



VMI FOOTBALL

2024 Fact Book





QUICK FACTS

Name of School	Virginia Military Institute (VMI)
City/Zip	Lexington, Va. 24450
Founded	1839
Enrollment	1,750
Nickname	Keydets
Mascot	Moe (Kangaroo)
School Colors	Red, Yellow & White
Stadium	Alumni Memorial Field at Foster Stadium
Conference	Southern Conference
Superintendent	MG Cedric T. Wins '85
Athletic Director	Jamaal Walton
Athletic Department Phone	540-464-7253
Ticket Office Phone	540-464-7266

COACHING STAFF

Head Coach	Danny Rocco
Alma Mater	Wake Forest, '84
Record at VMI	5-6, Second Season
Overall Record	126-71 / 17 Seasons
To Reach Coach Rocco	Contact SID (see below)
Offensive Coordinator/Quarterbacks	Patrick Ashford
Defensive Coordinator / Linebackers	Rich Yahner
Director of Player Personnel/Special Teams	Greg Wood
Run Game Coordinator/Defensive Line	JB Lageman
Secondary/Corners	Pat Brown
Pass Game/Receivers/Recruiting Coordinator	AJ Hampton
Run Game Coordinator/Running Backs	Keith Jones
Assistant Head Coach/Tight Ends	Greg Meyer
Offensive Line	Elliot Wratten
Asst. Secondary/Safeties	Dae'lun Darien
Strength and Conditioning Coach/Chief of Staff	Ellis Spratlin
Athletic Trainer (Football)	Sydney Marquardt

TEAM INFORMATION

2023 Overall Record	5-6
SoCon Record/Finish	4-4, T-5th
Starters Returning	13 (5 offense, 7 defense, 1 ST)
Starters Lost	13 (6 offense, 4 defense, 3 ST)
Letterwinners Returning/Lost	80/31

ATHLETIC COMMUNICATIONS

Associate A.D./External Operations (FB Contact)	Phil Marcello
Communications Office Phone	540-464-7515
Home/Cell Phone	804-381-1193
Email	marcellopr@vmi.edu
Assoc. Athletic Communications Director	Daniel Whitehead
Asst. Athletic Communications Director	Nate Barbee
Press Box Phone	540-464-7834
Athletic Communications Fax	540-464-7583
Mailing Address	235 Cameron Hall N. Main Street Lexington, VA 24450
Website	www.VMIKeydets.com

The 2024 VMI Football Fact Book is a product of the VMI Athletic Communications Office. The publication has been produced to aid the media in covering VMI football during the 2024 season.

For additional information, the media may contact the Athletic Communications Office, Cameron Hall, Lexington, VA 24450. The office may also be reached via telephone at (540) 464-7253.

Credits: The 2024 VMI Football Fact Book was written by Phil Marcello, Associate A.D./Athletic Communications, and designed by Daniel Whitehead, Associate SID. Nate Barbee, Assistant SID, also aided the production.

Photography: VMI Communications & Marketing, Chuck Steenburgh, B.R. Floyd, VMI Archives, Brian McWalters, and Randall Wolf.

TABLE OF CONTENTS

Table of Contents/Quick Facts.....	2
Head Coach Danny Rocco.....	3
Assistant Coaches.....	4-7
2024 Roster	8-9
2024 Top Returners.....	10-17
2024 Signees.....	18-19
2023 Game Recaps.....	20-30
Series vs. 2024 Opponents.....	31-33
All-Time Records Versus Opponents.....	34
Record Book.....	35-67

2024 Schedule

Aug. 29	at William & Mary	7:00 p.m.
Sept. 7	Bucknell	1:30 p.m.
Sept. 14	at Georgia Tech	3:30 pm
Sept. 21	Norfolk State	1:30 p.m.
Oct. 5	at Samford*	3:00 p.m. EST
Oct. 12	at Wofford*	1:30 p.m.
Oct. 19	The Citadel*	1:30 p.m.
Oct. 26	at Chattanooga*	4:00 p.m.
Nov. 2	Furman*	1:30 p.m.
Nov. 9	Mercer*	1:30 p.m.
Nov. 16	at Western Carolina*	1:00 p.m.
Nov. 23	ETSU*	Noon

* = Southern Conference Game
All Times Eastern, subject to change

Head Coach Danny Rocco



Danny Rocco

Coming to VMI in December of 2022, Rocco enters his second year at the helm of VMI Football.

Rocco hit the ground running in 2023, taking a team that went 1-10 the previous season and coaching them to a 5-6 record and an even 4-4 mark in conference play in his first year in Lexington.

The 2023 season marked just the fourth time in 20 years that VMI Football had won five games and/or four conference games in a single year. The Keydets capped off Rocco's first year in resounding fashion, defeating No. 14 Western Carolina, to give VMI its

first top-25 win since October of 2021.

Due to the success, Rocco was named a finalist for the Eddie Robinson FCS National Coach of the Year Award for the seventh time in his career. Eight Players earned All-SoCon honors under the tutelage of Rocco, while three players earned SoCon Player of the Week recognition and punter Jack Culbreath earned National Player of the Week honors.

In addition to capping off the season with a top-15 win, VMI was able to reclaim the Silver Shako for the first time since 2020 with a 17-13 win in Charleston.

For his career, Rocco sports a 126-71 record as head coach.

VMI Athletics officially hired Rocco on Saturday, Dec. 3, 2022, becoming the 33rd head coach in Keydet football history.

"Coach Rocco has had a great deal of success at every level leading his teams both on and off the field," stated Major General Cedric T. Wins. "He is clearly someone who believes in developing his players into leaders of character in perfect alignment with VMI's mission. I

look forward to the future success that our cadet-athletes will enjoy from his leadership."

"It is a privilege to welcome Danny to Lexington," Director of Intercollegiate Athletics Jim Miller said. "I have seen his success first-hand, and believe he will bring that winning tradition with him here to VMI."

"It's an honor to be here, it's a great opportunity for me and my family," Rocco said. "I'm very appreciative of General Wins and his support and Jim Miller, who I worked for at Richmond. I'm at an Institution that has a great history and a proud history. They play in a really good conference, I'm familiar with the SoCon having been an FCS Head Coach for 16 seasons. First and foremost, I want to get to meet the cadet-athletes, I want to be able to get to know them and make a positive impact in their lives as we work together to win football games and adhere to our core values."

Rocco brought decorated coaching history with him to Lexington, with experience at the FBS and FCS level, as well as the NFL. A six-time national coach of the year finalist, Rocco has won seven conference championships (4 Big South, 3 CAA) in his 16 years at the helm. Some of Rocco's other accolades include: five FCS playoff appearances, four Big South Conference Championships, three Colonial Athletic Association Championships, 10 top-25 finishes and 12 seasons with seven or more wins while coaching 42 All-Americans.

A native of Pittsburgh, Pennsylvania, Rocco came to Lexington after helping Penn State to a 10-2 record as a Defensive Senior Analyst this season. Rocco has been a head coach for three prominent FCS programs in Delaware (2017-21), Richmond (2012-16) and Liberty (2006-11), guiding each school to multiple top-25 finishes, twice reaching the FCS Semifinals (2014, 2020).

Some of Rocco's stops as an assistant included the New York Jets, University of Virginia, University of Maryland and the University of Texas. Rocco got his coaching start at the place he finished his playing career – Wake Forest. Playing his first two years at Penn State, Rocco transferred to Wake Forest, graduating in 1984 with a bachelor's degree in speech communication and rhetoric and adding a master's degree in 1987 (education & counseling).

A native of Pittsburgh, Pennsylvania, Rocco and his wife Julie reside on post and are the proud parents of David and Amy. David currently serves as an offensive analyst at Penn State.



Assistant Coaches

Patrick Ashford

- ◆ Tennessee, '15
- ◆ Fifth Season
- ◆ Offensive Coordinator/QBs



A Tennessee native, 2024 will be Ashford's fifth in Lexington and third as the team's offensive coordinator and quarterbacks coach. Under Ashford's direction in 2023, the rushing offense fared well, as Hunter Rice led the league in rushing

touchdowns (14 – 4th nationally) and had the third-most yards on the ground (867) ... arrived on post in February, 2020 and spent two seasons as the wide receivers coach ... helped develop a receiving corps that included spring 2021 All-American receiver Jakob Herres, who was the SoCon 2020-21 Offensive Player of the Year and finished his VMI career holding the school career TD receptions (27) and second all-time in career receptions (226) ... in his first season, Ashford led a receivers unit that helped propel the "Air Raid" offense to a Southern Conference title... came to the Institute after serving three seasons as an offensive assistant working with tight ends and receivers at Vanderbilt...also served prior coaching stints as quarterbacks coach at Tennessee-Martin and two seasons as an offensive assistant at Austin Peay under head coach Will Healy...2015 graduate of the University of Tennessee ... appeared in 24 games for the Vols, serving as the primary holder for the 2014-15 seasons and participated in two bowl victories.



Rich Yahner

- ◆ College: Penn State
- ◆ Second Season
- ◆ Defensive Coordinator/LBs



Yahner enters his second season as the program's defensive coordinator and linebackers coach. In 2023, the team produced marked improvement from the previous season by improving from 1-10 to 5-6 overall and 0-8 to 4-4 in the Southern

Conference. VMI's defense was instrumental in victories over two top-five offenses. In addition, VMI was No. 1 in passing defense in the Southern Conference and three defensive players earned All-Southern Conference selections. He rejoined Coach Rocco prior to the 2023 season after three seasons as the linebackers coach for Rocco at Delaware. Yahner is a Penn State graduate and has mutual connection with Coach Rocco from their respective times at Penn State and Virginia, prior to working together at Delaware. Yahner's impact on the Delaware defense was immediate, helping Blue Hens reach the FCS Semifinals in the 2020-21 spring season, with Yahner's linebackers aiding a CAA defense that held opponents to a league-low 14.4 points per game and a league-best 118.4 yards per game on the ground. Prior to joining Rocco in Delaware, Yahner coached four All-Patriot League performers at Lafayette after stops at San Diego Mesa Community College and Seton Hill. Breaking into the coaching ranks at Clarion in 1999, Yahner was a graduate assistant at Virginia (2006-09) and later Penn State (2011-13).



Greg Wood

- ◆ Valparaiso, '13
- ◆ Third Season
- ◆ Special Teams Coordinator



Wood will return for his third year in Lexington for the 2024 season, starting as a Specialists Coach and Video Coordinator before earning the Special Teams Coordinator title prior to the 2023 campaign. This season, Wood will also

serve as the team's Director of Player Personnel. Among those Wood has coached in his short time at VMI are All-Americans Jack Culbreath (Punter) and Robert Soderholm (Long Snapper).

In 2022, he played an integral role in developing kicker/punter Jack Culbreath, who entered the 2023 season as an All-America candidate.

He arrived at the Institute after serving as a special teams quality control coach at the University of Minnesota for one season.

He also coached special teams for one year each at the University of Akron and at Carroll University.

Wood was a punter at Valparaiso University from 2009-2012 and was a Chicago Bears mini-camp invitee in 2013.

Originally from Libertyville, Illinois, Wood worked in private business before launching his coaching career.



Assistant Coaches

JB Lageman

- ◆ West Virginia, '13
- ◆ Third Season
- ◆ Defensive Line Coach



Lageman came to VMI prior to the 2022 season and has been the team's defensive line coach for the past two years, helping Geoffrey Speight earn All-Freshman honors in 2022 and Dorien Starnes earn All-SoCon Second Team recognition in 2023. Starnes (41.0 tackles, 6.5 TFL) and Speight (31.0 tackles, 5.0 TFL) combined for 71 stops last season under Lageman, while players like Hunter Robbins provided consistent reps along the line.

He came to VMI from McNeese State where he developed a nationally ranked defensive line unit over two seasons. His fall 2021 unit ranked 28th in rush defense and 13th in total sacks (33) and the Spring 2021 unit ranked sixth nationally in total sacks with 25 and 15th in total tackles for loss with 45.

Lageman served as the defensive line coach at Florida Tech in 2019 and was on the University of Louisville staff for four seasons from 2015-18, serving as both a defensive graduate assistant and defensive quality coach.

He served as the outside linebackers coach for Concord University's 2014 team that went 11-0. He is a 2013 graduate of West Virginia University where he played on the defensive line from 2009-12.



Pat Brown

- ◆ Greensboro College, '12
- ◆ Second Season
- ◆ Secondary/Corners



Brown is entering his second season with the Keydets. In his first year in Lexington, Brown worked as Secondaries Coach, working primarily with the cornerbacks. Under the tutelage of Brown, the secondary showed its strength throughout the year, as VMI

was ranked first in the league in passing defense. Brown adds the title of Pass Game Coordinator for the upcoming 2024 season as he will oversee the whole secondary with a continued focus on the corners.

An Atlanta, Georgia native, Brown came to VMI after serving as the defensive coordinator and cornerbacks coach for Widener College. Joining Widener in 2020 before being elevated to coordinator this past season, Brown played tight end for Greensboro College where he was a USA South Academic Team honoree, graduating with his bachelor's degree in exercise and sport studies in 2012.

In 2020, Brown was also selected for the Bill Walsh Diversity Coaching for the Chicago Bears. In his first year at Widener, Brown helped the Widener defense allow nearly 70 less yards per game in the air than the defense did in 2019. Prior to Widener, Brown has made stops at Northeastern Oklahoma A&M, Catawba College and Millersville University, overseeing defensive backs and special teams along the way.



AJ Hampton

- ◆ Emory & Henry, '17
- ◆ Second Season
- ◆ Wide Receivers/Recruiting



Serving as the Wide Receivers coach and Recruiting Coordinator last season, Hampton will now have a more hands-on role in the offense, adding Pass Game Coordinator to his official duties. Under Hampton, Chance Knox hauled in 35 receptions

in just seven games while rookie Egypt Nelson showed flashes of dominance, totaling 250 yards and a touchdown on 15 grabs.

Hampton joins the VMI staff from down the road in Blacksburg where he served as a graduate assistant and defensive backs coach for the Hokies. Prior to Virginia Tech, Hampton's stops included West Virginia State, Midwestern State, Florida State and his alma mater, Emory & Henry.

Hampton's playing career began at Mount Union (DIII) where he was a member of a Purple Raiders' squad that went to back-to-back national championship games. Transferring to Emory & Henry, Hampton would be a two-year starter for the Wasps, leading the ODAC in yards per game (92.2).

The Roanoke, Virginia native is a product of Lord Botetourt High School. Double majoring in sports management and business, Hampton made the dean's list four times and was a four-time Academic All-Conference honoree before graduating in 2018.



Assistant Coaches

Keith Jones

- ◆ Kenyon College, '16
- ◆ Second Season
- ◆ Running Game/RBs



Jones was an early addition to Rocco's staff, serving as the Running Backs coach in 2023. Brown, who will add Run Game Coordinator to his title in 2024, oversaw a historic season from Hunter Rice, who finished the season fourth in the nation in

rushing touchdowns with 14.

A four-year letterwinner and three-year starter at Kenyon College (DIII), Jones has coaching experience at the Division I, Division III and high school levels.

Jones joins VMI after time spent at Franklin Road Academy in Nashville, where he was the team's pass game coordinator and wide receivers coach, helping the program reach the Division 2-AA Semifinals.

Prior to Franklin Road, Jones worked for Vanderbilt as a graduate assistant for offensive line while attaining his master's degree. Responsible for scouting report breakdowns, Jones helped coach players such as 2019 NFL Draft pick Justin Skule while recruiting for the University.

Jones got his coaching start where he played his collegiate ball, working his way up to offensive coordinator and recruiting coordinator in his last two years at Kenyon (2016-18).



Greg Meyer

- ◆ Buffalo State, '07
- ◆ Second Season
- ◆ Asst. Head Coach/TEs



Meyer joined Rocco's staff prior to the 2023 campaign, overseeing the tight end position. Meyer helped coach Aidan Twombly to First Team All-SoCon honors as he logged 557 yards and three touchdowns.

Meyer came to VMI after serving as the passing game coordinator for Bethel University in Tennessee. Prior to his time at Bethel, Meyer coached at the University of Delaware from 2018-21.

While coaching the running backs, RB Dejour Lee was the conference player of the year and first team All-CAA in the spring 2021 season.

A Buffalo, N.Y., native, Meyer played his college football at Buffalo State College. While at Buffalo State, he was voted a team captain and three-time All-Conference selection.

After graduation, Greg coached the wide receivers at Lycoming College in Williamsport, Pa. He spent his second season at Lycoming as the defensive backs coach.

In 2012, he made the move to the University at Buffalo as a wide receivers coach and offensive graduate assistant. Meyer stayed at Buffalo from 2015-2017 as Director of Player Development and member of the Offensive Quality Control staff.



Elliott Wratten

- ◆ Indiana, '13
- ◆ First Season
- ◆ Offensive Line Coach



Wratten comes to Lexington with 15 years of experience coaching including stops at Indiana and Alcorn State, where his job titles included offensive line coach and offensive coordinator.

As the offensive line coach and later as the offensive coordinator, Wratten helped lead Alcorn State to back-to-back SWAC Championships in 2018-19 behind an offense that consistently ranked in the top 25 in multiple categories. The Braves compiled a 48-33 record during his time as a coach at the school, including a 37-17 record in the SWAC.

As the offensive coordinator, Wratten coached the Braves to the 2019 SWAC Championship and an appearance in the Celebration Bowl. He developed quarterback Felix Harper into becoming the SWAC Offensive Player of the Year, and the Braves ranked top-15 in the nation in team passing efficiency.

Wratten came to Alcorn after having spent the previous seven seasons at Indiana University working on both sides of the ball. The last three seasons Wratten served as a Graduate Assistant working with the Defensive Line. A Valparaiso, Indiana, native, Wratten earned a Bachelor's of Education in 2013 and a Masters of Safety Management in 2016 from Indiana.



Assistant Coaches

Dae'lun Darien

- ◆ Delaware, '21
- ◆ Second Season
- ◆ Safeties/Asst. Secondary



After serving as a volunteer assistant last season, Darien will now serve as the Assistant Secondary Coach in 2024. Alongside Coach Brown, Darien will focus on working with the safeties – a group which featured All-SoCon performer Evan Eller in 2023.

Darien joined Coach Rocco's staff in July of 2023. Following the 2023 season in which he worked primarily with the safeties, Darien was elevated to Assistant Secondary Coach.


Graduating from the University of Delaware with a degree in African Studies in 2021, Darien saw consistent action on special teams and defense in his three years for the Blue Hens. During Delaware's run to the Spring 2021 FCS National Semifinal, Darien collected 15 tackles and appeared in all eight games. In the fall, Darien started five of 11 games played, totaling 34.0 tackles, 3.5 TFLs and a sack.

Prior to his time at Delaware, Darien was a linebacker at Penn State. A Baltimore, Maryland native, Darien helped Dunbar High School make a state championship appearance as a junior, registering 50 catches and 700 yards as a senior. Throughout his collegiate career, Darien served as a football camp coach and counselor, volunteering with programs such as the Special Olympics, Penn State Children's Hospital and THON - the largest student-run philanthropic event in the world to benefit families impacted by childhood cancer.



Ellis Spratlin

- ◆ Valdosta State, '14
- ◆ Third Season
- ◆ Strength and Conditioning



Ellis Spratlin enters his third season as the Director of Strength & Conditioning/ Football Head Strength and Conditioning coach. He served as the director of strength and conditioning at the University of West

Alabama since June 2019, directly overseeing the physical development of the football team. He utilized objective training data provided through TeamBuilder to improve programming and was responsible for a staff of three graduate assistants and a varying number of interns.

Previous to working at UWA, Spratlin was the head strength and conditioning coach at Reinhardt University. Previous stops for Spratlin include Kennesaw State University for three years, two of which as a graduate assistant and one year as assistant strength coach. He also worked as an intern strength coach at Valdosta State University and the University of Iowa.

Spratlin is certified through the Collegiate Strength and Conditioning Coaches' Association. He earned a bachelor of science degree in exercise physiology from Valdosta State in 2014 and a master's degree in exercise and health sciences in 2016.



Sydney Marquardt

- ◆ Springfield College, '22
- ◆ Second Season
- ◆ Head FB Athletic Trainer



Sydney Marquardt enters her second season as VMI Football's head athletic trainer after she was hired in July 2023.

A native of East Haven, Connecticut, Marquardt came to the Institute after serving for one year as a graduate

assistant at Jacksonville State where she assumed joint responsibility of over 120 football athletes.

Prior to Jacksonville State, Marquardt served as a student clinician for the Boston Marathon in May 2022.

Marquardt worked with The College of the Holy Cross (Worcester, Mass.) football team during the Fall 2021 season.

Marquardt also has experience working with high school athletes at Loomis Chaffee Prep School in Windsor, Connecticut, and at Ludlow High School in Ludlow, Massachusetts.

Marquardt was a member of the Springfield College cheer team from 2018-22 and served as a three-time team captain.

Marquardt graduated from Springfield College (Mass.) with a bachelor's degree in athletic training in May 2022. She earned a master's degree in athletic training from Jacksonville State in 2023 and will also earn a master's degree in sports management from JSU in the spring of 2024.



Alphabetical Roster

20 Anthony Allen, DB
 42 Jason Armstrong, WR
 19 D'Ahmon Artis, LB
 57 Chase Aslett, OL
 25 Ayden Babich, S
 70 Elijah Bass, OL
 98 Caden Beck, K/P
 82 Ryan Beckman, WR
 43 Henry Berling, LB
 29 Myles Berry, CB
 29 Leo Boehling, RB
 32 Zach Bowers, K/P
 90 Elijah Brooks, DL
 52 Bryce Burnett, OL
 37 Logan Burnett, LB
 21 Camden Clinton, LB
 1 Jason Cole, DB
 6 Joe Comello, CB
 46 John Covert, DL
 16 Cade Cox, QB
 19 Jojo Crump, QB
 26 Kouri Crump, DB
 85 Max Cullen, TE
 9 Julio DaSilva, WR
 18 Stephen Dean III LB
 30 TJ DiLoreto, RB
 56 William Dixon, OL
 22 Tyrel Dobson, LB
 53 Robbie Dunn, OL
 15 Louis English, DB
 63 Ayanle Farah, OL
 14 Noah Fathy, TE
 27 Austin Fletcher, LS
 91 Stephan Fowlkes, DL
 34 John Garbett, LB
 33 RJ Gatlin, DB
 28 Isaiah Greivous, LB
 6 Noah Greivous, WR
 24 Jack Ham, DB
 95 Owen Ham, DL
 15 Brady Hammonds, QB
 81 Anthony Harris, WR
 96 Uriah Harris, DL
 8 Jabari Haslem, LB
 64 Ah'Daryall Hite, DL
 12 Malik Holmes, S
 68 Cole Holtz, OL
 13 Ethen Horne, WR
 0 J. Hunter-Horton, S
 55 Tommy Inge, OL
 7 Noel Innocent, DB
 51 Terrell Jackson, DL
 71 James Jenkins, OL
 11 Jason Johnson, LB
 22 Kam Johnson, RB
 8 VJ Johnson, WR
 58 Aiden Jones, OL
 45 DJ Jones, LB
 2 Shamus Jones, DB
 78 Garrett Joyce, OL
 35 Jack Joyce, K/P
 47 Gavin Kamody, DB
 31 Amani Koffi, DB

No	Player	Pos.	Cl.	Ht.	Wt.	Hometown/High School/Previous
0	Jonathan Hunter-Horton	S	R-Jr.	6-1	200	Ashburn, Va. / Broad Run
1	Jason Cole	DB	R-So.	6-1	205	Suffolk, Va. / Kings Fork
1	Collin Shannon	QB	R-So.	6-1	200	Sevierville, Tenn. / Sevier County
2	Shamus Jones	DB	Sr.	6-3	210	Chester, Va. / Thomas Dale
2	Ebenezer McCarthy	RB	R-So.	6-0	200	Charlottesville, Va. / Albemarle
3	Tahj Summey	DB	R-Sr.	6-0	195	Herndon, Va. / Westfield
3	Ivan Thorpe	WR	R-So.	5-10	185	Philadelphia, Pa. / Springside Chestnut Hill
4	Destin Moore	WR	So.	5-11	170	Cairo, Ga. / Brookwood
5	Egypt Nelson	WR	So.	6-4	200	Norfolk, Va. / Booker T. Washington
5	Eric Rankin	LB	Sr.	6-3	220	Ashland, Va. / Atlee
6	Joe Comello	CB	Jr.	5-8	190	Silver Spring, Md. / Our Lady of Good Counsel
6	Noah Greivous	WR	Fr.	5-11	195	Charlottesville, Va. / Albemarle
7	Noel Innocent	DB	Sr.	6-1	175	Stafford, Va. / Colonial Forge
7	Nathan Lhotsky	TE	So.	6-4	235	Bridgeport, W.Va. / Robert C. Byrd
8	Jabari Haslem	LB	R-Jr.	6-1	220	Woodbridge, Va. / Woodbridge
8	VJ Johnson	WR	R-Sr.	5-10	165	Virginia Beach, Va. / Catholic
9	Julio DaSilva	WR	R-Sr.	6-1	180	Philadelphia, Pa. / West Catholic
9	Steven Riveros	DB	R-Fr.	5-11	210	Sterling, Va. / Potomac Falls
11	Jason Johnson	LB	R-Jr.	6-2	220	Glen Allen, Va. / Glen Allen
11	Trace Pedigo	WR	R-Jr.	6-4	205	Roanoke, Va. / Patrick Henry
12	Malik Holmes	S	So.	5-10	185	King & Queen, Va. / King & Queen Central
12	Chandler Wilson	QB	R-Fr.	6-0	200	Knoxville, Tenn. / Carter
13	Ethen Horne	WR	Fr.	5-11	182	Woodbridge, Va. / Colonial Forge
13	James Morris	DB	So.	6-1	195	Madison Heights, Va. / Amherst County
14	Noah Fathy	TE	R-Fr.	6-5	240	Marcus Hook, Pa. / Salesianum
14	Ej Wilborne	DB	So.	6-1	195	Fredericksburg, Va. / Riverbend
15	Louis English	DB	R-Fr.	6-2	190	Roanoke, Va. / William Fleming
15	Brady Hammonds	QB	Fr.	6-1	206	Gatlinburg, Tenn. / Gatlinburg-Pittman
16	Cade Cox	QB	R-Fr.	6-4	215	Chesapeake, Va. / Oscar Smith
16	Asa Locks	DB	Fr.	6-0	180	Lusby, Md. / Patuxent
17	Robert Powell	DB	Fr.	5-8	162	Morgantown, W.Va. / Morgantown
17	Cody Shelton	QB	Fr.	5-11	190	Midlothian, Va. / Benedictine
18	Stephen Dean III	LB	R-So.	6-2	225	Mineral, Va. / Louisa County
18	Ryan von Brandt	TE	Jr.	6-7	255	Middletown, Del. / Appoquinimink
19	D'Ahmon Artis	LB	So.	6-2	220	Henrico, Va. / Henrico
19	Jojo Crump	QB	Fr.	5-11	193	Nashville, Tenn. / Father Ryan
20	Anthony Allen	DB	Fr.	6-2	185	Richmond, Va. / Armstrong
20	Owen Sweeney	WR	Fr.	6-4	200	Roanoke, Va. / Cave Spring
21	Camden Clinton	LB	So.	6-2	215	Evington, Va. / Liberty Christian
21	Luke Schalow	RB	R-So.	5-10	205	Ashburn, Va. / Briar Woods
22	Tyrel Dobson	LB	Jr.	5-11	220	Radford, Va. / Radford
22	Kam Johnson	RB	Fr.	5-9	215	Roanoke, Va. / North Cross
23	Nic Land	S	R-Fr.	6-4	205	Richmond, Va. / Benedictine
23	Zion Woody	RB	Fr.	5-6	155	Daleville, Va. / Lord Botetourt
24	Jack Ham	DB	Fr.	6-0	180	Mechanicsville, Va. / Atlee
24	Hunter Rice	RB	Sr.	6-0	225	Daleville, Va. / Lord Botetourt
25	Ayden Babich	S	R-Fr.	6-1	205	Roanoke, Va. / Cave Spring
25	Aslin Shipe	RB	Fr.	5-9	180	Ashburn, Va. / Broad Run
26	Kouri Crump	DB	R-So.	6-3	205	Charlotte, N.C. / William A. Hough
26	Garrett Via	RB	R-Fr.	6-0	205	Clifton Forge, Va. / Alleghany
27	Austin Fletcher	LS	Fr.	6-0	190	Stafford, Va. / Colonial Forge
27	Dante Terrell	DB	So.	6-2	210	Stafford, Va. / Brooke Point
28	Isaiah Greivous	LB	So.	6-1	205	Charlottesville, Va. / Albemarle
28	Cole Varner	RB	Fr.	5-10	175	Highland Springs, Va. / Highland Springs
29	Myles Berry	CB	Fr.	5-11	170	Richmond, Va. / Mills Godwin
29	Leo Boehling	RB	Fr.	5-11	214	Richmond, Va. / Benedictine
30	Amaje Parker	CB	Fr.	5-10	180	Charlottesville, Va. / Albemarle
30	TJ DiLoreto	RB	Fr.	5-9	195	Richmond, Va. / Trinity Episcopal
31	Amani Koffi	DB	Fr.	5-10	193	Sterling, Va. / Park View
31	Jon Tyree	WR	Fr.	5-6	152	Chester, Va. / Thomas Dale
32	Zach Bowers	K/P	Fr.	6-1	170	Chesterfield, Va. / Matoaca
33	RJ Gatlin	DB	Fr.	6-0	185	Virginia Beach, Va. / Ocean Lakes
33	Brody Patterson	WR	Fr.	6-1	197	Tazewell, Va. / Tazewell

Numerical Roster

Alphabetical Roster

89	Liden Krush, TE
23	Nic Land, S
75	Thomas Leible, OL
7	Nathan Lhotsky, TE
16	Asa Locks, DB
2	Ebenezer McCarthy, RB
61	Ryan McCarthy, DL
48	Bret McClung, LB
84	Malik McNeely, WR
88	Morgan McPhaul, TE
38	Omar McPherson, S
41	Omar Miller, CB
4	Destin Moore, WR
92	Jacob Moore, DL
13	James Morris, DB
66	Richard Mulhern, OL
5	Egypt Nelson, WR
36	Jakari Nicely, LB
30	Amaje Parker, CB
33	Brody Patterson, WR
60	Nathan Payne, LS
11	Trace Pedigo, WR
72	Michael Perry, OL
83	Zach Pirtle, WR
77	Tyriq Poindexter, OL
44	Dylan Poley, FB
17	Robert Powell, DB
5	Eric Rankin, LB
24	Hunter Rice, RB
9	Steven Riveros, DB
94	Hunter Robbins, DL
42	De'Andre Robinson, DL
62	Jacob Rose, OL
21	Luke Schalow, RB
93	Luke Scott, DL
1	Collin Shannon, QB
17	Cody Shelton, QB
25	Aslin Shipe, RB
99	Ben Shrewsbury, K/P
97	Geoffrey Speight, DL
44	Dorien Starnes, DL
3	Tahj Summey, DB
20	Owen Sweeney, WR
27	Dante Terrell, DB
49	Jalen Terrell, S
3	Ivan Thorpe, WR
31	Jon Tyree, WR
28	Cole Varner, RB
26	Garrett Via, RB
18	Ryan von Brandt, TE
40	Phoenix Ward, DL
39	Camron Watkins, LB
14	EJ Wilborne, DB
12	Chandler Wilson, QB
73	Britin Witt, OL
74	Tristan Woodley, OL
23	Zion Woody, RB
87	Victor Young, WR
67	Josh Zarriello, OL

Numerical Roster

No	Player	Pos.	Cl.	Ht.	Wt.	Hometown/High School (Previous)
34	John Garbett	LB	So.	6-1	195	Richmond, Va. / Benedictine
35	Jack Joyce	K/P	Fr.	6-4	215	Metuchen, N.J. / St. Thomas Aquinas
36	Jakari Nicely	LB	Fr.	6-0	217	Daleville, Va. / Lord Botetourt
37	Logan Burnett	LB	R-Fr.	6-0	220	Amherst, Va. / Liberty Christian
38	Omar McPherson	S	Fr.	5-11	165	Amherst, Va. / Amherst County
39	Camron Watkins	LB	Fr.	6-1	206	Wingate, Pa. / Bald Eagle Area
40	Phoenix Ward	DL	Fr.	6-3	256	Chester, Va. / Thomas Dale
41	Omar Miller	CB	Fr.	5-10	170	Charlottesville, Va. / St. Anne's-Belfield
42	Jason Armstrong	WR	Sr.	6-0	210	Charlottesville, Va. / Monticello
42	De'Andre Robinson	DL	R-So.	6-2	250	Goochland, Va. / Goochland
43	Henry Berling	LB	R-Fr.	6-2	220	Richmond, Va. / Benedictine
44	Dylan Poley	FB	R-Fr.	6-0	225	Grahamsville, N.Y. / Tri-Valley
44	Dorien Starnes	DL	Sr.	6-2	270	Waco, N.C./ Burns
45	DJ Jones	LB	Fr.	6-0	210	Charlotte, N.C. / Mallard Creek
46	John Covert	DL	R-Jr.	6-1	245	Winfield, W.Va. / Winfield
47	Gavin Kamody	DB	Fr.	6-0	192	Pittsburgh, Pa. / North Catholic
48	Bret McClung	LB	Jr.	6-1	230	Lexington, Va./ Rockbridge County
49	Jalen Terrell	S	Fr.	5-11	180	Alexandria, Va. / West Potomac
51	Terrell Jackson	DL	Sr.	6-1	300	Washington, D.C./ The Bullis School
52	Bryce Burnett	OL	R-Fr.	6-1	290	College Park, Ga. / Woodward Academy
53	Robbie Dunn	OL	R-Fr.	6-3	280	Midlothian, Va. / Trinity Episcopal
55	Tommy Inge	OL	R-Jr.	6-4	300	Blackstone, Va. / Kenston Forest
56	William Dixon	OL	R-So.	6-4	270	Midlothian, Va. / James River
57	Chase Aslett	OL	R-Fr.	6-4	290	Chester, Va. / Thomas Dale
58	Aiden Jones	OL	Fr.	6-4	264	Chester, Va. / Thomas Dale
60	Nathan Payne	LS	R-Jr.	6-3	225	Burke, Va. / Lake Braddock
61	Ryan McCarthy	DL	R-Fr.	6-3	240	Ashburn, Va. / Briar Woods
62	Jacob Rose	OL	R-Fr.	6-5	275	Mechanicsville, Va. / Atlee
63	Ayanle Farah	OL	Fr.	6-4	255	Sterling, Va. / Potomac Falls
64	Ah'Daryall Hite	DL	R-Fr.	6-2	250	Hopewell, Va. / Hopewell
66	Richard Mulhern	OL	Fr.	6-3	285	Centreville, Va. / Mt. Zion Prep
67	Josh Zarriello	OL	So.	5-11	280	Lynchburg, Va. / Liberty Christian
68	Cole Holtz	OL	R-Sr.	6-2	280	Richmond, Va. / Douglas Freeman
70	Elijah Bass	OL	So.	6-5	250	Danville, Va. / George Washington
71	James Jenkins	OL	R-Fr.	6-1	275	Kenbridge, Va. / Central Lunenburg
72	Michael Perry	OL	R-So.	6-3	300	Fredericksburg, Va. / St. Michael the Archangel
73	Britin Witt	OL	Fr.	6-2	295	Forest, Va. / Jefferson Forest
74	Tristan Woodley	OL	R-Fr.	6-4	300	Virginia Beach, Va. / Bayside
75	Thomas Leible	OL	Fr.	6-6	299	Bensalem, Pa. / Bensalem
77	Tyriq Poindexter	OL	R-Jr.	6-5	325	Roanoke, Va. / William Fleming
78	Garrett Joyce	OL	Fr.	6-2	275	Richmond, Va. / Benedictine
81	Anthony Harris	WR	Fr.	6-1	180	Amelia Court House, Va. / Amelia
82	Ryan Beckman	WR	R-Fr.	5-11	180	Nokesville, Va. / Brentsville District
83	Zach Pirtle	WR	R-Fr.	6-1	195	Charlottesville, Va. / The Covenant School
84	Malik McNeely	WR	Fr.	6-2	185	Huntington, W.Va. / Huntington
85	Max Cullen	TE	R-Jr.	6-4	240	Richmond, Va./ Trinity
87	Victor Young	WR	Fr.	5-11	150	Ashburn, Va. / Broad Run
88	Morgan McPhaul	TE	R-So.	6-2	260	Kinston, N.C. / Arendell-Parrott Academy
89	Liden Krush	TE	Fr.	6-2	200	Vienna, Va. / James Madison
90	Elijah Brooks	DL	R-Fr.	6-2	290	Louisa, Va. / Louisa County
91	Stephan Fowlkes	DL	So.	6-4	240	Richmond, Va. / Huguenot
92	Jacob Moore	DL	So.	6-3	280	Richmond, Va. / Benedictine
93	Luke Scott	DL	So.	6-4	250	Johnson City, Tenn. / Daniel Boone
94	Hunter Robbins	DL	R-Jr.	6-2	275	Mechanicsville, Va./ Hanover
95	Owen Ham	DL	R-So.	6-0	275	Mechanicsville, Va. / Atlee
96	Uriah Harris	DL	Fr.	6-2	229	Richmond, Va. / Hermitage
97	Geoffrey Speight	DL	Jr.	6-1	275	McDonough, Ga. / Union Grove
98	Caden Beck	K/P	R-Jr.	5-9	175	Greenville, S.C. / Powdersville
99	Ben Shrewsbury	K/P	So.	6-2	190	Jonesborough, Tenn. / Daniel Boone

Key Returnees



#9 Julio DaSilva

R-Senior ♦ WR ♦ 6-1, 185
Philadelphia, Pa.
West Catholic

2023 (Senior)

- Played in all 11 games for VMI, totaling 11 catches and 92 yards for an 8.36 yards per catch average
- Had 15 yards in week-one win over Davidson, eight yards at NC State and nine yards against Samford
- Recorded three catches against No. 17 Chattanooga and three in win over ETSU
- Ended year with two catches and 17 yards as VMI upset No. 14 Western Carolina

2022 (Junior)

- Appeared in nine games
- Made season debut at No. 22 Wake Forest with two receptions for nine yards
- Had an 11-yard catch against No. 9 Chattanooga

2021 (Sophomore)

- Played in all 11 games totaling six receptions for 84 yards, adding 11 yards rushing
- Made season debut against Davidson
- Had two catches for 37 yards including a 26-yard reception at Kent State
- Had receptions at Mercer and against Samford
- Ended the season with two catches and eight yards rushing against Western Carolina

2020 (Spring 2021)

- Appeared in four games
- Made collegiate debut against Western Carolina collecting two catches for 38 yards
- Appeared in FCS Playoff at James Madison

High School: Lettered four years in football and two years in track at West Catholic HS in Philadelphia, Pa.... As a junior brought in 27 catches for 407 yards to average 15.6 yards per catch ... earned 12 solo special teams tackles as a junior.



#21 Jabari Haslem

R-Junior ♦ LB ♦ 6-1, 220
Woodbridge, Va.
Woodbridge

2023 (R-Sophomore)

- Ranked 8th on the team in tackles with 34.0 tackles in 11 games
- Had 2.5 sacks, two break ups and a forced fumble
- Opened season with 2.0 tackles in win over Davidson, had 4.0 tackles and a TFL against Bucknell
- 3.0 tackles and 0.5 TFL at NC State; 4.0 tackles, forced fumble and break up was crucial in win over Wofford
- Finished season with career-high 7.0 tackles in win over No. 14 Western Carolina

2022 (R-Freshman)

- Did not appear

2021 Fall (Freshman)

- Made two tackles, one a solo stop
- Played in four games as a true freshman



Key Returnees



#68 Cole Holtz

R-Senior ♦ OL ♦ 6-2, 280
 Richmond, Va.
 Douglas Freeman

2023 (R-Junior)

- Started every game (11) at center on the offensive line

2022 (Junior)

- Did not appear due to injury

2021 (Sophomore)

- Did not appear

2020 (Freshman)

- Did not appear



#55 Tommy Inge

R-Junior ♦ OL ♦ 6-3, 310
 Blackstone, Va.
 Kenston Forest

Named a team captain for 2024

2023 (R-Sophomore)

- Played in all 11 games
 - Recorded a tackle against Western Carolina

2022 (R-Freshman)

Saw playing time in 11 games during the season
 Started 10 games at right guard

2021 (Freshman)

Did not appear

High School: A three-sport athlete at Kenston Forest School (football, basketball, and baseball)... was 1st Team All-State (VISAA Independent School league) in football his sophomore, junior and senior year. Lettered in varsity basketball for three years. First Team All-State in baseball his senior year.

Personal: Grandfather (Tommy) played football for VMI and was part of the undefeated 1957 team that was ranked in the Top 20.



Key Returnees



#51 Terrell Jackson

Senior ♦ DL ♦ 6-1, 300
Washington, D.C.
The Bullis School

- Named Team Captain for 2024

2023 (Junior)

- A key piece of a strong defense, Jackson appeared in all 11 games and totaled 18.0 tackles to go with 2.5 TFLs and a fumble recovery
- Had three tackles against Davidson and Bucknell; recorded 2.0 tackles against NC State
- Had 2.0 tackles and a fumble recovery against Chattanooga, 3.0 tackles in win over Western Carolina

2022 (Sophomore)

- Appeared in eight games for VMI, totaling 7.0 tackles with 1.0 solo tackles
- Made season debut at No. 22 Wake Forest
- Had 2.0 tackles at No. 9 Chattanooga, 2.0 vs. Furman
- Recorded 1.0 tackles in the last three games of the season

2021 Fall (Freshman)

- Made one solo tackle
- Competed in five games

High School: Played for Pat Cilento at The Bullis School ... earned All-IAC honors on the defensive line ... recorded five sacks, 47 tackles and seven tackles for loss ... a two-time Maryland State Wrestling Placer and National Qualifier.



#11 Jason Johnson

R-Junior ♦ LB ♦ 6-2, 220
Glen Allen, Va.
Glen Allen

2023 (Junior)

- Emerged as a key piece to the Keydet defense before getting hurt in the second game (Bucknell) of the season
- Had 5.0 tackles and a TFL in win over Davidson
- 4.0 tackles, 0.5 sacks at Bucknell

2022 (Sophomore)

- Played in all 11 games for the Keydets, totaling 11.0 tackles (6.0 solo)
- Recorded a tackle at No. 22 Wake Forest
- Had 1.0 tackle in win over Bucknell
- Totaled 2.0 tackles against Western Carolina and Furman; 4.0 tackles against No. 16 Mercer

2021 (Freshman)

- Red-shirted after contributing early in the year
- played in three games, making four unassisted tackles and one assisted stop
- recorded a half tackle for loss
- made four tackles in season-opening win against Davidson.

High School: Named the Defensive Player of the Year at Glen Allen High School ... made 47 tackles with seven sacks ... also competed in baseball and basketball ... a member of the honor roll.



Key Returnees



#19 VJ Johnson

R-Senior ♦ WR ♦ 5-10, 165
Virginia Beach, Va.
Catholic

2023 (Senior)

- Appeared in six games for VMI before being injured
- Had 12 catches and 112 yards and two touchdowns
- 25-yard touchdown reception against Davidson proved to be the game-winner
- Four catches, 32 yards and a score at Bucknell
- Recorded career-high five catches and 43 yards at Mercer

2022 (Junior)

- Appeared in 10 games for VMI totaling six catches for 43 yards
- Two catches for 16 yards against ETSU
- Recorded a catch against Chattanooga, Mercer, Samford and The Citadel

2021 (Sophomore)

- Appeared in all 11 games, totaling eight receptions for 86 yards
- Hauled in 32-yard catch at Kent State
- Two catches for 22 yards at ETSU before a career-high four catches for 22 yards at Furman

2020-21 (Spring 2021)(Freshman)

- Appeared in four games as a freshman
- Made collegiate debut against Western Carolina



#20 Shamus Jones

Senior ♦ DB ♦ 6-3, 210
Chester, Va.
Thomas Dale

2023 (Junior)

- Played 10 games in the secondary for the Keydets, collecting 18.0 tackles and a pass break up
- Had 4.0 tackles and 0.5 TFL in win over Davidson, 3.0 at Bucknell and 4.0 at N.C. State
- Recorded 2.0 tackles against Mercer, No. 17 Chattanooga (1 PBU) and No. 2 Furman

2022 Fall (Sophomore)

- Played in 10 games for VMI, totaling 45 tackles, three passes defended and an interception
- Stepped in to record 6.0 tackles at Western Carolina
- Totaled 3.0 tackles, 1.0 tackle for loss and a break up against ETSU
- Recorded 7.0 tackles against Mercer, 2.0 tackles and an interception at No. 10 Samford
- Finished season with 8.0 tackles at Wofford, 11.0 tackles against The Citadel

2021 (Freshman)

- Competed in 10 of the Keydets' 11 games
- Recorded nine tackles on the season, including six unassisted
- Credited with a half of a tackle for loss
- Made three tackles against Davidson



Key Returnees



#77 Tyriq Poindexter

R-Junior ♦ OL ♦ 6-5, 325
Roanoke, Va.
William Fleming

2023 (Junior)

- Had a breakout year in 2023, becoming a steady presence on the line for VMI in 11 starts
- Spent majority of his time at the left tackle position
- Was Preseason All-SoCon

2022 (Sophomore)

- Did not see action, will redshirt

2021 (Freshman)

- Made collegiate debut against Davidson
- Saw time against Kent State and Mercer

High School: Played both offensive line and defensive end at William Fleming... second team All-Region ... made 22.5 tackles as a junior, including 16 solo and 2.5 tackles for loss...also lettered two years in basketball playing forward and center... also competes in the shot put in track.



#5 Eric Rankin

Senior ♦ LB ♦ 6-3, 215
Ashland, Va.
Hanover

2023 (Junior)

- Named to the Second Team All-SoCon defense, Team Captain for 2024
- Career-high 93.0 tackles ranked 5th in the SoCon and 42nd in the country, including 46.0 solo takedowns
- Season-high 14.0 tackles in VMI's win over Davidson in the season opener
- Achieved 12.0 tackles vs. Samford Oct. 21 and 12 at ETSU Nov. 4
- Had 10.0 TFLs for 39 yds. on the year, including 3.5 sacks (16 yds.)
- Earned a fumble recovery at Bucknell and forced a fumble at ETSU
- Two QB hurries and two pass breakups on the year

2022 (Sophomore)

- Ranked eighth on the team in tackles, totaling 40.0 in 11 games including 2.5 sacks and 3.5 tackles for loss
- Picked up a punt return at Western Carolina (11 yards) and against The Citadel (15)
- Had 4.0 TFLs for 39 yds. on the year, adding 3.0 sacks (16 yds.)
- Played major snaps at Western Carolina with a career-best 7.0 tackles, 2.0 tackles for loss (9 yards)
- Recorded a tackle in all but one game, with 6.0 against Furman and Mercer

2021 (Freshman)

- Played in six games
- Made four tackles, including one solo stop

High School: Earned All-Metro second-team (RB) and honorable mention (LB) honors as a sophomore ... recorded 1,400 rushing yards, 400 receiving yards with 14 touchdowns in 2018.



Key Returnees



#24 Hunter Rice

Senior ♦ RB ♦ 6-0, 225
Daleville, Va.
Lord Botetourt

2023 (Junior)

- Named to the Second Team All-SoCon offense, Team Captain for 2024
- 4th in the nation with 14 rushing touchdowns (4th all-time at VMI in a season)
- Rushed 170 times for 867 net yards for the season, including career-high 208 vs. Chattanooga Oct. 28
- Had five multi-score games, including three games with three or more touchdowns
- Completed 3-3 passes on the year for 15 yds., including one TD pass in VMI's win over Wofford Sept. 23
- Logged career-high four TDs to help VMI upset #14 W. Carolina in the season finale, rushing for 138 yards on 21 carries
- Ranks fifth all-time at VMI with 23 rushing TDs in three seasons

2022 (Sophomore)

- Appeared in all 11 games, totaling 235 yards and two rushing touchdowns
- Rushed for 24 yards in season debut at No. 22 Wake Forest
- Career-high 23 rushes, 112 yards and a touchdown against Bucknell
- Punched in a touchdown in comeback-effort against Cornell
- 9 rushes for 25 yards against ETSU, 10 rushed for 40 yards at No. 10 Samford

2021 (Freshman)

- Played in all 11 games, totaling 66 rushes, 289 yards and 7 touchdowns (4.4 yards per carry)
- Debuted against Davidson before 11 rushes for 39 yards and a touchdown against Kent State
- Rushed 17 times for 112 yards and three scores at Mercer
- 43 yards and a touchdown against Samford, 30 yards and a touchdown against Western Carolina



#94 Hunter Robbins

R-Junior ♦ DL ♦ 6-2, 275
Mechanicsville, Va.
Hanover

2023 (R-Sophomore)

- Appeared in 10 of 11 games for the season, including one start at NC State
- Tallied 15 tackles on the year, including nine solo takedowns
- Season-high three tackles in VMI's win at The Citadel Oct. 14
- 2.5 tackles for loss on the year, including 1.0 vs. Wofford and at Furman
- Registered a sack in VMI's win vs. Wofford Sept. 23
- Logged 2.0 tackles in four separate contests

2022 (R-Freshman)

- Appeared in seven games, 2.0 tackles and 1.0 TFL
- Had 1.0 tackles for loss against No. 22 Wake Forest
- Recorded a stop at Wofford

2021 (Freshman)

- Did not see action



Key Returnees



#1 Collin Shannon

R-Sophomore ♦ QB ♦ 6-1, 200
Sevierville, Tenn.
Sevier County

2023 (R-Freshman)

- Named Team Captain for 2024
- Appeared in four games, including starts at NC State, ETSU and Furman
- Completed 53 of 94 passes on the year with three interceptions
- Totaled 579 passing yards, including season-high 209 at ETSU Nov. 4
- Completed 14 of 24 passes at NC State for 176 yards and one passing touchdown
- Finished 21-for-38 passing in VMI's win at ETSU Nov. 4
- Went 14-27 passing at Furman for 148 yards on Nov. 11

2022 (Freshman)

- Made collegiate debut at Wake Forest
- Registered first career start against Top-10 Chattanooga, going 15-for-20 for 158 yards with a rushing touchdown
- Went 3-for-9 for 24 yards against No. 27 Furman

High School: Played Football and Baseball at Sevier County ... Set the Sevier County high school for passing yards, passing tds, completions, attempts, and completion percentage.



#97 Geoffrey Speight

Junior ♦ DL ♦ 6-1, 275
McDonough, Ga.
Union Grove

2023 (Sophomore)

- Appeared in 10 of 11 games on the season
- Recorded 31 tackles on the year, including 14 solo
- Logged 5.0 tackles for loss, including 2.0 vs. Samford Oct. 21
- Registered 2.0 sacks on the year, including 1.5 for 8 yds. at Bucknell Sept. 9
- Forced a fumble at Bucknell
- Credited with two QB hurries on the year

2022 (Freshman)

- Had a dominant rookie season, leading to All-SoCon honors with 28.0 tackles, 5.5 tackles for loss (24 yards) and a QB hurry
- Made collegiate debut at No. 22 Wake Forest with 1.0 tackle
- 3.0 tackles, 0.5 TFL in win over Bucknell
- Recorded 2-plus tackles and at least 1.0 TFL's in four straight games, including 7.0 tackles, 1.5 tackles for loss and a hurry against No. 16 Mercer
- Totaled 5.0 tackles at Wofford, closed season out with 2.0 against The Citadel



Key Returnees



#44 Dorien Starnes

Senior ♦ LB ♦ 6-2, 260
Waco, N.C.
Burns

2023 (Junior)

- Named to the Second Team All-SoCon defense
- Played in all 11 games for the season
- Recorded 41 tackles on the year, including 26 solo takedowns
- Logged 6.5 tackles for loss, including 3.5 sacks over 11 contests
- Career-high 3.5 TFLs and one sack at NC State Sept. 16
- Registered a 10-yard sack and had a fumble recovery in VMI's win at ETSU Nov. 4
- Forced a fumble vs. Chattanooga Oct. 28
- Had three QB hurries and two pass breakups on the season

2022 (Sophomore)

- Appeared in 10 of 11 games, totaling 28 tackles (6.0 solo), 0.5 TFL, two fumble recoveries and a pass defended
- Recorded 4.0 tackles in season-opener, with 2.0 or more six times on the season
- Had 2.0 tackles, 0.5 tackle for loss and a pass break up against ETSU
- Ended the season with 3.0 tackles and a fumble recovery at The Citadel

2021 (Freshman)

- Made 10 tackles, including eight solos
- Played in nine games
- Made two tackles each against Davidson, Mercer and Western Carolina

High School: Earned all-conference honors as a defensive end in 2019 and was the Defensive Lineman of the Year at Burns High School ... earned the Maddog Pride Award ... in his sophomore and junior seasons combined, he had 112 solo tackles, 36 tackles for loss and 11 sacks ... a PF/C on the basketball team.



#3 Tahj Summey

R-Senior ♦ DB ♦ 6-0, 185
Herndon, Va.
Westfield

2023 (R-Junior)

- Played in all 11 games in 2023, named Team Captain for 2024
- Had an 18-yd. kickoff return at Mercer Sept. 30 and a 15-yard kick return at Furman Nov. 11
- Earned a 5-yd. punt return at Furman
- Totaled 48 tackles for the season, including season-high six in three separate games
- Logged one sack at Bucknell and a TFL in the season finale to help top #14 Western Carolina
- Registered an 13-yard interception return in VMI's win at The Citadel Oct. 14
- Tallied five pass break-ups on the year, including two in VMI's win at ETSU Nov. 4

2022 (R-Sophomore)

- Played in all 11 contests for the Keydets, ranking 6th on the team in tackles with 52.0 (29 solo), 1.5 tackles for loss, one interception and two break ups, a forced fumble and fumble recovered
- Totaled 4.0 tackles in season-opener at Wake Forest, registering four at Western Carolina and Chattanooga
- Recorded 6.0 tackles and forced a fumble against Furman
- Had 5.0 tackles and an interception against No. 16 Mercer
- Recorded 8.0 tackles 0.5 tackles for loss, a fumble recovery and a pass break up at No. 10 Samford
- Career-high 11 tackles at Wofford, finished with 7.0 against The Citadel

2021 (R-Freshman)

- Competed in seven games
- Made one stop against Kent State

2021/Spring 2021 (Freshman)

- Redshirt season
- One solo tackle vs. Furman and one solo against Mercer



2024 Signees

Anthony Allen – Defensive Back

Richmond, Va. / Richmond Comm./Armstrong

A late bloomer, Allen began his playing career in the ninth grade, earning all-metro honors this past year.

Despite projecting to be a member of the VMI secondary, Allen totaled 3,207 yards and 38 touchdowns at the quarterback position this past season.

A member of the track and field team – which he began competing as a sophomore - Allen qualified for regionals after posting a school-record time of 35.4 in the 300-meter dash.

Leo Boehling – Running Back

Richmond, Va. / Benedictine

A shifty running back at 5-foot-11, Boehling helped lead Benedictine to the VISAA Division I State

Championship this past fall, throwing a touchdown pass and rushing for 94 yards in the 31-14 victory.

Boehling was a force all year, earning VISAA First Team All-State honors. Boehling, who also saw time at linebacker, is a member of the Benedictine Varsity Lacrosse team.

Joseph “JoJo” Crump – Quarterback

Oak Hill, Tenn. / Father Ryan

Standing at 6-foot-1, 194 pounds, Crump earned DII-AAA West All-Region honors competing for Father Ryan High School. A dual-threat, Crump’s 40-yard time clocks in at 4.5 and also competed for the varsity lacrosse team.

Ayanle Farah – Offensive Line

Sterling, Va. / Potomac Falls

Bringing some size to the Keydets line will be Farah, who checks in at 6-foot-4, 270 pounds. At Potomac Falls, Farah played both offensive and defensive tackle.

Noah Grevious – Wide Receiver

Charlottesville, Va. / Albemarle

A familiar name to the VMI Football program,

Grevious joins his brother Isaiah, who will be entering his second year on post. Noah played a variety of positions for Albemarle High School including wide receiver, running back and cornerback. A 6-0, 190-pound athlete, Noah also plays on the Albemarle Basketball team.

Brady Hammonds – Quarterback

Gatlinburg, Tenn. / Gatlinburg-Pittman

A three-sport athlete (basketball, baseball),

Hammonds will add depth to the quarterback room.

Checking in at 6-foot-2, Hammonds threw for over 2,300 yards and had 35 touchdowns in the air with just six interceptions.

Anthony Harris – WR/DB

Amelia Court House, Va. / Amelia

Harris should bring some size to the Keydet receiving corps, as he stands 6-foot-2 and saw action at both receiver and corner for Amelia. Also a member of the Amelia basketball squad, Harris was named First Team All-District at receiver and second team all-region.

Uriah Harris – Defensive Line

Richmond, Va. / Hermitage

Another product of the Richmond area, Harris played defensive line for Hermitage High School, racking up 55.0 tackles, 14.0 sacks and 22.0 tackles for loss in 2023. Standing a 6-foot-3, 230 pounds, Harris is also a two-time All-State thrower in the shot put.

Ethen Horne – Wide Receiver

Stafford, Va. / Colonial Forge

Competing for Colonial Forge, Horne was named All-Region Second Team All-Purpose as he showcased his versatility and athleticism. In the first round of the playoffs, Horne rushed for 87 yards and a score while receiving for 106 yards and two touchdowns.

Kam Johnson – Running Back

Roanoke, Va. / North Cross

A 6-foot, 200 pound running back, Johnson scampered for 1,223 yards last season, helping lead North Cross to their second consecutive VISAA Division II state championship. No stranger to the end zone, Johnson recorded 13 rushing touchdowns in his senior season.

Aiden Jones – Offensive Line

Chester, Va. / Thomas Dale

Jones is another player familiar with the trenches, earning Second Team All-State and First Team All-Region honors after his senior season at Thomas Dale. A 6-foot-4, 275-pound lineman, Jones was a force on defense this past year, totaling 72.0 tackles with 3.0 tackles for loss. Jones also plays center for Thomas Dale Basketball.

DJ Jones – Linebacker

Charlotte, N.C. / Mallard Creek

Jones figures to be a factor up the middle, as he was featured at both middle linebacker and running back at Mallard Creek High School in Charlotte. Clocking in with a 4.51 40-time, Jones was named All-Conference despite missing four games due to an ankle injury.

Gavin Kamody – Defensive Back

Pittsburgh, Pa. / North Catholic

Projecting as a safety, Kamody played both free safety and wide receiver for North Catholic High School, earning First Team All-Conference honors. At 6-foot-1, 185 pounds Kamody has a 4.15 time in the shuttle and runs a sub-4.5 40, registering two receiving touchdowns this past season.

Thomas Leible – Offensive Line

Bensalem, Pa. / Bensalem

Standing at 6-foot-6, Leible saw time at both offensive tackle and guard while competing for Bensalem High School, serving as a captain this past year and earning two-time 6A All-League honors in the process. Leible is also a member of the Bensalem Track & Field program.

Asa Locks – Defensive Back

Lusby, Md. / Fork Union

Locks started his high school career at Patuxent (691 yards, seven touchdowns as a senior) where he was a member of both the football and baseball teams (outfield). This past season, Locks spent his postgraduate year at Fork Union Military Academy, helping the team go 5-4 against college competition.

Malik McNeely – Wide Receiver

Huntington, Va. / Huntington

McNeely figures to be a big target for VMI quarterbacks, standing at 6-foot-4, 185 pounds. Sporting a 4.0 GPA, McNeely earned First Team All-MSAC honors for Huntington High School where he also plays on the varsity basketball squad.

2024 Signees

Omar McPherson – Wide Receiver **Amherst, Va. / Amherst County**

McPherson was both an impact player at wideout and defensive back for Amherst County where he also played basketball as a forward. In his senior year, McPherson had 45.0 tackles, two interceptions and five passes defended, while hauling in 24 catches for 318 yards and two scores.

Richard Mulhern – Offensive Line **Centreville, Va. / Mt. Zion Prep**

Like his counterparts, Mulhern brings some size to the VMI offensive line at 6-foot-4, 285 pounds. Mulhern began his high school career at Unity Reed High School where he saw time on the defensive end before flipping to the offence and spent 2023 at Mt. Zion Preparatory Academy in Maryland.

Robert “Bobby” Powell –Defensive Back **Morgantown, W. Va. / Morgantown**

Playing both defensive back and running back at Morgantown, Powell was named AAA First Team All-State after collecting 35.0 tackles and an interception, amassing 694 yards and two touchdowns on offense.

Aslin Shipe – Running Back **Ashburn, Va. / Broad Run**

A strong runner, Shipe clocks a 4.38 time in the 40 and a 4.32 shuttle and was named All-Region after totaling 1,411 yards (8.7 ypc) and nine touchdowns on the ground in 2023. During his time at Broad Run, Shipe has also been a member of the track & field program, running the 100 and 200 and throwing discus.

Owen Sweeney – Wide Receiver **Roanoke, Va. / Cave Spring**

While seeing some time on defense (16.0 tackles, 6.0 TFLs), Sweeney was a top target for Cave Spring quarterbacks, finding the back of the end zone four times with an average of 23.6 yards per catch. Possessing good size at 6-foot-3, Sweeney has also played varsity baseball and basketball throughout his high school career and even has punting in his repertoire, with five punts for 183 yards. Sweeney was First Team All-Region as a wide receiver and punter, and honorable mention on defense.

Camron Watkins – Linebacker **Wingate, Pa. / Bald Eagle Area**

Watkins figures to be another versatile player for the Keydets as he was a dominant two-way player for Bald Eagle. On defense, Watkins had 61.0 tackles and 24.0 tackles for loss, totaling 859 yards and eight touchdowns receiving. Watkins, who stands at 6-foot-2, also plays for the Bald Eagle Varsity basketball team.

Britin Witt – Offensive Line **Forest, Va. / Jefferson Forest**

A native of Forest, Virginia, Witt helped anchor both the offense and defensive lines for Jefferson Forest, serving as the center and a defensive tackle. The 6-foot-2, 285-pound lineman helped lead his school to a 10-2 record this fall.



2023 Game Recaps - VMI vs. Davidson - Sept. 2, 2023

Late touchdown lifts VMI to victory over Davidson in Rocco's debut



LEXINGTON, Va. – Trailing 7-6 with one minute to play, Collin Ironside found VJ Johnson for a 25-yard touchdown as the VMI Keydets topped Davidson 12-7 in Foster Stadium on Saturday afternoon.

Ironside and VMI would get the ball back with 4:19 remaining, hitting Aidan Twombly on third and long to keep the drive alive, ultimately leading to the score from Johnson. Minutes later, Alex Oliver intercepted Luke Durkin to seal the game for VMI.

The victory gives VMI a 1-0 start on the season, and marks the first win at VMI for head coach Danny Rocco.

Key Stats

- VJ Johnson catches 25-yard game winner
- VMI defense limits Davidson to just 184 yards, Oliver's interception seals win
- Ironside, offense total 410 yards and two touchdowns (Swinehart, Johnson)
- Chance Knox leads VMI receivers with five catches, 64 yards; eclipses 1,000 receiving yards for career
- Grant Swinehart has a touchdown and 22 yards rushing
- Eric Rankin leads Keydets with 14.0 tackles, Evan Eller totals 11.0
- Rashad Raymond rushes for 62 yards, Keydets total 171 on the ground

A Closer look

The Keydets defense opened the game with a three and out, but turnovers would keep the game scoreless well into the second quarter. With four minutes to play in the second, VMI forced another three and out, and the offense capitalized as a Swinehart 14-yard rush game VMI a 6-0 lead after 30 minutes of play.

The Wildcats stole the momentum in the third, getting the ball just a couple of minutes into the quarter and matriculated their way down the field, scoring with 3:32 remaining in the period.

In the fourth, Ironside found Aidan Twombly for a 3rd-and-17 conversion to keep the drive alive, but VMI would miss a field goal attempt and give the ball back to Davidson.

The teams traded possessions with VMI taking over at the 4:19 mark on its own 15. Much like the last possession, the Keydets faced a 3rd-and-long - once again with Twombly converting - this time hauling in a 28-yard reception. Two plays later, Johnson would take in the go-ahead score. The VMI defense would hold strong, forcing Davidson to burn its last time-out with eight seconds to play, ultimately closing the game out with a pick from Oliver.

Davidson (0-1, 0-0) 7
VMI (1-0, 0-0) 12

Foster Stadium • Lexington, Va.
 Sept. 2, 2023 • Attendance: 5,622

Davidson	0	0	7	0	-	7
VMI	0	6	0	6	-	12

FIRST QUARTER

SECOND QUARTER

VMI - Swinehart 14 run (Beck XP missed) - 1:11

THIRD QUARTER

DAV - C.Berry 24 pass from L.Durkin (Zouagui kick) - 3:32

FOURTH QUARTER

VMI - VJ Johnson 25 pass from C.Ironside (2-pt. failed) - 0:51

	DAV	VMI
First Downs	8	22
Rushes-Yards	39-101	46-173
Passing Yards	83	239
Passes (C-A-I)	6-12-1	17-27-1
Total Offense	184	412
Fumbles-Lost	2-0	2-1
Punts-Avg.	9-44.2	5-41.4
Time of Possession	25:47	32:12

PASSING: VMI- Ironside 17-27-1, 239 yds.
DAV – Durkin 6-12-1, 83 yds.,

RUSHING: VMI - Raymond 12-62, Rice 14-40, Knox 4-33, Swinehart 5-24, Ironside 10-15. **DAV** – Adams 12-35, Sheron 8-25, Valor 8-24, McCurdy 4-12, Maione 2-3, Durkin 4-2, Cleland 1-0.

RECEIVING: VMI – Twombly 3-83, Knox 5-64, Raymond 5-33, VJ Johnson 1-25, Lemmond 2-19, DaSilva 1-15. **DAV**– Reina 1-34, Berry 1-24, Maione 2-19, Freeman 1-5, Valor 1-1.

2023 Game Recaps - VMI at Bucknell - Sept. 9, 2023

Keydets battle Bucknell to the end, fall 21-13

LEWISBURG, Pa. – Trailing 7-0 for the majority of the game, the VMI Football team (1-1) scored two touchdowns in the fourth quarter, but could not complete the comeback as host Bucknell answered with two scores to secure a 21-13 win over the Keydets Saturday afternoon at Christy-Mathewson Memorial Stadium in Lewisburg, Pennsylvania.



Bucknell (1-1) scored a touchdown at the 1:30 mark of the first quarter to go ahead, 7-0, but neither team could find the endzone again until the final period. In the third quarter, VMI senior receiver Chance Knox returned a punt to the house that would have tied the game, but a holding penalty on VMI negated the play.

“Well it was a very disappointing outcome,” said VMI Football Head Coach Danny Rocco. “We certainly didn’t come up here thinking that we wouldn’t find a way to win, but Bucknell played a really good game.”

Key Stats

- Collin Ironside throws for 220 yards, two touchdowns
- Evan Eller, Josh Knapp collect 9.0 tackles apiece
- Christian Dunn totals 8.0 tackles (0.5 TFL), Alex Oliver has 7.0 (0.5 TFL)
- Hunter Rice has 57 yards on the ground; Rashad Raymond has 43 yards, surpassing the 1,000-yard mark for his career
- Chance Knox hauls in six catches for 88 yards, totals 46 yards on punt returns
- VJ Johnson scores touchdown for second consecutive game (4 catches, 32 yards)

A Closer Look

With just over 10 minutes left in the game, VMI employed some trickery on a flea flicker as quarterback Collin Ironside found tight end Aidan Twombly for a 27-yard touchdown pass. Kicker Caden Beck converted the extra point to knot the score at 7-7 all.

Bucknell responded with a four-minute touchdown drive of their own to go back ahead, 14-7, with 6:22 on the clock. VMI’s ensuing possession stalled deep in its own territory and Bucknell blocked VMI punter Jack Culbreath’s kick, the ball rolling out of bounds at the VMI nine-yard line to set up first-and-goal for the Bison. Running back Rushawn Baker punched it in from a yard out to extend the Bucknell lead to 21-7 with 3:26 to play.

VMI’s Ivan Thorpe returned the Bucknell kickoff to the Bison 39-yard yard for a 50-yard return to set up a short field in VMI’s comeback bid. The Keydets took advantage of the opportunity as Ironside found receiver VJ Johnson across the middle for an 18-yard touchdown. VMI failed the two-point conversion with 1:31 left in regulation.

The Keydets attempted an onside kick, but Bucknell secured the ball and managed to run out the clock for its first win of the year.

VMI (1-1, 0-0) 13
Bucknell (1-1, 0-0) 21

Christy-Mathewson Stadium • Lewisburg, Pa.
 Sept. 9, 2023 • Attendance: 1,465

VMI	0	0	0	13	-	13
Bucknell	7	0	0	14	-	21

FIRST QUARTER

BUCK - D. Harris 18 pass from Rucker
 (Schearer kick) - 1:30

SECOND QUARTER

THIRD QUARTER

FOURTH QUARTER

VMI - A.Twombly 27 pass from C.Ironside
 (Beck kick) - 10:08

BUCK - Kreinbacher 7 pass from Rucker
 (Schearer kick) - 7:22

BUCK - Baker 1 run (Schearer kick) - 3:26

VMI - VJ Johnson 18 pass from C.Ironside
 (2-pt. failed) - 1:31

	VMI	BUCK
First Downs	20	21
Rushes-Yards	40-75	46-173
Passing Yards	220	224
Passes (C-A-I)	20-30-0	19-30-0
Total Offense	295	397
Fumbles-Lost	1-0	1-1
Punts-Avg.	8-41.1	8-40.4
Time of Possession	30:09	29:51

PASSING: VMI- Ironside 20-30-0, 220 yds.
 BUCK – Rucker 19-30-0, 224 yds.

RUSHING: VMI - Rice 13-57, Raymond 12-43, Twombly 1-0, Knox 2-(-3), Ironside 12-(-22). **BUCK** – Baker 22-105, Rucker 15-47, Bennett 8-24.

RECEIVING: VMI – Knox 6-88, Twombly 4-66, VJ Johnson 4-32, Thorpe 3-28, Lemmond 1-5, Raymond 2-1. **BUCK**– Harris 8-101, Bennett 4-54, Weatherly 1-22, Kreinbacher 2-17, Ayungo 2-16, Baker 1-11, Gary 1-3.

2023 Game Recaps - VMI at NC State - Sept. 16, 2023

VMI falls to NC State on the road

RALEIGH, N.C. – Facing an ACC opponent for a second straight season, the VMI football team fell by a 45-7 score to host North Carolina State Saturday afternoon at Carter-Finley Stadium in Raleigh, North Carolina.



Collin Shannon got his first start of the season and third of his career, playing admirably by throwing for 176 (14-24) yards and one touchdown (Egypt Nelson, 22-yard catch).

“I give North Carolina State a lot of credit. They are a good football team, and they didn’t play down today, said VMI Football Coach Danny Rocco. “I spoke all week about starting fast and striking early, but they did not allow that to happen. It’s a talented team, it’s a good team and they came with the right mindset today that they were going to set the tempo of the game, and they put us in a place early that we were having to play catch up.”

Key Stats

- Eight Keydets record a catch led by Egypt Nelson’s 107 yards and a touchdown (first career TD)
- Jack Culbreath punts seven times for 323 yards (46.1 avg.), three kicks pinned inside the 20
- 24 Keydets record a tackle led by Evan Eller (11.0), Josh Knapp (9.0)
- Chandler Wilson sees first action of year after Shannon goes down with injury
- N.C. State’s Kendrick Raphael leads team with 85 yards on 16 carries, Pack receiver Kevin Concepcion tallies 62 receiving yards on seven catches
- Wolfpack defense totals three sacks, limits VMI to 15 yards on the ground
- VMI commits just three penalties for 30 yards, but finishes 1-10 on third down attempts
- Keydets possess the ball for 20:57 and 45 total plays

A Closer Look

The Keydets went three and out to start, with State marching down and jumping in front 7-0. The Wolfpack would capitalize on a tipped ball and take a 14-0 lead. On the ensuing VMI possession, Aidan Twombly picked up a third-down conversion and nearly was off to the races two plays later, but Payton Wilson broke up the play fake.

Midway through the second, Shannon found Nelson for a 44-yard reception to move the ball into N.C. State territory, but the Wolfpack settled in and got the ball back, two scores and a field goal before half.

Shannon and rookie Nelson got things going in the third, as Nelson hauled in a 41-yard reception, drawing a pass interference and scoring his first career touchdown to get Keydets on the board in the third.

N.C. State was quick to strike back, taking the ensuing kickoff 82 yards for a touchdown, adding one more score midway through the fourth to close out the contest 45-7.

VMI (1-2, 0-0) 7
NC State (2-1, 0-1) 45

Carter-Finley Stadium • Raleigh, N.C.
Sept. 16, 2023 • Attendance: 56,919

VMI	0	0	7	0	-	7
NC State	21	10	7	7	-	45

FIRST QUARTER

- NCST - Mimms 1-yd. run (Narveson kick) - 8:27
- NCST - Kennedy 30-yd. interception return (Narveson kick) - 7:07
- NCST - Rozner 16 pass from Armstrong (Narveson kick) - 2:51

SECOND QUARTER

- NCST - Narveson 31 FG
- NCST - Mimms 1-yd. run (Narveson kick) - 0:25

THIRD QUARTER

- VMI - E.Nelson 22 pass from Shannon (Beck kick) - 2:36
- NCST - J.Gray 82 kick return (Narveson kick) - 2:25

FOURTH QUARTER

- NCST - Jones 2-yd. run (Vinesett kick) - 7:45

	VMI	NCST
First Downs	10	26
Rushes-Yards	21-15	45-234
Passing Yards	176	264
Passes (C-A-I)	14-24-1	27-32-0
Total Offense	191	498
Fumbles-Lost	0-0	0-0
Punts-Avg.	7-46.1	2-41.0
Time of Possession	20:57	39:03

PASSING: **VMI-** Shannon 14-24-1, 176 yds. **NCST** – Armstrong 27-32-0, 264 yds.

RUSHING: **VMI** - Raymond 6-29, Swinehart 5-9, Thorpe 1-0, Rice 5-(-3), Wilson 1-(-8), Shannon 3-(-12). **NCST** – Raphael 16-85, Allen 6-47, Armstrong 6-39, Mimms 7-35, Houston 5-13, Pennix 1-7, Gray 1-7, Rhodes 1-3, Jones 2-(-2).

RECEIVING: **VMI** – Nelson 3-107, Lemmond 2-20, Twombly 2-15, Thorpe 2-12, Knox 2-11, DaSilva 18, VJ Johnson 1-3, Rice 1-0. **NCST** – Gray 2-80, Concepcion 7-62, Rooks 3-43, Rozner 2-23, Collins 2-22, Pennix 4-17, Allen 3-14, Lesane 2-8, Houston 1-(-2), Coit 1-(-3).

2023 Game Recaps - VMI vs. Wofford - Sept. 23, 2023

VMI holds off Wofford to open conference play

LEXINGTON, Va. – The VMI Football team played host to Southern Conference foe Wofford on Saturday, grinding out a 17-14 victory in rainy conditions at Foster Stadium.



“I think it’s really big for this program, our team, this season,” Head Coach Danny Rocco said of the win. “We needed to break through, we did...it’s hard to win in this league, that’s the one thing I’m most excited about, getting a conference win. Being at the FCS level the last 17 seasons, this is pretty cool.”

Hunter Rice was the story of the game offensively, totaling 90 yards on the ground, rushing and passing for a touchdown along the way. As a team, VMI – who moves to an even 2-2 on the season (1-0 SoCon) – committed just one penalty all afternoon.

Key Stats

- Rice rushes, throws for touchdown to go with 90 total yards on the ground
- VMI defense forces and recovers two fumbles, totals 64 tackles
- Aidan Twombly hauls in second TD reception of the season
- Chance Knox has 5 catches, 42 yards
- Evan Eller leads defense with 11.0 tackles and a forced fumble
- Josh Knapp (5.0 tackles) and Jabari Haslem (4.0 tackles) each force a fumble
- Jack Culbreath punts nine times, pins the ball inside the 20 six times (47.9 average)
- Caden Beck goes 2-of-2 on PATs, hits a 25-yard field goal
- Wofford outgains VMI 343-216, Keydets rush the ball 51 times
- VMI commits just one penalty all game (5 yards)

A Closer look

A big kick return from Wofford set up a touchdown run from Ryan Ingram as the Terriers jumped in front 7-0 in the first. On the ensuing VMI possession, Ironside scrambled for a big gainer, Ironside hit Knox for a 24-yard reception and Rice punched in a seven-yard score.

The Keydets would get the ball on their own 47 with two minutes left in the half, marching down to the five before an interception was negated by a hands-to-the-face call, setting up a Rice jump-pass to Twombly to make the score 14-7 after 30 minutes.

Near the midway point of the third, Jabari Haslem forced another fumble, as Josh Knapp recovered on the Wofford nine, leading to a Caden Beck field goal (17-7). With just over seven to play, Ryan Ingram ripped off an 83-yard score to make the deficit just three. As Wofford threatened, the VMI defense forced a field goal attempt, leading to a bad snap in the wet conditions as the Terriers came up empty.

With 2:20 remaining, Wofford advanced the ball for the VMI 33 yard line, but the pressure from the Keydets forced an intentional grounding that resulted in a 10-second runoff and a VMI victory.

Wofford (0-4, 0-1)	14
VMI (2-2, 1-0)	17

Foster Stadium • Lexington, Va.
Sept. 23, 2023 • Attendance: 3,787

Wofford	7	0	0	7	-	14
VMI	7	7	3	0	-	17

FIRST QUARTER

WOF - Ingram 4-yd. run (Jones kick) - 5:40
VMI - Rice 7 run (Beck kick) - 1:06

SECOND QUARTER

VMI - Twombly 3 pass from Rice (Beck kick)
- 0:11

THIRD QUARTER

VMI - Beck 25 FG - 4:09

FOURTH QUARTER

WOF - Ingram 83 run (Jones kick) - 7:16

	WOF	VMI
First Downs	11	12
Rushes-Yards	34-163	51-154
Passing Yards	180	62
Passes (C-A-I)	16-22-0	9-12-2
Total Offense	343	216
Fumbles-Lost	3-2	3-0
Punts-Avg.	8-38.8	9-47.9
Time of Possession	27:38	32:22

PASSING: **VMI**- Ironside 8-10, 59 yds., H.Rice 1-1, 3 yds. Lemmond 0-1. **WOF** – Seeley 16-22, 180 yds.

RUSHING: **VMI** - Rice 27-90, Raymond 16-55, Ironside 8-9. **WOF** – Ingram 18-136, Legette 7-27, Parsons 3-9, Seeley 4-3, Pinnix 1-(-5).

RECEIVING: **VMI** – Knox 5-42, VJ Johnson 1-9, Twombly 2-6, Rice 1-5. **WOF** – Pinnix 4-86, Davis 2-23, Mathews 1-17, Droze 2-13, Shaw 2-11, Watkins 1-9, Djete 1-8, Legette 1-8, Parsons 2-5.

2023 Game Recaps - VMI at Mercer - Sept. 30, 2023

Keydets fall to Mercer in SoCon road opener

MACON, Ga. – Coming off a big conference win over Wofford at home last week, the VMI football team took to the road to face SoCon foe Mercer but came up on the short end, 38-3, Saturday evening at Five Star Stadium in Macon, Georgia.



VMI (2-3, 1-1) got behind early and struggled to maintain pace with the host Bears (3-2, 1-1) as Mercer finished with 401 yards of total offense spurred by 298 yards on the ground. Keydet quarterback Collin Ironside finished with 176 yards through the air but was sacked three times and picked off once while the Bear defense held VMI to 42 net rushing yards.

Key Stats

- With his 40-yard reception in the second quarter, receiver Chance Knox now has over 2,000 career all-purpose yards
- Kicker Caden Beck kicks a career-high 46-yard field goal in the third quarter
- Receiver VJ Johnson ties a career-high four grabs on the day
- On the defensive side, senior Evan Eller finishes with 12.0 tackles and Josh Knapp is right behind with 11.0

A Closer look

Mercer got on the board quickly on the first play from scrimmage when Al Wooten II rushed around the corner for a 76-yard touchdown run for a quick 7-0 lead for the Bears.

In the second quarter, Mercer registered two scores, the first coming off a Tyrell Coard eight-yard rush at the 5:21 mark just before Devron Harper had a 33-yard touchdown reception from Carter Peevy to put the Bears up, 21-0, going into the break.

Early in the second half, Harper scored again for Mercer when he hauled a 73-yard punt return at the 13:18 mark of the third quarter for a 28-0 Bears advantage.

VMI kicker Caden Beck put VMI on the board moments later (11:03, 3rd Qtr.) with a career high 46-yard field goal conversion to avoid a shutout. The drive was fueled by kick returner Ivan Thorpe's 45-yard return to the VMI 48 followed by a 33-yard reception from Ironside to Isaiah Lemmond to the Mercer 19.

The Bears would add one more touchdown midway through the third quarter and a short field goal early in the fourth for the game's final score.

VMI (2-3, 1-1) 3
Mercer (3-2, 1-1) 38

Five Star Stadium • Macon, Ga.
 Sept. 30, 2023 • Attendance: 10,769

VMI	0	0	3	0	-	3
Mercer	7	14	14	3	-	38

FIRST QUARTER

MER - Wooten 76 run (Griffith kick) - 14:41

SECOND QUARTER

MER - Coard 8 run (Griffith kick) - 5:21
 MER - Harper 33 pass from Peevy (Griffith kick) - 2:38

THIRD QUARTER

MER - Harper 73 punt return (Griffith kick) - 13:18
 VMI - Beck 46 FG - 11:03
 MER - Wooten 19 run (Griffith kick) - 6:12

FOURTH QUARTER

MER - Griffith 23 FG - 10:11

	VMI	MER
First Downs	10	19
Rushes-Yards	23-42	48-299
Passing Yards	172	112
Passes (C-A-I)	19-33-1	12-18-0
Total Offense	214	411
Fumbles-Lost	2-2	0-0
Punts-Avg.	7-47.3	5-39.4
Time of Possession	26:17	33:43

PASSING: VMI- Ironside 19-33-1, 172 yds.
 MER – Peevy 12-18-0, 112 yds.

RUSHING: VMI - Raymond 6-22, Rice 4-13, Swinehart 1-3, Ironside 11-3, Twombly 1-1. MER – Wooten 12-164, Coard 9-38, Peevy 7-37, Bell 6-37, White 8-25, McGowan 2-2.

RECEIVING: VMI – Knox 5-54, VJ Johnson 5-43, Lemmond 3-41, Twombly 3-22, Thorpe 1-17, Raymond 1-(-1), Rice 1-(-4)). MER – Harper 6-69, Wooten 2-19, Solomon 1-8, Risper 1-7, May 1-7, James 1-2.

2023 Game Recaps - VMI at The Citadel - Oct. 14, 2023

VMI tops The Citadel 17-13 in Military Classic of the South

CHARLESTON, S.C. – The VMI Football team visited Charleston for the annual “Military Classic of the South” on Saturday afternoon, holding on for a 17-13 victory and reclaiming the Silver Shako.



The win not only moves the Keydets to 3-3 and 2-1 in the Southern Conference, but also snaps a two-game losing streak in the series to reclaim the Shako.

“It means an awful lot, this was a great atmosphere, and it was obvious how important it was to a lot of people,” said head coach Danny Rocco on the Silver Shako win. “Our alumni, our cadets, our comms staff, Major General Wins, our athletic department and obviously my staff and our football team.”

Key Stats

- Hunter Rice rushes for 111 yards and two touchdowns, marking his third career multi-touchdown game and second this season
- Chance Knox has season-high 98 yards on nine receptions, the most receiving yards since logging 114 last season against The Citadel
- Tahj Summey registers second interception of career
- Josh Knapp leads the way with 9.0 tackles; Eller registers 8.0
- Jack Culbreath punts three times, including a 49-yarder and twice pins the Bulldogs inside their own 20
- Caden Beck earns a new career-high with his 50-yd. field goal in second quarter

A Closer look

The Keydets held the ball for nearly seven minutes to open the game, picking up fourth down and third down conversions before Hunter Rice bowled into the endzone for his second touchdown of the season.

The Citadel would clang their first field goal attempt off the upright (no good), but hit their second to get on the board. After the Bulldogs attempted an onside kick, Caden Beck hit a 50-yarder to make it 10-3 with 11:34 remaining in the half. The Citadel would tie the game up and were driving for the go ahead score, but Evan Eller’s hit led to a Tahj Summey interception.

The teams traded possessions to start the third, with The Citadel taking its first lead (13-10) at the 4:57 mark in the third quarter.

VMI ultimately earned the win in the fourth quarter by going on a 12-play, 86-yard drive in the middle of the period that took up 6:13 of valuable possession time. The winning drive was capped by a 19-yard touchdown scamper by Rice around the corner with just 4:42 to play as the junior extended his arms out to hit the pylon and cross the plane of the endzone for the winning score.

VMI (3-3, 2-1) 17
The Citadel (0-7, 0-4) 13

Johnson Hagood Stadium • Charleston, S.C.
Oct. 14, 2023 • Attendance: 11,349

VMI	7	3	0	7	-	17
The Citadel	0	10	3	0	-	13

FIRST QUARTER

VMI - Rice 1 run (Beck kick) - 8:12

SECOND QUARTER

CIT - Kintner 38 FG - 13:24

VMI - Beck 50 FG - 11:29

CIT - Underwood 3 run (Kintner kick) - 4:38

THIRD QUARTER

CIT - Kintner 38 FG - 4:57

FOURTH QUARTER

VMI - Rice 19 run (Beck kick) - 4:42

	VMI	CIT
First Downs	17	19
Rushes-Yards	35-147	38-140
Passing Yards	166	142
Passes (C-A-I)	19-28-0	12-27-1
Total Offense	313	282
Fumbles-Lost	0-0	0-0
Punts-Avg.	3-36.3	3-44.7
Time of Possession	28:58	31:02

PASSING: VMI- Ironside 19-28-0, 166 yds.
CIT – Underwood 11-25-1, 118 yds., Wallace 1-1-0, 24 yds.

RUSHING: VMI - Rice 18-111, Raymond 11-32, Ironside 5-2, Knox 1-2. CIT – Underwood 14-57, Elmore 5-42, Wallace 13-26, Crawford 6-15.

RECEIVING: VMI – Knox 9-98, Lemmond 6-40, Twombly 2-25, Thorpe 1-3. CIT – Jones 2-37, McSweeney 3-32, Wallace 2-25, Trotter 1-23, Pesnell 2-18, Graves-Billips 2-7.

2023 Game Recaps - VMI vs. Samford - Oct. 21, 2023

VMI Football falls to Samford, 27-14

LEXINGTON, Va. – After a month away, the VMI Football team returned home on Saturday as it hosted Samford, falling to the Bulldogs by a score of 27-14.

“Wholistically, really good quarterback, really good system and they were getting into good plays,” said VMI Head Coach Danny Rocco of Samford. “They had a really good game plan to do what they wanted to do, our game plan was not as efficient as it needed to be. In the second half we made some adjustments to give ourselves a chance to win the game.”



Key Stats

- Samford (preseason No. 2 in SoCon) totals 438 yards to VMI's 336, led by Jay Stanton's ground with time of possession nearly even
- Hunter Rice rushes for career-high 119 yards and a score, now has four touchdowns in last four games
- Aidan Twombly records third touchdown of the season, totals 73 yards on six catches
- Collin Ironside throws for 182 yards and a touchdown, sacked four times
- Christian Dunn and Eric Rankin each record 12.0 tackles, Rankin adds a sack (1.5 TFL)
- Jack Culbreath punts seven times, averages 48.1 yards per kick including career-high 76-yard boot
- Isaiah Lemmond totals 72 yards on five catches
- Evan Eller, Alex Oliver each record 9.0 tackles

HOW IT HAPPENED

First Quarter

- Samford forces a VMI three and out to start the game, drives down the field but Keydets hold Bulldogs to a field goal (3-0)
- Jay Stanton scores on a 32-yard run to put Samford up 10-0

Second Quarter

- Keydets answer on ensuing possession with a Hunter Rice 47-yard touchdown run (10-7)
- Stanton and the Samford offense strike again, as a 36-yard run makes it 17-7 Bulldogs
- Ironside found Aidan Twombly for a 25-yard gain, setting up an Ironside to Twombly 30-yard score two plays later (17-14)
- VMI Defense holds strong, but a Samford fake punt ultimately leads to a third score on the ground, tack on field goal just before half (27-14)

Third Quarter

- Teams traded possessions early, VMI offense converts fourth-down opportunities but ultimately has field goal blocked

Fourth Quarter

- The Keydet defense continued to hold strong, and the VMI offense stayed aggressive, turning the ball over on downs at the 6:07 mark as they attempted to cut into the 13-point deficit
- VMI had some life late, blocking a field goal at the 2:28 mark to keep the game alive
- Ironside and the offense marched all the way down to the five, but couldn't convert on fourth, ending the game 27-14

Samford (4-4, 3-3) 27
VMI (3-4, 2-2) 14

Foster Stadium • Lexington, Va.
 Oct. 21, 2023 • Attendance: 4,245

Samford	10	17	0	0	-	27
VMI	0	14	0	0	-	14

FIRST QUARTER

SAM - Beaverstock 26 FG - 8:08
 SAM - Stanton 32 run (Beaverstock kick) - 2:18

SECOND QUARTER

VMI - Rice 47 run (Beck kick) - 14:51
 SAM - Stanton 36 run (Beaverstock kick) - 13:46
 VMI - Twombly 30 pass from Ironside (Beck kick) - 11:15
 SAM - Witherspoon 3 run (Beaverstock kick) - 6:38
 SAM - Beaverstock 33 FG - 1:02

THIRD QUARTER

FOURTH QUARTER

	SAM	VMI
First Downs	20	17
Rushes-Yards	37-213	34-154
Passing Yards	229	182
Passes (C-A-I)	34-45-0	19-34-0
Total Offense	442	336
Fumbles-Lost	0-0	1-1
Punts-Avg.	6-41.5	7-48.1
Time of Possession	29:44	30:16

PASSING: VMI- Ironside 19-33-0, 182 yds., Lemmond 0-1. **SAM** – Hiers 34-45-0, 229 yds.

RUSHING: VMI - Rice 13-119, Raymond 6-21, Knox 3-15, Swinehart 2-3, Lemmond 1-1, Ironside 9-(-5). **SAM** – Stanton 21-146, Witherspoon 11-42, Mera 1-35, Hiers 3-(-7).

RECEIVING: VMI – Twombly 6-73, Lemmond 5-72, Knox 3-12, Nelson 2-12, Raymond 2-4, DaSilva 1-9. **SAM** – Smith 9-63, Jenkins 6-22, Rias 5-77, Starkey 5-14, Ismail 2-21, Cousin 2-15, King 1-14, D'Armond 1-6, Goold 1-0, Stanton 1-(-1), Vice 1-(-2).

2023 Game Recaps - VMI vs. Chattanooga - Oct. 28, 2023

VMI Football comes up short against nationally ranked Chattanooga



LEXINGTON, Va. – Falling into an early 14-0 hole, the VMI Football team battled back and controlled much of Saturday’s game against nationally-ranked Chattanooga (No. 17/15), taking the Mocs all the way down-to-the wire but falling just shy 24-23.

Key Stats

- VMI holds Chattanooga to its lowest time of possession of the season (23:38, 5th nationally entering Saturday), holding the ball for over 36 minutes
- Keydets go 10-of-18 on third-down conversions (Chattanooga ranks 13th nationally in that category)
- Hunter Rice posts career-high 208 rushing yards and three TDs, eclipsing the 100-yards mark for the third consecutive game including a career-long 67-yard touchdown run
- Rice’s three touchdowns marks his fourth career game with two or more scores, is the third time this season he has scored two touchdowns (11th player to accomplish that feat), and second three-score game of career (Mercer, 2021)
- Ivan Thorpe has a team-high 7 catches and 66 yards, with Egypt Nelson (56 yards) and Aidan Twombly (38 yards) each recording four catches
- Eric Rankin leads the VMI defense with 8.0 tackles, 1.0 sacks
- Alex Oliver, Evan Eller, Josh Knapp each collect 6.0 tackles

How It Happened

First Half

- Keydets move the ball but miss a field goal on the first possession, Chattanooga scores two rushing touchdowns to take a 14-0 lead
- Rice takes a 67-yard rush (career-long) to the house for his fifth touchdown in his last five games, cutting the deficit in half after one quarter (7-14)
- Collin Ironside hits Egypt Nelson for a 22-yard gainer, setting up a Rice 4-yard touchdown run (14-14, 7:21 in the 2nd)
- Chattanooga adds a third touchdown on a broken play, but a Dorien Starnes forced fumble allows Caden Beck to connect on a field goal as time expired in the first half (17-21 end of 2nd)

Second Half

- After both teams started slow offensively, the Mocs would get on the board with a field goal at the 2:27 mark in the third (17-24 end of 3rd)
- A red zone interception stalled a VMI drive in the fourth, as Collin Shannon entered the game and helped lead an 8-play, 54-yard drive that ended in Rice’s third touchdown of the day (7-yard run from the wildcat, 23-24 with 3:34 to play)
- VMI would miss the ensuing PAT, allowing Chattanooga to pick up a pair of first downs and close out the game

Chattanooga (7-2, 6-1) 24
VMI (3-5, 2-3) 23

Foster Stadium • Lexington, Va.
 Oct. 28, 2023 • Attendance: 5,318

Chattanooga	14	7	3	0	-	24
VMI	7	10	0	6	-	23

FIRST QUARTER

- UTC - Davis 45 run (Crile kick) - 7:31
- UTC - Appleberry 11 run (Crile kick) - 2:15
- VMI - Rice 67 run (Beck kick) - 1:29

SECOND QUARTER

- VMI - Rice 4 run (Beck kick) - 6:51
- UTC - Whatley 18 pass from Artopoulos (Crile kick) - 4:24
- VMI - Beck 28 FG - 0:00

THIRD QUARTER

- UTC - Crile 48 FG - 2:27

FOURTH QUARTER

- VMI - Rice 7 run (Beck kick missed) - 8:09

	UTC	VMI
First Downs	16	26
Rushes-Yards	35-172	39-210
Passing Yards	184	230
Passes (C-A-I)	9-17-0	24-37-2
Total Offense	356	440
Fumbles-Lost	1-1	0-0
Punts-Avg.	4-45.8	4-39.2
Time of Possession	23:38	36:22

PASSING: VMI - Ironside 20-32-2, 184 yds., Shannon 4-5-0, 46 yds. UTC – Artopoulos 9-17-0, 184 yds.

RUSHING: VMI - Rice 25-208, Raymond 7-9, Thorpe 1-4, Shannon 2-(-1), Moore 1-(-3), Ironside 3-(-7). UTC – Appleberry 21-113, Davis 7-65, Artopoulos 5-6.

RECEIVING: VMI – Thorpe 7-66, Nelson 4-56, Twombly 4-38, DaSilva 3-26, Lemmond 3-18, Raymond 1-15, White-Muhammad 1-9, McPhaul 1-2. UTC – Mayes 3-82, Whatley 2-61, Appleberry 3-39, Phillips 1-2.

2023 Game Recaps - VMI at ETSU - Nov. 4, 2023

Fourth-quarter charge leads VMI Football past ETSU



LEXINGTON, Va. – Outscoring the Bucs 17-0 in the fourth quarter and 24-14 in the second half, the VMI Football team pulled out a gritty road win at ETSU on Saturday afternoon.

The Keydets now improve to 4-5 on the season, with an even 3-3 record in the SoCon, while ETSU drops to 2-7, 1-5 in the SoCon. The victory – which is the 4th all-time for VMI in Johnson City - gives VMI a four-win season for just the fourth time in the last 15 years.

Key Stats

- VMI scores season-high 31 points in victory, 330 total yards with 223 coming in the second half with a perfect 4-for-4 on red zone attempts
- ETSU has a total of 424 yards with 286 on the ground led by Trey Foster's 173
- Hunter Rice (47 yards) records 9th touchdown in last 4 games (11 TDs on the year); 5th multi-touchdown performance of career, 4th of the season
- Collin Shannon records 1st 200-yard passing game of his career in 2nd start of season
- Ivan Thorpe registers 1st touchdown of career to go with 47 yards, - Aidan Twombly leads receivers with 71 yards on 4 catches
- Eric Rankin leads defense with 12.0 tackles, while Dorien Starnes has 7.0 tackles, a sack and a fumble recovery
- Alex Oliver forces and recovers fumble to go with 3.0 tackles
- Caden Beck hits 46-yarder, is 4-for-4 on PATs
- Austin White records his 1st interception of the season, 4th of career

How It Happened

First Half

- The two sides trade possessions throughout the first quarter, including an Austin White interception which helps leave the game scoreless through one
- Oliver forces a fumble to start second and Dorien Starnes recovers to set up a 3-yard rushing touchdown for Rice (7-0, 10:08 2nd quarter after 11-play, 47-yard drive)
- ETSU responds with a touchdown (7-7) followed by a Shannon interception which set the Bucs up in plus territory, but the Keydet defense holds ETSU to a field goal as the VMI goes into the break trailing by three (7-10)

Second Half

- The Keydets would fumble on their opening possession, but the defense got the ball back with a goal-line stand. After a three and out, ETSU was able to cash in with a 32-yard touchdown run (7-17, 6:20 3rd quarter)
- Shannon and the offense respond with 8-play, 75-yard drive resulting in Rice's second touchdown of the day (14-17)
- ETSU answers with 64-yard rushing touchdown, taking a 24-14 lead into the 4th
- Keydets force a fumble, Beck hits from 46-yards to tie game with 9:49 to play
- After just four plays, VMI defense forces a punt, as Shannon and the offense take over on the VMI 21 with 7:40 to play, culminating in the go-ahead touchdown from Rice (31-24)
- ETSU marches all the way down to the 7, but four straight incompletions ends the game

VMI (4-5, 3-3) 31
ETSU (3-5, 2-3) 24

Foster Stadium • Johnson City, Tenn.
 Nov. 4 2023 • Attendance: 5,318

VMI	0	7	7	17	-	31
ETSU	0	10	14	3	-	24

FIRST QUARTER

SECOND QUARTER

VMI - Rice 3-yd run (Beck kick) - 10:08
 ETSU - Riddle 1-yd run (Johnson kick) - 4:43
 ETSU - Johnson 26-yd FG - 2:00

THIRD QUARTER

ETSU - Foster 32-yd run (Johnson Kick) - 6:20
 VMI - Rice 1-yd run (Beck kick) - 3:44
 ETSU - Lambert 64-yd run (Johnson Kick) - 1:45

FOURTH QUARTER

VMI - Thorpe 12-yd rec. (Beck kick) - 12:23
VMI - Beck 46-yd FC - 9:49
VMI - Rice 5-yd run (Beck kick) - 1:45

	VMI	ETSU
First Downs	22	8
Rushes-Yards	34-121	50-286
Passing Yards	209	138
Passes (C-A-I)	21-38-1	13-30-1
Total Offense	330	424
Fumbles-Lost	1-1	2-2
Punts-Avg.	4-39.0	3-43.3
Time of Possession	28:17	31:43

PASSING: VMI - Shannon 21-38-1, 209 yds ETSU – Riddle 13-30-1, 138 yds.

RUSHING: VMI - Raymond 12-67, Rice 15-47, Shannon 4-11, Thorpe 2, -3 ETSU – Foster 28-172, Lambert 7-90, Dendy 9-34, Winton 1-5, Riddle 5, -15

RECEIVING: VMI – Thorpe 6-47, Twombly 4-71, Lemmond 4-40, Nelson 3-35, DaSilva 3-17, Ramond 1, -1 ETSU – Foster 5-45, Winton 2-32, Stayskal 1-30, Gaillardetz 2-18, Caballero 1-6, Martin 1-4, Mathis 1-3

2023 Game Recaps - VMI at #2 Furman- Nov. 11, 2023

#2 Furman defeats VMI in final road game

LEXINGTON, Va. – The VMI football team took on the Southern Conference leader and nation’s #2-ranked team Saturday afternoon at Furman, falling by a 37-3 score at Paladin Stadium in Greenville, South Carolina.



Already having clinched a piece of the SoCon title last week with a win over #13 Chattanooga, the Paladins (9-1, 7-0) claimed the outright league title and automatic bid to the FCS playoffs with today’s win over VMI, which falls to 4-6 overall and 3-4 in conference.

Key Stats

- * Furman earns 351 yards of total offense – including 226 through the air – while holding VMI to 30 rushing yards on the day
- * VMI offense struggles to stay on the field, finishing 2-12 on third down conversions. Furman also forces two VMI turnovers – one fumble and one interception
- * VMI allows eight sacks on the afternoon as Furman earns a total of 12 tackles-for-loss totaling 77 yards
- * VMI QB Collin Shannon finishes 14-27 for 148 yards and one INT
- * VMI RB Hunter Rice ends up with 47 rushing yards on 15 carries, and WR Ivan Thorpe leads the receiving corps with 48 yards on three receptions
- * Furman QB Carson Jones finishes 18-23 for 226 yards and four touchdowns

How It Happened

The Paladins scored 17 points in the opening quarter and tallied 17 more in the second to build a 34-0 lead by halftime. Furman scored on its opening drive with a 14-yard TD reception by Mason Pline at the 11:07 mark.

After holding VMI to a three-and-out, the Paladins scored on their next drive with a 27-yard field goal by Ian Williams to go up, 10-0, with eight minutes to play in the opening period. Carson Jones then found Nick Cannon for a 34-yard touchdown reception on the ensuing Furman possession.

In the second quarter, Jones hooked up with Luke Shiflett for a 12-yard TD reception with five minutes left before break to put Furman up, 24-0. The Paladins tacked on another touchdown with under two minutes left – a Kyndel Dean 34-yard TD grab – before Ian Williams kicked a 49-yard field goal with four seconds on the clock before halftime.

VMI locked down on defense in the second half to hold the Paladins to just one field goal over the final two quarters – a 36-yard Ian Williams field goal at the 6:30 mark of the third quarter.

The Keydets avoided a shutout with a 27-yard Caden Beck field goal late in the fourth quarter for the game’s final score. The kick capped a 12-play, 80-yard drive to end the game on a positive note for VMI.

VMI (4-6, 3-4) 3
#2 Furman (9-1, 7-0) 37

Paladin Stadium • Greenville, S.C.
Nov. 11, 2023 • Attendance: 9,727

VMI	0	0	0	3	-	3
Furman	17	17	3	0	-	37

FIRST QUARTER

- FUR - Pline 14 pass from Jones (Lepvreau kick) - 11:07
- FUR - Williams 27 FG - 8:01
- FUR - Cannon 34 pass from Jones (Williams kick) - 5:00

SECOND QUARTER

- FUR - Shiflett 12 pass from Jones (Lepvreau kick) - 5:00
- FUR - Dean 34 pass from Jones (Williams kick) - 1:44
- FUR - Williams 49 FG - 0:04

THIRD QUARTER

- FUR - Williams 36 FG - 6:30

FOURTH QUARTER

- VMI - Beck 27 FG - 2:04

	VMI	FUR
First Downs	13	17
Rushes-Yards	33-30	38-125
Passing Yards	159	226
Passes (C-A-I)	15-28-1	20-27-0
Total Offense	189	351
Fumbles-Lost	2-1	1-0
Punts-Avg.	8-35.0	5-42.0
Time of Possession	28:58	31:02

PASSING: VMI - Shannon 14-27-1, 148 yds., Rice 1-1-0, 11 yds. **FUR**– Jones 18-23-0, 226 yds., Garcia 1-1-0, 0 yds., Watson 1-2-0, 0 yds.

RUSHING: VMI - Rice 15-47, Raymond 6-24, Swinehart 1-10, Shannon 10-(-50)
FUR – Anderson 14-56, Hicks 8-40, Roberto 10-30, Thomas 3-6, Garvn-Mingo 1-0, Jones 2-(-7).

RECEIVING: VMI – Thorpe 3-48, Nelson 3-40, Lemmond 4-30, Twombly 2-26, Raymond 2-10, Rice 1-5. **FUR** – Dean 3-51, Ferguson 3-50, Pline 4-40, Cannon 1-34, Shiflett 3-29, Harris 2-11, Hinton 2-11, Harris 1-0, Gunn 1-0.

2023 Game Recaps - VMI vs. #14 W.Carolina- Nov. 18, 2023

VMI defeats #14 Western Carolina

LEXINGTON, Va. – Powered by Hunter Rice's 138 yards and four rushing touchdowns, the VMI football team held on to defeat 14th-ranked Western Carolina at Alumni Memorial Field on Saturday afternoon.



The defense, which came up with a crucial stop to end the game, was led by the senior tandem of Evan Eller (16.0 tackles, INT, forced fumble) and Josh Knapp (10.0 tackles, 1.0 sack, fumble recovered).

The win caps off head coach Danny Rocco's first season in impressive fashion, as the Keydets – who were 1-10, 0-8 SoCon last season – finish 5-6 overall and an even 4-4 in conference play.

“Both teams gave it everything they had,” Rocco said. “Western Carolina had a lot to play for, they were coming in here and a win guaranteed them a playoff spot – I personally believe that team belongs and I hope the SoCon can get four teams in – but our kids came with really strong confidence. Defense took control of the game early...In the second half we started running the football. We started to wear them down. To their credit, they bounced back and took us down to the wire, but we made one last big play.”

Key Stats

- The win gives the Keydets a 5-win season for just the 4th time in 20 years
- The victory is also the team's first win over a nationally-ranked opponent since October 2021 (Chattanooga, 37-34 OT)
- Hunter Rice rushes for 138 yards and records the first 4-touchdown game for VMI since 2019, (just the second since 2009)
- Saturday marked the third time this season Rice has scored three touchdowns (Chattanooga, ETSU) and is the 5th multi-touchdown game of the season for the junior (6th of career)
- Aidan Twombly posts career-high 133 yards receiving, Ivan Thorpe totals 30 yards
- Eric Rankin has 9.0 tackles, 1.0 TFL and a break up
- Christian Dunn, Austin White finish with 6.0 tackles each
- Collin Ironside gets the start, earns win with 194 yards passing
- Jack Culbreath punts six times for 261 yards (43.5 avg)

HOW IT HAPPENED

First Half

- Teams trade possessions to start, as Eric Rankin (break up) and the defense come up big twice on 4th downs
- Keydets drive late in the first quarter, Rice punches in 7-yard score (7-0, 14:27 in the 2nd quarter)
- Western Carolina gets on the board with a field goal at the 11-minute mark, adds a rushing touchdown with 2:29 to play in the half (7-10)
- Keydets drive down to the 20, Catamounts intercept Ironside and take three-point lead into the break

Second Half

- Penalty extends VMI drive, Ironside hits Twombly for a 36-yard gain setting up Rice's second touchdown of the game (13-10, 4:58 third quarter)
- Defense gets the ball back, Rice breaks a 63-yarder for his third score of the afternoon (20-10, 4:01 third quarter)

#14 WCU (7-4, 5-3) 24
VMI (5-6, 4-4) 27

Foster Stadium • Lexington, Va.
 Nov. 18, 2023 • Attendance: 5,297

W.Carolina	0	10	0	14	-	24
VMI	0	7	13	7	-	27

FIRST QUARTER

SECOND QUARTER

VMI - Rice 7 run (Beck kick) - 14:27
 WCU - McCollum 41 FG - 11:00
 WCU - Reid 7 run (McCollum kick) - 2:29

THIRD QUARTER

VMI - Rice 7 run (Beck kick missed) - 4:58
 VMI - Rice 63 run (Beck kick) - 4:01

FOURTH QUARTER

VMI - Rice 1 run (Beck kick) - 14:20
 WCU - Tamarez 21 pass from Palhegyi (McCollum kick) - 12:50
 WCU - Palhegyi 4 run (McCollum kick) - 8:59

	WCU	VMI
First Downs	22	19
Rushes-Yards	38-165	47-175
Passing Yards	275	195
Passes (C-A-I)	20-35-1	13-25-1
Total Offense	440	370
Fumbles-Lost	2-1	1-0
Punts-Avg.	5-35.8	6-43.5
Time of Possession	26:20	33:40

PASSING: VMI - Ironside 12-24-1, 194 yds., Rice 1-1-0, 1 yd. WCU - Palhegyi 18-31-1, 253 yds., Gonzales 2-4-0, 22 yds.

RUSHING: VMI - Rice 21-138, Raymond 8-23, Swinehart 4-10, Ironside 6-6, Thorpe 4-3. WCU - Palhegyi 13-80, Reid 16-40, Adams 4-24, Townsend 3-13, Gonzales 2-8.

RECEIVING: VMI - Twombly 6-133, Thorpe 3-30, DaSilva 2-17, Swinehart 1-14, Raymond 1-1. WCU - Reid 7-101, Booker 2-45, Colombo 3-35, Jones 3-35, White 1-22, Tamarez 1-21, Belanger 1-8, Lee 1-5, Adams 1-3.

Series Versus 2024 Opponents

Bucknell

Series Record: 3-4

Record In Lexington: 2-2

Record In Lewisburg: 1-2

First Meeting: 1978 **Last Meeting:** 2023

DATE	SITE	W/L	SCORE
Sept. 16, 1978	Lexington, Va.	W	25-14
Nov. 23, 2013	Lexington, Va.	L	23-35
Aug. 30, 2014	Lewisburg, Pa.	L	38-42
Oct. 3, 2015	Lexington, Va.	L	22-28 (OT)
Sept. 24, 2016	Lewisburg, Pa.	W	23-17 (3OT)
Sept. 10, 2022	Lexington, Va.	W	24-14
Sept. 9, 2023	Lewisburg, Pa.	L	13-21

Chattanooga

Series Record: 9-19-1

Record In Lexington: 6-8

Record In Chattanooga: 3-11-1

First Meeting: 1971 **Last Meeting:** 2023

DATE	SITE	W/L	SCORE
Nov. 20, 1971	Lexington, Va.	L	8-31
Nov. 18, 1972	Chattanooga, Tenn.	W	17-0
Oct. 11, 1980	Lexington, Va.	L	10-55
Nov. 5, 1983	Chattanooga, Tenn.	L	6-23
Oct. 20, 1984	Lexington, Va.	L	0-35
Nov. 16, 1985	Chattanooga, Tenn.	L	7-54
Nov. 21, 1987	Lexington, Va.	L	0-31
Nov. 18, 1989	Chattanooga, Tenn.	T	14-14
Nov. 23, 1991	Chattanooga, Tenn.	L	14-50
Nov. 21, 1992	Lexington, Va.	W	37-34 (OT)
Oct. 16, 1993	Lexington, Va.	W	35-29 (2OT)
Oct. 15, 1994	Chattanooga, Tenn.	L	14-49
Oct. 14, 1995	Lexington, Va.	W	17-12
Oct. 19, 1996	Chattanooga, Tenn.	W	28-14
Oct. 11, 1997	Lexington, Va.	L	24-27
Oct. 17, 1998	Chattanooga, Tenn.	L	7-45
Oct. 16, 1999	Lexington, Va.	L	0-27
Oct. 14, 2000	Chattanooga, Tenn.	L	14-27
Oct. 13, 2001	Lexington, Va.	W	19-16
Oct. 19, 2002	Chattanooga, Tenn.	W	35-31
Oct. 4, 2014	Chattanooga, Tenn.	L	7-55
Oct. 17, 2015	Lexington, Va.	L	27-33
Oct. 22, 2016	Chattanooga, Tenn.	L	13-30
Sept. 23, 2017	Lexington, Va.	L	7-63
Oct. 27, 2018	Chattanooga, Tenn.	L	27-34
Nov. 23, 2019	Lexington, Va.	W	31-24
Feb. 20, 2021	Chattanooga, Tenn.	Canceled (CoVid)	
Oct. 9, 2021	Lexington, Va.	W	37-34(OT)
Oct. 15, 2022	Chattanooga, Tenn.	L	13-41
Oct. 28, 2023	Lexington, Va.	L	23-24

The Citadel

Series Record: 33-44-2

Record In Lexington: 17-14-2

Record In Charleston: 12-26

Record at Neutral: 4-4

First Meeting: 2000 **Last Meeting:** 2023

DATE	SITE	W/L	SCORE
1920	Lynchburg, Va.	W	35-0
1929	Lexington, Va.	W	12-7
1930	Charleston, S.C.	L	6-7
1931	Lexington, Va.	T	13-13
1932	Charleston, S.C.	L	6-12
1937	Lexington, Va.	W	27-0
1946	Lexington, Va.	W	21-6
1947	Charleston, S.C.	L	6-7
1948	Lexington, Va.	W	34-6
1949	Charleston, S.C.	L	14-19
Nov. 18, 1950	Lexington, Va.	W	13-7
Nov. 17, 1951	Charleston, S.C.	W	27-21
Nov. 15, 1952	Lexington, Va.	W	20-19
Oct. 10, 1953	Charleston, S.C.	W	14-0
Nov. 13, 1954	Lexington, Va.	W	42-0
Nov. 12, 1955	Charleston, S.C.	W	14-7
Nov. 16, 1957	Lexington, Va.	W	33-7
Nov. 6, 1958	Charleston, S.C.	L	6-14
Nov. 14, 1959	Lexington, Va.	W	32-8
Nov. 12, 1960	Charleston, S.C.	W	20-6
Nov. 4, 1961	Lexington, Va.	L	8-14
Nov. 3, 1962	Charleston, S.C.	W	16-7
Nov. 16, 1963	Lexington, Va.	W	33-8
Nov. 14, 1964	Charleston, S.C.	L	0-17
Nov. 13, 1965	Lexington, Va.	W	21-7
Nov. 12, 1966	Charleston, S.C.	L	14-30
Oct. 22, 1967	Roanoke, Va.	W	22-11
Oct. 19, 1968	Charleston, S.C.	L	8-13
Oct. 18, 1969	Lexington, Va.	L	2-28
Oct. 24, 1970	Charleston, S.C.	L	9-56
Oct. 9, 1971	Lexington, Va.	L	24-25
Oct. 7, 1972	Charleston, S.C.	L	3-42
Oct. 6, 1973	Lexington, Va.	W	23-6
Oct. 12, 1974	Charleston, S.C.	W	20-9
Oct. 25, 1975	Lexington, Va.	L	3-6
Nov. 6, 1976	Charleston, S.C.	W	30-14
Oct. 15, 1977	Lexington, Va.	W	19-3
Sept. 23, 1978	Charleston, S.C.	L	3-14
Oct. 20, 1979	Lexington, Va.	L	6-37
Oct. 4, 1980	Charleston, S.C.	L	0-28
Oct. 10, 1981	Norfolk, Va.	W	14-0
Oct. 9, 1982	Charleston, S.C.	L	7-21
Oct. 8, 1983	Lexington, Va.	L	6-27
Nov. 3, 1984	Charleston, S.C.	L	24-27

Oct. 5, 1985	Lexington, Va.	T	14-14
Oct. 11, 1986	Charleston, S.C.	W	47-30
Oct. 10, 1987	Charleston, S.C.	W	7-3
Nov. 12, 1988	Norfolk, Va.	L	20-31
Nov. 11, 1989	Lexington, Va.	W	20-10
Nov. 3, 1990	Charleston, S.C.	L	3-23
Oct. 26, 1991	Norfolk, Va.	L	14-17
Nov. 14, 1992	Charleston, S.C.	L	0-50
Nov. 13, 1993	Charleston, S.C.	L	33-34
Nov. 12, 1994	Norfolk, Va.	L	14-58
Nov. 11, 1995	Charleston, S.C.	W	34-7
Nov. 16, 1996	Lexington, Va.	W	34-27 (2OT)
Nov. 15, 1997	Charleston, S.C.	L	6-28
Nov. 14, 1998	Lexington, Va.	L	10-36
Nov. 13, 1999	Charleston, S.C.	L	6-7
Nov. 11, 2000	Lexington, Va.	W	41-21
Nov. 10, 2001	Charleston, S.C.	L	7-49
Nov. 16, 2002	Charlotte, N.C.	W	23-21
Nov. 15, 2003	Charlotte, N.C.	L	23-27
Nov. 19, 2005	Lexington, Va.	L	14-22
Nov. 11, 2006	Charleston, S.C.	L	21-48
Nov. 17, 2007	Lexington, Va.	L	28-70
Oct. 29, 2011	Charleston, S.C.	L	14-41
Nov. 10, 2012	Lexington, Va.	L	24-27
Nov. 16, 2013	Charleston, S.C.	L	10-31
Nov. 22, 2014	Lexington, Va.	L	25-45
Nov. 7, 2015	Charleston, S.C.	L	14-35
Nov. 12, 2016	Lexington, Va.	L	20-30
Oct. 28, 2017	Charleston, S.C.	L	3-21
Oct. 20, 2018	Lexington, Va.	L	32-34
Oct. 5, 2019	Charleston, S.C.	W	34-21
Apr. 17, 2021	Lexington, Va.	W	31-17
Oct. 2, 2021	Charleston, S.C.	L	24-35
Nov. 19, 2022	Lexington, Va.	L	26-22
Oct. 14, 2023	Charleston, S.C.	W	17-13

ETSU

Series Record: 11-18

Record In Lexington: 7-8

Record In Johnson City: 4-10

First Meeting: 1979 **Last Meeting:** 2023

DATE	SITE	W/L	SCORE
Oct. 6, 1979	Lexington, Va.	W	24-14
Sept. 11, 1982	Johnson City, Tenn.	W	21-3
Oct. 22, 1983	Lexington, Va.	W	24-12
Oct. 12, 1985	Lexington, Va.	W	23-19
Nov. 22, 1986	Johnson City, Tenn.	L	20-31
Nov. 14, 1987	Lexington, Va.	W	20-13
Sept. 3, 1988	Johnson City, Tenn.	L	10-26
Sept. 2, 1989	Lexington, Va.	L	16-17
Nov. 17, 1990	Johnson City, Tenn.	W	21-20

Series Versus 2024 Opponents

Sept. 7, 1991	Lexington, Va.	W	35-20
Sept. 5, 1992	Johnson City, Tenn.	L	16-18
Sept. 18, 1993	Lexington, Va.	L	7-10
Sept. 17, 1994	Johnson City, Tenn.	L	21-31
Sept. 16, 1995	Lexington, Va.	W	37-23
Sept. 21, 1996	Johnson City, Tenn.	L	0-38
Nov. 22, 1997	Lexington, Va.	L	7-17
Sept. 19, 1998	Johnson City, Tenn.	L	8-44
Sept. 18, 1999	Lexington, Va.	L	17-26
Sept. 16, 2000	Johnson City, Tenn.	L	3-38
Nov. 22, 2001	Lexington, Va.	L	23-34
Sept. 21, 2002	Johnson City, Tenn.	L	21-35
Oct. 8, 2016	Lexington, Va.	W	37-7
Nov. 4, 2017	Johnson City, Tenn.	L	6-24
Sept. 14, 2018	Lexington, Va.	L	24-27
Sept. 14, 2019	Johnson City, Tenn.	W	31-24 (OT)
Apr. 3, 2021	Lexington, Va.	L	20-24
Nov. 6, 2021	Johnson City, Tenn.	L	20-27
Oct. 8, 2022	Lexington, Va.	L	21-44
Nov. 4, 2023	Johnson City, Tenn.	W	31-24

Furman

Series Record: 10-31

Record In Lexington: 7-13

Record In Greenville: 3-18

First Meeting: 1946 **Last Meeting:** 2023

DATE	SITE	W/L	SCORE
1946	Greenville, S.C.	W	26-7
Sept. 12, 1970	Lexington, Va.	W	13-0
Oct. 2, 1971	Greenville, S.C.	L	0-14
Nov. 4, 1972	Lexington, Va.	W	31-7
Oct. 20, 1973	Greenville, S.C.	L	13-19
Sept. 14, 1974	Lexington, Va.	W	7-0
Oct. 4, 1975	Greenville, S.C.	W	13-10
Oct. 2, 1976	Lexington, Va.	W	17-3
Nov. 12, 1977	Greenville, S.C.	W	31-28
Oct. 27, 1979	Lexington, Va.	W	21-20
Sept. 27, 1980	Greenville, S.C.	L	16-21
Nov. 14, 1981	Lexington, Va.	L	21-33
Oct. 2, 1982	Greenville, S.C.	L	3-38
Oct. 1, 1983	Lexington, Va.	L	0-49
Sept. 20, 1986	Lexington, Va.	L	3-34
Nov. 7, 1987	Greenville, S.C.	L	0-38
Oct. 1, 1988	Greenville, S.C.	L	13-31
Sept. 30, 1989	Lexington, Va.	L	6-30
Oct. 6, 1990	Greenville, S.C.	L	22-51
Oct. 5, 1991	Lexington, Va.	L	28-46
Oct. 3, 1992	Greenville, S.C.	L	13-41
Oct. 30, 1993	Greenville, S.C.	L	0-24

Oct. 22, 1994	Lexington, Va.	L	11-28
Sept. 23, 1995	Greenville, S.C.	L	24-55
Sept. 28, 1996	Lexington, Va.	L	14-31
Sept. 27, 1997	Greenville, S.C.	L	14-35
Sept. 26, 1998	Lexington, Va.	L	14-51
Sept. 25, 1999	Greenville, S.C.	L	0-58
Sept. 23, 2000	Lexington, Va.	L	21-35
Sept. 22, 2001	Greenville, S.C.	L	7-65
Sept. 28, 2002	Lexington, Va.	L	28-55
Nov. 1, 2014	Lexington, Va.	W	31-15
Sept. 26, 2015	Greenville, S.C.	L	21-24
Oct. 29, 2016	Lexington, Va.	L	10-24
Oct. 14, 2017	Greenville, S.C.	L	10-42
Nov. 10, 2018	Lexington, Va.	L	13-49
Nov. 9, 2019	Greenville, S.C.	L	21-60
Feb. 27, 2021	Lexington, Va.	W	14-13
Nov. 13, 2021	Greenville, S.C.	L	31-37
Oct. 22, 2022	Lexington, VA.	L	3-41
Nov. 11, 2023	Greenville, S.C.	L	3-37

Georgia Tech

Series Record: 1-14

Record In Lexington: 0-0

Record In Atlanta: 1-14

First Meeting: 1914 **Last Meeting:** 1988

DATE	SITE	W/L	SCORE
Sept. 1, 1914	Atlanta, Ga.	L	7-28
Sept. 1, 1923	Atlanta, Ga.	L	7-10
Sept. 1, 1924	Atlanta, Ga.	L	0-3
Sept. 1, 1925	Atlanta, Ga.	L	0-33
Sept. 1, 1926	Atlanta, Ga.	L	0-13
Sept. 1, 1927	Atlanta, Ga.	L	0-7
Sept. 1, 1928	Atlanta, Ga.	L	0-13
Sept. 1, 1946	Atlanta, Ga.	L	0-32
Sept. 1, 1947	Atlanta, Ga.	L	0-20
Nov. 11, 1950	Atlanta, Ga.	W	14-13
Nov. 10, 1951	Atlanta, Ga.	L	7-34
Nov. 10, 1973	Atlanta, Ga.	L	7-36
Oct. 11, 1975	Atlanta, Ga.	L	10-38
Nov. 8, 1986	Atlanta, Ga.	L	6-52
Nov. 5, 1988	Atlanta, Ga.	L	7-34

Mercer

Series Record: 3-7

Record In Lexington: 1-4

Record In Macon: 2-3

First Meeting: 2014 **Last Meeting:** 2023

DATE	SITE	W/L	SCORE
Sept. 27, 2014	Lexington, Va.	L	24-27
Oct. 24, 2015	Macon, Ga.	W	28-21
Oct. 1, 2016	Lexington, Va.	L	30-33 (OT)
Sept. 30, 2017	Macon, Ga.	L	14-49
Sept. 29, 2018	Lexington, Va.	L	38-48
Oct. 19, 2019	Macon, Ga.	L	27-34
Mar. 13, 2021	Lexington, Va.	W	41-14
Oct. 16, 2021	Macon, Ga.	W	45-7
Oct. 29, 2022	Lexington, Va.	L	14-55
Sept. 30, 2023	Macon, Ga.	L	3-38

Norfolk State

Series Record: 1-1

Record In Lexington: 1-0

Record In Norfolk: 0-1

First Meeting: 2003 **Last Meeting:** 2006

DATE	SITE	W/L	SCORE
Sept. 20, 2003	Lexington, Va.	W	34-9
Sept. 9, 2006	Norfolk, Va.	L	19-32

Samford

Series Record: 3-8

Record In Lexington: 2-4

Record In Birmingham: 1-4

First Meeting: 2001 **Last Meeting:** 2023

DATE	SITE	W/L	SCORE
Nov. 17, 2001	Lexington, Va.	L	28-46
Sept. 20, 2014	Birmingham, Ala.	L	21-63
Oct. 10, 2015	Lexington, Va.	L	13-49
Oct. 15, 2016	Birmingham, Ala.	L	21-55
Oct. 7, 2017	Lexington, Va.	L	7-26
Oct. 13, 2018	Birmingham, Ala.	L	22-73
Oct. 12, 2019	Lexington, Va.	W	48-41 (OT)
Mar. 20, 2021	Birmingham, Ala.	W	38-37 (OT)
Oct. 30, 2021	Lexington, Va.	W	46-45
Nov. 5, 2022	Birmingham, Ala.	L	15-34
Oct. 21, 2023	Lexington, Va.	L	14-27

Series Versus 2024 Opponents

Western Carolina

Series Record: 5-24

Record In Lexington: 4-11

Record In Cullowhee: 1-13

First Meeting: 1978 **Last Meeting:** 2023

DATE	SITE	W/L	SCORE
Oct. 27, 1978	Lexington, Va.	L	12-41
Sept. 6, 1980	Cullowhee, N.C.	L	14-16
Sept. 12, 1981	Lexington, Va.	W	21-14
Sept. 22, 1984	Lexington, Va.	L	16-22
Nov. 23, 1985	Cullowhee, N.C.	L	30-35
Oct. 25, 1986	Cullowhee, N.C.	L	0-34
Nov. 19, 1988	Lexington, Va.	W	24-20
Sept. 8, 1990	Cullowhee, N.C.	L	20-28
Nov. 9, 1991	Lexington, Va.	W	27-25
Oct. 10, 1992	Cullowhee, N.C.	L	25-28
Nov. 6, 1993	Cullowhee, N.C.	L	14-38
Oct. 29, 1994	Lexington, Va.	L	7-33
Oct. 28, 1995	Cullowhee, N.C.	L	14-31
Nov. 2, 1996	Lexington, Va.	L	14-28
Nov. 1, 1997	Cullowhee, N.C.	L	0-24
Oct. 31, 1998	Lexington, Va.	L	17-39
Oct. 30, 1999	Cullowhee, N.C.	L	2-40
Oct. 28, 2000	Lexington, Va.	L	31-41
Oct. 27, 2001	Cullowhee, N.C.	L	17-44
Nov. 2, 2002	Lexington, Va.	L	23-35
Nov. 15, 2014	Cullowhee, N.C.	L	27-42
Nov. 21, 2015	Lexington, Va.	L	20-24
Nov. 5, 2016	Cullowhee, N.C.	L	29-32
Oct. 21, 2017	Lexington, Va.	L	7-26
Sept. 22, 2018	Cullowhee, N.C.	L	50-52
Nov. 2, 2019	Lexington, Va.	L	35-43
Mar. 6, 2021	Cullowhee, N.C.	W	30-7
Nov. 20, 2021	Lexington, Va.	L	24-52
Oct. 1, 2022	Cullowhee, N.C.	L	17-38
Nov. 18, 2023	Lexington, Va.	W	27-24

William & Mary

Series Record: 33-53-2

Record In Lexington: 16-18-1

Record In Williamsburg: 9-25

Neutral site: 8-10-1

First Meeting: 1905 **Last Meeting:** 2011

DATE	SITE	W/L	SCORE
Sept. 10, 2011	Lexington, Va.	L	7-24
Sept. 11, 2010	Williamsburg, Va.	L	0-45
Sept. 13, 2008	Williamsburg, Va.	L	17-52
Sept. 8, 2007	Lexington, Va.	L	16-63
Sept. 23, 2006	Williamsburg, Va.	L	6-38
Sept. 10, 2005	Lexington, Va.	L	7-41
Sept. 25, 2004	Williamsburg, Va.	L	6-42
Sept. 13, 2003	Lexington, Va.	L	24-34
Sept. 14, 2002	Williamsburg, Va.	L	31-62
Sept. 8, 2001	Lexington, Va.	L	0-34
Sept. 9, 2000	Williamsburg, Va.	L	15-55
Oct. 23, 1999	Lexington, Va.	L	14-35

Sept. 12, 1998	Williamsburg, Va.	L	0-49
Sept. 13, 1997	Lexington, Va.	L	12-41
Sept. 14, 1996	Williamsburg, Va.	L	21-40
Sept. 30, 1995	Lexington, Va.	L	7-27
Sept. 24, 1994	Williamsburg, Va.	L	7-45
Oct. 2, 1993	Norfolk, Va.	L	6-49
Sept. 12, 1992	Williamsburg, Va.	L	16-21
Oct. 12, 1991	Lexington, Va.	L	26-40
Oct. 13, 1990	Norfolk, Va.	L	47-59
Sept. 16, 1989	Lexington, Va.	L	17-24
Sept. 10, 1988	Williamsburg, Va.	L	7-30
Oct. 31, 1987	Norfolk, Va.	L	6-17
Sept. 13, 1986	Williamsburg, Va.	L	22-37
Oct. 26, 1985	Lexington, Va.	W	39-38
Sept. 8, 1984	Williamsburg, Va.	L	13-24
Sept. 10, 1983	Lexington, Va.	L	14-28
Sept. 18, 1982	Williamsburg, Va.	L	12-24
Sept. 26, 1981	Lexington, Va.	W	31-14
Sept. 13, 1980	Williamsburg, Va.	W	13-10
Sept. 8, 1979	Lexington, Va.	W	7-3
Sept. 9, 1978	Williamsburg, Va.	L	3-10
Sept. 10, 1977	Lexington, Va.	W	23-13
Sept. 11, 1976	Williamsburg, Va.	L	20-34
Nov. 8, 1975	Lexington, Va.	L	7-13
Oct. 26, 1974	Lexington, Va.	W	31-20
Oct. 27, 1973	Williamsburg, Va.	L	14-45
Oct. 21, 1972	Lexington, Va.	L	3-31
Oct. 23, 1971	Williamsburg, Va.	L	7-12
Oct. 17, 1970	Lexington, Va.	L	10-24
Oct. 25, 1969	Williamsburg, Va.	L	17-25
Oct. 26, 1968	Lexington, Va.	L	10-20
Oct. 7, 1967	Richmond, Va.	L	28-33
Oct. 29, 1966	Lexington, Va.	L	15-22
Sept. 18, 1965	Williamsburg, Va.	L	21-32
Sept. 19, 1964	Lexington, Va.	L	12-14
Nov. 2, 1963	Williamsburg, Va.	W	26-6
Oct. 27, 1962	Lexington, Va.	W	6-0
Oct. 28, 1961	Williamsburg, Va.	W	14-7
Sept. 17, 1960	Williamsburg, Va.	W	33-21
Oct. 17, 1959	Norfolk, Va.	W	26-7
Oct. 11, 1958	Bluefield, Va.	T	6-6
Oct. 19, 1957	Williamsburg, Va.	W	14-13
Nov. 3, 1956	Lynchburg, Va.	W	20-6
Oct. 29, 1955	Williamsburg, Va.	L	13-20
Nov. 6, 1954	Roanoke, Va.	W	21-0
Nov. 7, 1953	Roanoke, Va.	W	20-19
Sept. 20, 1952	Roanoke, Va.	L	13-34
Oct. 6, 1951	Williamsburg, Va.	W	20-7
Sept. 23, 1950	Roanoke, Va.	W	25-19
Sept. 1, 1949	Williamsburg, Va.	L	6-54
Sept. 1, 1948	Norfolk, Va.	L	0-31
Sept. 1, 1947	Williamsburg, Va.	L	20-28
Sept. 1, 1946	Williamsburg, Va.	L	0-41
Sept. 1, 1945	Williamsburg, Va.	L	9-13
Sept. 1, 1944	Portsmouth, Va.	L	0-20
Sept. 1, 1942	Norfolk, Va.	L	6-27
Sept. 1, 1941	Lexington, Va.	L	0-21
Sept. 1, 1940	Lexington, Va.	T	0-0

Sept. 1, 1938	Williamsburg, Va.	W	14-0
Sept. 1, 1937	Norfolk, Va.	W	20-9
Sept. 1, 1936	Williamsburg, Va.	W	21-0
Sept. 1, 1935	Williamsburg, Va.	W	19-0
Sept. 1, 1934	Norfolk, Va.	W	13-6
Sept. 1, 1933	Norfolk, Va.	L	0-14
Sept. 1, 1932	Richmond, Va.	L	7-20
Sept. 1, 1919	Richmond, Va.	W	21-3
Sept. 1, 1917	Lexington, Va.	W	53-0
Sept. 1, 1916	Lexington, Va.	W	66-0
Sept. 1, 1915	Lexington, Va.	W	19-6
Sept. 1, 1914	Lexington, Va.	W	28-0
Sept. 1, 1913	Lexington, Va.	W	33-3
Sept. 1, 1910	Lexington, Va.	W	33-0
Sept. 1, 1909	Lexington, Va.	W	6-0
Sept. 1, 1908	Lexington, Va.	W	21-0
Sept. 1, 1907	Lexington, Va.	W	58-0
Sept. 1, 1905	Lexington, Va.	W	23-0

Wofford

Series Record: 13-14

Record In Lexington: 12-6

Record In Spartanburg: 1-8

First Meeting: 1924 **Last Meeting:** 2023

DATE	SITE	W/L	SCORE
1924	Lexington, Va.	W	33-0
1925	Lexington, Va.	W	9-0
1926	Lexington, Va.	W	20-0
1927	Lexington, Va.	W	37-0
1936	Lexington, Va.	W	19-0
Sept. 22, 1951	Lexington, Va.	W	29-6
Sept. 26, 1987	Lexington, Va.	W	27-11
Oct. 29, 1988	Lexington, Va.	W	18-17
Nov. 7, 1992	Lexington, Va.	W	44-13
Sept. 6, 1997	Spartanburg, S.C.	L	13-23
Oct. 10, 1998	Lexington, Va.	L	20-42
Oct. 9, 1999	Spartanburg, S.C.	L	10-55
Oct. 7, 2000	Lexington, Va.	L	28-45
Oct. 6, 2001	Spartanburg, S.C.	L	14-59
Oct. 12, 2002	Lexington, Va.	W	27-16
Nov. 20, 2004	Lexington, Va.	L	18-19
Oct. 15, 2005	Spartanburg, S.C.	L	23-38
Oct. 25, 2014	Spartanburg, S.C.	L	3-38
Oct. 31, 2015	Lexington, Va.	L	20-41
Nov. 19, 2016	Spartanburg, S.C.	L	0-17
Nov. 11, 2017	Lexington, Va.	L	14-45
Sept. 8, 2018	Spartanburg, S.C.	L	14-59
Sept. 28, 2019	Lexington, Va.	L	36-51
Mar. 27, 2021	Spartanburg, S.C.	W	36-31
Sept. 25, 2021	Lexington, Va.	W	31-23
Nov. 12, 2022	Spartanburg, S.C.	L	16-34
Sept. 23, 2023	Lexington, Va.	W	17-14

Records Versus All Opponents

TEAM	FIRST GAME	LATEST GAME	W - L - T	TEAM	FIRST GAME	LATEST GAME	W - L - T
Air Force	2017	2017	0-1-0	Maine	1983	1983	1-0-0
Akron	1967	2016	1-2-0	Marine Officers	1904	1904	1-0-0
Alleghany Inst.	1896	1896	1-0-0	Marines (U.S.)	1923	1923	1-0-0
Army West Point	1917	2019	1-15-0	Marshall	1959	2019	5-15-0
Appalachian State	1976	2002	4-20-2	Mars Hill	2019	2019	1-0-0
Austin Peay	2003	2003	1-0-0	Maryland	1901	1972	11-14-2
Ball State	2015	2015	0-1	Memphis State	1960	1960	0-1-0
Baltimore College	1913	1913	1-0-0	Mercer	2014	2023	3-7-0
Baltimore Medical	1907	1907	1-0-0	Miami (FL)	1941	1952	0-2-0
Boston College	1954	1970	1-7-1	Mississippi	1913	1996	1-1-0
Boston University	1980	1984	0-2-0	Morehead State	1958	2016	3-1-0
Bowling Green	2014	2014	0-1	Morris Harvey	1913	1922	1-0-1
Bucknell	1978	2023	3-4-0	Navy	1898	2014	0-10-0
Buffalo	1960	1964	2-1-0	Navy Yard Athletics	1907	1907	1-0-0
Catawba	1944	2017	6-4-0	Newberry	1940	1940	1-0-0
Catholic	1911	1922	3-1-0	Newport News Navy	1918	1918	0-1-0
Central Florida	1982	1986	1-1-0	Norfolk Blue	1910	1910	0-0-1
Charleston Southern	2000	2013	6-7-0	Norfolk State	2003	2006	1-1-0
Chattanooga	1971	2023	9-19-1	North Carolina	1893	1989	7-15-1
Chowan	2008	2012	2-0-0	North Carolina State	1895	2023	11-8-1
Cincinnati	1951	1953	0-2-0	North Greenville	2013	2013	0-1-0
The Citadel	1920	2023	33-44-2	Ohio	2004	2008	0-2-0
Clemson	1914	1944	5-5-2	Old Dominion	2009	2018	0-3-0
Coastal Carolina	2003	2013	2-9-0	Old Pt. College	1903	1903	1-0-0
Colgate	1974	1974	1-0-0	Pantops	1891	1891	1-0-0
Columbia	1934	1939	2-4-0	Pennsylvania	1920	1921	1-1-0
Concord	1999	1999	1-0-0	Penn State	1959	1959	0-1-0
Connecticut	1975	1979	1-0-1	Presbyterian	2007	2013	4-3-0
Cornell	2021	2022	1-1-0	Quantico Marines	1949	1949	0-1-0
Davidson	1904	2023	41-17-3	Randolph-Macon	1905	1911	2-0-1
Dayton	1972	1972	0-1-0	Rhode Island	1977	1977	1-0-0
Delaware	1975	1976	1-1-0	Rice	1969	1970	0-2-0
Delaware State	2011	2012	0-2-0	Richmond	1893	2015	40-45-5
Detroit	1964	1964	0-1-0	Richmond Medical	1912	1912	1-0-0
Duke	1892	2005	1-7-0	Roanoke College	1895	1940	21-1-0
Duquesne	2000	2001	0-2-0	Robert Morris	2007	2019	2-3-0
East Carolina	1972	1979	1-7-0	Roller's (A.M.A.)	1904	1911	3-0-0
Eastern College	1907	1907	1-0-0	Saint Francis (Pa.)	2008	2008	1-0-0
ETSU	1979	2023	11-18-0	Samford	2001	2023	3-8-0
Elon	1937	1938	1-1-0	South Carolina	1934	1936	1-1-0
Emory & Henry	1923	1945	4-1-0	Southern Mississippi	1965	1974	0-4-0
Florida	1929	1929	0-1-0	Staunton Mil. Acad	1908	1908	1-0-0
Florida State	1952	1954	1-2-0	St. Albans	1894	1902	2-2-2
Furman	1946	2023	10-31-0	St. Johns	1891	1930	9-4-0
Gallaudet	1912	1918	6-0-0	Stetson	1956	1956	1-0-0
Gardner-Webb	2003	2014	2-10-0	Stony Brook	2008	2012	0-5-0
Georgia	1943	1978	0-4-0	Tampa	1957	1958	2-0-0
Georgia Southern	1993	2002	0-10-0	Tennessee	1923	1923	1-0-0
Georgia Tech	1964	1988	1-14-0	Tennessee Tech	2004	2004	0-1-0
Georgetown	1898	2004	1-6-0	Temple	1937	1943	0-4-0
George Washington	1922	1966	10-7-1	Texas A & M	1950	1950	0-1-0
Glenville State	2013	2013	1-0-0	Toledo	2018	2018	0-1-0
Hampden-Sydney	1897	1935	18-0-0	Tulane	1935	1973	0-5-0
Hampton Ath. Club	1894	1904	2-0-0	Tusculum	2018	2018	1-0-0
Holy Cross	1957	1963	0-2-1	Vanderbilt	1897	1974	2-3-0
Indiana State	1976	1976	1-0-0	Villanova	1958	1980	2-6-0
Iowa State	1963	1963	0-1-0	Virginia	1893	2013	23-57-3
James Madison	1982	2020	3-11-0	Virginia Tech	1894	1984	25-49-5
Johns Hopkins	1912	1912	1-0-0	Wake Forest	1892	2022	2-4-2
Kent State	2021	2021	0-1-0	Washington & Lee	1891	1902	14-1-1
Kentucky	1892	1944	4-12-0	Washington University	1940	1940	1-0-0
King College	1932	1932	1-0-0	Western Carolina	1978	2023	5-24-0
Lafayette	1991	1991	1-0-0	West Virginia	1952	1972	0-11-0
Lenoir-Rhyne College	1998	1998	1-0-0	West Virginia Tech	1987	1992	3-0-0
Lehigh	1955	2007	3-6-1	William & Mary	1905	2011	33-53-2
Liberty	1995	2013	3-10-0	Wofford	1924	2023	13-14-0
Lock Haven	2007	2010	2-0-0				
Lynchburg College	1922	1925	3-0-0				

When Was The Last Time...

...A punt was returned for a touchdown?

VMI: Michael Rainey-Wiles vs. Lock Haven, 52 yds., Sept. 4, 2010
Opp: Devron Harper (Mercer), 73 yds., Sept. 30, 2023

...A kickoff was returned for a touchdown?

VMI: Jahleel Porter vs. UT-Chat., 98 yds., Oct. 15, 2022
Opp: Julian Gray (NC State), 82 yds., Sept. 16, 2023

...An interception was returned for a touchdown?

VMI: Alex Oliver at Mercer, 39 yds., Oct. 16, 2021
Opp: Robert Kennedy (NC State), 30 yds., Sept. 16, 2023

...A blocked punt was recovered and returned for a touchdown?

VMI: Elijah Quamiley vs. The Citadel (20 yds.), Nov. 19, 2022
Opp: Cody Thompson (Toledo), Sept. 1, 2018

...A safety was recorded?

VMI: vs. Cornell - Eric Weaver, TFL on RB, Sept. 17, 2022
Opp: Tusculum - Team (Sacked R. Udinski); Nov. 3, 2018

...A team's own fumble was recovered for a touchdown?

VMI: Chaz Jones vs. Delaware State, Sept. 3, 2011
Opp: JoJo Natson (Akron), Sept. 3, 2016

...An opponent's fumble was recovered, returned for a TD?

VMI: Jarrod Richmond vs. Chattanooga (64 yds.), Nov. 23, 2019
Opp: Rodney Wright (ETSU), 86 yds., Oct. 8, 2022

...Teammates both rushed for 100 yards?

VMI: Rashad Raymond (163 yards) and Hunter Rice (112 yards) vs. Mercer, Oct. 16, 2021
Opp: Ailym Ford (172 yards) and Gino Appleberry (109 yards), Chattanooga, Oct. 22, 2022

...A quarterback had both 100 yards passing and rushing?

VMI: Kyle Hughes, 133 yards rushing and 141 yards passing vs. Richmond, Sept. 26, 2009
Opp: Jaylan Adams (The Citadel), 188 yards rushing and 114 yards passing, Oct. 2, 2021

...An individual rushed for 200 yards?

VMI: Hunter Rice, 208 yards, vs. Chattanooga, Oct. 28, 2023
Opp: K. Hopkins, Jr., 208 yards, Army, Nov. 16, 2019

...A quarterback passed for 300-400 yards?

VMI: Seth Morgan vs. Chattanooga, 306 yds., Oct. 9, 2021
Opp: Carlos Davis (W.Carolina), 336 yds., Oct. 1, 2022

...A quarterback passed for 400 or more yards?

VMI: Seth Morgan vs. Furman, 415 yds., Nov. 13, 2021
Opp: Liam Welch (SAM), 570 yds., Mar. 20, 2021

...A receiver netted 100 yards in a game?

VMI: A. Twombly vs. W. Carolina, 133 yds, Nov. 18, 2023
Opp: Desmond Reid (W.Carolina), 101 yds, Nov. 18, 2023

...An individual rushed for 100 yards and netted 100 yards receiving?

VMI: Sean Mizzer, 106 yards rushing, 104 yards receiving, vs. Western Carolina, Nov. 2, 2002
Opp: D. Spencer (W.Carolina) 137 yds rushing, 110 yds rcvg; Nov. 2, 2019

...An individual intercepted 3 passes in a game?

VMI: Christian Kelly vs. Charleston Southern, Oct. 21, 2006
Opp: Montre Miller (Kent State), Sept. 11, 2021

...An individual rushed for 3 or more touchdowns in a game?

VMI: Hunter Rice vs. W.Carolina, 4, November 18, 2023
Opp: Jacob Saylor (ETSU), 3, Oct. 8, 2022

...An individual threw 4 or more touchdowns in a game?

VMI: Seth Morgan vs. Wofford, 4, Mar. 27, 2021
Opp: Carson Jones (Furman), 4, Nov. 11, 2023

...An individual caught 3 touchdown passes in a game?

VMI: Michael Jackson vs. Furman, Nov. 13, 2021
Opp: Montrell Washington (Samford), 3, Mar. 20, 2021

...A punt was blocked?

VMI: Joe Comello vs. W.Carolina, Nov. 18, 2023
Opp: Caleb Williams (Furman), Nov. 11, 2023

...A defensive 2-pt conversion was scored?

VMI: Bryant Youngblood vs. Stony Brook, Nov. 15, 2008

...A blocked field goal was returned for a touchdown?

VMI: Robert Mason, 69 yards, vs. Austin Peay, Nov. 8, 2003

...A shutout was recorded?

VMI: vs. Saint Francis (49-0), Sept. 6, 2008
Opponent: at Robert Morris (23-0), Sept. 23, 2017



Alex Keys ran for three scores against Mercer on Oct. 1, 2016.



Chris Copeland celebrates after recovering a blocked punt for a TD Sept. 13, 2014 against Davidson.

All-Conference Players

First Team All-SoCon

SEASON	NAME, CLASS, POSITION
1935,36	Jim Farley, '37, G
1937,38	Paul Shu, '39, B
1942	Joe Muha, '43, B
1945,47	Chi Mills, '48, T
1945	Lyn Chewning, '49C, B
1952	Bill Brehaney, '53, B
1953	Johnny Mapp, '54, B
1956, 57	Sam Woolwine, '58, B
1957, 58	Jim McFalls, '59, T
1957	Lou Farmer, '58, G
1957	Bobby Jordan, '58, B
1958	Jerry Borst, '59, C
1958, 59	Sam Horner, '60, B
1959, 60	Howard Dyer, '61, B
1960	Don Kern, '61, B
1960	Lou Shuba, '61, G
1962, 63	Bill Welsh, '64, T
1964	Mike Patterson, '65, DB
1964,65	John Turner, '66, DT
1965,66,67	Bob Schmalzriedt, '68, LB
1967	Bob Habasevich, '69, HB
1967,68	Bob Biddle, '69, OG
1968	Kerr Kump, '68, DB
1970	Don Cupit, '72, KS
1971	Pete Ramsey, '72, OT
1972,73,74	Andy Dearman, '75, OT
1973	Gene Williams, '74, DB
1974	Doug Hines, '76, C
1974	Ronnie Norman, '75, RB
1974,75	Ronnie Moore, '76, WR
1976,77	Ned Stepanovich, '78, DT
1976	Ed Glackin, '77, OT
1977	Andre Gibson, '78, RB
1977	Tom Replogle, '78, OG
1977	Greg Arnett, '78, DE
1977	Glen Jones, '78, LB
1977	Gary McNeal, '79, DB
1978	Bob Bookmiller, '79, OT
1977,78,79	Craig Jones, '80, KS
1979	Walt Bellamy, '80, DB
1979	John Shuman, '80, OT
1979,80,81	Floyd Allen, '82, RB
1980,81	Mike Eden, '82, DB
1981	Austin Beckham, '82, C
1981	Wade Foltz, '82, DE
1981,82	Melvin Rucker, '83, LB
1981,82	Jay Lasek, '83, OG
1982	Tom Radle, '83, TE
1984	Steve Pancham, '86, TE
1985,87	Mike Mayo, '88, DB
1988	Mark Stock, '88, WR
1991,92	Lorenzo Carpenter, '93, C
1991	Mike Perfetti, '92, DT
1994, 95, 96	Thomas Haskins, '97, TB
1996	Mike Rogers, '98, LB
2000	Richard Holland, '01 DB and RS
2002	Brent Barth, '03, P
2002	Joey Gibson, '02, QB
2015	Aaron Sanders, '17, WR
	Dane Forlines, '17, KR/PR
2016	Ryan Swingle, '17, TE
	Ryan Francis, '17, LB (Media Only)
2017	Allan Cratsenberg, '18, LB (Media Only)
2019	Alex Ramsey, '20, RB (Coaches, Media)
	Jakob Herres, '22, WR (Coaches, Media)
	AJ Smith, '21, DB (Coaches, Media)

2020-21	Marshall Gill, '22, OL (Coaches, Media)
	Jakob Herres, '22, WR (Coaches, Media)
	Jordan Ward, '21, DL (Coaches Only)
	AJ Smith, '21, S (Coaches Only)
	Nick Hartnett, '22, OL (Media Only)
	Stone Snyder, '23, LB (Media Only)
2021	Stone Snyder, '23, LB (Coaches, Media)
	Warren Dabney, '22, DL (Coaches, Media)
	Jerry Rice, '23, PK (Coaches, Media)
	Robert Soderholm, '22, LS (Coaches, Media)
2022	Stone Snyder, '23, LB (Coaches)
	Alex Oliver, '24, CB (Coaches)
	Robert Soderholm, '22, LS (Coaches)
	Jack Culbreath, '24, P (Coaches)
2023	Jack Culbreath, '24, P (Coaches, Media)
	Aidan Twombly, '24, TE (Coaches, Media)
	Evan Eller, '24, LB (Media)
	Eric Rankin, '24, LB (Media)
	Justin Peterson, '24, LS (Media)

SoCon Players of the Week

SEASON	(AWARD) - NAME, POSITION, (DATE)
1962	Donny White, back (9/29)
1963	Joe Straub, guard (9/21)
	Charlie Cole, center (10/26)
	Bill Welsh, tackle (11/28)
1965	John Turner, tackle (10/16)
	Hill Ellett, quarterback (11/6 & 11/25)
1966	Don Taylor, guard (9/17)
1967	Charlie Bishop, quarterback (9/16)
	Kerr Kump, defensive back (11/11)
1968	Paul Fraim, defensive back (10/5)
	John Griffin, linebacker (11/9)
1970	Jerry Acuff, defensive tackle (9/12)
1971	Mac Bowman, tailback (9/18)
1972	Mac Bowman, tailback (11/4)
	Phil Upton, middle guard (11/18)
1973	Gene Williams, defensive back (10/6)
1974	Ronnie Moore, wide receiver (9/28)
	John Willison, linebacker (10/5)
	Phil Upton, middle guard (10/12 & 11/23)
1975	Glen Jones, linebacker (9/13)
	Ronnie Moore, wide receiver (9/27)
1976	Greg Arnett, defensive end (10/30)
1977	Craig Jones, placekicker (9/10)
	Andre Gibson, tailback (10/8)
	Gary McNeal, defensive back (10/15)
	Robby Clark, quarterback (11/5)
1978	Mike Alston, defensive back (10/14)
1979	Floyd Allen, tailback(10/6) & (10/27)
1980	Bruce Kitchen, linebacker (9/6)
	Melvin Rucker, linebacker (9/13) & (11/15)
	Chris Timmons, defensive tackle 10/18)
1981	Melvin Rucker, linebacker (11/14) & (11/21)
	Floyd Allen, tailback (9/12) & (10/24)
	Leslie Dunnville, defensive back (9/19)
1982	Tom Radle, tight end (9/11)
	Barry Smith, defensive end (11/13)
1985	Mike Mayo, defensive back (10/12)
	Al Comer, quarterback (10/26)
1986	David Brown, quarterback (10/11)
	Mark Stock, wide receiver (11/22)
1988	Jeff Barnes, defensive end (10/24)
	Wayne Purcell, linebacker (11/19)
1989	Raymond Flowers, linebacker (11/11)
	(freshman) - Tony Scales, quarterback (9/16)
	(freshman) - Dewayne Arkadie, defensive back (11/18)
1990	Tony Scales, quarterback (9/15 & 10/13)

	(freshman) - Butch Jennings, fullback (9/1)
1991	Tony Scales, quarterback (9/7 & 9/14)
	Dewayne Arkadie, defensive back (9/28)
	(freshman) - Tim Williams, defensive back (9/7)
1992	(freshman) - Terry Tucker, strong safety (9/19)
	(freshman) - Marlon Anderson, wide receiver, (9/26)
	(freshman) - Marlon Anderson, wide receiver (11/21)
1993	(freshman) - Thomas Haskins, halfback (11/6)
	Thomas Haskins, halfback (11/13)
1994	Thomas Haskins, tailback (9/3)
	Thomas Haskins, tailback (11/19)
1995	Thomas Haskins, tailback (9/9)
	Kelly Cook, linebacker (9/16)
	Thomas Haskins, tailback (10/14)
1996	Thomas Haskins, tailback (10/14)
	Thomas Haskins, tailback (11/16)
	Mike Rogers, linebacker (11/16)
1998	(freshman)-Aaron Mitchell, quarterback (10/10)
	(freshman) - Aaron Mitchell, quarterback (10/24)
1999	(freshman) - Matthew Kluk, nose tackle (10/2)
2000	Joey Gibson, quarterback (11/13)
2001	(freshman) - Titus Green, slotback (9/30)
	Derik Screen, linebacker (10/13)
2002	(freshman) Donnie Johnston, tight end (9/2)
	Joey Gibson, quarter back (9/9)
	(freshman) - Gary Price, slotback (10/14)
	(freshman) - Sean Mizzer, running back (10/21)
	(freshman) - Sean Mizzer, running back (11/4)
	Chris Walsh, linebacker (11/18)
2014	(freshman) - Al Cobb, quarterback (9/1)
	(offense) - Aaron Sanders (9/15)
	(student-athlete) - Chris Copeland (9/17)
	(freshman) - Al Cobb (10/20)
	(freshman) - Al Cobb (11/3)
	(freshman) - Al Cobb (11/24)
2015	(special teams) - Dillion Christopher (9/14)
	(offense) - Aaron Sanders (10/26)
2016	(defense) Ryan Francis (9/26)
2018	(offense) Reece Udinski (9/24)
2019	(defense) Kaleb Tucker (9/9)
	(special teams) Grant Clemons (10/7)
	(offense) Alex Ramsey (10/14)
	(special teams) Grant Clemons (10/14)
	(offense) Jakob Herres (11/25)
	(defense) Jarrod Richmond (11/25)
2020-21	(defense) Connor Riddle (3/1)
	(offense) Jakob Herres (3/29)
	(offense) Seth Morgan (4/19)
	(defense) Stone Snyder (4/19)
2022	(special teams) Jerry Rice (11/7)
2023	(offense) Hunter Rice (11/20)
	(defense) Evan Eller (11/20)
	(special teams) Jack Culbreath (10/23)
	(special teams) Jack Culbreath (9/25)
	(defense) Alex Oliver (9/4)

Defensive Player of the Year Awards

SEASON	NAME, CLASS, POSITION
2020-21	Stone Snyder, '23, LB
2021	Stone Snyder, '23, LB

All-Conference Players

First Team All-Big South

SEASON	NAME	CLASS	POSITION
2003.06	Sean Mizzer	'06	RB
2003	Sam Brown	'04	OL
2003.05	Vicheal Foxx	'05	DT
2003	Derik Screen	'04	LB
2003	Musa Sarki	'04	DB
2003	Matt Sharpe	'04	PK
2004.05	Zohn Burden	'06	WR
2004.05	Justin Huggard	'06	LB
2004.05	Robert Mason	'06	DB
2004	Ross Booth	'05	LS
2005	Jeremy Ward	'06	OL
2006	Eric Hall	'06	DL
2006	Jamaal Walton	'06	DB
2007	Tommy Lloyd	'08	DE
2007	Tim Maypray	'09	KR
2009	Tim Maypray	'10	PR
2010	Josh Wine	'11	DT
2010	Michael Rainey-Wiles	'11	PR/KR
2010	A.J. Gross	'12	LB
2011	A.J. Gross	'12	LB
2011	Rob Bailey	'12	OL
2012	Charlie Jones	'13	DL

..... (defense) - Emilio Calvin - defensive end (10/26)
 2010 (special teams) - Michael Rainey-Wiles - PR (9/6)
 (defense) - A.J. Gross - linebacker (10/4)
 2011 (defense Co-) - Byron Allen - linebacker (10/17)
 (offense) - Eric Kordenbrock - quarterback (11/7)
 2012 (defense) Adam Morgan, safety (10/8)
 2013 (offense) - Eric Kordenbrock - quarterback (9/9)
 (freshman) - Matthew Nicholson - wide receiver (9/30)
 (special teams) - Dillon Christopher - kicker (11/11)

Big South Players of the Week

SEASON	(AWARD)	NAME	POSITION	(DATE)
2003	(freshman)	Adam Peters	punter	(8/30)
.....	(offense)	Sean Mizzer	running back	(9/6)
.....	(defense)	Vicheal Foxx	defensive tackle	(10/4)
.....	(defense)	Justin Huggard	linebacker	(10/11)
.....	(special teams)	Matt Sharpe	placekicker	(10/18)
.....	(defense)	Derik Screen	linebacker	(10/25)
.....	(special teams)	Matt Sharpe	placekicker	(11/1)
2004	(defense)	Justin Huggard	linebacker	(9/20)
.....	(defense)	Robert Mason	defensive back	(10/18)
.....	(defense)	Robert Mason	defensive back	(11/22)
.....	(special teams)	Barrett Way	placekicker	(11/8)
2005	(offense)	Jonathan Wilson	quarterback	(9/5)
.....	(defense)	Justin Huggard	linebacker	(9/19)
.....	(defense)	Robert Mason	defensive back	(9/26)
.....	(defense)	Justin Huggard	linebacker	(10/3)
.....	(offense, Co-)	Jonathan Wilson	quarterback	(10/3)
.....	(defense)	Todd Baldwin	linebacker	(10/10)
.....	(special teams Co-)	Barrett Way	placekicker	(10/24)
2006	(offense)	Sean Mizzer	running back	(9/4)
.....	(defense)	Jamaal Walton	defensive back	(9/4)
.....	(freshman)	Tim Maypray	slotback	(10/9)
.....	(freshman)	Tim Maypray	slotback	(10/16)
.....	(freshman)	Christian Kelly	defensive back	(10/23)
.....	(freshman)	Kyle Hughes	quarterback	(11/20)
2007	(defense)	Joe Taylor	linebacker	(9/3)
.....	(offense)	Kyle Hughes	quarterback	(10/1)
.....	(freshman)	Bryan Barnson	wide receiver	(10/1)
.....	(offense)	Tim Maypray	slotback	(10/15)
.....	(offense)	Tim Maypray	slotback	(11/5)
.....	(special teams)	Tim Maypray	slotback	(11/19)
2008	(offense)	Tim Maypray	quarterback	(9/8)
.....	(special teams)	Greg Stevens	kicker	(9/22)
.....	(offense)	Tim Maypray	quarterback	(10/13)
.....	(defense)	A.J. Gross	linebacker	(10/13)
.....	(offense)	Tim Maypray	quarterback/slotback	(11/24)
2009	(special teams Co-)	Tim Maypray	punt ret.	(10/6)
.....	(offense)	Howard Abegesah	running back	(10/26)


Records - Scoring



Thomas Haskins
308 Career Points



Tim Maypray
228 Career Points



Craig Jones
221 Career Points



Jerry Rice
197 Career Points

Career Leaders - Scoring

Most Points Scored			Most 2-Pt. Conversions Attempted		
Thomas Haskins	308	1993-96	Howard Dyer	27	1958-60
Kyle Hughes	236	2006-09	Bobby Mitchell	12	1959-61
Tim Maypray	228	2006-09			
Craig Jones	221	1976-79	Most Kick PAT's Made		
Jerry Rice	197	2020-22	Matt Sharpe	95	2001-03
Sean Mizzer	186	2002-06	Dillon Christopher	90	2013-16
Dillon Christopher	177	2013-16	Jeff Sexton	86	2009-12
Matt Sharpe	176	2001-03	Jerry Rice	80	2020-22
Floyd Allen	176	1978-81	Mike Harris	73	1995-98
Marcus Mines	164	1989-92	Craig Jones	56	1976-79
Mike Harris	154	1995-98	Grant Clemons	55	2017-19
			Barrett Way	55	2004-06
			Wade Hawkins	53	1987-90
			Mike Harris	51	1995-96
Most Touchdowns			Most Kick PAT's Attempted		
Thomas Haskins	50	1993-96	Matt Sharpe	101	2001-03
Tim Maypray	38	2006-09	Dillon Christopher	97	2013-16
Sean Mizzer	31	2002-06	Jeff Sexton	92	2009-12
Floyd Allen	29	1978-81	Jerry Rice	83	2020-22
Marcus Mines	27	1989-92	Mike Harris	78	1995-98
Jakob Herres	26	2018-21	Grant Clemons	61	2017-19
Alex Ramsey	22	2017-19	Barrett Way	61	2004-06
Hunter Rice	23	2021-present	Craig Jones	60	1976-79
Mark Stock	20	1985-88	Wade Hawkins	57	1987-90
Tony Scales	19	1989-92	Mike Harris	56	1995-96
Chaz Jones	19	2008-11	Most Field Goals Made		
Kim Glidewell	18	1973-76	Craig Jones	55	1976-79
Bobby Jordan	18	1954-57	Jerry Rice	39	2020-22
Ronnie Moore	17	1972-75	Wade Hawkins	31	1987-90
Howard Dyer	17	1958-60	Barrett Way	29	2004-06
Derrick Zigar	17	2012-15	Dillon Christopher	29	2013-16
			Matt Sharpe	27	2001-03
			Mike Harris	27	1995-98
			Grant Clemons	23	2017-19
			Jeff Sexton	18	2009-12
			Mike Cole	17	1971-73
			Geoff Goff	16	1991-94
			Lee Wimbish	16	1980-83
Most Touchdowns Responsible For (Includes TD Passes)			Most Field Goals Attempted		
Thomas Haskins	53	1993-96	Craig Jones	83	1976-79
Reece Udinski	51	2017-20	Dillon Christopher	54	2013-16
Al Cobb	49	2014-16	Wade Hawkins	52	1987-90
Joey Gibson	47	1999-2002	Jerry Rice	48	2020-22
Jonathan Wilson	42	2003-06	Mike Harris	48	1995-98
Tim Maypray	42	2006-09	Matt Sharpe	38	2001-03
Howard Dyer	39	1958-60	Barrett Way	37	2004-06
Kyle Hughes	39	2006-09	Grant Clemons	36	2017-19
			Jeff Sexton	35	2009-12
			Two tied		32
Most Points Responsible For			Highest Field Goal Pct. (min. 20 att.)		
Thomas Haskins	326	1993-96	Jerry Rice	81.3%	2020-22
Reece Udinski	308	2017-20	Barrett Way	78.4%	2004-06
Al Cobb	296	2014-16	Rick Tufaro	71.4%	1974-75
Joey Gibson	286	1999-2002	Matt Sharpe	71.1%	2001-03
Howard Dyer	256	1958-60	Craig Jones	66.3%	1976-79
Tim Maypray	256	2006-09			
Jonathan Wilson	256	2003-06			
Most Points Scored by Kicking					
Craig Jones	221	1976-79			
Jerry Rice	197	2020-22			
Dillon Christopher	177	2013-16			
Matt Sharpe	176	2001-03			
Mike Harris	154	1995-98			
Jerry Rice	148	2020-21			
Wade Hawkins	146	1987-90			
Most 2-Pt. Conversions Scored					
Don Kern	6	1958-60			
Three Tied	4				

Single-Season Leaders

Individual		
Most Points Scored		
Alex Ramsey	134	2019
Thomas Haskins	106	1995
Thomas Haskins	92	1996
Matt Sharpe	91	2003
Jerry Rice	90	2021
Hunter Rice	84	2023
Most Points Responsible for		
Joey Gibson	146	2002
Howard Dyer	138	1960
Al Cobb	132	2014
Reece Udinski	128	2018
Reece Udinski	114	2019
Jonathan Wilson	108	2003
Most Touchdowns Scored		
Alex Ramsey	22	2019
Thomas Haskins	17	1995
Thomas Haskins	15	1996
Hunter Rice	14	2023
Johnny Mapp	13	1953
Floyd Allen	13	1981
Tim Maypray	13	2008
Most Touchdowns Responsible for		
Joey Gibson	24	2002
Al Cobb	22	2014
Reece Udinski	21	2018
Howard Dyer	20	1960
Reece Udinski	19	2019
Jonathan Wilson	18	2003
Most PAT's by Placement		
Greg Stevens	48	2008
Matt Sharpe	40	2003
Jerry Rice	39	2021
Grant Clemons	38	2019
Matt Sharpe	37	2002
Dillon Christopher	33	2014
Mike Harris	29	1995
Dillon Christopher	28	2013
Patrick Sweeney	27	2007
Jeff Sexton	26	2009
Most 2-pt Conversions, Running		
Sam Horner	3	1958
Most 2-pt Conversion, Passing		
Howard Dyer	9	1960
Most 2-pt Conversions, Receiving		
John Henc	3	1967
Dick Willard	3	1960
Don Kern	3	1960
Team		
Most Touchdowns Scored	51	2008
Fewest Touchdowns Scored	9	1971 & 1997
Most Points Scored	378	2008
Fewest Points Scored	77	1999

Single-Game Leaders

Individual

Most Points Scored

Alex Ramsey.....	36.....	Samford, 2019
Thomas Haskins.....	28.....	Liberty, 1995
Bobby Jordan.....	28.....	Stetson, 1956
Hunter Rice.....	24.....	Western Carolina, 2023
Tim Maypray.....	24.....	Presbyterian, 2008
Thomas Haskins.....	24.....	The Citadel, 1996
Stinson Jones.....	24.....	Buffalo, 1961
Donn Kern.....	24.....	George Washington, 1960
Johnny Mapp.....	24.....	Catawba, 1953

Most Points Responsible For

Al Cobb.....	38.....	Gardner-Webb, 2014
Alex Ramsey.....	36.....	Samford, 2019
Tony Scales.....	34.....	William & Mary, 1990
Dave Brown.....	30.....	The Citadel, 1986
Bobby Mitchell.....	30.....	Buffalo, 1961
Reece Udinski.....	30.....	The Citadel, 2018

Most Touchdowns Scored

Alex Ramsey.....	6.....	Samford, 2019
Hunter Rice.....	4.....	Western Carolina, 2023
Tim Maypray.....	4.....	Presbyterian, 2008
Thomas Haskins.....	4.....	The Citadel, 1996
Thomas Haskins.....	4.....	Liberty, 1995
Don Kern.....	4.....	George Washington, 1960
Stinson Jones.....	4.....	Buffalo, 1961
Bobby Jordan.....	4.....	Stetson, 1956
Johnny Mapp.....	4.....	Catawba, 1953

Most Touchdowns Responsible For

Al Cobb.....	6.....	Gardner-Webb, 2014
Alex Ramsey.....	6.....	Samford, 2019
Tony Scales.....	5.....	William & Mary, 1990
Dave Brown.....	5.....	The Citadel, 1986
Bobby Mitchell.....	5.....	Buffalo, 1961
Reece Udinski.....	5.....	The Citadel, 2018

Most Rushing Touchdowns

Alex Ramsey.....	6.....	Samford, 2019
Thomas Haskins.....	4.....	Liberty, 1995 & The Citadel, 1996
Hunter Rice.....	4.....	Western Carolina, 2023

Most Touchdown Passes Caught

Jakob Herres.....	3.....	Wofford, 2020
Teray Frost.....	3.....	Morehead State, 1998
Dan Lyle.....	3.....	William & Mary, 1990
Stinson Jones.....	3.....	Buffalo, 1961
Dick Evans.....	3.....	Davidson, 1959
Dick Evans.....	3.....	George Washington, 1959

Most PAT Placements Scored

Greg Stevens.....	9.....	Chowan, 2008
David Tyler.....	8.....	Central Florida, 1982

Most Points Via Conversions (all methods)

Greg Stevens.....	9.....	Chowan, 2008
David Tyler.....	8.....	Central Florida, 1982

Most 2-point Conversions Rushing

Thomas Haskins.....	2.....	Liberty, 1995
Tony Scales.....	2.....	William & Mary, 1990
Don Kern.....	2.....	The Citadel, 1959

Most 2-point Conversions Passing

Howard Dyer.....	3.....	Virginia, 1960
------------------	--------	----------------

Most 2-point Conversions Receiving

John Hince.....	2.....	Davidson, 1967
-----------------	--------	----------------

Most Field Goals

Craig Jones.....	5.....	William & Mary, 1977
Jerry Rice.....	5.....	Chattanooga, 2021
.....	5.....	Samford, 2022
Matt Sharpe.....	4.....	Coastal Carolina, 2003
Matt Sharpe.....	4.....	Gardner-Webb, 2003
Craig Jones.....	4.....	Appalachian State, 1976
Barrett Way.....	3.....	Gardner-Webb, 2005
Matt Sharpe.....	3.....	Charleston Southern, 2003
Wade Hawkins.....	3.....	East Tennessee State, 1989
Lee Wimbish.....	3.....	Furman, 1980
Craig Jones.....	3.....	Richmond, 1978
Don Cupit.....	3.....	The Citadel, 1970

Highest Field Goal Percentage (min. 3 att.)


Craig Jones.....	100% (5-5)	William & Mary, 1977
Jerry Rice.....	100% (5-5)	Chattanooga, 2021
Matt Sharpe.....	100% (4-4)	Gardner-Webb, 2003
Geoff Goff.....	100% (4-4)	Appalachian State, 1994
Barrett Way.....	100% (3-3)	Charleston Southern, 2006
Barrett Way.....	100% (3-3)	Gardner-Webb, 2005
Craig Jones.....	100% (3-3)	Richmond, 1978
Lee Wimbish.....	100% (3-3)	Furman, 1980
Wade Hawkins.....	100% (3-3)	East Tennessee State, 1989

Team

Most Points Scored.....	69.....	Central Florida, 1982 & Chowan, 2008
Most Touchdowns Scored.....	10.....	Central Florida, 1982 & Chowan, 2008
Most Safeties Scored.....	1.....	16 Times, Last Mercer 2018
Most PAT Placements Scored.....	9.....	Central Florida, 1982 & Chowan, 2008
Most 2 pt. Conversions.....	4.....	Davidson, 1967
Most 2 pt. Conv. - rushing.....	3.....	UT-Chattanooga, 1992
Most 2 pt. Conv. - passing.....	3.....	Virginia, 1960
Most Points Via Conversions.....	10.....	Davidson, 1967
Most Field Goals.....	5.....	William & Mary, 1977
Largest Victory Margin.....	69.....	Central Florida, 1982
Largest Losing Margin.....	67.....	Cincinnati, 1953




(Right) Lee Wimbish (1980-83) equaled a school record by converting all three field goals he attempted against Furman as a freshman.



(Left) Floyd Allen (1978-81) scored 30 touchdowns in his career and ranks among the top five in career scoring, touchdowns, rushing yards, rushing attempts and 100-yard rushing games.

Records - Rushing



Thomas Haskins (1993-96) is VMI's all-time leading rusher (5,349 yards) and holds 21 school records.

Career Leaders

Most Net Rushing Yards

Thomas Haskins	5,349	1993-96
Sean Mizzer	3,733	2002-06
Floyd Allen	3,569	1978-81
Howard Abegesah	2,860	2006-09
Tony Scales	2,475	1989-92
Tim Maypray	2,456	2006-09
Marcus Mines	2,430	1989-92
Kim Glidewell	2,168	1973-76
Andre Gibson	2,097	1974-77

Most Rushing Attempts

Thomas Haskins	898	1993-96
Floyd Allen	860	1978-81
Sean Mizzer	741	2002-06
Kim Glidewell	614	1973-76
Tony Scales	562	1989-92
Howard Abegesah	512	2006-09

Most Rushing Touchdowns

Thomas Haskins	50	1993-96
Sean Mizzer	27	2002-06
Floyd Allen	27	1978-81
Marcus Mines	26	1989-92
Hunter Rice	23	2021-24
Tim Maypray	22	2006-09
Tony Scales	19	1989-92

Chaz Jones	18	2008-11
Kim Glidewell	18	1973-76
Howard Abegesah	16	2006-09
Sam Horner	16	1956-59

Most 100 Yd. Rushing Games

Thomas Haskins	24	1993-96
Sean Mizzer	18	2002-06
Floyd Allen	17	1978-81
Howard Abegesah	13	2006-09
Andre Gibson	9	1974-77
Ronnie Norman	9	1972-74

Most 200 Yd. Rushing Games

Thomas Haskins	10	1993-96
Tony Scales	2	1989-92

Most Consecutive 100 Yd. Rushing Games

Floyd Allen	6	1980
Thomas Haskins	5	1996
Sean Mizzer	4	2003
Andre Gibson	4	1977
Alex Ramsey	4	2019
Six people	3	

1,000 Yard-Club

	YEAR	ATT.	YARDS
Thomas Haskins	1996	286	1,698
Thomas Haskins	1995	248	1,548
Thomas Haskins	1994	258	1,509
Alex Ramsey	2019	266	1,326
Floyd Allen	1980	291	1,276
Tim Maypray	2008	195	1,266
Floyd Allen	1979	265	1,249
Sean Mizzer	2003	207	1,244
Andre Gibson	1977	256	1,218
Howard Abegesah	2007	223	1,121
Tony Scales	1991	185	1,105
Ronnie Norman	1974	205	1,045
Sean Mizzer	2006	209	1,022

Year-By-Year Leaders

YEAR	PLAYER	ATT	YARDS
1953	John Mapp	114	656
1954	Nick Servidio	124	534
1955	Sam Woolwine	100	480
1956	Sam Woolwine	107	507
1957	Sam Woolwine	105	531
1958	Sam Horner	102	612
1959	John Traynham	92	491
1960	Stinson Jones	82	289
1961	Stinson Jones	60	256
1962	Bill Davis	81	316
1963	Chuck Beale	61	284
1964	Granville Amos	68	312
1965	Tom Slater	123	489
1966	Bob Habasevich	80	317
1967	Bob Habasevich	187	663
1968	Tom Sowers	221	792
1969	Tom Sowers & Tom Byer	68	162
1970	Mac Bowman	84	162
1970	Mac Bowman	117	360
1971	Mac Bowman	224	732
1972	Mac Bowman	161	641
1973	Bruce Torbett	118	407
1974	Ronnie Norman	205	1,045
1975	Kim Glidewell	197	643
1976	Andre Gibson	121	566
1977	Andre Gibson	256	1,218
1978	Butch Hostetter	157	636
1979	Floyd Allen	265	1,249
1980	Floyd Allen	291	1,276
1981	Floyd Allen	264	861
1982	Stan Bass	197	680
1983	Trent Bridges	162	630
1984	Trent Bridges	132	455
1985	Dan Monahan	91	432
1986	Trent Bridges	68	283
1987	Joe France	108	395
1988	Scott Council	180	557
1989	Marcus Mines	118	638
1990	Tony Scales	134	544
1991	Tony Scales	185	1,105
1992	Tony Scales	147	577
1993	Thomas Haskins	106	594
1994	Thomas Haskins	258	1,509
1995	Thomas Haskins	248	1,548
1996	Thomas Haskins	286	1,698
1997	Avi Hopkins	157	623
1998	Gene Cauthen	93	351
1999	Gene Cauthen	78	298
2000	Gene Cauthen	143	566
2001	Gene Cauthen	187	710
2002	John Bell	136	522
2003	Sean Mizzer	207	1,244
2004	Sean Mizzer	176	729
2005	Nat Jackson	153	622
2006	Sean Mizzer	209	1,022
2007	Howard Abegesah	223	1,121
2008	Tim Maypray	195	1,266
2009	Howard Abegesah	171	954
2010	Chaz Jones	133	502
2011	Chaz Jones	157	629
2012	Jabari Turner	110	375
2013	Derrick Ziglar	148	768
2014	Deon Watts	113	502
2015	Derrick Ziglar	103	476
2016	Daz Palmer	125	491
2017	Daz Palmer	96	374
2018	Quan Myers	119	381
2019	Alex Ramsey	266	1,326
2020	Korey Bridy	91	344
2021	Korey Bridy	138	654
2022	Korey Bridy	138	488
2023	Hunter Rice	170	867

Single-Season Leaders

Individual

Most Rushing Attempts

Floyd Allen.....	291.....	1980
Thomas Haskins.....	286.....	1996
Alex Ramsey.....	266.....	2019
Floyd Allen.....	265.....	1979

Most Yards Gained Rushing

Thomas Haskins.....	1,698.....	1996
Thomas Haskins.....	1,548.....	1995
Thomas Haskins.....	1,509.....	1994
Alex Ramsey.....	1,326.....	2019
Floyd Allen.....	1,276.....	1980
Tim Maypray.....	1,266.....	2008
Floyd Allen.....	1,249.....	1979
Sean Mizzer.....	1,244.....	2003

Most Rushing Touchdowns

Alex Ramsey.....	22.....	2019
Thomas Haskins.....	17.....	1995
Thomas Haskins.....	15.....	1996
Hunter Rice.....	14.....	2023
Tim Maypray.....	12.....	2008
Floyd Allen.....	12.....	1981

Most 100 Yard Rushing Games

Thomas Haskins.....	8.....	1996
Floyd Allen.....	8.....	1980
Sean Mizzer.....	7.....	2003
Thomas Haskins.....	7.....	1995
Thomas Haskins.....	7.....	1994
Floyd Allen.....	7.....	1979
Ronnie Norman.....	7.....	1974

Most 200 Yard Rushing Games

Thomas Haskins.....	4.....	1996
---------------------	--------	------

Team

Most Rushing Attempts	703.....	1991
Fewest Rushing Attempts	312.....	2018
Most Net Rushing Yards	3,932.....	2008
Fewest Net Rushing Yards	687.....	2018
Most Rushing Touchdowns	37.....	2008
Fewest Rushing Touchdowns	3.....	1988, 1999

200-Yard Games

277.....	Thomas Haskins.....	The Citadel, 1996
266.....	Thomas Haskins.....	Chattanooga, 1996
251.....	Thomas Haskins.....	Richmond, 1994
250.....	Thomas Haskins.....	The Citadel, 1994
246.....	Floyd Allen.....	Furman, 1979
241.....	Thomas Haskins.....	Appalachian State, 1996
235.....	Tim Maypray.....	Presbyterian, 2008
227.....	Thomas Haskins.....	Chattanooga, 1996
225.....	Thomas Haskins.....	Appalachian State, 1994
224.....	Thomas Haskins.....	The Citadel, 1993
215.....	Tim Sowers.....	Davidson, 1968
210.....	Thomas Haskins.....	Richmond, 1996
209.....	Marcus Mines.....	West Virginia Tech, 1992
208.....	Hunter Rice.....	Chattanooga, 2023
207.....	Alex Ramsey.....	Wofford, 2019
206.....	Sean Mizzer.....	Davidson, 2003
205.....	Tony Scales.....	Appalachian State, 1991
204.....	Tony Scales.....	Richmond, 1991
200.....	Thomas Haskins.....	Appalachian State, 1995



Sean Mizzer (2002-06) ranks second in VMI's record book with 3,733 career rushing yards and led the Keydets in rushing for three seasons.

Single-Game Leaders

Individual

Most Rushing Attempts

Tom Sowers.....	52.....	Davidson, 1968
Floyd Allen.....	44.....	Western Carolina, 1981
Thomas Haskins.....	39.....	Appalachian State, 1996
Floyd Allen.....	39.....	Furman, 1979
Floyd Allen.....	38.....	William & Mary, 1980
Thomas Haskins.....	38.....	Appalachian State, 1996

Three Players Each 100 Yards Rushing

H. Abegesah (157), K. Hughes (136), J. Robinson (100).....	Robert Morris, 2007
T. Scales (167), M. Mines (113), S. Council (110).....	East Tennessee State, 1991

Two Players Each 100 Yards Rushing

Howard Abegesah (112), Cam Jones (100).....	Army, 2009
Tim Maypray (235), Howard Abegesah (151).....	Presbyterian, 2008
Tim Maypray (116), Zach Collins (112).....	Saint Francis, 2008
Sean Mizzer (206), T.J. Snelling (109).....	Davidson, 2003
T.J. Snelling (135), Sean Mizzer (121).....	Liberty, 2002
Thomas Haskins (227), Jason White (101).....	Chattanooga, 1996
Tony Scales (204), Scott Council (191).....	Richmond, 1991
Tony Scales (161), Marcus Mines (112).....	Western Carolina, 1991
Floyd Allen (190), Butch Hostetter (101).....	Appalachian State, 1979
Ronnie Norman (121), Kim Glidewell (157).....	William and Mary, 1974
Ronnie Norman (173), Kim Glidewell (114).....	Colgate, 1974

Team

Most Rushing Attempts	90.....	East Tennessee State, 1990
Fewest Rushing Attempts	18.....	Richmond, 2013
Most Net Rushing Yards	531.....	Richmond, 1991
Fewest Net Rushing Yards	-28.....	East Tennessee State, 2018
Most Rushing Touchdowns	10.....	Central Florida, 1982

Records - Passing



Joey Gibson (1999-2002) is third in career passing touchdowns with 38 and ranks fourth in yards with 5,607.

Career Leaders

Most Passing Yards		(149/286, 2453 yds., 22 TD, 14 int.)
Reece Udinski.....	7,877.....	2017-20
Al Cobb.....	7,727.....	2014-16
Eric Kordenbrock.....	6,142.....	2010-13
Joey Gibson.....	5,607.....	1999-2002
Dave Brown.....	5,603.....	1985-88
Jonathan Wilson.....	5,096.....	2003-06
Most Completions		
Reece Udinski.....	783.....	2017-20
Al Cobb.....	703.....	2014-16
Eric Kordenbrock.....	567.....	2010-13
Joey Gibson.....	465.....	1999-2002
Seth Morgan.....	453.....	2019-22
Jonathan Wilson.....	419.....	2003-06
Dave Brown.....	416.....	1985-88
Most Attempts		
Reece Udinski.....	1,268.....	2017-20
Al Cobb.....	1,134.....	2014-16
Eric Kordenbrock.....	1,032.....	2010-13
Joey Gibson.....	908.....	1999-2002
Dave Brown.....	780.....	1985-88
Al Lester.....	746.....	1994-97
Highest Completion Percentage		
Al Cobb.....	62.0%.....	2014-16
Reece Udinski.....	61.8%.....	2017-20
Seth Morgan.....	61.6%.....	2019-22
Jonathan Wilson.....	58.1%.....	2003-06
Eric Kordenbrock.....	53.9%.....	2010-13
Dave Brown.....	53.3%.....	1985-88
Howard Dyer.....	52.1%.....	1958-60
Pass Efficiency		
Howard Dyer.....	139.74.....	1958-60
Most Touchdown Passes		
Reece Udinski.....	48.....	2017-20
Al Cobb.....	43.....	2014-16
Joey Gibson.....	38.....	1999-2002
Eric Kordenbrock.....	32.....	2010-13
Dave Brown.....	28.....	1985-88
Jonathan Wilson.....	28.....	2003-06
Most 200 Yard Passing Games		
Reece Udinski.....	22.....	2017-20
Al Cobb.....	21.....	2014-16
Joey Gibson.....	13.....	1999-2002
Eric Kordenbrock.....	13.....	2010-13
Seth Morgan.....	13.....	2019-22
Jonathan Wilson.....	12.....	2003-06
Dave Brown.....	8.....	1985-88
Most 300 Yard Passing Games		
Al Cobb.....	11.....	2014-16
Reece Udinski.....	10.....	2017-20
Seth Morgan.....	6.....	2019-22
Eric Kordenbrock.....	4.....	2010-13
Joey Gibson.....	3.....	1999-2002
Dave Brown.....	3.....	1985-88
Most Interceptions Thrown		
Dave Brown.....	44.....	1985-88
Tom Schultze.....	43.....	1972-73
Al Comer.....	39.....	1982-85

Single-Season Leaders

Individual

Highest Pass Efficiency		
Howard Dyer.....	175.20.....	1959
(551/105, 1,072 yds, 13 TD, 2 int)		
Seth Morgan.....	153.46.....	2020
(122/171, 1,374 yds, 10 TD, 4 int)		
Reece Udinski.....	136.28.....	2020
(124/172, 1,087 yds, 7 TD, 2 int)		
Dave Brown.....	133.28.....	1986
(106/209, 1,995 yds, 10 TD, 14 int)		
Al Cobb.....	128.90.....	2014
(269/438, 2,971 yds., 20 TD, 10 int)		
Most Passes Attempted		
Reece Udinski.....	523.....	2018
Reece Udinski.....	479.....	2019
Al Cobb.....	438.....	2014
Al Comer.....	348.....	1985
Joey Gibson.....	348.....	2002
Eric Kordenbrock.....	344.....	2012
Most Passes Completed		
Reece Udinski.....	306.....	2019
Reece Udinski.....	302.....	2018
Al Cobb.....	269.....	2014
Al Cobb.....	238.....	2015
Seth Morgan.....	201.....	2021
Al Cobb.....	196.....	2016
Eric Kordenbrock.....	193.....	2012
Al Comer.....	185.....	1985
Most Pass Attempts Without an Interception		
Reece Udinski.....	368.....	2019
Most Yards Gained Passing		
Reece Udinski.....	3,276.....	2019
Reece Udinski.....	3,082.....	2018
Al Cobb.....	2,971.....	2014
Al Cobb.....	2,736.....	2015
Al Comer.....	2,380.....	1985
Joey Gibson.....	2,328.....	2002
Most TD Passes Thrown		
Reece Udinski.....	20.....	2018
Al Cobb.....	20.....	2014
Reece Udinski.....	19.....	2019
Joey Gibson.....	17.....	2002
Al Cobb.....	14.....	2015
Seth Morgan.....	14.....	2021
Dave Brown.....	13.....	1988
Best Pass Completion %		
Reece Udinski.....	72.1% (124-172).....	2020
Seth Morgan.....	71.3% (122-171).....	2020
Al Cobb.....	63.8% (196-307).....	2016
Kirk Monteleone.....	63.3% (76-120).....	2004
Jonathan Wilson.....	62.4% (184-295).....	2005
A.J. Augustine.....	58.9% (93-158).....	2013
Eric Kordenbrock.....	57.3% (137-239).....	2013
Most 200 Yard Passing Games		
Reece Udinski.....	11.....	2019
Al Cobb.....	9.....	2014
Joey Gibson.....	7.....	2002
Al Cobb.....	7.....	2015
Reece Udinski.....	7.....	2018
Al Cobb.....	6.....	2016
Seth Morgan.....	6.....	2021
Jonathan Wilson.....	6.....	2003
Al Comer.....	5.....	1985
Eric Kordenbrock.....	5.....	2012
Team		
Most Passes Attempted	585.....	2018
Fewest Passes Attempted	86.....	2008
Most Passes Completed	333.....	2018
Fewest Passes Completed	27.....	1955
Most Touchdown Passes	23.....	2018
Fewest Touchdown Passes	0.....	1989
Most Yards Gained Passing	3,439.....	2019
Fewest Yards Gained Passing	438.....	1955

1,000 Yard-Club

YEAR	COMP - ATT	YARDS
Reece Udinski.....	2019 306-479	3,276
Reece Udinski.....	2018 302-523	3,002
Al Cobb.....	2014 269-438	2,971
Al Cobb.....	2015 238-389	2,736
Al Comer.....	1985 185-348	2,328
Joey Gibson.....	2002 181-348	2,328
Jonathan Wilson.....	2003 168-296	2,260
Dave Brown.....	1988 178-329	2,141
Al Cobb.....	2016 196-307	2,020
Eric Kordenbrock.....	2012 193-344	2,008
Dave Brown.....	1986 106-209	1,995
Jonathan Wilson.....	2005 184-295	1,861
Eric Kordenbrock.....	2011 170-335	1,792
Tommy Schultze.....	1972 120-242	1,728
Eric Kordenbrock.....	2013 137-239	1,619
Joey Gibson.....	2001 144-276	1,572
Kelly Raber.....	1981 110-215	1,450
Joey Gibson.....	2000 120-236	1,439
Collin Ironside.....	2023 134-217	1,416
Tommy Schultze.....	1973 116-242	1,400
Seth Morgan.....	2020 122-171	1,374
Dave Brown.....	1987 126-228	1,368
Tony Scales.....	1992 69-153	1,312
Seth Morgan.....	2022 129-236	1,283
Hill Ellett.....	1966 105-205	1,281
Kelly Raber.....	1982 115-231	1,256
Hill Ellett.....	1965 98-210	1,254
Howard Dyer.....	1960 87-168	1,222
Dan Fritz.....	1980 83-186	1,202
Mark Lambert.....	1975 100-188	1,176
Murphy Sprinkel.....	1968 81-222	1,163
Al Lester.....	1995 100-207	1,159
A.J. Augustine.....	2013 93-158	1,149
Al Lester.....	1994 96-224	1,107
Al Comer.....	1984 96-224	1,107
Kyle Hughes.....	2007 58-113	1,097
Reece Udinski.....	2020 124-172	1,087
Howard Dyer.....	1959 55-105	1,072
Murphy Sprinkel.....	1969 95-287	1,004

Year-By-Year Leaders

YEAR	PLAYER	COMP - ATT	YARDS
1953.....	David Woolwine	32-78	440
1954.....	David Woolwine	35-105	530
1955.....	Bill Nebraska	14-49	216
1956.....	Duke Johnston	41-101	653
1957.....	Duke Johnston	37-90	520
1958.....	Bill Nebraska	26-67	497
1959.....	Howard Dyer	55-105	1,072
1960.....	Howard Dyer	87-168	1,222
1961.....	Bobby Mitchell	69-162	949
1962.....	Mark Mulrooney	24-68	263
1963.....	Butch Nunnally	53-124	744
1964.....	Charlie Snead	65-133	899
1965.....	Hill Ellett	92-210	1,254
1966.....	Hill Ellett	105-205	1,281
1967.....	Russ Quay	75-151	912
1968.....	Murphy Sprinkel	81-222	1,163
1969.....	Murphy Sprinkel	95-187	1,004
1970.....	Gary Shope	38-114	462
1971.....	Vern Beitzel	77-204	934
1972.....	Tommy Schultze	120-242	1,728
1973.....	Tommy Schultze	116-242	1,400
1974.....	Tony Farry	51-117	609
1975.....	Mark Lambert	100-188	1,176
1976.....	Robby Clark	40-96	516
1977.....	Robby Clark	54-105	867
1978.....	Robby Clark	70-173	872
1979.....	John Bangley	62-122	791
1980.....	Dan Fritz	83-186	1,202
1981.....	Kelly Raber	110-215	1,450
1982.....	Kelly Raber	115-231	1,256
1983.....	Al Comer	97-214	1,109
1984.....	Jim Daly	60-124	614
1985.....	Al Comer	185-348	2,380
1986.....	Dave Brown	106-209	1,995
1987.....	Dave Brown	126-228	1,386
1988.....	Dave Brown	178-329	2,141
1989.....	Tony Scales	16-43	337
1990.....	Tony Scales	39-93	751
1991.....	Tony Scales	30-82	613
1992.....	Tony Scales	69-153	1,312
1993.....	Spike Johnson	29-74	377
1994.....	Al Lester	96-224	1,107
1995.....	Al Lester	100-207	1,159
1996.....	Al Lester	77-146	765
1997.....	Al Lester	63-159	686
1998.....	Aaron Mitchell	53-102	916
1999.....	Joey Gibson	20-48	268
2000.....	Joey Gibson	120-236	1,439
2001.....	Joey Gibson	144-276	1,572
2002.....	Joey Gibson	181-348	2,328
2003.....	Jonathan Wilson	108-296	2,260
2004.....	Kirk Montealeone	76-120	808
2005.....	Jonathan Wilson	184-295	1,861
2006.....	Jonathan Wilson	45-92	759
2007.....	Kyle Hughes	58-113	1,097
2008.....	Kyle Hughes	21-52	478
2009.....	Kyle Hughes	47-99	697
2010.....	Cameron Jones	84-172	831
2011.....	Eric Kordenbrock	170-335	1,792
2012.....	Eric Kordenbrock	193-344	2,008
2013.....	Eric Kordenbrock	137-239	1,619
2014.....	Al Cobb	269-438	2,971
2015.....	Al Cobb	238-389	2,736
2016.....	Al Cobb	196-307	2,020
2017.....	Duncan Hodges	87-159	692
2018.....	Reece Udinski	302-523	3,082
2019.....	Reece Udinski	306-479	3,276
2020.....	Seth Morgan	122-171	1,374
2021.....	Seth Morgan	201-326	2,175
2022.....	Seth Morgan	129-236	1,283
2023.....	Collin Ironside	134-217	1,416

Single-Game Leaders

Individual

Highest Pass Efficiency (10-19 atts.)

Tony Scales.....404.79William & Mary, 1990
(9/12, 314 yds., 4TDs, 0 int)

Highest Pass Efficiency (20-29 atts.)

Dave Brown.....230.40The Citadel, 1986
(8/20, 320 yds., 4 TDs, 1 int)

Highest Pass Efficiency (30+ atts.)

Hill Ellett.....191.93Virginia, 1966
(22/32, 274 yds., 4 TDs, 0 int)

Most Passes Completed

Reece Udinski.....	49	The Citadel, 2018
Reece Udinski.....	43	Western Carolina, 2018
Reece Udinski.....	40	Samford, 2020
Reece Udinski.....	38	ETSU, 2019
Reece Udinski.....	37	Samford, 2019
Reece Udinski.....	37	Mercer, 2018
Seth Morgan.....	36	ETSU, 2020
Al Cobb.....	35	Wofford, 2015
Al Cobb.....	34	Gardner-Webb, 2014
Al Cobb.....	34	Bucknell, 2016
Eric Kordenbrock.....	34	Robert Morris, 2013
Al Cobb.....	33	Ball State, 2015
Seth Morgan.....	33	Furman, 2021
Eric Kordenbrock.....	31	Liberty, 2011

Most Passes Attempted

Reece Udinski.....	72	Western Carolina, 2018
Reece Udinski.....	70	Mercer, 2018
Reece Udinski.....	64	ETSU, 2019
Reece Udinski.....	64	The Citadel, 2018
Reece Udinski.....	57	Samford, 2020
Joey Gibson.....	57	East Tennessee State, 2001
Seth Morgan.....	56	Furman, 2021
Dave Brown.....	55	Marshall, 1988
Al Cobb.....	53	Gardner-Webb, 2014
Al Cobb.....	52	Wofford, 2015
Al Cobb.....	52	Bucknell, 2016
Reece Udinski.....	52	Chattanooga, 2018
Eric Kordenbrock.....	51	Robert Morris, 2013
Reece Udinski.....	51	Robert Morris, 2019

Highest Completion Percentage (At least 10 atts.)

Mark Lambert.....90.0% (9-10).....Virginia, 1975

Highest Completion Percentage (11-19 atts.)

Jonathan Wilson.....83.3% (15-18).....Davidson, 2005

Highest Completion Percentage (20-29 atts.)

Al Comer.....72.7% (16-22).....East Tennessee State, 1983

Highest Completion Percentage (30+ atts.)

Eric Kordenbrock.....71.9% (23-32).....Presbyterian, 2012

Most Yards Gained Passing

Reece Udinski.....	491	Western Carolina, 2018
Seth Morgan.....	472	Samford, 2021
Reece Udinski.....	447	The Citadel, 2018
Reece Udinski.....	434	Mercer, 2018
Dave Brown.....	422	Appalachian State, 1986
Seth Morgan.....	415	Furman, 2021
Al Cobb.....	399	Ball State, 2015
Al Cobb.....	396	The Citadel, 2014
Al Cobb.....	391	Mercer, 2015
Reece Udinski.....	390	Samford, 2019
Dave Brown.....	390	East Tennessee State, 1986
Seth Morgan.....	375	Wofford, 2020
Al Cobb.....	370	Wofford, 2015
Eric Kordenbrock.....	369	North Greenville, 2013

Most Touchdown Passes Thrown

Al Cobb.....	6	Gardner-Webb, 2014
Reece Udinski.....	5	The Citadel, 2018
Bobby Mitchell.....	5	Buffalo, 1961
Six Tied.....	4	Last done, 2013

Most Interceptions Thrown

Tom Schultz.....	6	Navy, 1973
Murphy Sprinkel.....	6	Boston College, 1968

Team

Most Passes Attempted.....73.....Western Carolina, 2018

Fewest Passes Attempted.....2.....The Citadel, 1955 & 1999

Most Passes Completed.....49.....The Citadel, 2018

Fewest Passes Completed.....0.....The Citadel, 1999

.....0.....Marshall, 1989

.....0.....Boston College, 1954

.....0.....The Citadel, 1953

Most Net Yards Passing.....491.....Western Carolina, 2018

Fewest Net Yards Passing.....-1.....Richmond, 2006

Most Touchdown Passes.....6.....Gardner-Webb, 2014

Most Passes Intercepted.....6.....Buffalo, 1961

Records - Receiving



Mark Stock (1985-88) had 17 career 100-yard receiving games

Career Leaders

Most Receptions		
Aaron Sanders	234	2013-16
Jakob Herres	226	2018-21
Leroy Thomas	168	2018-22
Mark Stock	165	1985-88
Zohn Burden	162	2002-05
Dane Forlines	161	2013-16
Ronnie Moore	153	1972-75
Chance Knox	134	2020-23
Javeon Lara	126	2016-19
Kris Thornton	120	2017-18
Gary Price	117	2002-05
James Wright	114	1984-87

Most Receiving Yards		
Mark Stock	3,091	1985-88
Aaron Sanders	2,733	2013-16
Jakob Herres	3,006	2018-21
Ronnie Moore	2,297	1972-75
Zohn Burden	2,111	2002-05
Javeon Lara	2,024	2016-19
Dane Forlines	1,813	2013-16
Dan Lyle	1,794	1989-92
Leroy Thomas	1,719	2018-22
James Wright	1,507	1984-87

Most Touchdown Receptions		
Jakob Herres	26	2018-21
Mark Stock	20	1985-88
Javeon Lara	16	2016-19
Zohn Burden	13	2002-05
Teray Frost	13	1997-2000
Tim Maypray	13	2006-09
Ronnie Moore	12	1972-75

Most Consecutive Games With A Reception		
Aaron Sanders	37	2013-16
Zohn Burden	34	2002-05
Gary Price	34	2002-05
Jakob Herres	27	2018-21
Kevin Solomon	23	1999-2002
Mark Stock	22	1985-88
Ronnie Moore	22	1972-73
Dane Forlines	21	2013-15

Most 100-Yard Receiving Games		
Mark Stock	17	1985-88
Jakob Herres	13	2018-21
Aaron Sanders	7	2013-17
Kris Thornton	7	2017-18
Zohn Burden	5	2002-05
Ronnie Moore	4	1972-75
Javeon Lara	4	2016-18

Two Players Each 100 Yards Receiving

Frank Easterly (118), Jimmy Burg (112)	Davidson, 1967
James Wright (154), Mark Stock (109)	Marshall, 1985
Mark Stock (159), Keith Washington (122)	The Citadel, 1986
Dontae Mauck (131), Aaron Sanders (118)	Ball State, 2015
Kris Thornton (110), Javeon Lara (143)	Western Carolina, 2018
Kris Thornton (155), Javeon Lara (150)	Mercer, 2018

Single-Season Leaders

Most Receptions		
Kris Thornton	87	2018
Aaron Sanders	84	2015
Jakob Herres	80	2020
Aaron Sanders	76	2016
Mark Stock	74	1988
Jakob Herres	72	2019
Aaron Sanders	58	2014
Zohn Burden	58	2005
Zohn Burden	57	2004
Dane Forlines	55	2016
Leroy Thomas	55	2021
Tom Radle	54	1982
Leroy Thomas	24	2019
Javeon Lara	53	2018

Most TD Receptions		
Mark Stock	9	1988
Carl Rhodes	9	1965
Dick Evans	9	1959
Jakob Herres	8	2020
Jakob Herres	8	2019
Mark Stock	8	1986
Sam Patterson	8	2013

Most 100 Yard Receiving Games		
Mark Stock	8	1988
Kris Thornton	6	2018
Mark Stock	5	1986
Jakob Herres	5	2019
Jakob Herres	4	2020
Javeon Lara	4	2018

500-Yard Club

YEAR	PLAYER	REC	YARDS
1988	Mark Stock	74	1,161
1986	Mark Stock	45	1,123
2019	Jakob Herres	72	1,091
2018	Kris Thornton	87	1,003
2020	Jakob Herres	80	978
2014	Aaron Sanders	58	901
2015	Aaron Sanders	84	892
2018	Javeon Lara	53	825
2002	Pedro Garcia	46	803
2016	Aaron Sanders	76	747
2005	Zohn Burden	58	742
1959	Dick Evans	35	698
2021	Michael Jackson	51	695
2015	Dane Forlines	53	690
1973	Ronnie Moore	46	676
1972	Ronnie Moore	40	673
1975	Ronnie Moore	47	662
1998	Teray Frost	37	654
2019	Javeon Lara	51	648
2013	Sam Patterson	38	646
1992	Dan Lyle	29	631
2000	Teray Frost	41	621
2007	Tim Maypray	31	615
1985	Mark Stock	31	605
2016	Dane Forlines	55	604
1995	Jeff Hubbard	40	603
2003	Zohn Burden	36	599
1982	Tom Radle	54	598
2004	Zohn Burden	57	595
2019	Leroy Thomas	54	594
2014	Doug Burton	38	581
1987	James Wright	37	566
2023	Aidan Twombly	38	558
2021	Leroy Thomas	55	557
2001	Pedro Garcia	48	540
2022	Chance Knox	58	535
2011	Tracy Hairston	40	521
1990	Dan Lyle	23	520
1965	Carl Rhodes	32	518
1968	Frank Easterly	36	508
2021	Jakob Herres	47	500
1967	Frank Easterly	43	506

Single-Game Leaders

Most Receptions		
Aaron Sanders	16	Mercer, 2015
Jakob Herres	15	Wofford, 2020
Jakob Herres	14	Samford, 2020
Jakob Herres	13	James Madison, 2020
Aaron Sanders	13	Ball State, 2015
Jeff Hubbard	13	Furman, 1995
Michael Jackson	13	Furman, 2021
Dane Forlines	12	Bucknell, 2016
Kris Thornton	12	Wofford, 2017

Most Receiving Yards		
Mark Stock	263	East Tennessee State, 1986
Mark Stock	220	Appalachian State, 1986
Aaron Sanders	218	Mercer, 2015
Aaron Sanders	215	Davidson, 2014
Michael Jackson	211	Samford, 2021
Tim Maypray	209	Charleston Southern, 2007
Jakob Herres	207	Wofford, 2020
Teray Frost	193	Morehead State, 1998
Jeff Hubbard	183	Furman, 1995
Jakob Herres	171	James Madison, 2020
Jakob Herres	166	Samford, 2020

Year-By-Year Leaders

YEAR	PLAYER	REC	YARDS
1953	Charlie Boyd	12	127
1954	Tom Dooley	11	229
1955	Dale Vaughn	6	92
1956	Bobby Jordan	14	249
1957	Bobby Jordan	19	317
1958	Carl Kasko	12	220
1959	Dick Evans	35	698
1960	Stinson Jones	26	394
1961	Kenny Reeder	26	323
1962	Kenny Reeder	12	159
1963	Joe Bush	20	333
1964	Joe Bush	18	232
1965	Carl Rhodes	32	518
1966	Bill McGowan	23	235
1967	Frank Easterly	43	506
1968	Frank Easterly	36	508
1969	Colby Trammell	29	324
1970	Steve Conlan	26	291
1971	Don Reisch	18	183
1972	Ronnie Moore	40	673
1973	Ronnie Moore	46	676
1974	Allen Morgan	21	308
1975	Ronnie Moore	47	662
1976	Johnny Garnett	23	329
1977	Johnny Garnett	23	371
1978	Robert Savage	22	358
1979	Brian Quisenberry	23	265
1980	Brian Quisenberry	16	238
1981	Teddy Gottwald	25	385
1982	Tom Radle	54	598
1983	Steve Pancham	33	334
1984	Steve Pancham	38	475
1985	Mark Stock	31	605
1986	Mark Stock	45	1,123
1987	James Wright	37	566
1988	Mark Stock	74	1,161
1989	Mark Rumph	16	276
1990	Dan Lyle	23	520
1991	Dan Lyle	16	424
1992	Dan Lyle	29	631
1993	Marlon Anderson	21	287
1994	Timmy Williams	23	476
1995	Jeff Hubbard	40	603
1996	Ed Pearson	22	262
1997	Richard Holland	37	464
1998	Teray Frost	37	654
1999	Aaron Yarbough	11	153
2000	Teray Frost	41	621
2001	Pedro Garcia	48	540
2002	Pedro Garcia	46	803
2003	Zohn Burden	36	599
2004	Zohn Burden	57	595
2005	Zohn Burden	58	742
2006	Willie Bell	17	340
2007	Tim Maypray	31	615
2008	Zach Collins	6	231
2009	Mario Scott	14	237
2010	T.J. Talley	35	407
2011	Tracy Hairston	40	521
2012	James Rogers	32	320
2013	James Rogers	39	435
2014	Aaron Sanders	58	901
2015	Aaron Sanders	84	892
2016	Aaron Sanders	76	747
2017	Kris Thornton	33	340
2018	Kris Thornton	87	1,003
2019	Jakob Herres	72	1,091
2020	Jakob Herres	80	978
2021	Michael Jackson	51	695
2022	Chance Knox	58	535
2023	Aidan Twombly	38	558

Records - Total Offense



Al Cobb (2014-16) was VMI's all-time leader in total offense and in numerous passing categories.

Career Leaders

Most Total Yards Gained

Al Cobb	8,019	2014-16
Reece Udinski	7,814	2017-20
Eric Kordenbrock	5,720	2010-13
Tony Scales	5,488	1989-92
Thomas Haskins	5,477	1993-96
Dave Brown	5,205	1985-88

Most Total Plays

Reece Udinski	1,450	2017-20
Al Cobb	1,317	2014-16
Eric Kordenbrock	1,138	2010-13
Dave Brown	1,072	1985-88
Al Lester	1,061	1994-97
Tony Scales	932	1989-92

Single-Season Leaders

Individual

Most Total Plays

Reece Udinski	600	2018
Reece Udinski	533	2019
Al Cobb	494	2014
Al Cobb	468	2015
Al Comer	460	1985

Most Total Yards Gained

Reece Udinski	3,155	2019
Al Cobb	3,095	2014
Reece Udinski	2,899	2018
Al Cobb	2,891	2015
Joey Gibson	2,597	2002
Al Comer	2,424	1985

Team

Most Total Plays	897	2018
Most Total Yards	4,887	2019
Fewest Total Yards	1,813	1969

Single-Game Leaders

Individual

Most Yards Total Offense

Seth Morgan	525	Samford, 2021
Reece Udinski	456	The Citadel, 2018
Seth Morgan	451	Wofford, 2020
Reece Udinski	443	Western Carolina, 2018
Seth Morgan	427	Furman, 2021
Reece Udinski	425	Mercer, 2018

Most Total Offensive Plays

Reece Udinski	78	Western Carolina, 2018
Reece Udinski	74	Mercer, 2018
Reece Udinski	69	The Citadel, 2018
Dave Brown	64	Marshall, 1988

Players With 100 Yards Rushing & Passing In A Game

Kyle Hughes (141 pass, 141 rush)	Richmond, 2009
Kyle Hughes (136 pass, 108 rush)	Robert Morris, 2007
Tony Scales (161 rush, 100 pass)	Western Carolina, 1991

Team

Most Total Plays	109	Western Carolina, 2018
	102	Wofford, 2020
	101	Mercer, 2018
	95	3x (twice 1990, 1x 2007)
Fewest Total Plays	38	Liberty, 2010
Most Total Offense	664	West Virginia Tech, 1992
Least Total Offense	61	Villanova, 1962
Most Total First Downs	34	West Virginia Tech, 1990
Fewest Total First Downs	2	Villanova, 1962
Most First Downs (Rush)	26	West Virginia Tech, 1990
Fewest First Downs (Rush)	1	Villanova & Virginia, 1962
		UT-Chattanooga, 1985
Most First Downs (Pass)	16	Appalachian State, 1988
Fewest First Downs (Pass)	0	11 Times, (Last Time-Old Dominion, 2009)

1,000-Yard Club

PLAYER	YEAR	RUSH-YDS	COMP-ATT	YARDS	TOTAL PLAYS	TOTAL YARDS	YARDS PER GAME
QB Reece Udinski	2019	54-(-121)	306-479	3,276	360	3,155	262.9
QB Al Cobb	2014	56-124	269-438	2,971	494	3,095	257.9
QB Reece Udinski	2018	77-183	302-523	3,082	600	2,899	263.5
QB Al Cobb	2015	79-155	238-389	2,736	468	2,891	289.1
QB Joey Gibson	2002	107-269	181-348	2,328	455	2,597	216.4
QB Al Comer	1985	112-44	185-348	2,380	460	2,424	220.4
QB Jonathan Wilson	2003	71-16	168-296	2,260	367	2,276	189.7
QB Seth Morgan	2021	70-191	201-326	2,175	396	2,366	236.6
QB Al Cobb	2016	48-13	196-307	2,020	355	2,033	225.9
QB Dave Brown	1988	87-(-170)	178-329	2,141	416	1,971	183.7
QB Dave Brown	1986	99-96	106-209	1,995	308	1,899	189.9
QB Eric Kordenbrock	2012	36-(-118)	193-344	2,008	380	1,890	171.8
QB Tony Scales	1992	147-1,312	69-153	1,312	300	1,889	171.7
QB Jonathan Wilson	2005	91-6	184-295	1,861	386	1,867	169.7
TB Thomas Haskins	1996	292-1,698	2-6	60	292	1,758	159.8
QB Tony Scales	1991	185-1,105	30-82	613	267	1,718	156.2
QB Eric Kordenbrock	2011	22-(-134)	170-335	1,792	357	1,658	150.7
QB Joey Gibson	2001	49-47	144-276	1,572	325	1,619	202.4
QB Seth Morgan	2020	56-221	122-171	1,374	227	1,595	227.9
TB Thomas Haskins	1995	248-1,548	0-2	0	250	1,548	140.7
QB Tim Maypray	2008	195-1,406	9-19	255	214	1,521	138.3
TB Thomas Haskins	1994	258-1,509	0-1	0	259	1,509	137.2
QB Kelly Raber	1981	79-39	110-215	1,450	294	1,489	148.9
QB Eric Kordenbrock	2013	23-(-131)	137-239	1,619	262	1,488	212.6
QB Howard Dyer	1960	92-256	87-168	1,222	260	1,478	147.8
QB Kelly Raber	1982	93-170	115-231	1,256	324	1,426	129.6
QB Collin Inside	2023	64-1	134-217	1,416	281	1,417	177.1
QB Joey Gibson	2000	61-(-36)	120-236	1,439	297	1,403	175.4
QB Tom Schultze	1972	89-(-360)	120-242	1,728	331	1,360	123.6
QB Al Lester	1995	108-199	100-207	1,159	315	1,358	123.5
RB Alex Ramsey	2019	266-1,326	0-0	0	266	1,326	110.5
QB Dave Brown	1987	96-(-73)	126-228	1,368	324	1,295	117.7
QB Tony Scales	1990	134-544	39-93	751	227	1,295	117.7
TB Floyd Allen	1980	291-1,276	0-0	0	291	1,276	116.0
TB Floyd Allen	1979	265-1,249	0-0	0	265	1,249	113.5
QB Seth Morgan	2022	31-(-39)	129-236	1,283	160	1,244	138.2
TB Andre Gibson	1977	256-1,218	2-5	25	261	1,243	113.0
QB Tom Schultze	1973	65-(-158)	116-242	1,400	307	1,242	112.9
QB Hill Ellett	1965	77-(-36)	98-210	1,254	287	1,218	121.8
QB Hill Ellett	1966	60-(-84)	105-205	1,281	265	1,197	119.7
QB Howard Dyer	1959	56-110	55-105	1,072	161	1,182	118.2
QB A.J. Augustine	2013	60-15	93-158	1,149	218	1,161	105.5
QB Reece Udinski	2020	34-150	124-172	1,087	206	1,145	286.2
QB Al Comer	1983	61-6	97-214	1,109	275	1,115	101.4
QB Mark Lambert	1975	46-(-64)	100-188	1,176	234	1,112	101.1
QB Russ Quay	1967	106-196	72-151	912	178	1,108	110.8
TB Ronnie Norman	1974	205-1,045	0-0	0	205	1,045	96.4
QB Al Lester	1994	51-(-77)	96-224	1,107	275	1,030	93.6
TB Sean Mizzer	2006	209-1,022	0-0	0	209	1,022	92.9
QB Dan Fritz	1980	68-(-188)	83-186	1,202	254	1,014	92.2
QB Murphy Sprinkel	1968	93-(-157)	81-222	1,163	315	1,006	100.6
QB Aaron Mitchell	1998	160-85	53-102	916	262	1,001	91.0

Records - All-Purpose/Longest Plays



Tim Maypray broke the single-game all-purpose yards mark by totaling 346 yards against Charleston Southern in 2007.

Single-Season Leaders

All Purpose Yards

Thomas Haskins	2,134	1995
Thomas Haskins	2,092	1996
Mark Stock	2,011	1988
Thomas Haskins	2,005	1994
Tim Maypray	1,976	2007
Alex Ramsey	1,649	2019
Sean Mizzer	1,509	2003
Sean Mizzer	1,480	2004
Floyd Allen	1,451	1979

Single-Game Leaders

All-Purpose Yards

Tim Maypray	346	Charleston Southern, 2007
Tim Maypray	332	Presbyterian, 2008
Thomas Haskins	328	Richmond, 1994
Thomas Haskins	326	The Citadel, 1994
Thomas Haskins	325	The Citadel, 1996
Thomas Haskins	309	UT-Chattanooga, 1995
Thomas Haskins	303	Liberty, 1995
Mark Stock	296	East Tennessee State, 1986
Thomas Haskins	292	The Citadel, 1993

Players With 100 Yards Rushing & Receiving In A Game

Sean Mizzer (106 rushing, 104 receiving)	Western Carolina, 2002
--	------------------------

Career Leaders

Most All-Purpose Yardage

Thomas Haskins	7,405	1993-96
Tim Maypray	6,129	2006-09
Sean Mizzer	5,736	2002-06
Ronnie Moore	4,652	1972-75
Mark Stock	4,366	1985-88
Floyd Allen	4,131	1978-81
James Wright	3,248	1984-87
Teray Frost	3,204	1999-2000

Most Attempts

Thomas Haskins	1,022	1993-96
Floyd Allen	911	1978-81
Sean Mizzer	869	2002-06
Kim Glidewell	646	1973-76

Longest Plays

Longest Run From Scrimmage

Granville Amos	98	William & Mary, 1964
Marcus Mines	85	West Virginia Tech, 1992
Andre Gibson	85	Furman, 1976
Michael Rainey-Wiles	83	Lock Haven, 2007
Johnny Mapp	83	Catawba, 1953
Mike Patterson	81	Virginia, 1964
Thomas Haskins	80	UT-Chattanooga, 1995
Pete Mazik	80	Virginia Tech, 1962
Rashad Raymond	80	Mercer, 2021

Longest Pass Play

Brown-Stock	93	Appalachian State, 1986
Hughes-Collins	90	Coastal Carolina, 2008
Hughes-Maypray	87	Charleston Southern, 2007
Brown-Stock	85	East Tennessee State, 1986
Johnston-Jordan	85	Lehigh, 1956
Clark-Garnett	84	Furman, 1977
Kordenbrock-Lewis	83	Gardner-Webb, 2011
Morgan-Lewis	81	Stony Brook, 2011
Kordenbrock-Turner	81	The Citadel, 2012
Three Tied (Last Cobb-Mauck)	80	Ball State, 2015

Longest Interception Return

Andy Tucker	100	Richmond, 1961
Robert Mason	90	Lehigh, 2005
Vern Keefer	86	Davidson, 1958
Kerr Kump	80	Boston College, 1967
Justin Huggard	70	Charleston Southern, 2003
Mike Mayo	69	The Citadel, 1986

Longest Kickoff Return

Richard Holland	100	Furman, 2000
Greg Sanders	99	Wofford, 2015
Tim Maypray	99	The Citadel, 2007

Pete Johnson	97	Villanova, 1958
Sam Woolwine	93	Richmond, 1956
John Traynham	90	Marshall, 1961
Ronnie Moore	89	Davidson, 1975

Longest Punt Return

Chris Witts	87	Davidson, 1989
Tim Maypray	86	Gardner-Webb, 2009
Kerr Kump	84	William & Mary, 1968
Robert Savage	70	Lehigh, 1978
Gary McNeal	70	William & Mary, 1976
Ronnie Moore	66	Davidson, 1974

Longest Field Goal

Matt Maxey	57	Georgia Southern, 2000
Grant Clemons	56	Samford, 2019
Dillon Christopher	55	Western Carolina, 2015
Barrett Way	53	Liberty, 2004
Matt Sharpe	53	Coastal Carolina, 2003
Dillon Christopher	52	Gardner-Webb, 2013
Dillon Christopher	52	Bucknell, 2013
Lee Wimbish	52	Richmond, 1980
Barrett Way	51	Gardner-Webb, 2005
Mike Harris	51	Richmond, 1997
Dillon Christopher	51	ETSU, 2016
Craig Jones	50	William & Mary, 1977
Caden Beck	50	The Citadel, 2023

Longest Punt

Jack Culbreath	76	Samford, 2023
Brent Barth	73	Appalachian State, 2000
Brent Barth	70	Appalachian State, 2001
Bill Hogan	69	Catawba, 2017
Sam Horner	68	Villanova, 1958
Three Tied	67	Last B. Hogan, 2016 at Chattanooga

Records - Returns/Punting

Career Return Leaders

Most Kickoff Returns

Mason Dermott.....	1062015-18
Tim Maypray.....	982006-09
James Wright.....	821984-87
Ronnie Moore.....	761972-75
Thomas Haskins.....	731993-96

Most Kickoff Return Yardage

Mason Dermott.....	22362015-18
Tim Maypray.....	21812006-09
James Wright.....	16401984-87

Most Punt Returns

Ronnie Moore.....	651972-75
Mark Stock.....	631985-88
Gary McNeal.....	561975-78

Most Punt Return Yardage

Ronnie Moore.....	7411972-75
Mark Stock.....	5301985-88
Gary McNeal.....	5181975-78

Most Interception Return Yards Gained

Kerr Kump.....	2611966-68
Stinson Jones.....	2051958-61
Mike Mayo.....	2051984-87

Most Interception Return Touchdowns

Stinson Jones.....	21958-61
--------------------	---	--------------

Single-Game Return Leaders

Most Kickoff Return Yards

Titus Green.....	207Furman, 2001
------------------	-----	-------------------

Most Punt Return Yards

Ronnie Moore.....	169Davidson, 1974
-------------------	-----	---------------------

Most Yards Gained on Interception Returns

Andy Tucker.....	100Richmond, 1961
------------------	-----	---------------------

Single-Game Punting Leaders

Individual

Most Punts

Jim Bailey.....	13West Virginia, 1969
-----------------	----	--------------------------

Most Total Yards Punting

Jim Bailey.....	472West Virginia, 1969
-----------------	-----	--------------------------

Team

Most Punts.....	13West Virginia, 1969
-----------------	----	--------------------------

.....	13Virginia, 2013
-------	----	---------------------

Most Total Yards Punting.....	472West Virginia, 1969
-------------------------------	-----	--------------------------

Single-Season Return Leaders

Individual

Most Yardage, Kickoff Returns

Mason Dermott.....	9752016
Tim Maypray.....	9722009
Tracy Hairston.....	9652011
Tim Maypray.....	8892007
Mason Dermott.....	8782017
Rajah Jenkins.....	7632008
Kevin Solomon.....	7502002
Titus Green.....	6342001
Richard Holland.....	6282000
Bryant McMillian.....	5591991
Mario Scott.....	5542010

Most Yardage Punt Returns

Eddie Willis.....	3491965
Kerr Kump.....	3271968
Mark Stock.....	2601988

Most Yardage, Interception Returns

Kerr Kump.....	1601967
Stinson Jones.....	1271961
Andy Tucker.....	1221961
Kerr Kump.....	1011968

Team

Most Yards, Interception Returns.....	3341961
---------------------------------------	-----	-----------

Single-Season Punting Leaders

Individual

Most Punts

Jim Bailey.....	1011969
Jim Bailey.....	931970
Jim Bailey.....	821971

Best Punting Average

Brent Barth.....	47.42002
Jack Culbreath.....	43.72021
Jack Culbreath.....	43.62022
Jack Culbreath.....	43.52023
Sam Horner.....	42.61958
Bobby Jordan.....	42.41955



Top - Ronnie Moore (1972-75) amassed the most punt return yards in school history.



Brent Barth (1999-02) averaged over 42 yards per punt in his career, the best-ever by a Keydet punter.

Career Punting Leaders

Most Punts

Jim Bailey.....	2761969-71
Brent Barth.....	2721999-2002
Adam Peters.....	2212003-06
Brian Southard.....	2161989-92

Most Yards

Brent Barth.....	11,4381999-2002
Jim Bailey.....	10,1271969-71
Adam Peters.....	8,7002003-06
Jack Culbreath.....	8,5412020-23
Brian Southard.....	7,8231989-92

Highest Average (min. 60 punts)

Jack Culbreath.....	42.92020-23 (199 punts / 8,541 yards)
Brent Barth.....	42.11999-2002 (272 punts for 11,438 yards)
Sam Horner.....	41.81956-59 (65 punts for 2,718 yards)

Records - Defense



John Willison (1973-76) makes one of his school-record 257 career solo tackles.

Career Leaders

Interceptions		Walt Bellamy..... 188..... 1977-79
Mike Mayo..... 15..... 1984-87	Wayne Purcell..... 188..... 1987-90	
Stinson Jones..... 14..... 1958-61	Robert Mason..... 183..... 2002-05	
Musa Sarki..... 12..... 2000-03	Mike Mayo..... 166..... 1984-87	
Steve Umberger..... 12..... 1980-82	Total Tackles	
Kerr Kump..... 12..... 1966-68	Mike Rogers..... 457..... 1994-97	
Frank Ladson..... 11..... 1982-83	John Willison..... 456..... 1973-76	
Chris Clark..... 10..... 1984-87	Allan Cratsenberg..... 419..... 2014-17	
	Melvin Rucker..... 399..... 1979-82	
	Ryan Francis..... 385..... 2014-17	
Solo Tackles	Robert Mason..... 371..... 2002-05	
John Willison..... 257..... 1973-76	Glen Jones..... 367..... 1974-77	
	Derik Screen..... 357..... 2000-03	
Glen Jones..... 243..... 1974-77	Andre Curtis..... 354..... 1995-98	
Camillus Musselman..... 220..... 1990-93	A.J. Gross..... 353..... 2007-11	
	Camillus Musselman..... 352..... 1990-93	
Mike Rogers..... 207..... 1994-97	Chris Walsh..... 349..... 1999-2002	
	Todd Baldwin..... 346..... 2002-05	
Melvin Rucker..... 203..... 1979-82	Stone Snyder..... 339..... 2019-22	



Melvin Rucker (1979-82) made 158 tackles in 1981, a mark that still stands atop the single-season recordbook.

Single-Game Leaders

Solo Tackles (First Hits)

John Willison..... 16..... William & Mary, 1976
Walt Bellamy..... 16..... Virginia, 1979
Glen Ralston..... 15..... Appalachian State, 1984
Bruce Kitchen..... 15..... Virginia Tech, 1979
Frank Ladson..... 15..... Richmond, 1983

Total Tackles

Glen Ralston..... 25..... Western Carolina, 1984
Mike Mayo..... 24..... Richmond, 1985
Glen Ralston..... 23..... Appalachian State, 1984
Mike Rogers..... 22..... William & Mary, 1996
Stone Snyder..... 21..... The Citadel, 2020
Mike Rogers..... 21..... ETSU, 1996
Connor Riddle..... 20..... The Citadel, 2020
Allan Cratsenberg..... 20..... The Citadel, 2016
Matt Kluk..... 20..... Georgia Southern, 1999
Anthony McIntosh..... 20..... The Citadel, 1988

Most Interceptions

Christian Kelly..... 3..... Charleston Southern, 2006
Gene Williams..... 3..... The Citadel, 1973
John Landry..... 3..... Virginia, 1972
Stinson Jones..... 3..... Villanova, 1961

Most Fumbles Recovered

Mike Kemp..... 3..... East Tennessee State, 1989
--

Single-Season Leaders

Solo Tackles

Camillus Musselman..... 91..... 1992
Cornell Lewis..... 89..... 1996
Andy Titone..... 88..... 1986
Melvin Rucker..... 88..... 1981
Dan Young..... 86..... 1987
Glen Ralston..... 86..... 1984
Anthony McIntosh..... 81..... 1988
John Willison..... 79..... 1976

Total Tackles

Melvin Rucker..... 158..... 1981
Mike Rogers..... 156..... 1996
Mike Rogers..... 151..... 1997
Derik Screen..... 144..... 2003
Glen Ralston..... 144..... 1984
Melvin Rucker..... 141..... 1980
Justin Huggard..... 136..... 2005
Camillus Musselman..... 130..... 1991
Anthony McIntosh..... 128..... 1988
Dan Young..... 128..... 1987

Interceptions

Mike Mayo..... 7..... 1985
Frank Ladson..... 7..... 1982
Steve Umberger..... 7..... 1982
Kerr Kump..... 7..... 1967

Fumbles Recovered

Mark Weiss..... 7..... 1970

Single-Game Team Superlatives

Most Interceptions.....	6.....	Virginia Tech, 1959
Most Fumbles Recovered.....	6.....	East Tennessee State, 1994
	6.....	West Virginia, 1969
Fewest Yards Penalized.....	0.....	Richmond, 1973
	0.....	Boston College, 1968
	0.....	Army, 1956
	0.....	Catawba, 2017
Fewest First Downs Allowed.....	4.....	Virginia Tech '61, Furman '70
Most First Downs Allowed.....	36.....	William & Mary '91, '93
Fewest Rushing Yards Allowed.....	4.....	Saint Francis, 2008
Most Rushing Yards Allowed.....	594.....	Army, 2019
Fewest Passing Yards Allowed.....	16.....	Richmond, 1957*
Most Passing Yards Allowed.....	642.....	Marshall, 1991
Most Total Offense Allowed.....	789.....	Marshall, 1991
Least Total Offense Allowed.....	42.....	Davidson, 1975
Most Total Offensive Plays Allowed.....	99.....	Gardner-Webb, 2005
Fewest Offensive Plays Allowed.....	41.....	Virginia Tech, 1961
	41.....	Florida State, 1954
Fewest Rushing Attempts Allowed.....	20.....	West Virginia Tech, 1990
	20.....	Davidson, 1973
Most Rushing Attempts Allowed.....	82.....	Georgia Tech, 1975
Fewest Passing Attempts Allowed.....	0.....	Virginia Tech, 1976
Most Passing Attempts Allowed.....	60.....	Davidson, 2006
Most Points Allowed.....	77.....	Old Dominion, 2018
Most Touchdowns Allowed.....	11.....	Old Dominion, 2018
Most Rushing Touchdowns allowed.....	8.....	Furman, 1999
Most Passing Touchdowns allowed.....	6.....	Marshall, 1991
Most Defensive Extra Points.....	2.....	Davidson, 1989

*- NCAA Record

Single-Season Team Superlatives

Most Points Allowed.....	530.....	2018
Fewest Points Allowed.....	93.....	1959
Most First Downs Allowed.....	292.....	2014
Fewest First Downs Allowed.....	126.....	1958 & 1963
Most Pass Completions Allowed.....	228.....	2013
Fewest Pass Completions Allowed.....	40.....	1975
Most Pass Attempts Allowed.....	379.....	2013
Fewest Pass Attempts Allowed.....	106.....	1954
Most Interceptions.....	28.....	1959
Most TDs Via Interceptions.....	4.....	1961
Fewest Interceptions.....	4.....	1964, 1997, 2011, 2014, 2017
Most Rushing Yards Allowed.....	3,329.....	2014
Fewest Rushing Yards Allowed.....	1,313.....	1954
Most Rushing Attempts Allowed.....	643.....	1974
Fewest Rushing Attempts Allowed.....	288.....	1954
Most Passing Yards Allowed.....	2,912.....	2013
Fewest Passing Yards Allowed.....	562.....	1975
Most Total Offense Allowed.....	5,957.....	2014
Least Total Offense Allowed.....	2,204.....	1954
Most Offensive Plays Allowed.....	887.....	2013
Fewest Offensive Plays Allowed.....	394.....	1954

Year-By-Year Leaders

Solo Tackles (First Hits)		Total Tackles		Fumbles Recovered		Passes Intercepted		
2023.....	Evan Eller.....	49	2023.....	Evan Eller.....	107	2023.....	4 Players.....	1
2022.....	Stone Snyder.....	51	2022.....	Stone Snyder.....	107	2022.....	Alex Oliver.....	3
2021.....	Josh Knapp.....	52	2021.....	Stone Snyder.....	120	2021.....	A. Malry, A. Olicer.....	2
2020.....	Connor Riddle.....	40	2020.....	Stone Snyder.....	88	2020.....	E. Caselberry, J. Sarratt.....	2
2019.....	Riuq Trotman.....	43	2019.....	Elliott Brewster.....	108	2019.....	AJ Smith.....	3
2018.....	AJ Smith.....	55	2018.....	AJ Smith/Elliott Brewster.....	90	2018.....	Four Keydets.....	3
2017.....	Allan Cratsenberg.....	57	2017.....	Allan Cratsenberg.....	118	2017.....	K. Tucker/R. Francis.....	1
2016.....	Allan Cratsenberg.....	60	2016.....	Allan Cratsenberg.....	126	2016.....	M. Nicholson/R. Francis.....	2
2015.....	Ryan Francis.....	54	2015.....	Ryan Francis.....	115	2015.....	Matthew Nicholson.....	2
2014.....	James Fruehan.....	39	2014.....	Miller Williams.....	74	2014.....	Caleb Lindsey/Ryan Francis.....	2
2013.....	Alex James.....	36	2013.....	Weston Reber.....	82	2013.....	Weston Reber.....	3
2012.....	James Fruehan.....	54	2012.....	Weston Reber.....	87	2012.....	Logan Staib/Chris Harper.....	2
2011.....	A.J. Gross.....	37	2011.....	A.J. Gross.....	90	2011.....	Byron Allen/James Fruehan.....	2
2010.....	A.J. Gross.....	40	2010.....	A.J. Gross.....	110	2010.....	7 Players with.....	1
2009.....	Byron Allen.....	45	2009.....	Byron Allen.....	93	2009.....	Eric Church.....	3
2008.....	Bryant Youngblood.....	38	2008.....	A.J. Gross.....	67	2008.....	Bryant Youngblood.....	2
2007.....	M. Brown, B. Youngblood.....	39	2007.....	Patrick McKinney.....	78	2007.....	Josh Wine.....	3
2006.....	Patrick McKinney.....	37	2006.....	Patrick McKinney.....	82	2006.....	Keith Taylor.....	2
2005.....	Justin Huggard.....	50	2005.....	Justin Huggard.....	136	2005.....	Todd Baldwin/Travis Ludden.....	2
2004.....	Robert Mason.....	66	2004.....	Robert Mason.....	120	2004.....	4 Players with.....	2
2003.....	Derek Screen.....	60	2003.....	Derek Screen.....	144	2003.....	Justin Huggard/Mike Maleski.....	2
2002.....	Robert Mason.....	44	2002.....	Robert Mason.....	80	2002.....	10 Players with.....	1
2001.....	Derek Screen.....	61	2001.....	Derek Screen.....	106	2001.....	Derek Screen.....	2
2000.....	Chris Walsh.....	64	2000.....	Chris Walsh.....	113	2000.....	Quesuan Wigfall.....	4
1999.....	Deffy Mubangu.....	58	1999.....	Deffy Mubangu.....	98	1999.....	Richard Holland.....	3
1998.....	Quesuan Wigfall.....	60	1998.....	Andre Curtis.....	106	1998.....	David Budlong/Darius Parker.....	2
1997.....	Mike Rogers.....	67	1997.....	Mike Rogers.....	151	1997.....	Mike Rogers/Quesuan Wigfall.....	2
1996.....	Cornell Lewis.....	89	1996.....	Mike Rogers.....	156	1996.....	Matt Coley.....	2
1995.....	Kelly Cook.....	62	1995.....	Kelly Cook.....	121	1995.....	Kelly Cook/Tom Curran.....	2
1994.....	Terry Tucker.....	60	1994.....	Terry Tucker.....	93	1994.....	Damon Pinero.....	3
1993.....	Kevin Reardon.....	71	1993.....	Kevin Reardon.....	119	1993.....	Drew Dunnington.....	4
1992.....	Camillus Musselman.....	91	1992.....	Camillus Musselman.....	127	1992.....	Eugene Pribila/Mike Morgan.....	2
1991.....	Camillus Musselman.....	66	1991.....	Camillus Musselman.....	130	1991.....	Six Players With.....	1
1990.....	Wayne Purcell.....	64	1990.....	Wayne Purcell.....	94	1990.....	Todd Washington.....	3
1989.....	Wayne Purcell.....	68	1989.....	Wayne Purcell.....	102	1989.....	Mike Kemp.....	3
1988.....	Anthony McIntosh.....	81	1988.....	Anthony McIntosh.....	128	1988.....	Anthony McIntosh.....	3
1987.....	Dan Young.....	86	1987.....	Dan Young.....	128	1987.....	Todd Freiwald.....	2
1986.....	Andy Titone.....	88	1986.....	Andy Titone.....	118	1986.....	Andy Titone.....	3
1985.....	Ambrose Phillips.....	50	1985.....	Mike Mayo.....	89	1985.....	Three Players With.....	3
1984.....	Glen Ralston.....	86	1984.....	Glen Ralston.....	144	1984.....	Jimmy Walker.....	3
1983.....	Frank Ladson.....	77	1983.....	Frank Ladson.....	106	1983.....	Three Players With.....	2
1982.....	Jim Rice.....	50	1982.....	Jim Rice.....	92	1982.....	Blake Hippenstiel.....	4
1981.....	Melvin Rucker.....	88	1981.....	Melvin Rucker.....	158	1981.....	Jim Rice.....	4
1980.....	Melvin Rucker.....	70	1980.....	Melvin Rucker.....	141	1980.....	Barry Smith.....	2
1979.....	Walt Bellamy.....	77	1979.....	Walt Bellamy.....	124	1979.....	Tim Cox.....	3
1978.....	Walt Bellamy.....	69	1978.....	Walt Bellamy.....	122	1978.....	Walt Bellamy.....	2
1977.....	Ned Stepanovich.....	55	1977.....	Ned Stepanovich.....	90	1977.....	Glen Jones/Dale Ogg.....	3
1976.....	John Willison.....	79	1976.....	John Willison.....	110	1976.....	Four Players With.....	3
1975.....	Glen Jones.....	76	1975.....	Glen Jones.....	114	1975.....	Eric Radford.....	3

The Keydets Year-By-Year

Year	Coach	Overall	Home	Away	Neutral	Points Scored	Points Against
1891	Walter Taylor	3-0-1	2-0-0	1-0-1	0-0-0	52	12
1892	No Coach	4-0-1	4-0-1	0-0-0	0-0-0	128	18
1893	No Coach	3-1-0	3-1-0	0-0-0	0-0-0	72	26
1894	No Coach	6-0-0	5-0-0	0-0-0	1-0-0	138	6
1895	G.W. Bryant	5-1-0	3-0-0	1-0-0	1-1-0	164	12
1896	G.W. Bryant	3-4-0	3-1-0	0-1-0	0-2-0	68	98
1897	R.N. Groner	3-2-0	2-0-0	1-1-0	0-1-0	76	6
1898	S.A. Boyle	4-2-0	3-0-0	1-1-0	0-1-0	110	41
1899	S.A. Boyle	1-0-0	1-0-0	0-0-0	0-0-0	39	0
1900	Sam Walker	4-1-2	2-0-2	1-0-0	1-1-0	86	16
1901	Sam Walker	4-3-0	3-0-0	1-1-0	0-2-0	199	61
1902	Sam Walker	3-3-1	3-0-1	0-1-0	0-2-0	99	90
1903	W.W. Roper	2-1-0	2-0-0	0-0-0	0-1-0	36	28
1904	W.W. Roper	3-5-0	3-2-0	0-2-0	0-1-0	70	70
1905	I.B. Johnson	2-5-1	2-2-1	0-1-0	0-2-0	40	103
1906	I.B. Johnson	4-4-0	4-2-0	0-2-0	0-0-0	68	49
1907	C.S. Roller, Jr.	5-3-0	5-0-0	0-1-0	0-2-0	282	50
1908	C.S. Roller, Jr.	3-2-0	3-1-0	0-0-0	0-1-0	120	20
1909	W.C. Gloth	4-3-0	3-1-0	0-1-0	1-1-0	59	51
1910	W.C. Gloth	3-3-1	3-0-1	0-3-0	0-0-0	69	48
1911	Alpha Brummage	7-1-0	5-0-0	0-1-0	2-0-0	203	27
1912	Alpha Brummage	7-1-0	4-1-0	3-0-0	0-0-0	163	36
1913	Henry G. Poague	7-1-2	6-0-1	0-1-0	1-0-1	197	54
1914	Frank H. Gorton	4-4-0	4-0-0	0-1-0	0-3-0	110	95
1915	Frank H. Gorton	6-2-1	5-0-0	0-1-0	1-1-1	103	102
1916	Frank H. Gorton	4-5-0	3-2-0	0-2-0	1-1-0	233	119
1917	Earl C. Abell	4-4-1	4-0-1	0-1-0	0-3-0	162	111
1918	Abell & Mose Goodman	1-3-0	1-0-0	0-2-0	0-1-0	25	60
1919	Red Fleming	6-2-0	2-0-0	1-1-0	3-1-0	121	45
1920	Blandy Clarkson	9-0-0	3-0-0	3-0-0	3-0-0	431	20
1921	Blandy Clarkson	3-5-1	3-1-0	0-2-1	0-2-0	107	102
1922	Blandy Clarkson	7-2-0	3-0-0	3-0-0	1-2-0	291	23
1923	Blandy Clarkson	9-1-0	5-0-0	2-1-0	2-0-0	224	23
1924	Blandy Clarkson	6-3-1	4-0-0	1-3-0	1-0-1	152	29
1925	Blandy Clarkson	6-4-0	4-0-0	0-2-0	2-2-0	169	108
1926	Blandy Clarkson	5-5-0	2-2-0	0-2-0	3-1-0	80	98
1927	W.C. Raftery	6-4-0	4-0-0	1-2-0	1-2-0	144	64
1928	W.C. Raftery	5-3-2	4-1-1	0-1-0	1-1-1	95	75
1929	W.C. Raftery	8-2-0	3-1-0	2-1-0	3-0-0	155	61
1930	W.C. Raftery	3-6-0	3-2-0	0-2-0	0-2-0	30	122
1931	W.C. Raftery	3-6-1	1-2-1	1-2-0	1-2-0	82	123
1932	W.C. Raftery	2-8-0	2-3-0	0-2-0	0-3-0	44	166
1933	W.C. Raftery	2-7-1	1-1-0	1-4-0	0-2-1	44	170
1934	W.C. Raftery	1-8-0	0-2-0	0-5-0	1-1-0	51	190
1935	W.C. Raftery	2-7-1	0-4-0	1-2-1	1-1-0	63	157
1936	W.C. Raftery	6-4-0	3-0-0	3-3-0	0-1-0	122	140
1937	Allison T. Hubert	5-5-0	2-3-0	2-1-0	1-1-0	134	94
1938	Allison T. Hubert	6-1-4	3-0-1	3-1-1	0-0-2	159	86
1939	Allison T. Hubert	6-3-1	2-1-0	1-2-1	3-0-0	125	100
1940	Allison T. Hubert	7-2-1	3-0-1	2-2-0	2-0-0	127	62
1941	Allison T. Hubert	4-6-0	0-1-0	2-4-0	2-1-0	134	173
1942	Allison T. Hubert	3-5-1	1-0-0	2-2-0	0-3-1	111	130
1943	Allison T. Hubert	2-6-0	1-1-0	0-3-0	1-2-0	46	183
1944	Allison T. Hubert	1-8-0	0-2-0	1-2-0	0-4-0	65	231
1945	Allison T. Hubert	5-4-0	3-1-0	1-2-0	1-1-0	155	138
1946	Allison T. Hubert	4-5-1	3-0-0	1-3-1	0-2-0	122	188
1947	A.W. Morton	3-5-1	2-1-0	0-4-1	1-0-0	120	152
1948	A.W. Morton	6-3-0	3-0-0	2-2-0	1-1-0	183	116
1949	Thomas N. Nugent	3-5-1	1-1-0	0-3-0	2-1-1	157	207
1950	Thomas N. Nugent	6-4-0	1-1-0	3-3-0	2-0-0	189	166
1951	Thomas N. Nugent	7-3-0	2-0-0	4-3-0	1-0-0	227	162
1952	Thomas N. Nugent	3-6-1	2-0-0	1-2-1	0-4-0	165	279
1953	John McKenna	5-5-0	1-1-0	2-4-0	2-0-0	174	196
1954	John McKenna	4-6-0	1-1-0	2-2-0	1-3-0	132	223
1955	John McKenna	1-9-0	0-2-0	1-4-0	0-3-0	85	259
1956	John McKenna	3-6-1	0-1-0	2-4-1	1-1-0	167	220
1957	John McKenna	9-0-1	2-0-0	5-0-1	2-0-0	201	101
1958	John McKenna	6-2-2	2-0-0	3-1-0	1-1-2	214	99
1959	John McKenna	8-1-1	2-0-0	3-1-0	3-0-1	243	93
1960	John McKenna	7-2-1	2-0-0	5-1-1	0-1-0	218	135
1961	John McKenna	6-4-0	0-1-0	5-2-0	1-1-0	134	105

Year	Coach	Overall	Home	Away	Neutral	Points Scored	Points Against
1962	John McKenna	6-4-0	2-0-0	2-4-0	2-0-0	119	119
1963	John McKenna	3-5-2	2-0-0	1-2-2	0-3-0	140	134
1964	John McKenna	1-9-0	1-1-0	0-6-0	0-2-0	123	200
1965	John McKenna	3-7-0	2-0-0	1-6-0	0-1-0	121	200
1966	Vito Ragazzo	2-8-0	0-2-0	2-4-0	0-2-0	129	305
1967	Vito Ragazzo	6-4-0	2-1-0	2-2-0	2-1-0	205	195
1968	Vito Ragazzo	1-9-0	0-2-0	1-5-0	0-2-0	90	290
1969	Vito Ragazzo	0-10-0	0-2-0	0-6-0	0-2-0	78	409
1970	Vito Ragazzo	1-10-0	1-2-0	0-7-0	0-1-0	120	451
1971	Bob Thalman	1-10-0	1-2-0	0-7-0	0-1-0	78	257
1972	Bob Thalman	2-9-0	1-3-0	1-6-0	0-0	150	299
1973	Bob Thalman	3-8-0	2-1-0	1-7-0	0-0	118	316
1974	Bob Thalman	7-4-0	4-0-0	2-4-0	1-0-0	212	175
1975	Bob Thalman	3-8-0	1-3-0	2-4-0	0-1-0	162	187
1976	Bob Thalman	5-5-0	2-2-0	2-2-0	1-1-0	138	206
1977	Bob Thalman	7-4-0	5-0-0	2-4-0	0-0	223	155
1978	Bob Thalman	3-8-0	1-4-0	1-4-0	1-0-0	114	227
1979	Bob Thalman	6-4-1	4-1-1	2-3-0	0-0	158	210
1980	Bob Thalman	3-7-1	1-2-1	2-4-0	0-1-0	142	242
1981	Bob Thalman	6-3-1	2-2-0	3-1-1	1-0-0	165	156
1982	Bob Thalman	5-6-0	3-1-0	1-4-0	1-1-0	221	180
1983	Bob Thalman	2-9-0	2-4-0	0-5-0	0-0	100	339
1984	Bob Thalman	1-9-0	1-3-0	0-5-0	0-1	121	320
1985	Eddie Williamson	3-7-1	3-1-1	0-6-0	0-0	189	333
1986	Eddie Williamson	1-10-0	0-4-0	1-6-0	0-0	138	370
1987	Eddie Williamson	4-7-0	3-2-0	1-4-0	0-1-0	118	235
1988	Eddie Williamson	2-9-0	2-3-0	0-5-0	0-1-0	152	298
1989	Jim Shuck	2-8-1	2-3-0	0-5-1	0-0	151	307
1990	Jim Shuck	4-7-0	3-2-0	1-4-0	0-1-0	251	346
1991	Jim Shuck	4-7-0	3-2-0	1-4-0	0-1-0	243	373
1992	Jim Shuck	3-8-0	3-2-0	0-5-0	0-1-0	245	315
1993	Jim Shuck	1-10-0	1-3-0	0-6-0	0-1-0	139	396
1994	Bill Stewart	1-10-0	0-5-0	1-4-0	0-1-0	153	437
1995	Bill Stewart	4-7-0	3-2-0	1-4-0	0-1-0	269	350
1996	Bill Stewart	3-8-0	2-3-0	1-5-0	0-0	189	296
1997	Ted Cain	0-11-0	0-5-0	0-6-0	0-0	93	384
1998	Ted Cain	1-9-0	1-4-0	0-5-0	0-0	137	432
1998	Donny White*	0-1-0	0-1-0	0-0	0-0	10	36
1999	Cal McCombs	1-10-0	1-5-0	0-5-0	0-0	77	400
2000	Cal McCombs	2-9-0	2-4-0	0-5-0	0-0	227	434
2001	Cal McCombs	1-10-0	1-5-0	0-5-0	0-0	164	446
2002	Cal McCombs	6-6-0	3-2-0	2-4-0	1-0-0	314	415
2003	Cal McCombs	6-6-0	4-2-0	2-3-0	0-1-0	359	257
2004	Cal McCombs	0-11-0	0-5-0	0-6-0	0-0	137	327
2005	Cal McCombs	3-8-0	2-4-0	1-4-0	0-0	230	319
2006	Jim Reid	1-10-0	1-3-0	0-7-0	0-0	199	433
2007	Jim Reid	2-9-0	1-5-0	1-4-0	0-0	267	461
2008	Sparky Woods	4-7-0	4-2-0	0-5-0	0-0	378	369
2009	Sparky Woods	2-9-0	1-4-0	1-5-0	0-0	225	338
2010	Sparky Woods	3-8-0	2-2-0	1-6-0	0-0	174	311
2011	Sparky Woods	2-9-0	2-3-0	0-6-0	0-0	187	351
2012	Sparky Woods	2-9-0	2-4-0	0-5-0	0-0	133	388
2013	Sparky Woods	2-10-0	2-4-0	0-6-0	0-0	235	416
2014	Sparky Woods	2-10-0	2-3-0	0-7-0	0-0	290	497
2015	Scott Wachenheim	2-9-0	1-5-0	1-4-0	0-0	254	385
2016	Scott Wachenheim	3-8-0	1-3-0	2-5-0	0-0	224	305
2017	Scott Wachenheim	0-11-0	0-5-0	0-6-0	0-0	88	408
2018	Scott Wachenheim	1-10-0	1-4-0	0-6-0	0-0	257	530
2019	Scott Wachenheim	5-7-0	3-3-0	2-4-0	0-0	370	453
2020	Scott Wachenheim	6-2-0	3-1-0	3-1-0	0-0	234	174
2021	Scott Wachenheim	6-5-0	4-1-0	2-4-0	0-0	344	365
2022	Scott Wachenheim	1-10	1-5-0	0-5-0	0-0	177	399
2023	Danny Rocco	5-6	3-2	2-4	0-0	167	274
All-Time Totals		496-735-42	290-215-15	136-404-15	70-109-12	20,685	26,594

COACHING RECORDS


Name	Seasons	Years	Overall	Pct.	Home	Away	Neutral	Name	Seasons	Years	Overall	Pct.	Home	Away	Neutral
Walter Taylor	1	1891	3-0-1	.875	2-0	1-0-1	0-0	Allison T. Hubert	10	1937-46	43-45-8	.490	18-9-2	15-22-3	10-14-3
G.W. Bryant	2	1895-96	8-5	.615	6-1	1-1	1-3	A.W. Morton	2	1947-48	9-8-1	.528	5-1	2-6-1	2-1
R.N. Groner	1	1897	3-2	.600	2-0	1-1	0-1	Thomas N. Nugent	4	1949-52	19-18-2	.513	6-2	8-11-1	5-5-1
S.A. Boyle	2	1898-99	5-2	.714	4-0	1-1	0-1	John McKenna	13	1953-65	62-60-8	.508	17-7	32-37-5	13-16-3
Sam Walker	3	1900-02	11-7-3	.595	8-0-3	2-2	1-5	Vito Ragazzo	5	1966-70	10-4-1	.196	3-9	5-24	2-8
W.W. Roper	2	1903-04	5-6	.455	5-2	0-2	0-2	Bob Thalman	14	1971-84	54-94-3	.368	30-27-2	19-61-1	5-6
I.B. Johnson	2	1905-06	6-9-1	.406	6-4-1	0-3	0-2	Eddie Williamson	4	1985-88	10-33-1	.239	5-10-1	2-21	0-2
C.S. Roller, Jr.	2	1907-08	8-5	.615	8-1	0-1	0-3	Jim Shuck	5	1989-93	14-40-1	.264	12-12	2-24-1	0-4
W.C. Gloth	2	1909-10	7-6-1	.536	6-1-1	0-4	1-1	Bill Stewart	3	1994-96	8-25	.242	5-10	3-13	0-2
Alpha Brummage	2	1911-12	14-2	.875	9-1	3-1	2-0	Ted Cain	2	1997-98	1-20	.048	1-9	0-11	0-0
Henry G. Poaque	1	1913	7-1-2	.800	6-0-1	0-1	1-0-1	Cal McCombs	7	1999-05	19-60	.241	13-27	5-32	1-1
Frank H. Gorton	3	1914-16	14-11-1	.558	12-2	0-4	2-5-1	Jim Reid	2	2006-07	3-19	.136	2-8	0-12	0-0
Earl C. Abell	1	1917	4-4-1	.500	4-0-1	0-1	0-3	Sparky Woods	7	2008-14	17-62	.215	15-22	2-40	0-0
Abell & M. Goodman	1	1918	1-3	.250	1-0	0-2	0-1	Scott Wachenheim	8	2015-22	24-62	.279	14-27	10-33	0-0
Red Fleming	1	1919	6-2	.750	2-0	1-1	3-1	Danny Rocco	1	2023-	5-6	.454	3-2	2-4	0-0
Blandy Clarkson	7	1920-26	45-20-2	.687	24-4	9-10-1	12-6-1	*Athletic Director Donny White coached the final game of the 1998 season vs. The Citadel (L, 36-10), on an interim basis.							
W.C. Raftery	10	1927-36	38-55-5	.41321	16-2	9-24-1	8-15-2								

Alumni Memorial Field Records

Best Home Season:	5-0, 1977
Most Points Scored by a Team:	70, The Citadel vs. VMI, Nov. 17, 2007
Biggest Combined Score:	107, VMI 52 vs. Gardner-Webb 55, 3 OT, Oct. 22, 2005
Lowest Combined Score:	3, VMI vs. Richmond (0-3), Sept. 30, 1967
Longest Run From Scrimmage:	98, Granville Amos (VMI), vs. William & Mary, Sept. 19, 1964
Longest Pass Completion:	94, Mike Pusey - Gerald Harp (Western Carolina), Oct. 28, 1978
Longest Interception Return:	90, Robert Mason (VMI) vs. Lehigh, Sept. 24, 2005
Longest Kickoff Return:	100 yds., Reggie Evans (Richmond), Sept. 15, 1979
Longest Punt Return:	Richard Holland (VMI) vs. Furman, Sept. 23, 2000
Longest Punt:	89, Ricardo Clark (Marshall) Oct. 27, 1990
Longest Punt:	77, Joe Agee (William & Mary), Nov. 8, 1985
Most Field Goals:	5, Craig Jones (VMI), vs. William & Mary, Sept. 10, 1977
Longest Field Goal:	5, Jerry Rice (VMI), vs. Chattanooga, Oct. 9, 2021
Longest Field Goal:	56, Grant Clemons (VMI), vs. Samford, Oct. 12, 2019
Most Individual Yards Rushing:	277, Thomas Haskins (VMI) vs. The Citadel, Nov. 16, 1996
Most Individual Yards Passing:	447, Austin Gahafer (Morehead State), Sept. 12, 2015
Most Individual Yards Receiving:	447, Reece Udinski (VMI), Oct. 20, 2018
Most Individual Yards, Total Offense:	251, Kenny Cook (Gardner-Webb), Oct. 18, 2014
Most Individual Receptions:	483, Rogan Wells (WCU), Nov. 20, 201
Most Passes Intercepted (Individual):	16, William Morris (Davidson), Sept. 13, 2014
Most Passes Intercepted (Individual):	3, Marcus Johnson (The Citadel), Nov. 14, 1998
Most Team Yards Rushing:	Jim King (The Citadel), Oct. 22, 1970
Fewest Team Yards Rushing:	Kenny Booker (UT-Chattanooga), Oct. 20, 1984
Most Team Yards Passing:	539, Georgia Southern vs. VMI, Oct. 2, 1999
Fewest Team Yards Passing:	-28, VMI vs. ETSU, Sept. 14, 2018
Most Team Total Offense:	498, William and Mary vs. VMI, Sept. 13, 1997
Most Combined Total Offense:	0, VMI vs. Richmond, Oct. 4, 2008
Most First Downs:	688, UT-Chattanooga, Oct. 11, 1980
Most Yards Penalized:	1138, VMI (648) vs. Presbyterian (490), Nov. 22, 2008
Most Passes Intercepted (Team):	36, William & Mary, Oct. 12, 1991
Most Fumbles Lost:	217, Richmond, Oct. 29, 1983
Largest Crowd:	6, Navy, Sept. 15, 1973
Smallest Crowd:	5, Appalachian State, Sept. 18, 1976 & Furman, Sept. 14, 1974
	10,000, VMI vs. Navy, Sept. 15, 1973
	2,400, VMI vs. Davidson, Oct. 31, 1970



Dave Brown threw for 422 yards against Appalachian State on November 15, 1986.



Craig Jones kicked an Alumni Memorial Field record five field goals against William & Mary in 1977.

Honors & Awards

Henry Fairfax Ayers '06 Medal%

(Given to the Most Valuable Player)

1971 - George Ramsey, III
 1972 - Mac Bowman
 1973 - Eugene Williams
 1974 - Andy Dearman, III
 1975 - Ronnie Moore
 1976 - Kim Glidewell & John Willison, Jr.
 1977 - Glen Jones
 1978 - Robby Clark & Dale Ogg
 1979 - Walt Bellamy & Jeff Morgan
 1980 - Butch Hostetter
 1981 - Floyd Allen
 1982 - Melvin Rucker
 1983 - Anthony Agostinelli
 1984 - Mike Wooten
 1985 - Al Comer
 1986 - Keith Washington
 1987 - Dan Young
 1988 - Mark Stock
 1989 - Charles Plageman
 1990 - Wayne Purcell
 1991 - Dwayne Ross
 1992 - Kelly Holbert
 1993 - Kevin Reardon
 1998 - Andre Curtis
 1999 - Stillman Clark
 2000 - Richard Holland
 2001 - Chris Walsh
 2002 - Joey Gibson
 2003 - Derik Screen
 2004 - Robert Mason
 2005 - Robert Mason
 2006 - Sean Mizzer
 2007 - Tim Maypray
 2008 - Tim Maypray

Harry G. Lee '47 12th Man Award%

1989 - Frank Wilder
 1990 - Alvin Schmidt
 1991 - Matt Ankrum
 1992 - Brian Gliba

J. Smith Ferebee '27

Coaches' Award%

1989 - Mark Cager
 1990 - Turner Mebane
 1991 - Mike Perfetti
 1992 - Brian Jordan
 2005 - Travis Ludden
 2006 - Jonathan Wilson

Academic All-American

1976 - Bob Bookmiller (2nd Team)
 1978 - *Bob Bookmiller (2nd Team)
 - Craig Jones (1st Team)
 1979 - *Craig Jones (1st Team)
 1983 - David Twillie (2nd Team)
 1984 - David Twillie (1st Team)
 1986 - Dan Young (1st Team)
 1987 - Dan Young (2nd Team)
 1988 - Anthony McIntosh (1st Team)
 2018 - AJ Smith
 *Recipient NCAA Postgraduate scholarship

Dr. Martin D. Delaney, Jr. '28 Award%

(Originally begun as the Award of Honor, it was then given to the Most Improved Football Player.)

1958 - John Engels
 1959 - Marty Caples
 1960 - Not Awarded
 1961 - Dewitt Worrell
 1962 - Not Awarded
 1963 - Not Awarded
 1964 - Richard Phillips
 1965 - Unknown
 1966 - James B. Clarke
 1967-70 - Not Awarded
 1971 - Tom Napier and Walt Chalkley
 1972 - Blake Thomas
 1973 - Cliff Biram
 1974 - Ron Bongiovanni
 1975 - Ray Brooks
 1976 - Ralph George
 1977 - Jim Reynolds
 1978 - Allan Soltis
 1979 - Rick Gilbert
 1980 - Jeff White
 1981 - Ozzie Belcher
 1982 - Dan Martin
 1983 - Frank Ladsen
 1984 - Neil Lowenstein
 1985 - Kevin Washington
 1986 - Erich Diehl
 1987 - Phil Riggelman
 1988 - John Adametz
 1989 - Tony Douglas
 1990 - Chris Witts
 1991 - Andy Andrews
 1992 - Robert Gay
 1993 - Robert Gay
 1998 - Darius Parker
 1999 - Matt Kluk
 2000 - Bryan Rodriguez
 2001 - Michael Kirk
 2002 - Musa Sarki
 2003 - Jonathan Wilson
 2004 - Kirk Monteleone
 2005 - Mike Maleski
 2006 - Jeff Marcey
 2007 - George Handler
 2008 - Zach Collins

National Football Foundation Scholar-Athletes

1978 - Bob Bookmiller
 1979 - Craig Jones
 1982 - Teddy Gottwald
 1984 - David Twillie
 1987 - Dan Young
 1988 - Anthony McIntosh
 1989 - Charles Plageman

Keydets in the NFL

Sam Horner - Washington Redskins (1960-61), New York Giants (1962-63)
Pete Johnson - Chicago Bears (1959)
Joe Muha - Philadelphia Eagles (1946-50)
Bosh Pritchard - Philadelphia Eagles (1942, 1946-51), New York Giants (1951)
Vince Ragunas - Pittsburgh Steelers (1949)
Ray Reutt - Pittsburgh-Philadelphia Steagles (1943)

Mark Stock - Pittsburgh Steelers (1989), Washington Redskins (1993 & 1994) & Indianapolis Colts (1996)

Bobby Thomason - Los Angeles Rams (1949), Green Bay Packers (1951), Philadelphia Eagles (1952-57)

Mike Wooten - Washington Redskins (1987)

Keydets in the CFL

Thomas Haskins - Montreal Alouettes (1997-2002)

Tim Maypray - Montreal Alouettes (2010-11)

Keydets in Postseason Play

Floyd Allen, Senior Bowl (1982)
 Lorenzo Carpenter, All-America Classic (1992)
 Andy Dearman, All-American Bowl (1975)
 Howard Dyer, Senior Bowl (1961) & All-American Bowl (1961)
 Jay Grumbling, Blue-Gray (1951)
 Weir Goodwin, Blue-Gray (1951)
 Sam Horner, Blue-Gray (1960)
 Jack Hutchinson, Blue-Gray (1948)
 Craig Jones, Hula Bowl (1980)
 Jim McFalls, Senior Bowl (1959)
 Joe Muha, Blue-Gray (1942)
 Bosh Pritchard, Blue-Gray (1941)
 Mark Stock, East-West Shrine (1989) & Senior Bowl (1989)
 Paul Shu, Blue-Gray (1939)
 Joe Stump, Blue-Gray (1948)
 Bobby Thomason, Blue-Gray (1948)
 Cameron Thompson, Blue-Gray (1948)
 Gene Williams, All-American Bowl (1974)
 John Willison, All-American Bowl (1977)
 Robert Soderholm, Senior Bowl (2022)

SoCon Player of the Year

1957 - Bobby Jordan
 1960 - Howard Dyer

SoCon Freshman of the Year

1992 - Marlon Anderson (Coaches' only)
 2001 - Titus Green
 2014 - Al Cobb

SoCon Athlete of the Year

1953-54 - Johnny Mapp

SoCon Coach of the Year

1957, 1959, 1962 - John McKenna
 1974, 1981 - Bob Thalman
 2002 - Cal McCombs
 2021 (Spring) - Scott Wachenheim

SoCon Jacobs Blocking Trophy

1938 - Andy Trzeciak
 1940 - Billy Walker
 1960 - Lou Shuba
 1974 - Andy Dearman
 1979 - John Shuman
 1991 - Lorenzo Carpenter

Big South Scholar-Athlete of the Year

2008 - Jacob Rochester

Defender of the Nation (Nagurski Foundation)

2017 - Greg Sanders

Keydets In The Record Books

NCAA Record Holders

Single-Game (Team)

Fewest Passing Yards Allowed.....(-16), vs. Richmond, 1957 (FBS Record)
Most Defensive Extra Points Scored.....2, vs. Davidson, Nov. 4, 1989 (tied FCS Record)

Single-Season (Individual)

Most Pass Attempts Without an Interception.....368, Reece Udinski, 2019 (FBS Record)
Most Punts.....101, Jim Bailey, 1969 (FBS Record)

Single-Season (Team)

Most Defensive Extra Points Scored.....2, 1989 and 2008 (tied FCS Record)

Southern Conference Record Holders

Single-Game (Individual)

Most Rushing Attempts.....52, Tom Sowers vs. Davidson, 1968
*** Highest Field Goal Pct.**.....100%, (5-5) Craig Jones vs. William & Mary, 1977
*** Most Punts**.....13, Jim Bailey vs. West Virginia, 1969
*** Longest Run from Scrimmage**.....98 yards, Granville Amos vs W&M, 1964
*** Longest Interception Return**.....100 yards, Andy Tucker vs. Richmond, 1961

Single-Game (Team)

Most Rushing Attempts.....90, vs. East Tennessee State, 1990
*** Fewest Pass Completions Allowed**.....0 vs. Va. Tech, 1976
Fewest Yards Allowed Passing.....(-16), vs. Richmond, 1957

Single-Season (Individual)

Most Punts.....101, Jim Bailey, 1969
Highest Punting Average.....47.4, Brent Barth, 2002
Highest Yards/Catch (40 rec. minimum).....25.0, (45-1123) Mark Stock, 1986

Single-Season (Team)

*** Interceptions**.....28, 1959
 * = Tie for record

Southern Conference Award Winners

Player of the Year

2021 Stone Snyder
 2020-21 Stone Snyder
 1957 Bobby Jordan
 1960 Howard Dyer

Coach of the Year

1957 John McKenna
 1959 John McKenna
 1962 John McKenna
 1974 Bob Thalman
 1981 Bob Thalman
 2002 Cal McCombs
 2019 Scott Wachenheim
 2020/21 (Spring)..... Scott Wachenheim

Jacobs Blocking Trophy

1938 Andy Trzeciak
 1940 Billy Walker
 1960 Lou Shuba
 1974 Andy Dearman
 1979 John Shuman
 1991 Lorenzo Carpenter

Freshman of the Year

1992 Marlon Anderson (Coaches' only)
 2001 Titus Green
 2014 Al Cobb

Athlete of the Year

1953-54 Johnny Mapp

Big South Conference Record Holders

Single-Game (Individual)

Most Rushing Yards (QB).....235, Tim Maypray vs. Presbyterian, 11/22/08
Avg. Yards Per Reception (5-9).....41.8, Tim Maypray vs. Char. Southern, 11/3/07
*** Field Goals Made**.....4, Matt Sharpe vs. Gardner-Webb, 10/18/03
*** Field Goal Percentage**.....100% (4-4), Matt Sharpe vs. Gardner-Webb, 10/18/03
*** Punt Returns**.....6, John Puvogel, vs. Austin Peay, 11/8/03

Single-Game (Team)

*** Field Goals Made**.....4, vs. GWU, 10/18/03
*** Field Goal Percentage**.....100.0 (4-4), vs. Gardner-Webb, 10/18/03

Single-Season (Individual)

Most Rushing Yards (QB).....1,266, Tim Maypray, 2008
Most Rushing Touchdowns (QB).....12, Tim Maypray, 2008
*** Total Tackles**.....144, Derik Screen, 2003
Assisted Tackles.....86, Justin Huggard, 2005

Single-Season (Team)

Most Rushing Yards.....3,932, 2008
Rushing Yards Per Game.....357.5, 2008
Rushing Yards Per Carry.....6.4, 2008
Yards Per Completion (Passing).....23.69, 2008
Yards Per Attempt (Passing).....9.92, 2008
Fewest Interceptions Thrown, Season.....3, 2006
Punt Returns, Season.....34, 2003
Average Time of Possession.....34:46, 2007
Fewest Sacks Allowed.....5, 2009

Career (Individual)

All-Purpose Yards.....6,129, Tim Maypray, 2006-09

Big South Conference Award Winners

Scholar-Athlete of the Year

2008 Jacob Rochester

Freshman of the Year

2006 Tim Maypray

Conference Records

Southern Conference

Year	Record	Finish
1953	3-3-0	5th
1954	4-3-0	5th
1955	1-6-0	9th
1956	2-3-1	6th
1957	6-0-0	1st
1958	2-2-1	4th
1959	5-0-1	1st
1960	4-1-0	1st
1961	4-2-0	3rd
1962	6-0-0	1st
1963	3-1-2	3rd
1964	1-4-0	8th
1965	3-2-0	4th
1966	1-4-0	8th
1967	2-3-0	5th
1968	1-3-0	5th
1969	0-4-0	6th
1970	1-4-0	7th
1971	1-4-0	6th
1972	1-5-1	6th
1973	2-4-0	6th
1974	5-1-0	1st
1975	2-4-0	6th
1976	2-3-0	5th
1977	4-1-0	1st
1978	1-4-0	6th
1979	4-1-0	2nd
1980	1-4-1	6th
1981	3-1-1	2nd
1982	2-3-0	6th
1983	1-5-0	6th
1984	1-4-0	8th
1985	1-4-1	7th
1986	1-5-0	7th
1987	2-4-0	5th
1988	1-5-0	6th
1989	1-4-1	6th
1990	1-5-0	7th
1991	2-5-0	6th
1992	1-6	7th
1993	1-7	9th

1994	1-7	9th
1995	3-5	6th
1996	3-5	6th
1997	0-8	9th
1998	0-8	9th
1999	0-8	9th
2000	1-7	8th
2001	1-7	8th
2002	3-5	5th
2014	1-6	8th
2015	1-6	8th
2016	1-7	9th
2017	0-8	9th
2018	0-8	9th
2019	4-4	6th
2020-21	6-1	1st
2021	4-4	5th
2022	0-8	9th

VMI also tied for the Southern Conference Championship in 1951.

Big South Conference

Year	Record	Finish
2003	2-2	3rd
2004	0-4	5th
2005	2-2	T-3rd
2006	0-4	5th
2007	0-4	5th
2008	1-4	T-5th
2009	1-5	6th
2010	2-4	5th
2011	2-4	T-5th
2012	1-5	6th
2013	1-4	6th

All records on this page are accurate through the 2016 season.

Lettermen (1950-2023)

A-A-A-A

Howard Abegesah, 2006-09
 Jerry Acuff, 1969-70
 Ray Adames, 2023
 John Adametz, 1986-88
 Joe Adebbe, 1950
 Anthony Agostinelli, 1980-83
 Tre Akande, 2019-20
 Jeff Akers, 1997, 1999
 Damiso Alexander, 2007-10
 Hayden Alford, 2014-15
 Byron Allen, 2008-11
 Floyd Allen, 1978-81
 Terrell Allen, 2005-06
 Will Alley, 1998-2000
 David Allio, 2021
 Mike Alston, 1976-79
 Kellam Ames, 1984
 Granville Amos, 1962-64
 Rudy Amos, 1961-62
 Bill Anderson, 1952
 Mel Anderson, 1958
 Marlon Anderson, 1992-95
 Ryan Anderson, 2005
 Josh Andre, 2017-19
 Andy Andrews, 1989-91
 Mike Andriulianas, 2001
 Fred Anson, 1950
 Leslie Apedoe, 1999
 Robbie Appell, 2005-06
 Frank Arbruzzese, 1966
 Dewayne Arkadie, 1989-93
 Butch Armstead, 1959-61
 Jason Armstead, 1998-2001
 Jason Armstrong, 2021-23
 Greg Arnett, 1974-77
 Joe Arnold, 1973-76
 D'Ahmon Artis, 2023
 Keashawn Artis, 2005-07
 Jacob Ashley, 2021-23
 Darnell Ashton, 2013-15
 Chase Aslett, 2023
 Bill Ator, 1988-89
 A.J. Augustine, 2012-13
 Mark Austin, 1995
 Jeff Ax, 1985

B-B-B-B

Ayden Babich, 2023
 Steve Bader, 1981
 Brett Badgett, 1994
 Lee Badgett, 1958-60
 Bill Bailey, 1974
 Jim Bailey, 1969-71
 Rob Bailey, 2008-11
 Barry Baker, 1973
 Jack Baker, 1994
 Jonathan Baker, 2017-19
 Zach Baker, 2015-18
 Curt Baldwin, 1986
 Todd Baldwin, 2002-05
 Bob Ball, 1970-72
 Barry Ballard, 1981
 Steve Ballowe, 1969
 John Bangley, 1979
 James Bangura, 2022
 Fred Barber, 1993
 Keith Barber, 1976-77
 Troy Barden, 2015-16
 Keith Barfield, 1973
 Furnace Barnes, 2005
 Lee Barnes, 1966-68
 Jeff Barnes, 1987-89
 Marcus Barnes, 2002-05
 Jason Barnett, 1992-93
 Bryan Barnson, 2007-10
 Chris Barnwell, 1988
 Austin Barrette, 2017-19
 William Barringer, 1989
 Leon Barrow, 2006-07
 Brent Barth, 1999-2002
 Don Basham, 1956
 Elijah Bass, 2023
 Stan Bass, 1981-82
 Richard Bates, 1977-78
 Terry Batts, 1992
 Tom Baur, 1972
 Truman Baxter, 1957-58

Amari Baylor, 2022
 Biff Beale, 1988, 1990
 Chuck Beale, 1961-63
 Jabarr Bean, 1994-97
 Jack Beason, 1995-96
 Caden Beck, 2021-23
 Greg Beck, 1976-77
 Austin Beckham, 1978-81
 Ryan Beckman, 2023
 Foster Beeker, 1996
 Bob Beerbower, 1971
 Vern Beitzel, 1970-71
 John Bell, 1999-2002
 Willie Bell, 2005-06
 Mike Bellamy, 1977-79
 Walt Bellamy, 1977-79
 Joe Benda, 1977-78
 Charles Bennett, 1996-98
 Skyler Bergen, 2021
 Jeff Berkley, 1994
 Henry Berling, 2023
 Kirby Bernick, 1950
 Imani Bey, 2017-18
 Bob Biddle, 1966-68
 Cliff Biram, 1972-73
 Rick Biram, 1973
 Keith Bishop 1966-67
 Brandon Bissell, 1995-97
 Bill Black, 1961-63
 Mark Black, 1985
 Andrew Blackford, 2021
 Eddie Blair, 1969-71
 Matt Blaser, 2017-18
 Ozzie Blecher, 1981
 Aaron Blue, 2008-11
 Aoy Boardman, 1976
 James Boatright, 2007-11
 Brendon Bock, 2012, 14
 Larry Boese, 1964-65
 Bill Boland, 1970-71
 Clinton Bond, 1998
 Ron Bongiovanni, 1972-74
 Melsy Bonilla, 2020-23
 Tommy Bonnett, 1950-52
 Bob Bookmiller, 1976-78
 Ross Booth, 1998-99, 2001, 2004
 Cole Boronite, 2017
 Mark Bornhorst, 1982-84
 Jerry Borst, 1955-58
 Julian Bowers, 2008-10
 Riley Bowling, 2018-19
 Mac Bowman, 1970-72
 William Bowman, 1984
 A.S. Boxley, 1951, 1953
 John Boyd, 1961-62
 Tom Boyer, 1996-99
 Danny Bradach, 1973-76
 Mike Bradley, 1999-2002
 Jared Braiman, 2017
 Art Brandriff, 1957-58
 Ben Brandt, 2007-10
 Adam Brankamp, 2000-01, 2004
 Fritz Braunlich, 1986
 Keith Braxton, 1993-996
 David Brazier, 1989
 James Breckinridge, 1964-66
 Steve Breeding, 1969-71
 Shawn Breen, 1999
 Bill Brehaney, 1951-52
 Elliott Brewster, 2017-19
 Dexter Bridge, 2011-12
 Trent Bridges, 1983-86
 Korey Bridy, 2018-22
 Max Brimington, 2019-22
 Jason Brinkmoeller, 2002
 Mark Bristol, 1985-87
 Jay Brock, 1982
 Cabell Brockman, 1997-98
 Hal Brodie, 1971-72
 Elijah Brooks, 2023
 George Brooks, 1970-72
 Ray Brooks, 1973-75
 Travis Brooks, 1998
 Jamie Browder, 1965
 Dave Brown, 1986-88
 Frank Brown, 1980
 George Brown, 2017-18
 Jeff Brown, 1984

Jim Brown, 1975
 Joey Brown, 2016-17
 J.R. Brown, 1997
 Marcus Brown, 2004-07
 Rick Brown, 1989
 Robert Brown, 2004-07
 Sam Brown, 2000-03
 Steve Brown, 1999-2000
 Tony Browne, 1998-2001
 Cole Brummit, 2016-18
 Henry Bruno, 1971
 William Bruant, 1966
 John Buchanan, 1994
 Travis Buchanan, 2020-23
 John Budde, 1978-80
 Glen Buck, 1989
 David Budlong, 1995-98
 Chris Brun, 1986-87
 Will Bunton, 2017-20
 Zohn Burden, 2002-05
 Jim Burg, 1965-67
 Jaydon Burgos, 2020
 Bryce Burnett, 2023
 Logan Burnett, 2023
 Robert Burns, 1984-86
 Doug Burton, 2012-14
 Keith Burwell, 1992-93
 Scott Burriss, 1996-98
 Joe Bush, 1962-64
 Ashley Butler, 1969
 Charlie Byrd, 1951-54
 Jimmy Byron, 1952

C-C-C-C

Alonzo Cabell, 1990-92
 Mark Cager, 1986-89
 Don Caldwell, 1979
 Emilio Calvin, 2008-11
 Ernie Campbell, 2019-22
 Randy Campbell, 1959-61
 Tom Campbell, 1967-69
 Sawaar Canady, 2017-19
 John Candler, 1959-61
 Martin Caples, 1958-60
 Thomas Carboni, 1981-83
 Skip Carleton, 1999-2002
 Greg Carlson, 2001-02
 Paul Carlton, 1950-52
 Devin Carper, 2017-19
 Lorenzo Carpenter, 1989-92
 Ward Carr, 1968
 Al Carter, 1988, 90
 Brett Carter, 1988
 Karee Carter, 2015
 Linwood Carter, 1965
 Scott Carter, 1981, 83
 Troy Carter, 1952-53
 Hunt Cary, 1991-92
 Jon Casarotti, 1990-91
 Ethan Caselberry, 2018-20
 David Casteel, 2000-02
 Stephen Castle, 2020-23
 Ryan Cates, 1998-2001
 Christopher Caudill, 1982
 John Caufield, 1970
 Gene Cauthen, 1998-2001
 Jack Caussin, 2019-22
 Chip Chace, 2005
 Walt Chalkey, 1971
 Bruce Chambers, 1970-72
 Jarvis Chandler, 2019-22
 John Chapla, 1965-66
 Shawn Chapman, 2010-12
 Justin Cheney, 2006
 Robbie Chenualt, 1997-99
 John Chicoli, 1986
 John Chisholm, 2000
 Cale Christensen, 1994-97
 Dillon Christopher, 2013-16
 George Chumbley, 1950-52
 Eric Church, 2008-10
 Chris Clark, 1984-87
 Jeff Clark, 1992
 Jordan Clark, 1994, 1996-98
 Melvin Clark, 1973
 Nicholas Clark, 2020
 Robby Clark, 1975-78
 Robert Clark, 1990-93

Ryan Clark, 2016-19
 Stillman Clark, 1999-2000
 Troy Clark, 1985-87
 Jaxon Clarke, 2022
 James Clarke, 1966
 Amon-Ra Clay, 2014-15
 Phil Clayton, 1970
 Grant Clemons, 2017-19
 Sam Clendenin, 2021-22
 Wesley Cline, 2020
 Camden Clinton, 2023
 Tyren Cloyd, 2017-20
 Adrian Cmerck, 2002-04
 Al Cobb, 2014-16
 Barry Coceano, 1981-83
 Bronson Cocke, 2013
 Jerry Codutti, 1972-75
 Clifton Cogger, 1984-86
 Bernie Colacicco, 1983, 1985
 Charlie Cole, 1961-63
 Jason Cole, 2022-23
 Mike Cole, 1971-73
 Tommy Cole, 1976
 Jimmy Coley, 1950
 Matt Coley, 1994-97
 Jud Collier, 1969
 Nick Collins, 1976-78
 Ray Collins, 1952, 1954
 Robert Collins, 2010-12
 Zach Collins, 2006-09
 Lucas Combs, 2007
 Joe Comello, 2022-23
 Alvin Comer, 1983-85
 Mike Conaway, 1973, 1976
 Steve Conlan, 1970
 Ian Connor, 1989
 Tony Conques, 1971
 Mark Conway, 1969-70
 Bishop Cook, 2022
 James Cook, 1982
 Kelly Cook, 1994-97
 Michael Cook, 1983
 Andre Cooper II, 2020-22
 Bobby Cooper, 1954
 Emmanuel Cooper, 2011-14
 Chris Copeland, 2013-15
 Bob Coptly, 1967-68
 Tim Cordle, 1978
 William Corn, 1980-82
 Alex Correll, 2002-04
 Joe Corsaro, 1977-78
 Torre Costin, 1994
 Ben Cottrell, 1980
 Charles Coulson, 1951
 Austin Coulling, 2016-18
 Scott Council, 1988-91
 John Covert, 2021-23
 Cade Cox, 2023
 Craig Cox, 1976-79
 Daniel Cox, 2019-22
 Tim Cox, 1977-79
 Monty Craft, 1989
 Allen Cratsenberg, 2014-17
 Bruce Crawford, 1972-72
 Travis Crittenden, 2002
 Isaiiah Crockett, 2022
 John Cross, 1991-93
 Jason Crowder, 1994-97
 Kouri Crump, 2021-23
 Edwin Cruz, 2008
 Jack Culbreath, 2020-23
 Max Cullen, 2021-2023
 Donnie Cumberland, 1973
 Don Cupit, 1969-70
 Tom Curran, 1995-97
 Andre Curtis, 1995-98
 Jack Curtis, 2007, 09
 Bill Currence, 1964
 Gene Cury, 1952

D-D-D-D

Warren Dabney, 2018-20
 Kevin Daigh, 1969-71
 Bobby Dale, 1956-58
 Bryan Dalton, 1998
 Jim Daly, 1983-85
 Tom Daniel, 1958-59
 Sam Daniels, 1993-94

David Darden, 1988
 Louis Darden, 1978-80
 Julio DaSilva, 2020-23
 Eric Davidson, 1989-90
 Bill Davis, 1961-63
 Brad Davis, 2017-20
 Chip Davis, 1974, 1976
 Conrad Davis, 1961-63
 Craig Davis, 1989
 James Davis, 1989-90
 Joey Davis, 1991
 Josh Davis, 2019
 Robert Davis, 1984-85
 Marquel Dawkins, 2022
 Benny Day, 1956-57
 Stephen Dean III, 2022-23
 Chip DeCarri, 1975-76
 Bruce DeGroot, 1972
 Frank DeLaine, 1973-75
 Andy Dearman, 1972-74
 Daryl Deke, 1981
 Noah Delaney-Manuel, 2017-19
 Kuony Deng, 2016-17
 DJ Dennis, 2018-20
 Cal Depew, 1968
 D.J. Derenzo, 1986
 Bill Dermott, 1965
 Mason Dermott, 2016-18
 James Devens, 2011
 John Devlin, 1991-94
 Robert de Wolff, 2013-15
 John Dick, 1973
 Erich Diehl, 1985-87
 Chuck Dinger, 1950-52
 Charles Dixon, 2019-22
 Tivris Dixon, 1995-97
 William Dixon, 2022-23
 Tyrel Dobson, 2022-23
 Ayden Doczi, 2021
 John Dodge, 1981
 Patrick Dolan, 2017
 Steven Doldy, 2019-22
 Pat Donahue, 1984
 Tom Dooley, 1955
 Chris Doos, 1991-93
 Patrick Doucette, 2014-17
 Justin Douglas, 1996-98
 Tony Douglas, 1988-1990
 Matt Dowler, 2002-05
 Austin Doyle, 2020-23
 Lou Drake, 1953
 Robert Draper, 1985
 Peter Dreisbach, 2003
 Steve Dudek, 1992-93
 Mike Dugan, 1971-72
 Tom Dumouchelle, 1988
 Brian Duncan, 2003-05
 Ed Duncan, 1960
 J.R. Dunkley, 1960-61
 Christian Dunn, 2020-22
 Robbie Dunn, 2023
 Leslie Dunnington, 1979-81
 Andrew Dunnington, 1992-94
 Wyatt Durette, 1959-60
 John Durst, 1969-71
 Walt Duryea, 1963
 Howard Dyer, 1958-60

E-E-E-E

Tommy Earle, 1977-79
 Frank Easterly, 1966-68
 David Eberhardt, 2012-13
 Kris Edelman, 1991-92
 Mike Eden, 1978-81
 Heath Edmiston, 1994-97
 Mike Edwards, 1993-95
 Jerry Eggleston, 1950
 Claud Eley, 1950-51
 Greg Ellen, 1994-97
 Evan Eller, 2020-23
 Hill Ellett, 1964-66
 David Ellington, 1969-70
 Brian Ellis, 2015
 Frank Ellis, 2007-08
 Billy Elmore, 1955-56
 Aladdin Elroumy, 2019-22
 John Engels, 1956-58
 Louis English, 2023

F-F-F-F

Jon Fabyonic, 1992-94
 John Falzone, 1965-66
 Lou Farmer, 1955-56
 Tony Farry, 1972-74
 Noah Fathy, 2023
 Josh Favaro, 2007-10
 Martin Fedenko, 1977-79
 Tyler Fedison, 2017-18
 Greg Fedor, 1997-2000
 Neal Felty, 1983-84
 Dick Fencel, 1953-54
 Demond Ferebee, 1993-94, 96
 Tom Ferguson, 1974-77
 Chris Ferrill, 2017-18
 Thomas Felvey, 1950, 1952
 Doug Finlayson, 1970
 Al Florini, 1963
 Martin Fisher, 1957
 Rusty Fitzgerald, 1963-65
 Jason Fletcher, 1996
 W.F. Flood, 1970
 Raymond Flowers, 1989-92
 Syour Fludd, 2018
 Mike Foesch, 1990-91
 Mike Foley, 1951-54
 Wade Foltz, 1979-81
 Lee Foresman, 1976
 Dane Forlines, 2013-16
 Jimmy Foster, 1955
 Wes Foster, 1955
 Stephan Fowlkes, 2023
 Andy Fox, 1996-97
 John Fox, 2003-05
 Vicheal Fox, 2002-03, 2005
 Paul Fraim, 1968-70
 Joe France, 1987
 Ryan Francis, 2014-17
 John Frankeberger, 1950-51
 Declan Franklin, 2019-20
 Bob Franks, 1971-73
 Joseph Franson, 2020-22
 Scott Frazier, 2015-16
 Xavier Frederick, 2019
 Mike Freeman, 1975-77
 Todd Frewald, 1985-87
 Tim Friece, 1998, 2000
 Dan Fritz, 1979-80
 Brian Froehlich, 1990, 1992-93
 Teray Frost, 1997-2000
 James Fruehan, 2011-14
 Bill Fuller, 1986
 Keith Fuller, 1991
 Caleb Furlow, 2011-13, 15
 Glen Furr, 1972-74

G-G-G-G

Aaron Gallagher, 2017-19
 Charlie Garbett, 2019-20
 John Garbett, 2023
 Pedro Garcia, 1998-99, 2001-02
 Johnny Garnett, 1974-77
 Jay Garrett, 1998-2000
 J.C. Garvin, 2014-16
 Ty Garvin, 2011-13
 Tyson Gast, 2023
 Montreze Gating, 2017
 Robert Gay, 1992-93
 Tony Gentile, 1966-68
 Ben George, 2020-23
 Ralph George, 1973-76
 Andre Gibson, 1975-77
 Joey Gibson, 1999-2002
 Johnny Gilbert, 1952
 Rick Gilbert, 1978-79
 Don Giles, 1962-63
 Marshall Gill, 2018-21
 Jim Sam Gillespie, 1957-58

Jim Sam Gillespie III, 1992
 Jeff Gillette, 1994
 Chris Gilliland, 2004-06
 Ed Glackin, 1973-76
 Chal Glenn, 1979
 Brian Gliba, 1993-95
 Kim Glidewell, 1973-76
 Dutch Goddard, 1974-77
 Geoff Goff, 1991-94
 Terrell Golden, 2004-05
 Jose Gomez, 1977-78
 Tim Gompers, 1974-75, 1977
 Steve Good, 1969
 .O. Goode, 2012
 Weir Goodwin, 1950-51
 Rick Goodwin, 2006-07
 Teddy Gottwald, 1979-82
 Andrew Gore, 2006-07
 Patrick Goulden, 2011-13
 Erwin Grabisna, 1984
 Bill Graf, 1950
 Keith Graham, 1999-2002
 Stephen Graham, 2017
 Bo Grant, 1974-76
 Mark Graybill, 1960-61
 Anthony Green, 1976, 1978
 Titus Green, 2001, 2003, 2005
 Xavier Greenfield, 2016-17
 J.J.C. Gregory, 1986
 Isaiah Grevious, 2023
 John Griffin, 1965, 1967-68
 Marcus Griffin, 1995
 Rick Griffith, 1969-70
 Bill Grigg, 1978, 1980-81
 Dan Griles, 1992-94
 Jacob Griles, 2020-22
 A.J. Gross, 2008-11
 Jay Grumbling, 1950-51
 Marvin Gundy, 1993
 Bill Guy, 1952-53

H-H-H-H-H

Bob Habasevich, 1966-68
 Bill Haberlein, 1958-60
 Wyatt Hagan, 2022
 Tracy Hairston, 2008-11
 Rusty Hale, 1989-91
 Eric Hall, 2003-06
 John Hall, 1970-72
 Mike Hall, 1979-81
 Tom Halliday, 1967, 1969
 Owen Ham, 2022-23
 Tony Hamilton, 1976-78
 Phil Hamric, 1959
 George Handler, 2006-09
 Jaylon Haney, 2019-20
 Bradley Hann, 2013-16
 Chris Harper, 2010-13
 Steve Harrington, 1966-68
 Grant Harris, 2003-05
 Greg Harris, 1993-96
 Mike Harris, 1995-98
 Noel Harris, 1978
 Ryan Harris, 2004
 Eric Harrison, 1987-88, 1990
 James Harrison, 1983
 Eric Hart, 1962-64
 Leon Hartless, 1960
 Nick Hartnett, 2018-20
 Thomas Haskins, 1993-96
 Jabari Haslem, 2021-23
 Mike Hatfield, 1980
 Bruce Hauck, 1983
 Ben Haus, 2017
 Taylor Hay, 1950
 Travis Hawkins, 2013-14
 Wade Hawkins, 1987-90
 Mike Hayes, 1997
 Nick Hayes, 2017
 Tim Hayes, 1988-89
 Daryl Haymon, 1999-2000
 Walker Hays, 2013-14, 2017
 Willard Hays, 1950
 Tom Hedge, 1950
 Stewart Heishman, 1984-85
 Shavon Henderson, 2016, 2018
 Mark Hennigan, 1989
 Gabe Hensley, 1999-2000
 Wayne Hepler, 1969-70

Paul Hebert, 1965-67
 Shavon Henderson, 2017
 Jakob Herres, 2018-20
 John Herrin, 1998
 Jack Herzog, 2003-06
 Jake Hickman, 1994-97
 Justin Hickman, 2008-09
 Jack Hill, 1950
 Ron Hill, 1993, 1995-97
 John Hince, 1966-67
 Doug Hines, 1973-75
 Blake Hippensteil, 1981-83
 Ah'Daryall Hite, 2023
 Steven Hite, 2008-09
 John Hobbs, 1973-76
 Bob Hockley, 1967-69
 Duncan Hodges, 2017
 Bill Hoehel, 1960-61
 Chris Hoffman, 1990
 Bill Hogan, 2016-17
 Kelly Holbert, 1990-92
 Christian Holland, 1951
 Richard Holland, 1997, 99-00
 Ty'rell Holley, 2019-22
 Colby Hollingsworth, 2003-06
 Ray Holloway, 2004
 Rod Hollowell, 1960
 Malik Holmes, 2023
 Cole Holtz, 2020-23
 Avi Hopkins, 1995-97
 Sam Horner, 1957-59
 Aaron Horton, 2022
 Butch Hostetter, 1977-80
 Charles Houk, 1995-97
 Brett Howell, 2018-19
 Tommy Howell, 1970
 Craig Howard, 1999-2001
 Jeff Hubbard, 1992-94
 Jim Hubbard, 1987-89
 Tre Hubbard, 2017
 Gavin Hudson, 2022
 Paul Hudson, 1950-51
 Justin Huggard, 2002-05
 Kyle Hughes, 2006-09
 Kamau Hull, 2001, 2003-05
 Michael Hulyo, 1981-84
 James Hummer, 2009
 Devone Humphrey, 2017-18
 Jay Hunt, 1997-98
 Scott Hunter, 1985
 Jonathan Hunter-Horton, 2021-23
 Larry Hupertz, 1977-79
 Joe Hurley, 1986-88
 Eric Hutchings, 1973-76
 Mike Hutchings, 2006
 Myles Hutchinson, 1951
 William Hyman, 2013

I-I-I-I

Wilson Ileso, 2006
 George Inge, 1988-90
 Tom Inge, 1959
 Tommy Inge, 2021-23
 Jim Ingram, 1970-71
 Noel Innocent, 2021-23
 Mike Inteso, 1987
 Richard Irby, 1964, 1966
 Collin Ironside, 2020-23
 Clark Irvine, 2011-12
 Garland Isaacs 1972, 1974
 Steve Isola, 1991
 Gabe Itoka, 2007-10
 Gordon Ivascu, 1980

J-J-J-J

Carl Jackson, 1978
 Darius Jackson, 1994, 1996-98
 Kendrick Jackson, 2017-19
 Michael Jackson, 2018-20
 Nathaniel Jackson, 2004-07
 P.J. Jackson, 1998-2000
 Terrell Jackson, 2021-23
 Chad Jacob, 2014-16
 Alex James, 2012-15
 Oliver James, 1979-80
 Raleigh James, 1972
 Paul Janshego, 1954-55
 Greg Jarvis, 1987
 Abdul Jawara, 2020
 Tony Jaworski, 1970-71

Miller Jay, 2022-23
 Jaylen Jefferson, 2017-18
 James Jenkins, 2023
 Rajah Jenkins, 2008
 Butch Jennings, 1990-91
 Mike Jesensky, 1979
 Thomas Jewett, 1980-82
 Ayden Jilson, 2018-22
 Andre Johnson, 1992-94
 Arturo Johnson, 1987
 Carter Johnson, 2018-20
 Chancellor Johnson, 2019
 Chris Johnson, 1986
 Christian Johnson, 2003-04
 Critt Johnson, 2018-19
 Darrian Johnson, 2014-15
 Duncan Johnson, 1983-86
 Deshawn Johnson, 1994-96
 Emilio Johnson, 2018
 Jason Johnson, 2021-23
 John Paul Johnson, 1955
 Kyle Johnson, 2006-08
 Marion Johnson, 1995
 Michael Johnson, 2009-11
 Pete Johnson, 1956-58
 Spike Johnson, 1992-93
 VJ Johnson, 2020-23
 William Johnson, 1973
 Curtis Johnson, 1980-81
 Donnie Johnston, 2002-04
 Duke Johnston, 1956-57
 Bob Jones, 1970
 Cameron Jones, 2008-10
 Charlie Jones, 2009-11
 Chaz Jones, 2008, 10-11
 Cory Jones, 1990
 Craig Jones, 1976-79
 Damian Jones, 2013-16
 Gavin Jones, 2023
 Glenn Jones, 1974-77
 Hugh Jones, 1964-65
 Marquan Jones, 2019-22
 Robby Jones, 1977-79
 Royce Jones, 1952-54
 Shamus Jones, 2021-23
 Stephone Jones, 1983-85
 Stinson Jones, 1958-61
 Toby Jones, 1981-83
 Tyler Jones, 2021
 Bobby Jordan, 1954-57
 Brian Jordan, 1990-92
 Kolbe Jorgenson, 2019
 Sammy Junco, 2018

K-K-K-K-K

Vic Kane, 1991-92
 Carl Kasko, 1956-58
 Rick Kastleberg, 1973
 Liam Kautchen, 2018-19
 Verne Keefer, 1956-58
 Frank Keeney, 2007
 Chris Keever, 1989-91
 John Keilty, 2007
 Jake Keith, 2016-17
 Jehan Keitt, 2003
 Christian Kelly, 2006-07
 Mike Kemp, 1987-89
 Yerry Kenneally, 1970
 Don Kern, 1959-60
 Alex Keys, 2013-16
 Rick Killmeyer, 1992-94
 Scott Kimball, 1983
 Mike Kimberly, 1989
 Reed King, 2017-19
 Randy Kinsey, 1970
 Robert Kinslow, 1951
 Michael Kirk, 2000-03
 Ted Kirk, 1969-71
 Bill Kirkland, 1957-78
 Bruce Kitchen, 1979
 Karl Kinar, 1951-53
 Wes Kite, 2000, 2002
 Matthew Kluk, 1999-2002
 Josh Knapp, 2020-23
 Chance Knox, 2020-23
 Andrew Kocan, 2023
 Don Komara, 1980-81
 Eric Kordenbrock, 2010-13
 Ken Kovac, 1986
 Chima Kpaduwa, 2017-19

Uzoma Kpaduwa, 2015-18
 Travis Kraft, 1994
 Andy Kratt, 1996
 Jerry Kress, 1954
 Steve Krickovic, 1985-86
 Kerr Kump, 1967-68
 Tom Kurkoski, 1957-59

L-L-L-L-L

Bob LaPosta, 1965
 Frank Ladson, 1982-83
 Darian Lafferty, 1999-2001
 Jim Lambert, 1965
 Mark Lambert, 1975-77
 Pete Lampman, 1986-88
 Butch Land, 1962
 Nic Land, 2023
 John Landry, 1970-72
 Jack Lanford, 1950-52
 Javeon Lara, 2016-19
 Jay Lasek, 1980-82
 Boo Lassiter, 1989-90
 John Lauerman, 1950
 Charlie Lavery, 1952-55
 Brad Lawrence, 1988
 Najee Lawrence, 2017-19
 Steve Lawrence, 1975
 David Lawson, 1993
 Mark Layne, 1978-80
 Carl LeBourdais, 1954-56
 Bill Leck, 1950
 Mike Ledford, 1992-93
 Jerry Ledlow, 1985
 Bob Lee, 1964
 John Lee, 1984
 Tommy Leemon, 1969
 Ken Legum, 1959-61
 Rob Leighty, 1950-51
 Isaiah Lemmond, 2022-23
 Brian Lengvarsky, 1997-99
 Al Lester, 1994-97
 Bruce Leve, 1962
 Aaron Lewis, 2009-12
 Andrew Lewis, 2013-16
 Austin Lewis, 2009
 Cornell Lewis, 1995-97
 Nathan Lhotsky, 2023
 Jake Liberatore, 2020-23
 Charlie Liesfield, 2003-06
 Caleb Lindsey, 2014, 2016
 Brad Lipscomb, 2013, 15-16
 Scott Lipscomb, 2015-17
 Brian Lipscomb, 1980-83
 Tommy Lloyd, 2004-07
 Zack Lockhart, 2017
 Bob Lockridge, 1968-70
 Dickie Lockridge, 1979
 Colin Loftis, 2017-18
 Jimmy Lofton, 1972-75
 John Long, 1981-84
 Chip Louthan, 1974
 Howie Lowden, 1994-96
 Jack Lowden, 1950
 Neil Lowenstein, 1982-84
 Will Lucas, 2010-13
 Travis Ludden, 2005-08
 John Ludd, 1967-69
 Allan Lunsford, 1989-90
 Frank Lumpkin, 1978
 Rich Lykins, 1970
 Dan Lyle, 1989-92
 Josh Lyles, 2001-04
 Terrell Lynch, 2009, 11
 Dick Lyons, 1952, 1954-55
 Bradley Lythgoe, 2017-18

M-M-M-M-M

Travis Mabrey, 1987-89
 James MacDonald, 1950-51
 Gary Mackey, 1966-68
 Mike Maguigan, 1966, 1968
 Jade Maher, 2016-17
 Michael Mahoney, 1966
 Abey Malave-Lopez, 2000-02, 04
 Brian Malast, 2000, 2002-03
 Mike Maleski, 2002-05
 Jimmy Mallis, 1986
 Seth Mallory, 2015-17
 Aljareek Malry, 2019-22
 Sal Mancuso, 2018-20

Tristan Mann, 2019-22
 Thomas Manning, 1984
 Cameron Manuel, 1979
 Johnny Mapp, 1951-53
 Jeff Marcey, 2006-07
 Andrew Marcotte, 2011-14
 Ted Mariani, 1951-52
 Alvin Markhand, 1950-51
 Chuck Marks, 1967-68
 Miguel Marshall, 2010-11
 Dan Martin, 1980-82
 Dave Martin, 1955
 Kandler Martin, 2021
 Rohan Martin, 2016-19
 Curtis Mason, 1989-92
 Robert Mason, 2002-05
 Art Massaro, 1982-84
 Kevin Massenburg, 1982
 Bland Massie, 1976
 Gabe Mastrobuno, 1977-80
 Kip Mattis, 1987
 Rick Mattoso, 1995
 Dontae Mauck, 2015
 Lawrence Mauck, 1976
 Matt Maxey, 1999-2002
 Jonathan Mayo, 1992-94
 Mike Mayo, 1984-87
 Tim Maypray, 2006-09
 Luke Mayr, 2021-22
 Connor Mays, 2011-13
 Pete Mazik, 1962-63
 Anthony Mazza, 1951
 Jim McCallum, 1952
 Chuck McCarthy, 1984
 Connor McCarthy, 2020
 Ebenezer McCarthy, 2021-23
 Nick McCarthy, 2019
 Pat McCarthy, 1977-79
 Ryan McCarthy, 2023
 Tom McCarthy, 1982-85
 Bret McClung, 2022-23
 Travis McDaniel, 1991-93
 Pat McDowell, 1997, 2000
 Jim McFalts, 1955-58
 Dick McFarlin, 1950
 Bill McGarrath, 1984, 86-87
 Matt McGonegle, 2004
 William McGowan, 1966
 Dan McGrew, 1986-88
 Anthony McIntosh, 1985-88
 Mark McIntyre, 1972-73
 Steve McKenna, 1976-77, 1979
 Patrick McKinney, 2006-09
 Harry McKnight, 1972-74
 Jeff McLean, 1976-78
 Mark McLean, 1977-78
 Chuck McLennan, 1955-56
 LaShae McMillan, 2004
 Bryant McMillian, 1991-92
 Terrence McMillian, 1988
 Richard McMinn, 1990
 Gary McNeal, 1955-56
 Bobby McQueen, 1973-76
 Morgan McPhaul, 2022-23
 Graham McPherson, 1995-98
 Chris Meacham, 1990-93
 Ricky Mears, 1987-88
 Turner Mebane, 1989-90
 Dennis Merklinger, 1960-61
 Ted Mervosh, 1964-66
 Matt Metheny, 1988-90
 Tom Mihalik, 1973-76
 Ned Mikula, 1968, 1970
 Dave Miles, 1973-75
 Bill Miller, 1952-55
 Brad Miller, 2003-04
 Scott Miller, 1969-70
 Stephen Miller, 2014-17
 Malachi Mills, 2019-22
 Malacki Mills, 1981-82
 Matt Milner, 2015, 2017
 John Minstead, 1990-92
 Nick Mims, 2006-08
 Marcus Mines, 1989-92
 Ryan Mingus, 2005, 2007
 Claiborne Minor, 1964-66
 Gil Minor, 1960-62
 Rick Minor, 1969
 Terry Minor, 1993-96
 Kirk Minton, 1973

Aaron Mitchell, 1998, 2000
 Bobby Mitchell, 1959-61
 John Mitchell, 1982-83
 Kevin Mitchell, 1982-83
 Sidney Mitchner, 1992-94
 Rob Mittelstadt, 1999
 Sean Mizzer, 2002-04, 06
 John Mobley, 2015, 2017
 Bob Modarelli, 1960-62
 Matt Modarelli, 1993
 Jose Mojica, 1996-97
 Justin Molloy, 1995-96
 Dan Monahan, 1984-85
 Kirk Monteleone, 2003-05
 Joe Moody, 1954-56
 Lee Moon, 1967, 1969
 Alan Moore, 1966
 Destin Moore, 2023
 Doug Moore, 2012-15
 Jacob Moore, 2023
 Jalen Moore, 2018-20
 Pat Moore, 1971
 Ronnie Moore, 1972-75
 Sean Moore, 2002-05
 Joe Morabit, 1959
 Adam Morgan, 2010-12
 Allen Morgan, 1972-74
 Jeff Morgan, 1976-79
 Johnny Morgan, 1953-54
 Mike Morgan, 1990-92
 Seth Morgan, 2019-22
 Pat Morrison, 1959-61
 Chris Morris, 1999-2000
 James Morris, 2023
 Will Morris, 2016-18
 John Morton, 1973
 Howard Moss, 1957-59
 Kenny Moseley, 1999, 2001
 Sam Moultrie, 1972
 Bill Mowll, 1962
 Deffy Mubangu, 1997-99, 2001
 Doug Muirheld, 1970-71
 Mike Muller, 1978
 Kerry Mullin, 1976
 Mark Mulrooney, 1962-63
 Camillus Musselman, 1990-93
 Calvin Murray, 1980-82
 Cameron Murray, 2009-11
 Camden Murphy, 2019
 Daniel Murphy, 1984
 Jimmy Murphy, 2020-23
 Hershel Murray, 1959
 Larry Murray, 1988
 Nate Murray, 2012-15
 Quan Myers, 2015, 2017-18
 Tom Myers, 1962-63

N-N-N-N-N

Tom Napier, 1970-72
 Steel Nardozzi, 2003-05
 Joe Naselli, 1966-68
 Derek Neal, 2000
 Bill Nebraska, 1955-58
 Mike Necessary, 1983-85
 Chad Neely, 1994-95
 Ed Negro, 1977-78
 Egypt Nelson, 2023
 Joe Nelson, 2013-15
 Roger Nerone, 1965
 Nick New, 2020
 Dan Newcomer, 1973-74
 Jay Newcomer, 1972-74
 Chance Newman, 2018-19
 Doug Nichols, 1970-71
 Matthew Nicholson, 2013-16
 Richard Nickel, 1963
 Kyle Nikmard, 2007-09
 John Noon, 1970
 Ronnie Norman, 1972-74
 Mike North, 1969-70
 Todd Northrop, 1987-89
 Butch Nunnally, 1961-63

O-O-O-O-O

Robert Oaks, 2003-04
 Jimmy O'Dell, 1958-59
 John O'Donnell, 1967
 Tim O'Neil, 1952
 George O'Neill, 1956, 1958
 Steve Oddi, 1974-77
 Dale Ogg, 1976-78

Alex Oliver, 2020-23
 Frank Oliver, 1965-66
 Mike Ondos, 1958-59
 John Orrison, 1966
 Bob Osler, 1978-79
 Greg Otey, 1984-86
 Darryl Overton, 2021
 Bob Owen, 1950
 Christopher Owens, 2017-20
 Grayson Owens, 2020-22
 Tyler Owens, 2012-13
 Hunt Ozmer, 1975

P-P-P-P-P

Wes Padilla, 2017
 Jake Paladino, 2016-18
 Daz Palmer, 2016-17
 Sam Palmer, 2008
 Steve Palmer, 1983-84
 Steve Pancham, 1983-85
 Brian Pannell, 1986, 1988-89
 Mark Pappas, 1981-82
 Jon Pardew, 1990-91
 Darius Parker, 1996-99
 Isaiah Parker, 2015, 2017-18
 Rick Parker, 1964
 Tom Parker, 1972-73
 Lance Parnell, 1990-91
 Kenneth Parns, 1966
 John Parrott, 1984-87
 Ed Patnesky, 1962
 Maury Pauling, 2002-03
 Ken Patrick, 1959-60
 Mike Patterson, 1963-64
 Sam Patterson, 2012-15
 Jeff Paul, 1989
 William Paulette, 1968
 Maury Pauling, 2001-04
 Joe Paustenbaugh, 1978
 Gerard Payne, 2006-07
 Nathan Payne, 2021-23
 Jonathan Payne-Wimbish, 2011
 Jacob Peace, 2018-20
 Ed Pearson, 1996, 2000
 Binnie Peay, 1961
 Trace Pedigo, 2021-23
 Clark Peele, 1971
 Cody Peregoy, 2017-18
 Mike Perfetti, 1989-92
 Chris Perry, 2004-05
 Michael Perry, 2022
 Gary Persinger, 1979-81
 Adam Peters, 2003-06
 Justin Peterson, 2020-23
 Dave Petka, 1986-89
 Neal Petree, 1950-51
 William Pfeiffer, 1978
 Ambrose Phillips, 1983-85
 Casey Phillips, 2015
 Richard Phillips, 1962-64
 Dan Phlegar, 1963-65
 Phillip Pickens, 2009, 12
 Damon Pinerio, 1994
 Zach Pirtle, 2023
 Garrett Pitts, 2020
 Charles Plageman, 1986-89
 DeAngello Plather, 2000-02
 Eric Plogger, 1991-92
 Wesley Poff, 1990
 Tyriq Poindexter, 2021-23
 David Poldiak, 2000-01, 03-04
 Dylan Poley, 2023
 Bob Polk, 1960
 John Portasik, 1950-51
 Jahleel Porter, 2022-23
 Lawrence Porter, 2020
 Fred Poss, 1952-53
 Rives Potts, 1970
 Bill Powell, 1958-60
 Joseph Powell, 1951
 Bill Powers, 1986-87
 Ethan Preston, 2012
 Eugene Pribila, 1990-93
 Gary Price, 2002-04
 J.W. Price, 1961
 Kaleb Priddy, 2020-23
 Brett Prillaman, 1998-2001
 Matt Prokop, 1999-2000
 Mark Pruden, 1982

Wayne Purcell, 1987-90
 John Puvogel, 2000-01, 03-04
 Allan Pyke, 1973-75
 Dave Pyle, 1976-77

Q-Q-Q-Q-Q

Elijah Quamiley, 2020-23
 Bo Quattrone, 1987-89
 Russ Quay, 1967
 John Quinn, 1959
 Brian Quisenberry, 1978-80
 Henry Quisenberry, 1950-51

R-R-R-R-R

Kelly Raber, 1981-82
 Bob Rader, 1955-57
 Eric Radford, 1973-76
 Jim Radle, 1982-84
 Tom Radle, 1980-81
 Michael Rainey-Wiles, 2007-10
 Paul Raitz, 1987
 Bill Ralph, 1951-53
 Glen Ralston, 1983-85
 George Ramer, 1951-53
 Alex Ramsey, 2017-19
 Pete Ramsey, 1969-71
 Robert Randolph, 1965-66
 Eric Rankin, 2021-23
 Richard Rankin, 1965-66
 Jacob Ratchford, 2001
 Sam Ratcliffe, 1973
 Alex Ray, 2008-10
 Marc Ray, 2009-10
 Steve Ray, 1970
 Rashad Raymond, 2020-23
 Kevin Reardon, 1991-93
 Weston Reber, 2009, 11-13
 Dave Redman, 1984-85
 Collin Reece, 2017
 Adam Reel, 2004-06
 Andy Reel, 2001-02
 Bill Reed, 1962, 1964
 Chad Reed, 2014-15
 Pete Reed, 2016
 Ken Reeder, 1960-62
 Tyler Reedy, 2008-09
 Greg Reese, 1998
 Will Reid, 2020-23
 Ron Reimman, 1984
 Don Reisch, 1970-71
 Trey Reiter, 2021-23
 Tom Replogle, 1974-77
 Erik Reynolds, 1992-93
 Jeff Reynolds, 1974-76
 Jim Reynolds, 1975-77
 Carl Rhodes, 1964-65
 Tom Rhodes, 1964-65, 1967
 Hunter Rice, 2021-23
 Jaron Rice, 2011
 Jim Rice, 1980-82
 Jerry Rice, 2019-22
 Oscar Richardson, 1972-74
 Tony Richardson, 2014-17
 Jarrod Richmond, 2016-19
 Connor Riddle, 2017-20
 Colby Rider, 2017-19
 John Riding, 1970
 Phil Riggleman, 1985-87
 George Ripley, 1950-51
 Steven Riveros, 2023
 Hunter Robbins, 2021-23
 Worth Roberts, 1970
 Alijah Robinson, 2013-16
 Darryl Robinson, 1980-83
 De'Andre Robinson, 2022-23
 Doug Robinson, 1988-89, 91-92
 George Robinson, 1950-51
 Joey Robinson, 2006-07
 Joseph Robinson, 1977
 Richard Robinson, 1996
 Jacob Rochester, 2005-08
 Bryan Rodriguez, 1999-2001
 Steve Roenker, 1987-89
 James Rogers, 2011-13
 Mike Rogers, 1994-97
 Chuck Rogerson, 1983-84
 Louis Rolan, 1979-80
 Arnold Roots, 2015
 Iyan Roseborough, 2013-16

Victor Rosen, 2004
 Bobby Ross, 1956-58
 Dwayne Ross, 1988-91
 Stefawn Ross, 2009-12
 Dan Rothemel, 1974
 Davis Rowady, 2017
 Bryan Royster, 2005
 Louis Rucker, 1982-83, 85
 Melvin Rucker, 1979-82
 Nick Ruffin, 1956-58
 Chris Rule, 1988-90
 Mark Rumph, 1988-90
 Ray Rushton, 1980-82
 Brian Rychlik, 1992-93

S-S-S-S-S

Doug Sabol, 2022
 Milt Salter, 1970-72
 Kyser Samuel, 2019-22
 Aaron Sanders, 2013-16
 Charles Sanders, 1992-93
 Greg Sanders, 2014-17
 Walt Sanders, 1980-81
 Musa Sarki, 2000-03
 Josh Sarratt, 2019-20
 P.W. Sarver, 1983-84
 Robert Savage, 1978-80
 Brandon Savochka, 1992-93
 Bob Scaglione, 1983-85
 Tony Scales, 1989-92
 Cliff Schademman, 2004
 Luke Schalm, 2022-23
 Ray Schaper, 1974-77
 Larry Schaudies, 1971-73
 Chip Schelhorn, 1974-75
 Ryan Schelske, 2002
 Bob Schmalzreidt, 1965-67
 Charlie Schmaus, 1966
 Alvin Schmidt, 1989-90
 Zach Schoberl, 2020
 Dave Schrader, 1969-70
 Andrew Schultz, 1992
 Ben Schultz, 1995, 1997
 Tom Schultze, 1972-73
 Ken Scott, 1958-59
 Luke Scott, 2023
 Mario Scott, 2007-10
 Derik Screen, 2000-03
 Harry Seigfried, 1976-77
 Nick Servadio, 1952-54
 Jeff Sexton, 2009-12
 Patrick Sexton, 2010, 12-13
 Collin Shannon, 2022-23
 Matt Sharpe, 2001-03
 Wendell Shay, 1952-53
 Emmy Shedlock, 1965
 Mark Shelton, 2020-23
 Harry Shepherd, 1956-57
 Jon Sherrod, 1993
 Gary Shick, 1972
 Cody Shirley, 2012, 15
 Fred Shirley, 1959-61
 Gary Shope, 1970
 Steve Short, 1980-82
 Carl Showalter, 1980-81
 Ben Shrewsbury, 2023
 Lou Shuba, 1959-60
 Jim Shumaker, 1961, 1963
 John Shuman, 1976-79
 Joe Siler, 1952-53
 R. C. Simmons, 2001-02, 2004
 Mike Sisler, 1967-69
 Avery Sites, 2019
 Rucker Slater, 1986
 Tom Slater, 1963-65
 Aj Smith, 2017-20
 Barry Smith, 1980-82
 Chase Smith, 2015-17
 Clarence Smith, 2002-03
 D'Angelo Smith, 2009-11
 Derek Smith, 2006
 Fred Smith, 1966-68
 Jack Smith, 1994-95
 Jordan Smith, 2022
 Julian Smith, 1967
 Justin Smith, 2010-13
 Larry Smith, 1966-68
 Mike Smith, 2010-13
 Reginald Smith, 1981-83
 Terry Smith, 1969

Tommy Smith, 2015-18
 Tripp Smith, 2001-04
 Tyain Smith, 2016-19
 Charlie Snead, 1962-64
 Josh Sneed, 2008-11
 T.J. Snelling, 2000-03
 Rob Snodgrass, 1993
 Buzz Snyder, 1955
 Stone Snyder, 2019-22
 Robert Soderholm, 2018-22
 Joe Sokolowski, 1988-90
 Kevin Solomon, 1999-2001
 Allan Soltis, 1976-78
 Kaden Sonnabend, 2022
 Brian Southard, 1989-92
 Logan Sorenson, 2009
 Tom Sowers, 1968
 Geoffrey Speight, 2022-23
 Tony Spevak, 1995-96
 Murphy Sprinkel, 1968-70
 George St. John, 1951
 Montrell Stanley, 2019-22
 Matt Staton, 1995
 Joseph Strafford, 1966
 Paul Staiger, 1973-74
 Logan Staib, 2011-14
 Bill Stainback, 1967-68
 Dorien Starnes, 2021-23
 Eddie Stawowczyk, 2016-17
 Ned Stepanovich, 1975-77
 Mark Stephenson, 1992-94
 Greg Stevens, 2008
 Marcus Stiltner, 1999-2001
 Lee Stillwell, 1966-68
 Mark Stock, 1985-86, 88
 Taylor Stout, 2013-16
 Dave Stradford, 2012
 Charlie Stratus, 2006
 Joe Straub, 1962-64
 Shane Strand, 2017-20
 Chris Stroock, 1995
 Scott Strong, 1967
 Jon Stroupky, 2014-16
 Joe Stuz, 1950
 Anthony Sturgill, 1999-2002
 Roger Sturgill, 1983
 Greg Sturz, 2001-03
 Jason Stutts, 1995-96
 Denny Sullivan, 1969-71
 Ty Summers, 1999-2002
 Darrell Summerville, 1994-95
 Tahj Summey, 2020-23
 Robert Susnar, 1986-87
 Gabe Sutherland, 2016-17
 Tyler Swann, 2021-23
 Patrick Sweeney, 2007-08
 Levi Swindell, 2006-09
 Grant Swinehart, 2020-23
 Ryan Swingle, 2014-16
 Ron Swirk, 1955-57
 Keith Sykes, 1986-88

T-T-T-T-T

Judd Tabor, 1994
 Mike Talley, 1963, 1965
 Ryan Talley, 1995
 T.J. Talley, 2008-11
 Jayson Tarpeh, 2021-22
 Paul Tate, 1981, 1983
 Don Taylor, 1966-67
 Jafri Taylor, 2009
 Joe Taylor, 2006-08
 Keith Taylor, 2005-08
 Lionel Taylor, 1986-89
 Tamar Teagle, 2019
 Joseph Teasley, 2020
 Dennis Telzrow, 1964-66
 Hardy Temoney, 2008, 10-12
 Justin Tench, 2009
 Dante Terrell, 2023
 Mike Teubner, 1969-71
 Lloyd Thacker, 1957-58
 Mike Thacker, 1965-67
 Billy Thomas, 1994-97
 Blake Thomas, 1970, 1972
 Leroy Thomas, 2019-22
 Rick Thomas, 1969
 Jim Thomassell, 1970
 Scott Thomasson, 1980-81

Alec Thompson, 2012-13
 Braydon Thompson, 2021
 Eric Thompson, 2002
 Mario Thompson, 2010-13
 Maurice Thompson, 1982-84
 Terry Thompson, 1982-84
 Andre Thornton, 1994-97
 Jim Thornton, 1952-54
 Kris Thornton, 2017-18
 Wayne Thornton, 1972
 Ivan Thorpe, 2022-23
 Juan Thrasher, 2008-11
 Dap Tillery, 1987-90
 William Tilling, 1982-84
 Cris Timmons, 1978-80
 Andy Titone, 1986
 Jon Tobin, 2018-21
 Maximilian Toch, 1966
 Lamont Toliver, 1984
 Michael Tomaso, 2017-19
 Mark Tomlin, 2009
 Hugh Tompkins, 1966-68
 Tice Toomy, 2019-22
 Bruce Torbett, 1972-74
 Bill Tornabene, 1961-63
 Jim Toth, 1977
 Richard Townsend, 1972
 Tracy Toye, 1986-88
 Colby Trammell, 1967, 1969
 John Traynham, 1958-61
 Tom Trobridge, 1979-80
 Vince Trobetta, 1951
 Riuq Trotman, 2015-19
 Jim True, 1958
 Andy Tucker, 1961-63
 Brice Tucker, 2015-17
 Kaleb Tucker, 2016-19
 Mike Tucker, 1972
 Terry Tucker, 1992-94
 Todd Tudor, 1980, 1982-83
 Rick Tufaro, 1974-75
 John Turley, 1956
 David Turner, 2010, 12
 Jabari Turner, 2011-14
 John Turner, 1963-65
 Leon Turner, 1978
 Robert Turner, 1983
 Mike Tutor, 1993-95
 David Twillie, 1981-84
 Aidan Twombly, 2020-23
 David Tyler, 1982-84
 Sam Tyus, 1986

U-U-U-U-U

Reece Udinski, 2017-20
 Steve Umberger, 1980-82
 Phil Upton, 1972-75

V-V-V-V-V

Dick Valentine, 1970-71
 Matt Van Wie, 2002
 Aaron Vardell, 2019-22
 Kyle Vardo, 2014, 2016
 Neil Varnado, 1988
 Ezra Varney, 2022
 Bill Vaughn, 1950
 Dale Vaughn, 1954-55
 Scott Vaughn, 1983-84
 Ron Vaughns, 1999, 2001-03
 Jordan Veal, 2014, 2016
 Buster Venable, 1969-70
 Garrett Via, 2023
 Andy Viola, 2005-08
 Ryan von Brandt, 2022-23
 Daniel VonSchuch, 2006

W-W-W-W-W

Randy Wainman, 2004
 Bryant Walker, 2018-20
 Doug Walker, 1961-63
 Eric Walker, 1990, 1992-93
 Greg Walker, 2008-11
 James Walker, 1984
 Jim Wall, 1985-86
 Damani Wallace, 1993-95
 G.J. Walley, 1978-80
 Chris Walsh, 1999-2002
 Andrew Walton, 2004-05
 Aubrey Walton, 1984, 1986
 Jamaal Walton, 2003-06

Tommy Walton, 2003
 Will Wampler, 2017
 Jeremy Ward, 2002-05
 Jordan Ward, 2017-20
 Kris Ware, 2006, 2008-10
 Billy Dee Washington, 1998-2001
 Jeff Washington, 1977-79
 John Washington, 1986-89
 John Washington, 2011-14
 Kevin Washington, 1985-88
 Keith Washington, 1983-86
 Todd Washington, 1989-91
 Shane Washko, 2020-23
 Trae Watkins, 2008-11
 Mike Watson, 2006-07
 Tom Watt, 1950
 Bob Watts, 1966-67
 Deon Watts, 2011-14
 Barrett Way, 2004-06
 Marvin Watts, 1971-73
 Chuck Weatherman, 2017-19
 Eric Weaver, 2018-22
 Gregg Weaver, 1976-78
 Ed Webb, 1999-2001
 Rusty Webb, 2006
 Zach Webb, 2008
 Cliff Weddington, 1993
 Dick Weede, 1958-60
 Kyle Weidlich, 1980-81
 Mark Weiss, 1970-72
 Bill Welsh, 1961-63
 Eddie Wernertz, 1994-95
 Larry Wertz, 1964-66
 Ty Wesenyak, 2019
 Jim Westbrook, 1969-70
 Lake Westfall, 1953-55
 Larry Wetsel, 1960
 Jamie Whalen, 1991-93
 Austin White, 2020-23
 Donny White, 1962-64
 Rick White, 1974-75
 Jason White, 1995-98
 Jeff White, 1978-80
 Ken White, 1998-99
 Michael "Robbie" White, 2010-11
 Terry White, 1972-75
 Tim White, 1984-85
 Trent White, 2010
 Zahmarie White-Muhammad, 2023
 Wayne Whiting, 2012
 Butch Whitt, 1963-64
 James Whitaker, 1988-90
 Court Whitman, 1996-98
 Jeb Wickham, 2020
 Quesuan Wigfall, 1997-2000
 EJ Wilborne, 2023
 Frank Wilder, 1990-91
 John Wilkins, 2015
 David Wilkinson, 1965-66
 Ron Wilkosz, 1974, 1976
 Dick Willard, 1959-61
 Calvin Williams, 1985-88
 Gene Williams, 1971-73
 Joe Williams, 1990-93
 Larry Williams, 1976-78
 Matt Williams, 2000
 Michael Williams, 2015-17
 Miller Williams, 2011-15
 Stacy Williams, 2021-22
 Tim Williams, 1991-92, 1994-95
 Ty Williams, 1999, 2001
 Eddie Willis, 1963-65
 John Willison, 1973-76
 Bland Wilson, 1950
 Chandler Wilson, 2023
 John Wilson, 1983
 Jonathan Wilson, 2003-06
 Scott Wilson, 1994-95
 Lee Wimbish, 1980-83
 Josh Wine, 2007-10
 Cardell Winfield, 1995-98
 Warren Winning, 1981-83
 Carl Wittig, 1979
 Chris Witts, 1989-90
 Mike Wood, 1985, 1987-88
 Eric Woodhouse, 1984-85
 Tristan Woodley, 2023
 Chippy Woods, 1950-52
 Tony Woods, 1989-91
 Mike Woodward, 1974
 Dave Woolwine, 1951-54

Lettermen (1950-2023), cont.

Richard Woolwine, 1980-81
 Roy Woolwine, 1984
 Sam Woolwine, 1978-80
 Sam E. Woolwine, 1955-57
 Michael Wooten, 1981-84
 Jimmy Workman, 1964
 DeWitt Worrell, 1960-61
 Ed Woy, 1951-52
 Bo Wren, 2007-10
 Craig Wright, 1989
 Eric Wright, 1989-90
 James Wright, 1984-87

Y-Y-Y-Y-Y

Aaron Yarbough, 1997-2000
 Jeff Yates, 1975
 Rocky Yost, 1969-70
 Dan Young, 1984-87
 Bryant Youngblood, 2006-09

Z-Z-Z-Z-Z

Chris Zaleski, 1989
 Josh Zarriello, 2023
 Warren Zeiders, 1951-52
 Jeff Zeigler, 1989-92
 Derrick Ziglar, 2012-15
 Ricky Zgol, 1984-86
 Daryoush Ziai, 1984
 Tony Zoetis, 1977-79

Although many managers through the years have earned letters from the VMI football program, they are not listed (when known) in this guide due to space considerations.

Year-By-Year Results

1891 (3-0-1)

VMI		OPP.	
6	Washington and Lee	0	
0	Washington and Lee	0	
18	St. John's (Md.)	0	
28	at Pantops	12	
52	Totals	12	

1892 (4-0-1)

VMI		OPP.	
18	St. John's	0	
12	Wake Forest	12	
34	Duke	0	
34	Kentucky	0	
30	Washington and Lee	6	
128	Totals	18	

1893 (3-1)

VMI		OPP.	
28	Washington and Lee	0	
10	North Carolina	4	
34	Richmond	0	
0	Virginia	22	
72	Totals	26	

1894 (6-0)

VMI		OPP.	
44	St. Albans	0	
4	Washington and Lee	0	
48	Hampton Athletic Club	0	
16	Washington & Lee	0	
10	Virginia Tech (Staunton)	6	
16	Roanoke College	0	
138	Totals	6	

1895 (5-1)

VMI		OPP.	
18	at Washington and Lee	0	
44	Richmond	0	
26	Roanoke College	0	
30	Washington and Lee	0	
42	N.C. State (Atlanta)	6	
4	Virginia Tech (Lynchburg)	6	
164	Totals	12	

1896 (3-4)

VMI		OPP.	
12	Washington and Lee	0	
0	at Washington and Lee	6	
42	Alleghany Institute	0	
0	St. Alban's	22	
14	St. John's	0	
0	Virginia Tech (Roanoke)	24	
0	Virginia (Lynchburg)	46	
68	Totals	98	

1897 (3-2)

VMI		OPP.	
14	Columbia	4	
0	at Vanderbilt	12	
20	at Roanoke College	6	
42	Hampden-Sydney	0	
0	St. Alban's (Lynchburg)	4	
76	Totals	26	

1898 (4-2)

VMI		OPP.	
33	Columbia	0	
16	Richmond	0	
29	at Washington and Lee	5	
22	St. Alban's	5	
5	Georgetown (Richmond)	11	
5	at Navy	20	
110	Totals	41	

1899 (1-0)

VMI		OPP.	
39	Washington & Lee	0	
39	Totals	0	

1900 (4-1-2)

VMI		OPP.	
11	at Washington and Lee	0	
0	Virginia	0	
0	St. Alban's	0	
11	Georgetown (Richmond)	16	
41	Washington and Lee	0	
18	Hampton Athletic Club	0	
5	Virginia Tech (Roanoke)	0	
86	Totals	16	

1901 (4-3)

VMI		OPP.	
30	Hampden-Sydney	0	
0	at Georgetown	5	
79	Richmond	0	
46	at Washington and Lee	6	
0	Virginia (Lynchburg)	29	
0	Virginia Tech (Norfolk)	21	
0	Maryland	0	
199	Totals	61	

1902 (3-3-1)

VMI		OPP.	
0	St. Alban's	0	
11	at Georgetown	23	
33	Richmond	0	
10	UNC (Lynchburg)	17	
29	Hampden-Sydney	0	
11	Washington and Lee	0	
5	Virginia Tech (Norfolk)	50	
99	Totals	90	

1903 (2-1)

VMI		OPP.	
24	Old Point College	0	
6	N.C. State	0	
6	North Carolina (Roanoke)	28	
36	Totals	28	

1904 (3-5)

VMI		OPP.	
0	N.C. State	6	
0	at Navy	12	
26	Marine Officers	6	
0	at Virginia	17	
6	St. John's	12	
6	Davidson	0	
27	Augusta Military Acad.	0	
5	Virginia Tech (Roanoke)	17	
70	Totals	70	

1905 (2-5-1)

VMI		OPP.	
0	N.C. State	5	
6	Davidson	8	
0	UNC (Winston-Salem)	17	
0	Virginia Tech (Richmond)	34	
0	Randolph-Macon	0	
11	St. John's	10	
23	William & Mary	0	
0	at Navy	29	
40	Totals	103	

1906 (4-4)

VMI		OPP.	
0	N.C. State	17	
0	Davidson	6	
15	St. John's	6	
0	at Virginia	4	
6	Roanoke College	5	
33	Maryland	5	
10	Rollers (AMA)	0	
4	at Richmond	6	
68	Totals	49	

1907 (5-3)

VMI		OPP.	
17	at Virginia	0	
6	Davidson (Roanoke)	0	
0	Virginia Tech (Roanoke)	0	
58	William & Mary	16	
69	Baltimore Medical	0	
37	Navy Yard Athletics	0	
44	Roanoke College	0	
52	Eastern College	0	
282	Totals	282	

1908 (3-2)

VMI		OPP.	
21	William & Mary	0	
40	Hampden-Sydney	0	
2	St. John's	6	
57	Staunton Mil. Academy	29	
0	Virginia Tech (Roanoke)	21	
120	Totals	120	

1909 (4-3)

VMI		OPP.	
28	Roanoke College	0	
3	UNC (Lynchburg)	3	
0	at Virginia	0	
0	St. John's	0	
22	Randolph-Macon	17	
0	Davidson (Lynchburg)	0	
6	William & Mary	6	
59	Totals	59	

1910 (3-3-1)

VMI		OPP.	
0	at North Carolina	0	
0	Norfolk Blues	0	
33	William & Mary	33	
0	at Virginia	0	
22	St. John's	8	
8	Maryland	6	
6	at Georgetown	6	
69	Totals	69	

1911 (7-1)

VMI		OPP.	
38	Rollers (AMA)	17	
5	Davidson (Roanoke)	12	
6	N.C. State	0	
25	Randolph-Macon	0	
6	at Virginia	17	
38	Richmond	38	
80	Catholic U	5	
5	St. John's (Roanoke)	203	
203	Totals	203	

1912 (7-1)

VMI		OPP.	
27	Hampden-Sydney	27	
30	Richmond Medical	30	
26	Gallaudet	6	
19	at Virginia	0	
3	at Kentucky	2	
3	St. John's	25	
34	Roanoke College	3	
21	at John's Hopkins	0	
163	Totals	163	

1913 (7-1-2)

VMI		OPP.	
9	Hampden-Sydney	0	
33	William & Mary	3	
14	Mississippi	0	
67	St. John's	0	
7	at Virginia	38	
0	Morris Harvey	0	
30	Baltimore College	0	
14	N.C. State (Richmond)	7	
17	Roanoke	0	
6	Virginia Tech (Roanoke)	6	
197	Totals	54	

1914 (4-4)

VMI		OPP.	
18	Hampden-Sydney	7	
10	Richmond	0	
22	William & Mary	0	
6	Gallaudet	0	
7	at Georgia Tech	28	
7	UNC (Charlotte)	30	
23	Clemson (Richmond)	27	
0	Virginia Tech (Roanoke)	3	
50	Totals	95	

1915 (6-2-1)

VMI		OPP.	
25	Hampden-Sydney	7	
19	William & Mary	6	
7	Gallaudet	0	
13	Richmond	6	
3	North Carolina (Greensboro)	3	
0	at Virginia	44	
21	Wake Forest	6	
6	Clemson (Richmond)	3	
9	Virginia Tech (Roanoke)	27	
103	Totals	102	

1916 (4-5)

VMI		OPP.	
19	Hampden-Sydney	0	
66	William & Mary	0	
54	Gallaudet	0	
9	at Maryland	15	
13	at North Carolina	38	
14	Catholic U	16	
37	Clemson (Richmond)	7	
7	Virginia	20	
14	Virginia Tech (Roanoke)	23	
233	Totals	119	

1917 (4-4-1)

VMI		OPP.	
15	Hampden-Sydney	14	
53	William & Mary	0	
0	at Army	34	
14	Maryland	14	
7	Davidson (Danville)	23	
54	Roanoke	0	
0	N.C. State (Richmond)	17	
19	Gallaudet	3	
0	Virginia Tech (Roanoke)	6	
162	Totals	111	

1918 (1-3)

VMI		OPP.	
6	at Maryland	7	
0	at Newport News Navy	41	
19	Gallaudet	6	
0	Virginia Tech (Roanoke)	6	
25	Totals	60	

1919 (6-2)

VMI		OPP.	
3	Hampden-Sydney	0	
21	W&M (Richmond)	3	
0	at Virginia	7	
0	N.C. State (Roanoke)	21	
29	at North Carolina	7	
14	Davidson (Lynchburg)	7	
41	Roanoke	0	
13	Virginia Tech (Roanoke)	0	
121	Totals	45	

1920 (9-0)

VMI		OPP.	
54	Roanoke	0	
136	Hampden-Sydney	0	
22	at Virginia	6	
35	Citadel (Lynchburg)	0	
27	at Pennsylvania	7	
14	N.C. State (Petersburg)	0	
23	at North Carolina	0	
96	Catholic U	0	
24	Virginia Tech (Roanoke)	7	
431	Totals	20	

Year-By-Year Results

1921 (3-5-1)		1927 (6-4-0)		1933 (2-7-1)		1939 (6-3-1)	
VMI	OPP.	VMI	OPP.	VMI	OPP.	VMI	OPP.
13	0	37	0	0	20	41	0
32	0	22	0	6	37	0	21
20	0	0	7	0	32	2	0
7	14	32	0	0	6	20	13
7	21	8	13	19	13	16	13
7	20	6	10	13	12	7	26
7	7	20	0	0	14	0	0
7	14	7	0	6	21	7	20
7	26	0	25	0	15	13	0
7	26	12	9	0	0	19	7
107	102	144	64	44	170	125	100
1922 (7-2-0)		1928 (5-3-2)		1934 (1-8-0)		1940 (7-2-1)	
VMI	OPP.	VMI	OPP.	VMI	OPP.	VMI	OPP.
34	7	14	7	0	46	33	0
50	0	6	6	6	22	0	33
62	0	0	13	6	29	13	0
14	0	31	13	0	7	13	7
14	0	9	0	13	17	7	0
61	0	0	0	13	6	7	9
7	9	0	0	13	23	0	0
46	0	13	0	0	23	20	0
3	7	0	12	13	27	0	0
291	23	6	18	0	13	13	0
1923 (9-1-0)		1929 (8-2-0)		1935 (2-7-1)		1941 (4-6-0)	
VMI	OPP.	VMI	OPP.	VMI	OPP.	VMI	OPP.
6	0	19	0	26	0	7	36
33	0	40	0	0	44	13	28
7	10	7	12	6	12	20	27
27	6	12	7	0	6	7	27
35	0	20	7	0	0	25	7
22	7	7	6	19	0	13	7
46	0	12	6	0	56	0	21
9	0	12	0	6	14	27	0
33	0	12	23	6	12	15	10
6	0	14	0	63	157	7	10
224	23	155	61	1936 (6-4-0)		134	173
1924 (6-3-1)		1930 (3-6-0)		1937 (5-5-0)		1942 (3-5-1)	
VMI	OPP.	VMI	OPP.	VMI	OPP.	VMI	OPP.
33	0	12	0	19	0	0	0
39	0	6	0	24	7	0	0
0	3	6	7	0	38	6	7
28	0	6	13	13	38	38	18
0	13	0	20	0	38	29	0
17	7	0	20	20	0	20	6
0	3	6	0	12	6	6	24
10	3	0	32	0	0	0	28
25	0	0	26	13	7	6	27
0	0	0	24	0	6	6	20
152	29	30	122	1938 (6-1-4)		111	130
1925 (6-4-0)		1931 (3-6-1)		1943 (2-6-0)		1944 (1-8-0)	
VMI	OPP.	VMI	OPP.	VMI	OPP.	VMI	OPP.
33	0	6	0	6	12	6	7
27	6	0	7	7	18	26	20
9	0	0	13	20	9	13	0
46	0	13	13	7	0	12	7
0	33	18	3	21	7	0	27
17	14	20	41	26	7	0	21
10	18	0	7	7	20	0	34
27	23	0	6	7	9	7	46
0	7	7	20	27	0	14	21
0	7	6	13	6	12	46	183
169	108	82	123	1945 (1-8-0)		1946 (1-8-0)	
1926 (5-5-0)		1932 (2-8-0)		1947 (1-8-0)		1948 (1-8-0)	
VMI	OPP.	VMI	OPP.	VMI	OPP.	VMI	OPP.
20	0	18	6	33	7	6	7
10	0	0	23	12	12	26	20
0	13	0	44	0	26	7	38
7	13	6	12	0	7	2	26
7	14	6	12	7	6	0	34
7	0	0	12	13	6	6	21
12	7	6	4	14	0	12	57
0	28	7	12	47	14	0	20
10	9	7	20	6	6	6	8
7	14	0	7	19	6	65	231
80	98	44	166	1949 (1-8-0)		1950 (1-8-0)	
1927 (6-4-0)		1933 (2-7-1)		1951 (1-8-0)		1952 (1-8-0)	
VMI	OPP.	VMI	OPP.	VMI	OPP.	VMI	OPP.
37	0	0	20	6	12	6	7
22	0	6	37	7	18	26	20
0	7	0	32	0	9	7	38
32	0	13	6	7	0	2	26
8	13	3	21	7	7	0	34
6	10	26	26	21	6	6	21
20	0	41	7	26	0	12	57
7	0	7	20	7	14	0	20
7	0	6	13	6	6	6	8
0	25	7	7	19	6	65	231
25	9	0	26	6	2	1953 (1-8-0)	
12	9	12	134	1954 (1-8-0)		1955 (1-8-0)	
166	166	1934 (1-8-0)		1956 (1-8-0)		1957 (1-8-0)	
1928 (5-3-2)		1940 (7-2-1)		1958 (1-8-0)		1959 (1-8-0)	
VMI	OPP.	VMI	OPP.	VMI	OPP.	VMI	OPP.
14	7	33	0	0	46	33	0
6	6	0	33	6	22	0	33
0	13	13	0	6	29	13	0
9	0	7	7	0	7	13	7
0	0	0	0	17	17	7	0
0	9	7	9	6	6	7	9
13	0	0	0	13	23	0	0
0	12	13	27	0	27	20	0
18	18	13	13	13	13	13	0
75	75	20	190	20	0	14	0
1929 (8-2-0)		1935 (2-7-1)		1941 (4-6-0)		1947 (1-8-0)	
VMI	OPP.	VMI	OPP.	VMI	OPP.	VMI	OPP.
19	0	26	0	7	36	0	0
40	0	0	44	13	28	0	0
7	12	6	12	20	27	6	7
12	7	0	6	7	27	25	7
20	7	19	0	13	7	13	7
12	6	0	56	0	21	0	21
12	0	6	14	27	0	15	10
14	0	6	12	15	10	7	10
61	61	63	157	134	173	1948 (1-8-0)	
1930 (3-6-0)		1936 (6-4-0)		1942 (3-5-1)		1949 (1-8-0)	
VMI	OPP.	VMI	OPP.	VMI	OPP.	VMI	OPP.
12	0	19	0	0	0	0	0
6	0	24	7	0	38	6	7
6	7	0	38	6	38	38	18
0	13	13	38	29	0	29	0
0	20	20	0	20	6	20	6
6	0	12	6	6	24	0	28
0	32	0	0	0	24	0	28
0	26	13	7	0	27	6	27
0	24	0	6	6	20	6	20
122	122	122	140	111	130	1950 (1-8-0)	
1931 (3-6-1)		1937 (5-5-0)		1943 (2-6-0)		1951 (1-8-0)	
VMI	OPP.	VMI	OPP.	VMI	OPP.	VMI	OPP.
6	0	6	12	0	12	0	27
0	7	7	18	13	18	13	0
0	13	20	9	12	0	12	7
13	13	7	0	0	27	0	27
18	3	21	7	0	21	0	34
20	41	26	7	0	27	0	34
0	7	7	20	0	20	7	46
7	6	7	9	0	0	14	21
12	20	27	0	6	12	46	183
6	13	6	12	111	130	1952 (1-8-0)	
82	123	1943 (2-6-0)		1944 (1-8-0)		1953 (1-8-0)	
1932 (2-8-0)		1938 (6-1-4)		1949 (1-8-0)		1954 (1-8-0)	
VMI	OPP.	VMI	OPP.	VMI	OPP.	VMI	OPP.
18	6	33	7	6	7	6	7
0	23	12	12	26	20	26	20
0	44	0	26	7	38	7	38
6	12	0	7	2	26	2	26
0	12	7	6	0	34	0	34
0	12	13	6	6	21	6	21
6	4	14	0	12	57	12	57
7	12	47	14	0	20	0	20
7	20	6	6	6	8	6	8
0	7	19	6	65	231	1955 (1-8-0)	
0	26	6	2	1956 (1-8-0)		1957 (1-8-0)	
12	134	1940 (7-2-1)		1958 (1-8-0)		1959 (1-8-0)	
166	166	1941 (4-6-0)		1959 (1-8-0)		1960 (1-8-0)	
1933 (2-7-1)		1947 (1-8-0)		1960 (1-8-0)		1961 (1-8-0)	
VMI	OPP.	VMI	OPP.	VMI	OPP.	VMI	OPP.
0	20	6	7	6	7	6	7
6	37	26	20	7	38	7	38
0	32	2	26	2	26	2	26
0	6	0	34	0	34	0	34
19	13	6	21	6	21	6	21
13	12	12	6	12	57	12	57
0	14	0	14	0	20	0	20
6	21	6	6	6	8	6	8
0	15	19	6	65	231	1962 (1-8-0)	
0	0	6	2	1963 (1-8-0)		1964 (1-8-0)	
0	0	2	2	1964 (1-8-0)		1965 (1-8-0)	
0	0	1942 (3-5-1)		1965 (1-8-0)		1966 (1-8-0)	
0	0	1943 (2-6-0)		1966 (1-8-0)		1967 (1-8-0)	
0	0	1944 (1-8-0)		1967 (1-8-0)		1968 (1-8-0)	
0	0	1945 (1-8-0)		1968 (1-8-0)		1969 (1-8-0)	
0	0	1946 (1-8-0)		1969 (1-8-0)		1970 (1-8-0)	
0	0	1947 (1-8-0)		1970 (1-8-0)		1971 (1-8-0)	
0	0	1948 (1-8-0)		1971 (1-8-0)		1972 (1-8-0)	
0	0</						

Year-By-Year Results

1945 (5-4-0)

VMI		OPP.
37	Emory & Henry	0
40	at Richmond	6
7	Virginia (Lynchburg)	40
21	N.C. State	14
9	at William & Mary	13
27	Vanderbilt	13
0	at Maryland	38
7	Catawba	14
7	Virginia Tech (Roanoke)	0
155	Totals	138

1946 (4-5-1)

VMI		OPP.
21	Catawba	7
7	at Richmond	7
0	at Georgia Tech	32
8	at Virginia	19
25	Davidson	0
0	at William & Mary	41
7	N.C. State (Roanoke)	49
26	at Furman	7
21	The Citadel	6
7	Virginia Tech (Roanoke)	20
122	Totals	188

1947 (3-5-1)

VMI		OPP.
13	Catawba	6
13	George Washington	7
0	at Georgia Tech	20
20	at Richmond	21
6	Virginia	35
14	at Davidson	14
20	at William & Mary	28
6	at The Citadel	7
28	Virginia Tech (Roanoke)	14
120	Totals	152

1948 (6-3-0)

VMI		OPP.
28	Catawba	6
26	at George Washington	6
0	*William & Mary	31
9	at Richmond	0
14	at Virginia	26
33	Davidson	6
6	at Tulane	28
34	The Citadel	6
33	Virginia Tech (Roanoke)	7
183	Totals	116

* Oyster Bowl - Norfolk, VA

1949 (3-5-1)

VMI		OPP.
7	Quantico Marines	14
14	G. Washington (Lynchburg)	7
6	at William & Mary	54
14	*Richmond	7
13	Virginia (Lynchburg)	32
14	at Army	40
47	Davidson	6
14	at The Citadel	19
28	Virginia Tech (Roanoke)	28
157	Totals	207

* Tobacco Bowl-Richmond

1950 (6-4-0)

VMI		OPP.
S23	25 Wm. & Mary (Roanoke)	19
S29	12 at G. Washington	15
O7	26 at Richmond	14
O14	0 at Texas A & M	52
O21	13 at Virginia	26
O28	13 Catawba	14
N4	46 at Davidson	6
N11	14 at Georgia Tech	13
N18	13 The Citadel	7
N23	27 Va. Tech (Roanoke)	0
189	Totals	166

1951 (7-3-0)

Southern Conference Champions

VMI		OPP.
S15	7 at Cincinnati	26
S22	29 Wofford	6
S29	34 at Richmond	0
O6	20 at William & Mary	7
O20	14 at Virginia	34
O27	34 at Catawba	14
N3	35 Davidson	13
N10	7 at Georgia Tech	34
N17	27 at The Citadel	21
N22	20 Virginia Tech (Roanoke)	7
227	Totals	162

1952 (3-6-1)

VMI		OPP.
S20	13 William & Mary (Roanoke)	34
S26	0 at Miami (FL)	45
O4	28 Richmond	14
O10	28 at Florida State	7
O18	14 *Virginia	33
O24	20 at George Washington	20
N1	14 at Army	42
N8	21 W. Virginia (Roanoke)	39
N15	20 The Citadel	19
N27	7 Virginia Tech (Roanoke)	26
165	Totals	279

* Tobacco Bowl - Richmond, VA

1953 (5-5-0)

VMI		OPP.
S19	44 Catawba	0
S26	13 George Washington	14
O3	7 at Richmond	13
O10	14 at The Citadel	0
O17	21 at Virginia	6
O24	20 at West Virginia	52
O31	7 at Florida State	12
N7	20 William & Mary (Roanoke)	19
N14	0 at Cincinnati	67
N26	28 Virginia Tech (Roanoke)	13
174	Totals	196

1954 (4-6-0)

VMI		OPP.
S18	0 Davidson	19
S25	16 at George Washington	14
O2	19 at Richmond	6
O9	0 at Boston College	44
O16	0 at Virginia	21
O23	6 West Virginia (Bluefield)	40
O30	19 Florida State (Lynchburg)	33
N6	21 William & Mary (Roanoke)	0
N13	42 The Citadel	0
N25	9 Virginia Tech (Roanoke)	46
132	Totals	223

1955 (1-9-0)

VMI		OPP.
S17	7 at Tulane	20
S24	6 George Wash. (Roanoke)	25
O1	0 Richmond	21
O8	12 West Virginia (Bluefield)	47
O15	13 at Virginia	20
O22	7 Davidson	21
O29	13 at William & Mary	20
N5	0 at Lehigh	39
N12	14 at The Citadel	7
N19	13 Virginia Tech (Roanoke)	39
85	Totals	259

1956 (3-6-1)

VMI		OPP.
S15	47 at Stetson	6
S22	0 at Virginia	18
S29	12 at Army	32
O6	35 at Richmond	20
O13	20 Lehigh	27
O19	14 at George Washington	40
O27	13 at Davidson	13
N3	20 W&M (Lynchburg)	6
N10	6 at West Virginia	13
N22	0 Virginia Tech (Roanoke)	45
167	Totals	220

1957 (9-0-1)

Southern Conference Champions

VMI		OPP.
S21	7 at Tampa	0
S28	21 at Holy Cross	21
O5	28 at Richmond	6
O12	26 Davidson	14
O19	14 at William & Mary	13
O26	26 GWU (Roanoke)	20
N2	20 at Virginia	7
N9	12 at Lehigh	7
N16	33 The Citadel	7
N28	14 Virginia Tech (Roanoke)	6
201	Totals	101

1958 (6-2-2)

VMI		OPP.
S20	46 Morehead State	20
S27	33 at Villanova	6
O4	12 Richmond	6
O11	6 William & Mary (Bluefield)	6
O18	13 at Tampa	12
O25	42 at Davidson	7
N1	33 Virginia (Norfolk)	0
N8	7 Lehigh (Lynchburg)	7
N15	6 at The Citadel	14
N27	16 Virginia Tech (Roanoke)	21
214	Totals	99

1959 (8-1-1)

Southern Conference Champions

VMI		OPP.
S19	46 at Marshall	0
S26	0 at Penn State	21
O3	14 Richmond (Portsmouth)	14
O10	19 Virginia (Lynchburg)	12
O17	26 William & Mary (Norfolk)	7
O24	34 Davidson	7
O30	28 at George Washington	6
N7	7 at Lehigh	6
N14	32 The Citadel	8
N26	37 Virginia Tech (Roanoke)	12
243	Totals	93

1960 (7-2-1)

Southern Conference Champions

VMI		OPP.
S17	33 at William & Mary	21
S24	28 at Buffalo	14
O1	21 Richmond	6
O7	34 at George Washington	10
O15	30 at Virginia	16
O22	14 at Boston College	14
O29	8 at Memphis State	21
N5	18 Lehigh	14
N12	20 at The Citadel	6
N24	12 Va. Tech (Roanoke)	13
218	Totals	135

1961 (6-4-0)

VMI		OPP.
S16	33 at Marshall	6
S23	0 at Villanova	22
S29	8 at Richmond	6
O7	6 at G. Washington	30
O14	7 Virginia (Norfolk)	14
O21	13 at Davidson	0
O28	14 at William & Mary	7
N4	8 The Citadel	14
N11	39 at Buffalo	6
N23	6 Virginia Tech (Roanoke)	0
134	Totals	105

1962 (6-4-0)

Southern Conference Champions

VMI		OPP.
S15	22 G. Wash. (Lynchburg)	6
S22	0 at Villanova	24
S28	21 at Richmond	0
O6	0 at Boston College	18
O13	6 at Virginia	28
O20	20 Davidson	7
O27	6 William & Mary	0
N3	16 at The Citadel	7
N10	14 at Holy Cross	20
N22	14 Virginia Tech (Roanoke)	9
119	Totals	119

1963 (3-5-2)

VMI		OPP.
S21	14 George Washington	6
S28	6 at Iowa State	21
O5	10 at Davidson	10
O12	0 Virginia (Richmond)	6
O19	12 *Navy	21
O25	7 at Richmond	7
N2	26 at William & Mary	6
N9	12 at Holy Cross	14
N16	33 The Citadel	8
N28	20 Virginia Tech (Roanoke)	35
140	Totals	134

* Oyster Bowl - Norfolk, VA

1964 (1-9-0)

VMI		OPP.
S19	12 William & Mary	14
S26	14 at Richmond	20
O3	7 at Villanova	27
O10	19 *Virginia	20
O17	10 at Buffalo	14
O24	35 Davidson	0
O31	6 at Tulane	25
N6	7 at Detroit	28
N14	0 at The Citadel	17
N26	13 Virginia Tech (Roanoke)	35
123	Totals	200

* Tobacco Bowl - Richmond, VA

1965 (3-7-0)

VMI		OPP.
S18	21 at William & Mary	32
S25	7 at Army	21
O2	0 at George Washington	14
O9	10 at Virginia	14
O16	0 at Southern Mississippi	3
O23	16 at Davidson	10
O30	12 at Boston College	41
N6	21 Richmond	14
N13	21 The Citadel	7
N25	13 Va. Tech (Roanoke)	44
121	Totals	200

Year-By-Year Results

1966 (2-8-0)

VMI		OPP.
S17	14 at Villanova	13
S24	7 Georgia (Roanoke)	43
O1	0 at Boston College	14
O7	34 at Richmond	20
O15	27 at Virginia	
38		
O22	0 George Washington	13
O29	15 William & Mary	22
N5	6 at So. Mississippi	42
N12	14 at The Citadel	30
N24	12 Va. Tech (Roanoke)	70
129	Totals	305

1967 (6-4-0)

VMI		OPP.
S16	46 Davidson	21
S23	9 at West Virginia	21
S30	0 Richmond	3
O7	28 *William & Mary	33
O14	22 The Citadel (Roanoke)	11
O21	6 at Georgia	56
O28	18 at Virginia	13
N4	38 Akron	14
N11	26 at Boston College	13
N23	12 Va. Tech (Roanoke)	10
205	Totals	195

* Tobacco Bowl - Richmond, VA

1968 (1-9-0)

VMI		OPP.
S21	12 at Vanderbilt	25
S28	0 at Virginia	47
O5	13 Villanova	19
O11	7 W. Virginia (Roanoke)	14
O19	8 at The Citadel	13
O26	10 William & Mary	20
N2	0 at Richmond	35
N9	21 at Davidson	17
N16	13 at Boston College	45
N28	6 Va. Tech (Roanoke)	55
90	Totals	290

1969 (0-10-0)

VMI		OPP.
S20	0 at Rice	55
S27	0 Richmond	20
O4	0 at West Virginia	32
O11	10 *Virginia	28
O18	2 The Citadel	28
O25	17 at William & Mary	25
N1	6 at Davidson	59
N8	11 at North Carolina	61
N15	32 at Boston College	49
N27	0 Va. Tech (Roanoke)	52
78	Totals	409

* Tobacco Bowl - Richmond, VA

1970 (1-10-0)

VMI		OPP.
S12	13 Furman	0
S19	0 at Rice	42
S26	10 at West Virginia	47
O3	3 at Boston College	56
O10	10 at Virginia	49
O17	10 William & Mary	24
O24	9 at The Citadel	56
O31	21 Davidson	55
N7	13 at North Carolina	62
N14	17 at Richmond	40
N21	14 Va. Tech (Roanoke)	20
120	Totals	451

1971 (1-10-0)

VMI		OPP.
S18	27 Davidson	3
S25	3 at Villanova	13
O2	0 at Furman	14
O9	24 The Citadel	25
O16	6 at Richmond	21
O23	7 at William & Mary	12
O30	0 at Maryland	38
N6	0 at So. Mississippi	38
N13	3 at West Virginia	28
N20	8 Chattanooga	31
N27	0 Va. Tech (Roanoke)	34
78	Totals	257

1972 (2-9-0)

VMI		OPP.
S9	3 East Carolina	30
S16	14 Davidson	18
S23	16 at Maryland	28
S30	15 at Richmond	34
O7	3 at The Citadel	42
O14	14 at Virginia	45
O21	3 William & Mary	31
O28	10 at Dayton	14
N4	31 Furman	7
N11	24 at West Virginia	50
N18	17 at UT-Chattanooga	0
150	Totals	299

1973 (3-8-0)

VMI		OPP.
S8	0 at Virginia	16
S15	8 Navy	37
S22	0 at Richmond	35
S29	0 at Tulane	42
O6	23 The Citadel	6
O13	7 at East Carolina	42
O20	13 at Furman	19
O27	14 at William & Mary	45
N3	24 Davidson	17
N10	7 at Georgia Tech	36
N17	22 at Virginia Tech	21
118	Totals	316

1974 (7-4-0)

Southern Conference Champions

VMI		OPP.
S14	7 Furman	0
S21	7 at Vanderbilt	45
S28	43 at Davidson	7
O5	22 *Virginia Tech	17
O12	20 at The Citadel	9
O19	14 at So. Mississippi	15
O26	31 William & Mary	20
N2	14 at Richmond	17
N9	10 at Virginia	28
N16	31 Colgate	14
N23	13 East Carolina	3
212	Totals	175

* Tobacco Bowl - Richmond

1975 (3-8-0)

VMI		OPP.
S13	9 Delaware	10
S20	21 at Virginia	22
S27	55 Davidson	0
O4	13 at Furman	10
O11	10 at Georgia Tech	38
O18	19 *Richmond	24
O25	3 The Citadel	6
N8	7 William & Mary	13
N15	0 at Virginia Tech	33
N22	12 at East Carolina	28
N29	13 at Connecticut	3
162	Totals	187

* Tobacco Bowl - Richmond, VA

1976 (5-5-0)

VMI		OPP.
S11	20 at William & Mary	34
S18	12 Appalachian State	31
S25	0 at Richmond	43
O2	17 Furman	3
O9	7 *Virginia Tech	37
O16	3 East Carolina	17
O23	10 at Delaware	6
O30	13 **Virginia	7
N6	30 at The Citadel	14
N20	26 Indiana State	14
138	Totals	206

* Tobacco Bowl - Richmond, VA

** Oyster Bowl - Norfolk, VA

1977 (7-4-0)

Southern Conference Champions

VMI		OPP.
S10	23 William & Mary	13
S17	14 at Army	27
S24	13 at East Carolina	14
O8	25 Richmond	0
O15	19 The Citadel	3
O22	20 at Lehigh	30
O29	21 Davidson	0
N5	30 at Virginia	6
N12	31 at Furman	28
N19	20 Rhode Island	7
N26	7 at Virginia Tech	27
223	Totals	155

1978 (3-8-0)

VMI		OPP.
S9	3 at William & Mary	10
S16	25 Bucknell	14
S23	3 at The Citadel	14
S30	17 at Virginia	9
O7	6 East Carolina	19
O14	23 *Richmond	6
O21	10 Lehigh	14
O28	12 Western Carolina	41
N4	3 at Georgia	41
N11	10 Appalachian State	31
N18	2 at Virginia Tech	28
114	Totals	227

* Tobacco Bowl - Richmond, VA

1979 (6-4-1)

VMI		OPP.
S8	7 William & Mary	3
S15	17 Richmond	7
S22	0 at Virginia	19
S29	10 at East Carolina	45
O6	24 East Tennessee St.	14
O13	27 at Appalachian St.	22
O20	6 The Citadel	37
O27	21 Furman	20
N3	13 Connecticut	13
N10	13 at Marshall	3
N17	20 Virginia Tech	27
158	Totals	210

1980 (3-7-1)

VMI		OPP.
S6	14 at Western Carolina	16
S13	13 at William & Mary	10
S20	17 Marshall	3
S27	16 at Furman	21
O4	0 at The Citadel	28
O11	10 U.T./Chattanooga	55
O18	22 at Richmond	17
O25	6 Villanova	17
N1	22 at Boston University	38
N8	16 Appalachian State	16
N15	6 *Virginia Tech	21
142	Totals	242

* Oyster Bowl - Norfolk, VA

1981 (6-3-1)

VMI		OPP.
S12	21 Western Carolina	14
S19	14 at Army	7
S26	31 William & Mary	14
O10	14 *The Citadel	0
O17	14 at Appalachian St.	14
O24	20 at Marshall	16
O31	10 at Virginia	13
N7	14 Richmond	45
N14	21 Furman	33
N21	6 at Virginia Tech	0
165	Totals	156

* Oyster Bowl, Norfolk, VA

1982 (5-6-0)

VMI		OPP.
S11	21 at East Tenn. State	3
S18	12 at William & Mary	24
S25	69 Central Florida	0
O2	3 at Furman	38
O9	7 at The Citadel	21
O16	35 James Madison	7
O23	14 *Richmond	0
O30	0 at Virginia	37
N6	20 Marshall	22
N13	31 Appalachian State	14
N20	3 **Virginia Tech	14
221	Totals	180

* Tobacco Bowl - Richmond, VA

** Oyster Bowl - Norfolk, VA

1983 (2-9-0)

VMI		OPP.
S10	14 William & Mary	28
S17	0 at Appalachian St.	31
S24	0 at Virginia Tech	28
O1	0 Furman	49
O8	6 The Citadel	27
O15	10 at Virginia	38
O22	24 East Tenn. State	12
O29	19 Richmond	35
N5	6 at U.T.-Chattanooga	23
N12	14 Maine	12
N19	7 at Marshall	56
100	Totals	339

1984 (1-9-0)

VMI		OPP.
S8	13 at William & Mary	24
S15	7 at Virginia	35
S22	16 Western Carolina	22
S29	20 Appalachian State	16
O6	7 *Virginia Tech	54
O20	0 U.T.-Chattanooga	35
O27	3 at Richmond	45
N3	24 at The Citadel	27
N10	17 at James Madison	21
N17	14 Boston University	41
121	Totals	320

* Oyster Bowl - Norfolk, VA

1985 (3-7-1)

VMI		OPP.
S14	15 at Virginia	40
S21	14 Richmond	28
S28	7 at North Carolina	51
O5	14 The Citadel	14
O12	23 East Tennessee State	19
O19	16 at Marshall	21
O26	39 William and Mary	38
N2	10 at Appalachian St.	26
N9	14 James Madison	7
N16	7 at U.T.-Chattanooga	54
N23	30 at Western Carolina	35
189	Totals	333

Year-By-Year Results

1986 (1-10-0)

VMI	OPP.	
S13 22	at William & Mary	37
S20 3	Furman	34
S27 7	at James Madison	39
O4 9	Marshall	16
O11 47	at The Citadel	30
O18 9	at Richmond	40
O25 0	at Western Carolina	34
N1 9	Central Florida	38
N8 6	at Georgia Tech	52
N15 6	Appalachian State	19
N22 20	at East Tennessee St.	31
138	Totals	370

1987 (4-7-0)

VMI	OPP.	
S12 24	West Virginia Tech	3
S19 10	at Appalachian St.	27
S26 27	Wofford	11
O3 0	at Virginia	30
O10 7	at The Citadel	3
O17 17	James Madison	20
O24 7	at Marshall	42
O31 6	*William & Mary	17
N7 0	at Furman	38
N14 20	East Tennessee St.	13
N21 0	U.T.-Chattanooga	31
118	Totals	235

* Oyster Bowl - Norfolk, VA

1988 (2-9-0)

VMI	OPP.	
S3 10	at East Tennessee State	26
S10 7	at William & Mary	30
S17 13	Richmond	14
S24 20	Marshall	24
O1 13	at Furman	31
O8 20	Appalachian State	34
O22 0	at James Madison	37
O29 18	Wofford	17
N5 7	at Georgia Tech	34
N12 20	*The Citadel	31
N19 24	Western Carolina	20
152	Totals	298

* Oyster Bowl - Norfolk, VA

1989 (2-8-1)

VMI	OPP.	
S2 16	East Tennessee State	17
S9 7	at North Carolina	49
S16 17	William & Mary	24
S23 22	at Richmond	27
S30 6	Furman	30
O7 0	at Appalachian State	34
O21 0	at James Madison	25
O28 10	at Marshall	40
N4 39	Davidson	36
N11 20	The Citadel	10
N18 14	at U.T.-Chattanooga	14
151	Totals	306

1990 (4-7-0)

VMI	OPP.	
S1 24	Catawba	7
S8 20	at Western Carolina	28
S15 24	James Madison	21
S22 17	at Army	41
O6 22	at Furman	51
O13 47	*William & Mary	59
O20 66	West Virginia Tech	27
O27 7	Marshall	52
N3 3	at The Citadel	23
N10 0	Appalachian State	17
N17 21	at East Tennessee State	20
251	Totals	346

* Oyster Bowl - Norfolk, VA

1991 (4-7-0)

VMI	OPP.	
S7 35	East Tennessee State	20
S14 19	at Appalachian State	24
S21 42	Lafayette	21
S28 38	at Richmond	27
O5 28	Furman	46
O12 26	William & Mary	40
O26 14	*The Citadel	17
N2 0	at Virginia	42
N9 27	Western Carolina	25
N16 0	at Marshall	61
N23 14	at U.T.-Chattanooga	50
243	Totals	373

* Oyster Bowl - Norfolk, VA

1992 (3-8)

VMI	OPP.	
S5 16	at East Tennessee State	18
S12 16	at William & Mary	21
S19 16	Marshall	34
S26 48	West Virginia Tech	8
O3 13	at Furman	41
O10 25	at Western Carolina	28
O17 12	Appalachian State	27
O24 18	*Richmond	41
N7 44	Wofford	13
N14 0	at The Citadel	50
N21 37	U.T.-Chattanooga (OT)	34
245	Totals	315

* Oyster Bowl - Norfolk, VA

1993 (1-10)

VMI	OPP.	
S4 14	at Richmond	38
S18 7	East Tennessee State	10
S25 9	at Army	31
O2 6	* William & Mary	49
O9 0	at Marshall	51
O16 35	U.T.-Chattanooga (2OT)	29
O23 0	Georgia Southern	57
O30 0	at Furman	24
N6 14	at Western Carolina	38
N13 33	at The Citadel	34
N20 21	Appalachian State	35
139	Totals	396

* Oyster Bowl - Norfolk, VA

1994 (1-10)

VMI	OPP.	
S3 31	Richmond	34
S17 21	at East Tennessee State	31
S24 7	at William and Mary	45
O1 0	at Georgia Southern	49
O8 7	Marshall	49
O15 14	at U.T.-Chattanooga	49
O22 11	Furman	28
O29 7	Western Carolina	33
N5 15	James Madison	38
N12 14	*The Citadel	58
N19 26	at Appalachian State (OT)	23
153	Totals	437

* Oyster Bowl - Norfolk, VA

1995 (4-7)

VMI	OPP.	
S2 28	at Richmond	51
S9 50	Liberty	31
S16 37	East Tennessee State	23
S23 24	at Furman	55
S30 7	William & Mary	27
O7 21	at Marshall	56
O14 17	U.T.-Chattanooga	12
O28 14	at Western Carolina	31
N4 24	Appalachian State	26
N11 34	at The Citadel	7
N18 13	*Georgia Southern	31
153	Totals	437

* Oyster Bowl - Norfolk, VA

1996 (3-8)

VMI	OPP.	
S7 7	at Mississippi	31
S14 21	at William & Mary	40
S21 0	at East Tennessee State	38
S28 14	Furman	31
O5 17	at Georgia Southern	20
O12 20	Marshall	45
O19 28	at U.T.-Chattanooga	14
N2 14	Western Carolina	28
N9 20	Richmond	7
N16 34	The Citadel (2OT)	27
N23 14	at Appalachian State	26
189	Totals	296

1997 (0-11)

VMI	OPP.	
S6 13	at Wofford	23
S13 12	William & Mary	41
S20 3	at Richmond	56
S27 14	at Furman	35
O4 0	Georgia Southern	49
O11 24	Chattanooga	27
O18 7	at Navy	42
N1 0	at Western Carolina	24
N8 7	Appalachian State	42
N15 6	at The Citadel	28
N22 7	East Tennessee State	17
93	Totals	384

1998 (1-10)

VMI	OPP.	
S5 26	Lenoir-Rhyne	7
S12 0	at William & Mary	49
S19 8	at East Tennessee State	44
S26 14	Furman	51
O3 7	at Georgia Southern	63
O10 20	Wofford	42
O17 7	at Chattanooga	45
O24 38	Morehead State	41
O31 17	Western Carolina	39
N7 0	at Appalachian State	51
N14 10	The Citadel	36
147	Totals	468

1999 (1-10)

VMI	OPP.	
S4 6	at Richmond	42
S11 15	Concord	14
S18 17	East Tennessee State	26
S25 0	at Furman	58
O2 0	Georgia Southern	62
O9 10	at Wofford	55
O16 0	Chattanooga	27
O23 14	William & Mary	35
O30 2	at Western Carolina	40
N6 7	Appalachian State	34
N13 6	at The Citadel	7
77	Totals	400

2000 (2-9)

VMI	OPP.	
S2 31	Duquesne	57
S9 15	at William & Mary	55
S16 3	at East Tennessee State	38
S23 21	Furman	35
S30 3	at Georgia Southern	56
O7 28	Wofford	45
O14 14	at Chattanooga	27
O21 40	Charleston Southern	7
O28 31	Western Carolina	41
N4 0	at Appalachian State	52
N11 41	The Citadel	21
227	Totals	434

2001 (1-10)

VMI	OPP.	
A30 18	at Duquesne	41
S8 0	William & Mary	34
S22 7	at Furman	65
S29 14	Georgia Southern	31
O6 14	at Wofford	59
O13 19	Chattanooga (OT)	16
O27 17	at Western Carolina	44
N3 17	Appalachian State	27
N10 7	at The Citadel	49
N17 28	Samford	46
N22 23	East Tennessee State	34
164	Totals	446

2002 (6-6)

VMI	OPP.	
A31 27	at Charleston Southern	24
S7 41	Davidson	16
S14 31	at William & Mary	62
S21 21	at East Tennessee State	35
S28 28	Furman	55
O5 7	at Georgia Southern	52
O12 27	Wofford	16
O19 35	at Chattanooga	31
O26 38	Liberty	14
N2 23	Western Carolina	35
N9 13	at Appalachian State	54
N16 23	vs. The Citadel!	21
314	Totals	415

!- Charlotte, NC

2003 (6-6)

VMI	OPP.	
A30 10	at Navy	37
S6 31	at Davidson	9
S13 24	William & Mary	34
S20 34	Norfolk State	9
S27 42	Georgetown	14
O4 28	at Liberty	31
O11 50	Charleston Southern	7
O18 25	Gardner-Webb	37
O25 25	at Richmond	35
N1 19	at Coastal Carolina	10
N8 48	Austin Peay	7
N15 23	vs. The Citadel!	27
359	Totals	257

!- Charlotte, NC

2004 (0-11)

VMI	OPP.	
S4 14	at Ohio	42
S11 7	Richmond	34
S18 10	Tennessee Tech	16
S25 6	at William & Mary	42
O2 24	at Charleston Southern	25
O9 0	at Georgetown	21
O16 14	Coastal Carolina	21
O23 17	at Gardner-Webb	28
O30 10	at James Madison	41
N6 17	Liberty	38
N20 18	Wofford	19
137	Totals	327

2005 (3-8)

VMI	OPP.	
S3 33	Davidson	0
S10 7	William & Mary	41
S17 14	at Duke	40
S24 26	Lehigh	28
O1 10	at Liberty	7
O8 34	Charleston Southern	12
O15 23	at Wofford	38
O22 52	Gardner-Webb (3OT)	55
O29 14	at #13 Coastal Carolina	38
N5 3	at #23 Richmond	38
N19 14	The Citadel	22
230	Totals	319

Year-By-Year Results

2006 (1-10)			2012 (2-9)			2017 (0-11)			2023 (5-6)		
VMI	OPP.		VMI	OPP.		VMI	OPP.		VMI	OPP.	
S2 20	Davidson	19	S1 10	at Delaware State	17	S2 0	at Air Force	62	S2 12	Davidson	7
S9 19	at Norfolk State	32	S8 24	Chowan	17	S9 20	Catawba	27	S9 13	at Bucknell	21
S16 7	at Richmond	58	S15 6	Richmond	47	S16 0	at Robert Morris	23	S16 7	at NC State	45
S23 6	at William & Mary	38	S22 3	at Navy	41	S23 7	Chattanooga*	63	S23 17	Wofford*	14
S30 7	James Madison	45	O6 17	Presbyterian	7	S30 14	at Mercer*	49	S30 3	at Mercer*	38
O7 7	at Army	62	O13 14	at Charleston Southern	32	O7 7	#20 Samford*	26	O14 17	at The Citadel*	13
O14 27	Coastal Carolina	31	O20 7	Coastal Carolina	34	O14 10	at Furman*	42	O21 14	Samford*	27
O21 22	at Charleston Southern	27	O27 7	at Gardner-Webb	38	O21 7	#19 Western Carolina*	26	O28 23	#15 Chattanooga*	24
O28 31	at Gardner-Webb	35	N3 7	at #9 Stony Brook	45	O28 3	at The Citadel*	21	N4 31	at ETSU*	24
N11 21	at The Citadel	48	N10 24	The Citadel	27	N4 6	at ETSU*	24	N11 3	at #2 Furman	37
N18 32	Liberty	38	N17 14	Liberty	33	N11 14	#8 Wofford*	45	N18 27	#14 Western Carolina	24
199	Totals	433	133	Totals	388	88	Totals	408	167	Totals	274
2007 (2-9)			2013 (2-10)			2018 (1-10)			2019 (5-7)		
VMI	OPP.		VMI	OPP.		VMI	OPP.		VMI	OPP.	
S1 20	Lock Haven	0	A31 0	at Richmond	34	S1 3	at Toledo	66	A31 17	at Marshall	56
S8 16	William & Mary	63	S7 34	Glenville State	27	S8 14	at #7 Wofford*	59	S7 63	Mars Hill	21
S15 17	at James Madison	45	S14 24	North Greenville	37	S14 24	ETSU*	27	S14 31	at ETSU* (OT)	24
S22 6	at Lehigh	37	S21 0	at Virginia	49	S22 50	at Western Carolina*	52	S21 21	Robert Morris	31
S29 40	at Robert Morris	13	S28 31	Robert Morris (2OT)	37	S29 38	Mercer*	48	S28 36	Wofford*	51
O13 21	Presbyterian	45	O12 17	#25 Charleston So.	25	O13 22	at Samford*	73	O5 34	at The Citadel*	21
O20 22	Gardner-Webb	36	O19 35	at Presbyterian	49	O20 32	The Citadel*	34	O12 48	Samford* (OT)	41
O27 35	at Coastal Carolina	42	O26 27	at #3 Coastal Carolina	66	O27 27	at Chattanooga*	34	O19 27	at Mercer*	34
N3 28	Charleston Southern	37	N2 7	at Liberty	17	N3 20	Tusculum	11	N2 35	Western Carolina*	43
N10 34	at Liberty	73	N9 27	Gardner-Webb	9	N10 13	Furman*	49	N9 21	at Furman*	60
N17 28	The Citadel	70	N16 10	at The Citadel	31	N17 14	at Old Dominion	77	N16 6	at Army West Point	47
267	Totals	461	N23 23	Bucknell	35	257	Totals	530	N23 31	Chattanooga*	24
			235	Totals	416				370	Totals	453
2008 (4-7)			2014 (2-10)			2015 (2-9)			2020 (6-2) (Spring 2021)		
VMI	OPP.		VMI	OPP.		VMI	OPP.		VMI	OPP.	
S6 49	Saint Francis (Pa.)	0	A30 38	at Bucknell	42	S3 36	at Ball State	48	F20 --	at Chattanooga*(ppd.)	--
S13 17	at William & Mary	52	S6 7	at Bowling Green	48	S12 43	Morehead State	40	F27 14	vs. #10 Furman*	13
S20 69	Chowan	20	S13 52	Davidson	24	S19 10	at #22 Richmond	42	M6 30	at Western Carolina*	7
S27 31	at Ohio	51	S20 21	at Samford*	63	S27 24	Mercer*	27	M13 41	vs. Mercer*	14
O4 16	Richmond	56	O4 7	at #14 Chattanooga*	55	O4 7	at #14 Chattanooga*	55	M20 38	at Samford* (OT)	37
O11 47	Coastal Carolina	20	O11 14	at Navy	51	O11 14	at Navy	51	M27 36	at Wofford*	31
O25 27	at Gardner-Webb	34	O18 41	Gardner-Webb (2 OT)	47	O18 41	Gardner-Webb (2 OT)	47	A3 20	vs. ETSU*	24
N1 21	at Charleston Southern	31	O25 3	at Wofford*	38	O17 27	#6 Chattanooga*	33	A17 31	vs. The Citadel*	17
N8 26	Liberty	38	N1 31	Furman*	15	O24 28	at Mercer*	21	A24 24	at #1 James Madison (1st Rd.) 31	31
N15 26	at Stony Brook	40	N15 27	at Western Carolina*	42	O31 20	Wofford*	41	234	Totals	174
N22 49	Presbyterian	27	N22 25	The Citadel*	45	N7 14	at #22 The Citadel*	35			
378	Totals	369	N22 25	The Citadel*	45	N21 20	Western Carolina*	24			
			290	Totals	497						
2009 (2-9)			2016 (3-8)			2021 (6-5)			2022 (1-10)		
VMI	OPP.		VMI	OPP.		VMI	OPP.		VMI	OPP.	
S5 14	Robert Morris	13	S3 24	at Akron	47	S4 45	vs. Davidson	24	S1 10	at #19/22 Wake Forest	44
S19 16	at #6 James Madison	44	S10 17	at Morehead State	13	S11 10	at Kent State	60	S10 24	Bucknell	14
S26 28	at #1 Richmond	38	S24 23	at Bucknell (3 OT)	17	S18 31	at Cornell	21	S17 22	Cornell	28
O3 23	Gardner-Webb	27	O1 30	Mercer*(OT)	33	S25 31	Wofford*	23	O1 17	at Western Carolina*	38
O10 6	at Coastal Carolina	20	O8 37	ETSU*	7	O2 24	at The Citadel*	35	O8 21	ETSU*	44
O17 20	Stony Brook	27	O15 21	at #24 Samford*	55	O9 37	Chattanooga* (OT)	34	O15 13	at #9/10 Chattanooga*	41
O24 31	at Presbyterian	20	O22 13	at #8 Chattanooga*	30	O16 45	at Mercer*	7	O22 3	Furman*	41
O31 21	Charleston Southern	31	O29 10	Furman*	24	O30 46	Samford*	45	O29 14	#16 Mercer*	55
N7 14	at Liberty	54	N5 29	at Western Carolina*	32	N6 20	at ETSU*	27	N5 15	at #10 Samford*	34
N14 17	at Army	22	N12 20	#5 The Citadel*	30	N13 31	at Furman*	37	N12 16	at Wofford*	34
N21 35	Old Dominion	42	N19 0	at #19 Wofford	17	N20 24	Western Carolina*	52	N19 22	vs. The Citadel*	26
225	Totals	338	254	Totals	385	344	Totals	365	177	Totals	399
2010 (3-8)			2011 (2-9)			2012 (2-9)			2013 (2-10)		
VMI	OPP.		VMI	OPP.		VMI	OPP.		VMI	OPP.	
S4 48	Lock Haven	6	S3 21	Delaware State	24	S1 10	at Delaware State	17	S1 10	at Delaware State	17
S11 0	at #11 William & Mary	45	S10 7	#5 William & Mary	21	S8 24	Chowan	17	S8 24	Chowan	17
S25 7	at Virginia	48	S17 19	at Richmond	34	S15 6	Richmond	47	S15 6	Richmond	47
O2 24	Presbyterian	13	S24 13	at Akron	36	S22 3	at Navy	41	S22 3	at Navy	41
O9 9	at Stony Brook	27	O8 10	at Coastal Carolina	34	O6 17	Presbyterian	7	O6 17	Presbyterian	7
O16 7	Liberty	41	O15 21	at Charleston Southern	17	O13 14	at Charleston Southern	32	O13 14	at Charleston Southern	32
O23 34	at Charleston Southern	16	O22 14	Stony Brook	42	O20 7	Coastal Carolina	34	O20 7	Coastal Carolina	34
O30 7	at Army	29	O29 14	at The Citadel	41	O27 7	at Gardner-Webb	38	O27 7	at Gardner-Webb	38
N6 3	Coastal Carolina	31	N5 31	at #22 Liberty	37	N3 7	at #9 Stony Brook	45	N3 7	at #9 Stony Brook	45
N13 28	at Old Dominion	45	N12 6	at Presbyterian	38	N10 24	The Citadel	27	N10 24	The Citadel	27
N20 7	at Gardner-Webb	10	N19 31	Gardner-Webb	24	N17 14	Liberty	33	N17 14	Liberty	33
174	Totals	311	187	Totals	351	133	Totals	388	133	Totals	388

Media Information

WORKING MEDIA

Press passes and parking permits will be supplied well in advance of the season to those media outlets regularly covering VMI football. Parking location will be indicated on the pass, and should be followed unless advised otherwise directly by a member of the Athletic Communications staff. All others are requested to call the Athletic Communications Office far enough in advance so that passes can be mailed.

PHOTOGRAPHERS

Photographers will be granted field privileges, but must limit their work outside the restricted sideline areas. Those holding passes or complimentary tickets will not be permitted in the press box unless covering the game.

PRESS BOX

All press, radio, PA, and statistical crews are located on the fourth floor of VMI's football building, Clarkson-McKenna Hall. Entrance is through the middle door located across from the concession stand behind the stadium. An elevator will take you to the fourth floor. Television and film crews will work from the top of the press box level, and TV broadcast talent will be located at a designated booth on the fourth floor.

ALL individuals in the press box are reminded that it is a working area and per NCAA rules, cheering for either side - regardless of position - will absolutely not be tolerated.

RADIO

Two radio booths are available. One is reserved for the "official" visiting station. Ethernet and phone lines are available.

IT'S VMI, PLEASE

When referring to our athletic teams, it is requested that members of the media refer to this institution as "VMI", or "Virginia Military Institute", not "Virginia Military", the cryptic "Va. Military" or V.M.I. Any help in using the correct moniker would be greatly appreciated.

KEYDET FOOTBALL ON THE WEB

Fans and media are encouraged to follow the team on the VMI athletic home page. Timely information on the football Keydets will be available to both media and fans alike. Included in the service will be schedules, rosters, stats and the latest notes on the team, as well as access to live radio and video game broadcasts. The VMI Keydets can be accessed on the world wide web at www.VMIKeydets.com.

INTERVIEW POLICY

Media members are reminded that all interview requests with VMI players, coaches and staff MUST go through the VMI Athletic Communications Office. Interviews are encouraged to be conducted Monday through Wednesday of game weeks.

INTERNET BROADCASTS

All VMI football game radio broadcasts can be heard on the internet at www.VMIKeydets.com. Listeners can go to the athletic home page and click on the link provided for audio streaming. All video streaming links, including for all home football games, can be accessed on www.VMIKeydets.com as well.



Phil Marcello
Assistant A.D./Athletic
Communications
Coverage: Football, Rifle,
Water Polo



Daniel Whitehead
Associate Athletic
Communications Director
Coverage: Basketball, W
Soccer, XC/T&F, Lacrosse



Nate Barbee
Assistant Athletic
Communications Director
Coverage: M Soccer, Swim
+ Dive, Wrestling, Baseball

How to reach VMI Athletic

Communications...

Office Phone: (540) 464-7253

Office FAX: (540) 464-7583

Press Box Phone: (540) 464-7834

Web site: www.vmikeydets.com

Twitter: www.twitter.com/vmiathletics

Assoc. AD/Athletic Comm.

(FB Contact): Phil Marcello

Office Phone: (540) 464-7515

Cell Phone: (804) 381-1193

E-mail: marcellopr@vmi.edu

Associate Director: Daniel Whitehead

Assistant Director: Nate Barbee

Mailing Address

(USPS or Overnight service):

Virginia Military Institute
Sports Information Office
235 Cameron Hall
Lexington, VA 24450

Directions to Alumni Memorial Field...

Most of our annual visitors know how to get to the Keydet home field, but for those who have never visited the city of Lexington, take note. Further details on general parking will be made available by the Institute office of Communications and Marketing as the season opener draws closer, while Athletic Communications will provide parking info to all applicable media as needed.

From the East, North, or South:

Follow I-81 to Exit 188 B toward Lexington (U.S. 60 west). Follow U.S. 60 west to Nelson Street into town. Turn right at the intersection of Nelson and Main Streets. Follow Main Street .5 mile to the stadium on the right.

From the West:

Follow I-64 East to Exit 55 (U.S. 11) and head south (right turn) toward Lexington. Follow U.S. 11 toward Lexington for .5 mile. Stay to the right across the Maury River Bridge and follow U.S. 11 Business for .3 mile. The stadium will be on your left.

VMI Football History & Traditions



THE OLD IS NEW AGAIN

2014-15 marked VMI's return to the Southern Conference after a 11-year stay in the Big South Conference. VMI was the oldest member in the Southern Conference and competed for the league crown for 79 years. VMI was admitted to the league in December, 1923 and captured seven league football crowns as a SoCon member., winning the league titles in 1951, 1957, 1959, 1960, 1962, 1974 and 1977.

As of the 2024-25 academic year, all of VMI's sports except swimming and diving (America East), water polo (MAAC) and lacrosse (NEC) compete under the Southern Conference umbrella.

KEYDETS AND KANGAROOS

No, the Keydet is not a kangaroo, although the term "Keydets" has been used over the years to refer to VMI's athletic teams and the kangaroo has become the established mascot.

The kangaroo was adopted as VMI's mascot in 1947 when two VMI cheerleaders saw a picture of a kangaroo on the front of the magazine and realized how uncommon the animal was as a mascot. The marsupial was originally named "TD Bound", but sometime later his identity changed to "Moe".

VMI is one of only four (University of Missouri-Kansas City, Austin College (Texas) and Akron) colleges across the nation to have a kangaroo as a mascot, and only one of three schools among NCAA Division I institutions. The University of Akron's "Zippy" and UMKC's "Kasey Kangaroo" join "Moe" as the only kangaroos in the Division I ranks.

The source and/or meaning of the nickname "Keydets" is not as easy to find. The term began to catch on in the mid 1930's - prior to that time, the football team was referred to as "The Flying Squadron". A popular, but unproven, explanation of the word "Keydet" is that due to the Southern drawl of some of the members of the Corps of Cadets, the common term cadet was transformed into Keydets. There are, of

course many other possibilities. Regardless of which explanation is correct, the word "Keydet" like kangaroo, will continue to identify VMI's athletic teams.

LITTLE JOHN

The loud and thunderous booms that permeate the confines of Alumni Memorial Field on gameday Saturdays come from Little John, II, the Corps' own cannon. The present cannon used made its first appearance in September 1958, replacing the original Little John, which was retired to the VMI museum after the undefeated football season of 1957.

The cannon presently used was designed by the late Col. Cary S. Tucker of the VMI faculty and is a three-fifths scale replica of a 1750 howitzer used in the Revolutionary War. It has a 20-inch barrel, which is adorned at the top by a shield from a cadet shako.

The cannon is fired when the Keydets take the field, after a VMI score, and at the end of each quarter of play.

THE 12TH MAN

Few football playing institutions can boast 100 percent attendance of its student body at every home game. At VMI, the 1,500 member Corps of Cadets is present to support the Keydets for every contest at Alumni Memorial Field - from the opening kickoff to the final gun.

Approximately 45 minutes before kickoff on home game Saturdays, the Corps forms in front of barracks for the traditional pre-game march-down to Alumni Memorial Field.

THE SOUTH'S FIRST

The first known football game to have been played in the south took place in 1873 between VMI and next-door neighbor Washington and Lee. The contest, played under different rules than conventional modern day football, was played on the VMI Parade Ground with 50 play-



“The Battle for the Silver Shako,” captured by VMI in the Spring of 2021. The trophy is awarded to the winner of the game - known as “The Military Classic of the South.”

ers a side and won by Washington and Lee, 4-2.

VMI did not officially recognize football as an intercollegiate sport until 1891, but many games had been played by cadet squads before that time.

KEYDETS IN THE PROS

Twelve former VMI football players have risen to the professional ranks. The first was Bosh Pritchard “the Hopewell Hurricane” who played for the Philadelphia Eagles and New York Giants between the 1942 and 1951 seasons. The three most recent VMI football alumni to play professionally were Mark Stock, who played wide receiver for Pittsburgh, Washington and Indianapolis between 1989 and 1996, two-time All-American Thomas Haskins, VMI’s all-time leading rusher, who played five seasons with the Montreal Alouettes of the Canadian Football League and current assistant coach Tim Maypray, who donned Montreal’s uniform in 2010 and 2011.

Bobby Ross, who captained the 1959 VMI football team, distinguished himself as a coach in both the collegiate and professional ranks, served head coach of the San Diego Chargers and Detroit Lions, guiding the former to Super Bowl XXIX at the conclusion of the 1994. At the collegiate level, he coached The Citadel, University of Maryland, Army and Georgia Tech, winning a share of the 1990 national title at the latter.

TWO UNDEFEATED TEAMS

VMI has fielded two undefeated teams in its 114-year old football history.

The 1920 football squad, the “Flying Squadron” under coach Blandy Clarkson, is VMI’s only undefeated and untied team. In 1920, VMI posted six shutouts on the year and tore through the likes of Virginia, North Carolina, and a highly rated Pennsylvania squad coached by the legendary John Heisman. The team outscored its opposition 431-20.

The 1957 squad under Coach John McKenna went 9-0-1, captured

the Southern Conference championship, and attained a ranking as high as 13th in the nation before finishing at 20th in the final Associated Press poll. The team was also extended an invitation to play in the Sun Bowl.

Clarkson-McKenna Hall, the football building adjacent to Alumni Memorial Field, honors both coaches by bearing their names at the front entrance. The facility was dedicated in 1990.

RHODES SCHOLARS

Two VMI football players have earned the distinction of being Rhodes Scholars. Lee D. Badgett was selected in 1961, and Robert C. Randolph was named in 1967. Overall, four VMI athletes have been selected Rhodes Scholars including former VMI superintendent Josiah Bunting, III,

a former swimmer from the class of 1963.

ALUMNI MEMORIAL FIELD AT FOSTER STADIUM

The home field of the Keydets was dedicated on October 15, 1921 in a game against the University of Virginia. In 1962, stands were constructed on the south side of the stadium, bringing total capacity to 10,000. The largest crowd to witness a game in the facility was an overflow gathering that saw VMI take on Navy on September 15, 1973. The facility received a major refurbishing in 2006 as part of the Foster Stadium improvements.

FAMOUS ALUMNI PLAYED FOOTBALL

General George C. Marshall, VMI’s most distinguished alumnus and class of 1901, played left tackle on the varsity football team. Serving his country as both a soldier and statesman, Marshall rose to the rank of General of the Army and Chief of Staff during World War II, and his post-war achievements included ambassador to China, Secretary of Defense, Secretary of State, and the architect of the Marshall Plan. In 1953, General Marshall received the Nobel Prize for Peace.

SCHOOL COLORS

VMI’s school colors are derived from the three colors that symbolized the three prominent branches of the United States Army. Dr. J.H. Campbell, a resident of Lexington and a distinguished graduate of the Institute, is credited with drawing on the significance of these colors and in 1886, wrote “Let red represent the Artillery, White the Infantry, and Yellow the Cavalry.” The colors were gradually adopted for the athletic teams into the next century.