

# **2024 VMI BASEBALL RECORD BOOK**



# VMI KEYDETS BASEBALL HISTORY

As the VMI Baseball program reaches milestones never before achieved in its history, it becomes an appropriate time to survey the rich history of baseball at the Institute, a story dating back to its early days, over 140 years ago.

As the Institute continued its rebuilding efforts following its burning in the Summer of 1864, cadets turned to a new sport in the Fall of 1866. An account by Hugh Walker Fry in the 1914 Bomb details the beginnings of the first documented team sport at VMI, introduced by Samuel Taylor:



**The 1885 VMI Baseball Team**

*I remember that fall that Sam had returned to the Institute from Richmond, where he had been spending his vacation. The day after his arrival he asked me to accompany him to the Parade Ground. Once there he instructed me to stand off from him about fifty feet. I did so. Sam twirled his arm around two or three times and let fly an object at me. Instinctively I was in the act of dodging, but Sam cried, "Catch it, you clodhopper!" So I caught it. Not knowing what the missile was, I asked Sam, "What in tarnation is this thing?" Sam replied, "You stupe, it's a baseball." By that time a crowd of cadets gathered around, and we formed a circle. For some time we were carried away with the sport of passing the ball from one to the other.*

*Sam Taylor had gotten a book of Spalding's Rules, and he had been playing ball in Richmond that summer. Garland Longstreet, another cadet from New Orleans, had played ball that summer too. It was not long before we organized the first baseball team at the Virginia Military Institute. That year we played twenty-three match games: won twenty, lost one, and tied two. (p. 149)*

Crosstown rival Washington College (now Washington & Lee University) provided the opponent for several of those first contests, though the team did travel to Lynchburg in 1867 to play the Hill City Club, where they fell by one run. The team's first game against the University of Virginia came in 1889, a rivalry that still continues as the teams are scheduled to play each other during the upcoming season.

The schedule became broader as the years went by, as annual games against in-state opponents Randolph-Macon, Hampden-Sydney, Richmond College and VPI (Virginia Tech) became the standard. The rivalry with Washington & Lee was also kept up until the spring of 1904, when an "over-enthusiastic response of spectators" caused the two schools to cease athletic relations.

In the early 1900's, three players stood out on the diamond so much so that they were inducted into the VMI Sports Hall of Fame some 60-plus years later. William Couper '04 holds the distinction as being both the earliest Baseball Hall of Famer, as he was also the first recipient of a VMI monogram. A first baseman and captain of the '04 team, Couper was inducted as part of the inaugural class of 1972, along with four other baseball players. Robert Y. Conrad '05 earned induction in 1974, as his play in right field and as a right tackle on the football team, earned him the honor, though it was awarded posthumously, as he was killed in combat during the Battle of the Marne in World War I.

Until the 1921-22 season, the squad played home games on the Parade Ground, just as the football team did. In that season, both teams relocated to Alumni Field, a site which the football team still uses today, while the baseball team shifted operations to Patchin Field in the early 1960's.

In that historic first game at Alumni Field in April of 1922, the Keydets hosted the University of South Carolina. VMI Hall of Fame inductee Frank M. Page, Jr. '23 hurled the first of his two 1922 no-hitters that day. In the game, shortstop Joseph M. Hatchett hit a majestic home run to center field on the first pitch thrown to a VMI batter at the field. Later in the inning, Edward Ryder hit another long round-tripper to the same spot, helping Page earn the 8-0 victory, the first of six consecutive wins for Page as he wound up the season with an 8-2 mark. Included in that total were a pair of two-hitters, a one-hitter, and another no-hitter, this time against VPI in the final home game of the season. Those outings accompanied a 16-strikeout performance in a 4-2 win against Roanoke College, which still didn't match an 18-strikeout game he posted in 1920.

The team went 11-2 in that season, and followed that up by going 13-4 in 1923, including two shutouts of Virginia by Page. Those teams have been regarded by some to be among the greatest in VMI history.

At the turn of the decade, two more future VMI Hall of Famers donned the Red, White and Yellow in the persons of Gilly Laughorn '31 and Lefty Williams '31. Laughorn was a slugger who led the team in home runs and earned honorable mention All-American status as a first classman, while Williams was regarded as a standout pitcher who posted two-hitters of both Cornell and VPI as a third classman. Both players were offered contracts from major league clubs, as Laughorn went on to play for three seasons in the Chicago White Sox organization. Laughorn and Williams led the teams to solid campaigns of 10-6 (1929), 11-4 (1930), and 12-6 (1931).

1938 would become a season long remembered in VMI baseball lore. The team posted seven wins, a five-win improvement from the year before, and was regarded as one of the program's finest sides with some outstanding individual talent. Charles "Billy" Robertson '38 was a noteworthy hurler who averaged over ten strikeouts per contest, while his catcher was the incomparable Paul Shu. Shu earned All-State and All-Conference recognition in football, led the basketball team in scoring, won the state javelin title in addition to his exploits on the diamond. But it was an event away from the field that brought the program a great deal of attention, though perhaps indirectly. In 1938, the movie *Brother Rat* was released, with future President Ronald Reagan playing Dan Crawford and Eddie Albert portraying Bing Edwards, a pair of VMI baseball players who bend the rules just weeks before graduation and must scramble to stay in school and secure their degree.

As the Institute resumed its normal operations following World War II, a pair of players stood out for their performances on the field in Claude "Red" Patton '50 and Oliver "Red" Williford '51.

Patton, who was inducted into the HOF in 1975, was a unanimous All-State selection in 1950, while Williford was named All-State in four consecutive seasons, while he also won the Cincinnati Medal and the Silver Star for gallantry in action during his distinguished military career.

In the mid 1950's, the team turned in three consecutive 12-win seasons, marking the program's best run until Charlie McGinnis' days at the helm of the program in the early 1960's. Beginning in 1962, McGinnis' nine accrued 40 wins over the next three seasons (1963-65), including a 15-9 mark in 1965 that stood as the program's last winning season until the 2006 campaign, when Marlin Ikenberry's troops posted a 30-25 record.

When putting together any list of the top pitchers in the program's history, certainly near the top along with Page, Williams, & Robertson would have to be the name of Percy Sensabaugh '64. As a third classman, Sensabaugh ranked second in the country with 106 strikeouts, a record that still stands as the program's top mark. That, along with his 0.67 ERA, may represent the finest statistical season on record, though his second class year (1.04 ERA, 71 K, 69 IP, 5 CG) certainly ranks a close second. Twice during the 1964 campaign, Sensabaugh struck out at least 20 batters, doing so against West Virginia on April 11 before sitting down 21 in an 11-inning contest against The Citadel later that year. However, his playing career was cut tragically short due to an arm injury sustained while throwing the shot put, dashing any hopes of a professional career.

However, Sensabaugh was not the only star player of those mid-1960's teams. The 1963 team saw a pair of newcomers that went on to earn All-American status, as Joe Bush and Donny White each helped the team to new batting average and stolen-base records. Bush, who later earned induction into the HOF on his football credentials, was a center fielder for that team, while White, a sure-handed shortstop with wheels, earned induction in 1975. White, also an accomplished football halfback, led the team in hitting for three consecutive seasons, including a high of .391 as a third classman, while his 26 stolen bases in 1963 was the second-highest mark in the nation that season. White's relationship with the baseball program spanned into five decades, as he served as player, assistant coach, head coach and, until his retirement in 2014, athletic director.

Just four years later, the team would go on an unlikely run under the direction of Chuck Roys. After finishing the regular season with a 7-7 mark, the 1969 Keydets, under the direction of Chuck Roys, forced a one-game playoff against William & Mary to determine the Southern Conference's Northern Division Champions. Despite falling in three of their previous four meetings with the Tribe that year, the Keydets claimed a thrilling 13-inning decision that lasted deep into the Colonial Heights night to defeat W&M 5-3 and earn a spot in the SoCon Championship Series against Furman the next day. But there was no magic left in the Keydet bats, as the team fell 7-2 and 5-4 to the Paladins, leaving their first SoCon Championship appearance empty-handed. That team was led by a standout fourth classman pitcher by the name of Vern Beitzel, who later went on to serve as head coach for four seasons. He was joined by J.C. Hanks and Timothy White, each of whom helped shoulder the offensive load.



**Ronald Reagan in his role as a cadet in the 1938 movie *Brother Rat*.  
(Courtesy Warner Brothers)**

The coming seasons would be a struggle for the program, as they failed to win more than six games in a season until the 1982 team, when first-year head man Donny White claimed Southern Conference Coach of the Year honors for engineering a dramatic turnaround. Under his direction, the team steadily improved its win totals in the SoCon over the next six seasons while players like Phil Hubbard '83, Greg Weddle '86 and Chris Finwood '88 each became standouts who would later earn induction into the HOF. Hubbard, who batted .424 as a junior, still ranks as one of the top sluggers in VMI history, as his .350 career batting average is the third-highest total of all time. Meanwhile, Weddle's exploits at the plate still have him as the career leader in slugging percentage (.633), while his .328 batting average and 146 RBI also rank in the top five.

During those seasons, the team posted back-to-back .500 seasons for the first time since the 1962 & 1963 campaigns. In 1987, White led the Keydets to a 16-16-1 record, and more importantly, an 8-4 SoCon mark. The team finished second in the North Division that season, earning a berth into the Conference Tournament. There, after dropping their opening game to Western Carolina, the Keydets slugged their way to back-to-back wins against Davidson and Appalachian State, though they needed extra innings to dispatch the Mountaineers. The Keydets then faced off against Western Carolina in the Championship Finals, where they fell 9-4. That run saw the end of White's VMI coaching career, as Paul Maini took over the reins and saw great success his first year, leading the team to a 20-20 mark, while Maini earned SoCon Coach of the Year honors that season.

Finwood, as so many of the program's fine players have done, would return to Lexington to head up the program just a few short years after his playing days had wrapped up. During those playing days, Finwood had helped lead VMI to a pair of Northern Division Championships (1987, 1988), while he was voted All-Southern Conference three times in his career. Just three years after his graduation, Finwood took over the program after a disastrous 2-35-1 campaign, and immediately began to right the ship. In his three years, Finwood won 52 games, the fifth-most in school history, while his eighth-seeded 1993 team went on one of the most magical rides in VMI athletic history, defeating three consecutive favored opponents to advance to the SoCon Tournament Finals, where they eventually fell to second-seeded Western Carolina.

That '93 team also featured several individuals that would continue the VMI baseball legacy over the following years. Along with Finwood, the team also included assistant coach Tom Slater '90, who

# VMI KEYDETS BASEBALL HISTORY

would serve for three seasons as VMI's head coach, engineering a 16-14 record in the Southern Conference in 2003, before eventually moving on to take over as the head coach at Auburn prior to the 2005 season.

A freshman pitcher/outfielder on the 1993 team was Portsmouth, Va. native Ryan Glynn '96. A power source at the plate and a strikeout artist on the mound, Glynn's 8.78 strikeouts per nine innings still ranks as the highest in VMI history, while his 31 home runs and 126 RBI place him among the top ten in each category as well. Impressive numbers, considering the fact that Glynn only played three seasons for the Keydets. That was because Glynn was drafted in the 4th round (94th overall) of the 1995 MLB First-Year Player Draft by the Texas Rangers, the highest selection of any Keydet in the program's history. And after four-plus seasons playing in the Rangers' minor league system, Glynn made his major league debut on May 16, 1999 against the Baltimore Orioles. Just over a week later, Glynn started his first major league contest, doing so in Tampa Bay on May 25, 1999. In all, Glynn pitched in the majors in five different seasons, winning nine contests and striking out 116 batters, while he earned VMI Sports HOF induction in 2005, the most recent baseball inductee.

Glynn's final season playing for the Keydets marked the first campaign for one of VMI's most successful coaches, Scott Gines '83, who compiled 104 wins over six seasons. Gines' final season came in 1999, when the team posted a new school-record win total with a 22-27 campaign during which they also went 13-16 in the League.

The 2000 season would see one of the greatest offensive statistical seasons in the program's history, as Chris Catanzaro '01 hit .392, doing so with 76 hits, 25 of which were doubles, along with 56 runs and 46 RBI. Those numbers helped him to claim the career records which still stand today of a .356 batting average, 72 doubles, 411 total bases and 155 RBI, while his second-place total of 258 hits was only eclipsed in 2006 by the culmination of the stellar career of Kelly Sweppenhiser '06. Taking over in 2001 was Slater, who returned once again to the VMI program after serving for six seasons as an assistant coach at Auburn.

It got started in 2003, when Slater's bunch went 25-27, setting yet another new record for wins in a season, while his 16-14 SoCon mark earned him Coach of the Year honors from the League. It didn't hurt that the seventh-seeded team also won a pair of games in the SoCon tournament, defeating both third-seeded Citadel and fifth-seeded Furman by 2-1 scores before being ousted by fourth-seeded UNC Greensboro. The loss was a bittersweet ending to the 75-year relationship between VMI and the Southern Conference, as the Institute joined the Big South Conference in the Fall of 2003.

And with the new Conference affiliation came a new coach. Marlin Ikenberry took the reins after serving for three seasons as an assistant under Slater. After a disappointing 2004 season that saw the team go 23-32 in its inaugural Big South campaign, Ikenberry's boys made sure the rest of the league knew the Keydets were a force to be reckoned with in 2005, posting 27 wins and an 11-13 conference record, earning their first berth into the Big South Championship.

For the fourth time in five seasons, the 2006 squad again surpassed the school record for wins in a season. But the team's 30 wins was only half the story, as the team lost only 25 contests, marking the program's first winning season since McGinnis' 1965 team. The team also scored a pair of historic firsts, including a series win at Auburn to open up the season, the first time the Keydets had ever claimed a series victory against an SEC team. Then on the season's final weekend, VMI took two of three against #16 Winthrop, marking the first series win against a ranked team in program history.

That spring, the team bid farewell to undoubtedly one of the top bats to ever don red, white and yellow, as Kelly Sweppenhiser was drafted by the Toronto Blue Jays, and, later that summer, became only the second Keydet to reach AAA, doing so with the Syracuse SkyChiefs in September 2006. Sweppenhiser graduated with numerous records and honors, as his 263 hits, 172 runs, 411 total bases, .457 on-base percentage helped him to become the VMI's first Louisville Slugger Freshman All-American and first Dick Howser Award Watch Listee.

The 2007 season will long stand as a watershed moment in the history of the program. Gray-Minor Stadium, named after a pair of former VMI catchers in Sen. Elmon Gray '46 and Gil Minor '63, was christened on Feb. 16, when the Keydets claimed a 10-2 decision over Bucknell. That would be a telling sign of things to come for VMI at Gray-Minor Stadium in '07, as the Keydets went 23-7 in their new home, including wins over #3 Virginia, VCU and Richmond.

In addition to its new digs, the program also achieved several firsts, including their first-ever national ranking (holding the 30th spot for consecutive weeks in Collegiate Baseball's poll), a pair of wins over top-ten teams (with a win at #10 Auburn joining the home win over #3 Virginia) and back-to-back 30-win seasons. Junior Trey Barham became the school's career wins leader, helping pace a pitching staff that posted its lowest ERA in 33 seasons.

The upward trend continued in 2008, as the Keydets not only posted their third straight winning season (29-26), but posted the team's best conference finish since joining the Big South. At 14-7, the Keydets tied for second place in the league standings, tying the school record for conference winning percentage from the 1987 squad. The 2008 team also knocked off a ranked opponent for the fourth straight year and saw three players drafted, including Michael Bowman, who was selected in the ninth round by the Milwaukee Brewers.

In 2009, the program took some impressive steps forward despite battling through a difficult campaign. For the fifth-straight year, the Keydets had multiple players named All-Conference, while also claiming the program's first Big South Championship win, upsetting fifth-seeded Gardner-Webb. In addition, the Keydets opened the season at #1 North Carolina, marking the first time in program history that VMI had faced the nation's top team.

2010 saw a victory over #1 Virginia at Gray-Minor Stadium, the first win for any VMI athletic team over a top-ranked opponent. The 2010 team blistered the ball at the plate, setting new school records for batting average (.325), slugging percentage (.529), hits (629), runs (414), doubles (133), home runs (78), RBIs (390), at bats (1933) and total bases (1022). Freshman second baseman Cory Spangenberg earned three Freshman All-American honors, in addition to being named the VaSID Rookie of the Year, while senior first baseman Jordan Ballard was drafted by the Colorado Rockies.

The 2011 season saw the Keydets earn their fifth winning season in six years, led by Sam Roberts and Alex Haitzuka, both of whom were named First Team All-Big South. Roberts made history by becoming the program's all-time leader in hits, walks and runs scored, which helped him be grabbed by Oakland in the MLB draft, while teammate Graham Sullivan earned his second straight Second Team All-Conference nod. 2012 brought a young team to Lexington, but the Keydets still knocked off VCU for the first time in five years and saw Jacob Morley finish his career in the program's top 10 in hits, games played and several other categories. Adam Lopez (21st round, Chic. White Sox) and Coby Cowgill (23rd, Texas) were chosen in that year's MLB draft.

2013 was a building year for the Keydets, but did see senior Rob Dickinson earn Big South Player of the Year honors after missing .400 by just one hit and finishing at .399. He was VMI's first conference player of the year ever, and was joined on the all-conference squad by Matt Winn, who was the Second Team All-Big South catcher.

VMI posted a winning season in 2014, helped by MLB draft picks SP Connor Bach (21st round, Washington) and SP Reed Garrett (16th round, Texas) and Garrett's no-hitter Feb. 21 against Lafayette. The no-hitter was the first regular season no-hitter in Gray-Minor Stadium history, and set the stage for a year that saw Garrett and Brandon Angus earn Second Team All-Big South honors, VMI beat #1 Virginia Feb. 25 in Charlottesville and defeat Kentucky on a walk-off on opening weekend.

The Keydets returned to the Southern Conference in 2015 and had a .500 league record in the first year under alumnus Jonathan Hadra. VMI won its first main draw conference tournament game since 2003 and saw two players drafted, Matt Winn and Jordan Tarsoovich. Winn earned All-American honors, becoming the first Keydet to make an upperclass AA team outright, and was one of three finalists for the Johnny Bench Award. 2016 saw a team that had over 60% of its at-bats taken by freshmen and sophomores, but VMI finished in the top-10 in Division I in home runs and first baseman Collin Fleischer earned Second Team All-SoCon honors. Pitcher Josh Winder and outfielder Matt Pita were named to the conference's All-Freshman team, while Pita nearly hit for the cycle twice in a week in early season action and Winder became the first VMI hurler to pitch 10 innings in a game (aluminum bat era) in a March contest against Binghamton.

Josh Winder and home runs were the stories in 2017, as Winder set single-season school records in innings pitched and strikeouts, while Tyler Tharp and Collin Fleischer combined to hit 33 homers and Fleischer moved into third all-time in homers at VMI. Tharp earned First Team All-SoCon honors, while Winder was a Second Team honoree and also earned Academic All-District laurels. The Keydets then went to the SoCon Tournament and became the first #9 seed in 12 years to win two games, the first time they had so since 2003.

The Keydets stormed into 2018 in impressive fashion, beating a South Carolina team that was ranked #19 in the nation by Collegiate Baseball on opening day. VMI went on to post wins over Virginia and Virginia Tech during the year, the first time the Keydets had beaten two ACC schools in the same year since 1994, and did so backed by Matt Pita's outstanding year that saw him earn VaSID Player of the Year honors - becoming the first Keydet to do that in any sport. Pita (12th round, Yankees) was one of six all-conference honorees, a new school record, and one of three underclassmen (Winder - 7th - Twins and Nate Eaton - 21st - Kansas City) to be drafted, also a Keydet best. The 2019 squad was picked to finish ninth in the SoCon, but the Keydets took seventh place in the regular season. Junior right-hander Zak Kent set the single season strikeout record and was taken by the Texas Rangers in the ninth round of the MLB draft. The 2020 season was cut short due to the Covid-19 pandemic, but not before red-shirt sophomore outfielder Will Knight earned first-team all-state honors. The 2021 team finished strong, winning 12 of the last 21 games, including an 11-7 SoCon record in that span. Justin Starke hit .422 en route to SoCon Freshman of the Year honors.

The Keydets started the 2022 season with a 10-5 victory at 23rd-ranked Duke University. Three former Keydets saw action in the major leagues; Winder with the Twins, Garrett with the Washington Nationals and Eaton with the Kansas City Royals. After serving as an assistant coach and the team's pitching coach, Sam Roberts took over as the head coach in the summer of 2022, the 21st head mentor in program history.

Following the team's success in his first year, Roberts earned VMI's Distinguished Coaching Award. VMI finished the season fifth in the nation with a .322 batting average, tied for 44th in hits and tied for 49th in runs. The Keydets ranked 16th in slugging percentage (.529) and 25th in on base percentage (.409). VMI's SoCon winning percentage was the best for the team since 2018 and 26 total wins tied the 2018 squad. VMI tied the school record for the seventh-most wins in a single season in school history. The Keydets had 192 stolen bases to lead NCAA Division I, 26 ahead of the second-place team. VMI broke the Division I record for most stolen bases in an inning with nine in the second frame against Norfolk State University on March 19, breaking a mark that had been on the books since the 1993 season. The Keydets stole 14 bags total in that contest against NSU to snap the school record for stolen bases in a game.

In 2024, the Keydets returned to their speedy ways, defending their stolen base title with 178 stolen bases and over three bags per game. VMI broke the single-season record for walks (287) en route to earning 27 wins, the fifth most in program history. Roberts would soon make history as well, becoming the fastest coach to reach 50 career wins. During his run to 50, Roberts led a multitude of VMI greats including Justin Starke who broke one single-season record and six career records along with Trey Morgan who is dubbed number one in games played, breaking Roberts former record during the 2024 campaign.

- *Early portions adapted from Col. Tom Davis' outstanding work in The Corps Roots the Loudest.*

# RECORD VERSUS OPPONENTS

Opponent	Record	Last Win	Last Meeting	Streak
Air Force	5-5	2/10/01 (7-2)	2/11/01 (L, 1-6)	L1
Akron	1-3	1956 (8-7)	3/9/97 (L, 3-12)	L3
Alabama	0-3	-----	3/17/13 (L, 4-7)	L3
Alabama-Birmingham	0-2	-----	2/16/97 (L, 3-16)	L2
Albany	2-1	3/4/06 (8-3)	3/5/06 (L, 13-14)	L1
Appalachian State	31-67	2/17/17 (11-5)	2/18/17 (L, 1-3)	L1
Armstrong Atlantic	1-1	3/14/84 (2-0)	3/14/84 (L, 3-11)	L1
Army	2-0	3/3/02 (4-2)	3/3/02 (W, 4-2)	W2
Auburn	3-16	3/13/07 (7-3)	3/9/08 (L, 5-6)	L5
Bethany	1-0	1972 (2-0)	1972 (W, 2-0)	W1
Binghamton	18-17	3/10/24 (5-3)	3/10/24 (W, 5-3)	W2
Birmingham-Southern	1-8	4/22/06 (13-1)	4/24/06 (L, 3-7)	L2
Bluefield	3-0	4/17/96 (6-5)	4/17/96 (W, 6-5)	W3
Bridgewater	3-5	4/28/82 (12-7)	3/11/93 (L, 3-5)	L5
Brown	10-7	3/27/06 (7-6)	3/27/06 (W, 7-6)	W3
Bryant	0-1	-----	3/8/10 (L, 5-8)	L1
Bucknell	20-11	2/25/17 (10-2)	2/26/17 (L, 0-4)	L1
Buffalo	2-2	2/28/14 (2-0)	3/11/14 (L, 5-6)	L1
C.W. Post	0-1	-----	3/12/92 (L, 4-12)	L1
California (Pa.)	2-0	3/10/84 (8-0)	3/18/84 (W, 8-0)	W2
Camp Lejeune Marines	0-2	-----	1951 (L, 1-11)	L2
Campbell	2-8	4/21/12 (8-7)	5/11/14 (L, 6-7, 10)	L6
Castleton State	2-0	1965 (4-0)	1965 (W, 4-0)	W1
Central Arkansas	1-1	2/16/24 (3-1)	2/17/24 (L, 3-4)	L1
Central Connecticut State	1-3	3/2/08 (7-2)	3/15/15 (L, 2-4)	L3
Central Michigan	0-2	-----	3/15/85 (L, 10-15)	L2
Chattanooga	0-8	-----	4/4/82 (L, 4-5)	L8
College of Charleston	6-10	5/12/03 (5-3)	5/12/03 (W, 5-3)	W2
Charleston Southern	20-12	5/17/14 (4-3)	5/17/14 (W, 4-3)	W1
Cherry Point Marines	0-1	-----	1951 (L, 3-9)	L1
The Citadel	42-89	4/21/24 (6-5)	4/21/24 (W, 6-5)	W2
Clarkson	1-0	3/29/89 (9-3)	3/29/89 (W, 9-3)	W1
Clemson	0-3	-----	2/24/19 (L, 6-11)	L3
Coastal Carolina	5-29	-----	4/15/12 (L, 2-3)	L16
Colby	2-0	1965 (6-2)	1965 (W, 6-2)	W2
Colgate	1-0	1961 (6-4)	1961 (W, 6-4)	W1
Columbus State	0-3	-----	3/13/90 (L, 4-9)	L3
Connecticut	0-2	-----	3/13/76 (L, 1-6)	L2
Coppin State	21-1	5/1/24 (8-1)	5/1/24 (W, 8-1)	W5
Cornell	1-2	3/27/57 (5-3)	3/28/57 (L, 1-9)	L1
Davidson	38-43	3/9/03 (9-7)	3/9/03 (W, 9-7)	W3
Davis & Elkins	1-3	3/11/94 (4-0)	3/11/94 (W, 4-0)	W1
Duke	3-8	2/18/22 (10-5)	2/20/22 (L, 7-8)	L2
East Carolina	1-24	1969 (8-6)	5/18/12 (L, 8-14)	L18
East Tennessee State (ETSU)	47-67	5/14/23 (7-6)	5/5/24 (L, 0-9)	L4
Eastern Illinois	2-1	5/17/19 (7-3)	5/18/19 (L, 5-13)	L1
Elizabethtown	0-1	-----	3/9/96 (L, 0-1)	L1
Elon	1-3	3/18/17 (10-4)	3/19/17 (L, 3-8)	L1
Emory & Henry	1-0	1968 (9-2)	1968 (W, 9-2)	W1
Fairfield	1-0	3/7/05 (20-2)	3/7/05 (W, 20-2)	W1
Ferrum	1-2	3/18/86 (8-5)	4/20/89 (L, 0-9)	L2
Flager	0-2	-----	3/13/82 (L, 1-2)	L2
Florida	2-1	2/10/07 (7-4)	2/11/07 (L, 0-7)	L1
Florida State	0-17	-----	2/20/11 (L, 0-15)	L17
Florida Tech	0-6-1	-----	3/13/87 (L, 6-7)	L3
Furman	32-64	5/3/19 (10-4)	5/5/19 (L, 5-13)	L2
Gardner-Webb	11-11	4/6/24 (10-0)	4/7/24 (L, 4-5)	L1
George Mason	4-11	3/16/16 (20-17)	3/26/24 (L, 3-16)	L2
George Washington	20-28	3/17/21 (8-1)	3/17/21 (W, 8-1)	W1
Georgetown	5-5	2/23/24 (12-1)	2/25/24 (L, 5-8)	L2
Georgia	0-2	-----	1964 (L, 5-11)	L2
Georgia Southern	8-33	3/5/00 (7-5)	5/21/03 (L, 4-6)	L10
Hampden-Sydney	2-6	1956 (16-13)	1959 (L, 4-14)	L3
Hartford	7-2	3/4/12 (9-7)	3/4/12 (W, 9-7)	W4
High Point	17-15	4/13/14 (4-2, 16)	4/13/14 (W, 4-2)	W2
Hofstra	1-2	2/12/05 (9-8)	2/13/05 (L, 4-21)	L2
Holy Cross	5-2	2/26/23 (11-6)	2/26/23 (W, 11-6)	W4
Howard	9-1	2/24/02 (17-0)	2/24/02 (W, 17-0)	W5
Ithaca	0-1	-----	1953 (L, 5-6)	L1
IUPUI	1-1	3/20/99 (14-3)	3/20/99 (W, 14-3)	W1
Jacksonville	0-1	-----	3/10/82 (L, 2-9)	L1
James Madison	17-60	4/17/24 (10-9)	4/17/24 (W, 10-9)	W1
Juniata	2-0	3/10/95 (15-1)	3/10/95 (W, 15-1)	W2
Kentucky	1-0	2/16/14 (10-9)	2/16/14 (W, 10-9)	W1
La Salle	4-0	3/14/10 (11-1)	3/14/10 (W, 11-1)	W4
Lafayette	27-8	2/27/22 (13-3)	2/27/22 (W, 13-3)	W3
Lehigh	2-4	3/11/22 (11-7)	3/11/22 (W, 11-7)	W1
LeMoyne	1-0	3/27/97 (16-10)	3/27/97 (W, 16-10)	W1
Liberty	11-40	4/23/11 (3-1)	4/6/14 (L, 0-17)	L6
Lock Haven	4-1	3/25/86 (6-4)	3/25/86 (W, 6-4)	W4
Long Island	1-3	1953 (8-7)	1971 (L, 5-7)	L2
Longwood	18-13	4/30/19 (14-7)	4/30/19 (W, 14-7)	W1
Louisiana State (LSU)	0-2	-----	2/18/24 (L, 5-27)	L2
Lynchburg	10-7	4/20/87 (25-9)	4/20/88 (L, 3-11)	L1
Maine	0-3	-----	3/10/88 (L, 1-6)	L3
Marietta	3-0	1965 (6-5)	1965 (W, 6-5)	W1
Marist	1-0	3/18/03 (8-4)	3/18/03 (W, 8-4)	W1
Marshall	33-46	4/25/00 (4-3)	3/13/19 (L, 6-7)	L5
Mary Washington	3-1	2/29/92 (11-6)	3/31/93 (L, 1-5)	L1

Opponent	Record	Last Win	Last Meeting	Streak
Maryland	1-5	3/2/10 (7-6)	3/2/10 (W, 7-6)	W1
UMBC (Maryland-Baltimore Co.)	3-3	5/19/23 (8-0)	5/19/23 (W, 8-0)	W1
Maryland-Eastern Shore	15-0	3/13/16 (14-1, 7)	3/13/16 (W, 14-1)	W15
Massachusetts	0-1	-----	3/17/80 (L, 1-15)	L1
Massachusetts-Dartmouth	1-2	3/21/76 (3-2)	3/21/76 (W, 3-2)	W1
UMass Lowell	1-2	3/10/18 (6-3)	3/10/18 (W, 6-3)	W1
Mercer	12-25-1	4/14/24 (11-5)	5/22/24 (L, 19-14)	L1
Mercyhurst	1-0	3/30/83 (11-5)	3/30/83 (W, 11-5)	W1
Michigan	0-1	-----	1951 (L, 3-22)	L1
Michigan State	0-1	-----	1956 (L, 3-6)	L1
Mississippi	1-2	2/18/23 (14-13)	2/19/23 (L, 3-9)	L1
Mount St. Mary's	5-0	3/7/99 (6-3)	3/7/99 (W, 6-3)	W5
Navy	2-1	3/6/05 (18-5)	3/16/05 (W, 18-5)	W2
New Mexico State	2-0	3/12/11 (7-2)	3/12/11 (W, 7-2)	W2
Niagara	2-1	2/24/07 (8-4)	2/24/07 (W, 8-4)	W1
NJIT	5-2	3/2/24 (8-7)	3/3/24 (L, 7-11)	L1
Norfolk State	23-2	3/12/24 (14-4)	4/2/24 (L, 6-7)	L1
North Carolina	0-5	-----	3/15/22 (L, 1-5)	L5
North Carolina A&T	4-1	5/13/06 (5-0)	5/13/06 (W, 5-0)	W2
North Carolina State	0-3	-----	3/12/03 (L, 4-9)	L3
North Carolina Wesleyan	1-1	3/22/78 (17-13)	4/15/81 (L, 1-16)	L1
North Florida	3-3	2/16/20 (5-1)	2/16/20 (W, 5-1)	W1
Northern Kentucky	1-1	3/2/19 (8-3)	3/2/19 (L, 6-7)	L1
Oakland	2-1	3/4/18 (11-8)	3/4/18 (W, 11-8)	W2
Oglethorpe	1-0	1963 (4-1)	1963 (W, 4-1)	W1
Ohio	0-1	-----	3/24/98 (L, 1-5)	L1
Old Dominion	14-53	5/18/18 (7-6)	4/19/23 (L, 6-11)	L7
Oneonta State	4-1	4/5/90 (7-5)	4/5/90 (W, 7-5)	W4
Oregon State	0-2	-----	3/13/11 (L, 1-5)	L2
Penn State	1-0	3/8/22 (11-4)	3/8/22 (W, 11-4)	W1
Pittsburgh	1-1	4/13/57 (11-9)	4/13/57 (W, 11-9)	W1
Presbyterian College	15-4	3/23/14 (5-4)	3/23/14 (W, 5-4)	W6
Princeton	0-2	-----	1965 (L, 3-6)	L2
Quantico Marines	1-2	1958 (8-4)	1958 (W, 8-4)	W1
Quinnipiac	4-2	3/1/20 (14-7)	3/1/20 (W, 14-7)	W2
Radford	27-37-1	5/14/24 (8-1)	5/14/24 (W, 8-1)	W3
Randolph-Macon	0-1	-----	5/10/57 (L, 3-7)	L1
Rhode Island	1-0	1964 (3-2)	1964 (W, 3-2)	W1
Richmond	33-80-1	4/9/24 (23-13)	4/9/24 (W, 23-13)	W3
Richmond Prof. Institute	4-1	1955 (7-2)	1957 (L, 6-5)	L1
Rider	8-5	3/20/16 (4-1)	3/22/22 (L, 11-12)	L3
Roanoke	1-1	1951 (6-1)	1951 (W, 6-1)	W1
Rollins	4-7	3/12/88 (5-1)	3/12/88 (W, 5-1)	W2
Sacred Heart	1-0	3/12/86 (9-2)	3/12/86 (W, 9-2)	W1
St. Andrews	3-0	1965 (3-2)	1965 (W, 3-2)	W3
St. Francis (N.Y.)	1-0	1971 (7-5)	1971 (W, 7-5)	W1
St. Joseph's	2-0	2/17/19 (9-4)	2/17/19 (W, 9-4)	W2
Saint Rose	1-0	3/7/96 (12-4)	3/7/96 (W, 12-4)	W1
Salem	2-0	1965 (6-3)	1955 (W, 6-3)	W2
Samford	8-29	4/29/23 (8-7)	3/24/24 (L, 4-5)	L3
Savannah State	3-0	4/1/07 (14-0)	4/1/07 (W, 14-0)	W3
Shenandoah	3-1	2/24/93 (11-1)	2/24/93 (W, 11-1)	W3
SIU Edwardsville	2-1	4/15/23 (10-4)	4/15/23 (W, 10-4)	W2
South Carolina	1-10	2/16/18 (7-6)	2/18/18 (L, 0-9)	L2
Southern Connecticut St.	0-2	-----	1972 (L, 6-15)	L2
Stetson	1-2	2/15/04 (19-13)	2/15/04 (L, 7-8)	L1
Tennessee	0-1	-----	2/12/95 (L, 4-11)	L1
Troy	2-4	2/8/97 (4-3)	2/15/95 (L, 6-18)	L4
Tulane	0-2	-----	3/14/85 (L, 3-9)	L2
UNC Asheville	18-13	3/17/24 (10-6)	3/17/24 (W, 10-6)	W2
UNC Greensboro	20-38	4/1/23 (13-9)	4/28/24 (L, 4-10)	L4
UNC Wilmington	0-7	-----	4/3/22 (L, 1-6)	L7
Utica	1-0	3/19/89 (7-6)	3/19/89 (W, 7-6)	W1
Vanderbilt	0-3	-----	2/19/05 (L, 2-5)	L3
Villanova	1-0	3/10/88 (16-4)	3/10/88 (W, 16-4)	W1
Virginia	19-64	2/20/18 (9-4)	2/28/24 (L, 4-16)	L7
Virginia Commonwealth	9-47	4/5/22 (4-1)	4/4/23 (L, 4-6)	L2
Virginia State	2-0	4/1/24 (15-7)	4/1/24 (W, 15-7)	W2
Virginia Tech	18-82	4/25/18 (9-7)	3/28/23 (L, 7-9)	L8
Virginia Wesleyan	1-1	3/11/92 (13-4)	3/14/94 (L, 4-14)	L1
Wake Forest	0-9	-----	2/21/16 (L, 4-8)	L9
Washington (Md.)	1-0	4/3/54 (25-5)	4/3/54 (W, 25-5)	W1
Washington & Lee	24-4	4/25/95 (6-1)	4/25/95 (W, 6-1)	W12
West Chester	3-2	3/25/95 (9-3)	3/25/95 (W, 9-3)	W1
West Georgia	1-2	1963 (4-3)	3/14/90 (2-13)	L2
West Virginia	6-23	1960 (6-3)	1968 (L, 2-3)	L13
West Virginia Tech	1-0	1955 (14-13)	1955 (W, 14-13)	W1
Western Carolina	26-71	5/17/24 (9-8)	5/17/24 (W, 9-8)	W1
Western Kentucky	0-3	-----	3/10/13 (L, 2-7)	L3
William & Mary	50-66	4/23/24 (14-5)	4/23/24 (W, 14-5)	W1
Winthrop	10-27	5/11/13 (7-0)	4/27/14 (L, 2-3)	L4
Wofford	18-28	3/30/24 (10-6)	3/30/24 (W, 10-6)	W1
Yale	0-2	-----	3/12/83 (L, 9-10)	L2
Youngstown State	3-5	3/10/12 (11-3)	3/11/12 (L, 2-10)	L1

Series vs. Opponents includes all results since 1953.

**Keydets' Most Common Opponent:** The Citadel, 131 times

**Keydets' Most Common Non-Conference Opponent:** William & Mary, 116 times

**Most Keydet Wins vs. Opponent:** 50, William & Mary



# GAME-BY-GAME VERSUS ALL OPPONENTS

## Air Force (5-5)

2/7/97	Troy, Ala.	L, 2-3
2/9/97	Montgomery, Ala.	W, 6-3
2/11/00	Tampa, Fla.	W, 14-7
2/12/00	Tampa, Fla.	L, 2-7
2/12/00	Tampa, Fla.	W, 19-8
2/13/00	Tampa, Fla.	W, 10-9
2/9/01	Tampa, Fla.	L, 3-4
2/10/01	Tampa, Fla.	L, 7-15
2/10/01	Tampa, Fla.	W, 7-2
2/11/01	Tampa, Fla.	L, 1-6

## Akron (1-3)

1956	Unknown	W, 8-7
3/7/97	Lexington, Va.	L, 3-22
3/9/97	Lexington, Va.	L, 5-8
3/9/97	Lexington, Va.	L, 3-12

## Alabama (0-3)

2/15/13	Tuscaloosa, Ala.	L, 3-8
2/16/13	Tuscaloosa, Ala.	L, 5-10
2/17/13	Tuscaloosa, Ala.	L, 4-7

## Alabama-Birmingham (0-2)

2/14/97	Birmingham, Ala.	L, 5-18
2/16/97	Birmingham, Ala.	L, 3-16

## Albany (2-1)

3/3/06	Lexington, Va.	W, 14-2
3/4/06	Lexington, Va.	W, 8-3
3/5/06	Lexington, Va.	L, 13-14

## Appalachian State (31-67)

4/17/71	Boone, N.C.	W, 3-0
4/17/71	Boone, N.C.	L, 2-3
4/26/72	Lexington, Va.	L, 0-7
4/26/72	Lexington, Va.	W, 3-2
1973	Lexington, Va.	L, 0-3
4/23/73	Boone, N.C.	L, 0-5
4/11/74	Boone, N.C.	L, 0-3
1974	Boone, N.C.	L, 7-19
3/31/75	Lexington, Va.	L, 1-4
4/14/75	Boone, N.C.	L, 4-7
4/14/76	Boone, N.C.	L, 1-13
4/19/76	Lexington, Va.	L, 2-9
4/2/77	Lexington, Va.	L, 3-11
4/2/77	Lexington, Va.	W, 12-10
4/8/78	Boone, N.C.	L, 5-9
4/8/78	Boone, N.C.	L, 0-16
3/24/79	Lexington, Va.	L, 1-7
3/24/79	Lexington, Va.	L, 1-5
4/21/80	Boone, N.C.	L, 5-12
4/21/80	Boone, N.C.	L, 3-6
4/6/81	Lexington, Va.	L, 0-20
4/6/81	Lexington, Va.	L, 3-10
4/19/82	Boone, N.C.	W, 5-0
4/19/82	Boone, N.C.	W, 3-1
4/26/83	Lexington, Va.	L, 2-3
4/26/83	Lexington, Va.	L, 2-6
4/16/84	Lexington, Va.	L, 1-10
4/21/84	Boone, N.C.	L, 1-11
4/21/84	Boone, N.C.	L, 7-15
4/13/85	Boone, N.C.	L, 6-8
4/13/85	Boone, N.C.	L, 3-13
4/14/85	Boone, N.C.	L, 3-26
4/19/85	Lexington, Va.	L, 5-18
4/20/85	Lexington, Va.	W, 8-3
4/20/85	Lexington, Va.	L, 6-18
4/11/86	Lexington, Va.	L, 2-14
4/11/86	Lexington, Va.	L, 4-12
4/12/86	Lexington, Va.	W, 8-1
4/19/86	Boone, N.C.	L, 3-12
4/19/86	Boone, N.C.	L, 7-8
4/20/86	Boone, N.C.	L, 5-6 (11)
3/28/87	Boone, N.C.	L, 1-6
3/28/87	Boone, N.C.	W, 6-1
3/29/87	Boone, N.C.	L, 4-6
4/25/87	Asheville, N.C.\$	W, 10-9
3/26/88	Lexington, Va.	L, 1-7 (5)
3/27/88	Lexington, Va.	W, 8-4
3/28/88	Lexington, Va. (W&L)	W, 6-4
4/16/88	Boone, N.C.	W, 12-5
4/16/88	Boone, N.C.	L, 8-9
4/17/88	Boone, N.C.	L, 7-8
4/30/88	Asheville, N.C.\$	L, 4-11
4/9/89	Lexington, Va.	L, 3-8
4/9/89	Lexington, Va.	L, 7-10
3/31/90	Boone, N.C.	L, 9-14
4/1/90	Boone, N.C.	W, 6-2
4/1/90	Boone, N.C.	W, 8-2
4/26/90	Charleston, S.C.\$	L, 2-9
3/24/91	Lexington, Va.	L, 2-17
3/24/91	Lexington, Va.	L, 6-7
3/14/92	Lenoir, N.C.	L, 0-2
3/14/92	Lenoir, N.C.	L, 5-6
3/15/92	Lenoir, N.C.	W, 12-8
4/17/93	Lexington, Va.	W, 5-1
4/17/93	Lexington, Va.	L, 1-2
4/18/93	Lexington, Va.	L, 3-10
4/16/94	Boone, N.C.	L, 2-13
4/16/94	Boone, N.C.	L, 1-8
4/17/94	Boone, N.C.	W, 11-6
4/8/95	Lexington, Va.	W, 12-7

4/8/95	Lexington, Va.	W, 9-6
4/9/95	Lexington, Va.	L, 9-11
4/28/95	Charleston, S.C.\$	W, 13-4
3/30/96	Boone, N.C.	L, 11-12 (10)
3/30/96	Boone, N.C.	L, 4-6
3/31/96	Boone, N.C.	L, 1-7
3/22/97	Lexington, Va.	L, 10-14
3/22/97	Lexington, Va.	W, 3-1
3/23/97	Lexington, Va.	W, 15-11
4/11/98	Lexington, Va.	W, 12-11 (10)
4/11/98	Lexington, Va.	W, 4-3 (9)
4/12/98	Lexington, Va.	L, 5-8
3/27/99	Boone, N.C.	L, 7-13
3/27/99	Boone, N.C.	W, 6-4
3/28/99	Boone, N.C.	L, 16-19
4/15/00	Lexington, Va.	L, 7-14
4/15/00	Lexington, Va.	L, 3-8
4/16/00	Lexington, Va.	W, 7-14
4/14/01	Boone, N.C.	L, 6-9
4/14/01	Boone, N.C.	W, 10-9
4/15/01	Boone, N.C.	L, 5-17
4/20/02	Lexington, Va.	L, 6-16
4/20/02	Lexington, Va.	L, 3-4
5/3/03	Boone, N.C.	W, 6-4
5/3/03	Boone, N.C.	W, 10-8
5/4/03	Boone, N.C.	W, 11-1
2/17/17	Wilmington, N.C.	W, 11-5
2/18/17	Wilmington, N.C.	L, 1-3

## Armstrong Atlantic (1-1)

3/14/84	Savannah, Ga.	W, 2-0
3/14/84	Savannah, Ga.	W, 11-3

## Army (2-0)

3/3/02	Lexington, Va.	W, 5-2
3/3/02	Lexington, Va.	W, 4-2

## Auburn (3-16)

3/15/90	Auburn, Ala.	L, 1-11
2/17/96	Auburn, Ala.	L, 0-14
2/17/96	Auburn, Ala.	L, 0-6
2/18/96	Auburn, Ala.	L, 3-14
4/8/97	Auburn, Ala.	L, 2-14
4/9/97	Auburn, Ala.	L, 3-17
4/7/98	Auburn, Ala.	L, 7-19
3/11/05	Auburn, Ala.	L, 4-5
3/12/05	Auburn, Ala.	L, 0-12
3/13/05	Auburn, Ala.	L, 3-4
2/3/06	Auburn, Ala.	L, 0-7
2/4/06	Auburn, Ala.	W, 8-5
2/5/06	Auburn, Ala.	W, 10-8
3/13/07	Auburn, Ala.	W, 7-3
3/14/07	Auburn, Ala.	L, 8-10
3/6/08	Auburn, Ala.	L, 3-9
3/7/08	Auburn, Ala.	L, 4-6
3/8/08	Auburn, Ala.	L, 1-10
3/9/08	Auburn, Ala.	L, 5-6

## Bethany (1-0)

3/28/72	Lexington, Va.	W, 2-0
---------	----------------	--------

## Binghamton (18-17)

3/12/04	Lexington, Va.	L, 2-11
3/13/04	Lexington, Va.	W, 6-2
3/14/04	Lexington, Va.	W, 6-2
2/29/08	Lexington, Va.	W, 11-4
3/11/08	Lexington, Va.	L, 3-4
3/11/08	Lexington, Va.	W, 9-7
2/25/11	Lexington, Va.	W, 5-3
2/26/11	Lexington, Va.	L, 1-7
2/26/11	Lexington, Va.	W, 2-0 (7)
2/27/11	Lexington, Va.	W, 9-2
3/11/13	Lexington, Va.	W, 3-2
3/21/13	Lexington, Va.	L, 7-9 (12)
3/31/13	Lexington, Va.	L, 6-11 (7)
3/31/13	Lexington, Va.	W, 6-4
3/8/14	Lexington, Va.	L, 2-10
3/8/14	Lexington, Va.	W, 4-2
3/9/14	Lexington, Va.	W, 4-1
3/8/15	Lexington, Va.	W, 15-4
3/8/15	Lexington, Va.	L, 3-7 (7)
3/9/15	Lexington, Va.	L, 6-13
3/5/16	Lexington, Va.	W, 15-9
3/5/16	Lexington, Va.	L, 10-15
3/6/16	Lexington, Va.	W, 2-1 (10)
3/9/19	Lexington, Va.	L, 2-4
3/9/19	Lexington, Va.	L, 4-8
3/10/19	Lexington, Va.	L, 1-2
3/6/20	Lexington, Va.	L, 2-8
3/7/20	Lexington, Va.	L, 3-12
3/8/20	Lexington, Va.	L, 2-7
3/4/22	Lexington, Va.	W, 13-9
3/5/22	Lexington, Va.	W, 13-1
3/6/22	Lexington, Va.	L, 7-8
3/8/24	Lexington, Va.	L, 2-6
3/8/24	Lexington, Va.	W, 5-3
3/10/24	Lexington, Va.	W, 5-3

## Birmingham-Southern (1-8)

3/19/04	Birmingham, Ala.	L, 4-6
3/20/04	Birmingham, Ala.	L, 2-6
3/21/04	Birmingham, Ala.	L, 3-6
4/1/05	Lexington, Va.	L, 1-4

4/2/05	Lexington, Va.	L, 5-6
4/3/05	Lexington, Va.	L, 3-15
4/21/06	Birmingham, Ala.	W, 13-1
4/22/06	Birmingham, Ala.	L, 2-5
4/23/06	Birmingham, Ala.	L, 3-7

## Bluefield (3-0)

3/27/84	Lexington, Va.	W, 6-3
3/27/84	Lexington, Va.	W, 14-0
4/17/96	Lexington, Va.	W, 6-5

## Bridgewater (3-5)

4/6/54	Unknown	W, 7-4
1963	Unknown	W, 23-8
4/28/82	Bridgewater, Va.	W, 12-7
3/9/89	Bridgewater, Va.	L, 6-7
3/22/90	Bridgewater, Va.	L, 8-9
3/21/91	Bridgewater, Va.	L, 3-11
3/19/92	Lexington, Va.	L, 1-10
3/11/93	Bridgewater, Va.	L, 3-5

## Brown (10-7)

3/7/98	Lexington, Va.	W, 10-5
3/7/98	Lexington, Va.	W, 2-0
3/7/98	Lexington, Va.	L, 2-3 (5)
3/30/99	Lexington, Va.	W, 12-11
3/30/99	Lexington, Va.	L, 7-11
3/31/99	Lexington, Va.	L, 8-9
3/28/00	Lexington, Va.	L, 7-16
3/28/00	Lexington, Va.	W, 10-7
3/29/00	Lexington, Va.	L, 6-8
3/27/01	Lexington, Va.	L, 5-10
3/28/01	Lexington, Va.	W, 7-3
3/27/04	Lexington, Va.	W, 12-7
3/28/04	Lexington, Va.	W, 10-9
3/28/04	Lexington, Va.	L, 3-7
3/29/04	Lexington, Va.	W, 10-5
3/26/06	Lexington, Va.	W, 7-6
3/27/06	Lexington, Va.	W, 7-6

## Bryant (0-1)

3/8/10	Lexington, Va.	L, 5-8
--------	----------------	--------

## Bucknell (20-11)

1964	Unknown	W, 4-0
1964	Unknown	W, 3-1
1970	Unknown	W, 4-3
3/30/88	Lexington, Va.	W, 6-4
3/27/89	Lexington, Va.	W, 3-2
3/22/90	Lexington, Va.	W, 8-7
3/1/91	Lexington, Va.	L, 8-12 (8)
2/28/92	Lexington, Va.	L, 4-15
3/5/93	Lexington, Va.	W, 5-4
2/24/95	Lexington, Va.	W, 8-7
2/21/98	Lexington, Va.	L, 4-15
2/21/98	Lexington, Va.	W, 9-8
2/22/98	Lexington, Va.	L, 2-3
5/11/99	Lewisburg, Pa.	L, 3-4
5/12/99	Lewisburg, Pa.	L, 3-5
5/12/99	Lewisburg, Pa.	W, 6-1
4/4/00	Lewisburg, Pa.	L, 3-11
4/5/00	Lewisburg, Pa.	W, 8-4
2/17/01	Lexington, Va.	L, 10-13
2/01	Lexington, Va.	L, 6-9
2/18/01	Lexington, Va.	W, 10-9
2/20/07	Lexington, Va.	W, 10-2
2/20/10	Lexington, Va.	W, 9-4
2/20/10	Lexington, Va.	W, 6-5
2/21/10	Lexington, Va.	W, 8-2
3/4/11	Lexington, Va.	W, 6-5
3/5/11	Lexington, Va.	L, 2-4
3/5/11	Lexington, Va.	W, 7-3 (7)
2/24/17	Lexington, Va.	W, 6-1
2/25/17	Lexington, Va.	W, 10-2
2/26/17	Lexington, Va.	L, 0-4

## Buffalo (2-2)

2/23/13	Lexington, Va.	W, 6-4
2/24/13	Lexington, Va.	L, 3-10
2/28/14	Lexington, Va.	W, 2-0
3/11/14	Lexington, Va.	L, 5-6

## C.W. Post (0-1)

3/12/92	Lexington, Va.	L, 4-12
---------	----------------	---------

## California (Pa.) (2-0)

3/20/81	Lexington, Va.	W, 12-7
3/10/84	Lexington, Va.	W, 8-0

## Camp Lejeune Marines (0-2)

1951	Camp Lejeune, N.C.	L, 0-16
1951	Camp Lejeune, N.C.	L, 1-11

## Campbell (2-8)

3/14/95	Buies Creek, N.C.	L, 3-6
4/20/12	Lexington, Va.	L, 4-6
4/20/12	Lexington, Va.	W, 3-2
4/21/12	Lexington, Va.	W, 8-7
4/19/13	Buies Creek, N.C.	L, 1-2
4/20/13	Buies Creek, N.C.	L, 3-4
4/21/13	Buies Creek, N.C.	L, 1-8
5/9/14	Lexington, Va.	L, 2-6
5/10/14	Lexington, Va.	L, 2-3

5/11/14	Lexington, Va.	L, 6-7 (10)
---------	----------------	-------------

## Castleton State (2-0)

4/14/65	Lexington, Va.	W, 4-0
4/6/66	Lexington, Va.	W, 19-7

## Central Arkansas (1-1)

2/16/24	Baton Rouge, La.	W, 3-1
2/17/24	Baton Rouge, La.	L, 3-4 (11)

## Central Conn. State (1-3)

3/2/08	Lexington, Va.	W, 7-2
3/13/15		





# GAME-BY-GAME VERSUS ALL OPPONENTS

4/16/97	Lexington, Va.	W, 15-5
4/16/97	Lexington, Va.	L, 6-7
3/22/00	Lexington, Va.	W, 6-5
3/22/00	Lexington, Va.	W, 9-8
2/23/02	Lexington, Va.	W, 13-0
2/23/02	Lexington, Va.	W, 11-5
2/24/02	Lexington, Va.	W, 17-0

## Ithaca (0-1)

1953	Unknown	L, 5-6
------	---------	--------

## IUPUI (1-1)

3/19/99	Lexington, Va.	L, 4-6
3/20/99	Lexington, Va.	W, 14-3

## Jacksonville (0-1)

3/10/82	Jacksonville, Fla.	L, 9-2
---------	--------------------	--------

## James Madison (17-60)

3/25/72	Harrisonburg, Va.	W, 2-1
3/24/73	Lexington, Va.	L, 0-3
3/24/73	Lexington, Va.	W, 9-4
3/26/74	Harrisonburg, Va.	L, 0-5
3/26/74	Harrisonburg, Va.	L, 3-5
4/30/75	Lexington, Va.	L, 1-4
4/1/76	Unknown	W, 9-7
4/1/76	Unknown	L, 0-15
4/21/77	Lexington, Va.	L, 3-22
4/4/78	Lexington, Va.	L, 0-23
1978	Harrisonburg, Va.	L, 0-23
4/2/79	Lexington, Va.	L, 3-11
4/25/79	Harrisonburg, Va.	L, 3-14
3/19/80	Harrisonburg, Va.	L, 0-6
4/25/80	Lexington, Va.	L, 4-21
3/17/81	Harrisonburg, Va.	L, 2-30
4/24/81	Lexington, Va.	L, 2-10
3/19/82	Harrisonburg, Va.	L, 1-7
4/5/82	Lexington, Va.	L, 7-12
4/6/83	Lexington, Va.	L, 4-6
4/21/83	Harrisonburg, Va.	L, 2-12
3/23/84	Harrisonburg, Va.	L, 2-12
4/6/84	Lexington, Va.	W, 4-1
3/20/85	Harrisonburg, Va.	L, 4-9
4/3/85	Lexington, Va.	L, 5-6
3/19/86	Lexington, Va.	L, 6-13
3/26/86	Harrisonburg, Va.	L, 6-7
3/18/87	Harrisonburg, Va.	L, 2-5
4/22/87	Harrisonburg, Va.	L, 4-11
3/16/88	Harrisonburg, Va.	L, 3-23
3/22/88	Harrisonburg, Va.	L, 0-18
3/30/89	Harrisonburg, Va.	L, 6-10
4/6/89	Lexington, Va.	W, 8-7
3/21/90	Harrisonburg, Va.	L, 1-10
4/11/90	Lexington, Va.	L, 1-10
3/19/91	Harrisonburg, Va.	L, 0-22
4/9/91	Lexington, Va.	L, 2-19
3/17/92	Lexington, Va.	L, 5-8
4/9/92	Harrisonburg, Va.	L, 6-10
4/1/93	Harrisonburg, Va.	L, 2-4 (7)
3/23/94	Harrisonburg, Va.	L, 2-17
4/12/94	Staunton, Va.	L, 7-13
3/21/95	Lexington, Va.	L, 5-7
4/6/95	Harrisonburg, Va.	L, 2-9
5/17/06	Harrisonburg, Va.	L, 1-2
3/26/08	Harrisonburg, Va.	L, 4-8
4/15/08	Lexington, Va.	W, 6-4
4/14/09	Harrisonburg, Va.	L, 2-20
4/29/09	Lexington, Va.	L, 5-8
3/24/10	Harrisonburg, Va.	L, 13-17
4/7/10	Lexington, Va.	W, 3-2
3/8/11	Harrisonburg, Va.	W, 8-2
4/26/11	Lexington, Va.	W, 10-4
4/25/12	Lexington, Va.	L, 4-5 (13)
3/12/13	Harrisonburg, Va.	L, 8-11
4/2/13	Lexington, Va.	W, 9-7
4/22/14	Harrisonburg, Va.	W, 6-1
3/11/15	Harrisonburg, Va.	W, 7-3
5/12/15	Lexington, Va.	W, 10-6
3/8/16	Lexington, Va.	L, 8-12
4/12/16	Harrisonburg, Va.	L, 10-11
3/28/17	Harrisonburg, Va.	W, 6-1
5/16/17	Lexington, Va.	W, 7-6
4/4/18	Harrisonburg, Va.	L, 3-4
2/26/19	Harrisonburg, Va.	L, 4-5
3/27/19	Lexington, Va.	L, 8-9
2/25/20	Harrisonburg, Va.	L, 2-4
3/10/20	Lexington, Va.	L, 3-10
3/11/21	Harrisonburg, Va.	L, 5-9
3/13/21	Lexington, Va.	W, 17-7
3/14/21	Lexington, Va.	L, 7-12
3/1/22	Harrisonburg, Va.	L, 4-28
4/6/22	Lexington, Va.	L, 2-12
3/7/23	Harrisonburg, Va.	L, 4-9
3/15/23	Lexington, Va.	L, 3-9
3/5/24	Harrisonburg, Va.	L, 4-8
4/17/24	Lexington, Va.	W, 10-9

## Juniata (2-0)

3/9/93	Lexington, Va.	W, 9-1
3/10/93	Lexington, Va.	W, 15-1

## Kentucky (1-0)

2/16/14	Wilmington, N.C.	W, 10-9
---------	------------------	---------

## La Salle (4-0)

3/11/10	Lexington, Va.	W, 12-8
3/13/10	Lexington, Va.	W, 5-3
3/13/10	Lexington, Va.	W, 14-4
3/14/10	Lexington, Va.	W, 11-1

## Lafayette (27-8)

3/17/01	Lexington, Va.	W, 7-3
3/17/01	Lexington, Va.	W, 3-2
3/18/01	Lexington, Va.	W, 11-5 (7)
3/16/02	Lexington, Va.	L, 2-3
3/16/02	Lexington, Va.	L, 2-9
2/28/04	Lexington, Va.	W, 4-3
2/28/04	Lexington, Va.	W, 7-6
2/29/04	Lexington, Va.	W, 9-5
2/25/06	Lexington, Va.	W, 7-6
2/25/06	Lexington, Va.	W, 5-4
2/26/06	Lexington, Va.	W, 8-7
2/23/08	Lexington, Va.	W, 7-1
2/23/08	Lexington, Va.	L, 5-7
2/24/08	Lexington, Va.	L, 9-11
2/27/10	Lexington, Va.	W, 16-8
2/27/10	Lexington, Va.	W, 14-2
2/28/10	Lexington, Va.	W, 7-6
2/24/12	Lexington, Va.	W, 8-0
2/25/12	Lexington, Va.	L, 5-12
2/26/12	Lexington, Va.	L, 4-5
2/21/14	Lexington, Va.	W, 3-0
2/22/14	Lexington, Va.	W, 10-3
2/23/14	Lexington, Va.	W, 3-1
2/26/16	Lexington, Va.	W, 8-2
2/27/16	Lexington, Va.	W, 4-2
2/28/16	Lexington, Va.	W, 8-5
2/23/18	Lexington, Va.	W, 10-5
2/23/18	Lexington, Va.	W, 8-1
2/25/18	Lexington, Va.	W, 11-6
2/21/20	Lexington, Va.	L, 0-5
2/22/20	Lexington, Va.	W, 9-1
2/23/20	Lexington, Va.	L, 2-4
2/25/22	Lexington, Va.	W, 8-1
2/26/22	Lexington, Va.	W, 13-7
2/27/22	Lexington, Va.	W, 13-3

## Lehigh (2-4)

3/15/84	Statesboro, Ga.	L, 5-13
3/15/19	Lexington, Va.	L, 0-1 (11)
3/16/19	Lexington, Va.	L, 13-15 (10)
3/17/19	Lexington, Va.	W, 11-1
3/11/22	Lexington, Va.	L, 0-8
3/11/22	Lexington, Va.	W, 11-7

## LeMoyne (1-0)

3/27/97	Lexington, Va.	W, 16-10
---------	----------------	----------

## Liberty (11-40)

4/30/76	Lexington, Va.	L, 6-15
4/9/77	Lexington, Va.	W, 8-7
4/9/77	Lexington, Va.	W, 12-1
5/1/78	Lynchburg, Va.	L, 1-5
5/1/78	Lynchburg, Va.	L, 5-10
5/1/79	Lexington, Va.	L, 0-9
3/10/89	Lynchburg, Va.	W, 5-3
4/10/89	Lynchburg, Va.	L, 5-6
4/17/90	Lynchburg, Va.	L, 8-12
4/4/91	Lynchburg, Va.	L, 2-8
4/11/91	Lexington, Va.	L, 4-14
3/24/92	Lynchburg, Va.	L, 11-12 (10)
3/31/92	Lexington, Va.	W, 7-6 (10)
4/4/94	Lexington, Va.	L, 7-13
4/21/94	Lynchburg, Va.	L, 2-9
3/28/95	Lynchburg, Va.	W, 8-6
2/27/97	Lexington, Va.	W, 9-4
2/24/98	Lynchburg, Va.	L, 14-15
3/6/00	Lynchburg, Va.	L, 2-9
5/2/00	Lexington, Va.	L, 7-15
5/22/04	Lynchburg, Va.	L, 4-8
5/22/04	Lynchburg, Va.	L, 4-10
5/23/04	Lynchburg, Va.	L, 6-7
4/30/05	Lexington, Va.	L, 5-9
5/1/05	Lexington, Va.	L, 3-12
5/1/05	Lexington, Va.	W, 11-9
3/31/06	Lynchburg, Va.	L, 5-8
4/1/06	Lynchburg, Va.	L, 8-16
4/2/06	Lynchburg, Va.	L, 7-9
5/18/07	Lexington, Va.	L, 0-4
5/19/07	Lexington, Va.	W, 5-3
5/20/07	Lexington, Va.	L, 9-10
5/23/07	Rock Hill, S.C. #	L, 3-4
4/18/08	Lynchburg, Va.	L, 0-8
4/19/08	Lynchburg, Va.	W, 6-5 (16)
4/20/08	Lynchburg, Va.	L, 1-6
4/3/09	Lexington, Va.	W, 13-6
4/4/09	Lexington, Va.	L, 7-9
4/5/09	Lexington, Va.	L, 3-4
4/16/10	Lynchburg, Va.	L, 9-12
4/17/10	Lynchburg, Va.	L, 6-9
4/18/10	Lynchburg, Va.	L, 8-13
4/22/11	Lexington, Va.	L, 2-3
4/23/11	Lexington, Va.	L, 6-8
4/23/11	Lexington, Va.	W, 3-1
4/26/13	Lexington, Va.	L, 0-4
4/27/13	Lexington, Va.	L, 6-11
4/27/13	Lexington, Va.	L, 7-13

4/4/14	Lynchburg, Va.	L, 0-5
4/5/14	Lynchburg, Va.	L, 0-4
4/6/14	Lynchburg, Va.	L, 0-17

## Lock Haven (4-1)

3/26/81	Lexington, Va.	L, 6-20
3/25/82	Lexington, Va.	W, 12-8
3/29/83	Lexington, Va.	W, 4-3
3/25/86	Lexington, Va.	W, 10-4
3/25/86	Lexington, Va.	W, 6-5

## Long Island (1-3)

1953	Unknown	L, 7-10
1953	Unknown	W, 8-7
3/21/71	Lexington, Va.	L, 1-7
3/21/71	Lexington, Va.	L, 5-7

## Longwood (18-13)

4/22/79	Lexington, Va.	W, 6-1
4/22/79	Lexington, Va.	L, 4-7
4/30/80	Farmville, Va.	W, 9-7
4/30/80	Farmville, Va.	L, 4-10
4/9/81	Lexington, Va.	L, 4-15
4/8/87	Lexington, Va. (W&L)	L, 7-8
4/1/88	Lexington, Va.	W, 11-8
4/8/05	Lexington, Va.	W, 11-4
4/9/05	Lexington, Va.	W, 9-1
4/10/05	Lexington, Va.	W, 9-8
3/8/06	Lexington, Va.	W, 10-3
5/14/08	Lexington, Va.	L, 4-6
4/15/09	Lexington, Va.	L, 8-11
4/6/10	Lexington, Va.	W, 14-1
3/22/11	Farmville, Va.	W, 5-4
5/11/11	Lexington, Va.	W, 12-5
4/11/12	Lexington, Va.	L, 6-8
4/24/12	Farmville, Va.	W, 6-2
3/22/13	Farmville, Va.	W, 1-0
3/23/13	Farmville, Va.	L, 3-4
3/24/13	Farmville, Va.	W, 13-1
4/17/14	Lexington, Va.	W, 3-1
4/18/14	Lexington, Va.	L, 4-6
4/19/14	Lexington, Va.	L, 0-3
3/2/16	Lexington, Va.	L, 2-5
3/30/16	Farmville, Va.	L, 9-10 (11)
3/29/17	Farmville, Va.	W, 6-4
4/4/17	Lexington, Va.	W, 4-3
4/3/18	Farmville, Va.	W, 12-6
4/10/18	Lexington, Va.	L, 9-11
4/30/19	Farmville, Va.	W, 14-7

## Louisiana State (0-2)

2/16/24	Baton Rouge, La.	L, 8-11
2/18/24	Baton Rouge, La.	L, 5-27 (7)

## Lynchburg (10-7)

5/22/54	Unknown	W, 10-4
5/25/54	Unknown	W, 9-2
1956	Unknown	W, 10-0
1956	Unknown	W, 7-5
5/18/57	Unknown	W, 11-1
4/28/77	Lynchburg, Va.	L, 3-5
4/14/82	Lexington, Va.	W, 7-6
4/21/82	Lynchburg, Va.	L, 4-5 (12)
4/20/83	Lexington, Va.	L, 10-13 (10)
4/27/83	Lynchburg, Va.	L, 11-18
4/14/84	Lynchburg, Va.	W, 11-3
4/25/84	Lexington, Va.	W, 9-1
4/10/85	Lexington, Va.	W, 10-4
4/24/85	Lynchburg, Va.	L, 2-5
4/10/86	Lynchburg, Va.	L, 1-4
4/20/87	Salem, Va.	W, 25-9
4/20/88	Lynchburg, Va.	L, 3-11

## Maine (0-3)

1952	Lexington, Va.	L, 10-11
3/7/88	Winter Park, Fla.	L, 9-11 (10)
3/10/88	Winter Park, Fla.	L, 1-6

## Marietta (3-0)

4/17/65	Lexington, Va.	W, 6-5
4/11/66	Lexington, Va.	W, 6-0
4/11/66	Lexington, Va.	W, 7-2

## Marist (1-0)

3/18/03	Lexington, Va.	W, 8-4
---------	----------------	--------

## Marshall (33-46)

5/11/57	Unknown	W, 9-3
4/5/68	Unknown	W, 7-5
4/5/68	Unknown	L, 1-4
4/30/77	Huntington, W.Va.	L, 1-2
4/30/77	Huntington, W.Va.	L, 7-8 (9)
4/22/78	Lexington, Va.	L, 2-17
4/22/78	Lexington, Va.	L, 5-9
4/15/79	Huntington, W.Va.	L, 5-6
4/15/79	Huntington, W.Va.	L, 1-8
4/28/80	Lexington, Va.	L, 0-9
4/28/80	Lexington, Va.	L, 1-7
4/29/81	Huntington, W.Va.	L, 2-17
4/29/81	Huntington, W.Va.	L, 2-17
3/23/82	Lexington, Va.	L, 1-5
3/23/82	Lexington, Va.	W, 14-3
4/4/83	Huntington, W.Va.	W, 1-0

4/4/83	Huntington, W.Va.	W, 6-3
3/24/84	Lexington, Va.	L, 2-3
3/24/84	Lexington, Va.	L, 6-12
3/31/84	Huntington, W.Va.	W, 3-2
3/31/84	Huntington, W.Va.	W, 12-6
4/1/84	Huntington, W.Va.	L, 3-14
3/23/85	Huntington, W.Va.	L, 5-10
3/23/85	Huntington, W.Va.	W, 9-4
3/23/85	Huntington, W.Va.	W, 5-4
3/30/85	Lexington, Va.	L, 1-4
3/30/85	Lexington, Va.	W, 10-7
3/31/85	Lexington, Va.	L, 5-12
3/22/86	Lexington, Va.	W, 9-3
3/22/86	Lexington, Va.	W, 5-1
3/23/86	Lexington, Va.	W, 18-15

# GAME-BY-GAME VERSUS ALL OPPONENTS

## Massachusetts (0-1)

3/17/80 Lexington, Va. L, 1-15

## Massachusetts-Dartmouth (1-2)

3/21/76 Lexington, Va. L, 2-8  
3/21/76 Lexington, Va. L, 2-7  
3/21/76 Lexington, Va. W, 3-2

## UMass Lowell (1-2)

3/9/18 Lexington, Va. L, 4-8  
3/10/18 Lexington, Va. L, 5-9  
3/10/18 Lexington, Va. W, 6-3

## Mercer (12-25-1)

3/30/64 Macon, Ga. T, 2-2 (11)  
2/7/04 Macon, Ga. L, 0-4  
2/7/04 Macon, Ga. W, 12-4  
2/8/04 Macon, Ga. W, 6-0  
2/10/06 Macon, Ga. L, 5-11  
2/10/06 Macon, Ga. L, 4-9  
2/10/06 Macon, Ga. W, 5-4  
5/11/15 Lexington, Va. L, 2-7  
5/21/15 Lexington, Va. L, 6-7  
5/31/15 Lexington, Va. L, 11-16  
5/22/15 Charleston, S.C.\$ L, 7-19  
4/16/16 Macon, Ga. L, 6-10  
4/16/16 Macon, Ga. W, 4-3  
4/17/16 Macon, Ga. L, 2-7  
4/13/17 Lexington, Va. L, 6-10  
4/14/17 Lexington, Va. L, 6-9  
4/15/17 Lexington, Va. L, 5-17 (8)  
5/24/17 Greenville, S.C.\$ L, 6-11  
4/27/18 Macon, Ga. W, 4-1  
4/28/18 Macon, Ga. L, 4-9  
4/29/18 Macon, Ga. L, 3-11  
5/23/18 Greenville, S.C.\$ L, 0-19 (7)  
4/18/19 Lexington, Va. L, 1-2  
4/18/19 Lexington, Va. L, 0-3  
4/20/19 Lexington, Va. L, 6-15  
4/16/21 Lexington, Va. W, 4-3  
4/17/21 Lexington, Va. W, 5-4  
4/17/21 Lexington, Va. W, 10-0 (7)  
5/13/22 Macon, Va. W, 10-9  
5/14/22 Macon, Va. L, 1-4  
5/15/22 Macon, Va. L, 7-8 (13)  
4/21/23 Lexington, Va. W, 11-5  
4/21/23 Lexington, Va. L, 16-17  
4/23/23 Lexington, Va. L, 15-22  
4/12/24 Macon, Ga. L, 2-10  
4/13/24 Macon, Ga. W, 11-8  
4/14/24 Macon, Ga. W, 11-5  
5/22/24 Greenville, S.C.\$ L, 14-19

## Mercyhurst (1-0)

3/30/83 Lexington, Va. W, 11-5

## Michigan (0-1)

4/13/51 Unknown L, 3-22

## Michigan State (0-1)

1956 Unknown L, 3-6

## Mississippi State (1-2)

2/17/23 Starkville, Miss. L, 2-11  
2/18/23 Starkville, Miss. W, 14-13  
2/19/23 Starkville, Miss. L, 3-9

## Mount St. Mary's (5-0)

2/28/98 Lexington, Va. W, 11-1 (6)  
3/5/98 Lexington, Va. W, 24-9 (8)  
3/6/99 Lexington, Va. W, 21-5  
3/7/99 Lexington, Va. W, 13-5  
3/7/99 Lexington, Va. W, 6-3

## Navy (2-1)

1958 Unknown L, 2-12  
3/6/05 Lexington, Va. W, 4-0  
3/6/05 Lexington, Va. W, 18-5

## New Mexico State (0-2)

3/11/11 Corvallis, Ore. W, 7-2  
3/12/11 Corvallis, Ore. W, 5-0

## Niagara (2-1)

3/15/06 Lexington, Va. W, 7-3  
2/23/09 Lexington, Va. L, 1-8  
2/24/09 Lexington, Va. W, 8-4

## NJIT (5-2)

2/25/21 Lexington, Va. L, 5-16 (7)  
2/25/21 Lexington, Va. W, 2-1 (7)  
2/26/21 Lexington, Va. W, 8-7 (5)  
3/1/24 Lexington, Va. W, 6-5  
3/2/24 Lexington, Va. W, 10-8  
3/2/24 Lexington, Va. W, 8-7  
3/3/24 Lexington, Va. L, 7-11

## Norfolk State (23-2)

3/14/01 Norfolk, Va. W, 11-2  
4/25/02 Lexington, Va. W, 7-5  
2/21/03 Norfolk, Va. W, 5-0  
3/5/04 Lexington, Va. W, 9-4  
3/6/04 Lexington, Va. W, 7-6

3/7/04 Lexington, Va. W, 9-8  
3/16/05 Lexington, Va. W, 8-3  
3/22/05 Norfolk, Va. W, 7-4  
3/22/06 Lexington, Va. W, 3-2 (10)  
3/6/07 Lexington, Va. W, 8-5  
3/19/08 Norfolk, Va. W, 11-2  
4/16/08 Lexington, Va. W, 10-7  
3/10/09 Norfolk, Va. W, 4-3  
4/22/09 Lexington, Va. W, 6-5  
3/19/13 Lexington, Va. W, 17-6  
4/24/13 Norfolk, Va. W, 9-4  
5/11/21 Lexington, Va. W, 9-5  
3/17/23 Lexington, Va. W, 14-4 (7)  
3/18/23 Lexington, Va. W, 11-9  
3/19/23 Lexington, Va. W, 15-4 (7)  
4/12/23 Norfolk, Va. L, 0-3  
4/25/23 Lexington, Va. W, 16-1 (7)  
2/20/24 Norfolk, Va. W, 11-9  
3/12/24 Lexington, Va. W, 14-4  
4/2/24 Norfolk, Va. L, 6-7

## North Carolina (0-5)

2/20/09 Chapel Hill, N.C. L, 3-13  
2/21/09 Chapel Hill, N.C. L, 0-6  
2/22/09 Chapel Hill, N.C. L, 3-11  
3/11/20 Chapel Hill, N.C. L, 2-9  
3/15/22 Chapel Hill, N.C. L, 1-5

## North Carolina A&T (4-1)

2/14/93 Greensboro, N.C. W, 8-4  
3/25/94 Lexington, Va. L, 3-6  
5/12/06 Lexington, Va. L, 3-6  
5/13/06 Lexington, Va. W, 5-4  
5/13/06 Lexington, Va. W, 5-0

## North Carolina State (0-3)

3/15/93 Raleigh, N.C. L, 1-11  
2/10/96 Charleston, S.C. L, 3-11  
3/12/03 Raleigh, N.C. L, 4-9

## North Carolina Wesleyan (1-1)

3/22/78 Rocky Mount, N.C. W, 17-13  
4/15/81 Rocky Mount, N.C. L, 1-6

## North Florida (3-3)

2/13/15 Jacksonville, Fla. W, 3-1  
2/14/15 Jacksonville, Fla. L, 11-16  
2/15/15 Jacksonville, Fla. W, 2-1  
2/14/20 Jacksonville, Fla. L, 4-5  
2/15/20 Jacksonville, Fla. L, 2-6  
2/16/20 Jacksonville, Fla. W, 5-1

## Northern Kentucky (1-1)

3/2/19 Lexington, Va. W, 8-3  
3/2/19 Lexington, Va. L, 6-7

## Oakland (2-1)

3/3/18 Lexington, Va. L, 10-11  
3/3/18 Lexington, Va. W, 11-1  
3/4/18 Lexington, Va. W, 11-8

## Oglethorpe (1-0)

1963 Atlanta, Ga. W, 4-1

## Ohio (0-1)

3/24/98 Lexington, Va. L, 1-5

## Old Dominion (14-53)

1963 Unknown L, 1-6  
4/15/64 Lexington, Va. L, 1-4  
5/6/66 Lexington, Va. W, 6-5 (13)  
5/2/67 Lexington, Va. L, 5-7  
4/19/68 Lexington, Va. W, 10-9  
4/19/68 Lexington, Va. W, 6-4  
1969 Lexington, Va. L, 1-2  
1970 Unknown L, 0-1  
1970 Unknown W, 2-1  
4/30/71 Lexington, Va. L, 3-9  
4/30/71 Lexington, Va. W, 3-1  
4/17/76 Unknown L, 2-4  
4/18/77 Lexington, Va. W, 7-6  
3/24/78 Norfolk, Va. L, 0-7  
3/24/78 Norfolk, Va. L, 2-10  
4/14/78 Lexington, Va. L, 9-13  
4/10/79 Lexington, Va. W, 5-4  
4/10/79 Lexington, Va. L, 1-10  
4/16/80 Norfolk, Va. L, 3-15  
5/1/81 Lexington, Va. L, 4-27  
5/1/81 Lexington, Va. L, 0-18  
4/10/82 Lexington, Va. L, 5-6  
4/10/82 Lexington, Va. L, 5-13  
4/18/84 Norfolk, Va. L, 2-13  
5/2/86 Norfolk, Va. L, 7-15  
3/14/89 Norfolk, Va. L, 4-9  
3/10/92 Norfolk, Va. L, 3-12 (9)  
3/10/92 Norfolk, Va. L, 0-15  
4/7/93 Lexington, Va. L, 3-6  
3/15/94 Norfolk, Va. L, 5-17  
2/9/96 Charleston, S.C. L, 7-13  
3/11/97 Lexington, Va. L, 5-13  
3/12/97 Lexington, Va. L, 7-19  
3/13/02 Norfolk, Va. L, 7-8  
3/23/04 Norfolk, Va. L, 2-4

5/11/05 Norfolk, Va. L, 2-9  
3/21/07 Norfolk, Va. W, 3-1  
5/15/07 Lexington, Va. L, 4-5  
3/11/08 Norfolk, Va. L, 6-7  
4/2/08 Norfolk, Va. W, 7-3  
2/24/09 Lexington, Va. W, 4-3 (11)  
4/21/09 Norfolk, Va. L, 2-6 (10)  
3/13/12 Norfolk, Va. L, 12-13 (10)  
3/14/12 Hampton, Va. L, 3-8  
3/27/12 Lexington, Va. L, 0-2  
2/27/13 Lexington, Va. L, 5-11  
4/30/13 Norfolk, Va. L, 3-7  
3/11/14 Norfolk, Va. L, 4-5  
3/12/14 Norfolk, Va. L, 5-15  
5/13/14 Lexington, Va. W, 4-3  
3/17/15 Norfolk, Va. L, 5-8  
3/18/15 Norfolk, Va. L, 6-7  
3/25/15 Lexington, Va. L, 3-11  
3/22/16 Norfolk, Va. L, 2-8  
3/23/16 Norfolk, Va. L, 5-6  
4/19/16 Lexington, Va. W, 8-6  
3/14/17 Norfolk, Va. L, 2-14  
4/5/17 Lexington, Va. W, 17-14  
3/14/18 Norfolk, Va. L, 4-19  
5/2/18 Lexington, Va. W, 7-6  
2/27/19 Norfolk, Va. L, 0-5  
5/14/19 Lexington, Va. L, 8-17  
3/3/20 Norfolk, Va. L, 2-17  
3/22/22 Norfolk, Va. L, 2-6  
5/17/22 Lexington, Va. L, 6-8  
2/21/23 Norfolk, Va. L, 8-15  
4/19/23 Lexington, Va. L, 6-11

## Oneonta State (4-1)

3/25/75 Lexington, Va. L, 1-10  
3/24/76 Unknown W, 3-2  
4/3/86 Lexington, Va. W, 13-3  
3/22/89 Lexington, Va. W, 8-6  
4/5/90 Lexington, Va. W, 7-5

## Oregon State (0-2)

3/12/11 Corvallis, Ore. L, 3-13  
3/13/11 Corvallis, Ore. L, 1-5

## Penn State (1-0)

3/8/22 Lexington, Va. W, 11-4

## Pittsburgh (1-1)

4/13/57 Unknown L, 3-8  
4/13/57 Unknown W, 11-9

## Presbyterian College (15-4)

1963 Clinton, S.C. L, 6-8  
1963 Clinton, S.C. W, 6-3  
4/2/64 Clinton, S.C. W, 4-0  
4/3/64 Clinton, S.C. W, 4-0  
4/3/64 Clinton, S.C. W, 19-4 (6)  
3/14/09 Clinton, S.C. W, 14-4  
3/15/09 Clinton, S.C. W, 12-10  
5/20/10 Lexington, Va. W, 10-7  
5/21/10 Lexington, Va. L, 7-23  
5/21/10 Lexington, Va. L, 0-6  
3/25/11 Clinton, S.C. W, 5-2  
3/27/11 Clinton, S.C. W, 8-4  
3/27/11 Clinton, S.C. L, 4-5  
3/23/12 Lexington, Va. W, 10-5  
3/24/12 Lexington, Va. W, 5-4  
3/25/12 Lexington, Va. W, 10-7  
3/21/14 Lexington, Va. W, 15-2  
3/22/14 Lexington, Va. W, 6-5  
3/23/14 Lexington, Va. W, 5-4

## Princeton (0-2)

1965 Winter Park, Fla. L, 3-6  
1965 Winter Park, Fla. L, 3-6

## Quantico Marines (1-2)

4/26/51 Quantico, Va. L, 1-25  
1958 Unknown L, 3-10  
1958 Unknown W, 8-4

## Quinnipiac (4-2)

3/10/17 Lexington, Va. L, 5-8 (11)  
3/11/17 Lexington, Va. W, 9-5  
3/12/17 Lexington, Va. W, 13-7  
2/28/20 Lexington, Va. L, 3-10  
3/1/20 Lexington, Va. W, 7-3 (7)  
3/1/20 Lexington, Va. W, 14-7

## Radford (27-37-1)

4/2/87 Lexington, Va. (W&L) W, 8-1  
4/2/87 Lexington, Va. (W&L) W, 10-3  
3/23/88 Radford, Va. W, 11-4  
4/3/89 Radford, Va. L, 4-26  
4/12/89 Lexington, Va. L, 7-14  
3/6/91 Lexington, Va. T, 11-11 (8)  
4/10/91 Radford, Va. L, 8-9  
3/26/92 Radford, Va. L, 2-5  
4/1/92 Lexington, Va. W, 7-6  
4/19/93 Lexington, Va. W, 8-4  
3/22/94 Lexington, Va. W, 10-1  
4/25/94 Radford, Va. L, 4-12  
2/27/01 Lexington, Va. L, 3-12

4/3/02 Radford, Va. L, 1-2  
3/4/03 Lexington, Va. L, 1-2\*  
4/2/03 Radford, Va. W, 11-6  
4/2/04 Lexington, Va. L, 4-15  
4/3/04 Lexington, Va. L, 9-13  
4/4/04 Lexington, Va. L, 4-9  
5/20/05 Radford, Va. W, 6-0  
5/21/05 Radford, Va. W, 5-4  
5/22/05 Radford, Va. L, 5-6  
5/26/05 Conway, S.C.% L, 7-8  
4/14/06 Lexington, Va. W, 14-6  
4/15/06 Lexington, Va. W, 11-4  
4/15/06 Lexington, Va. L, 7-12  
5/11/07 Radford, Va. L, 3-4  
5/12/07 Radford, Va. L, 12-9 (10)  
5/13/07 Radford, Va. W, 7-5  
4/5/08 Lexington, Va. W, 4-3 (11)  
4/6/08 Lexington, Va. W, 9-5  
4/7/08 Lexington, Va. W, 3-2 (16)  
4/17/09 Radford, Va. L, 3-5  
4/18/09 Radford, Va. L, 3-4 (10)  
4/19/09 Radford, Va. L, 4-10  
4/30/10 Lexington, Va. L, 2-9  
5/11/10 Lexington, Va. L, 6-15  
5/2/10 Lexington, Va. W, 7-5  
4/8/11 Radford, Va. W, 10-7  
4/10/11 Radford, Va. L, 5-6  
4/10/11 Radford, Va. L, 5-14  
5/24/11 Lexington, Va.% L, 1-3  
3/15/13 Radford, Va. L, 4-8  
3/16/13 Radford, Va. L, 3-4 (10)  
3/16/13 Radford, Va. W, 10-4  
3/14/14 Lexington, Va. L, 1-6  
3/15/14 Lexington, Va. L, 1-5  
3/15/14 Lexington, Va. W, 9-8  
4/7/15 Lexington, Va. L, 2-6  
4/28/15 Radford, Va. L, 3-6  
4/5/16 Radford, Va. W, 8-7  
5/11/16 Lexington, Va. W, 4-3  
4/28/17 Radford, Va. W, 7-5 (13)  
4/29/17 Radford, Va. L, 3-9  
4/30/17 Lexington, Va. L, 9-15  
3/27/18 Lexington, Va. L, 6-8 (11)  
3/19/19 Lexington, Va. L, 5-14  
4/9/19 Radford, Va. L, 5-7  
3/16/21 Lexington, Va. L, 3-12  
3/30/22 Radford, Va. L, 11-12  
3/10/23 Radford, Va. L, 8-9  
3/11/23 Lexington, Va. L, 6-7 (7)  
3/11/23 Lexington, Va. W, 17-7 (8)  
3/19/24 Lexington, Va. W, 9-8  
5/14/24 Radford, Va. W, 8-1

\*Game Later Forfeited

## Randolph-Macon (0-1)

5/10/57 Unknown L, 3-7

## Rhode Island (1-0)

4/9/64 Lexington, Va. W, 3-2

## Richmond (33-80-1)

4/17/51 Lexington, Va. L, 1-13  
5/11/51 Richmond, Va. L, 3-5  
1952 Richmond, Va. L, 5-11  
1952 Lexington, Va. L, 4-5  
1953 Unknown W, 3-2  
1953 Unknown L, 2-4  
4/30/54 Unknown L, 5-8  
5/6/54 Unknown W, 11-9  
1955 Richmond, Va. L, 0-8  
1955 Lexington, Va. L, 14-16  
1956 Unknown L, 3-7  
1956 Unknown W, 8-1  
5/15/57 Lexington, Va. L, 1-2  
5/7/57 Richmond, Va. L, 1-21  
1958 Lexington, Va. L, 3-9  
1958 Richmond, Va. L, 1-10  
1959 Richmond, Va. L, 3-6  
1960 Lexington, Va. L, 2-15  
1960 Richmond, Va. L, 8-10  
1961 Unknown L, 0-5  
1961 Unknown L, 2-4  
1962 Lexington, Va. L, 4-5  
1962 Richmond, Va. L, 0-13  
1963 Unknown L, 3-4  
5/14/63 Unknown W, 4-2  
1964 Richmond, Va. W, 9-4  
5/13/64 Lexington, Va. L, 0-4  
1965 Richmond, Va. L, 6-9  
5/12/65 Lexington, Va. W, 3-2  
5/4/66 Richmond, Va. L, 2-3  
5/4/66 Richmond, Va. W, 2-1  
4/19/67 Richmond, Va. L, 3-7  
5/10/67 Lexington, Va. W, 6-2  
4/6/68 Richmond, Va. W, 5-4  
5/7/68 Lexington, Va. L, 1-4  
5/2/69 Unknown W, 2-0  
5/2/69 Unknown W, 2-0  
1970 Unknown W, 2-0  
1970 Unknown W, 2-1  
4/20/71 Lexington, Va. L, 0-6  
4/20/71 Lexington, Va. L, 5-7  
4/29/71 Richmond, Va. L, 0-6



# GAME-BY-GAME VERSUS ALL OPPONENTS

4/29/71	Richmond, Va.	L, 3-9	3/9/83	Winter Park, Fla.	L, 2-7	2/15/04	DeLand, Fla.	W, 19-13	5/12/19	Lexington, Va.	L, 3-13
4/29/72	Richmond, Va.	L, 4-7	3/11/83	Winter Park, Fla.	L, 1-7	2/15/04	DeLand, Fla.	L, 7-8	5/23/19	Greenville, S.C. \$	L, 2-4
4/29/72	Richmond, Va.	L, 3-4	3/13/85	Winter Park, Fla.	W, 8-7				3/26/21	Lexington, Va.	W, 6-5
5/2/72	Lexington, Va.	L, 5-13	3/16/85	Winter Park, Fla.	L, 7-15				3/27/21	Lexington, Va.	L, 2-13 (8)
5/2/72	Lexington, Va.	L, 3-7	3/9/88	Winter Park, Fla.	W, 5-4				3/27/21	Lexington, Va.	L, 3-11
4/16/73	Richmond, Va.	L, 6-7	3/12/88	Winter Park, Fla.	W, 5-1				5/20/21	Greensboro, N.C.	L, 5-7
4/21/73	Lexington, Va.	L, 2-14							5/21/21	Greensboro, N.C.	W, 3-2
4/4/74	Richmond, Va.	L, 0-2							5/21/21	Greensboro, N.C.	W, 8-4
4/8/74	Richmond, Va.	L, 4-5							5/6/22	Greensboro, N.C.	L, 1-12
4/3/75	Richmond, Va.	L, 2-5							5/7/22	Greensboro, N.C.	W, 3-1
4/24/75	Lexington, Va.	L, 2-7							5/8/22	Greensboro, N.C.	L, 3-7
4/7/76	Lexington, Va.	L, 4-17							3/31/23	Lexington, Va.	W, 16-11
4/21/76	Richmond, Va.	L, 3-9							4/1/23	Lexington, Va.	W, 13-9
4/15/77	Richmond, Va.	L, 5-6							4/2/23	Lexington, Va.	L, 8-14
4/15/77	Richmond, Va.	L, 1-2							4/26/24	Greensboro, N.C.	L, 2-7
4/12/78	Lexington, Va.	L, 0-8							4/27/24	Greensboro, N.C.	L, 7-8
4/18/78	Richmond, Va.	L, 5-13							4/28/24	Greensboro, N.C.	L, 4-10
4/6/79	Richmond, Va.	L, 3-5									
4/6/79	Richmond, Va.	L, 1-2									
3/16/80	Lexington, Va.	L, 10-13									
3/25/81	Lexington, Va.	L, 4-7									
3/25/81	Lexington, Va.	L, 0-14									
4/12/84	Richmond, Va.	W, 8-1									
5/5/85	Lexington, Va.	L, 3-11									
5/5/85	Lexington, Va.	W, 7-0									
3/3/86	Richmond, Va.	L, 0-3									
4/6/88	Lexington, Va.	W, 7-6									
4/21/88	Richmond, Va.	L, 3-8									
3/16/89	Richmond, Va.	W, 5-3									
3/22/89	Lexington, Va.	L, 6-10									
4/4/90	Richmond, Va.	L, 2-5									
4/19/90	Lexington, Va.	L, 0-5									
3/20/91	Richmond, Va.	L, 8-17									
4/17/91	Lexington, Va.	L, 4-8									
3/25/92	Lexington, Va.	L, 2-16									
4/15/92	Richmond, Va.	L, 1-14									
3/24/93	Richmond, Va.	L, 2-8									
4/14/93	Lexington, Va.	L, 2-5									
3/30/94	Richmond, Va.	L, 2-6									
4/5/95	Richmond, Va.	L, 4-7									
3/3/99	Richmond, Va.	L, 7-14 (6)									
4/30/00	Lexington, Va.	L, 7-17									
2/20/01	Richmond, Va.	L, 6-12									
4/24/01	Lexington, Va.	L, 4-17									
2/19/02	Richmond, Va.	L, 1-9									
3/5/02	Lexington, Va.	L, 2-10									
3/5/03	Richmond, Va.	L, 8-9									
3/3/04	Richmond, Va.	L, 3-6									
3/17/04	Lexington, Va.	W, 3-1									
2/23/05	Richmond, Va.	W, 17-7									
2/28/06	Richmond, Va.	W, 6-0									
4/12/06	Lexington, Va.	W, 15-9									
2/21/07	Richmond, Va.	W, 2-1									
4/18/07	Lexington, Va.	W, 5-1									
4/1/08	Lexington, Va.	W, 9-5									
2/25/09	Richmond, Va.	L, 4-10									
3/24/09	Lexington, Va.	L, 1-2 (11)									
3/11/11	Richmond, Va.	T, 6-6									
4/3/12	Lexington, Va.	W, 4-3									
4/9/14	Lexington, Va.	W, 4-2									
4/15/15	Lexington, Va.	L, 5-10									
3/1/16	Richmond, Va.	L, 3-15									
3/21/17	Lexington, Va.	W, 6-3									
4/18/18	Richmond, Va.	W, 11-2 (10)									
4/16/19	Lexington, Va.	W, 11-10 (11)									
3/6/21	Richmond, Va.	L, 3-10									
3/23/21	Lexington, Va.	L, 4-8									
5/3/22	Richmond, Va.	W, 19-6									
3/1/23	Lexington, Va.	W, 10-2									
4/9/24	Richmond, Va.	W, 23-13(8)									
<b>Richmond Prof. Institute (4-1)</b>											
1953	Unknown	W, 19-1									
4/26/54	Unknown	W, 20-3									
1955	Unknown	W, 5-4									
1955	Unknown	W, 7-2									
1957	Unknown	L, 5-6									
<b>Rider (8-5)</b>											
3/2/07	Lexington, Va.	W, 6-4									
3/3/07	Lexington, Va.	W, 9-3									
3/4/07	Lexington, Va.	W, 4-1									
3/6/09	Lexington, Va.	W, 7-4 (12)									
3/7/09	Lexington, Va.	W, 17-11									
3/7/09	Lexington, Va.	L, 8-12									
3/8/09	Lexington, Va.	W, 12-11									
3/18/16	Lexington, Va.	W, 5-2									
3/18/16	Lexington, Va.	L, 1-2 (7)									
3/20/16	Lexington, Va.	W, 4-1									
3/18/22	Lexington, Va.	L, 9-11									
3/19/22	Lexington, Va.	L, 4-11									
3/20/22	Lexington, Va.	L, 11-12									
<b>Roanoke (1-1)</b>											
4/7/51	Roanoke, Va.	L, 1-4									
4/14/51	Lexington, Va.	W, 6-1									
<b>Rollins (4-7)</b>											
1965	Winter Park, Fla.	W, 5-3									
1965	Winter Park, Fla.	L, 2-3									
3/11/82	Winter Park, Fla.	L, 0-8									
3/11/82	Winter Park, Fla.	L, 6-9									
3/8/83	Winter Park, Fla.	L, 4-6									
3/9/83	Winter Park, Fla.	L, 2-7									
3/11/83	Winter Park, Fla.	L, 1-7									
3/13/85	Winter Park, Fla.	W, 8-7									
3/16/85	Winter Park, Fla.	L, 7-15									
3/9/88	Winter Park, Fla.	W, 5-4									
3/12/88	Winter Park, Fla.	W, 5-1									
<b>Sacred Heart (1-0)</b>											
3/12/86	Melbourne, Fla.	W, 9-2									
<b>St. Andrews (3-0)</b>											
1963	Laurinburg, N.C.	W, 9-2									
1963	Lexington, Va.	W, 18-6 (7)									
1965	Laurinburg, N.C.	W, 3-2									
<b>St. Francis (N.Y.) (1-0)</b>											
3/20/71	Lexington, Va.	W, 7-5									
<b>Saint Joseph's (2-0)</b>											
2/15/19	Wilmington, N.C.	W, 9-3									
2/17/19	Wilmington, N.C.	W, 9-4									
<b>Saint Rose (1-0)</b>											
3/7/96	Lexington, Va.	W, 12-4									
<b>Salem (2-0)</b>											
1955	Unknown	W, 7-5									
1955	Unknown	W, 6-3									
<b>Samford (8-29)</b>											
2/15/97	Birmingham, Ala.	L, 5-17									
2/8/02	Birmingham, Ala.	L, 1-11									
2/9/02	Birmingham, Ala.	L, 0-2									
2/9/02	Birmingham, Ala.	L, 7-11									
2/8/03	Birmingham, Ala.	L, 1-2									
2/8/03	Birmingham, Ala.	L, 1-3									
2/9/03	Birmingham, Ala.	W, 4-3									
3/27/15	Lexington, Va.	L, 2-15									
3/28/15	Lexington, Va.	W, 6-2									
3/29/15	Lexington, Va.	L, 5-10									
5/19/16	Birmingham, Ala.	L, 6-7 (10)									
5/19/16	Birmingham, Ala.	L, 0-7									
5/21/16	Birmingham, Ala.	W, 6-5 (10)									
3/31/17	Lexington, Va.	W, 4-0									
4/11/17	Lexington, Va.	L, 1-2									
4/2/17	Lexington, Va.	L, 8-9									
5/17/18	Birmingham, Ala.	L, 2-9									



# GAME-BY-GAME VERSUS ALL OPPONENTS

4/8/66	Lexington, Va.	L, 3-7
5/3/66	Williamsburg, Va.	L, 0-4
3/24/67	Williamsburg, Va.	L, 3-8
4/9/67	Lexington, Va.	W, 4-2
4/15/68	Lexington, Va.	L, 4-5
4/15/68	Lexington, Va.	L, 0-3
3/22/69	Williamsburg, Va.	L, 6-7
3/22/69	Williamsburg, Va.	L, 1-3
4/12/69	Lexington, Va.	W, 7-4
4/12/69	Lexington, Va.	L, 3-8
5/15/69	Colonial Heights, Va.*	W, 5-3 (13)
1970	Unknown	L, 0-2
1970	Unknown	L, 6-7
1970	Unknown	L, 1-4
1970	Unknown	W, 3-1
4/10/71	Lexington, Va.	L, 1-6
4/10/71	Lexington, Va.	W, 1-0
4/24/71	Williamsburg, Va.	L, 1-2
4/24/71	Williamsburg, Va.	L, 3-9
4/10/72	Williamsburg, Va.	L, 1-12
4/10/72	Williamsburg, Va.	L, 4-5
4/17/72	Lexington, Va.	W, 2-1
4/17/72	Lexington, Va.	L, 2-3
4/30/73	Lexington, Va.	L, 0-3
4/30/73	Lexington, Va.	L, 0-6
4/9/74	Lexington, Va.	W, 5-4
4/18/74	Lexington, Va.	W, 4-3
4/16/75	Williamsburg, Va.	W, 5-4
4/16/75	Williamsburg, Va.	L, 2-8
3/29/76	Unknown	L, 3-4
4/27/76	Unknown	L, 2-11
3/27/77	Williamsburg, Va.	L, 0-3
3/27/77	Williamsburg, Va.	L, 2-14
3/21/79	Lexington, Va.	W, 6-4
4/17/80	Williamsburg, Va.	W, 7-5
4/25/81	Lexington, Va.	L, 4-5
4/25/81	Lexington, Va.	L, 1-6
4/12/83	Lexington, Va.	W, 10-3
4/12/83	Lexington, Va.	L, 4-8
4/19/84	Williamsburg, Va.	L, 3-7
4/19/84	Williamsburg, Va.	L, 1-2
4/9/85	Lexington, Va.	W, 15-6
4/9/85	Lexington, Va.	L, 5-8 (10)
4/15/86	Lexington, Va.	W, 2-1 (10)
4/15/86	Lexington, Va.	L, 10-13
4/7/87	Williamsburg, Va.	L, 2-3
4/7/87	Williamsburg, Va.	W, 6-4
2/27/91	Williamsburg, Va.	L, 0-4
4/13/93	Lexington, Va.	W, 5-1
4/13/93	Lexington, Va.	L, 5-6 (11)
3/16/94	Williamsburg, Va.	L, 3-4 (10)
3/7/95	Lexington, Va.	L, 2-4
3/16/95	Williamsburg, Va.	W, 8-7
3/27/96	Williamsburg, Va.	L, 9-10
3/27/96	Williamsburg, Va.	W, 2-1
4/3/96	Lexington, Va.	W, 8-4
4/3/96	Lexington, Va.	W, 8-3
4/3/97	Lexington, Va.	L, 5-17
4/15/97	Williamsburg, Va.	L, 5-6
3/25/98	Lexington, Va.	L, 6-14
4/13/99	Williamsburg, Va.	L, 3-9
4/20/99	Lexington, Va.	L, 5-12
4/11/00	Lexington, Va.	L, 12-14
4/28/00	Williamsburg, Va.	L, 3-5
4/28/00	Williamsburg, Va.	L, 2-9
4/18/01	Williamsburg, Va.	L, 1-12 (7)
4/17/02	Williamsburg, Va.	L, 1-9
3/26/03	Lexington, Va.	L, 2-13
4/21/04	Lexington, Va.	W, 6-5
5/19/04	Williamsburg, Va.	L, 8-13
4/5/05	Lexington, Va.	W, 8-6
4/20/05	Williamsburg, Va.	L, 6-12
3/28/07	Williamsburg, Va.	L, 3-4
3/12/08	Williamsburg, Va.	L, 3-12
3/25/08	Lexington, Va.	W, 9-8
3/4/09	Lexington, Va.	W, 7-4
4/28/09	Williamsburg, Va.	L, 9-10
2/22/11	Lexington, Va.	W, 4-1
4/13/11	Williamsburg, Va.	W, 5-1
2/28/12	Williamsburg, Va.	L, 2-10
3/6/12	Lexington, Va.	L, 2-6
3/13/13	Williamsburg, Va.	W, 6-2
4/9/13	Lexington, Va.	W, 4-2
4/8/14	Lexington, Va.	W, 5-1
4/21/15	Lexington, Va.	L, 2-8
3/22/17	Williamsburg, Va.	L, 0-7
5/2/23	Lexington, Va.	L, 5-6 (11)
4/23/24	Williamsburg, Va.	W, 14-5

## Winthrop (10-27)

4/23/04	Lexington, Va.	L, 3-14
4/24/04	Lexington, Va.	W, 5-1
4/25/04	Lexington, Va.	L, 1-2
4/23/05	Rock Hill, S.C.	L, 0-3
4/23/05	Rock Hill, S.C.	L, 1-6
4/24/05	Rock Hill, S.C.	L, 2-5
5/25/05	Conway, S.C.%	L, 1-11
5/19/06	Lexington, Va.	L, 5-10
5/20/06	Lexington, Va.	W, 10-4
5/21/06	Lexington, Va.	W, 7-3
3/23/07	Rock Hill, S.C.	L, 2-4
3/24/07	Rock Hill, S.C.	L, 2-4
3/25/07	Rock Hill, S.C.	L, 5-9

3/28/08	Lexington, Va.	L, 3-11
3/29/08	Lexington, Va.	W, 5-4
3/30/08	Lexington, Va.	L, 0-4
5/21/08	Danville, Va.%	L, 2-7
4/24/09	Rock Hill, S.C.	L, 10-11
4/25/09	Rock Hill, S.C.	W, 6-5
4/26/09	Rock Hill, S.C.	W, 6-5
5/21/09	Asheville, N.C.%	L, 4-8
5/14/10	Lexington, Va.	L, 5-6
5/15/10	Lexington, Va.	L, 2-8
5/16/10	Lexington, Va.	W, 7-5
5/27/10	Rock Hill, S.C.%	L, 6-11
3/18/11	Rock Hill, S.C.	L, 1-2
3/19/11	Rock Hill, S.C.	L, 6-7 (10)
3/20/11	Rock Hill, S.C.	W, 10-2
4/6/12	Lexington, Va.	W, 10-4
4/7/12	Lexington, Va.	L, 5-6
4/7/12	Lexington, Va.	L, 4-7
5/11/13	Lexington, Va.	L, 1-4
5/11/13	Lexington, Va.	W, 7-0
5/12/13	Lexington, Va.	L, 4-5
4/25/14	Rock Hill, S.C.	L, 0-1
4/26/14	Rock Hill, S.C.	L, 3-6
4/27/14	Rock Hill, S.C.	L, 2-3

## Wofford (18-28)

4/11/97	Lexington, Va.	L, 5-6
4/2/97	Lexington, Va.	W, 9-7
3/14/98	Spartanburg, S.C.	L, 2-16
3/14/98	Spartanburg, S.C.	W, 10-4
3/15/98	Spartanburg, S.C.	L, 4-5
4/3/99	Lexington, Va.	W, 12-10
4/3/99	Lexington, Va.	W, 5-4
4/4/99	Lexington, Va.	W, 9-5
3/11/00	Spartanburg, S.C.	L, 3-9
3/12/00	Spartanburg, S.C.	L, 13-16
3/12/00	Spartanburg, S.C.	W, 6-5
3/23/02	Spartanburg, S.C.	L, 4-5
3/24/02	Spartanburg, S.C.	L, 3-9
3/24/02	Spartanburg, S.C.	L, 6-7
4/26/03	Lexington, Va.	W, 5-3
4/26/03	Lexington, Va.	L, 5-11
4/27/03	Lexington, Va.	W, 10-0
3/20/15	Spartanburg, S.C.	L, 2-5
3/21/15	Spartanburg, S.C.	L, 7-8
3/22/15	Spartanburg, S.C.	W, 2-1
4/22/16	Lexington, Va.	L, 3-5
4/23/16	Lexington, Va.	L, 7-10
4/24/16	Lexington, Va.	L, 4-12
4/7/17	Spartanburg, S.C.	W, 4-3
4/8/17	Spartanburg, S.C.	W, 8-1
4/9/17	Spartanburg, S.C.	L, 3-13 (8)
5/25/17	Greenville, S.C.\$	W, 6-5 (10)
5/11/18	Lexington, Va.	W, 12-4
5/12/18	Lexington, Va.	L, 4-8
5/13/18	Lexington, Va.	L, 10-12 (11)
4/12/19	Spartanburg, S.C.	L, 4-19
4/13/19	Spartanburg, S.C.	L, 4-15
4/13/19	Spartanburg, S.C.	W, 5-4
5/22/19	Greenville, S.C.\$	L, 7-12
4/23/21	Lexington, Va.	L, 1-7
4/23/21	Lexington, Va.	W, 11-7
4/24/21	Lexington, Va.	L, 2-3
5/19/22	Lexington, Va.	L, 2-19
5/20/22	Lexington, Va.	L, 3-4
5/21/22	Lexington, Va.	L, 3-17 (7)
3/24/23	Spartanburg, S.C.	W, 9-6 (11)
3/25/23	Spartanburg, S.C.	L, 6-20
3/26/23	Spartanburg, S.C.	L, 6-12
3/28/24	Lexington, Va.	W, 15-11
3/29/24	Lexington, Va.	L, 0-11 (7)
3/30/24	Lexington, Va.	W, 10-6

## Yale (0-2)

3/12/83	Ormond Beach, Fla.	L, 5-8
3/12/83	Ormond Beach, Fla.	L, 9-10

## Youngstown State (3-5)

3/16/96	Lexington, Va.	L, 3-10
3/18/96	Lexington, Va.	L, 7-12
3/18/96	Lexington, Va.	W, 7-6
2/27/09	Lexington, Va.	L, 6-7
2/28/09	Lexington, Va.	L, 4-9
3/9/12	Lexington, Va.	W, 9-4
3/10/12	Lexington, Va.	W, 11-3
3/11/12	Lexington, Va.	L, 2-10

\$ - SoCon Tournament

% - Big South Conference Tournament

\* - SoCon Northern Division Playoff



# KEYDETS IN THE POSTSEASON

## Postseason Results

### SoCon Division Playoff

**1969- Colonial Heights, Va.**  
VMI 5, William & Mary 3 (13 innings)

### SoCon Championship Finals

**1969- Fort Eustis, Va.**

Furman 7, VMI 2  
Furman 5, VMI 4

### SoCon Tournament

**1984- Cullowhee, N.C.**

#1S Western Carolina 10, #2N VMI 7  
#2S The Citadel 12, #2N VMI 7

**1987- Asheville, N.C.**

#1S Western Carolina 16, #2N VMI 4  
#2N VMI 15, #2S Davidson 7  
#2N VMI 10, #1N Appalachian State 9 (10)  
#1S Western Carolina 9, #2N VMI 4

**1988- Asheville, N.C.**

#2S The Citadel, 9, #1N VMI 8  
#2N Appalachian State 11, #1N VMI 4

**1989- Asheville, N.C.**

#5 The Citadel 17, #4 VMI 11  
#6 Furman 7, #4 VMI 5

**1990- Charleston, S.C.**

#5 Appalachian State 9, #4 VMI 2  
#6 Furman 10, #4 VMI 9 (10)

**1991- Charleston, S.C.**

#2 Western Carolina 18, #7 VMI 2  
#4 Furman 8, #7 VMI 3

**1992- Charleston, S.C.**

#1 Western Carolina 3, #8 VMI 2  
#8 VMI 5, #2 Furman 3  
#3 East Tennessee State 20, #8 VMI 3

**1993- Charleston, S.C.**

#8 VMI 8, #1 Georgia Southern 0  
#8 VMI 15, #5 Davidson 5  
#8 VMI 8, #2 Western Carolina 4  
#2 Western Carolina 12, #8 VMI 5  
#2 Western Carolina 5, #8 VMI 1

**1994- Charleston, S.C.**

#7 VMI 6, #2 Georgia Southern 4  
#7 VMI 6, #3 Marshall 4  
#5 The Citadel 4, #7 VMI 3  
#1 Western Carolina 7, #7 VMI 1

**1995- Charleston, S.C.**

#2 Georgia Southern 4, #7 VMI 3  
#7 VMI 13, #6 Appalachian State 4  
#5 East Tennessee State 8, #7 VMI 4

**1996- Charleston, S.C.**

#7 VMI 7, #2 Western Carolina 3  
#7 VMI 4, #6 East Tennessee State 2  
#1 Georgia Southern 11, #7 VMI 2  
#4 The Citadel 8, #7 VMI 5

**1997- Charleston, S.C.**

#1 Western Carolina 4, #8 VMI 3  
#5 East Tennessee State 7, #8 VMI 3 (10)

**1999- Charleston, S.C.**

#2 College of Charleston 15, #7 VMI 4  
#3 Western Carolina 8, #7 VMI 4

**2003- Charleston, S.C.**

#2 Georgia Southern 6, #7 VMI 4  
#7 VMI 2, #3 The Citadel 1  
#7 VMI 2, #5 Furman 1  
#4 UNC Greensboro 10, #7 VMI 1

**2015- Charleston, S.C.**

#4 VMI 6, #5 UNCG 5  
#1 Mercer 19, #4 VMI 7  
#8 The Citadel 10, #4 VMI 5

**2016 - Greenville, S.C.**

#8 The Citadel 3, #9 VMI 2 (10)

**2017 - Greenville, S.C.**

#9 VMI 8, #8 The Citadel 0  
#1 Mercer 11, #9 VMI 6  
#9 VMI 6, #5 Wofford 5 (10)  
#7 ETSU 12, #9 VMI 11

**2018 - Greenville, S.C.**

#5 Mercer 19, #4 VMI 0 (7)  
#1 UNCG 11, #4 VMI 7

**2019 - Greenville, S.C.**

#2 Wofford 12, #7 VMI 7  
#3 UNCG 4, #7 VMI 2

**2022 - Greenville, S.C.**

#6 Western Carolina 4, #7 VMI 1

**2023 - Greenville, S.C.**

#8 The Citadel 5, #5 VMI 2

**2024 - Greenville, S.C.**

#7 Mercer 19, #6 VMI 14

### Big South Tournament

**2005- Conway, S.C.**

#2 Winthrop 11, #5 VMI 1  
#6 Radford 8, #5 VMI 7

**2007- Rock Hill, S.C.**

#3 Liberty 4, #4 VMI 3  
#1 Coastal Carolina 4, #4 VMI 2

**2008- Danville, Va.**

#4 Winthrop 7, #3 VMI 2  
#1 Coastal Carolina 3, #3 VMI 1

**2009- Asheville, N.C.**

#8 VMI 13, #5 Gardner-Webb 4  
#1 Coastal Carolina 9, #8 VMI 4  
#2 Winthrop 8, #8 VMI 4

**2010- Rock Hill, S.C.**

#6 VMI 7, #7 UNC Asheville 4  
#1 Coastal Carolina 11, #6 VMI 2  
#5 Winthrop 11, #6 VMI 6

**2011- Lexington, Va.**

#6 Radford 3, #7 VMI 1

## Conference Tournament

### Miscellaneous

#### Record as a....

#3 Seed: ..... 0-2  
#4 Seed: ..... 1-10  
#5 Seed: ..... 0-3  
#6 Seed: ..... 1-3  
#7 Seed: ..... 7-15  
#8 Seed: ..... 5-8  
#9 Seed: ..... 2-3

#### Southern Conference Divisional Seeding:

#1 North Seed: ..... 0-2  
#2 North Seed: ..... 2-4

#### Record Against....

Appalachian State ..... 2-2  
College of Charleston ..... 0-1  
The Citadel ..... 2-8  
Coastal Carolina ..... 0-4  
Davidson ..... 2-0  
East Tennessee State ..... 1-4  
Furman ..... 2-3  
Gardner-Webb ..... 1-0  
Georgia Southern ..... 2-3  
Liberty ..... 0-1  
Marshall ..... 1-0  
Mercer ..... 0-4  
Radford ..... 0-2  
UNC Asheville ..... 1-0  
UNC Greensboro ..... 1-3  
Western Carolina ..... 2-11  
Winthrop ..... 0-4  
Wofford ..... 1-1

#### Record When Playing At....

Asheville, N.C. .... 3-8  
Charleston, S.C. .... 12-22  
Conway, S.C. .... 0-2  
Cullowhee, N.C. .... 0-2  
Danville, Va. .... 0-2  
Greenville, S.C. .... 2-10  
Rock Hill, S.C. .... 1-4  
Lexington, Va. .... 0-1

#### Most Coaching Wins

Chris Finwood ..... 6-6  
Scott Gines ..... 3-8  
Jonathan Hadra ..... 3-8  
Tom Slater ..... 2-2  
Donny White ..... 2-4  
Marlin Ikenberry ..... 2-11  
Paul Maini ..... 0-8

#### Complete Games

Richard Sparks, vs. Davidson, 4/25/87  
Marc Phillips, vs. Furman, 4/24/92  
John Payne, vs. Georgia South. (SHO), 4/29/93  
John Payne, vs. Georgia Southern, 4/28/94  
Jay Adams, vs. Appalachian State, 4/28/95  
W.G. Smith, vs. Western Carolina, 4/25/96  
Danny Hughes, vs. East Tennessee St., 4/27/96  
Phil Hendrix, vs. The Citadel, 5/22/03  
Jeremy Harper, vs. Furman, 5/23/03

#### Four-Hit Games

5, Rob Holmes, vs. The Citadel, 4/28/84  
5, Louie Napoleon, vs. Davidson, 4/30/93  
5, Jordan Ballard, vs. Gardner-Webb, 5/19/09  
4, Gary Sibayan, vs. Davidson, 4/25/87  
4, Marshall Simpson, vs. Furman, 4/27/90  
4, David Groseclose, vs. Davidson, 4/30/93



# POSTSEASON RECORDS

## Postseason Single-Game Records

<i>Individual</i>	<i>Team</i>
<b><u>Hitting</u></b> <b>Hits-</b> 5, Rob Holmes, vs. The Citadel, 4/28/84; Louie Napoleon, vs. Davidson, 4/30/93 & Jordan Ballard vs. Gardner-Webb, 5/19/09 <b>Runs-</b> 5, David Groseclose, vs. Davidson, 4/30/93 <b>RBIs-</b> 7, Ryan Glynn, vs. Appalachian State, 4/20/95 <b>At Bats-</b> 6, Several Times <b>Walks-</b> 4, Nathan Loyd, vs. UNCG, 5/23/2019 <b>Doubles-</b> 2, Several Times <b>Triples-</b> 2, Matt Pita vs. UNCG, 5/24/18 <b>Home Runs-</b> 2, John Parrott, vs. Davidson, 4/25/87; John Parrott, vs. The Citadel, 4/27/89; Bert Saunders, vs. Western Carolina, 4/28/84 <b>Total Bases-</b> 10, Rob Holmes, vs. The Citadel, 4/28/84 <b>Stolen Bases-</b> 3, David Groseclose, vs. Georgia Southern, 4/28/94	<b><u>Hitting</u></b> <b>Hits-</b> 21, vs. Gardner-Webb, 5/19/09 <b>Runs-</b> 15, vs. Davidson, 4/25/87 & vs. Davidson, 4/30/93 <b>RBIs-</b> 15, vs. Davidson, 4/25/87 <b>At Bats-</b> 46, vs. The Citadel, 4/28/84 & vs. The Citadel, 4/27/89 & vs. Davidson, 4/30/93 <b>Walks-</b> 10, vs. Appalachian State, 4/26/90 <b>Doubles-</b> 5, vs. UNC Asheville, 5/25/10 <b>Triples-</b> 2, Most Recent vs. UNCG, 5/24/18 <b>Home Runs-</b> 4, vs. Davidson, 4/25/87 <b>Total Bases-</b> 32, vs. Davidson, 4/25/87 <b>Stolen Bases-</b> 6, vs. Mercer, 5/22/24
<b><u>Pitching</u></b> <b>Innings Pitched-</b> 9.0, (Nine Times) Most Recent Jeremy Harper, vs. Furman, 5/23/03 <b>Strikeouts-</b> 10, Josh Winder vs. The Citadel, 5/24/16 <b>Fewest Hits (Min. 9 IP)-</b> 6, Marc Phillips, vs. Furman, 4/24/92; Jeremy Harper, vs. Furman, 5/23/03 <b>Fewest Earned Runs (Min. 9 IP)-</b> 0, John Payne, vs. Georgia Southern, 4/29/93 <b>Fewest Runs (Min. 9 IP)-</b> 0, John Payne, vs. Georgia Southern, 4/29/93	<b><u>Pitching</u></b> <b>Strikeouts-</b> 10, vs. The Citadel, 5/22/15 & vs. The Citadel, 5/24/16 <b>Fewest Hits-</b> 4, vs. The Citadel, 5/23/17 <b>Fewest Earned Runs-</b> 0, vs. Georgia Southern, 4/29/93 & vs. The Citadel, 5/23/17 <b>Fewest Runs-</b> 0, vs. Georgia Southern, 4/29/93 & vs. The Citadel, 5/23/17 <b>Fewest Walks-</b> 0, vs. The Citadel, 4/29/88

## Single-Postseason Records

<i>Individual</i>	<i>Team</i>
<b><u>Hitting</u></b> <b>Hits-</b> 10, David Groseclose, 5 games, 1993 (SoCon) <b>Runs-</b> 9, David Groseclose, 5 games, 1993 (SoCon) <b>RBIs-</b> 9, Ryan Glynn, 3 games, 1995, (SoCon) <b>Walks-</b> 5, Warren Williams, 5 games, 1993 (SoCon) <b>Doubles-</b> 3, Gary Sibayan, 4 games, 1987 (SoCon); Warren Williams, 2 games, 1991 (SoCon); Sam Roberts, 3 games, 2010 (Big South) <b>Triples-</b> 2, Matt Pita, 2 games, 2018 (SoCon) <b>Home Runs-</b> 3, John Parrott & Richard Stone, 4 games, 1987 (SoCon) <b>Total Bases-</b> 18, Richard Stone, 4 games, 1987 (SoCon) <b>Stolen Bases-</b> 5, David Groseclose, 4 games, 1994 (SoCon)	<b><u>Hitting</u></b> <b>Hits-</b> 54, 5 games, 1993 (SoCon) <b>Runs-</b> 37, 5 games, 1993 (SoCon) <b>RBIs-</b> 31, 5 games, 1993 (SoCon) <b>Walks-</b> 20, 5 games, 1993 (SoCon) <b>Doubles-</b> 10, 4 games, 1987 (SoCon) <b>Triples-</b> 2, Five Times, Most Recent 2 Games, 2018 (SoCon) <b>Home Runs-</b> 9, 4 games, 1987 (SoCon) <b>Total Bases-</b> 87, 4 games, 1987 (SoCon) <b>Stolen Bases-</b> 8, 5 games, 1993 (SoCon)
<b><u>Pitching</u></b> <b>Innings Pitched-</b> 16.0, John Payne, 1993 (SoCon) <b>Wins-</b> 1, Several Times, Most Recent Josh Winder and Ryan Bennett, 2017 (SoCon) <b>Games Started-</b> 2, Mike Doczi, 1991 (SoCon) & John Payne, 1993 (SoCon) <b>Saves-</b> 1, Marc Phillips, 1994 (SoCon) and Taylor Edens, 2015 (SoCon) <b>Relief Appearances-</b> 3, Billy Goodrich, 1993 (SoCon), Marc Phillips, 1994 (SoCon), and Ryan Bennett/Michael Geary, 2017 (SoCon) <b>Strikeouts-</b> 10, Josh Winder, 2016 (SoCon)	<b><u>Pitching</u></b> <b>Wins-</b> 3, 1993 (SoCon) <b>Saves-</b> 1, 1994 (SoCon) & 2015 (SoCon) <b>Strikeouts-</b> 30, 4 games, 2003 (SoCon) <b>Complete Games-</b> 2, 1996 (SoCon) & 2003 (SoCon)

## Career-Postseason Records

<b><u>Hitting</u></b> <b>Hits-</b> 25, David Groseclose, 1992-95 <b>Runs-</b> 19, David Groseclose, 1992-95 <b>RBIs-</b> 13, Ryan Glynn, 1993-95 <b>Walks-</b> 11, David Groseclose, 1992-95 <b>Doubles-</b> 6, Warren Williams, 1990-93 and Sam Roberts, 2008-11 <b>Triples-</b> 2, Franco Martin, 1994-97 <b>Home Runs-</b> 5, John Parrott, 1987, 1989 <b>Total Bases-</b> 29, David Groseclose, 1992-95 <b>Stolen Bases-</b> 9, David Groseclose, 1992-95 <b>At Bats-</b> 61, Louie Napoleon, 1993-96 <b>Games Played-</b> 16, Louie Napoleon, 1993-96	<b><u>Pitching</u></b> <b>Innings Pitched-</b> 32.1, John Payne, 1991-94 <b>Wins-</b> 2, John Payne, 1991-94 <b>Games Started-</b> 4, John Payne, 1991-94 <b>Complete Games-</b> 2, John Payne, 1991-94 <b>Saves-</b> 1, Marc Phillips, 1994 (SoCon) and Taylor Edens, 2015 (SoCon) <b>Appearances-</b> 9, Billy Goodrich, 1992-95 <b>Relief Appearances-</b> 9, Billy Goodrich, 1992-95 <b>Strikeouts-</b> 21, Josh Winder, 2016-18
---	--

# YEAR-BY-YEAR COACHING RECORDS

Year	Coach	Overall	Conference	Year	Coach	Overall	Conference
1950	Frank Summers	4-14	2-7	1988	Paul Maini	20-20	11-7
1951	Frank Summers	1-20	0-12	1989	Paul Maini	16-23	8-7
1952	Vince Ragunas	1-13	1-8	1990	Paul Maini	12-26	6-8
1953	Chuck Noe	7-7	4-4	1991	Paul Maini	2-35-1	1-15
1954	Chuck Noe	12-6	6-4	1992	Chris Finwood	11-39	4-15
1955	Chuck Noe	12-8	6-7	1993	Chris Finwood	20-29	5-15
1956	Jack Null	12-10	7-7	1994	Chris Finwood	21-29	10-13
1957	Jack Null	8-13	4-6	1995	Scott Gines	19-28	10-14
1958	Jack Null	4-12	2-8	1996	Scott Gines	17-29	7-16
1959	Weenie Miller	5-11	5-10	1997	Scott Gines	13-35	6-13
1960	Weenie Miller	6-8	5-8	1998	Scott Gines	14-35	7-17
1961	Weenie Miller	7-7	6-6	1999	Scott Gines	22-27	13-16
1962	Charlie McGinnis	8-7	7-7	2000	Scott Gines	19-30	11-19
1963	Charlie McGinnis	14-11	7-7	2001	Tom Slater	15-32	8-19
1964	Charlie McGinnis	11-12-1	5-9	2002	Tom Slater	10-41	1-27
1965	Charlie McGinnis	15-9	8-6	2003	Tom Slater	25-27	16-14
1966	Fred Kelly	10-13	6-10	2004	Marlin Ikenberry	23-32	4-20
1967	Fred Kelly	9-11	7-9	2005	Marlin Ikenberry	27-28	11-13
1968	Chuck Roys	7-8	3-5	2006	Marlin Ikenberry	30-25	9-15
1969	Chuck Roys	10-12	8-7	2007	Marlin Ikenberry	34-21	10-11
1970	Tom Sawyer	6-13	4-9	2008	Marlin Ikenberry	29-26	14-7
1971	Tom Sawyer	5-24	1-15	2009	Marlin Ikenberry	18-35	10-15
1972	Phil Tucker	6-19	3-13	2010	Marlin Ikenberry	33-22	13-14
1973	Phil Tucker	3-14	0-11	2011	Marlin Ikenberry	27-24-1	14-13
1974	Donny White	6-14	5-9	2012	Marlin Ikenberry	16-36	7-17
1975	Jerry Roane	2-18	1-13	2013	Marlin Ikenberry	20-35	6-18
1976	Jerry Roane	6-23	2-12	2014	Marlin Ikenberry	25-23	11-16
1977	Vern Beitzel	5-19	2-12	2015	Jonathan Hadra	21-30	12-12
1978	Vern Beitzel	2-27	0-14	2016	Jonathan Hadra	21-35	4-20
1979	Vern Beitzel	6-25	0-15	2017	Jonathan Hadra	24-34	7-17
1980	Vern Beitzel	4-22	0-12	2018	Jonathan Hadra	26-27	12-12
1981	Jim Rowsey	3-37	0-16	2019	Jonathan Hadra	17-41	9-15
1982	Donny White	11-29	6-10	2020	Jonathan Hadra	4-13	0-0
1983	Donny White	11-25	5-9	2021	Jonathan Hadra	18-29	13-17
1984	Donny White	16-18	6-7	2022	Jonathan Hadra	16-40	6-15
1985	Donny White	16-24	8-10	2023	Sam Roberts	26-29	9-11
1986	Donny White	15-25	7-11	2024	Sam Roberts	27-29	7-14
1987	Donny White	16-16-1	8-4				

## VMI Coaching Leaderboard

### By Wins

1. Marlin Ikenberry 282
2. Jonathan Hadra 147
3. Scott Gines 104
4. Donny White 91
5. Sam Roberts 53

### By Win Percentage

1. Charlie McGinnis .551
2. Marlin Ikenberry .478
3. Donny White .377
4. Jonathan Hadra .371
5. Scott Gines .361

\*Minimum 4 seasons\*

### By Seasons

1. Marlin Ikenberry 11
  2. Jonathan Hadra 8
  2. Donny White 7
  4. Scott Gines 6
  5. Charlie McGinnis 4
- Paul Maini 4  
Vern Beitzel 4

Coach (Years)	Overall	Win %	Conf.	Conf. Win %
Frank Summers (1950-51)	5-34	.128	2-19	.095
Vince Ragunas (1952)	1-13	.071	1-8	.111
Chuck Noe (1953-55)	31-21	.596	16-15	.516
Jack Null (1956-58)	24-35	.407	13-21	.382
Weenie Miller (1959-61)	18-26	.409	17-25	.405
Charlie McGinnis (1962-65)	48-39-1	.551	26-28	.481
Fred Kelly (1966-67)	19-24	.442	13-19	.406
Chuck Roys (1968-69)	17-20	.459	11-12	.478
Tom Sawyer (1970-71)	11-37	.229	5-24	.172
Phil Tucker (1972-73)	9-33	.214	3-24	.111
Donny White (1974, 1982-87)	91-151-1	.377	45-60	.429
Jerry Roane (1975-76)	8-41	.163	3-25	.107
Vern Beitzel (1977-80)	17-93	.155	2-53	.036
Jim Rowsey (1981)	3-37	.075	0-16	.000
Paul Maini (1988-91)	50-104-1	.326	26-37	.413
Chris Finwood (1992-94)	52-97	.349	19-43	.306
Scott Gines (1995-2000)	104-184	.361	54-95	.362
Tom Slater (2001-03)	50-100	.333	25-60	.294
Marlin Ikenberry (2004-14)	282-307-1	.478	109-166	.396
Jonathan Hadra (2015-22)	147-249	.371	63-108	.368
<b>Sam Roberts (2023-Present)</b>	<b>53-58</b>	<b>.477</b>	<b>16-25</b>	<b>.390</b>



The top winning percentage among Keydet skippers was Charlie McGinnis (right), shown here with Gil Minor (center) and Tom Snyder (left) in 1963 at what is currently Brewbaker Field in Lexington.

# SINGLE-GAME RECORDS

## Team Hitting

At bats	64, at Liberty (4/19/08)
Runs	28, at Coppin State (4/2/02)
Hits	25, vs. Gardner-Webb (4/10/09)
RBIs	24, at Coppin State (4/2/02) & vs. Mount St. Mary's (3/5/99)
Doubles	9, vs. East Tennessee State (5/5/01)
Triples	4, vs. UMES (2/25/13) and vs. UMES (3/11/16)
Home Runs	7, vs. Gardner-Webb (4/10/09) and vs. UMES (3/11/16)
Walks	17, at Richmond (4/9/24)
Hit By Pitch	9, at Liberty (4/1/06)
Strikeouts	21, vs. The Citadel (3/25/16)
Stolen Bases	14, vs. Norfolk State (3/19/23)
Caught Stealing	4, vs. La Salle (3/11/10) & at Western Carolina (5/15/15)
Steal Attempts	14, vs. Norfolk State (3/19/23)

## Individual Hitting

At bats	8, Four Times (Most Recent by Sam Roberts, Mike Roberts & Brian Sandridge at Liberty, 5/19/08)
Runs	5, Several Times (Most Recent by Ryan Hatten, vs. Lehigh, 3/16/19)
Hits	6, Bobby Ross, 1950, Warren Williams, 1992, & Sam Roberts vs. UMES, 5/9/08
RBIs	9, Jon Clines, vs. Quinnipiac (3/1/20 - game 2)
Doubles	3, Nine Times (Most Recent by Will Malbon vs. Quinnipiac, 3/11/17)
Triples	2, Four Times (Most Recent by Matt Pita vs. UNCG, 5/24/18)
Home Runs	3, Three Times (Most Recent by Tyler Tharp vs. UNCG, 5/5/17)
Walks	5, Will Knight vs. JMU, 3/13/2021)
Hit By Pitch	3, Three Times (Most Recent by Ryan Smoot, at Lehigh, 3/16/19)
Strikeouts	5, Will Malbon, at North Florida, 2/15/15
Sacrifice Hits	3, Twice (Most Recent by Chase Worthington, at Radford, 4/8/11)
Stolen Bases	6, Matt Pita at Longwood (4/3/18)
Steal Attempts	6, Matt Pita at Longwood (4/3/18)

## Team Pitching

Innings Pitched	16.0, vs. Radford (4/7/08), at Liberty (4/19/08), & at High Point (4/13/14)
Hits allowed	27, vs. Akron (3/7/97)
Runs allowed	28, vs. at James Madison (3/1/22)
Earned runs allowed	22, at LSU (2/18/24)
Walks allowed	16, at Western Carolina (3/28/98)
Strikeouts	22, vs. Northern Kentucky (3/2/19)
Home runs allowed	7, at Troy State (2/15/98)
Wild pitches	8, Georgia Southern (4/10/99), Old Dominion (3/12/97), & Radford (3/27/18)

## Individual Pitching

Innings Pitched	11.0, Percy Sensabaugh, vs. The Citadel (1964) & Vern Beitzel at The Citadel (1972)
Aluminum Bat Era	10.0, Josh Winder, vs. Binghamton (3/6/16)
Hits allowed	17, Danny Hughes, at Georgia Southern (3/2/96)
Runs allowed	15, Josh Spradlin, vs. Bucknell (2/21/98)
Earned runs allowed	14, Grayson Craun, at Auburn (4/8/97)
Walks allowed	9, Matt Poulos, vs. Furman (3/19/00) & Billy Goodrich, Appalachian State (4/8/95)
Strikeouts	
Extra Innings	21, Percy Sensabaugh, vs. The Citadel, (1964)
Nine Inning Game	20, Percy Sensabaugh, vs. West Virginia (4/11/64)
Aluminum Bat Era	15, Twice (Most recent by Zak Kent, vs. Lehigh 3/17/19)
Home Runs allowed	5, Wes Barrow, Western Carolina (4/24/99)
Wild pitches	5, Phil Nawrocki, vs. Old Dominion (3/12/97) & Corey Johnston at William & Mary (3/22/17)

## Team Fielding

Putouts	48, vs. Radford (4/7/08), at Liberty (4/19/08) and at High Point (4/13/14)
Assists	27, at Liberty (4/19/08)
Errors	9; at App. St. (3/27/99) & vs. East Tenn. St. (5/5/01)
Stolen bases against	9, at UNC Greensboro (3/9/01)
Caught stealing by	3; Seven Times, Last vs. ETSU (5/18/17)

## Individual Defense

Putouts	23, Jon Wade, Norfolk State (3/7/04)
Assists	10, Shane Geisslinger, at Liberty (4/19/08) & Graham Sullivan, vs. Rider (3/6/09)
Errors	4, Eric Walker, at Western Carolina (2/28/98) & Jacob Jaye, vs. Binghamton (3/9/15)



Tyler Tharp tied a school record by becoming the 3rd player in school history to hit three homers in a game.



Sam Roberts tied one of the program's oldest records with six hits in a game in 2008.



Shane Geisslinger had a school-record 10 assists in VMI's 16-inning win over Liberty in 2008.

# SINGLE-SEASON HITTING RECORDS

## BATTING AVERAGE

1. Greg Weddle	.446, 1986
2. Phil Hubbard	.424, 1982
3. Justin Starke	.422, 2021
4. Phil Hubbard	.416, 1980
5. Rod Brewer	.408, 1973
6. Bobby Ross	.400, 1956
7. Rob Dickinson	.399, 2013
Chris Finwood	.399, 1988
9. Russell Puckett	.398, 1976
10. Marshall Simpson	.393, 1990



Phil Hubbard owns two of the top four single-season batting average marks in VMI history.

## SLUGGING PERCENTAGE

1. Greg Weddle	.865, 1986
2. Matt Pita	.721, 2018
3. Greg Weddle	.720, 1985
4. Nate Shepperson	.711, 1996
5. Andy Beasley	.709, 1990
6. Ben Walker	.685, 1985
7. Justin Starke	.665, 2023
8. Ryan Glynn	.657, 1995
9. Robert Crumpler	.655, 2007
10. Grayson Fitzwater	.652, 2024

## ON-BASE PERCENTAGE

1. Justin Starke	.525, 2021
2. Mike Lamore	.518, 1985
3. Greg Weddle	.509, 1986
4. Kelly Sweppenhiser	.494, 2005
Justin Starke	.494, 2024



In 1986, Greg Weddle posted a season for the ages, hitting .446, slugging .865, and driving in 62 runs. His average and slugging stand as single-season records.

6. Kevin Thrift	.488, 1975
7. Justin Starke	.487, 2023
8. Chris Finwood	.481, 1988
9. Kelly Sweppenhiser	.479, 2006
10. Chris Catanzaro	.476, 2000

## HITS

1. Matt Pita	88, 2018
2. Cory Spangenberg	87, 2010
3. Ty Swaim	85, 2023
4. Justin Starke	83, 2023
5. Graham Sullivan	81, 2010
6. A.J. Yoder	80, 2009
6. Rob Dickinson	79, 2013
8. Tyler Tharp	77, 2017
9. Trey Morgan	76, 2023
Chris Catanzaro	76, 2000

## DOUBLES

1. Chris Catanzaro	25, 2000
2. Robert Crumpler	22, 2007
3. Clint Reed	21, 2006
David Geary	21, 2016
Matt Pita	21, 2018
6. Ty Swaim	20, 2023
7. Cole Jenkins	19, 2023
Josh Hollifield	19, 2019
Graham Sullivan	19, 2010
10. Louie Napoleon	18, 1996
Jason Annis	18, 2002
Kelly Sweppenhiser	18, 2005

## TRIPLES

1. Louie Napoleon	7, 1994
2. Matt Pita	6, 2018
3. Matt Smith	5, 2004
David Geary	5, 2016
5. 10 Tied With	4

## HOME RUNS

1. Jordan Ballard	18, 2010
Grayson Fitzwater	18, 2024
3. Collin Fleischer	17, 2017
4. Tyler Tharp	16, 2017
5. Greg Weddle	16, 1985
6. Collin Fleischer	15, 2016
7. Greg Weddle	14, 1986
Ryan Glynn	14, 1995

Nate Shepperson	14, 1996
Robert Crumpler	14, 2007
Matt Winn	14, 2015
Matt Pita	14, 2018

## RUNS BATTED IN

1. Grayson Fitzwater	63, 2024
2. Greg Weddle	62, 1986
3. Ryan Glynn	58, 1995
Jordan Ballard	58, 2010
5. Scott Thompkins	55, 1999
Graham Sullivan	55, 2010
7. Cole Garrett	53, 2023
8. Justin Starke	52, 2023
Robert Crumpler	52, 2007
Sam Roberts	52, 2010

## TOTAL BASES

1. Matt Pita	163, 2018
2. Tyler Tharp	143, 2017
3. Justin Starke	141, 2023
4. Cory Spangenberg	140, 2010
5. Jordan Ballard	134, 2010
Graham Sullivan	134, 2010
7. Justin Starke	132, 2024
8. Grayson Fitzwater	131, 2024
9. Cole Jenkins	130, 2023
10. Robert Crumpler	129, 2007

## RUNS SCORED

1. Justin Starke	64, 2024
2. Justin Starke	62, 2023
Cory Spangenberg	62, 2010
4. Matt Pita	61, 2018
5. Kelly Sweppenhiser	58, 2006
6. Ty Swaim	57, 2023
7. Chris Catanzaro	56, 2000
Stephen Johnson	56, 2000
Chad Rice	56, 2006
Sam Roberts	56, 2010

## WALKS

1. Jordan Tarsoovich	48, 2013
2. Franco Martin	44, 1994
Jacob Jaye	44, 2018
4. Sam Roberts	43, 2010
Justin Starke	43, 2024
6. Scott Thompkins	41, 1997
Trey Morgan	41, 2024
8. Kelly Sweppenhiser	40, 2005
9. Justin Starke	39, 2023
Ryan Smoot	39, 2019
Owen Prince	39, 2024

## STOLEN BASES

1. Nathan Eaton	36, 2018
2. Ty Swaim	35, 2023
3. David Groseclose	33, 1995
4. Justin Starke	32, 2023
5. David Groseclose	31, 1994
6. Gary Sibayan	29, 1986
Brandon Angus	29, 2014
Kazuya Jordan	29, 2024
9. Gary Sibayan	27, 1988
Ty Swaim	27, 2024

## HIT BY PITCH

1. Ryan Smoot	25, 2019
2. B.T. Good	23, 2006
3. A.J. Yoder	20, 2007
4. Robert Crumpler	18, 2006



Matt Smith had the third-most triples in a season in 2004.

Kelly Sweppenhiser	18, 2006
Robert Crumpler	18, 2007
7. B.T. Good	17, 2005
8. Chad Rice	14, 2007
Alex Haitzuka	14, 2009
Matt Winn	14, 2013
Justin Starke	14, 2024

## AT BATS

1. Ty Swaim	244, 2023
Callen Nuccio	244, 2019
3. Jake Huggins	235, 2019
Cory Spangenberg	235, 2010
5. Josh Hollifield	229, 2019
A.J. Yoder	229, 2009
Matt Dunlevy	229, 2017
8. Sam Roberts	227, 2010
9. Matt Pita	226, 2018
10. Nathan Eaton	225, 2016

## GAMES PLAYED


1. Five Players Tied	58
----------------------	----

## ON-BASE STREAK\*\*\*

1. Trey Morgan	42, 2024
----------------	----------

\* Minimum of 30 games

\*\*On-base streak statistics began in 2024



As a true sophomore, Grayson Fitzwater set the new single-season record for home runs and RBI.

\* Batting records with 2.2 AB/G minimum

\* Due to Covid-19 shortening the 2020 season, the NCAA determined that no averages, percentages, and per-game single-season categories will be eligible for single-season records.

# SINGLE-SEASON PITCHING & FIELDING RECORDS



In 1964, Percy Sensabaugh posted the greatest season on the mound in VMI baseball history.

## EARNED RUN AVERAGE

1. Percy Sensabaugh	0.67, 1964
2. Steve Otwell	0.89, 1970
3. Percy Sensabaugh	1.04, 1965
4. Wilber Smith	1.53, 1970
5. Jeff Gausepohl	1.67, 1965
6. Bryan Augsburger	1.87, 1983
7. John Pate	1.91, 1971
8. John Taylor	2.02, 1965
9. Dave Reid	2.05, 1968
10. Billy Goodrich	2.05, 1995

## WINS

1. Ian Ostlund	11, 2000
2. Trey Barham	9, 2007
3. Travis Smink	8, 2009
4. Five Tied	7
Most Recent - Josh Winder, 2017	
9. Eleven Tied	6
Most Recent - Jacob Menders, 2021	

## INNINGS PITCHED

1. Josh Winder	107.2, 2017
2. Michael Bowman	99.0, 2007
3. Phil Hendrix	97.2, 2003
4. Zak Kent	97.0, 2019
5. Trey Barham	96.0, 2008
6. Trey Barham	94.1, 2006
7. John Payne	93.0, 1993
8. J.J. Hollenbeck	91.2, 2005
Michael Bowman	91.2, 2008
10. Chris Henderson	90.2, 2009

## SAVES

1. Kevin Crum	14, 2007
2. Taylor Edens	12, 2015
3. Ian Ostlund	7, 1999
Corey Bachman	7, 2007
Travis Smink	7, 2008
Michael Devine	7, 2010
Matt Eagle	7, 2018
7. Eight Tied	6
Most Recent - M. Van Alstine, 2024	

## STRIKEOUTS

1. Zak Kent	132, 2019
2. Josh Winder	112, 2017
3. Michael Bowman	110, 2007
4. Percy Sensabaugh	106, 1964


5. Trey Barham	98, 2006
6. Josh Winder	91, 2018
7. Adam Lopez	89, 2010
8. Ryan Glynn	86, 1995
Trey Barham	86, 2008
10. Will Riley	84, 2024

## STRIKEOUTS PER 9 INNINGS

1. Percy Sensabaugh	14.17, 1964
2. George Armbruster	12.60, 1988
3. Adam Lopez	11.13, 2010
4. Ian Ostlund	10.80, 1998
5. Matt Eagle	10.66, 2018
6. Nathan Eaton	10.36, 2018
7. Travis Thomas	10.18, 2011
8. Josh Spradlin	10.17, 1998
9. Michael Bowman	10.00, 2007
10. Jerry Fresia	9.82, 1969

## WALKS ISSUED PER 9 INNINGS

1. Alan Watts	0.81, 2011
2. Taylor Edens	1.08, 2014
3. Chris Henderson	1.11, 2008
4. Ian Ostlund	1.21, 2000
5. Jason Farley	1.37, 2011
T.J. Lighton	1.37, 2013
7. Taylor Edens	1.58, 2015
8. Josh Winder	1.60, 2017
9. John Garrett	1.66, 2012
10. Josh Winder	1.67, 2016



Marlin Ikenberry saved six games and made 27 appearances in 1993.


## GAMES STARTED

1. Duke Acors	17, 2004
2. Jacob Menders	16, 2019
Josh Owens	16, 2001
Trey Barham	16, 2006
Michael Bowman	16, 2007
6. Eight Tied	15
Most Recent - Nathan Light, 2021	

## COMPLETE GAMES

1. Mike Vela	8, 1979
Mark Airaghi	8, 1982
3. Glenn Ferguson	7, 1986
W.G. Smith	7, 1996
5. John Pate	6, 1972
Mark Airaghi	6, 1980

Mark Airaghi	6, 1981
Bryan Augsburger	6, 1984
Barry Johnson	6, 1990
10. Several Tied With	5



Bryan Augsburger ranks in the top ten in single-season wins, ERA and complete games.

## APPEARANCES

1. Jeff DeMara	33, 2005
2. Jack Gomersall	32, 2016
3. Phil Hendrix	29, 2001
Jeff DeMara	29, 2004
Corey Bachman	29, 2007
Andrew Montague	29, 2013
Taylor Edens	29, 2015
Jack Gomersall	29, 2015
Will Riley	29, 2022
10. Travis Thomas	28, 2011
Derek Tremblay	28, 2017

## FIELDING PERCENTAGE

1. Matt Winn	.997, 2014
2. Ryan Smoot	.995, 2019
3. Matt Winn	.994, 2012
4. Billy Terry	.993, 1993
Nate Shepperson	.993, 1994
Grayson Fitzwater	.993, 2024
7. Trey Morgan	.992, 2021
Chris Catanzaro	.992, 2000
Robert Crumpler	.992, 2006
Jon Wade	.992, 2003

## TOTAL CHANCES

1. Robert Crumpler	542, 2005
2. Robert Crumpler	535, 2007
3. Jordan Ballard	521, 2010
4. Collin Fleischer	517, 2016
5. Jordan Ballard	500, 2008
6. Jordan Ballard	498, 2009
7. Robert Crumpler	495, 2006
Peyton Maddox	495, 2017
9. Jon Wade	475, 2003
10. Cole Garrett	449, 2023

## PUTOUTS

1. Robert Crumpler	506, 2005
2. Collin Fleischer	495, 2016
3. Robert Crumpler	492, 2007
4. Jordan Ballard	489, 2010
5. Jordan Ballard	472, 2008
6. Robert Crumpler	459, 2006

7. Jordan Ballard	456, 2009
8. Jon Wade	449, 2003
9. Peyton Maddox	420, 2017
10. Grayson Fitzwater	413, 2024

## ASSISTS

1. Chad Rice	186, 2006
2. Chad Rice	184, 2007
3. Shane Geisslinger	179, 2008
4. Jordan Tarsovich	172, 2015
5. Matt Smith	163, 2004
Jacob Jaye	163, 2017
7. Matt Smith	159, 2005
8. David Groseclose	154, 1992
9. Nathan Eaton	152, 2016
10. David Groseclose	149, 1993


## DOUBLE PLAYS

1. Robert Crumpler	52, 2005
2. Chris Cofer	47, 1996
3. Nate Shepperson	45, 1996
4. Robert Crumpler	40, 2006
5. Robert Crumpler	39, 2007
6. Matt Smith	37, 2005
7. Chris Catanzaro	36, 1999
Chad Rice	36, 2006
Jordan Ballard	36, 2009
10. Brian Adams	35, 1992

\* Pitching records with 1.0 IP/G minimum

\* Fielding percentage record with 300 total chances minimum

\* Due to Covid-19 shortening the 2020 season, the NCAA determined that no averages, percentages, and per-game single-season categories will be eligible for single-season records.



Robert Crumpler tops three of the five single-season fielding categories.

# SINGLE-SEASON TEAM RECORDS

## BATTING AVERAGE

1.	.325	2010
2.	.322	2023
3.	.315	1999
4.	.307	2000
5.	.301	1987
6.	.300	2011
7.	.296	1988
8.	.295	2009
9.	.294	2006
10.	.294	1963

## SLUGGING PERCENTAGE

1.	.529	2023
2.	.529	2010
3.	.491	1985
4.	.486	2024
5.	.481	1988
6.	.477	2018
7.	.475	1999
8.	.470	2000
9.	.465	1987
10.	.454	2016

## ON-BASE PERCENTAGE

1.	.410	2024
2.	.409	2023
3.	.400	2000
4.	.397	1999
5.	.394	2006
	.394	2018
7.	.387	1987
8.	.385	1985
9.	.384	2010
10.	.379	1988

## HITS

1.	629	2010
2.	604	2023
3.	557	2008
4.	556	2009
5.	549	2006
6.	541	2005
7.	530	2024
8.	528	2011
9.	525	2017
10.	523	2013
	523	2022

## DOUBLES

1.	134	2023
2.	133	2010
3.	118	2016
4.	112	2000
	112	2007
6.	106	1998
7.	105	2006
8.	104	2018
9.	103	2009
	103	2013

## TRIPLES

1.	21	2018
2.	19	2013
3.	17	2000
4.	16	2023
	16	1994
6.	15	2016
7.	14	1993
	14	2007
	14	2012
	14	2017
	14	2024

## HOME RUNS

1.	78	2010
2.	77	2017
3.	74	2023
4.	73	2024
5.	68	2016
6.	67	2018
7.	60	2015
8.	56	1985
9.	55	2009
10.	50	1988
	50	2022

## RUNS BATTED IN

1.	390	2010
2.	388	2023
3.	357	2024
4.	324	2006
5.	315	1999
6.	311	2005
7.	310	2000
	310	2018
9.	304	2017
10.	302	2009

## TOTAL BASES

1.	1022	2010
2.	992	2023
3.	879	2024
4.	878	2017
5.	856	2018
6.	846	2016
7.	838	2009
8.	804	2008
9.	790	2022
10.	773	2000

## RUNS SCORED

1.	447	2023
2.	414	2010
3.	408	2024
4.	376	2006
5.	352	2000
	352	2018
7.	343	2005
8.	341	1999
9.	334	2016
10.	331	2009

## WALKS

1.	287	2024
2.	281	2018
3.	251	2019
4.	250	2016
5.	237	2017
6.	231	2000
7.	230	2023
8.	223	2013
9.	214	2005
10.	210	2006

## STOLEN BASES

1.	192	2023
2.	178	2024
3.	99	2015
4.	98	1995
5.	95	2018
6.	92	1992
7.	86	2006
8.	84	1994
	84	2013
10.	80	2005

## HIT BY PITCH

1.	119	2006
2.	98	2007
3.	94	2024
4.	71	2005
5.	68	2004
6.	66	2023
7.	63	2015
8.	62	2018
9.	61	2003
10.	60	2019
	60	2008
	60	2016

## AT BATS

1.	1996	2017
2.	1975	2019
3.	1933	2010
	1933	2022
5.	1926	2008
6.	1887	2009
7.	1875	2013
8.	1874	2023
9.	1868	2006
10.	1865	2005

## GAMES PLAYED

1.	58	2019
	58	2017
3.	56	2016
	56	2022
	56	2024
4.	55	Eight Times

## EARNED RUN AVG.

1.	1.96	1965
2.	2.31	1966
3.	2.31	1970
4.	2.83	1961
5.	2.98	1969
6.	3.02	1962
7.	3.38	1963
8.	3.42	1964
9.	3.53	2014
10.	3.54	1967

## EARNED RUN AVG.

### (ALUMINUM BAT ERA)

1.	3.53	2014
2.	3.83	1974
3.	3.94	2007
4.	4.13	2008
5.	4.51	2013
6.	4.61	2011
7.	4.80	2006
8.	4.94	1993
9.	4.98	2005
10.	5.14	2003

## WINS

1.	34	2007
2.	33	2010
3.	30	2006
4.	29	2008
5.	27	2005
	27	2011
	27	2024
8.	26	2018
	26	2023
10.	25	2014

## INNINGS PITCHED

1.	516.0	2017
----	-------	------

2.	510.2	2019
3.	499.1	2008
4.	487.1	2013
5.	484.2	2016
6.	482.0	2006
7.	481.0	2022
8.	480.2	2010
9.	477.1	2005
10.	476.1	2004

## SAVES

1.	22	2007
2.	15	2011
3.	14	2015
	14	2023
5.	12	1993
	12	2006
	12	2014
8.	11	2008
	11	2010
10.	10	2012
	10	2017
	10	2024

## STRIKEOUTS

1.	454	2017
2.	441	2008
	441	2010
4.	440	2019
5.	432	2022
6.	426	2024
7.	423	2018
8.	419	2007
9.	403	2023
10.	385	2016

## STRIKEOUTS PER 9 INNINGS

1.	8.48	1998
2.	8.42	1967
3.	8.26	2010
	8.26	2018
5.	8.25	1964
6.	8.10	2024
7.	8.08	2022
8.	7.95	2008
9.	7.93	2007
10.	7.75	2019

## WALKS ISSUED PER 9 INNINGS

1.	2.54	2008
2.	2.75	2007
3.	2.81	1977
4.	2.83	2011
5.	3.22	1976
6.	3.28	1958
7.	3.31	2012
8.	3.42	2002
9.	3.46	2010
10.	3.48	2003

## COMPLETE GAMES

1.	20	1971
2.	18	1981
3.	17	1979
	17	1982
	17	1986
6.	16	1978
7.	14	1972
	14	1996
9.	13	1983
10.	11	Five Times

## SHUTOUTS

1.	5	2007
2.	4	2002
	4	2011
4.	3	1983
	3	1984
	3	2005
	3	2013
	3	2014
	3	2017
10.	2	Seven Times

## FIELDING PERCENTAGE

1.	.973	1993
2.	.970	2007
3.	.967	2017
4.	.966	2014
5.	.965	2011
6.	.963	2010
	.963	2005
	.963	2006
	.963	2018
10.	.962	2016
	.962	2024

## TOTAL CHANCES

1.	2212	2017
2.	2195	2008
3.	2160	2006
4.	2159	2005
5.	2158	2019
6.	2137	2016
7.	2128	2013
8.	2101	2007
9.	2097	2010
10.	2081	2009

## PUTOUTS

1.	1548	2017
2.	1532	2019
3.	1498	2008
4.	1462	2013
5.	1454	2016
6.	1446	2006
7.	1443	2022
8.	1442	2010
9.	1432	2005
10.	1426	2007

## ASSISTS

1.	647	2005
2.	633	2006
3.	611	2007
4.	602	2008
	602	2016
6.	597	2009
7.	591	2017
8.	578	2010
9.	574	2013
10.	569	2015

## DOUBLE PLAYS TURNED

1.	58	2005
2.	54	1996
3.	48	2017
4.	47	2006
5.	43	1995
	43	1999
	43	2022
8.	42	2007
	42	2013
10.	41	1992
	41	2009



# CAREER HITTING RECORDS



*Kelly Sweppenhiser ranks in the program's top five in nine different offensive categories.*

## BATTING AVERAGE

1. Justin Starke	.370, 2020-24
2. Matt Pita	.359, 2016-18
3. Chris Catanzaro	.356, 1998-01
4. Mike Lamore	.350, 1982-85
5. Phil Hubbard	.350, 1980-83
6. Kelly Sweppenhiser	.348, 2003-06
7. Sam Roberts	.341, 2008-11
8. Rob Dickinson	.334, 2010-13
9. Greg Weddle	.328, 1983-86
10. Rob Holmes	.326, 1981-84

## SLUGGING PERCENTAGE

1. Matt Pita	.639, 2016-18
2. Greg Weddle	.633, 1983-86
3. Justin Starke	.614, 2020-24
4. Jordan Ballard	.569, 2007-10
5. Chris Catanzaro	.567, 1998-01
6. Andy Beasley	.565, 1987-90
7. Ben Walker	.554, 1983-85,87
8. Robert Crumpler	.554, 2004-07
9. Michael Goldman	.547, 1997-00
10. Bert Saunders	.545, 1982-85

## ON-BASE PERCENTAGE

1. Justin Starke	.473, 2020-24
2. Kelly Sweppenhiser	.457, 2003-06
3. Mike Lamore	.446, 1982-85
4. Sam Roberts	.441, 2008-11
5. Chris Catanzaro	.439, 1998-01
6. Michael Goldman	.431, 1997-00
7. Matt Pita	.428, 2016-18
8. Robert Crumpler	.427, 2004-07
9. Franco Martin	.423, 1994-97
10. Andy Beasley	.421, 1987-90

## HITS

1. Justin Starke	275, 2020-24
2. Sam Roberts	272, 2008-11
3. Kelly Sweppenhiser	263, 2003-06
4. Chris Catanzaro	258, 1998-01
5. Trey Morgan	245, 2020-24
6. Rob Dickinson	240, 2010-13
7. Ty Swaim	236, 2021-24
8. A.J. Yoder	221, 2006-09
9. Louie Napoleon	218, 1993-96
Matt Smith	218, 2002-05

## DOUBLES

1. Chris Catanzaro	72, 1998-01
2. Sam Roberts	54, 2008-11
3. Jason Annis	50, 2000-03
4. Kelly Sweppenhiser	49, 2003-06
Jordan Tarsovich	49, 2011-15
6. Louie Napoleon	47, 1993-96
Robert Crumpler	47, 2004-07
Graham Sullivan	47, 2008-11
Rob Dickinson	47, 2010-13
Matt Pita	47, 2016-18

## TRIPLES

1. Louie Napoleon	14, 1993-96
2. Matt Pita	11, 2016-18
3. A.J. Yoder	10, 2006-09
4. Ryan Glynn	9, 1993-95
5. Jacob Morley	8, 2009-12
Ed Pearson	8, 1997-00
Elliott Erbe	8, 2002-05
Jordan Tarsovich	8, 2011-15
9. Terry Batts	7, 1989-92
David Groseclose	7, 1992-95
Stephen Johnson	7, 1999-00
Rob Dickinson	7, 2010-13
Ty Swaim	7, 2021-24



*Trey Morgan broke the all-time games played record, setting a new high of 214 games, and sits second in career at-bats.*

## HOME RUNS

1. Collin Fleischer	46, 2015-18
2. Justin Starke	42, 2020-24
3. Jordan Ballard	41, 2007-10
4. Greg Weddle	37, 1983-86
5. John Parrott	34, 1985-87,89
6. Scott Thompkins	32, 1996-99
Matt Pita	32, 2016-18
8. Andy Beasley	31, 1987-90
Ryan Glynn	31, 1993-95
Kelly Sweppenhiser	31, 2003-06

## RUNS BATTED IN

1. Chris Catanzaro	155, 1998-01
Justin Starke	155, 2020-24
3. Collin Fleischer	150, 2015-18
4. Sam Roberts	149, 2008-11
Scott Thompkins	149, 1996-99

Kelly Sweppenhiser	149, 2003-06
7. Jordan Ballard	148, 2007-10
8. Greg Weddle	146, 1983-86
9. Elliott Erbe	137, 2002-05
10. Robert Crumpler	136, 2004-07

## TOTAL BASES

1. Justin Starke	457, 2020-24
2. Chris Catanzaro	411, 1998-01
Kelly Sweppenhiser	411, 2003-06
4. Trey Morgan	410, 2020-24
5. Sam Roberts	396, 2008-11
6. Matt Pita	376, 2016-18
7. Jordan Ballard	374, 2007-10
8. Ty Swaim	373, 2021-24
9. Collin Fleischer	370, 2015-18
10. Rob Dickinson	364, 2010-13

## RUNS SCORED

1. Justin Starke	201, 2020-24
2. Sam Roberts	185, 2008-11
3. Kelly Sweppenhiser	172, 2003-06
4. Chris Catanzaro	171, 1998-01
5. Gary Sibayan	166, 1986-89
6. Trey Morgan	160, 2020-24
7. David Groseclose	154, 1992-95
8. Scott Thompkins	149, 1996-99
9. Matt Pita	146, 2016-18
10. Jordan Tarsovich	143, 2011-15

## WALKS

1. Sam Roberts	143, 2008-11
2. Franco Martin	137, 1994-97
3. Justin Starke	127, 2020-24
4. Jacob Jaye	125, 2015-18
5. Kelly Sweppenhiser	122, 2003-06
6. Collin Fleischer	114, 2015-18
7. Trey Morgan	109, 2020-24
8. Jordan Tarsovich	101, 2011-15
9. Chris Finwood	96, 1985-88
10. Matt Smith	95, 2002-05

## STOLEN BASES

1. David Groseclose	100, 1992-95
2. Gary Sibayan	92, 1986-89
3. Ty Swaim	78, 2021-24
4. Brandon Angus	76, 2012-15
5. Jordan Tarsovich	68, 2011-15
6. Trey Morgan	63, 2020-24
7. Zac Morris	58, 2020-23
8. B.T. Good	56, 2003-06
Donny White	56, 1963-65
10. Brett Cook	54, 2021-24

## HIT BY PITCH

1. B.T. Good	54, 2003-06
2. A.J. Yoder	46, 2006-09
3. Robert Crumpler	45, 2004-07
4. Kelly Sweppenhiser	41, 2003-06
5. Jacoby Fields	38, 2004-07
6. Ryan Smoot	35, 2016-19
Chad Rice	35, 2004-07



*VMI Hall of Famer Chris Catanzaro tops VMI's career doubles mark.*

8. Andy Barden	33, 2000-03
9. Brett Cook	31, 2021-24
Justin Starke	31, 2020-24

## AT BATS

1. Sam Roberts	797, 2008-11
2. Trey Morgan	773, 2020-24
3. Kelly Sweppenhiser	756, 2003-06
4. Matt Smith	753, 2002-05
5. Ty Swaim	750, 2021-24
6. Justin Starke	744, 2020-24
7. Louie Napoleon	739, 1993-96
8. A.J. Yoder	736, 2006-09
9. David Groseclose	725, 1992-95
Chris Catanzaro	725, 1998-01

## GAMES PLAYED

1. Trey Morgan	214, 2020-24
2. Sam Roberts	210, 2008-11
Rob Dickinson	210, 2010-13
4. Elliott Erbe	208, 2002-05
5. Matt Smith	207, 2002-05
6. Justin Starke	206, 2020-24
7. Kelly Sweppenhiser	203, 2003-06
Jacob Morley	203, 2009-12
9. A.J. Yoder	201, 2006-09
Will Malbon	201, 2014-18
Ty Swaim	201, 2021-24

\* Minimum 400 at-bats for averages



*In his final season as a Keydet, Justin Starke broke six career records and is in the top 10 in 12 different categories.*

# CAREER PITCHING & FIELDING RECORDS



Trey Barham holds the career records for wins and strikeouts.

## EARNED RUN AVERAGE

1. John Pate	2.95, 1971-73
2. Reed Garrett	3.29, 2012-14
3. Michael Bowman	3.32, 2006-08
4. Vern Beitzel	3.45, 1969-72
5. Trey Barham	3.73, 2005-08
6. John Garrett	3.80, 2010-13
7. Bryan Augsburger	3.91, 1982-85
8. Jeff DeMara	3.93, 2002-05
9. Andrew Woods	4.02, 2012-15
10. Chris Henderson	4.04, 2006-09

## WINS

1. Trey Barham	22, 2005-08
2. Travis Smink	17, 2006-09
3. Ian Ostlund	16, 1998-00
Chris Henderson	16, 2006-09
Josh Winder	16, 2016-18
5. John Garrett	15, 2010-13
6. Michael Bowman	14, 2006-08
Andrew Woods	14, 2012-15
8. Bryan Augsburger	13, 1982-85
Mike Doczi	13, 1987-89,91
Phil Hendrix	13, 2000-03
Josh Owens	13, 2001-05
Duke Acors	13, 2002-05

## INNINGS PITCHED

1. Duke Acors	319.0, 2002-05
2. Trey Barham	308.2, 2005-08
3. Phil Hendrix	306.2, 2000-03
4. Josh Winder	279.0, 2016-18
5. J.J. Hollenbeck	272.2, 2003-06
6. John Payne	259.2, 1991-94
7. Chris Henderson	258.2, 2006-09
8. Jimmy Thoms	257.0, 2002-05
9. Nathan Light	255.2, 2019-23
10. Brandon Barbery	255.1, 2015-18

## SAVES

1. Taylor Edens	21, 2013-16
2. Kevin Crum	16, 2006-07
3. Michael Devine	15, 2009-12
4. Jeff DeMara	13, 2002-05
5. Ian Ostlund	11, 1998-00
6. John Garrett	10, 2010-13
7. Merlin Ikenberry	9, 1992-95
Travis Smink	9, 2006-09
Will Riley	9, 2021-24
10. Corey Bachman	8, 2004-07

## STRIKEOUTS


1. Trey Barham	291, 2005-08
2. Josh Winder	279, 2016-18
3. Zak Kent	258, 2017-19
4. Duke Acors	245, 2002-05
5. Phil Hendrix	216, 2000-03
6. Will Riley	213, 2021-24
7. Chris Henderson	212, 2006-09
8. Michael Bowman	209, 2006-08
9. W.G. Smith	204, 1994-97
10. Nathan Light	199, 2019-23

## STRIKEOUTS PER 9 INNINGS

1. Will Riley	10.95, 2021-24
2. Zak Kent	10.42, 2017-19
3. Josh Winder	9.00, 2016-17
4. Ryan Glynn	8.78, 1993-95
5. Ian Ostlund	8.78, 1998-00
6. Michael Devine	8.65, 2009-12
7. Trey Barham	8.48, 2005-08
8. Michael Bowman	8.35, 2006-08
9. John Garrett	8.24, 2010-13
10. Matt Eagle	8.21, 2015-17

## WALKS ISSUED PER 9 INNINGS

1. Chris Henderson	1.70, 2006-09
2. Josh Winder	1.74, 2016-18
3. Taylor Edens	1.78, 2013-16
4. Jason Farley	2.01, 2008, 10-11
5. John Garrett	2.05, 2010-13
6. Jimmy Thoms	2.56, 2002-05
7. Jeremy Brown	2.62, 2009-13
8. Andrew Woods	2.70, 2012-15
9. Jeff DeMara	2.71, 2002-05
10. Michael Bowman	2.80, 2006-08



Will Riley stands alone at the top in K/9 and also ranks in the top 10 in strikeouts and saves.

## GAMES STARTED

1. Duke Acors	61, 2002-05
2. Brandon Barbery	49, 2015-18
3. Trey Barham	48, 2005-08
4. Josh Winder	43, 2016-18
5. Phil Hendrix	42, 2000-03
Jeremy Brown	42, 2009-13
7. Nathan Light	39, 2019-23

8. Todd Tilley	38, 1986-89
John Payne	38, 1991-94
Chris Henderson	38, 2006-09

5. Matt Winn	1387, 2011-15
6. Nate Shepperson	1349, 1994-97
7. Collin Fleischer	1187, 2015-18
8. Cole Garrett	1255, 2021-24



Zak Kent finds himself in the top three in strikeouts and K/9, leading to becoming the fourth-highest drafted Keydet in program history in 2019.

## COMPLETE GAMES

1. Mark Airaghi	24, 1980-83
2. Mike Vela	21, 1976-79
3. Bryan Augsburger	17, 1982-85
4. Vern Beitzel	16, 1969-72
5. John Payne	13, 1991-94
6. Todd Tilley	12, 1986-89
7. W.G. Smith	11, 1994-97
John Pate	11, 1971-73
9. Craig Jones	10, 1977-80
10. Glenn Ferguson	9, 1984-87

9. Marshall Simpson	969, 1987-90
Mike Roberts	969, 2006-08

\*. All pitching average stats with a min. 140 innings pitched

\*\* - Fielding Percentage min. 600 chances

## APPEARANCES

1. Jeff DeMara	104, 2002-05
2. Taylor Edens	96, 2013-16
3. Michael Devine	90, 2009-12
4. John Garrett	89, 2010-13
5. Kyle Staats	86, 2015-18
6. Billy Goodrich	83, 1992-95
7. Nathan Light	81, 2019-23
8. Phil Hendrix	78, 2000-03
9. Merlin Ikenberry	77, 1992-95
Josh Owens	77, 2001-05
Jimmy Thoms	77, 2002-05
Matt Eagle	77, 2015-18

## FIELDING PERCENTAGE

1. Matt Winn	.989, 2011-15
Robert Crumpler	.989, 2004-07
Cameron Walter	.989, 2012-14
Collin Fleischer	.989, 2015-18
4. Jon Wade	.988, 2002-04
5. Jordan Ballard	.986, 2007-10
6. Chris Catanzaro	.986, 1998-01
Peyton Maddox	.986, 2015-18
8. Cole Garrett	.984, 2021-24
Nate Shepperson	.984, 1994-97
Trey Morgan	.984, 2020-24

## TOTAL CHANCES

1. Robert Crumpler	1606, 2004-07
2. Chris Catanzaro	1590, 1998-01
3. Jordan Ballard	1542, 2007-10
4. Alex Haitsuka	1410, 2008-11

## PUTOUTS

1. Robert Crumpler	1487, 2004-07
2. Chris Catanzaro	1468, 1998-01
3. Jordan Ballard	1420, 2007-10
4. Nate Shepperson	1232, 1994-97
5. Alex Haitsuka	1201, 2008-10
6. Matt Winn	1176, 2011-14
7. Peyton Maddox	1150, 2015-18
8. Collin Fleischer	1118, 2015-18
9. Cole Garrett	1115, 2021-24
10. Marshall Simpson	892, 1987-90

## ASSISTS

1. Matt Smith	581, 2002-05
2. David Groseclose	571, 1992-95
3. Chad Rice	505, 2004-07
4. Jacob Jaye	498, 2015-18
5. Shane Geisslinger	495, 2005-08
6. Brian Adams	445, 1990-93
7. A.J. Yoder	431, 2006-09
8. Zac Morris	416, 2020-23
9. Franco Martin	379, 1994-97
10. Jason Annis	361, 2000-03

## DOUBLE PLAYS

1. Robert Crumpler	131, 2004-07
2. David Groseclose	114, 1992-95
3. Nate Shepperson	113, 1994-97
4. Jordan Ballard	101, 2007-10
5. Shane Geisslinger	94, 2005-08
6. Brian Adams	90, 1990-93
Chad Rice	90, 2004-07
8. Collin Fleischer	85, 2015-18
9. Chris Cofer	82, 1993-96
10. A.J. Yoder	81, 2006-09

# KEYDET NATIONAL HONORS & AWARDS

## National Rankings

### Collegiate Baseball

26th	April 12, 2010
28th	March 22, 2010
29th	March 29, 2010
	April 5, 2010
30th	March 12, 2007
	March 19, 2007
	March 15, 2010

### NCBWA

Receiving Votes. . . . . 12 times  
(Most Recent March 3, 2014)

### USA Today/ESPN Coaches' Poll

Receiving Votes. . . . . 5 times  
(Most Recent April 12, 2010)

## Louisville Slugger All-American

2013 Rob Dickinson, OF (Hon. Mention)  
2015 . . . . . Matt Winn, C (Third Team)

## Louisville Slugger Freshman All-American

2003 . . . . . Kelly Sweppenhiser, 3B  
2006 . . . . . Travis Smink, P  
2010 . . . . . Cory Spangenberg, 2B

## Ping! Baseball Freshman All-American

2010 . . . . . Cory Spangenberg, 2B

## NCBWA Freshman All-American

2010 . . . . . Cory Spangenberg, 2B

## GTE/CoSIDA Academic All-America

1984 . . . . . Mike Lamore (Third Team)  
1996 . . . . . Nate Shepperson (Third Team)  
2016 . . . . . David Geary (Third Team)

## Academic All-District

2016 . . . . . David Geary  
2017 . . . . . Josh Winder  
2020 . . . . . Jon Clines  
2024 . . . . . Marcus Van Alstine

## SoCon Student-Athlete of the Week

2017 . . . . . Josh Winder, Three Times  
2018 . . . . . Brandon Barber, Feb. 21

## Johnny Bench Award Watch List

2008 . . . . . Mike Roberts  
2010 . . . . . Alex Haitsuka  
2013 . . . . . Matt Winn (Semifinalist)  
2014 . . . . . Matt Winn  
2015 . . . . . Matt Winn (Finalist, 1 of 3)  
2017 . . . . . Peyton Maddox  
2018 . . . . . Peyton Maddox

## Roger Clemens Award Watch List

2007 . . . . . Trey Barham  
Michael Bowman  
Kevin Crum

## Dick Howser Award Watch List

2006 . . . . . Kelly Sweppenhiser  
2007 . . . . . Kevin Crum

## Gregg Olson Award Watch List

2014 . . . . . Reed Garrett

## John Olerud Award Watch List

2010 . . . . . Sam Roberts  
2011 . . . . . Sam Roberts  
2023 . . . . . Trey Morgan

## Brooks Wallace Award Watch List

2008 . . . . . Michael Bowman, SP  
2010 . . . . . Sam Roberts, SS  
2011 . . . . . Sam Roberts, SS  
2023 . . . . . Zac Morris, SS  
2024 . . . . . Ty Swaim, SS

## Wallace Award

2010 . . . . . Sam Roberts, SS (Quarterfinalist)  
2011 . . . . . Sam Roberts, SS (Semifinalist)

## Lowe's Senior CLASS Award Candidate

2008 . . . . . Trey Barham

## NCBWA Stopper of the Year Award Watch List

2007 . . . . . Kevin Crum  
2009 . . . . . Travis Smink  
2011 . . . . . Michael Devine  
2013 . . . . . John Garrett  
2014 . . . . . Taylor Edens  
2015 . . . . . Taylor Edens (Midseason Only)  
2016 . . . . . Taylor Edens

## ABCA All-American

2018 . . . . . Matt Pita (Third Team)

## ABCA All-Atlantic Region

2013 . . . . . Rob Dickinson (First Team)  
2018 . . . . . Matt Pita (First Team)

## ECAC Postseason Honors

2013 . . . . . Rob Dickinson, OF (Second Team)  
2015 . . . . . Jordan Tarsovich, SS (Second Team)  
2018 . . . . . Matt Pita, OF

## Louisville Slugger National Player of the Week

2010 . . . . . Jordan Ballard (March 15)  
2014 . . . . . Reed Garrett (Feb. 24)  
2015 . . . . . Thomas Stallings (April 6)  
2016 . . . . . Peyton Maddox (March 14)  
2017 . . . . . Josh Winder (April 3)  
Tyler Sharp (May 8)  
2018 . . . . . Matt Pita (March 5)

## Perfect Game/Rawlings National Player of the Week

2023 . . . . . Cole Jenkins (April 10)

## Collegiate Baseball Hall of Fame All-Star Lineup

2011 . . . . . Sam Roberts (April 19)

## ECAC Player of the Week

2010 . . . . . Jordan Ballard (March 16, Co-)  
2011 . . . . . Sam Roberts (April 19)  
2013 . . . . . Rob Dickinson (March 26)

## CollegeBaseballInsider.com Southeast Player of the Week

2010 . . . . . Jordan Ballard (March 17)  
2013 . . . . . Rob Dickinson (March 28)  
2014 . . . . . Reed Garrett (Feb. 28)

## College Baseball Foundation National Honor Roll

2006 . . . . . Kelly Sweppenhiser (Feb. 21)  
Travis Smink (Feb. 28)  
Trey Barham (March 21)  
2007 . . . . . A.J. Yoder (March 6)  
Eddie Van Es (March 20)  
Robert Crumpler (April 18)  
2010 . . . . . Jordan Ballard (March 17)

## NCBWA National Pitcher of the Week

2007 . . . . . Trey Barham (Apr. 3)  
2014 . . . . . Reed Garrett (Feb. 25)

## PerfectGame.org Player of the Day

2013 . . . . . T.J. Lighton (March 27)  
2014 . . . . . Reed Garrett (Feb. 22)

## NCAA.Com Top Performer

2014 . . . . . Reed Garrett (Feb. 25, Week 2)

## VaSID Player of the Year

2018 . . . . . Matt Pita

## VaSID All-State

1984 . . . . . Bryan Augsburger  
1990 . . . . . Marshall Simpson  
Andy Beasley  
1995 . . . . . Ryan Glynn  
David Groseclose (HM)  
1996 . . . . . Nate Shepperson  
2000 . . . . . Ian Ostlund  
2006 . . . . . Kelly Sweppenhiser  
2008 . . . . . Tanner Biagini (First Team)  
Chris Duty (Second Team)  
2010 . . . . . Cory Spangenberg  
Jordan Ballard  
Sam Roberts (Second Team)  
2012 . . . . . George Piccirilli (Second Team)  
2013 . . . . . Rob Dickinson (Second Team)  
2015 . . . . . Matt Winn (Second Team)  
2016 . . . . . Matt Pita (Second Team)  
2017 . . . . . Tyler Sharp (Second Team)  
Josh Winder (Second Team)  
2018 . . . . . Matt Pita (First Team)  
Collin Fleischer (First Team)  
Peyton Maddox (Second Team)  
Nathan Eaton (Second Team)  
2019 . . . . . Zak Kent (Second Team)  
2020 . . . . . Will Knight (First Team)  
2021 . . . . . Justin Starke (First Team)  
2022 . . . . . Zac Morris (Second Team)  
2023 . . . . . Cole Garrett (Second Team)  
Cole Jenkins (Second Team)  
Ty Swaim (Second Team)  
Trey Morgan (Second Team)

# KEYDET SOCON HONORS & AWARDS

## All-Southern Conference

### First Team

1959	Bill Drake, 2B
1960	Joe Gedro, OF
1961	Weldon Eddins, SS
1962	Gil Minor, C
1963	Donny White, SS
1964	Donny White, SS
	Percy Sensabaugh, P
1965	Percy Sensabaugh, P
1969	Vern Beitzel, P
	J.C. Hanks, 2B
	Tim White, 3B
1977	Kelly Lombard, C
1980	Phil Hubbard, C
1982	Phil Hubbard, C
1983	Bryan Augsburger, P
1985*	Greg Weddle, 1B
	Chris Finwood, SS
1986*	Greg Weddle, 1B
	Gary Sibayan, 2B
1987*	Gary Sibayan, 2B
	Chris Finwood, SS
	Ben Walker, DH
1988*	Andy Beasley, C
	Gary Sibayan, 2B
	Chris Finwood, SS
1989	John Parrott, OF
1990	Andy Beasley, C
	Marshall Simpson, 1B
1995	David Groseclose, SS
	Ryan Glynn, OF
1999	Eric Walker, 3B
	Scott Thompkins, DH
2000	Ian Ostlund, RP
	Eric Walker, 3B
2015	Matt Winn, C (Media/Coaches)
	Jordan Tarsovich, SS (Media/Coaches)
2017	Tyler Tharp, OF (Media/Coaches)
2018	Matt Pita, OF (Media/Coaches)
	Peyton Maddox, C (Media/Coaches)
2021	Justin Starke, 1B (Media/Coaches)
2023	Justin Starke, 3B (Media/Coaches)
	Cole Garrett, C (Media/Coaches)
	Cole Jenkins, OF (Media/Coaches)
2024	Justin Starke, C (Media/Coaches)

\*All-SoCon North Division

### Second Team

1960	Weldon Eddins, SS
1962	Weldon Eddins, SS
	Joe Gedro, P
1963	Joe Bush, OF
1964	Dee Hartman, OF
1965	Donny White, SS
1968	Tom Catlett, OF
	Tim White, 3B
1984	Bryan Augsburger, P
	Kelly Raber, 2B
	Bert Saunders, OF
	Greg Weddle, 1B
1989	Andy Beasley, C
	Ren O'Ferrall, OF
1990	Barry Johnson, P
	Brian Adams, 2B
1992	Ray Flowers, 1B
1993	Brian Adams, 2B
	David Groseclose, SS
1994	Ryan Glynn, OF
	David Groseclose, SS
	Louie Napoleon, 2B
	John Payne, DH

1995	Chris Cofer, 2B
2000	Michael Goldman, C
	Stephen Johnson, DH
2015	Will Connerley, OF (Coaches)
2016	Collin Fleischer, 1B (Coaches)
2017	Josh Winder, SP (Media/Coaches)
2018	Jake Huggins, 1B (Media/Coaches)
	Josh Winder, SP (Media/Coaches)
	Nathan Eaton, 3B (Coaches)
	Will Malbon, OF (Media)
2019	Zak Kent, SP (Media)
2022	Zac Morris, 2B (Media)
2023	Ty Swaim, 2B (Media/Coaches)
	Trey Morgan, OF (Coaches)
	Zac Morris, SS (Coaches)
2024	Trey Morgan, OF (Media/Coaches)
	Will Riley, SP (Coaches)

## SoCon All-Freshman Team

2015	Collin Fleischer, 1B
	Brandon Barbery, LHP
2016	Josh Winder, RHP
	Matt Pita, OF
2021	Justin Starke, 1B
	Tyler Bradt, RHP
	Zac Morris, SS
	Trey Morgan, OF
2022	Tyler Kaltreider, RHP
2023	Grayson Fitzwater, 1B
	Jimmy Koza, OF

## SoCon Freshman of the Year

1982	Mike Lamore (Co.)
2003	Kelly Sweppenhiser, 3B
2021	Justin Starke, 1B

## SoCon Coach of the Year

1982	Donny White (Co.)
1988	Paul Maini
2003	Tom Slater

## SoCon All Tournament

1993	David Groseclose, SS
1993	Luis Napoleon, 3B
1994	Louie Napoleon, OF
1995	Ryan Glynn, DH
1996	Nate Shepperson, 1B
2003	Jon Wade, 1B
2017	Josh Winder, SP

## Preseason All-SoCon

2016	Taylor Edens, RP (Second Team)
2017	Collin Fleischer, 1B (Second Team)
2018	Josh Winder, SP (First Team)
	Matt Pita, OF (First Team)
	Collin Fleischer, 1B (Second Team)
	Peyton Maddox, C (Second Team)
2019	Jake Huggins, 1B (Second Team)
2021	Will Knight, OF (First Team)
2023	Brett Cook, DH (First Team)
	Justin Starke, 3B (Second Team)
	Zac Morris, SS (Second Team)
2024	Justin Starke, 3B (First Team)
	Cole Garrett, C (First Team)
	Cole Jenkins, OF (First Team)
	Trey Morgan, OF (First Team)
	Ty Swaim, 2B (Second Team)

## Preseason SoCon Pitcher of the Year

2018	Josh Winder
------	-------------

## Preseason SoCon Player of the Year

2024	Justin Starke
------	---------------

## SoCon Player of the Week

1989	Andy Beasley (March 12)
1994	Louie Napoleon (Feb. 27)
1996	Nate Shepperson (March 31)
1999	Ed Pearson (April 19)
2001	Chris Catanzaro (April 23)
2016	Peyton Maddox (March 14)
2017	Will Malbon (March 6)
	Tyler Tharp (May 8)
2018	Matt Pita (March 5, April 16, May 20)
	Matt Dunlevy (Feb. 26)
2020	Will Knight (Feb. 24)
2021	Justin Starke (April 12 & 19)
2022	Justin Starke (March 7)
2023	Zac Morris (February 27)
	Justin Starke (March 20)
	Cole Jenkins (April 10)

## SoCon Pitcher of the Week

1994	Marc Phillips (March 6)
	Jay Adams (March 27)
1997	Jay Adams (April 7)
1998	Josh Spradlin (March 9)
2016	Josh Winder (March 7)
2017	Josh Winder (April 3)
2019	Zak Kent (March 18, April 8)
2021	Jacob Menders (May 17)
2022	Tyler Bradt (Feb. 21 & 28)
2023	Will Riley (April 17)
2024	Jack Thompson (April 29)

## SoCon Player of the Month

2018	Collin Fleischer (April)
2021	Justin Starke (April)
2023	Cole Jenkins (April)
2024	Justin Starke (April)

## SoCon All-Academic

2015	David Geary
	T.J. Lighton
2016	Brandon Barbery
	David Geary
	T.J. Lighton
2017	Josh Winder
	Brandon Barbery
2018	Josh Winder
	Brandon Barbery
	Corey Johnston
2019	Corey Johnston
2020	Jon Clines
	Corey Johnson
	Reeves Whitmore
2022	Ty Swaim
	Reeves Whitmore

## SoCon Postgrad Scholarship

2018	Brandon Barbery
------	-----------------



# KEYDET BIG SOUTH HONORS & AWARDS

## Big South Player of the Week

2005	Robert Crumpler (May 23)
2006	Klint Reed (Feb.14, Co-)
	Kelly Sweppenhiser (Feb. 21)
	Robert Crumpler (March 20)
	Jacoby Fields (May 22, Co-)
2007	Eddie Van Es (March 19)
	Robert Crumpler (April 16)
2008	Brian Sandridge (April 7)
2009	Jordan Ballard (April 6, Co-)
2009	A.J. Yoder (April 27)
2010	Jordan Ballard (March 15)
2011	Sam Roberts (March 1 & April 19)
	Alex Haitsuka (May 23)
2012	Rob Dickinson (April 10)
2013	Rob Dickinson (March 25)

## Big South Pitcher of the Week

2004	J. J. Hollenbeck (April 26)
2005	J. J. Hollenbeck (March 28)
2006	Trey Barham (March 20)
2007	Trey Barham (April 2)
	Chris Henderson (April 9)
2008	Chris Henderson (March 24)
	Michael Bowman (May 19)
2009	Chris Henderson (March 23)
2010	Michael Devine (April 12, Co-)
2013	T.J. Lighton (April 1)
	Reed Garrett (May 13)
2014	Reed Garrett (Feb. 24)
	Taylor Edens (March 3)

## Big South Freshman of the Year

2010	Cory Spangenberg
------	------------------

## Big South Player of the Year

2013	Rob Dickinson
------	---------------

## All-Big South Conference

### First Team

2005	Matt Smith, SS
	Kelly Sweppenhiser, 3B
2006	Kelly Sweppenhiser, 3B
2007	Chad Rice, SS
2008	Shane Geisslinger, 2B
2009	A.J. Yoder, 2B
2010	Jordan Ballard, 1B
2011	Alex Haitsuka, C
	Sam Roberts, SS
2013	Rob Dickinson, OF

### Second Team

2006	Trey Barham, P
2007	Michael Bowman, P
	Robert Crumpler, 1B
2008	Chris Duty, RP
2009	Travis Smink, SP
2010	Alex Haitsuka, C
	Cory Spangenberg, 2B
	Graham Sullivan, OF
2011	Graham Sullivan, OF
2012	Jacob Morley, OF
2013	Matt Winn, C
2014	Reed Garrett, SP
	Brandon Angus, OF

## Big South All Tournament

2009	A.J. Yoder, IF
------	----------------

## Big South All-Academic

2004	Kelly Sweppenhiser, 3B
2005	Kelly Sweppenhiser, 3B
2006	Kelly Sweppenhiser
2007	Chad Rice
2008	Shane Geisslinger
2009	Adam Kruithof
2010	Alex Haitsuka
2011	Alex Haitsuka
2013	Drew Bryan
2014	David Geary

## Big South Scholar-Athlete

2006	Kelly Sweppenhiser, 3B
------	------------------------

## VMI Sports Hall of Fame

The following former baseball players have been inducted into the VMI Sports Hall of Fame:

Paul Caldwell '26	1972*
William Couper '04	1972*
Joseph Hatchet '25	1972*
Frank M. Page, Jr. '23	1972*
Charles Roberson '38	1972*
Robert Y. Conrad '05	1974
Claude "Red" Patton '50	1975
John L. Pitts '16	1975
Donny White '65	1975
Gilly Laughorn '31	1976
Cliff Heathcote '57	1977
Percy Sensabaugh '66	1977
Harold Williams '31	1978
Jack Tim White '69	1979
Weldon Eddins '62	1982
Phil Hubbard '83	1993
Greg Weddle '86	1997
Chris Finwood '88	2003
Ryan Glynn '95	2005
Andy Beasley '90	2009
Chris Catanzaro '01	2011
Gary Sibayan '89	2011
Kelly Sweppenhiser '06	2016

\* - Indicates charter member of the Hall of Fame

# DRAFTED KEYDETS


Player	Year	Round	Club
Rob Holmes	1980	47th	Minnesota Twins*
Andy Beasley	1989	17th	Oakland Athletics
Andy Beasley	1990	4th (112th overall)	St. Louis Cardinals
Mark Craft	1990	10th	Oakland A's
Jay Adams	1993	52nd	Cleveland Indians*
Marc Phillips	1994	32nd	Kansas City Royals
Ryan Glynn	1995	4th (94th overall)	Texas Rangers
David Groseclose	1995	22nd	Colorado Rockies
Nate Shepperson	1996	53rd	Pittsburgh Pirates
Jeremy Harper	2003	14th	Toronto Blue Jays
Andy Barden	2003	19th	Atlanta Braves
Phil Hendrix	2003	35th	Milwaukee Brewers
Duke Acors	2005	32nd	Pittsburgh Pirates
Kelly Sweppenhiser	2006	44th	Toronto Blue Jays
Chad Rice	2007	24th	Pittsburgh Pirates
Corey Bachman	2007	40th	Chicago Cubs
Michael Bowman	2008	9th	Milwaukee Brewers
Trey Barham	2008	25th	Oakland Athletics
Mike Roberts	2008	38th	Milwaukee Brewers
Travis Smink	2009	31st	Houston Astros
Tanner Biagini	2009	50th	Oakland Athletics
Jordan Ballard	2010	33rd	Colorado Rockies
Sam Roberts	2011	26th	Oakland Athletics
Adam Lopez	2012	21st	Chicago White Sox
Coby Cowgill	2012	23rd	Texas Rangers
Reed Garrett	2014	16th	Texas Rangers
Connor Bach	2014	21st	Washington Nationals
Matt Winn	2015	14th	San Francisco Giants
Jordan Tarsovich	2015	22nd	Los Angeles Dodgers
Peyton Maddox	2017	33rd	San Francisco Giants
Josh Winder	2018	7th	Minnesota Twins
Matt Pita	2018	12th	New York Yankees
Nathan Eaton	2018	21st	Kansas City Royals
Zak Kent	2019	9th	Texas Rangers



Ryan Glynn played in the major leagues for the Texas Rangers, Toronto Blue Jays, and Oakland Athletics.



Nathan Eaton homered in his MLB debut on July 14, 2022 in Toronto, becoming the fourth player in Royals history to homer in his debut.



Reed Garrett was drafted in the 16th round to the Texas Rangers and now pitches for the New York Mets where he earned five wins in his first 21 games.

# YEAR-BY-YEAR HITTING LEADERS

Year	H	R	RBI	2B	3B	HR	TB	SB	AVG
'65	D. White, 24	D. White, 15	D. White, 9	R. Porter, 7	Two Tied, 1	R. Porter, 2	R. Porter, 33	D. White, 15	D. White, .261
'66	N/A	N/A	N/A	N/A	N/A	N/A	N/A	N/A	D. McMenmim, .284
'67	N/A	N/A	N/A	N/A	N/A	N/A	N/A	N/A	S. Harding, .302
'68	T. Catlett, 17	Two Tied, 9	T. White, 9	R. Shu, 4	Two Tied, 3	T. Catlett, 1	R. Shu, 23	S. Friski, 3	T. Catlett, .347
'69	J.C. Hanks, 23	T. Catlett, 13	J.C. Hanks, 11	J.C. Hanks, 7	T. Catlett, 3	Two Tied, 2	J.C. Hanks, 33	A. Bushey, 3	J.C. Hanks, .343
'70	D. Rowe, 15	R. Shu, 7	F. Cleaton, 6	D. Rowe, 2	J.C. Hanks, 2	Three Tied, 1	D. Rowe, 20	R. Shu, 4	D. Rowe, .234
'71	L. Dowdy, 19	D. Rowe, 9	L. Dowdy, 15	Two Tied, 3	Six Tied, 1	Two Tied, 1	K. Wester, 31	Four Tied, 2	K. Wester, .220
'72	L. Dowdy, 26	Two Tied, 8	V. Beitzel, 8	V. Beitzel, 7	V. Beitzel, 2	Two Tied, 1	V. Beitzel, 32	K. Wester, 4	L. Dowdy, .325
'73	R. Brewer, 20	Two Tied, 8	G. Isaacs, 9	R. Brewer, 4	P. Upton, 1	R. Brewer, 1	R. Brewer, 27	T. Ridley, 2	R. Brewer, .408
'74	N/A	N/A	N/A	N/A	N/A	N/A	N/A	N/A	K. Wong, .300
'75	M. Wong, 20	B. Young, 7	M. Wong, 7	B. Young, 3	S. Snow, 1	Two Tied, 1	M. Wong, 21	R. Gates, 4	K. Thrift, .308
'76	R. Puckett, 37	R. Puckett, 18	R. Puckett, 21	R. Puckett, 7	R. Puckett, 2	Two Tied, 1	R. Puckett, 51	K. Thrift, 6	R. Puckett, .398
'77	S. Snow, 29	S. Snow, 18	K. Lombard, 19	S. Snow, 5	S. Snow, 2	S. Snow, 6	S. Snow, 56	B. Hardy, 3	K. Lombard, .344
'78	B. Hardy, 23	B. Hardy, 12	B. Hardy, 9	Two Tied, 4	J. Frishkorn, 1	K. Lombard, 2	B. Hardy, 28	B. Miney, 3	J. Hobbs, .302
'79	M. Vasco, 24	J. Friend, 14	Four Tied, 7	K. Lombard, 5	Six Tied, 1	J. Friend, 4	J. Friend, 36	J. Frishkorn, 7	M. Vasco, .316
'80	P. Hubbard, 32	P. Hubbard, 18	Three Tied, 10	P. Hubbard, 6	P. Hubbard, 3	J. Frishkorn, 2	P. Hubbard, 44	P. Hubbard, 7	P. Hubbard, .424
'81	P. Hubbard, 32	R. Holmes, 18	J. Friend, 16	R. Preddy, 10	Four Tied, 1	J. Friend, 4	S. Gines, 48	Two Tied, 7	S. Gines, .313
'82	P. Hubbard, 41	R. Holmes, 30	M. Lamore, 33	P. Hubbard, 13	Two Tied, 2	R. Holmes, 8	P. Hubbard, 90	R. Holmes, 12	P. Hubbard, .424
'83	M. Lamore, 68	R. Holmes, 31	B. Walker, 26	B. Walker, 8	B. Saunders, 3	R. Holmes, 10	R. Holmes, 81	B. Walker, 9	M. Lamore, .369
'84	R. Holmes, 37	R. Holmes, 27	G. Weddle, 29	B. Walker, 11	B. Saunders, 3	B. Saunders, 8	B. Saunders, 72	D. Tyler, 9	K. Raber, .343
'85	B. Saunders, 50	B. Saunders, 38	G. Weddle, 41	G. Weddle, 10	Bryant, 3	G. Weddle, 16	G. Weddle, 108	B. Walker, 9	M. Lamore, .373
'86	G. Weddle, 66	C. Finwood, 41	G. Weddle, 62	G. Weddle, 14	G. Weddle, 3	G. Weddle, 14	G. Weddle, 128	G. Sibayan, 29	G. Weddle, .446
'87	G. Sibayan, 46	G. Sibayan, 41	B. Walker, 42	Three Tied, 8	R. Stone, 2	J. Parrott, 11	B. Walker, 76	G. Sibayan, 24	G. Sibayan, .359
'88	C. Finwood, 55	G. Sibayan, 53	A. Beasley, 43	C. Finwood, 12	Two Tied, 3	G. Sibayan, 12	G. Sibayan, 94	G. Sibayan, 27	C. Finwood, .399
'89	R. O'Ferrall, 49	R. O'Ferrall, 35	M. Simpson, 37	M. Simpson, 12	R. O'Ferrall, 2	J. Parrott, 12	J. Parrott, 86	G. Sibayan, 12	R. O'Ferrall, .355
'90	M. Simpson, 53	A. Beasley, 30	A. Beasley, 36	M. Simpson, 11	T. Batts, 3	A. Beasley, 13	A. Beasley, 95	T. Batts, 7	M. Simpson, .393
'91	G. Buck, 37	J. Payne, 18	G. Buck, 23	G. Buck, 10	C. Evans, 3	G. Buck, 3	G. Buck, 58	C. Evans, 4	R. Flowers, .289
'92	B. Adams, 53	R. Flowers, 30	R. Flowers, 27	R. Flowers, 14	Three Tied, 3	R. Flowers, 6	R. Flowers, 79	T. Batts, 16	R. Flowers, .294
'93	L. Napoleon, 59	D. Groseclose, 39	B. Adams, 31	L. Napoleon, 18	L. Napoleon, 4	R. Glynn, 6	L. Napoleon, 86	D. Groseclose, 21	B. Adams, .326
'94	L. Napoleon, 59	Two Tied, 35	R. Glynn, 43	J. Payne, 11	L. Napoleon, 7	R. Glynn, 11	L. Napoleon, 102	D. Groseclose, 31	L. Napoleon, .307
'95	Groseclose, 61	D. Groseclose, 51	R. Glynn, 58	R. Glynn, 16	R. Glynn, 4	R. Glynn, 14	R. Glynn, 117	D. Groseclose, 33	D. Groseclose, .341
'96	N. Shepperson, 60	N. Shepperson, 34	N. Shepperson, 39	L. Napoleon, 12	N. Shepperson, 2	N. Shepperson, 14	N. Shepperson, 118	L. Napoleon, 7	N. Shepperson, .361
'97	Two Tied, 54	S. Thompkins, 48	F. Martin, 45	N. Shepperson, 12	Three Tied, 1	S. Thompkins, 12	F. Martin, 90	Davis, 8	F. Martin, .325
'98	C. Catanzaro, 63	S. Thompkins, 41	M. Landberg, 36	C. Catanzaro, 16	E. Pearson, 4	Two Tied, 6	C. Catanzaro, 97	C. Brooks, 13	C. Catanzaro, .346
'99	E. Walker, 70	E. Walker, 42	S. Thompkins, 55	C. Catanzaro, 14	S. Johnson, 3	S. Thompkins, 11	S. Thompkins, 107	E. Pearson, 12	E. Walker, .376
'00	C. Catanzaro, 76	Two Tied With, 56	M. Goldman, 47	C. Catanzaro, 24	S. Johnson, 4	M. Goldman, 10	C. Catanzaro, 122	E. Pearson, 15	C. Catanzaro, .392
'01	C. Catanzaro, 60	C. Catanzaro, 38	C. Catanzaro, 39	C. Catanzaro, 17	Two Tied, 1	C. Catanzaro, 8	C. Catanzaro, 103	R. Colvin, 10	C. Catanzaro, .335
'02	J. Annis, 45	A. Barden, 28	E. Erbe, 29	J. Annis, 18	B. Rand, 3	A. Barden, 5	E. Erbe, 70	B. Rand, 10	J. Annis, .308
'03	K. Sweppenhiser, 59	B. Massenburg, 32	A. Barden, 30	J. Annis, 15	Three Tied, 3	Two Tied, 7	A. Wimmer, 85	M. Smith, 10	A. Barden, .318
'04	M. Smith, 66	M. Smith, 45	E. Erbe, 49	Two Tied, 15	M. Smith, 5	E. Erbe, 11	E. Erbe, 106	B.T. Good, 15	K. Sweppenhiser, .367
'05	K. Sweppenhiser, 74	K. Sweppenhiser, 51	R. Crumpler, 43	K. Sweppenhiser, 18	E. Erbe, 4	K. Sweppenhiser, 12	K. Sweppenhiser, 128	B.T. Good, 17	K. Sweppenhiser, .370
'06	K. Sweppenhiser, 72	K. Sweppenhiser, 58	Two Tied, 41	K. Reed, 21	Eight Tied, 1	K. Sweppenhiser, 7	K. Sweppenhiser, 108	B.T. Good, 21	K. Sweppenhiser, .350
'07	E. Van Es, 66	R. Crumpler, 55	R. Crumpler, 52	R. Crumpler, 22	A.J. Yoder, 4	R. Crumpler, 14	R. Crumpler, 129	C. Rice, 11	R. Crumpler, .330
'08	T. Biagini, 74	S. Geisslinger, 41	T. Biagini, 46	S. Roberts, 14	A.J. Yoder, 3	J. Ballard, 12	T. Biagini, 114	S. Geisslinger, 18	S. Roberts, .348
'09	A.J. Yoder, 80	S. Roberts, 53	J. Ballard, 48	J. Ballard, 17	Two Tied, 1	J. Ballard, 11	J. Ballard, 124	J. Morley, 12	J. Ballard, .366
'10	C. Spangenberg, 87	C. Spangenberg, 62	J. Ballard, 58	G. Sullivan, 19	C. Spangenberg, 3	J. Ballard, 18	C. Spangenberg, 140	C. Spangenberg, 24	C. Spangenberg, .370
'11	G. Sullivan, 73	S. Roberts, 46	G. Sullivan, 40	Two Tied, 16	Two Tied, 2	A. Haitsuka, 6	G. Sullivan, 104	S. Roberts, 13	G. Sullivan, .358
'12	J. Morley, 63	J. Morley, 32	Two Tied, 32	Two Tied, 14	J. Morley, 4	J. Morley, 11	J. Morley, 118	R. Dickinson, 7	R. Dickinson, .320
'13	R. Dickinson, 79	J. Tarsovich, 45	R. Dickinson, 46	J. Tarsovich, 16	N. Dwyer, 4	R. Dickinson, 7	R. Dickinson, 118	B. Angus, 22	R. Dickinson, .399
'14	B. Angus, 62	J. Tarsovich, 33	E. Mayers, 27	J. Tarsovich, 13	B. Angus, 3	E. Mayers, 4	J. Tarsovich, 80	B. Angus, 29	B. Angus, .333
'15	J. Tarsovich, 67	J. Tarsovich, 53	M. Winn, 39	J. Tarsovich, 17	Two Tied, 2	M. Winn, 14	J. Tarsovich, 113	J. Tarsovich, 24	J. Tarsovich, .337
'16	M. Pita, 68	Two Tied, 48	C. Fleischer, 46	D. Geary, 21	D. Geary, 5	C. Fleischer, 15	M. Pita, 125	M. Pita, 13	M. Pita, .322
'17	T. Tharp, 77	T. Tharp, 50	C. Fleischer, 48	P. Maddox, 16	T. Tharp, 3	C. Fleischer, 17	T. Tharp, 143	M. Dunlevy, 9	M. Pita, .364
'18	M. Pita, 88	M. Pita, 61	M. Pita, 48	M. Pita, 21	M. Pita, 6	M. Pita, 14	M. Pita, 163	N. Eaton, 36	M. Pita, .389
'19	C. Nuccio, 77	C. Nuccio, 44	J. Huggins, 45	J. Hollifield, 19	Four Tied, 2	R. Hatten, 10	J. Huggins, 109	C. Nuccio, 10	C. Nuccio, .316
'20	W. Knight, 25	Two tied, 8	J. Clines, 16	W. Knight, 7	Two tied, 1	Two tied, 2	W. Knight, 34	C. Nuccio, 5	W. Knight, .431
'21	J. Starke, 68	J. Starke, 36	Two tied, 29	J. Starke, 9	C. Nuccio, 3	W. Knight, 7	J. Starke, 97	Z. Morris, 16	J. Starke, .422
'22	Z. Morris, 69	Z. Morris, 44	B. Cook, 48	Two tied, 12	Two tied, 3	B. Cook, 12	Z. Morris, 116	Z. Morris, 13	Z. Morris, .332
'23	T. Swaim, 85	J. Starke, 62	C. Garrett, 53	T. Swaim, 20	T. Swaim, 4	Starke/Garrett, 13	J. Starke, 141	T. Swaim, 35	J. Starke, .392
'24	Swaim/Starke, 75	J. Starke, 64	G. Fitzwater, 63	G. Fitzwater, 16	Jordan/Starke, 3	G. Fitzwater, 18	J. Starke, 132	K. Jordan, 29	J. Starke, .368



# YEAR-BY-YEAR PITCHING LEADERS

Year	W	K	ERA	IP	Starts	CG	SV	APP
'65	P. Sensabaugh, 5	P. Sensabaugh, 71	P. Sensabaugh, 1.04	P. Sensabaugh, 69.0	P. Sensabaugh, 9	P. Sensabaugh, 5	N/A	P. Sensabaugh, 9
'66	N/A	N/A	N/A	N/A	N/A	N/A	N/A	N/A
'67	N/A	N/A	N/A	N/A	N/A	N/A	N/A	N/A
'68	J. Fresia, 3	D. Reid, 46	D. Reid, 2.05	D. Reid, 44.0	D. Reid, 7	D. Reid, 3	N/A	Two Tied, 8
'69	V. Beitzel, 5	D. Reid, 42	F. Carver, 2.14	D. Reid, 59.1	V. Beitzel, 8	V. Beitzel, 5	N/A	Two Tied, 11
'70	Six Tied, 1	W. Smith, 51	S. Otwell, 0.89	W. Smith, 47.0	Two Tied, 5	Two Tied, 2	N/A	W. Smith, 8
'71	R. Snow, 2	R. Snow, 39	J. Pate, 1.91	R. Snow, 46.2	Two Tied, 7	Two Tied, 5	N/A	J. Pate, 9
'72	J. Pate, 4	V. Beitzel, 45	J. Pate, 2.61	J. Pate, 58.2	J. Pate, 9	J. Pate, 6	N/A	J. Pate, 10
'73	Three Tied, 1	J. Pate, 42	C. Little, 2.89	J. Pate, 45.1	J. Pate, 7	N/A	N/A	J. Pate, 8
'74	N/A	N/A	N/A	N/A	N/A	N/A	N/A	N/A
'75	D. Lewin, 2	D. Lewin, 31	D. Lewin, 4.81	D. Lewin, 58.0	N/A	N/A	N/A	D. Lewin, 11
'76	M. Vela, 3	M. Vela, 31	M. Vela, 5.21	M. Vela, 65.2	M. Vela, 9	M. Vela, 5	N/A	M. Vela, 9
'77	T. Mihalik, 3	M. Vela, 18	T. Mihalik, 5.08	T. Mihalik, 51.1	Two Tied, 7	Two Tied, 3	M. Vela, 1	Two Tied, 10
'78	Two Tied, 1	M. Vela, 32	B. Young, 7.83	M. Vela, 54.0	Two Tied, 8	Two Tied, 5	B. Young, 1	Two Tied, 8
'79	Two Tied, 2	M. Vela, 41	M. Vela, 5.29	M. Vela, 66.1	M. Vela, 9	M. Vela, 8	N/A	M. Vela, 9
'80	M. Airaghi, 2	Fritz, 30	M. Airaghi, 5.32	M. Airaghi, 44.0	M. Airaghi, 6	M. Airaghi, 6	N/A	P. Davis, 9
'81	Motley, 2	M. Airaghi, 33	M. Airaghi, 9.31	M. Airaghi, 67.2	Two Tied, 10	M. Airaghi, 6	N/A	M. Airaghi, 14
'82	M. Airaghi, 5	B. Augsburg, 60	M. Airaghi, 3.80	M. Airaghi, 87.2	B. Augsburg, 10	M. Airaghi, 8	Three Tied, 1	M. Airaghi, 18
'83	B. Augsburg, 6	B. Augsburg, 49	B. Augsburg, 1.87	M. Airaghi, 54.2	M. Airaghi, 9	B. Augsburg, 5	K. Wharton, 2	M. Airaghi, 9
'84	B. Augsburg, 5	B. Augsburg, 60	B. Augsburg, 2.79	B. Augsburg, 61.1	B. Augsburg, 9	B. Augsburg, 6	Three Tied, 1	J. Smiley, 12
'85	Two Tied, 5	J. McCloskey, 38	G. Ferguson, 5.69	G. Ferguson, 68.0	G. Ferguson, 11	R. Stone, 4	G. Ferguson, 2	J. Smiley, 19
'86	G. Ferguson, 5	G. Ferguson, 44	T. Tilley, 6.29	T. Tilley, 73.0	T. Tilley, 10	G. Ferguson, 7	Two Tied, 1	J. Smiley, 17
'87	T. Tilley, 4	Two Tied, 31	T. Tilley, 5.19	T. Tilley, 52.0	T. Tilley, 9	T. Tilley, 2	R. Sparks, 2	M. Doczi, 12
'88	M. Doczi, 5	G. Armbruster, 63	G. Armbruster, 3.60	T. Tilley, 72.1	T. Tilley, 10	T. Tilley, 4	B. Johnson, 2	T. Tilley, 16
'89	Three Tied, 3	G. Armbruster, 40	B. Johnson, 5.22	T. Tilley, 50.0	T. Tilley, 9	M. Doczi, 2	R. Sparks, 3	R. Sparks, 13
'90	B. Johnson, 5	B. Johnson, 48	B. Johnson, 3.79	B. Johnson, 71.1	B. Johnson, 12	B. Johnson, 6	Three Tied, 1	J. Tavenner, 14
'91	M. Doczi, 2	J. Tavenner, 31	D. Holloway, 7.43	M. Doczi, 55.1	M. Doczi, 12	M. Doczi, 3	C. Graham, 1	B. Strain, 15
'92	B. Goodrich, 4	B. Goodrich, 48	J. Payne, 6.03	M. Phillips, 80.0	J. Payne, 13	J. Payne, 4	Two Tied, 2	B. Goodrich, 24
'93	Two Tied, 5	J. Payne, 59	Me. Ikenberry, 3.04	J. Payne, 93.0	Two Tied, 13	J. Payne, 5	Me. Ikenberry, 6	Me. Ikenberry, 27
'94	J. Payne, 4	M. Phillips, 56	J. Adams, 3.59	J. Payne, 80.2	J. Payne, 12	J. Payne, 4	Five Tied, 1	B. Goodrich, 23
'95	J. Schenk, 5	R. Glynn, 86	B. Goodrich, 2.05	R. Glynn, 86.2	Two Tied, 12	R. Glynn, 5	Two Tied, 2	Me. Ikenberry, 22
'96	D. Hughes, 5	W.G. Smith, 75	D. Hughes, 6.25	D. Hughes, 89.1	D. Hughes, 13	W.G. Smith, 7	W.G. Smith, 2	W.G. Smith, 20
'97	J. Adams, 4	W.G. Smith, 65	W.G. Smith, 6.39	W.G. Smith, 74.2	Two Tied, 11	W.G. Smith, 3	J. Adams, 3	J. Adams, 19
'98	W. Barrow, 4	W. Barrow, 68	W. Barrow, 5.33	W. Barrow, 82.2	W. Barrow, 12	W. Barrow, 5	G. Craun, 1	B. Howle, 20
'99	Two Tied, 5	W. Barrow, 48	M. Poulos, 5.36	W. Barrow, 77.0	Two Tied, 15	W. Barrow, 3	I. Ostlund, 7	I. Ostlund, 23
'00	I. Ostlund, 11	I. Ostlund, 57	I. Ostlund, 3.01	I. Ostlund, 74.2	P. Hendrix, 12	I. Ostlund, 4	I. Ostlund, 4	I. Ostlund, 23
'01	J. Owens, 5	P. Hendrix, 58	P. Hendrix, 3.72	P. Hendrix, 75.0	J. Owens, 16	N/A	P. Hendrix, 6	P. Hendrix, 29
'02	Two Tied, 3	J. Harper, 65	P. Hendrix, 5.74	P. Hendrix, 80.0	D. Acors, 15	D. Acors, 2	Two Tied, 1	J. Thoms, 23
'03	P. Hendrix, 7	P. Hendrix, 77	D. Acors, 3.78	P. Hendrix, 97.2	P. Hendrix, 15	P. Hendrix, 4	J. DeMara, 6	J. DeMara, 22
'04	J. Owens, 5	D. Acors, 70	J.J. Hollenbeck, 4.96	D. Acors, 90.0	D. Acors, 17	J.J. Hollenbeck, 1	Two Tied, 1	J. DeMara, 29
'05	Two Tied, 6	J.J. Hollenbeck, 67	J.J. Hollenbeck, 3.73	J.J. Hollenbeck, 91.2	D. Acors, 15	J. Thoms, 2	J. DeMara, 6	J. DeMara, 33
'06	Two Tied, 7	T. Barham, 98	T. Barham, 3.53	T. Barham, 94.1	T. Barham, 16	T. Barham, 3	J. Fields, 4	Two Tied, 21
'07	T. Barham, 9	M. Bowman, 110	M. Bowman, 2.73	M. Bowman, 99.0	M. Bowman, 16	C. Henderson, 2	K. Crum, 14	C. Bachman, 29
'08	Two Tied, 5	T. Barham, 86	C. Henderson, 3.16	T. Barham, 96.0	T. Barham, 14	Three Tied, 1	T. Smink, 7	T. Smink, 19
'09	T. Smink, 8	C. Henderson, 76	T. Smink, 4.33	C. Henderson, 90.2	Two Tied, 13	Two Tied, 1	Two Tied, 3	M. Edwards, 23
'10	Two Tied, 6	A. Lopez, 89	J. Farley, 4.12	J. Farley, 74.1	Two Tied, 14	Two Tied, 1	M. Devine, 7	M. Devine, 22
'11	J. Brown, 5	C. Cowgill, 59	C. Cowgill, 3.73	J. Farley, 73.0	Two Tied, 13	N/A	M. Devine, 5	T. Thomas, 28
'12	C. Cowgill, 5	C. Cowgill, 58	J. Brown, 4.95	C. Cowgill, 69.0	C. Henkel, 14	N/A	J. Garrett, 6	R. Garrett, 25
'13	Three Tied, 3	R. Garrett, 51	C. Bach, 2.81	C. Bach, 83.1	C. Bach, 13	Two Tied, 1	J. Garrett, 3	A. Montague, 29
'14	R. Garrett, 6	C. Bach, 75	R. Garrett, 2.23	R. Garrett, 88.2	Three Tied, 13	R. Garrett, 3	B. Hawkins, 4	R. Ellis, 25
'15	A. Woods, 7	Two Tied, 59	A. Woods, 4.86	A. Heenan, 71.0	B. Barbery, 13	Two Tied, 1	T. Edens, 12	Two Tied, 29
'16	M. Eagle, 5	J. Winder, 76	J. Winder, 4.80	J. Winder, 86.1	J. Winder, 14	J. Winder, 2	T. Edens, 6	J. Gomersall, 32
'17	J. Winder, 7	J. Winder, 112	J. Winder, 3.59	J. Winder, 107.2	J. Winder, 15	J. Winder, 3	R. Bennett, 5	D. Tremblay, 28
'18	Two Tied, 5	J. Winder, 91	J. Winder, 5.40	J. Winder, 85.0	J. Winder, 14	J. Winder, 1	M. Eagle, 7	M. Eagle, 26
'19	Two Tied, 5	Z. Kent, 132	J. Menders, 4.15	Z. Kent, 97.0	J. Menders, 16	Z. Kent, 2	Five Tied, 1	Two Tied, 23
'20	A. Jewell, 2	A. Jewell, 30	A. Jewell, 3.86	A. Jewell, 30.1	Two tied, 4	A. Jewell, 1	W. Lopez, 2	Two tied, 9
'21	J. Menders, 6	J. Menders, 68	T. Bradt, 3.20	J. Menders, 88.1	N. Light, 15	J. Menders, 2	T. Morgan, 3	Three tied, 17
'22	Two tied, 3	T. Kaltreider, 62	T. Kaltreider, 6.30	T. Kaltreider, 64.1	T. Morgan, 10	N/A	W. Riley, 3	W. Riley, 29
'23	JT Inskeep, 4	W. Riley, 62	N. Light, 5.61	N. Light, 59.1	Light/Wilkerson, 8	A. Jones, 1	W. Riley, 6	J. Thompson, 25
'24	W. Riley, 5	W. Riley, 84	T. Morgan, 6.01	T. Morgan, 79.1	W. Riley, 14	T. Morgan, 2	M. Van Alstine, 6	Thompson/Hawley, 21



# MISCELLANEOUS

## When was the last time VMI...

Scored 20 or more runs in a game.....	23, at Richmond, April 9, 2024
Had 20 or more hits in a game.....	20, vs Mercer, April 1, 2023
Allowed 10 or more runs in an inning.....	12, vs. Samford, March 23, 2024
Scored 10 or more runs in an inning.....	10, vs. Norfolk State, March 19, 2023
Allowed 20 or more runs in a game.....	27, at LSU, February 18, 2024
Allowed 20 or more hits in a game.....	21, vs. Wofford, May 19, 2022
Was shutout.....	at ETSU (0-9), May 5, 2024
Shutout an opponent.....	at Gardner-Webb (10-0), April 6, 2024
Pitched back-to-back complete games.....	at The Citadel (Menders & Jewell), March 22-23, 2019
Hit back-to-back home runs.....	at Richmond (Cook & Jordan), April 9, 2024
Hit three consecutive home runs.....	vs. UMES (Maddox-Tharp-Pita), March 13, 2016
Hit 5-6 home runs in a game.....	5, at Richmond, April 9, 2024
Hit 7 or more home runs in a game.....	7, vs. UMES, March 11, 2016 (ties school record)
Had two players with five hits in a game.....	vs. UMES (S. Roberts, 6 & Hess, 5), May 9, 2008
Had two players with two home runs in a game.....	vs. Norfolk St (Garrett & Barrett), April 25, 2023
Allowed an Opponent 2-3 hits.....	3, at Gardner-Webb, April 6, 2024
Allowed an Opponent 1 hit or less.....	0 (Reed Garrett), vs. Lafayette, Feb. 21, 2014
Swept a Conference series at home.....	vs. Mercer, April 16-17, 2021
Swept a Conference series on the road.....	at The Citadel, April 30-May 1, 2021
Swept a Conference doubleheader.....	at Western Carolina, April 6, 2023
Beat a Ranked Team.....	at #23 Duke, 10-5, Feb. 18, 2022
Beat a Ranked Team on the Road.....	at #23 Duke, 10-5, Feb. 18, 2022
Had a Walk-off Win.....	vs. Western Carolina, May 17, 2024
Won a Series Against a Ranked Team.....	vs. No. 16 Winthrop, May 19-21, 2006 (First Ever)
Won a Postseason Game.....	vs. #5 Wofford, 6-5, May 25, 2017 (SoCon Championship)
Was Ranked In A National Poll.....	April 12, 2010, No. 26 by Collegiate Baseball (Highest-Ever)
Received Votes in a National Poll.....	February 26, 2018 (NCBWA)

## When was the last time a Keydet...

Had five hits in a game.....	Ty Swaim, at Richmond, April 9, 2024
Scored five runs in a game.....	Ty Swaim, at Mississippi State, February 18, 2023
Had eight RBI in a game.....	Jon Clines, vs. Quinnipiac, March 1, 2020 (school record)
Hit three doubles in a game.....	Cole Jenkins vs. Coppin State, March 5, 2023
Hit two triples in a game.....	David Geary, vs. UMBC, February 19, 2016
Hit a grand slam.....	Grayson Fitzwater, vs. James Madison, April 17, 2024
Hit an inside-the-park home run.....	Matt Pita, vs. Western Carolina, April 14, 2018
Had a pinch-hit home run.....	Cole Raile, vs. Radford, March 19, 2024
Had a home run to lead off game.....	Ty Swaim, at ETSU, May 5, 2024
Hit two home runs in a game.....	Grayson Fitzwater, vs. James Madison, April 17, 2024
Hit home runs in consecutive at bats.....	Brett Cook & Kazuya Jordan, at Richmond, April 9, 2024
Hit home runs in three straight games.....	Brett Cook, vs. Rider, March 18-20, 2022
Had a walk-off RBI.....	Ty Swaim, vs. Western Carolina, May 17, 2024
Had a walk-off hit.....	Ty Swaim, vs. Western Carolina, May 17, 2024
Hit a walk-off home run.....	Ty Swaim, vs. Western Carolina, May 17, 2024
Hit for the cycle.....	Nathan Eaton, vs. Lafayette, Feb. 23, 2018
Had two hits in an inning.....	Reeves Whitmore & Cole Jenkins, at Radford, March 30, 2022
Was HBP three times in a game.....	Ryan Smoot, vs. Lehigh, March 16, 2019
Stole home.....	Brett Cook vs. Mercer, April 21, 2023
Stole five or more bases in a game.....	Matt Pita, 6, at Longwood, April 3, 2018 (school record)
Struck out 10-12 batters.....	Holden Wilkerson, 10, vs. Binghamton, March 10, 2024
Struck out 13-14 batters.....	Zak Kent (14), vs. Samford, March 31, 2019
Struck out 15 or more batters.....	Zak Kent (15), vs. Lehigh, March 17, 2019
Pitched a complete game (9 inn.).....	Trey Morgan, vs. The Citadel, April 20, 2024
Threw a shutout (9 inn.).....	Josh Winder, vs. Samford, March 31, 2017
Threw a no-hitter.....	Reed Garrett vs. Lafayette, Feb. 21, 2014
Had a hitting streak of at least 20 games.....	Matt Pita, 22, May 13, 2017 - March 10, 2018
Had an on-base streak of at least 30 games.....	Trey Morgan, 42, March 5 - May 22, 2024
Hit .400 in a season (Minimum 150 at bats).....	Justin Starke, .422, 2021

## Program Records

Most wins in a season.....	34, 2007
Most consecutive wins.....	10, Feb. 20-March 7, 2010
Most consecutive home wins.....	15, February 24-April 7, 2007
Most losses in a season.....	41, 2002/2019
Most consecutive losses.....	32, March 21-May 1, 1981

## Batting Champions

1950.....	"Red" Patton.....	333
1951.....	Neal Petree.....	305
1952.....	Neal Petree.....	252
1953.....	Dave Crockett.....	345
1954-55.....	N/A.....	-----
1956.....	Bobby Ross.....	400
1957.....	Bobby Ross.....	292
1958.....	Bobby Ross.....	305
1959.....	Bobby Ross.....	218
1960.....	Joe Gedro.....	375
1961.....	Alex Azezapa.....	245
1962.....	Joe Gedro.....	275
1963.....	Donny White.....	391
1964.....	Donny White.....	329
1965.....	Donny White.....	261
1966.....	Don McMenmin.....	284
1967.....	Skip Harding.....	302
1968.....	Tom Catlett.....	346
1969.....	J.C. Hanks.....	343
1970.....	Doug Rowe.....	234
1971.....	Ken Wester.....	220
1972.....	Lou Dowdy.....	325
1973.....	Rod Brewer.....	408
1974.....	Kimo Wong.....	300
1975.....	Kavie Thrift.....	308
1976.....	Russell Puckett.....	398
1977.....	Kelly Lombard.....	344
1978.....	John Hobbs.....	302
1979.....	Mark Vasco.....	316
1980.....	Phil Hubbard.....	416
1981.....	Scott Gines.....	313
1982.....	Phil Hubbard.....	424
1983.....	Mike Lamore.....	369
1984.....	Kelly Raber.....	343
1985.....	Mike Lamore.....	373
1986.....	Greg Weddle.....	446
1987.....	Gary Sibayan.....	359
1988.....	Chris Finwood.....	399
1989.....	Ren O'Ferrall.....	355
1990.....	Marshall Simpson.....	393
1991.....	Ray Flowers.....	289
1992.....	Ray Flowers.....	294
1993.....	Brian Adams.....	326
1994.....	Louie Napoleon.....	307
1995.....	David Groseclose.....	341
1996.....	Nate Shepperson.....	361
1997.....	Franco Martin.....	325
1998.....	Chris Catanzaro.....	346
1999.....	Eric Walker.....	376
2000.....	Chris Catanzaro.....	392
2001.....	Chris Catanzaro.....	335
2002.....	Jason Annis.....	308
2003.....	Andy Barden.....	318
2004.....	Kelly Sweppenhiser.....	367
2005.....	Kelly Sweppenhiser.....	370
2006.....	Kelly Sweppenhiser.....	350
2007.....	Robert Crumpler.....	330
2008.....	Sam Roberts.....	348
2009.....	Jordan Ballard.....	366
2010.....	Cory Spangenberg.....	370
2011.....	Graham Sullivan.....	358
2012.....	Rob Dickinson.....	320
2013.....	Rob Dickinson.....	399
2014.....	Brandon Angus.....	333
2015.....	Jordan Tarsoovich.....	337
2016.....	Matt Pita.....	322
2017.....	Matt Pita.....	364
2018.....	Matt Pita.....	389
2019.....	Callen Nuccio.....	316
2020.....	Will Knight.....	431
2021.....	Justin Starke.....	422
2022.....	Zac Morris.....	332
2023.....	Justin Starke.....	392
2024.....	Justin Starke.....	368



# ALL-TIME ROSTER (1963-PRESENT)

## -A-A-A-A-

ABELON, Patrick	1997
ACORS, Duke	2002-05
ADAMS, Brian	1990-93
ADAMS, Jay	1994-95, 97-98
ADAMSON, Mason	2017
ADLEMAN, Jay	1982
AIRAGHI, Mark	1980-83
ALLEN, Ed	1995-96
AMOS, JR.	1963
ANDREWS, Andy	1976-79
ANGUS, Brandon	2012-15
ANNIS, Jason	2000-03
ANTON, Mike	2004-05
ARMBRUSTER, George	1986-89
ATKINSON, R.	1963-64
AUGSBURGER, Bryan	1982-85

## -B-B-B-B-

BABER, Jon	2002-05
BACH, Connor	2011-14
BACHMAN, Corey	2004-07
BALLARD, Jordan	2007-10
BARBERY, Brandon	2015-18
BARDEN, Andy	2000-03
BAREFOOT, Ryan	2008-10
BARGER, Steve	1979-80
BARHAM, Trey	2005-08
BARKER, Danny	1971
BARKER, Ty	2020-23
BARKSDALE, Harry	1972-75
BARRETT, Jed	2021-24
BARROW, Wes	1996-99
BASS, Stan	1980, 82-83
BATTS, Terry	1989-92
BEASLEY, Andy	1987-90
BEITZEL, Vern	1969-72
BENDA, Austin	2008
BENNETT, Ryan	2014-17
BESECKER, Nic	2021

BIAGINI, Tanner	2007-10
BIGGS, John	1970-71
BINGLER, Travis	1995
BINGMAN, Nathan	2022
BIRAM, Walter	1973
BLAND, Carlos	2020
BOOTH, Kevin	2006
BOWDEN, Ron	1980-82
BOWEN, Dylan	2022
BOWMAN, Michael	2006-08
BOYETTE, Ed	1992-94
BOYNTON, L.	1964
BRADFORD, Ben	1996-99
BRADT, Tyler	2020-22
BRANNER, Wade	1982-83
BRECKENRIDGE, Jim	1965-67
BRENT, Bill	1966-67
BREWER, Rod	1973
BRIGGS, Don	1977-79
BRIGGS, Justin	2000-03
BROOKS, Chris	2002-04
BROOKS, Chris	1998
BROWN, Jerre	1989
BROWN, Jeremy	2009-13
BROWN, M.W.	1974
BROWN, Tyler	2009
BRUST, Tim	2009
BRYAN, Drew	2012-15
BRYANT, Reid	2015
BRYANT, Scott	1982-85
BUCHANAN, Chase	2004-06
BUCHANAN, Seth	2024-Present
BUCK, Glen	1989, 91-92
BURGWYN, C.P.E.	1974
BUNN, Chris	1987-88
BURGESS, Kenny	1980-83
BURRUS, Brian	1993-94
BURT, Mike	1979-80
BUSH, Joe	1963-65
BUSHEY, Art	1968-69
BUTLER, Larry	1979
BYRD, Eric	2015-18

## -C-C-C-C-

CAGE, Matt	2001-04
CAPEHART, Ben	2020-22
CARPENTER, Adam	2007
CARVER, Fred	1968-70
CASH, Lucas	2013
CASHER, Ian	2004-07

CATANZARO, Chris	1998-01
CATHER, W.	1963-64
CATLETT, Tom	1967-69
CHAPMAN, Howard	1966
CHARLES, Johnny	1989
CHERNISKY, Chris	1990-92
CHICOLI, John	1984-85
CLARK, Addison	2022-Present
CLEATON, Frank	1968-70
CLEMENTS, Michael	2005
CLINES, Jon	2017-20
COAKLEY, Mike	2001-03
COFER, Chris	1993-96
COLE, Hunter	2020
COLLETTI, Mike	1983-86
COLLIE, Dave	1981
COLVIN, Ryan	1998-01
CONNERLEY, Will	2013-15
CONQUES, Duane	1963-65
COOK, Brett	2021-24
COOK, Rick	1968-69
COOK, Noah	2018-21
CORLEY, Jerry	1976
CORRAO, Tony	1997
COULTER, ..	1970
COVINGTON, Tristen	2003-04
COWARDIN, Lew	1968, 70
COWGILL, Coby	2010-12
COX, Tim	1980
CRAFT, Mark	1987-90
CRANE, Stan	1969, 72
CRAUN, Grayson	1997-98, 00
CROCKER, Randy	1967-69
CRONE, Sandy	1990-91
CROTWELL, Henry	1966
CRUM, Kevin	2006-07
CRUMPLER, Robert	2004-07
CULPEPPER, Addison	2022

## -D-D-D-D-

DAILEY, Isaih	2021
DANIELS, L.C.	1974
DARIN, Joe	2000
DARNELL, Dan	1972-75
DAVIES, Jeff	1978-80
DAVIS, Brad	1997
DAVIS, Jaime	2005
DAVIS, Paul	1979-80
DAVIS, Phil	1967
DEAL, Andrew	2009-12
DEARMAN, Andy	1973
DeLEO, W.T.	1963
DeMARA, Jeff	2002-05
DeMEO, L.J.	1974
DEMORY, Bryce	2022
DeWATERS, Jerry	1972
DEVINE, Michael	2009-12
DIAMOND, Brandon	2012-13
DICKINSON, Rob	2010-13
DI DIO, Alex	2005
DIETRICH, Kris	1995-96
DIODATO, Michael	2017-20
DIXON, David	1996-98
DOCZI, Mike	1987-89, 91
DOFFLEMYER, Tanner	2014
DONOVAN, Michael	2012-13
DOW, Frank	1982-84
DOWDELL, Red	2013
DOWDY, Louis	1971-72, 74
DOWNES, David	1989, 91
DRISCOLL, Clark	2023-Present
DUANE, Harley	1965-66
DUDECK JR., Brian	2014-15
DUNLAP, Chase	2005
DUNLEVY, Matt	2015-18
DURHAM, Brian	1985-86
DUTY, Chris	2007-10
DUVAL, Traylor	2022
DWYER, Nick	2012-13

## -E-E-E-E-

EAGLE, Matthew	2015-18
EATON, Nathan	2016, 18
EARLE, R.A.	1963
EAST, Eric	1997-00
EBERSOLE, Jordan	2017-20
EDEN, Mike	1981-82
EDENS, Taylor	2013-16
EDWARDS, Matt	2006-09
ELLIS, Rian	2011, 13-14

ELLIOT, John	2001
ENTZ, Brett	2008
ERBE, Elliott	2002-05
EVANS, Chad	1991
EWALD, Sam	2018-21

## -F-F-F-F-

FARLEY, Jason	2008, 2010-11
FARRAR, Jacob	2021-23
FERGUSON, Glenn	1984-87
FIELDS, Jacoby	2004-07
FINWOOD, Chris	1985-88
FITCHETT, Doug	1974-76
FITZWATER, Grayson	2023-Present
FLAHERTY, Collin	2009-10
FLEISCHER, Collin	2015-18
FLETCHER-KNIGHT, Derrell	2023-Present
FLORA, Lefty	2008-11
FLOWERS, Ray	1991-93
FRAZIER, Randle	1971
FRESIA, Jerry	1967-69
FRICK, Ken	1966
FRIEND, John	1979-82
FRISHKORN, Jim	1978-80
FRISKI, Steve	1968-70
FRITZ, Dan	1979-80
FUQUA, John	2017

## -G-G-G-G-

GALLEO, Darren	1986-89
GARNETT, Johnny	1979
GARRETT, Cole	2021-24
GARRETT, John	2010-13
GARRETT, Reed	2012-14
GATES, Randy	1975-77
GAUSEPOHL, Jeff	1963-65
GEARY, David	2013-16
GEARY, Michael	2016-18
GEISSLINGER, Shane	2005-08
GENTILE, Tony	1967-68
GINES, Scott	1980-83
GLOVER, John	1986-89
GLYNN, Ryan	1993-95
GOLDMAN, Michael	1997-00
GOMERSALL, Jack	2014-17
GOOD, B.T.	2003-06
GOODALE, Kyle	2009
GOODE, John	2004-07
GOODES, Don	2019
GOODRICH, Billy	1992-95
GORMAN, Micah	2013-16
GRAHAM, Chris	1991
GREGG, Jim	1965-66
GREGORY, Bruce	1968
GRIFFIN, Matt	1977-80
GRIFFIN, Ryan	1992-93
GROSECLOSE, David	1992-95

## -H-H-H-H-

HACKEMEYER, Denny	1977-78
HADRA, Jonathan	2001-04
HAINES, Andrew	2005-06
HAITSUKA, Alex	2008-11
HALL, Jake	2017
HAMLET, Dick	1968
HANEY, Drew	1993-96
HANKS, J.C.	1968-70
HARDING, Skip	1967-68
HARDY, Bill	1975-78
HARPER, Jeremy	2000-03
HARRELL, Wayne	1970-72
HARRISON, Romando	1994-95
HARTMAN, Dee	1965-66
HATTEN, Ryan	2017-20
HAVELIN, M.A.	1974
HAVIRD, Ley	1987, 89-90
HAWKINS, Berkley	2011-14
HAWLEY, Nathan	2022-Present
HAYDEN, Thomas	2006-07
HAYES, Grant	1990
HAYES, R.E.	1974
HAZELWOOD, Mark	1991-94
HEENAN, Austin	2014-15
HEINE, Rick	1985-86
HELMS, Heith	1996-97
HENDERSON, Chris	2006-09
HENDRIX, Phil	2000-03
HENKEL, Bobby	1976-78
HENKEL, Campbell	2011-14
HERMON, G.R.	1963

HESS, Justin	2007-08, 11
HESS, Rick	1971
HIGHTOWER, Dick	1963-65
HILLER, Steve	1981-84
HINES, B.	1963-64
HINES, Doug	1973
HINKEL, Bob	1965-67
HOBBS, John	1978
HOLDER, Cody	2011-13
HOLLENBECK, J.J.	2003-06
HOLLIFIELD, Josh	2017-20
HOLLOWAY, Donnie	1990-92
HOLMES, Rob	1981-84
HOLMES, Wilt	1976
HOLT, John	1966
HOVLE, Brannon	1996-99
HUBBARD, Phil	1980-83
HUCKABEE, Jeff	1971-74
HUDGINS, Matt	2003-04
HUFFMAN, Ryan	2019-21
HUGGINS, Jake	2016-19
HUGHES, Abe	1999
HUGHES, Danny	1996-97
HUNT, Wayne	1994
HUNTER, R.	1964
HUPP, W.T.	1974
HUTHWAITE, Doug	1971

## -I-I-I-I-

IKENBERRY, Marlin	1992-95
IKENBERRY, Merlin	1992-95
INNSKEEP, JT	2020-23
ISAACS, Garland	1973, 75

## -J-J-J-J-

JANNUSCH, Mike	1988-90
JAYE, Jacob	2015-18
JEFFERSON, Larry	1970-72
JENKINS, Cole	2021-24
JEWELL, Adam	2019-22
JOHNSON, Barry	1987-90
JOHNSON, Stephen	1999-00
JOHNSTON, Corey	2016-20
JONES, Andrew	2023-Present
JONES, Craig	1977-80
JONES, Jeff	1999
JORDAN, John	1988
JORDAN, Kazuya	2023-Present
JUDD, Seth	1988-89

## -K-K-K-K-

KALTREIDER, Tyler	2022-23
KASPER, Kelly	1989-91
KASS, Matt	1998
KEANE, Matt	2018-21
KELLEY, Jonathan	2012-15
KELLY, Mike	1988
KELLY, Billy	1992-93
KENNEDY, Zach	2001-04
KENT, Allen	2001-02
KENT, Zak	2017-19
KIELTY, Tim	1985
KIELY, Pat	1988, 90-91
KING, Curtis	1971
KING, Orville	1972
KIRK, J.B.	1974
KITCHEN, Dale	1972
KITCHEN, James	1971
KNIGHT, Will	2018-22
KOKOLIS, Pete	1995-96
KOZA, Jimmy	2023-Present
KRUITHOF, Adam	2008-10
KURTZ, Rick	1990

## -L-L-L-L-

LADD, Bob	1967
LAFIN, Blaine	2014-17
LAMAS, Robert	2007
LAMORE, Mike	1982-85
LANDBERG, Michael	1997-99
LANIER, Phil	1966-67
LAROU, Alex	2021-24
LAWSON, Andrew	2000-01
LEAKE, Matt	2002
LeCLAIR, Gary	2012-15
LEE, Mark	1979
LEGG, Josh	2004-05
LEGGETT, Ray	1978
LEVENSON, Jeff	1981
LEWIN, Dennis	1972-75



# ALL-TIME ROSTER (1963-PRESENT)

LICHTER, James ..... 2007  
 LIFFICK, Matt ..... 2001-04  
 LIGHT, Nathan ..... 2019-23  
 LIGHTON, T.J. .... 2013-16  
 LITTLE, Charles ..... 1971-74  
 LITWIN, Richard ..... 2002-06  
 LITZ, Ryan ..... 2007  
 LLOYD, Jaxon ..... 2022-Present  
 LOCHER, John ..... 1979  
 LOMBARD, Kelly ..... 1976-79  
 LONG, Jon ..... 1997-99  
 LOPEZ, Adam ..... 2009-12  
 LOPEZ, Ray ..... 2013-15  
 LOPEZ, Will ..... 2019-23  
 LOTTMAN, David ..... 2007-08  
 LOUGHRIDGE, Billy ..... 1963-65  
 LOYD, Nathan ..... 2018-21  
 LUCHANSKY, Jacob ..... 2019  
 LYLES, Willie ..... 1999-02  
 LYNCH, Henry ..... 2002-03

## -M-M-M-M-M-

MACKAY, Chris ..... 1993-94  
 MADDOX, Peyton ..... 2015-18  
 MAJOR, Jason ..... 2003-04-06  
 MALBON, Will ..... 2014-18  
 MALESKI, Mike ..... 2003-04  
 MALLON, Jim ..... 1973-74  
 MAINI, Paul ..... 1964  
 MANIS, Mike ..... 1968  
 MAROHN, Chip ..... 1976-77  
 MARSHALL, Howard ..... 1967  
 MARTIN, Brooks ..... 2009-11  
 MARTIN, Franco ..... 1994-97  
 MARTIN, Peyton ..... 1994  
 MARTINSON, Cody ..... 1999  
 MASSENBURG, Brandon ..... 2003-05  
 MASSIE, B. .... 1974  
 MAURER, Jim ..... 1963-65  
 MAYERS, Eric ..... 2011-14  
 MAYS, Hunter ..... 1970  
 McADAMS, Ryan ..... 1990  
 McALLISTER, Kenny ..... 1981-83  
 McCLOSKEY, Joe ..... 1983-86  
 McGINNIS, Tommy ..... 1983-86  
 McKAIN, R. .... 1964  
 McMENAMIN, Don ..... 1965-67  
 McPHERSON, Josh ..... 2007-09  
 McQUAIG, Miles ..... 2010, 12-14  
 MENDERS, Jacob ..... 2019-21  
 MICHAELS, Glenn ..... 1965-66  
 MIHALIK, Tom ..... 1975-77  
 MIKULA, Ned ..... 1971  
 MILLER, Colin ..... 2008-09  
 MILLIGAN, Ron ..... 1976  
 MINEY, Brendan ..... 1977-80  
 MINOR, Gil ..... 1963  
 MINOR Jr., Gil ..... 1990-91  
 MINOTTI, Bobby ..... 2020  
 MITCHELL, Ryan ..... 1997-99  
 MONTAGUE, Andrew ..... 2010-13  
 MONTANO, Dave ..... 1981  
 MOORE, Scott ..... 1990  
 MOORE, Dale ..... 1994-97  
 MORGAN, Allen ..... 1973  
 MORGAN, Hank ..... 1996-97  
 MORGAN, Trey ..... 2020-24  
 MORLEY, Jacob ..... 2009-12  
 MORRIS, Kyle ..... 1999  
 MORRIS, Zac ..... 2020-23  
 MOTLEY, Sam ..... 1981  
 MULKEY, Travis ..... 2005-06  
 MUNSEY, J.M. .... 1974  
 MURRER, Matt ..... 2008  
 MUSTAIN, Jacob ..... 2019-22  
 MYERS, M.J. .... 1974  
 MYERS, Steele ..... 2009-10

## -N-N-N-N-N-

NASE, Justin ..... 2020-22  
 NAFF, Hunter ..... 2007  
 NAPOLEON, Louie ..... 1993-96  
 NAWROCKI, Phil ..... 1996-97  
 NEHLS, Richard ..... 1978-79  
 NEWSOME, James ..... 2022-24  
 NICHOLS, Seth ..... 2018-19  
 NUCCIO, Callen ..... 2018-21

## -O-O-O-O-O-

O'BOOK, Jimmy ..... 1979

O'FERRALL, Patrick ..... 1989-92  
 O'FERRALL, Ren ..... 1986-89  
 ONOFREI, Matt ..... 1996  
 OSTLUND, Issac ..... 2004-06  
 OSTLUND, Ian ..... 1998-00  
 OTWELL, Steve ..... 1970-71  
 OWENS, Josh ..... 2001-05

## -P-P-P-P-P-

PADGETT, Oscar ..... 1970-71  
 PAGONES, Jim ..... 1970  
 PALMER, Steve ..... 1985  
 PARKER, R. .... 1964  
 PARKER, Read ..... 1997  
 PARMER, Evan ..... 2022-Present  
 PARROTT, John ..... 1985-87, 89  
 PARSONS, Stephen ..... 2005  
 PATE, John ..... 1971-74  
 PAULETTE, Bill ..... 1967-69  
 PAULETTE, Will ..... 2002-05  
 PAULS, Phil ..... 1966  
 PAYNE, John ..... 1991-94  
 PEARSON, Ed ..... 1997-00  
 PEDIGO, Hank ..... 1966-68  
 PEED, Jeremy ..... 2009  
 PENNINGTON, Ken ..... 1967-68  
 PERRIN, Mark ..... 1976-77  
 PETERSON, Ryan ..... 2022-Present  
 PHELPS, John ..... 2006-07, 09  
 PHELPS, Mike ..... 1991-93  
 PHILLIPS, David ..... 1982-84  
 PHILLIPS, Marc ..... 1991-94  
 PHILLIPS, Peter ..... 2024-Present  
 PICCIRILLI, George ..... 2009-12  
 PINGREE, Jim ..... 1983  
 PITA, Matt ..... 2016-18  
 PLOTT, Harold ..... 1971-72  
 PLUMMER, Caden ..... 2022-Present  
 PORTER, Brandon ..... 1994  
 PORTER, Robin ..... 1965-66  
 POULOS, Matt ..... 1999-00  
 POWELL, Dick ..... 1978  
 POWROZNIK, Travis ..... 1996-97  
 PREDDY, Rob ..... 1979-82  
 PRINCE, Owen ..... 2023-Present  
 PRIOLETTI, T.J. .... 2007  
 PROCISE, David ..... 1992-93  
 PROSSER, John ..... 1965  
 PUCKETT, Russell ..... 1975-77  
 PULLEY, Tom ..... 1984

## -R-R-R-R-R-

RABER, Kelly ..... 1982,84  
 RADLE, Tom ..... 1980  
 RAILE, Cole ..... 2024-Present  
 RAMSEY, Matt ..... 2001  
 RAND, Ben ..... 2001-03  
 RASH, Austin ..... 2016  
 RATLIEF, Jagen ..... 2024-Present  
 REED, Don ..... 1964-66  
 REED, Clint ..... 2005-06  
 REEDER, K.R. .... 1963  
 REID, Dave ..... 1967-69  
 REIDEL, Leonard ..... 1972,74  
 REILLY, John ..... 1990-91  
 REINARD, Bruce ..... 1976-79  
 RHODES, Trey ..... 1987-90  
 RICE, Chad ..... 2004-07  
 RIDLEY, Thomas ..... 1972-74  
 RILEY, Chris ..... 1998-01  
 RILEY, Owen ..... 2024-Present  
 RILEY, Rob ..... 1998-01  
 RILEY, Will ..... 2021-24  
 RIVERA, Karter ..... 2009-10  
 RIVERS, Ombri ..... 2010  
 ROACH, Nathan ..... 2019  
 ROBB, Jack ..... 1967-68  
 ROBERTS, Jeff ..... 1996-98  
 ROBERTS, Mike ..... 2006-08  
 ROBERTS, Sam ..... 2008-11  
 ROBINSON, Jay ..... 1993  
 RODEN, Liam ..... 2016-17  
 RODGERS, Robert ..... 1980  
 RODRIGUEZ, E.D. .... 1974  
 ROLAN, Louis ..... 1979-80  
 ROSS, Donnie ..... 1973-74  
 ROUNDTREE, Jim ..... 1966-67  
 ROWE, Doug ..... 1969-71  
 ROYSTON, J.R. .... 2001-04  
 RUCKER, Kyle ..... 2007

RUSSELL, Sandy ..... 1981  
 RUSSO, Chris ..... 2011

## -S-S-S-S-S-

SADLER, Mike ..... 1969  
 SAMUELSON, Keith ..... 1981  
 SANDERS, Zach ..... 2019-20  
 SANDRIDGE, Brian ..... 2006-09  
 SANFORD, John ..... 1975-76  
 SANFORD, Robert ..... 1975-77  
 SAUNDERS, Bert ..... 1982-85  
 SAVAGE, Tom ..... 1978-79  
 SCHENK, Joey ..... 1992-95  
 SCHMAUS, Charlie ..... 1965-67  
 SCHOTT, Jon ..... 1998-01  
 SEAWELL, Sean ..... 2004  
 SECRIST, Greg ..... 1985  
 SELBY, Field ..... 1971-72  
 SELDON, Greg ..... 1974-75  
 SENSABAUGH, Percy ..... 1964-65,67  
 SHARP, David ..... 1999-00  
 SHEPPERSON, Nate ..... 1994-97  
 SHIFFLETT, Sheldon ..... 2012-14  
 SHU, Rod ..... 1968-70  
 SIBAYAN, Gary ..... 1986-89  
 SILVA, Jared ..... 2015-17  
 SILVA, Josh ..... 2019  
 SILVA, Sebastian ..... 2021-22  
 SIMPSON, Marshall ..... 1987-90  
 SIMS, Michael ..... 2016  
 SIPE, Hunter ..... 2023-Present  
 SJOLUND, Karl ..... 1983-86  
 SLATER, Tom ..... 1987-90  
 SLOAN, John ..... 1999-01  
 SMILEY, Jeff ..... 1983-86  
 SMINK, Travis ..... 2006-09  
 SMITH, Dan ..... 1995-97  
 SMITH, Ethan ..... 2022-Present  
 SMITH, Matt ..... 2002-05  
 SMITH, Thane ..... 2004-05, 07-08  
 SMITH, Wilber ..... 1969-70  
 SMITH, Will ..... 2005-07  
 SMITH, W.G. .... 1994-97  
 SMOOT, Ryan ..... 2016-19  
 SNEAD, Lenny ..... 1976  
 SNOW, Randy ..... 1968-71  
 SNOW, Scott ..... 1974-77  
 SPANGENBERG, Cory ..... 2010  
 SPARKS, Richard ..... 1986-89  
 SPENCE, Michael ..... 2018-19  
 SPIEGEL, Justin ..... 2024-Present  
 SPRADLIN, Josh ..... 1997-00  
 SPRIETSMA, Charles ..... 1991  
 STAATS, Kyle ..... 2015-18  
 STABLES, Bruce ..... 1986  
 STAFFORD, Jason ..... 2013-14  
 STALLINGS, Thomas ..... 2012-15  
 STARKE, Justin ..... 2020-24  
 STEGEMERTEN, Rick ..... 1970-71  
 ST. LAURENT, Garrett ..... 2016-17  
 STONE, Allen ..... 1988-91  
 STONE, Richard ..... 1985-87  
 STRAIN, Billy ..... 1990-91  
 SULLIVAN, Dave ..... 1994-96  
 SULLIVAN, Graham ..... 2008-11  
 SULLIVAN, Shane ..... 1983-84  
 SWAIM, Ty ..... 2021-24  
 SWEIGART, Marlin ..... 1963-65  
 SWEPPENHISER, Kelly ..... 2003-06  
 SWIENCINSKI, Brian ..... 1986-88  
 SYLVIA, Matt ..... 2021

## -T-T-T-T-T-

TARSOVICH, Jordan ..... 2011-15  
 TATE, Jason ..... 2007  
 TAVENNER, James ..... 1988-91  
 TAYLOR, John ..... 1965-66  
 TERRY, Billy ..... 1990-93  
 TERRY, Ruben ..... 1965-67  
 THARP, Tyler ..... 2014-17  
 THOMAS, John ..... 1968  
 THOMAS, Travis ..... 2010-12, 14  
 THOMPSON, Scott ..... 1996-99  
 THOMPSON, Jack ..... 2021-24  
 THOMS, Jimmy ..... 2002-05  
 THRIFT, Kevin ..... 1973,75-76  
 THUJO, K.Y. .... 1974  
 TILLEY, Todd ..... 1986-89  
 TOGNOLI, Chris ..... 1986-87  
 TOPPING, Justin ..... 2008-11

TREMBLAY, Derek ..... 2017-20  
 TUJO, Chris ..... 1992-94  
 TURNAGE, Brian ..... 1992-95  
 TURNER, Rob ..... 1984  
 TYLER, David ..... 1983-84

## -U-U-U-U-U-

UPHAM, Brent ..... 2004  
 UPTON, Phil ..... 1973

## -V-V-V-V-V-

VAN ALSTINE, Marcus ..... 2023-Present  
 VAN ES, Eddie ..... 2006-07  
 VARNEY, Gary ..... 1974-76  
 VASCO, Mark ..... 1979-81  
 VELA, Mike ..... 1976-79  
 VELASQUEZ, Roberto ..... 2023-Present  
 VLASS, Barry ..... 1973

## -W-W-W-W-W-

WADE, Jon ..... 2002-04  
 WALKER, Eric ..... 1983-85,87  
 WALKER, Ben ..... 1997-00  
 WALTER, Cameron ..... 2012-14  
 WALTON, R.S. .... 1963  
 WARD, Shawn ..... 1996  
 WARNER, Cody ..... 2018-21  
 WATTS, Alan ..... 2009-12  
 WATTS, Brady ..... 2017-18  
 WEDDLE, Greg ..... 1983-86  
 WELLS, Greg ..... 1999  
 WERTZ, Brent ..... 1988  
 WESTER, Ken ..... 1969-72  
 WHARTON, Kemper ..... 1981-84  
 WHISENANT, H.A. .... 1963  
 WHITE, Donny ..... 1964-65  
 WHITE, J.J. .... 1963  
 WHITE, Jack ..... 1967  
 WHITE, Joe ..... 1975-76  
 WHITE, Tim ..... 1968-69  
 WHITFORD, T.W. .... 1963  
 WHITMORE, Reeves ..... 2019-22  
 WHITT, E. .... 1964  
 WILKERSON, Holden ..... 2022-Present  
 WILLIAMS, Jay ..... 1980-82  
 WILLIAMS, Terrell ..... 1973-74  
 WILLIAMS, Timmy ..... 1992,94  
 WILLIAMS, Warren ..... 1990-93  
 WILLIAMSON, Nolan ..... 2024-Present  
 WILLIS, Cody ..... 2020  
 WILSON, Brent ..... 1985  
 WILSON, Jonathan ..... 2003-04  
 WIMMER, Allan ..... 2003-04  
 WIMMER, Chris ..... 2005  
 WINDER, Josh ..... 2016-18  
 WINN, Matt ..... 2012-15  
 WONG, Michael ..... 1972-75  
 WOOD, D.T. .... 1984-87  
 WOOD, Daniel ..... 2006-08  
 WOODS, Andrew ..... 2012-15  
 WOODS, Scott ..... 1973-74  
 WOOLWINE, Andy ..... 1980-82  
 WORKMAN, Jim ..... 1963-65  
 WORTHINGTON, Chase ..... 2009-12  
 WORTHLEY, Josh ..... 2014-16  
 WRIGHT, Gehrig ..... 2022  
 WRIGHT, Matthew ..... 2023  
 WYRICK, Scott ..... 1985

## -Y-Y-Y-Y-Y-

YATES, Jeff ..... 1975,77-78  
 YATES, John ..... 1996-99  
 YODER, A.J. .... 2006-09  
 YOUNG, Billy ..... 1975-78  
 YOUNG, Robert ..... 1965-67

## -Z-Z-Z-Z-Z-

ZARELLA, Joey ..... 2010-11



# YEAR-BY-YEAR RESULTS

## 1951

### 1-20, 0-12 SoCon

Coach: Frank Summers

M20	at Camp Lejeune Marines	L	0-16
M23	at Camp Lejeune Marines	L	1-11
M24	at Cherry Point Marines	L	3-9
A7	at Roanoke	L	1-4
A13	Michigan	L	3-22
A14	Roanoke	W	6-1
A17	*Richmond	L	1-13
A18	at Virginia	L	2-12
A21	*George Washington	L	2-14
A25	*at Virginia Tech	L	0-9
A26	at Quantico Marines	L	1-25
A27	*at George Washington	L	7-20
A28	*at Maryland	L	2-12
M2	*West Virginia	L	2-4
M2	*West Virginia	L	6-9
M4	*William & Mary	L	10-29
M7	*Maryland	L	3-7
M11	*at Richmond	L	3-5
M12	*at William & Mary	L	3-5
M16	*Virginia Tech	L	1-16
M18	Virginia	L	2-7

## 1952

### 1-13, 1-8 SoCon

Coach: Vince Ragunas

Maine	L	10-11
*at Richmond	L	5-11
*at William & Mary	L	1-3
*George Washington	L	12-18
*Virginia Tech	L	2-3
at Virginia	L	5-12
*William & Mary	W	9-8
Hampden-Sydney	L	2-9
at Hampden-Sydney	L	4-21
Virginia	L	2-9
*West Virginia	L	4-8
*West Virginia	L	1-7
*Richmond	L	4-5
*at Virginia Tech	L	1-2

## 1953

### 7-7, 4-4 SoCon

Coach: Chuck Noe

Long Island	L	7-10
Long Island	W	8-7
Ithaca	L	5-6
*George Washington	L	1-19
Virginia	L	1-6
*George Washington	W	11-10
*Maryland	L	3-5
Richmond Prof. Institute	W	19-1
*Maryland	L	0-6
Hampden-Sydney	W	13-7
*Virginia Tech	W	3-1
*William & Mary	W	8-6
*Richmond	W	3-2
*Richmond	L	2-4

## 1954

### 12-6, 6-4 SoCon

Coach: Chuck Noe

A3	Washington (Md.)	W	25-5
A6	Bridgewater	W	7-4
A9	*George Washington	W	6-4
A22	Maryland	L	7-13
A24	*West Virginia	L	3-5
A26	Richmond Prof. Institute	W	20-3
A28	*Virginia Tech	L	2-5
A30	*Richmond	L	5-8
M1	*William & Mary	W	25-3
M5	*William & Mary	W	19-2
M6	*Richmond	W	11-9

M8	*Davidson	W	12-1
M10	*George Washington	L	6-9
M12	Virginia	L	3-7
M17	*Virginia Tech	W	5-3
M21	Virginia	W	7-5
M22	Lynchburg	W	10-4
M25	Lynchburg	W	9-2

## 1955

### 12-8, 6-7 SoCon

Coach: Chuck Noe

*Furman	W	3-2
Richmond Prof. Institute	W	5-4
Salem	W	7-5
Salem	W	6-3
*at Richmond	L	0-8
*William & Mary	L	13-14
Richmond Prof. Institute	W	7-2
Virginia	W	6-5
*West Virginia	L	0-11
*West Virginia	L	4-5
West Virginia Tech	W	14-13
*William & Mary	W	9-8
*George Washington	W	8-6
*Virginia Tech	W	9-8
*Richmond	L	14-16
*Davidson	W	6-1
*Virginia Tech	L	3-9
*The Citadel	W	10-4
*The Citadel	L	3-17
Virginia	L	1-2

## 1956

### 12-10, 7-7 SoCon

Coach: Jack Null

Michigan State	L	3-6
*The Citadel	L	2-7
*The Citadel	W	8-4
Akron	W	8-7
*Davidson	W	9-0
*Davidson	W	5-4
*William & Mary	L	3-6
*Richmond	L	3-7
*Virginia Tech	L	2-3
Hampden-Sydney	L	12-16
*William & Mary	W	4-2
*George Washington	L	1-11
Hampden-Sydney	W	16-13
*West Virginia	W	6-5
*West Virginia	W	7-4
*George Washington	L	2-16
Virginia	W	8-5
*Richmond	W	8-1
*Virginia Tech	L	5-11
Lynchburg	W	10-0
Lynchburg	W	7-5
Virginia	L	2-4

## 1957

### 8-13, 4-6 SoCon

Coach: Jack Null

M25	Richmond Prof. Institute	L	5-6
M26	Cornell	L	6-16
M27	Cornell	W	5-3
M28	Cornell	L	1-9
A2	Virginia	L	0-2
A6	*Davidson	W	3-0
A6	*Davidson	L	2-9
A10	*Virginia Tech	W	8-1
A12	*George Washington	L	5-10
A13	Pittsburgh	L	3-8
A13	Pittsburgh	W	11-9
A27	Virginia	L	4-10
M1	*Richmond	L	1-2
M2	*William & Mary	W	3-1
M4	*George Washington	L	7-11

M7	*at Richmond	L	1-21
M8	*William & Mary	W	7-0
M10	Randolph-Macon	L	3-7
M11	Marshall	W	9-3
M15	*Virginia Tech	L	2-4
M18	Lynchburg	W	11-1

## 1958

### 4-12, 2-8 SoCon

Coach: Jack Null

Quantico Marines	L	3-10
Quantico Marines	W	8-4
Hampden-Sydney	L	1-9
*William & Mary	W	9-1
*Richmond	L	3-9
Virginia	W	13-5
*The Citadel	L	3-5
*The Citadel	L	2-7
Hampden-Sydney	L	2-17
*Davidson	L	7-10
*Davidson	L	4-9
*William & Mary	W	11-0
*at Richmond	L	1-10
Navy	L	2-12
*George Washington	L	0-10
*George Washington	L	1-18

## 1959

### 5-11, 5-10 SoCon

Coach: Weenie Miller

*Davidson	L	1-6
*Davidson	W	6-4
*Virginia Tech	W	3-2
*Furman	L	5-7
*Furman	L	7-8
*The Citadel	L	0-11
*The Citadel	L	0-4
*West Virginia	W	4-3
*West Virginia	W	4-3
*William & Mary	W	2-1
*George Washington	L	0-18
Hampden-Sydney	L	4-14
*William & Mary	L	2-4
*at Richmond	L	3-6
*George Washington	L	3-13
*Virginia Tech	L	9-12

## 1960

### 6-8, 5-8 SoCon

Coach: Weenie Miller

*George Washington	W	15-8
Virginia	W	17-6
*Richmond	L	2-15
*Virginia Tech	L	0-8
*Furman	L	4-5
*Furman	L	8-10
*William & Mary	W	10-4
*The Citadel	L	2-9
*The Citadel	W	4-3
*William & Mary	W	6-3
*at Richmond	L	8-10
*Virginia Tech	L	4-10
*West Virginia	L	1-2
*West Virginia	W	6-3

## 1961

### 7-7, 6-6 SoCon

Coach: Weenie Miller

Colgate	W	6-4
Virginia	L	3-8
*The Citadel	W	3-1
*The Citadel	L	3-9
*Richmond	L	0-5
*William & Mary	W	5-1
*George Washington	W	11-2
*Davidson	W	4-1



# YEAR-BY-YEAR RESULTS

*Davidson	L	1-5
*Furman	W	2-0
*Richmond	L	2-4
*Virginia Tech	W	3-2
*West Virginia	L	1-2
*West Virginia	L	2-5

## 1962

8-7, 7-7 SoCon

Coach: **Charlie McGinnis**

*Davidson	W	2-0
*Davidson	W	3-1
*William & Mary	L	5-7
*Richmond	L	4-5
*Virginia Tech	W	8-7
*West Virginia	L	1-2
*West Virginia	L	5-8
*Virginia Tech	W	4-0
Virginia	W	7-1
*The Citadel	W	3-2
*The Citadel	L	0-6
*George Washington	W	7-3
*George Washington	W	3-1
*William & Mary	L	1-4
*at Richmond	L	0-13

## 1963

14-11, 7-7 SoCon

Coach: **Charlie McGinnis**

at West Georgia	W	4-3
at West Georgia	L	1-2
at Oglethorpe	W	4-1
at Presbyterian	L	6-8
at Presbyterian	W	6-3
*at The Citadel	L	0-5
*at The Citadel	W	7-5
at St. Andrews	W	9-2
A4 Bridgewater	W	23-8
A8 *Davidson	W	4-3
A8 *Davidson	W	9-4
Old Dominion	L	1-6
St. Andrews	W	18-6 (7)
*William & Mary	W	6-3
Georgetown	W	5-0
*George Washington	L	3-4
*Virginia Tech	L	4-5
Virginia	L	1-12
*Virginia Tech	L	3-4
*Richmond	L	3-4
*William & Mary	W	6-5
*George Washington	W	6-1
M14 *Richmond	W	4-2
M18 *at West Virginia	L	4-5
M18 *at West Virginia	L	2-7

## 1964

11-12-1, 5-9 SoCon

Coach: **Charlie McGinnis**

M27 Bucknell	W	4-0
M28 Bucknell	W	3-1
M30 at Mercer	T	2-2 (11)
A1 at Georgia	L	1-12
A1 at Georgia	L	5-11
A2 at Presbyterian	W	4-0
A3 at Presbyterian	W	4-0
A3 at Presbyterian	W	19-4 (6)
A9 Rhode Island	W	3-2
A11 *West Virginia	L	2-3
A11 *West Virginia	L	2-9
A15 Old Dominion	L	1-4
A17 *William & Mary	W	8-3
A21 *Virginia Tech	W	4-2
A24 *at William & Mary	W	6-4
*at Richmond	W	9-4
M2 *The Citadel	L	0-1 (11)
M2 *The Citadel	W	5-3

M7 *at Davidson	L	3-4
M7 *at Davidson	L	1-7
M11 *at Virginia Tech	L	6-8
M13 *Richmond	L	0-4
M17 *George Washington	L	3-8
M17 *George Washington	L	4-9

## 1965

15-9, 8-6 SoCon

Coach: **Charlie McGinnis**

\$vs. Colby	W	5-2
\$vs. Rollins	W	5-3
\$vs. Princeton	L	3-6
\$vs. Colby	W	6-2
\$at Rollins	L	2-3
\$vs. Princeton	L	3-6
*at The Citadel	L	1-4
*at The Citadel	W	3-2
at St. Andrews	W	3-2
*at William & Mary	W	3-1
*at Richmond	L	6-9
A14 Castleton State	W	4-0
A16 *William & Mary	W	6-1
A17 Marietta	W	6-5
A20 *Virginia Tech	W	2-1
A29 Virginia	W	3-2
M1 *Davidson	W	1-0
M1 *Davidson	W	3-0
M5 *at Virginia Tech	L	7-6
M10 *Furman	L	0-1
M10 *Furman	L	0-7
M12 *Richmond	W	3-2
M14 *at West Virginia	W	7-3 (13)
M14 *at West Virginia	L	1-3

\$-Game Played at Winter Park, Fla.-Rollins College  
Tournament

## 1966

10-13, 6-10 SoCon

Coach: **Fred Kelly**

M25 *at Davidson	L	5-6
M25 *at Davidson	W	2-1
A6 Castleton State	W	19-7
A8 *William & Mary	L	3-7
A11 Marietta	W	6-0
A11 Marietta	W	7-2
A16 *George Washington	L	2-9
A16 *George Washington	W	1-0 (8)
A20 Virginia Tech	L	0-4
A23 *The Citadel	W	3-2
A23 *The Citadel	W	1-0
A25 *East Carolina	L	0-7
A25 *East Carolina	L	0-5
M3 *at William & Mary	L	0-4
M4 *at Richmond	L	2-3
M4 *at Richmond	W	2-1
M6 Old Dominion	W	6-5 (13)
M10 at Virginia Tech	L	5-6 (10)
M12 *at Furman	W	2-1
M12 *at Furman	L	2-4
M14 *West Virginia	L	2-5
M14 *West Virginia	L	1-4
M17 at Virginia	L	6-12

## 1967

9-11, 7-9 SoCon

Coach: **Fred Kelly**

M24 *at William & Mary	L	3-8
A8 *Davidson	W	10-0
A8 *Davidson	W	12-2
A9 *William & Mary	W	4-2
A12 Virginia	W	2-0
A15 *at East Carolina	L	0-13
A15 *at East Carolina	L	0-6
A19 *at Richmond	L	3-7
A22 *at West Virginia	L	0-3

A22 *at West Virginia	L	0-2
A29 *Furman	W	6-3
A29 *Furman	W	7-6
M2 Old Dominion	L	5-7
M4 Virginia Tech	W	5-4 (11)
M6 *at The Citadel	L	2-8
M6 *at The Citadel	W	5-0
M10 *Richmond	W	6-2
M13 *at George Washington	L	0-1
M13 *at George Washington	L	3-5
M18 at Virginia Tech	L	0-4

## 1968

7-8, 3-5 SoCon

Coach: **Chuck Roys**

A5 Marshall	W	7-5
A5 Marshall	L	1-4
A6 *at Richmond	W	5-4
A10 *at West Virginia	L	1-6
A10 *at West Virginia	L	2-3
A15 *William & Mary	L	4-5
A15 *William & Mary	L	0-3
A19 Old Dominion	W	10-9
A19 Old Dominion	W	6-4
A23 Emory & Henry	W	9-2
A27 *George Washington	W	3-2
A27 *George Washington	W	7-4
M7 *Richmond	L	1-4
M10 at Virginia Tech	L	2-14
M16 Virginia Tech	L	2-4

## 1969

10-12, 8-7 SoCon Championship Finalists

Coach: **Chuck Roys**

M22 *at William & Mary	L	6-7
M22 *at William & Mary	L	1-3
M31 *at Furman	L	0-7
A1 *at Davidson	L	8-11
A7 at Virginia	L	1-6
A11 at Virginia Tech	L	3-6
A12 *William & Mary	W	7-4
A12 *William & Mary	L	3-8
A15 *at George Washington	L	1-6
A15 *at George Washington	W	4-1
A20 *The Citadel	W	6-5
A22 *George Washington	W	3-2
A22 *George Washington	W	2-1
A25 Virginia Tech	W	8-6
A27 *East Carolina	W	8-6
A27 *East Carolina	L	2-5
Old Dominion	L	1-2
M2 *Richmond	W	2-0
M2 *Richmond	W	2-0

SoCon Northern Division Playoff (Colonial Heights, Va.)

M15 William & Mary	W	5-3 (13)
--------------------	---	----------

SoCon Championship Finals (Fort Eustis, Va.)

M16 Furman	L	2-7
M17 Furman	L	4-5

## 1970

6-13, 4-9 SoCon

Coach: **Tom Sawyer**

Bucknell	W	4-3
*Richmond	W	2-0
*Richmond	W	2-1
Old Dominion	L	0-1
Old Dominion	W	2-1
*George Washington	L	2-12
*George Washington	L	1-3
*William & Mary	L	0-2
*William & Mary	L	6-7
*William & Mary	L	1-4
*William & Mary	W	3-1
*The Citadel	L	2-3 (11)
A19 *at East Carolina	L	0-7



# YEAR-BY-YEAR RESULTS

Virginia	L	1-5
Virginia Tech	L	0-2
*Furman	L	1-4
Virginia Tech	L	0-3
*George Washington	L	1-2
*George Washington	W	4-3

## 1971

5-24, 1-15 SoCon

Coach: Tom Sawyer

M20	St. Francis (N.Y.)	W	7-5
M21	Long Island	L	1-7
M21	Long Island	L	5-7
M25	at Washington & Lee	W	10-2
M29	*at Furman	L	1-2
M29	*at Furman	L	2-4
M30	*at Davidson	L	0-1
M30	*at Davidson	L	0-3
A1	Virginia Tech	L	2-13
A4	*East Carolina	L	2-8
A4	*East Carolina	L	1-8
A8	Southern Connecticut State	L	0-3
A10	*William & Mary	L	1-6
A10	*William & Mary	W	1-0
A12	*The Citadel	L	2-6
A12	*The Citadel	L	0-2
A15	at Western Carolina	L	3-4 (10)
A17	at Appalachian State	W	3-0
A17	at Appalachian State	L	2-3
A18	George Washington	L	4-16
A20	*Richmond	L	0-6
A20	*Richmond	L	5-7
A24	*at William & Mary	L	1-2
A24	*at William & Mary	L	3-9
A26	at Virginia	L	2-9
A29	*at Richmond	L	0-6
A29	*at Richmond	L	3-9
A30	Old Dominion	L	3-9
A30	Old Dominion	W	3-1

## 1972

6-19, 3-13 SoCon

Coach: Phil Tucker

M25	at James Madison	W	2-1
M28	Bethany	W	2-0
A3	at Virginia Tech	L	0-4
A5	Southern Connecticut State	L	6-15
A9	*Davidson	W	3-0
A10	*at William & Mary	L	1-12
A10	*at William & Mary	L	4-5
A15	*Furman	L	1-5
A16	*Furman	L	1-3
A17	*William & Mary	W	2-1
A17	*William & Mary	L	2-3
A19	*at The Citadel	L	2-3
A19	*at The Citadel	W	3-2
A21	*at East Carolina	L	0-14
A21	*at East Carolina	L	0-5
A23	*East Carolina	L	2-3
A25	Virginia	L	4-9
A26	Appalachian State	L	0-7
A26	Appalachian State	W	3-2
A29	*at Richmond	L	4-7
A29	*at Richmond	L	3-4
M2	*Richmond	L	5-13
M2	*Richmond	L	3-7
M7	Virginia Tech	L	0-2
M7	Washington & Lee	L	1-2

## 1973

3-14, 0-11 SoCon

Coach: Phil Tucker

M24	James Madison	L	0-3
M24	James Madison	W	9-4
	*at Furman	L	0-3
	*at Furman	L	0-7

A7	*at The Citadel	L	1-7
	*Appalachian State	L	0-3
A16	*at Richmond	L	6-7
A19	at Virginia Commonwealth	W	11-2
A21	*Richmond	L	2-14
A23	*at Appalachian State	L	0-5
A30	*William & Mary	L	0-3
A30	*William & Mary	L	0-6
	*East Carolina	L	4-5
	*East Carolina	L	7-11
	Virginia Tech	L	2-7
	Virginia	L	1-11
	Washington & Lee	W	8-3

## 1974

6-14, 5-9 SoCon

Coach: Donny White

M23	*at Davidson	W	3-2
M23	*at Davidson	L	1-9
M26	at James Madison	L	0-5
M26	at James Madison	L	3-5
M30	*at The Citadel	L	1-2
M30	*at The Citadel	L	2-6
A1	*at Appalachian State	L	0-3
A1	*at Appalachian State	L	7-19
A2	at Virginia Tech	L	
A4	*at Richmond	L	0-2
A8	*at Richmond	L	4-5
A9	*William & Mary	W	5-4
A11	Virginia	L	4-6 (12)
A15	*Furman	W	3-2
A15	*Furman	W	3-2
A16	Washington & Lee	W	6-3
A18	*William & Mary	W	4-3
A26	Virginia Tech	L	1-8
A27	*East Carolina	L	1-7
A27	*East Carolina	L	2-8

## 1975

2-18, 1-13 SoCon

Home: 1-9 Away: 1-9 Neutral: 0-0

Coach: Jerry Roane

M25	Oneonta State	L	1-10
M26	Washington & Lee	W	6-4
M27	at Virginia Tech	L	5-10
M29	*at East Carolina	L	0-3
M29	*at East Carolina	L	3-13
M31	*Appalachian State	L	1-4
A3	*at Richmond	L	2-5
A6	Virginia Tech	L	2-12
A7	at Virginia	L	1-11
A9	*at Furman	L	2-9
A9	*at Furman	L	7-10
A14	*at Appalachian State	L	4-7
A16	*at William & Mary	W	5-4
A16	*at William & Mary	L	2-8
A21	*The Citadel	L	1-5
A21	*The Citadel	L	5-6
A24	*Richmond	L	2-7
A26	*Davidson	L	4-5
A26	*Davidson	L	0-7
A30	James Madison	L	1-4

## 1976

6-23, 2-12 SoCon

Coach: Jerry Roane

M13	Connecticut	L	0-2
M13	Connecticut	L	1-6
M21	Massachusetts-Dartmouth	L	2-8
M21	Massachusetts-Dartmouth	L	2-7
M21	Massachusetts-Dartmouth	W	3-2
M24	Oneonta State	W	3-2
M25	Washington & Lee	W	11-0
M27	*Davidson	W	5-3
M27	*Davidson	L	4-5
M29	*William & Mary	L	3-4

A1	James Madison	W	9-7
A1	James Madison	L	0-15
A3	Virginia Tech	L	12-19
A5	*Furman	L	0-4
A5	*Furman	L	3-4
A7	*Richmond	L	4-17
A8	Virginia	L	6-8
A10	*The Citadel	W	6-3
A10	*The Citadel	L	4-9
A14	*at Appalachian State	L	1-13
A17	Old Dominion	L	2-4
A19	*Appalachian State	L	2-9
A20	Washington & Lee	L	7-12
A21	*at Richmond	L	3-9
A24	*East Carolina	L	1-11
A24	*East Carolina	L	0-11
A25	Virginia Tech	L	4-17
A27	*William & Mary	L	2-11
A30	Liberty	L	6-15

## 1977

5-19, 2-12 SoCon

Home: 4-7 Away: 1-12 Neutral: 0-0

Coach: Vern Beitzel

M24	at Virginia Tech	L	7-12
M26	*at East Carolina	L	0-8
M26	*at East Carolina	L	0-3
M27	*at William & Mary	L	0-3
M27	*at William & Mary	L	2-14
M31	at Virginia	L	1-16
A2	*Appalachian State	L	3-11
A2	*Appalachian State	W	12-10
A9	Liberty	W	8-7
A9	Liberty	W	12-1
A12	Virginia Tech	L	4-8
A15	at Richmond	L	5-6
A15	at Richmond	L	1-2
A16	*Davidson	L	1-12
A16	*Davidson	L10-11 (13)	
A18	Old Dominion	W	7-6
A21	James Madison	L	3-22
A23	*at Furman	L	1-9
A23	*at Furman	W	4-2
A25	*Western Carolina	L	12-20
A25	*Western Carolina	L	9-18
A28	at Lynchburg	L	3-5
A30	*at Marshall	L	1-2
A30	*at Marshall	L	7-8 (9)

! - Game Played at Covington, Va.

## 1978

2-27, 0-14 SoCon

Home: 1-11 Away: 1-16 Neutral: 0-0

Coach: Vern Beitzel

M18	*at Davidson	L	3-6
M18	*at Davidson	L	4-12
M20	*at The Citadel	L	0-1
M20	*at The Citadel	L	1-12
M22	at North Carolina Wesleyan	W	17-13
M24	at Old Dominion	L	0-7
M24	at Old Dominion	L	2-10
M31	Virginia	L	1-6
A1	*Furman	L	3-13
A1	*Furman	L	0-6
A4	James Madison	L	0-23
A8	*at Appalachian State	L	5-9
A8	*at Appalachian State	L	0-16
A10	*at Western Carolina	L	0-9
A10	*at Western Carolina	L	4-13
A12	Richmond	L	0-8
A14	Old Dominion	L	9-13
A15	*Tennessee-Chattanooga	L	6-7
A15	*Tennessee-Chattanooga	L	2-4
A18	at Richmond	L	5-13
A22	*Marshall	L	2-17
A22	*Marshall	L	5-9



# YEAR-BY-YEAR RESULTS

	at James Madison	L	0-23
A30	Washington & Lee	L	2-3
A30	Washington & Lee	W	3-2
M1	at Liberty	L	1-5
M1	at Liberty	L	5-10
M5	at Virginia Tech	L	0-4
M5	at Virginia Tech	L	1-12

## 1979

**6-25, 0-15 SoCon**

**Home: 5-12 Away: 1-13 Neutral: 0-0**

**Coach: Vern Beitzel**

M17	*at Tennessee-Chattanooga	L	0-4
M17	*at Tennessee-Chattanooga	L	5-9
M19	*at Furman	L	0-18
M19	*at Furman	L	3-9
M21	William & Mary	W	6-4
M24	*Appalachian State	L	1-7
M24	*Appalachian State	L	1-5
M29	*The Citadel	L	0-10
M29	*The Citadel	L	2-3
A2	James Madison	L	3-11
A6	at Richmond	L	3-5
A6	at Richmond	L	1-2
A7	Virginia Tech	L	0-9
A10	Old Dominion	W	5-4
A10	Old Dominion	L	1-10
A13	*at East Tenn. State	L	1-11
A13	*at East Tenn. State	L	2-9
A15	*at Marshall	L	5-6
A15	*at Marshall	L	1-8
A18	at Virginia Commonwealth	L	2-5
A18	at Virginia Commonwealth	L	3-4
A22	Longwood	W	6-1
A22	Longwood	L	4-7
A23	*Western Carolina	L	3-7
A25	at James Madison	L	3-14
A28	*Davidson	L	2-3
A28	*Davidson	L	1-2
	at Virginia	W	2-1 (10)
M1	Liberty	L	0-9
M2	Washington & Lee	W	3-2
M2	Washington & Lee	W	6-3

## 1980

**4-22, 0-12 SoCon**

**Home: 0-10 Away: 4-12 Neutral: 0-0**

**Coach: Vern Beitzel**

M16	Richmond	L	10-13
M17	Massachusetts	L	1-15
M19	at James Madison	L	0-6
M20	Davis & Elkins	L	0-17
M31	*at Davidson	L	3-6
M31	*at Davidson	L	1-6
A2	*at The Citadel	L	0-11
A2	*at The Citadel	L	1-3
A10	Virginia	L	0-7
A10	Virginia	L	2-5
A12	*East Tenn. State	L	4-10
A12	*East Tenn. State	L	0-4
A16	at Old Dominion	L	3-15
A17	at William & Mary	W	7-5
A21	*at Appalachian State	L	5-12
A21	*at Appalachian State	L	3-6
A23	*at Western Carolina	L	3-4
A23	*at Western Carolina	L	7-13
A25	James Madison	L	4-21
A26	at Virginia Tech	L	2-8
A28	*Marshall	L	0-9
A28	*Marshall	L	1-7
A30	at Longwood	W	9-7
A30	at Longwood	L	4-10
M3	at Washington & Lee	W	12-5
M3	at Washington & Lee	W	2-0

## 1981

**3-37, 0-16 SoCon**

**Home: 3-22 Away: 0-15 Neutral: 0-0**

**Coach: Jim Rowsey**

M16	Davis & Elkins	L	1-21
M16	Davis & Elkins	L	2-8
M17	at James Madison	L	2-30
M20	California (Pa.)	W	12-7
M21	*Davidson	L	2-11
M21	*Davidson	L	2-13
M25	Richmond	L	4-7
M25	Richmond	L	0-14
M26	Lock Haven	L	6-20
M28	*at Tennessee-Chattanooga	L	1-12
M28	*at Tennessee-Chattanooga	L	1-22
M31	*at Furman	L	1-4
M31	*at Furman	L	2-5
A4	*The Citadel	L	1-7
A4	*The Citadel	L	3-17
A6	*Appalachian State	L	0-20
A6	*Appalachian State	L	3-10
A8	Virginia Tech	L	0-14
A9	Longwood	L	4-15
A13	*Western Carolina	L	3-6
A13	*Western Carolina	L	3-15
A15	at North Carolina Wesleyan	L	1-16
A16	at East Carolina	L	3-14
A16	at East Carolina	L	3-6
A21	*at East Tenn. State	L	1-12
A21	*at East Tenn. State	L	5-14
A22	at Virginia Tech	L	1-13
A24	James Madison	L	2-10
A25	William & Mary	L	4-5
A25	William & Mary	L	1-6
A28	Virginia Commonwealth	L	3-17
A28	Virginia Commonwealth	L	10-14
A29	*at Marshall	L	2-17
A29	*at Marshall	L	2-17
M1	Old Dominion	L	4-27
M1	Old Dominion	L	0-18
M2	Washington & Lee	W	8-7 (9)
M2	Washington & Lee	W	11-10
M4	at Virginia	L	3-13
M4	at Virginia	L	2-8

## 1982

**11-29, 6-10 SoCon**

**Home: 7-14 Away: 4-15 Neutral: 0-0**

**Coach: Donny White**

M9	*at Davidson	W	7-6
M9	*at Davidson	L	5-7
M10	at Jacksonville	L	9-2
M11	at Rollins	L	0-8
M11	at Rollins	L	6-9
M13	at Flagler	L	3-6
M13	at Flagler	L	1-2
M18	at Washington & Lee	L	5-7
M19	at James Madison	L	1-7
M23	*Marshall	L	1-5
M23	*Marshall	W	14-3
M25	Lock Haven	W	12-8
M26	Duke	L	0-10
M29	*at The Citadel	L	2-11
M29	*at The Citadel	L	0-8
M31	!at Virginia Commonwealth	L	8-9 (8)
M31	!at Virginia Commonwealth	L	3-9
A4	*Tennessee-Chattanooga	L	2-4 (10)
A4	*Tennessee-Chattanooga	L	4-5
A5	James Madison	L	7-12
A7	Virginia Tech	L	6-11
A7	Virginia Tech	L	4-12
A10	Old Dominion	L	5-6
A10	Old Dominion	L	5-13
A12	*East Tenn. State	L	2-12
A12	*East Tenn. State	L	4-7

A14	Lynchburg	W	7-6
A18	*at Western Carolina	L	4-18
A18	*at Western Carolina	L	2-7
A19	*at Appalachian State	W	5-0
A19	*at Appalachian State	W	3-1
A21	at Lynchburg	L	4-5 (12)
A24	*Furman	W	15-10
A24	*Furman	W	10-5
A28	at Bridgewater	W	12-7
A29	Virginia	W	8-1
A29	Virginia	L	1-4
M1	George Mason	L	6-14
M1	George Mason	L	11-14 (10)
M3	Washington & Lee	W	
			10-6

**! - Game Played at Parker Field, Richmond, Va.**

## 1983

**11-25, 5-9 SoCon**

**Home: 6-10 Away: 5-12 Neutral: 0-3**

**Coach: Donny White**

M8	\$at Rollins	L	4-6
M9	\$at Rollins	L	2-7
M10	\$vs. Vanderbilt	L	4-6
M11	\$at Rollins	L	1-7
M12	!vs. Yale	L	5-8
M12	!vs. Yale	L	9-10
M17	Washington & Lee	W	16-0
M23	Virginia Commonwealth	L	3-7
M24	at Virginia	L	3-11
M28	*at Furman	W	13-8
M28	*at Furman	L	0-3
M29	Lock Haven	W	4-3
M30	Mercyhurst	W	11-5
A3	*at East Tenn. State	L	2-17
A3	*at East Tenn. State	L	4-11
A4	*at Marshall	W	1-0
A4	*at Marshall	W	6-3
A6	James Madison	L	4-6
A12	William & Mary	W	10-3
A12	William & Mary	L	4-8
A17	*Davidson	L	4-7
A17	*Davidson	W	4-0
A18	*Western Carolina	L	1-4
A18	*Western Carolina	W	4-3 (8)
A20	Lynchburg	L	10-13 (10)
A21	at James Madison	L	2-12
A25	*The Citadel	L	0-5
A25	*The Citadel	L	4-6
A26	*Appalachian State	L	2-3
A26	*Appalachian State	L	2-6
A27	at Lynchburg	L	11-18
A30	at George Mason	W	5-4
A30	at George Mason	L	5-8
M2	at Virginia Tech	L	9-10
M2	at Virginia Tech	L	4-5
M3	at Washington & Lee	W	7-4

**\$ - Rollins College Tournament**

**! - Game Played at Ormond Beach, Fla.**

## 1984

**16-18, 6-7 SoCon**

**Home: 8-6 Away: 8-9 Neutral: 0-3**

**Coach: Donny White**

M8	at Washington & Lee	W	8-4 (6)
M10	California (Pa.)	W	8-0
M12	at Georgia Southern	W	7-6
M14	at Armstrong Atlantic	W	2-0
M14	at Armstrong Atlantic	L	11-3
M15	!vs. Lehigh	L	5-13
M17	*at East Tenn. State	L	1-3
M17	*at East Tenn. State	W	6-4
M23	at James Madison	L	2-12
M24	*Marshall	L	2-3
M24	*Marshall	L	6-12
M27	Bluefield	W	6-3



# YEAR-BY-YEAR RESULTS

M27	Bluefield	W	14-0
M31	*at Marshall	W	3-2
M31	*at Marshall	W	12-6
A1	*at Marshall	L	3-14
A3	Virginia	L	4-11
A6	James Madison	W	4-1
A7	*East Tenn. State	W	5-2
A9	*East Tenn. State	W	9-4
A10	*East Tenn. State	W	7-6
A12	at Richmond	W	8-1
A14	at Lynchburg	W	11-3
A16	*Appalachian State	L	1-10
A18	at Old Dominion	L	2-13
A19	at William & Mary	L	3-7
A19	at William & Mary	L	1-2
A21	*at Appalachian State	L	1-11
A21	*at Appalachian State	L	7-15
A25	Lynchburg	W	9-1

## SoCon Tournament (Cullowhee, N.C.)

A28	vs. Western Carolina	L	5-10
A28	vs. The Citadel	L	7-12
M1	Virginia Tech	L	4-6
M1	Virginia Tech	L	4-13

! - Game Played at Statesboro, Ga.

## 1985

### 16-24, 8-10 SoCon

Home: 10-10 Away: 5-9 Neutral: 1-5

Coach: Donny White

M1	*at East Tenn. State	W	12-5
M2	*at East Tenn. State	L	2-3
M2	*at East Tenn. State	W	8-2
M6	Virginia	L	1-5
M11	\$vs. Tulane	L	6-7
M12	\$vs. Central Michigan	L	3-6
M13	\$vs. Rollins	W	8-7
M14	\$vs. Tulane	L	3-9
M15	\$vs. Central Michigan	L	10-15
M16	\$vs. Rollins	L	7-15
M20	at James Madison	L	4-9
M23	*at Marshall	L	5-10
M23	*at Marshall	W	9-4
M24	*at Marshall	W	5-4
M26	Virginia Commonwealth	W	6-4
M28	at Washington & Lee	W	10-1
M30	*Marshall	L	1-4
M30	*Marshall	W	10-7
M31	*Marshall	L	5-12
A3	James Madison	L	5-6
A4	Shenandoah	W	21-9
A5	*East Tenn. State	L	10-14
A5	*East Tenn. State	W	9-1
A6	*East Tenn. State	W	12-5
A9	William & Mary	W	15-6
A9	William & Mary	L	5-8 (10)
A10	Lynchburg	W	10-4
A13	*at Appalachian State	L	6-8
A13	*at Appalachian State	L	3-13
A14	*at Appalachian State	L	3-26
A17	at Virginia Tech	L	3-13
A19	*Appalachian State	L	5-18
A20	*Appalachian State	W	8-3
A20	*Appalachian State	L	6-18
A24	at Lynchburg	L	2-5
A30	at Virginia	L	5-8
M3	Virginia Tech	L	3-16
M5	Richmond	L	3-11
M5	Richmond	W	7-0
M6	Washington & Lee	W	10-9

\$ - Rollins College Tournament

## 1986

### 15-25, 7-11 SoCon

Home: 10-7 Away: 4-17 Neutral: 1-1

Coach: Donny White

M3	at Richmond	L	0-3
----	-------------	---	-----

M4	at Virginia Commonwealth	L	6-7
M7	*East Tenn. State	W	8-5
M7	*East Tenn. State	L	2-5
M8	*East Tenn. State	L	7-10
M9	at Florida Tech	L	1-11
M10	at Florida Tech	L	0-6
M11	at Florida Tech	L	4-5 (10)
M12	!vs. Sacred Heart	W	9-2
M18	Ferrum	W	8-5
M19	James Madison	L	6-13
M22	*Marshall	W	9-3
M22	*Marshall	W	5-1
M23	*Marshall	W	18-15
M25	Lock Haven	W	10-4
M25	Lock Haven	W	6-4
M26	at James Madison	L	6-7
M28	*at Marshall	W	6-3
M28	*at Marshall	L	12-13
M29	*at Marshall	L	8-9
M31	Washington & Lee	W	10-9
A3	Oneonta State	W	13-3
A5	*at East Tenn. State	W	8-7
A5	*at East Tenn. State	L	3-5
A6	*at East Tenn. State	L	10-11 (10)
A9	Virginia	L	9-12
A10	at Lynchburg	L	1-4
A11	*Appalachian State	L	2-14
A11	*Appalachian State	L	4-12
A12	*Appalachian State	W	8-1
A15	William & Mary	W	2-1 (10)
A15	William & Mary	L	10-13
A19	*at Appalachian State	L	3-12
A19	*at Appalachian State	L	7-8
A20	*at Appalachian State	L	5-6 (11)
A22	\$vs. Virginia	L	0-17
A29	at Washington & Lee	W	28-17
A30	at Virginia Tech	L	4-27
M2	at Old Dominion	L	7-15
M4	Virginia Tech	L	6-9

! - Game Played at Melbourne, Fla.

\$ - Game Played at Madison, Va.

## 1987

### 16-16-1, 8-4 SoCon

SoCon Tournament Finalists

Home: 5-4 Away: 9-10-1 Neutral: 2-2

Coach: Donny White

M5	at Duke	L	2-8
M6	*at East Tenn. State	W	12-8
M6	*at East Tenn. State	W	21-4
M7	*at East Tenn. State	W	15-5
M10	at Florida Tech	T	10-10
M11	at Florida Tech	L	1-7
M12	at Florida Tech	L	1-14
M13	at Florida Tech	L	6-7
M18	at James Madison	L	2-5
M21	*at Marshall	W	6-5
M21	*at Marshall	W	7-6
M22	*at Marshall	W	17-9
M24	at Virginia	L	0-8
M28	*at Appalachian State	L	1-6
M28	*at Appalachian State	W	6-1
M29	*at Appalachian State	L	4-6
A2	!Radford	W	8-1
A2	!Radford	W	10-3
A7	at William & Mary	L	2-3
A7	at William & Mary	W	6-4
A8	!Longwood	L	7-8
A11	*\$Marshall	W	4-3
A11	*\$Marshall	L	2-5
A12	*\$Marshall	L	4-8
A14	at Ferrum	L	3-5
A20	\$Lynchburg	W	25-9
A22	at James Madison	L	4-11

SoCon Tournament (Asheville, N.C.)

A24	vs. Western Carolina	L	4-16
-----	----------------------	---	------

A25	vs. Davidson	W	15-7
A25	vs. Appalachian State	W	10-9
A26	vs. Western Carolina	L	4-9
A30	at Virginia Tech	W	13-12
M1	!Washington & Lee	W	12-4

! - Game Played at Washington & Lee

\$ - Game Played in Salem, Va.

## 1988

### 20-20, 11-7 SoCon

North Division Champions

Home: 10-5 Away: 7-8 Neutral: 3-7

Coach: Paul Maini

F28	!Mary Washington	W	9-2
M3	at Duke	L	5-7
M7	\$vs. Maine	L	9-11 (10)
M8	\$vs. Wake Forest	L	0-10
M9	\$vs. Rollins	W	5-4
M10	\$vs. Maine	L	1-6
M10	\$vs. Villanova	W	16-4
M11	\$vs. Wake Forest	L	5-6 (10)
M12	\$vs. Rollins	W	5-1
M16	at James Madison	L	3-23
M19	*Marshall	W	25-6
M19	*Marshall	L	7-15
M20	*Marshall	L	7-21
M22	at James Madison	L	0-18
M23	at Radford	W	11-4
M26	*Appalachian State	L	1-7 (5)
M27	*Appalachian State	W	8-4
M28	!*Appalachian State	W	6-4
M29	West Chester	L	3-4
M30	Bucknell	W	6-4
A2	*at East Tenn. State	L	3-7
A2	*at East Tenn. State	W	1-0
A3	*at East Tenn. State	W	5-3
A5	Virginia	L	5-11
A6	Richmond	W	7-6
A9	*at Marshall	L	8-9 (10)
A10	*at Marshall	W	8-2
A10	*at Marshall	W	9-7
A14	Longwood	W	11-8
A16	*at Appalachian State	W	12-5
A16	*at Appalachian State	L	8-9
A17	*at Appalachian State	L	7-8
A20	at Lynchburg	L	3-11
A21	at Richmond	L	3-8
A23	*East Tenn. State	W	7-2
A23	*East Tenn. State	W	7-1
A24	*East Tenn. State	W	20-3
A26	at Virginia	W	5-3

SoCon Tournament (Asheville, N.C.)

A29	vs. The Citadel	L	8-9
A30	vs. Appalachian State	L	4-11

! - Game Played at Washington & Lee

\$ - Rollins College Tournament

## 1989

### 16-23, 8-7 SoCon

Home: 10-6 Away: 6-15 Neutral: 0-2

Coach: Paul Maini

M2	at Duke	L	4-5
M4	at Virginia Commonwealth	L	3-4 (10)
M9	at Bridgewater	L	6-7
M10	at Liberty	W	5-3
M11	*at East Tenn. State	W	10-3
M11	*at East Tenn. State	W	13-1
M12	*at East Tenn. State	L	1-5
M14	at Old Dominion	L	4-9
M16	at Richmond	W	5-3
M19	Utica	W	7-6
M22	Oneonta State	W	8-6
M22	Richmond	L	6-10
M25	*Marshall	L	5-11
M25	*Marshall	W	8-3
M27	Bucknell	W	3-2



# YEAR-BY-YEAR RESULTS

M28	at Virginia	L	13-14 (10)
M29	Clarkson	W	9-3
M30	at James Madison	L	6-10
A1	*at Western Carolina	W	10-3
A1	*at Western Carolina	L	4-7
A2	*at Western Carolina	L	2-3
A3	at Radford	L	4-26
A6	James Madison	W	8-7
A9	*Appalachian State	L	3-8
A9	*Appalachian State	L	7-10
A10	at Liberty	L	5-6
A11	at Virginia Tech	L	8-20
A12	Radford	L	7-14
A14	at Wake Forest	L	5-6
A16	*at Furman	W	8-5
A16	*at Furman	L	6-7
A17	Virginia	L	8-14
A19	Shenandoah	W	9-4
A20	at Ferrum	L	0-9(Forf.)
A22	*The Citadel	W	13-2
A22	*The Citadel	W	6-4
A23	*The Citadel	W	5-4
<b>SoCon Tournament (Asheville, N.C.)</b>			
A27	The Citadel	L	11-17
A28	Furman	L	5-7

## 1990

**12-26, 6-8 SoCon**

**Home: 7-8 Away: 5-16 Neutral: 0-2**

**Coach: Paul Maini**

F17	at Mary Washington	W	3-1
F23	at Florida State	L	1-17
F24	at Florida State	L	2-3
F25	at Florida State	L	0-8
M3	George Mason	W	9-3
M3	George Mason	W	10-2
M6	at Virginia	W	5-4
M7	at Virginia Tech	L	2-9
M9	Holy Cross	L	11-25 (8)
M11	at Columbus State	L	4-6
M12	at Columbus State	L	2-10
M13	at Columbus State	L	4-9
M14	at West Georgia	L	2-13
M15	at Auburn	L	1-11
M17	*at Marshall	L	10-16
M18	*at Marshall	W	7-0
M18	*at Marshall	L	5-6
M21	at James Madison	L	1-10
M22	Bridgewater	L	8-9
M25	*Western Carolina	L	5-8
M25	*Western Carolina	L	0-4
M26	Bucknell	W	8-7
M31	*at Appalachian State	L	9-14
A1	*at Appalachian State	W	6-2
A1	*at Appalachian State	W	8-2
A4	at Richmond	L	2-5
A5	Oneonta State	W	7-5
A8	*Furman	W	4-3
A8	*Furman	L	3-13 (8)
A11	James Madison	L	1-10
A13	*at The Citadel	L	3-8
A17	at Liberty	L	8-12
A19	Richmond	L	0-5
A21	*East Tenn. State	W	9-2
A21	*East Tenn. State	L	1-10
A22	*East Tenn. State	W	6-5

**SoCon Tournament (Charleston, S.C.)**

A26	%Appalachian State	L	2-9
A27	%Furman	L	9-10 (10)

## 1991

**2-35-1, 1-15 SoCon**

**Home: 1-14-1 Away: 1-19 Neutral: 0-2**

**Coach: Paul Maini**

F27	at William & Mary	L	0-4
M1	Bucknell	L	8-12 (8)

M2	Virginia Commonwealth	L	3-11
M6	Radford	L	11-11 (8)
M7	at Virginia	L	5-16
M9	*Marshall	L	1-11
M9	*Marshall	L	2-10
M10	*Marshall	L	0-16
M16	*at Western Carolina	L	2-14
M16	*at Western Carolina	L	1-20
M17	*at Western Carolina	L	2-21
M19	at James Madison	L	0-22
M20	at Richmond	L	8-17
M21	at Bridgewater	L	3-11
M24	*Appalachian State	L	2-17
M24	*Appalachian State	L	6-7
M25	West Chester	W	12-4
M27	at George Mason	L	4-9
M30	*at Furman	L	3-5
M30	*at Furman	L	6-8
A4	at Liberty	L	2-8
A6	*The Citadel	L	1-5
A6	*The Citadel	L	0-9
A7	*The Citadel	L	3-8
A9	James Madison	L	2-19
A10	at Radford	L	8-9
A11	Liberty	L	4-14
A13	*at East Tenn. State	L	3-4
A13	*at East Tenn. State	L	4-10
A14	*at East Tenn. State	W	4-3
A16	Virginia Tech	L	3-12
A17	Richmond	L	4-8
A20	at Wake Forest	L	3-10
A20	at Wake Forest	L	4-8
A21	at Wake Forest	L	2-12
A23	at Virginia Tech	L	1-16

**SoCon Tournament (Charleston, S.C.)**

A25	vs. Western Carolina	L	2-18
A26	vs. Furman	L	3-8

## 1992

**11-39, 4-15 SoCon**

**Home: 6-15 Away: 4-22 Neutral: 1-2**

**Coach: Chris Finwood**

F14	at Florida State	L	4-10
F15	at Florida State	L	0-20
F16	at Florida State	L	4-5 (10)
F21	Shenandoah	W	7-2
F22	Virginia	L	5-14
F28	Bucknell	L	4-15
F29	at Mary Washington	W	11-6
M1	at George Mason	L	3-6
M2	at Virginia Tech	L	5-16
M5	Holy Cross	W	21-0
M7	*Western Carolina	L	4-7 (7)
M8	*Western Carolina	L	3-8 (7)
M8	*Western Carolina	W	6-5 (7)
M10	at Old Dominion	L	3-12 (9)
M10	at Old Dominion	L	0-15
M11	at Virginia Wesleyan	W	13-4 (8)
M12	C.W. Post	L	4-12
M14	*at Appalachian State	L	0-2
M14	*at Appalachian State	L	5-6 (7)
M15	*at Appalachian State	W	12-8
M17	James Madison	L	5-8
M19	Bridgewater	L	1-10
M21	*Furman	L	3-17 (7)
M21	*Furman	L	3-11 (9)
M22	*Furman	L	4-7
M24	at Liberty	L	11-12 (10)
M25	Richmond	L	2-16
M26	at Radford	L	2-5
M28	*at The Citadel	L	1-4
M28	*at The Citadel	L	3-5 (7)
M29	*at The Citadel	L	0-9
M31	Liberty	W	7-6 (10)
A1	Radford	W	7-6
A2	Virginia Commonwealth	L	2-9

A5	*at East Tenn. State	W	10-8 (7)
A5	*at East Tenn. State	L	2-5 (7)
A7	at Virginia Commonwealth	L	2-9
A9	at James Madison	L	6-10
A11	*Georgia Southern	W	5-3
A11	*Georgia Southern	L	3-4 (8)
A12	*Georgia Southern	L	2-11
A13	at Virginia	L	1-12
A15	at Richmond	L	1-14
A18	*at Marshall	L	1-5
A18	*at Marshall	L	4-6 (7)

**SoCon Tournament (Charleston, S.C.)**

A23	vs. Western Carolina	L	2-3
A24	vs. Furman	W	5-3
A25	vs. East Tenn. State	L	3-20
A29	George Mason	L	1-8
M2	at UNC Greensboro	L	5-6

**! - Game Played in Lenoir, N.C.**

## 1993

**20-29, 5-15 SoCon**

**Home: 15-13 Away: 2-13 Neutral: 3-3**

**Coach: Chris Finwood**

F14	at North Carolina A&T	W	8-4
F20	at Duke	W	8-3
F23	at Virginia	L	3-6
F24	Shenandoah	W	11-1
F28	*at Davidson	L	3-8 (7)
F28	*at Davidson	L	0-4 (7)
M2	at Washington & Lee	W	4-2
M5	Bucknell	W	5-4
M6	*East Tenn. State	L	5-6 (9)
M6	*East Tenn. State	L	2-6 (7)
M7	*East Tenn. State	W	6-4
M9	Juniata	W	9-1
M11	at Bridgewater	L	3-5
M15	at N.C. State	L	1-11
M16	&vs. UNC Greensboro	L	4-6
M21	*Georgia Southern	L	6-8
M21	*Georgia Southern	W	8-6
M22	*Georgia Southern	L	6-10
M24	at Richmond	L	2-8
M25	Howard	W	11-2
M27	*at Marshall	L	0-7
M28	*at Marshall	L	2-3
M28	*at Marshall	L	5-12
M31	Mary Washington	L	1-5 (7)
A1	at James Madison	L	2-4 (7)
A3	UNC Greensboro	W	12-5
A4	UNC Greensboro	W	4-3
A4	UNC Greensboro	W	6-3
A7	Old Dominion	L	3-6
A10	*Western Carolina	W	4-3 (7)
A10	*Western Carolina	W	7-1 (7)
A11	*Western Carolina	L	1-13
A13	William & Mary	W	5-1
A13	William & Mary	L	5-6 (11)
A14	Richmond	L	2-5
A17	*Appalachian State	W	5-1 (7)
A17	*Appalachian State	L	1-2 (7)
A18	*Appalachian State	L	3-10
A19	Radford	W	8-4
A20	Virginia Commonwealth	L	11-14
A22	Virginia Tech	L	0-6
A24	*at The Citadel	L	2-3
A24	*at The Citadel	L	0-2 (7)
A25	*at The Citadel	L	2-3

**SoCon Tournament (Charleston, S.C.)**

A29	vs. Georgia Southern	W	8-0
A30	vs. Davidson	W	15-5
M1	vs. Western Carolina	W	8-4
<b>SoCon Championship Series (Charleston, S.C.)</b>			
M2	vs. Western Carolina	L	5-12
M2	vs. Western Carolina	L	1-5

**& - Game Played in Raleigh, N.C.**

**! - Game Played in Boyd Co., Ky.**



# YEAR-BY-YEAR RESULTS

## 1994

21-29, 10-13 SoCon

Home: 15-6 Away: 4-20 Neutral: 2-3

Coach: Chris Finwood

F14	at Duke	W	2-1
F17	at UNC Greensboro	L	1-9
F20	Georgetown	W	10-9
F25	Virginia Commonwealth	L	7-9
F26	*Davidson	W	4-0
F26	*Davidson	L	6-9
F27	*Davidson	W	7-6
M5	*at East Tenn. State	W	8-1
M5	*at East Tenn. State	L	2-11
M6	*at East Tenn. State	L	5-14
M11	Davis & Elkins	W	4-0
M12	*Furman	W	8-5
M12	*Furman	W	6-2
M13	*Furman	W	6-4 (10)
M14	at Virginia Wesleyan	L	4-14
M15	at Old Dominion	L	5-17
M16	at William & Mary	L	3-4 (10)
M17	at Wake Forest	L	8-9
M19	*at Georgia Southern	L	0-4
M19	*at Georgia Southern	L	1-10
M20	*at Georgia Southern	L	0-4
M22	Radford	W	10-1
M23	at James Madison	L	2-17
M25	North Carolina A&T	W	14-4
M26	*Marshall	L	1-8
M26	*Marshall	W	7-1
M30	at Richmond	L	2-6
A4	Liberty	L	7-13
A7	at George Mason	L	4-6
A9	*at Western Carolina	L	3-9
A9	*at Western Carolina	L	1-5
A10	*at Western Carolina	W	3-1
A12	!vs. James Madison	L	7-13
A14	Virginia	W	12-3
A16	*at Appalachian State	L	2-13
A16	*at Appalachian State	L	1-8
A17	*at Appalachian State	W	11-6
A20	at Virginia Commonwealth	L	1-6
A21	at Liberty	L	2-9
A22	Howard	W	11-1
A22	Howard	W	16-4
A23	*The Citadel	L	7-8
A23	*The Citadel	W	8-6
A24	*The Citadel	L	2-6
A25	at Radford	L	4-12
A26	Washington & Lee	W	9-4

! - Game Played in Staunton, Va.

## 1995

19-28, 10-14 SoCon

Home: 10-12 Away: 8-10 Neutral: 1-5

Coach: Scott Gines

F10	#vs. South Carolina	L	2-6
F12	#vs. Tennessee	L	4-11
F21	at Virginia Commonwealth	L	6-7 (11)
F24	Bucknell	W	8-7
F25	*East Tenn. State	L	3-5 (15)
F26	*East Tenn. State	W	9-8
F26	*East Tenn. State	W	16-6
F28	at Virginia	L	1-5
M4	*at Furman	L	7-10 (11)
M5	*at Furman	L	6-7
M5	*at Furman	W	7-3
M7	William & Mary	L	2-4
M10	Juniata	W	15-1
M11	*Georgia Southern	L	6-8

M11	*Georgia Southern	L	4-6
M12	*Georgia Southern	L	3-11
M14	at Campbell	L	3-6
M16	at William & Mary	W	8-7
M18	*at Marshall	L	3-7
M18	*at Marshall	W	7-6
M19	*at Marshall	W	6-4
M21	James Madison	L	5-7
M24	West Chester	W	13-5
M25	West Chester	L	2-6
M25	West Chester	W	9-3
M28	at Liberty	W	8-6
A1	*Western Carolina	L	0-1
A1	*Western Carolina	W	2-1
A2	*Western Carolina	L	2-7
A4	Virginia Commonwealth	L	11-13
A5	at Richmond	L	4-7
A6	at James Madison	L	2-9
A8	*Appalachian State	W	12-7
A8	*Appalachian State	W	9-6
A9	*Appalachian State	L	9-11
A13	Virginia	W	6-4
A15	*at The Citadel	L	2-3
A15	*at The Citadel	L	4-7
A16	*at The Citadel	L	1-3
A18	Virginia Tech	L	1-5
A22	*at Davidson	L	10-12
A22	*at Davidson	W	4-1
A23	*at Davidson	W	2-1
A25	Washington & Lee	W	6-1

# - Southern Challenge

## 1996

17-29, 7-16 SoCon

Home: 11-6 Away: 3-16 Neutral 3-7

Coach: Scott Gines

F9	!vs. Old Dominion	L	7-13
F10	!vs. N.C. State	L	3-11
F11	!vs. UNC Greensboro	L	5-6
F17	at Auburn	L	0-14
F17	at Auburn	L	0-6
F18	at Auburn	L	3-14
F25	*Furman	L	3-6
F25	*Furman	L	1-7
F26	*Furman	L	0-2 (5)
M2	*at Georgia Southern	L	6-14
M2	*at Georgia Southern	L	6-16
M3	*at Georgia Southern	L	5-14
M7	Saint Rose	W	12-4
M9	at Elizabethtown	L	0-1
M13	*Marshall	W	5-3
M13	*Marshall	W	6-4
M14	*Marshall	W	9-8
M16	Youngstown State	L	3-10
M18	Youngstown State	L	7-12
M18	Youngstown State	W	7-6
M20	Hartford	W	6-2
M20	Hartford	W	3-2
M23	*at Western Carolina	L	6-8
M23	*at Western Carolina	L	1-3
M24	*at Western Carolina	L	5-13
M27	at William & Mary	L	9-10
M27	at William & Mary	W	2-1
M30	*at Appalachian State	L	11-12 (10)
M30	*at Appalachian State	L	4-6
M31	*at Appalachian State	L	1-7
A3	William & Mary	W	8-4
A3	William & Mary	W	8-3
A6	*The Citadel	L	4-14
A6	*The Citadel	L	1-5
A7	*The Citadel	W	13-5
A13	*Davidson	L	3-11

A14	*Davidson	W	8-4
A14	*Davidson	L	3-9
A17	Bluefield	W	6-5
A21	*at East Tenn. State	W	3-2
A21	*at East Tenn. State	W	5-1
A22	at Virginia	L	4-9

SoCon Tournament (Charleston, S.C.)

A25	vs. Western Carolina	W	7-3
A27	vs. East Tenn. State	W	4-2
A27	vs. Georgia Southern	L	2-11
A28	vs. The Citadel	L	5-8

! - Southern Challenge

## 1997

13-35, 6-13 SoCon

Home: 8-17 Away: 3-14 Neutral: 2-4

Coach: Scott Gines

F6	at Troy	W	3-2
F7	#vs. Air Force	L	2-3
F8	^vs. Troy	W	4-3
F9	^vs. Air Force	W	6-3
F9	^vs. Troy	L	3-9
F14	at Alabama-Birmingham	L	5-18
F15	at Samford	L	5-17
F16	at Alabama-Birmingham	L	3-16
F22	*Georgia Southern	L	6-21
F22	*Georgia Southern	L	1-5
F23	*Georgia Southern	L	11-15
F27	Liberty	W	9-4
M4	at South Carolina	L	6-16
M5	at South Carolina	L	4-18
M7	Akron	L	3-22
M9	Akron	L	5-8
M9	Akron	L	3-12
M11	Old Dominion	L	5-13
M12	Old Dominion	L	7-19
M15	*Western Carolina	W	17-9
M15	*Western Carolina	W	6-5
M16	*Western Carolina	L	6-13
M20	Hartford	L	9-16 (7)
M22	*Appalachian State	L	10-14
M22	*Appalachian State	W	3-1
M23	*Appalachian State	W	15-11
M25	Virginia	L	3-13
M27	LeMoyn	W	16-10
M29	*at The Citadel	W	11-10 (11)
M29	*at The Citadel	L	3-12
M30	*at The Citadel	L	10-19
A1	Wofford	L	5-6
A2	Wofford	W	9-7
A3	William & Mary	L	5-17
A5	*at Davidson	L	4-5
A5	*at Davidson	W	8-4
A8	at Auburn	L	2-14
A9	at Auburn	L	3-17
A13	*East Tenn. State	L	14-20
A13	*East Tenn. State	L	5-13
A15	at William & Mary	L	5-6
A16	Howard	W	15-5
A16	Howard	L	6-7
A19	*at Furman	L	4-6
A19	*at Furman	L	6-7
A20	*at Furman	L	5-9

SoCon Tournament (Charleston, S.C.)

A24	vs. Western Carolina	L	3-4
A25	vs. East Tennessee State	L	3-7

# - Game Played in Troy, Ala.

^ - Game Played in Montgomery, Ala.

## 1998

14-35, 7-17 SoCon

Home: 9-15 Away: 5-20 Neutral: 0-0

Coach: Scott Gines

F14	at Troy	L	8-13
F14	at Troy	L	3-20
F15	at Troy	L	6-18



# YEAR-BY-YEAR RESULTS

F21	Bucknell	L	4-15
F21	Bucknell	W	9-8
F22	Bucknell	L	2-3
F24	at Liberty	L	14-15
F25	at Virginia	L	7-13 (8)
F28	Mount St. Mary's	W	11-1 (6)
M1	at Duke	L	4-8
M1	at Duke	L	2-14 (5)
M3	at South Carolina	L	11-14
M4	at South Carolina	L	5-8
M7	Brown	W	10-5
M7	Brown	W	2-0
M7	Brown	L	2-3 (5)
M10	Marshall	W	17-10
M11	Marshall	L	4-6
M12	Marshall	L	2-7
M14	*at Wofford	L	2-16
M14	*at Wofford	W	10-4
M15	*at Wofford	L	4-5
M17	George Washington	W	9-3
M18	George Washington	L	4-8
M21	*at Georgia Southern	W	7-4
M21	*at Georgia Southern	L	6-7
M22	*at Georgia Southern	L	2-8
M24	Ohio	L	1-5
M25	William & Mary	L	6-14
M26	Maryland-Baltimore County	W	15-5
M28	*at Western Carolina	L	1-25
M28	*at Western Carolina	L	7-8
M29	*at Western Carolina	L	4-11
A1	*UNC Greensboro	L	9-15
A1	*UNC Greensboro	L	2-9
A2	*UNC Greensboro	L	6-20
A4	*at East Tenn. State	L	3-7
A5	*at East Tenn. State	L	3-12
A5	*at East Tenn. State	W	10-2
A7	at Auburn	L	7-19
A11	*Appalachian State	W	12-11 (10)
A11	*Appalachian State	W	4-3 (9)
A12	*Appalachian State	L	5-8
A15	*at Davidson	W	11-0
A15	*at Davidson	L	7-9
A16	*at Davidson	W	10-4
A25	*The Citadel	L	4-8
A25	*The Citadel	L	4-7
A25	*The Citadel	L	6-10

## 1999

22-27, 13-16 SoCon

Home: 14-10 Away: 8-15 Neutral: 0-2

Coach: Scott Gines

F13	*at College of Charleston	L	2-15
F13	*at College of Charleston	L	4-11
F14	*at College of Charleston	W	9-8
F20	*at Davidson	W	11-5
F21	*at Davidson	W	5-2
F21	*at Davidson	W	10-5
F27	*at Furman	L	2-14
F27	*at Furman	L	2-5
F28	*at Furman	W	7-6
M3	at Richmond	L	7-14 (6)
M5	Mount St. Mary's	W	24-9 (8)
M6	Mount St. Mary's	W	21-5
M7	Mount St. Mary's	W	13-5
M7	Mount St. Mary's	W	6-3
M13	*at The Citadel	L	2-16
M13	*at The Citadel	L	4-17
M14	*at The Citadel	L	4-8
M19	IUPUI	L	4-6
M20	East Tenn. State	W	7-6
M20	IUPUI	W	14-3
M27	*at Appalachian State	L	7-13
M27	*at Appalachian State	W	6-4
M28	*at Appalachian State	L	16-19
M30	Brown	W	12-11
M30	Brown	L	7-11

M31	Brown	L	8-9
A3	*Wofford	W	12-10
A3	*Wofford	W	5-4
A4	*Wofford	W	9-5
A7	Marshall	W	12-10
A7	Marshall	L	4-5
A10	*Georgia Southern	L	3-11
A10	*Georgia Southern	W	13-10
A13	at William & Mary	L	3-9
A17	*East Tenn. State	L	9-16
A17	*East Tenn. State	W	2-1
A17	*East Tenn. State	W	14-7
A20	William & Mary	L	5-12
A24	*Western Carolina	L	5-18
A24	*Western Carolina	L	4-10
A25	*Western Carolina	L	4-7
A30	*at UNC Greensboro	L	1-3
M1	*at UNC Greensboro	W	2-1
M1	*at UNC Greensboro	L	0-7
M11	at Bucknell	L	3-4
M12	at Bucknell	L	3-5
M12	at Bucknell	W	6-1

## SoCon Tournament (Charleston, S.C.)

M19	College of Charleston	L	4-15
M20	Western Carolina	L	4-8

\* - Southern Conference Game

## 2000

19-30, 11-19 SoCon

Home: 8-15 Away: 8-14 Neutral: 3-1

Coach: Scott Gines

F11	%Air Force	W	14-7
F12	%Air Force	L	2-7
F12	%Air Force	W	19-8
F13	%Air Force	W	10-9
F19	*at Davidson	L	6-7
F20	*at Davidson	L	5-6
F20	*at Davidson	L	3-11
F26	*at Western Carolina	W	8-3
F26	*at Western Carolina	L	7-11
F27	*at Western Carolina	W	7-6
M3	*at Georgia Southern	L	4-17
M4	*at Georgia Southern	L	7-8
M5	*at Georgia Southern	W	7-5
M6	at Liberty	L	2-9
M11	*at Wofford	L	3-9
M12	*at Wofford	L	13-16
M12	*at Wofford	W	6-5
M18	*Furman	L	18-25
M19	*Furman	W	10-7
M19	*Furman	L	7-8
M22	Howard	W	6-5
M22	Howard	W	9-8
M24	*UNC Greensboro	L	3-16
M25	*UNC Greensboro	L	10-21
M26	*UNC Greensboro	W	10-9
M28	Brown	L	7-16
M28	Brown	W	10-7
M29	Brown	L	6-8
M31	*The Citadel	L	5-13
A1	*The Citadel	W	14-12
A2	*The Citadel	L	1-18 (5)
A4	at Bucknell	L	3-11
A5	at Bucknell	W	8-4
A8	*at East Tenn. State	L	2-5
A9	*at East Tenn. State	W	5-4
A9	*at East Tenn. State	W	9-4
A11	William & Mary	L	12-14
A15	*Appalachian State	L	7-14
A15	*Appalachian State	L	3-8
A16	*Appalachian State	W	7-14
A22	*College of Charleston	L	3-13
A22	*College of Charleston	W	13-8
A23	*College of Charleston	L	5-7
A26	at Marshall	W	4-3
A26	at Marshall	L	12-13

A28	at William & Mary	L	3-5
A28	at William & Mary	L	2-9
A30	Richmond	L	7-17
M2	Liberty	L	7-15

% - Played in Tampa, Fla.

## 2001

15-32, 8-19 SoCon

Home: 8-15 Away: 6-14 Neutral: 1-3

Coach: Tom Slater

F9	%Air Force	L	3-4
F10	%Air Force	L	7-15
F10	%Air Force	W	7-2
F11	%Air Force	L	1-6
F17	Bucknell	L	10-13
F	Bucknell	L	6-9
F18	Bucknell	W	10-9
F20	at Richmond	L	6-12
F27	Radford	L	3-12
M2	*at The Citadel	L	0-8
M3	*at The Citadel	L	1-8
M4	*at The Citadel	L	2-7
M9	*at UNC Greensboro	L	6-10
M10	*at UNC Greensboro	L	4-13
M11	*at UNC Greensboro	L	9-14
M13	at Virginia Commonwealth	L	0-7
M14	at Norfolk State	W	11-2
M17	Lafayette	W	7-3
M17	Lafayette	W	3-2
M18	Lafayette	W	11-5 (7)
M24	*at Furman	W	5-2
M24	*at Furman	L	4-7
M25	*at Furman	W	6-4
M27	Brown	L	5-10
M28	Brown	W	7-3
A4	at Virginia Tech	L	3-7
A7	*Georgia Southern	L	4-18
A7	*Georgia Southern	L	4-9
A8	*Georgia Southern	L	14-21
A14	*at Appalachian State	L	6-9
A14	*at Appalachian State	W	10-9
A15	*at Appalachian State	L	5-17
A18	at William & Mary	L	1-12 (7)
A21	*Davidson	L	7-8
A22	*Davidson	L	4-17
A22	*Davidson	W	8-2
A24	Richmond	L	4-17
A27	*at College of Charleston	W	6-2
A28	*at College of Charleston	L	1-8
A29	*at College of Charleston	W	7-4
M2	Virginia Commonwealth	L	5-13
M5	*East Tenn. State	L	2-9
M5	*East Tenn. State	L	12-17
M6	*East Tenn. State	W	11-5
M12	*Western Carolina	L	3-5
M12	*Western Carolina	W	15-8
M13	*Western Carolina	L	3-6

% - Played in Tampa, Fla.

## 2002

10-41, 1-27 SoCon

Home: 8-17; Away: 2-24

Coach Tom Slater

F.8	at Samford	L	1-11
F9	at Samford	L	0-2
F9	at Samford	L	7-11
F15	Coppin State	W	10-0
F16	Coppin State	W	6-2
F19	at Richmond	L	1-9
F23	Howard	W	13-0
F23	Howard	W	11-5
F24	Howard	W	17-0
F26	George Mason	L	4-10
M3	Army	W	5-2
M3	Army	W	4-2
M5	Richmond	L	2-10



# YEAR-BY-YEAR RESULTS

M8	*at Georgia Southern	L	0-8
M9	*at Georgia Southern	L	1-13
M10	*at Georgia Southern	L	0-9
M13	at Old Dominion	L	7-8
M16	Lafayette	L	2-3
M16	Lafayette	L	2-9
M23	*at Wofford	L	4-5
M24	*at Wofford	L	3-9
M24	*at Wofford	L	6-7
M29	*UNC Greensboro	L	1-5
M30	*UNC Greensboro	L	1-6
A2	at Coppin State	W	28-0
A3	at Radford	L	1-2
A6	*Furman	L	0-12
A6	*Furman	L	6-9
A7	*Furman	L	5-15
A12	*at East Tenn. State	L	3-8
A13	*at East Tenn. State	L	1-17
A14	*at East Tenn. State	L	3-8
A17	at William & Mary	L	1-9
A20	*Appalachian State	L	6-16
A20	*Appalachian State	L	3-4
A24	at Virginia Commonwealth	L	0-5
A25	Norfolk State	W	7-5
A27	*at Davidson	L	2-12
A27	*at Davidson	L	1-10
A28	*at Davidson	L	6-7
M1	at Virginia Tech	L	5-7
M4	*at Western Carolina	L	0-10
M5	*at Western Carolina	L	2-6
M5	*at Western Carolina	W	7-4
M11	*College of Charleston	L	0-11
M11	*College of Charleston	L	7-9
M12	*College of Charleston	L	5-15
M15	at George Mason	L	5-15
M17	*The Citadel	L	2-12
M17	*The Citadel	L	4-12
M18	*The Citadel	L	5-11

## 2003

25-27, 16-14 SoCon

Home: 15-5 Away: 8-20 Neutral: 2-2

Coach: Tom Slater

J31	%at Florida State	L	4-12
F1	%at Florida State	L	1-5
F2	at Florida State	L	3-10
F8	at Samford	L	1-2
F8	at Samford	L	1-3
F9	at Samford	W	4-3
F21	at Norfolk State	W	5-0
M4	#Radford	L	1-2
M5	at Richmond	L	8-9
M7	*Davidson	W	6-1
M8	*Davidson	W	7-2
M9	*Davidson	W	9-7
M11	at Elon	L	4-5
M12	at N.C. State	L	4-9
M14	*at East Tenn. State	L	1-2
M15	*at East Tenn. State	W	3-1
M16	*at East Tenn. State	L	0-7
M18	Marist	W	8-4
M22	*Furman	L	1-7
M22	*Furman	W	8-5
M23	*Furman	W	4-3
M26	William & Mary	L	2-13
M28	*at Georgia Southern	L	0-2
M29	*at Georgia Southern	L	6-13
M30	*at Georgia Southern	L	2-3
A2	at Radford	W	11-6
A4	*UNC Greensboro	W	11-4
A5	*UNC Greensboro	L	3-8
A6	*UNC Greensboro	W	7-5
A12	Coppin State	W	16-6
A12	Coppin State	W	15-8
A15	at Virginia Tech	L	4-6
A18	*at Western Carolina	L	3-16

A19	*at Western Carolina	L	7-11
A20	*at Western Carolina	L	9-14
A22	at Virginia Commonwealth	L	0-1
A26	*Wofford	W	5-3
A26	*Wofford	L	5-11
A27	*Wofford	W	10-0
M3	*at Appalachian State	W	6-4
M3	*at Appalachian State	W	10-8
M4	*at Appalachian State	W	11-1
M10	*College of Charleston	L	6-18
M11	*College of Charleston	W	6-5
M12	*College of Charleston	W	5-3
M17	*at The Citadel	L	0-10
M17	*at The Citadel	W	7-6
M18	*at The Citadel	L	1-5

### SoCon Tournament (Charleston, S.C.)

M21	vs. Georgia Southern	L	4-6
M22	vs. The Citadel	W	2-1
M23	vs. Furman	W	2-1
M24	vs. UNC Greensboro	L	1-10

# - Game Later Forfeited

% - Played in Tampa, Fla.

## 2004

23-32, 4-20 Big South

Home: 18-12 Away: 5-20

Coach: Marlin Ikenberry

J31	at Florida State	L	7-8
F2	at Florida State	L	1-8
F7	at Mercer	L	0-4
F7	at Mercer	W	12-4
F8	at Mercer	W	6-0
F13	at Stetson	L	1-4
F15	at Stetson	W	19-13
F15	at Stetson	L	7-8
F20	Coppin State	W	17-2
F21	Coppin State	W	15-5
F22	Coppin State	W	16-3
F28	Lafayette	W	4-3
F28	Lafayette	W	7-6
F29	Lafayette	W	9-5
M3	at Richmond	L	3-6
M5	Norfolk State	W	9-4
M6	Norfolk State	W	7-6
M7	Norfolk State	W	9-8
M12	Binghamton	L	2-11
M13	Binghamton	W	6-2
M14	Binghamton	W	6-2
M17	Richmond	W	3-1
M19	*at Birmingham-Southern	L	4-6
M20	*at Birmingham-Southern	L	2-6
M21	*at Birmingham-Southern	L	3-6
M23	at Old Dominion	L	2-4
M27	Brown	W	12-7
M28	Brown	W	10-9
M28	Brown	L	3-7
M29	Brown	W	10-5
A2	*Radford	L	4-15
A3	*Radford	L	9-13
A4	*Radford	L	4-9
A9	*Coastal Carolina	L	5-8
A10	*Coastal Carolina	L	7-9
A10	*Coastal Carolina	W	4-3
A16	*at UNC Asheville	L	3-11
A17	*at UNC Asheville	L	5-6
A18	*at UNC Asheville	W	7-6
A20	at Virginia Commonwealth	L	4-5
A21	William & Mary	W	6-5
A23	*Winthrop	L	3-14
A24	*Winthrop	W	5-1
A25	*Winthrop	L	1-2
A28	at Virginia Tech	L	0-8
A30	*Charleston Southern	L	1-4
M1	*Charleston Southern	L	6-7
M2	*Charleston Southern	L	6-7
M8	*at High Point	L	4-14

M9	*at High Point	L	2-11
M10	*at High Point	W	10-2
M19	at William & Mary	L	8-13
M22	*at Liberty	L	4-8
M22	*at Liberty	L	4-10
M23	*at Liberty	L	6-7

## 2005

27-28, 11-13 Big South

Home: 19-8 Away: 8-18 Neutral: 0-2

Coach: Marlin Ikenberry

F4	at Florida State	L	2-8
F5	at Florida State	L	5-6
F6	at Florida State	L	0-15
F12	Hofstra	W	9-8
F12	Hofstra	L	4-5
F13	Hofstra	L	4-21
F18	at Vanderbilt	L	3-4
F19	at Vanderbilt	L	2-5
F23	at Richmond	W	17-7
F26	Coppin State	W	7-6
F26	Coppin State	W	5-4
F27	Coppin State	W	16-6
M6	Navy	W	4-0
M6	Navy	W	18-5
M7	Fairfield	W	20-2
M11	at Auburn	L	4-5
M12	at Auburn	L	0-12
M13	at Auburn	L	3-4
M16	Norfolk State	W	8-3
M18	*UNC Asheville	W	23-0
M19	*UNC Asheville	W	8-7
M20	*UNC Asheville	L	9-13
M22	at Norfolk State	W	7-4
M25	*at #21 Coastal Carolina	L	3-4
M26	*at #21 Coastal Carolina	W	3-2
M26	*at #21 Coastal Carolina	L	1-3
M30	at Virginia	L	1-2
A1	*Birmingham-Southern	L	1-4
A2	*Birmingham-Southern	L	5-6
A3	*Birmingham-Southern	L	3-15
A5	William & Mary	W	8-6
A8	Longwood	W	11-4
A9	Longwood	W	9-1
A10	Longwood	W	9-8
A15	*at Charleston Southern	W	4-1
A16	*at Charleston Southern	W	7-2
A16	*at Charleston Southern	L	0-2
A20	at William & Mary	L	6-12
A23	*at Winthrop	L	0-3
A23	*at Winthrop	L	1-6
A24	*at Winthrop	L	2-5
A27	at Virginia Tech	W	6-2
A30	*Liberty	L	5-9
M1	*Liberty	L	3-12
M1	*Liberty	W	11-9
M11	at Old Dominion	L	2-9
M13	*High Point	W	10-7
M14	*High Point	W	9-2
M15	*High Point	W	5-4
M17	Georgetown	W	16-7
M20	*at Radford	W	6-0
M21	*at Radford	W	5-4
M22	*at Radford	L	5-6

### Big South Tournament (Conway, S.C.)

M25	vs. Winthrop	L	1-11
M26	vs. Radford	L	7-8

## 2006

30-25, 9-15 Big South

Home: 24-8 Away: 6-17

Coach: Marlin Ikenberry

F3	at Auburn	L	0-7
F4	at Auburn	W	8-5
F5	at Auburn	W	10-8
F10	at Mercer	L	5-11



# YEAR-BY-YEAR RESULTS

F11	at Mercer	L	4-9
F12	at Mercer	W	5-4
F17	Coppin State	W	21-4
F19	Coppin State	W	10-8
F25	Lafayette	W	7-6
F25	Lafayette	W	5-4
F26	Lafayette	W	8-7
F28	at Richmond	W	6-0
M3	Albany	W	14-2
M4	Albany	W	8-3
M5	Albany	L	13-14
M8	Longwood	W	10-3
M11	Hartford	W	6-5
M11	Hartford	L	6-7
M12	Hartford	W	7-4
M15	Niagara	W	7-3
M17	*Charleston Southern	W	16-1
M18	*Charleston Southern	L	2-3 (10)
M19	*Charleston Southern	W	10-7
M22	Norfolk State	W	3-2 (10)
M26	Brown	W	7-6
M27	Brown	W	7-6
M31	*at Liberty	L	5-8
A1	*at Liberty	L	8-16
A2	*at Liberty	L	7-9
A5	at Virginia Tech	L	8-9
A7	*at High Point	L	1-5
A8	*at High Point	L	5-6
A9	*at High Point	W	9-2
A12	Richmond	W	15-9
A14	*Radford	W	14-6
A15	*Radford	W	11-4
A15	*Radford	L	7-12
A18	at Virginia	L	0-5
A22	*at Birmingham-Southern	W	13-1
A23	*at Birmingham-Southern	L	2-5
A24	*at Birmingham-Southern	L	3-7
A28	*at UNC Asheville	L	0-9
A29	*at UNC Asheville	L	4-10
A30	*at UNC Asheville	L	5-6
M6	*Coastal Carolina	W	8-2
M8	*Coastal Carolina	L	4-6 (10)
M8	*Coastal Carolina	L	0-2
M10	at Virginia Commonwealth	L	6-8
M12	North Carolina A&T	L	3-6
M13	North Carolina A&T	W	5-4
M13	North Carolina A&T	W	5-0
M17	at James Madison	L	1-2
M19	*#16 Winthrop	L	5-10
M20	*#16 Winthrop	W	10-4
M21	*#16 Winthrop	W	7-3

## 2007

**34-21, 10-11 Big South**

**Home: 23-7 Away: 11-12**

**Coach: Marlin Ikenberry**

F9	at Florida	W	5-3
F10	at Florida	W	7-4
F11	at Florida	L	0-7
F20	Bucknell	W	10-2
F21	at Richmond	W	2-1
F23	Niagara	L	1-8
F24	Niagara	W	8-4
F27	at #7 Virginia	L	3-5
M2	Rider	W	6-4
M3	Rider	W	9-3
M4	Rider	W	4-1
M6	Norfolk State	W	8-5
M9	Maryland-Eastern Shore	W	3-1
M10	Maryland-Eastern Shore	W	21-0
M11	Maryland-Eastern Shore	W	9-7
M13	at #10 Auburn	W	7-3
M14	at #10 Auburn	L	8-10
M17	*at Charleston Southern	W	7-2
M17	*at Charleston Southern	W	6-4
M18	*at Charleston Southern	W	10-7

M21	at Old Dominion	W	3-1
M23	*at Winthrop	L	2-4
M24	*at Winthrop	L	2-4
M25	*at Winthrop	L	5-9
M27	Virginia Commonwealth	W	5-3
M28	at William & Mary	L	3-4
M30	Savannah State	W	5-4
M31	Savannah State	W	15-2
A1	Savannah State	W	14-0
A3	#3 Virginia	W	5-2
A4	at Virginia Tech	L	6-13
A6	*High Point	W	6-3
A7	*High Point	W	7-6
A7	*High Point	L	3-11
A13	Coppin State	W	13-0
A13	Coppin State	W	10-0
A14	Coppin State	W	11-0
A18	Richmond	W	5-1
A20	*at #20 Coastal Carolina	L	5-7
A21	*at #20 Coastal Carolina	L	1-4
A22	*at #20 Coastal Carolina	L	3-12
A24	at Virginia Commonwealth	W	3-1
A27	*UNC Asheville	W	5-4
A28	*UNC Asheville	L	4-15
A29	*UNC Asheville	W	5-3
M9	Virginia Tech	L	0-9
M11	*at Radford	L	3-4
M12	*at Radford	W	12-9
M13	*at Radford	W	7-5
M15	Old Dominion	L	4-5
M18	*Liberty	L	0-4
M19	*Liberty	W	5-3
M20	*Liberty	L	9-10

## Big South Tournament (Rock Hill, S.C.)

M23	vs. Liberty	L	3-4
M24	vs. Coastal Carolina	L	2-4

## 2008

**29-26, 14-7 Big South**

**Home: 21-14 Away: 8-10 Neutral: 0-2**

**Coach: Marlin Ikenberry**

F23	Lafayette	W	7-1
F23	Lafayette	L	5-7
F24	Lafayette	L	9-11
F29	Binghamton	W	11-4
M1	Binghamton	L	3-4
M1	Binghamton	W	9-7
M2	Central Connecticut State	W	7-2
M6	at Auburn	L	3-9
M7	at Auburn	L	4-6
M8	at Auburn	L	1-10
M9	at Auburn	L	5-6
M11	Old Dominion	L	6-7
M12	at William & Mary	L	3-12
M14	Marshall	L	3-4
M15	Marshall	L	1-5
M16	Marshall	L	2-7
M19	at Norfolk State	W	11-2
M21	*at High Point	W	5-4
M22	*at High Point	W	5-3
M22	*at High Point	W	3-0
M25	William & Mary	W	9-8
M26	at James Madison	L	4-8
M28	*Winthrop	L	3-11
M29	*Winthrop	W	5-4
M30	*Winthrop	L	9-5
A1	Richmond	W	9-5
A2	at Old Dominion	W	7-3
A5	*Radford	W	4-3 (11)
A6	*Radford	W	9-5
A7	*Radford	W	3-2 (16)
A8	VCU	L	3-5
A11	*at UNC Asheville	L	5-8
A12	*at UNC Asheville	W	7-4
A13	*at UNC Asheville	W	10-3
A15	James Madison	W	6-4

A16	Norfolk State	W	10-7
A18	*at Liberty	L	0-8
A19	*at Liberty	W	6-5
A20	*at Liberty	L	1-6
A22	Coppin State	L	5-8
A23	Coppin State	W	13-4
A25	*#15 Coastal Carolina	L	2-5
A27	*#15 Coastal Carolina	W	4-3
A27	*#15 Coastal Carolina	L	1-12
A30	Virginia Tech	W	8-7
M9	Maryland-Eastern Shore	W	21-1
M10	Maryland-Eastern Shore	W	9-1
M11	Maryland-Eastern Shore	W	7-6
M13	at #28 Virginia	L	5-6
M14	Longwood	L	4-6
M16	*Charleston Southern	W	14-3
M17	*Charleston Southern	W	10-2
M18	*Charleston Southern	W	9-7

## Big South Tournament (Danville, Va.)

M21	vs. Winthrop	L	2-7
M22	vs. Coastal Carolina	L	1-3

## 2009

**18-35, 10-15 Big South**

**Home: 11-13 Away: 6-20 Neutral: 1-2**

**Coach: Marlin Ikenberry**

F20	at #1 North Carolina	L	3-13
F21	at #1 North Carolina	L	0-6
F22	at #1 North Carolina	L	3-11
F24	Old Dominion	W	4-3 (11)
F25	at Richmond	L	4-10
F27	Youngstown State	L	6-7
F28	Youngstown State	L	4-9
M4	William & Mary	W	7-4
M6	Rider	W	7-4 (12)
M7	Rider	W	17-11
M7	Rider	L	8-12
M8	Rider	W	12-11
M10	at Norfolk State	W	4-3
M11	at #18 Virginia	L	3-10
M14	*at Presbyterian	W	14-4
M15	*at Presbyterian	W	12-10
M17	at Virginia Tech	L	5-14
M18	at Virginia Tech	L	3-7
M20	*UNC Asheville	W	6-1
M21	*UNC Asheville	W	13-2
M22	*UNC Asheville	L	4-9
M24	Richmond	L	1-2 (11)
M27	*at Charleston Southern	L	5-9 (10)
M29	*at Charleston Southern	W	11-5
M29	*at Charleston Southern	L	2-7
M31	at VCU	L	8-17
A3	*Liberty	W	13-6
A4	*Liberty	L	7-9
A5	*Liberty	L	3-4
A8	VCU	L	3-9
A10	*Gardner-Webb	W	21-3
A11	*Gardner-Webb	L	5-8
A11	*Gardner-Webb	L	4-15
A14	at James Madison	L	2-20
A15	Longwood	L	8-11
A17	*at Radford	L	3-5
A18	*at Radford	L	3-4 (10)
A19	*at Radford	L	4-10
A21	at Old Dominion	L	2-6 (10)
A22	Norfolk State	W	6-5
A24	*at Winthrop	L	10-11
A25	*at Winthrop	W	6-5
A26	*at Winthrop	W	6-5
A28	at William & Mary	L	9-10
A29	James Madison	L	5-8
M9	*at #23 Coastal Carolina	L	7-20
M10	*at #23 Coastal Carolina	L	0-8
M10	*at #23 Coastal Carolin	L	2-4
M14	*High Point	W	13-2
M15	*High Point	L	2-3



# YEAR-BY-YEAR RESULTS

## Big South Tournament (Asheville, N.C.)

M19	vs. Gardner-Webb	W	13-4
M20	vs. #18 Coastal Carolina	L	4-9
M21	vs. Winthrop	L	4-8

\* - Big South Conference Game

## 2010

### 33-22, 14-16 Big South

Home: 21-13 Away: 11-8

Coach: Marlin Ikenberry

F20	!Bucknell	W	9-4
F20	!Bucknell	W	6-5
F21	!Bucknell	W	8-2
F27	Lafayette	W	16-8
F27	Lafayette	W	14-2
F28	Lafayette	W	7-6
M2	at Maryland	W	7-6 (11)
M5	Maryland Eastern Shore	W	18-4
M6	Maryland Eastern Shore	W	20-1
M7	Maryland Eastern Shore	W	8-4
M8	Bryant	L	5-8
M11	La Salle	W	12-8
M13	La Salle	W	5-3
M13	La Salle	W	14-4
M14	La Salle	W	11-1
M16	at The Citadel	W	4-3
M17	at The Citadel	W	12-1
M19	*at High Point	W	5-4
M20	*at High Point	W	5-2
M21	*at High Point	L	14-15
M24	at James Madison	L	13-17
M26	*Charleston Southern	W	13-3
M27	*Charleston Southern	L	0-1
M27	*Charleston Southern	W	7-2
M30	Virginia Tech	L	3-11
A2	*UNC Asheville	W	7-5
A3	*UNC Asheville	W	7-2
A3	*UNC Asheville	W	2-1
A6	Longwood	W	14-1
A7	James Madison	W	3-2
A9	*at Gardner-Webb	W	7-5
A10	*at Gardner-Webb	W	13-6
A11	*at Gardner-Webb	W	16-10
A14	#1 Virginia	W	12-3
A16	*at Liberty	L	9-12
A17	*at Liberty	L	6-9
A18	*at Liberty	L	8-13
A20	VCU	L	4-11
A23	*#7 Coastal Carolina	L	0-7
A24	*#7 Coastal Carolina	L	2-3
A25	*#7 Coastal Carolina	L	2-6
A27	Virginia Tech	L	2-9
A28	at VCU	L	3-7
A30	*Radford	L	2-9
M1	*Radford	L	6-15
M2	*Radford	W	7-5
M14	*Winthrop	L	5-6
M15	*Winthrop	L	2-8
M16	*Winthrop	W	7-5
M20	*Presbyterian	W	10-7
M21	*Presbyterian	L	7-23
M21	*Presbyterian	L	0-6

## Big South Tournament (Rock Hill, S.C.)

M25	vs. UNC Asheville	W	7-4
M26	vs. #4 Coastal Carolina	L	2-11
M27	at Winthrop	L	6-11

! - Played at Prince George, Va.

\* - Big South Conference Game

## 2011

### 27-24-1, 14-13 Big South

Home: 15-9 Away: 10-15-1 Neutral: 2-0

Coach: Marlin Ikenberry

F18	at #10 Florida State	L	0-12
F19	at #10 Florida State	L	2-9
F20	at #10 Florida State	L	0-15

F22	William & Mary	W	4-1
F23	at #10 Virginia	L	3-4
F25	Binghamton	W	5-3
F26	Binghamton	L	1-7
F26	Binghamton	W	2-0 (7)
F27	Binghamton	W	9-2
M1	at Richmond	T	6-6
M4	Bucknell	W	6-5
M5	Bucknell	L	2-4
M5	Bucknell	W	7-3 (7)
M8	at #27 James Madison	W	8-2
M11	vs. New Mexico St.	W	7-2
M12	vs. New Mexico St.	W	5-0
M12	at Oregon State	L	3-13
M13	at Oregon State	L	1-5
M18	*at Winthrop	L	1-2
M19	*at Winthrop	L	6-7 (10)
M20	*at Winthrop	W	10-2
M22	at Longwood	W	5-4
M25	*at Presbyterian Coll.	W	5-2
M27	*at Presbyterian Coll.	W	8-4
M27	*at Presbyterian Coll.	L	4-5
A1	*Gardner-Webb	W	11-8
A2	*Gardner-Webb	L	7-10
A3	*Gardner-Webb	L	10-14
A6	Virginia Tech	L	2-11
A8/9	*at Radford	W	10-7
A10	*at Radford	L	5-6
A10	*at Radford	L	5-14
A13	at William & Mary	W	5-1
A15	*at Charleston Southern	W	11-0
A16	*at Charleston Southern	W	15-12
A17	*at Charleston Southern	W	9-1
A19	at VCU	L	2-4
A22	*Liberty	L	2-3
A23	*Liberty	L	6-8
A23	*Liberty	W	3-1
A26	*James Madison	W	10-4
A29	*at Coastal Carolina	L	2-8
A30	*at Coastal Carolina	L	2-4
M1	*at Coastal Carolina	L	0-5
M11	Longwood	W	12-5
M13	*UNC Asheville	W	9-7
M14	*UNC Asheville	W	15-1
M15	*UNC Asheville	W	10-2
M19	*High Point	L	5-6
M20	*High Point	W	4-0
M21	*High Point	W	17-12

## Big South Tournament (Lexington, Va.)

M24	#6 Radford	L	1-3
-----	------------	---	-----

\* - Big South Conference Game

## 2012

### 16-36, 7-17 Big South

Home: 14-14 Away: 2-20 Neutral: 0-2

Coach: Marlin Ikenberry

F17	at #2 South Carolina	L	1-2
F18	at #2 South Carolina	L	2-3
F18	at #2 South Carolina	L	1-13
F24	vs. Lafayette	W	8-0
F25	vs. Lafayette	L	5-12
F26	vs. Lafayette	L	4-5
F28	at William & Mary	L	2-10
M3	vs. Hartford	W	6-4
M3	vs. Hartford	W	6-5
M4	vs. Hartford	W	9-7
M6	vs. William & Mary	L	2-6
M9	vs. Youngstown State	W	9-4
M10	vs. Youngstown State	W	11-3
M11	vs. Youngstown State	L	2-10
M13	at Old Dominion	L	12-13 (10)
M14	vs. Old Dominion (Hampton, Va.)	L	3-8
M16	at UNC Asheville*	L	4-5 (10)
M17	at UNC Asheville*	L	4-6
M18	at UNC Asheville*	L	5-9
M21	at Virginia	L	3-12

M23	Presbyterian College*	W	10-5
M24	Presbyterian College*	W	5-4
M25	Presbyterian College*	W	10-7
M30	at High Point*	L	3-12
M31	at High Point*	L	0-2
A1	at High Point*	L	2-5
A3	vs. Richmond	W	4-3
A6	vs. Winthrop*	W	10-4
A7	vs. Winthrop*	L	5-6
A7	vs. Winthrop*	L	4-7
A10	at VCU	L	1-18
A11	Longwood	L	6-8
A13	at Coastal Carolina*	L	2-3
A14	at Coastal Carolina*	L	0-3
A15	at Coastal Carolina*	L	2-3
A20	vs. Campbell*	L	4-6
A20	vs. Campbell*	W	3-2
A21	vs. Campbell*	W	8-7
A24	at Longwood	W	6-2
A25	vs. James Madison	L	4-5 (13)
A27	at Gardner-Webb*	L	3-4 (10)
A28	at Gardner-Webb*	L	4-5
A29	at Gardner-Webb*	L	4-6
M1	vs. VCU	L	3-6
M2	at Virginia Tech	L	0-18
M11	vs. Charleston Southern*	W	6-5
M12	vs. Charleston Southern*	L	1-8
M13	vs. Charleston Southern*	L	0-6
M17	vs. VCU	L	2-7
M18	vs. E. Carolina (Richmond, Va.)	L	8-14
M18	at VCU	W	7-6

\* - Big South Conference Game

## 2013

### 20-35, 6-18 Big South

Home: 13-16 Away: 7-19 Neutral: 0-0

Coach: Marlin Ikenberry

F15	at Alabama	L	3-8
F16	at Alabama	L	5-10
F17	at Alabama	L	4-7
F20	at Richmond	L	4-5
F23	Buffalo	W	6-4
F24	Buffalo	L	3-10
F24	Maryland-Eastern Shore	W	10-1
F25	Maryland-Eastern Shore	W	17-4
F27	Old Dominion	L	5-11
M1	Binghamton	W	3-2
M2	Binghamton	L	7-9 (12)
M3	Binghamton	L	6-11 (7)
M3	Binghamton	W	6-4
M8	at Western Kentucky	L	5-13
M9	at Western Kentucky	L	3-4
M10	at Western Kentucky	L	2-7
M12	at James Madison	L	8-11
M13	at William & Mary	W	6-2
M15	at Radford*	L	4-8
M16	at Radford*	L	3-4 (10)
M16	at Radford*	W	10-4
M19	Norfolk State	W	17-6
M20	Richmond	W	9-5
M22	at Longwood*	W	1-0
M23	at Longwood*	L	3-4
M23	at Longwood*	W	13-1
M26	at Virginia Tech	W	8-0
M29	Coastal Carolina*	L	2-3 (12)
M30	Coastal Carolina*	L	1-6
M30	Coastal Carolina*	W	10-9 (10)
A2	James Madison	W	9-7
A3	at #4 Virginia	L	6-8
A5	VCU	W	6-2
A6	VCU	W	5-4
A7	VCU	L	4-8
A9	William & Mary	W	4-2
A13	at Charleston Southern*	W	4-2 (10)
A13	at Charleston Southern*	L	4-6
A14	at Charleston Southern*	L	4-7



# YEAR-BY-YEAR RESULTS

A17	at VCU	L	4-5 (11)
A19	at Campbell*	L	1-2
A20	at Campbell*	L	3-4
A21	at Campbell*	L	1-8
A23	Virginia Tech	L	6-9
A24	at Norfolk State	W	9-4
A26	Liberty*	L	0-4
A27	Liberty*	L	6-11
A27	Liberty*	L	7-13
A30	at Old Dominion	L	3-7
M10/11	Winthrop*	L	1-4
M11	Winthrop*	W	7-0
M12	Winthrop*	L	4-5
M16/17	High Point*	L	2-6
M17	High Point*	L	2-6
M18	High Point*	L	4-6

\* - Big South Conference Game

## 2014

25-23, 11-16 Big South

Home: 17-10 Away: 7-12 Neutral: 1-1

Coach: Marlin Ikenberry

F14	at UNC Wilmington+	L	3-5
F15	vs. #1 Virginia+	L	0-12
F16	vs. Kentucky+	W	10-9
F21	Lafayette	W	3-0
F22	Lafayette	W	10-3
F23	Lafayette	W	3-1
F25	at #1 Virginia+	W	3-2
F28	Buffalo	W	2-0
M1	Maryland-Eastern Shore	W	17-0
M1	Buffalo	L	5-6
M5	at Wake Forest	L	3-9
M8	Binghamton (Game 1)	L	2-10
M8	Binghamton (Game 2)	W	4-2
M9	Binghamton	W	4-1
M11	at Old Dominion	L	4-5
M12	at Old Dominion	L	5-15
M14	Radford*	L	1-6
M15	Radford* (Game 1)	L	1-5
M15	Radford* (Game 2)	W	9-8
M21	Presbyterian*	W	15-2
M22	Presbyterian*	W	6-5
M23	Presbyterian*	W	5-4
M28	at Gardner-Webb*	W	9-3
M29	at Gardner-Webb*	L	2-5
M30	at Gardner-Webb*	W	6-2
A2	at VCU	W	8-6 (12)
A4	at Liberty*	L	0-5
A5	at Liberty*	L	0-4
A6	at Liberty*	L	0-17
A8	William & Mary	W	5-1
A9	Richmond	W	4-2
A11	at High Point*	L	1-2
A12	at High Point*	W	4-3
A13	at High Point*	W	4-2 (16)
A17	Longwood*	W	3-1
A18	Longwood*	L	4-6
A19	Longwood*	L	0-3
A22	at James Madison	W	6-1
A25	at Winthrop*	L	0-1
A26	at Winthrop*	L	3-6
A27	at Winthrop*	L	2-3
M9	Campbell*	L	2-6
M10	Campbell*	L	2-3
M11	Campbell*	L	6-7 (10)
M13	Old Dominion	W	4-3
M16	Charleston Southern*	W	7-6
M17	Charleston Southern* (G1)	L	2-11
M17	Charleston Southern* (G2)	W	4-3

\* - Big South Conference Game

+ - Hughes Brothers Tournament

## 2015

21-30, 12-12 SoCon

Home: 6-17 Away: 14-12 Neutral: 1-1

Coach: Jonathan Hadra

F13	at North Florida	W	3-1
F14	at North Florida	L	11-16
F15	at North Florida	W	2-1
F17	at William & Mary	PPD	
F20	Buffalo	CLD	
F21	UMES	CLD	
F21	Buffalo	CLD	
F22	UMES	CLD	
F22	James Madison	CLD	
F23	James Madison	PPD	
F24	James Madison	PPD	
F25	at William & Mary	CLD	
F28	Hofstra	CLD	
F28	Hofstra	CLD	
M1	Hofstra	CLD	
M3	at #1 Virginia	PPD	
M4	at #1 Virginia	PPD	
M8	Binghamton (Game 1)	W	15-4
M8	Binghamton (Game 2)	L	3-7 (7)
M9	Binghamton	L	6-13
M11	at James Madison	W	7-3
M13	Central Conn. State	L	1-3
M15	Central Conn. State (Game 1)	L	5-6
M15	Central Conn. State (Game 2)	L	2-4 (7)
M17	at Old Dominion	L	5-8
M18	at Old Dominion	L	6-7
M20	at Wofford*	L	2-5
M21	at Wofford*	L	7-8
M22	at Wofford*	W	2-1
M24	at VCU	L	0-18
M25	Old Dominion	L	3-11
M27	Samford*	L	2-15
M28	Samford*	W	6-2
M29	Samford*	L	5-10
M31	at Virginia Tech	L	5-6
A1	at #12 Virginia	W	7-6
A3	at Furman*	L	2-7
A4	at Furman* (Game 1)	W	13-10
A4	at Furman* (Game 2)	W	12-11
A7	Radford	L	2-6
A10	East Tennessee State*	L	4-8
A11	East Tennessee State*	L	6-9
A12	East Tennessee State*	W	5-4
A14	VCU	CLD	
A15	Richmond	L	5-10
A17	at Gardner-Webb	L	1-3
A18	at Gardner-Webb (Game 1)	W	4-3
A18	at Gardner-Webb (Game 1)	W	7-3
A21	William & Mary	L	2-8
A24	at The Citadel*	W	8-7
A26	at The Citadel*	W	10-6
A26	at The Citadel*	W	3-2
A28	at Radford	L	3-6
M1	Mercer*	L	2-7
M2	Mercer*	L	6-7
M3	Mercer*	L	11-16
M8	UNCG*	W	11-3
M9	UNCG*	W	8-2
M10	UNCG*	L	11-13
M12	James Madison	W	10-6
M14	at Western Carolina*	W	18-4
M15	at Western Carolina* (Game 1)	W	11-6
M15	at Western Carolina* (Game 2)	L	6-11

SoCon Tournament (Charleston, S.C.)

M20 vs. #5 UNCG PPD

M21 vs. #5 UNCG W 6-5

M22 vs. #1 Mercer L 7-19

M22 at #8 The Citadel L 5-10

\* - Southern Conference Game

## 2016

21-35, 4-20 SoCon

Home: 16-15 Away: 3-18 Neutral: 2-2

Coach: Jonathan Hadra

F19	vs. UMBC& (G1)	L	4-5
-----	----------------	---	-----

F19	vs. UMBC& (G2)	W	9-3 (7)
F20	vs. Georgetown&	W	4-0
F32	at Wake Forest&	L	4-8
F23	at #4 Virginia	L	1-18
F26	Lafayette	W	8-2
F27	Lafayette	W	4-2
F28	Lafayette	W	8-5
M1	at Richmond	L	3-15
M2	Longwood	L	2-5
M4	Binghamton	PPD	
M5	Binghamton (G1)	W	15-9
M5	Binghamton (G2)	L	10-15
M6	Binghamton	W	2-1 (10)
M8	James Madison	L	8-12
M11	Maryland-Eastern Shore	W	23-2
M12	Maryland-Eastern Shore	W	7-3
M13	Maryland-Eastern Shore	W	14-1 (7)
M15	VCU	L	7-11
M16	George Mason	W	20-17
M18	Rider (G1)	W	5-2
M18	Rider (G2)	L	1-2 (7)
M19	Rider	PPD	
M20	Rider	W	4-1
M22	at Old Dominion	L	2-8
M23	at Old Dominion	L	5-6
M25	The Citadel*	L	2-10
M26	The Citadel*	W	8-3
M27	The Citadel*	L	2-4
M29	Virginia Tech	W	5-3
M30	at Longwood	L	9-10 (11)
A1	at UNCG*	L	4-10
A2	at UNCG*	L	6-11
A3	at UNCG*	L	1-6
A5	at Radford	W	8-7
A8	Western Carolina*	L	1-7
A9	Western Carolina*	PPD	
A10	Western Carolina* (G1)	L	7-21
A10	Western Carolina* (G2)	L	11-14
A12	at James Madison	L	10-11
A15	at Mercer*	PPD	
A16	at Mercer* (G1)	L	6-10
A16	at Mercer* (G2)	W	4-3
A17	at Mercer*	L	2-7
A19	Old Dominion	W	8-6
A22	Wofford*	L	3-5
A23	Wofford*	L	7-10
A24	Wofford	L	4-12
A26	at VCU	L	5-8 (7)
A29	at ETSU*	L	5-15
A30	at ETSU*	L	6-9
M1	at ETSU*	L	7-13
M11	Radford	W	4-3
M13	Furman*	W	10-6
M14	Furman*	L	4-15
M15	Furman*	L	1-3
M17	at Virginia Tech	CLD	
M19	at Samford* (G1)	L	6-7 (10)
M19	at Samford* (G2)	L	0-7
M20	at Samford*	PPD	
M21	at Samford*	W	6-5 (10)

SoCon Tournament (Greenville, S.C.)

M24 vs. #8 The Citadel L 2-3 (10)

\* - Southern Conference Game

& - Wake Forest Tournament

## 2017

24-34, 7-17 SoCon

Home: 13-14 Away: 8-16 Neutral: 3-4

Coach: Jonathan Hadra

F17	vs. Appalachian State&	W	11-5
F18	at #24 UNC Wilmington&	L	3-4
F18	vs. Appalachian State&	L	1-3
F19	vs. George Mason&	L	1-21
F21	at #13 Virginia	W	7-9
F24	Bucknell	W	6-1
F25	Bucknell	W	10-2



# YEAR-BY-YEAR RESULTS

F26	Bucknell	L	0-4
M1	William & Mary	CLD	
M3	George Washington	W	10-0
M4	George Washington	L	5-6
M5	George Washington	W	13-8
M10	Quinnipiac	L	5-8 (11)
M11	Quinnipiac	W	9-5
M12	Quinnipiac	W	13-7
M14	at Old Dominion	L	2-14
M15	at Old Dominion	CLD	
M17	at Elon	L	2-3
M18	at Elon	W	10-4
M19	at Elon	L	3-8
M21	Richmond	W	6-3
M22	at William & Mary	L	0-7
M24	at The Citadel*	L	0-3
M25	at The Citadel*	W	4-1 (12)
M26	at The Citadel*	L	2-4
M28	at James Madison	W	6-1
M29	at Longwood	W	6-4
M31	Samford*	W	4-0
A1	Samford*	L	1-2
A2	Samford*	L	8-9
A4	Longwood	W	4-3
A5	Old Dominion	W	17-14
A7	at Wofford*	W	4-3
A8	at Wofford*	W	8-1
A9	at Wofford*	L	3-13 (8)
A13	Mercer*	L	6-10
A14	Mercer*	L	6-9
A15	Mercer*	L	5-17 (8)
A18	at VCU	L	4-5
A21	at Western Carolina*	L	1-9
A21/22	at Western Carolina*	L	3-19
A22	at Western Carolina*	L	5-10
A28	at Radford	W	7-5 (13)
A29	at Radford	L	3-9
A30	Radford	L	9-15
M2	VCU	L	4-11
M5	UNCG*	W	7-3
M6	UNCG*	W	8-7 (10)
M7	UNCG*	L	5-8
M12	at Furman*	PPD	
M13	at Furman (Game 1)*	L	1-4
M13	at Furman (Game 2)*	L	2-8
M14	at Furman*	W	9-7
M16	James Madison	W	7-6
M18	ETSU*	L	5-7
M19	ETSU*	L	12-14
M20	ETSU*	L	3-9

## SoCon Tournament (Greenville, S.C.)

M23	vs. #8 The Citadel	W	8-0
M24	vs. #1 Mercer	L	6-11
M25	vs. #5 Wofford	W	6-5 (10)
M26	vs. #7 ETSU	L	11-12

\* - Southern Conference Game

## & - UNC Wilmington Tournament

## 2018

26-27, 12-12 SoCon

Home: 16-9 Away: 10-16 Neutral: 0-2

Coach: Jonathan Hadra

F16	at #19 South Carolina	W	7-6
F17	at #19 South Carolina	L	2-7
F18	at #19 South Carolina	L	0-9
F20	at #15 Virginia	W	9-4
F23	Lafayette (Game 1)	W	10-5
F23	Lafayette (Game 2)	W	8-1
F24	Lafayette	PPD	
F25	Lafayette	W	11-6
F27	at #14 Virginia	L	9-10
M2	Oakland	PPD	
M3	Oakland (Game 1)	L	10-11
M3	Oakland (Game 2)	W	11-1
M4	Oakland	W	11-8
M6	at Richmond	PPD	

M9	UMass Lowell	L	4-8
M10	UMass Lowell (Game 1)	L	5-9
M10	UMass Lowell (Game 2)	W	6-3
M14	at Old Dominion	L	4-19
M16	at George Washington	W	9-7
M17	at George Washington	L	5-8
M18	at George Washington	L	2-4
M20	Radford	PPD	
M21	VCU	CLD	
M23	at UNCG (Game 1)*	L	1-9
M23	at UNCG (Game 2)*	L	3-6 (10)
M24	at UNCG*	PPD	
M25	at UNCG*	W	8-7
M27	Radford	L	6-8 (11)
M28	James Madison	CLD	
M30	The Citadel*	L	0-5
M31	The Citadel*	W	12-3
A1	The Citadel*	W	12-4
A3	at Longwood	W	12-6
A4	at James Madison	L	3-4
A6	at ETSU*	W	8-7
A7	at ETSU	PPD	
A8	at ETSU (Game 1)*	L	4-6
A8	at ETSU* (Game 2)	L	3-7
A10	Longwood	L	9-11
A11	at VCU	W	4-1
A13	Western Carolina*	W	11-7
A14	Western Carolina (Game 1)*	W	12-9
A14	Western Carolina (Game 2)*	W	5-4 (7)
A18	at Richmond	W	11-2 (10)
A20	Furman*	W	12-1
A21	Furman*	W	13-7
A22	Furman*	L	1-19 (7)
A25	Virginia Tech	W	9-7
A27	at Mercer*	W	4-1
A28	at Mercer*	L	4-9
A29	at Mercer*	L	3-11
M1	at Virginia Tech	L	3-8
M2	Old Dominion	W	7-6
M11	Wofford*	W	12-4
M12	Wofford*	L	4-8
M13	Wofford*	L	10-12 (11)
M14	Radford	CLD	
M17	at Samford*	L	2-9
M18	at Samford*	L	6-10
M19	at Samford*	W	8-2

## SoCon Tournament (Greenville, S.C.)

M23	vs. #5 Mercer	L	0-19 (7)
M24	vs. #1 UNCG	L	7-11

\* - Southern Conference Game

## 2019

17-41, 9-15 SoCon

Home: 9-21 Away: 6-18 Neutral: 2-2

Coach: Jonathan Hadra

F15	vs. St. Joes (@ UNCW)	W	9-3
F15	at UNC-Wilmington	L	2-5
F17	vs. St. Joes (@ UNCW)	W	9-4
F17	at UNC-Wilmington	L	3-5
F19	at Virginia	L	0-9
F22	at Clemson	L	6-8
F23	at Clemson	L	2-8
F24	at Clemson	L	6-11
F26	at James Madison	L	4-5
F27	at Old Dominion	L	0-5
M2	Northern Kentucky	W	8-3
M2	Northern Kentucky	L	6-7
M9	Binghamton	L	2-4
M9	Binghamton	L	4-8
M10	Binghamton	L	1-2
M13	Marshall	L	6-7
M15	Lehigh	L	0-1 (11)
M16	Lehigh	L	13-15 (10)
M17	Lehigh	W	11-1
M19	Radford	L	5-14
M22	at The Citadel*	W	9-5

M23	at The Citadel*	L	0-1
M24	at The Citadel*	L	2-3 (10)
M26	at VCU	L	2-15
M27	James Madison	L	8-9
M29	Samford*	L	4-13
M30	Samford*	L	0-4
M31	Samford*	W	5-4
A2	Virginia Tech	L	1-13
A5	ETSU*	W	7-6
A6	ETSU*	L	3-14
A7	ETSU*	W	6-0
A9	at Radford	L	5-7
A12	at Wofford*	L	4-19
A13	at Wofford*	L	4-15
A13	at Wofford	W	5-4
A16	Richmond	W	11-10 (11)
A18	Mercer*	L	1-2
A18	Mercer*	L	0-3
A20	Mercer*	L	6-15
A23	at Virginia Tech	L	9-10
A26	at Western Carolina*	W	15-11 (11)
A27	at Western Carolina*	L	5-14
A28	at Western Carolina*	W	9-8 (10)
A30	at Longwood	W	14-7
M1	VCU	L	2-11
M3	at Furman*	W	10-4
M4	at Furman*	L	4-11
M5	at Furman*	L	5-13
M10	UNCG*	W	6-5
M11	UNCG*	L	1-6
M12	UNCG*	L	3-13 (7)
M14	Old Dominion	8-17	
M16	Eastern Illinois	W	5-4
M17	Eastern Illinois	W	7-3
M18	Eastern Illinois	L	5-13

## SoCon Tournament (Greenville, S.C.)

M22	vs. #3 Wofford	L	7-12
M23	vs. #2 UNCG	L	2-4

\* - Southern Conference Game

## 2020

4-13, 0-0 SoCon

Home: 3-7 Away: 1-6 Neutral: 0-0

Coach: Jonathan Hadra

F14	at North Florida	L	4-5
F15	at North Florida	L	2-6
F16	at North Florida	W	5-1
F18	at Virginia	L	3-4
F21	Lafayette	L	0-5
F22	Lafayette	W	9-1
F23	Lafayette	L	2-4
F25	at James Madison	L	2-4
F28	Quinnipiac	L	3-10
M1	Quinnipiac	W	7-3 (7)
M1	Quinnipiac	W	14-7
M3	at Old Dominion	L	2-17
M6	Binghamton	L	2-8
M7	Binghamton	L	3-12
M8	Binghamton	L	2-7
M10	James Madison	L	3-10
M11	North Carolina	L	2-9

\*Remainder of season cancelled due to Covid-19\*

## 2021

18-29, 13-17 SoCon

Home: 11-14 Away: 7-15 Neutral: 0-0

Coach: Jonathan Hadra

F23	at Virginia	L	5-14
F25	NJIT (Game 1)	L	5-16
F25	NJIT (Game 2)	W	2-1
F26	NJIT	W	8-7 (5)
M2	at VCU	L	8-10
M5	VCU	L	2-17
M6	at Richmond	L	3-10
M7	VCU	L	7-18
M11	at James Madison	L	5-9



# YEAR-BY-YEAR RESULTS

M 13	James Madison	W 17-7
M 14	James Madison	L 7-12
M 16	Radford	L 3-12
M 17	at George Washington	W 8-1
M 19	at ETSU*	L 0-4
M 20	at ETSU (Game 1)*	W 6-3
M 20	at ETSU (Game 2)*	L 2-7
M 23	Richmond	L 4-8
M 26	UNCG*	W 6-5
M 27	UNCG (Game 1)*	L 2-13
M 27	UNCG (Game 2)*	L 3-11
A 2	at Samford (Game 1)*	L 4-11
A 2	at Samford (Game 2)*	L 6-7 (10)
A 3	at Samford*	L 6-7
A 10	at Western Carolina*	L 0-3 (5)
A 11	at Western Carolina (G1)*	L 8-9
A 11	at Western Carolina (G2)*	L 12-16
A 16	Mercer*	W 4-3
A 17	Mercer (Game 1)*	W 5-4
A 17	Mercer (Game 2)*	W 10-0 (7)
A 20	at Virginia Tech	L 5-7
A 23	Wofford (Game 1)*	L 1-7
A 23	Wofford (Game 2)*	W 11-7
A 24	Wofford*	L 2-3
A 27	at VCU	L 5-15
A 30	at The Citadel*	W 13-5 (8)
M 1	at The Citadel (Game 1)*	W 9-5
M 1	at The Citadel (Game 2)	W 5-4
M 7	Samford (Game 1)*	L 1-25 (7)
M 7	Samford (Game 2)	L 5-11
M 8	Samford*	L 1-18 (7)
M 11	Norfolk State	W 9-5
M 14	ETSU*	W 6-5
M 15	ETSU (Game 1)*	W 3-1
M 15	ETSU (Game 2)*	L 6-9
M 20	at UNCG*	L 5-7
M 21	at UNCG (Game 1)*	W 3-2
M 21	at UNCG (Game 2)*	W 8-4

\* - Southern Conference Game

## 2022

16-40, 6-15 SoCon

Home: 10-16 Away: 6-23 Neutral 0-1

Coach: Jonathan Hadra

F18	at Duke	W 10-5
F19	at Duke	L 1-9
F20	at Duke	L 7-8
F23	at Virginia	L 0-14
F25	Lafayette	W 8-1
F26	Lafayette	W 13-7
F27	Lafayette	W 13-3
M1	at James Madison	L 4-28
M4	Binghampton	W 13-9
M5	Binghampton	W 13-1
M6	Binghampton	L 7-8
M8	Penn State	W 11-4
M9	Holy Cross	L 1-5
M11	Lehigh	L 0-8
M11	Lehigh	W 11-7
M15	at North Carolina	L 1-5
M18	Rider	L 9-11
M19	Rider	L 4-11
M20	Rider	L 11-12
M22	at Old Dominion	L 2-6
M25	at Georgetown	L 2-6
M26	at Georgetown	L 5-9
M26	at Georgetown	L 7-9
M29	Virginia Tech	L 4-13
M30	at Radford	L 11-12
A1	at UNC-Wilmington	L 1-18
A2	at UNC-Wilmington	L 6-9
A3	at UNC Wilmington	L 1-6
A5	at VCU	W 4-1
A6	James Madison	L 2-12
A8	at Samford*	L 2-4
A9	at Samford*	L 0-7

A10	at Samford*	W 1-0
A12	VCU	L 4-6
A14	The Citadel*	W 5-2
A15	The Citadel*	W 3-2
A16	The Citadel*	L 5-22
A19	at Virginia Tech	L 6-9
A22	at ETSU*	L 8-9 (10)
A23	at ETSU*	L 5-10
A24	at ETSU*	L 4-10
A29	Western Carolina*	L 6-7
A30	Western Carolina*	W 14-8
M1	Western Carolina*	L 5-8 (10)
M3	at Richmond	W 19-6
M6	at UNCG*	L 1-12
M7	at UNCG*	W 3-1
M8	at UNCG*	L 3-7
M13	at Mercer*	W 10-9
M14	at Mercer*	L 1-4
M15	at Mercer*	L 7-8 (13)
M17	Old Dominion	L 6-8
M19	Wofford*	L 2-19
M20	Wofford*	L 3-4
M21	Wofford*	L 3-17 (7)

SoCon Tournament (Greenville, S.C.)

M25 Western Carolina L 1-4

\* - Southern Conference Game

## 2023

24-27, 9-11 SoCon

Home: 20-13 Away: 6-15 Neutral 0-1

Coach: Sam Roberts

F17	at Mississippi St.	L 2-11
F18	at Mississippi St.	W 14-13
F19	at Mississippi St.	L 3-9
F21	at Old Dominion	L 8-15
F24	Holy Cross	W 9-0 (7)
F24	Holy Cross	W 12-3
F25	Holy Cross	W 11-10
F26	Holy Cross	W 11-6
F28	at Virginia	L 0-3
M1	Richmond	W 10-2
M4	Coppin State	W 8-3 (7)
M4	Coppin State	W 6-4
M5	Coppin State	W 14-11
M7	at James Madison	L 4-9
M10	at Radford	L 8-9
M11	Radford	L 6-7 (7)
M11	Radford	W 17-7 (8)
M15	James Madison	L 3-9
M17	Norfolk State	W 14-4 (7)
M18	Norfolk State	W 11-9
M19	Norfolk State	W 15-4 (7)
M22	at Virginia Tech	L 0-11
M24	at Wofford*	W 9-6 (11)
M25	at Wofford*	L 6-20
M26	at Wofford*	L 6-12
M28	Virginia Tech	L 7-9
M31	UNCG*	W 16-11
A1	UNCG*	W 13-9
A2	UNCG*	L 8-14
A4	at VCU	L 4-6
A6	at Western Carolina*	W 14-11 (10)
A6	at Western Carolina*	W 17-12
A12	at Norfolk State	L 0-3
A14	SIUE	L 0-5
A15	SIUE	W 13-3 (8)
A15	SIUE	W 10-4
A19	Old Dominion	L 6-11
A21	Mercer*	W 11-5
A21	Mercer*	L 16-17
A23	Mercer*	L 15-22
A25	Norfolk State	W 16-1 (7)
A28	Samford*	L 7-17
A29	Samford*	L 7-9 (11)
A29	Samford*	W 8-7
M2	William & Mary	L 5-6 (11)

M5	at The Citadel*	L 3-5
M6	at The Citadel*	L 4-9
M7	at The Citadel*	W 3-2
M12	ETSU*	L 4-7
M14	ETSU*	W 7-6
M 14	ETSU*	L 6-9
M18	at UMBC	L 6-8
M19	at UMBC	L 4-7 (7)
M19	at UMBC	W 8-0 (7)

SoCon Tournament (Greenville, S.C.)

M24 The Citadel L 2-5

\* - Southern Conference Game

## 2024

27-29, 7-14 SoCon

Home: 16-8 Away: 10-19 Neutral 1-2

Coach: Sam Roberts

F16	at #2/4 LSU	L, 8-11
F16	vs. Central Arkansas%	W, 3-1
F17	vs. Central Arkansas%	L, 3-4 (11)
F18	at #2/4 LSU	L, 5-27 (7)
F20	at Norfolk State	W, 11-9
F23	Georgetown	W, 12-1 (7)
F24	Georgetown	L, 1-8
F25	Georgetown	L, 5-8
F28	at #13 Virginia	L, 4-16
M1	NJIT	W, 6-5
M2	NJIT	W, 10-8
M2	NJIT	W, 8-7
M3	NJIT	L, 7-11
M5	at James Madison	L, 4-8
M8	Binghamton	L, 2-6
M8	Binghamton	W, 5-3
M10	Binghamton	W, 5-3
M12	Norfolk State	W, 14-4
M15	at UNC Asheville	L, 6-8
M16	at UNC Asheville	W, 17-4
M17	at UNC Asheville	W, 10-6
M19	Radford	W, 9-8
M23	at Samford*	L, 4-14
M23	at Samford*	L, 9-16
M24	at Samford*	L, 4-5
M26	at George Mason	L, 3-16
M28	Wofford*	W, 15-11
M29	Wofford*	L, 0-11 (7)
M30	Wofford*	W, 10-6
A1	Virginia State	W, 16-2 (7)
A1	Virginia State	W, 15-7
A2	at Norfolk State	L, 6-7
A5	at Gardner-Webb	L, 3-4
A6	at Gardner-Webb	W, 10-0
A7	at Gardner-Webb	L, 4-5
A9	at Richmond	W, 23-13 (8)
A12	at Mercer*	L, 2-10
A13	at Mercer*	W, 11-8
A14	at Mercer*	W, 11-5
A17	James Madison	W, 10-9
A19	The Citadel*	L, 1-7
A20	The Citadel*	W, 10-2
A21	The Citadel*	W, 6-5 (10)
A23	at William & Mary	W, 14-5
A26	at UNC Greensboro*	L, 2-7
A27	at UNC Greensboro*	L, 7-8
A28	at UNC Greensboro*	L, 4-10
M1	at Coppin State	W, 8-2
M3	at ETSU*	L, 3-8
M5	at ETSU*	L, 1-11 (7)
M5	at ETSU*	L, 0-9
M14	at Radford	W, 8-1
M16	Western Carolina	L, 4-8
M17	Western Carolina	L, 6-16
M17	Western Carolina	W, 9-8

SoCon Tournament (Greenville, S.C.)

M22 Mercer L 14-19

% - Played in Baton Rouge, La.

\* - Southern Conference Game

