



VMI FOOTBALL

2021 SPRING SEASON FACT BOOK

VISIT US: www.vmikeydets.com FOLLOW US: @VMI_Football

VMI FOOTBALL FACT BOOK 2020-21



QUICK FACTS

Name of School	Virginia Military Institute (VMI)
City/Zip	Lexington, Va. 24450
Founded	1839
Enrollment	1,685
Nickname	Keydets
Mascot	Moe (Kangaroo)
School Colors	Red, Yellow & White
Stadium	Alumni Memorial Field at Foster Stadium
Conference	Southern Conference
Interim Superintendent	Maj. General Cedric T. Wins '85
Athletic Director	Dr. Dave Diles (Ohio, '83)
Athletic Department Phone	540-464-7251
Ticket Office Phone	540-464-7266

COACHING STAFF

Head Coach	Scott Wachenheim
Alma Mater	Air Force, '84
Record at VMI	11-45 / Sixth Season
Overall Record	Same
To Reach Coach Wachenheim	Contact SID (see below)
Asst. Head Coach/Def. Coordinator/LLBs	Tom Clark
Offensive Coordinator/Quarterbacks	Billy Cosh
Running Backs	Billy Parker
Offensive Line/Run Game Coordinator	Kyle Jolly
Defensive Line/Video Coordinator	Pat Kuntz
Tight Ends/Special Teams Coordinator	Chris Moore
Wide Receivers/Recruiting Coordinator	Patrick Ashford
Specialists	Nick Conte
Secondary/Pass Game Coordinator	Marshall Roberts
Cornerbacks	Kenny Scott
Strength & Conditioning Coach	Dave Forman
Volunteer Offensive Assistant	Adam Lovan
Volunteer Defensive Assistant	Alec Lettl
Athletic Trainer (Football)	Ryan Eddy

TEAM INFORMATION

2019 Overall Record	5-7
SoCon Record/Finish	4-4, 4th
Starters Returning/Lost	14/11
Letterwinners Returning/Lost	61/34

ATHLETIC COMMUNICATIONS

Associate A.D./Athletic Communications (FB Contact)	Wade Branner
SID Office Phone	540-464-7253
Home/Cell Phone	540-319-1271
Email	brannerwh@vmi.edu
Assoc. Athletic Communications Director (Secondary FB)	Daniel Whitehead
Asst. Athletic Communications Director	Mike Carpenter
Press Box Phone	540-464-7834
Athletic Communications Fax	540-464-7583
Mailing Address	Cameron Hall, 401 N. Main St., Lexington, Va. 24450
Website	www.VMIKeydets.com

The 2020-21 VMI Football Fact Book is a product of the VMI Athletic Communications Office. The publication has been produced to aid the media in covering VMI football during the 2020-21 season.

For additional information, the media may contact the Athletic Communications Office, Cameron Hall, Lexington, VA 24450. The office may also be reached via telephone at (540) 464-7253.

Credits: The 2020-21 VMI Football Fact Book was written by Wade Branner, Associate A.D./Athletic Communications, and designed by Daniel Whitehead, Associate Athletic Communications Director, respectively.

Photography: VMI Communications & Marketing, Chuck Steenburgh, B.R. Floyd, VMI Archives, Randall Wolf, Jason Hall and Firehouse Photography.

TABLE OF CONTENTS

Table of Contents/Quick Facts.....	1
Head Coach Scott Wachenheim.....	2-3
Assistant Coaches.....	4-7
2020-21 Roster	8-9
2020-21 Returning Player Bios	10-25
2020-21 Signees.....	26-27
2019 Game Recaps.....	28-39
2019 Statistics.....	40-48
All-Time Records Versus Opponents.....	49-51
When Was The Last Time?	52
Past All-Conference Honorees	53
Record Book.....	54-70
All-Time Lettermen.....	71-73
Year-by-Year Records	74-79
Media Information	80
VMI History and Traditions.....	81-82

2020-21 Schedule

Feb. 20	at Chattanooga*	1:00 p.m.
Feb. 27	Furman*	1:30 p.m.
Mar. 6	at Western Carolina*	1:00 p.m.
Mar. 13	Mercer*	1:30 p.m.
Mar. 20	at Samford*	1:00 p.m.
Mar. 27	at Wofford*	1:00 p.m.
Apr. 3	ETSU*	1:30 p.m.
Apr. 17	The Citadel*	1:30 p.m.

* = Southern Conference Game
All Times Eastern

Head Coach Scott Wachenheim



Scott Wachenheim
Sixth Season

Entering his sixth season as VMI's head football coach, Scott Wachenheim continues to guide the program toward new heights in one of the toughest conferences in FCS.

Wachenheim guided the Keydet football team to five wins overall in 2019 – the most since 2003 when VMI posted a 6-6 mark. The Keydets closed out the regular season with a 31-24 win over Chattanooga to finish with a 4-4 mark in SoCon play which marked the first time since 1979 that the VMI had secured four

conference wins in a season. The Keydets also reclaimed the Silver Shako trophy for the first time in 13 meetings after an October win over The Citadel in the Military Classic of the South. The 2019 squad established a new VMI school single season mark with for total offense (4,887) and passing yards (3,429) and the 370 points scored was the second highest in Institute history.

Wachenheim was voted 2019 Southern Conference Coach of the Year by the league coaches and became the first VMI coach to achieve the honor since Cal McCombs in 2002. He was also named one of 15 finalists to the STATS FCS 33rd annual Eddie Robinson Award which honors the FCS Coach of the Year.

Wachenheim received a three-year contract extension following the 2019 campaign and was also awarded the Distinguished Coaching Award bestowed annually among Institute coaches.

"We are delighted that Coach Wachenheim will continue to lead our football program," said VMI Superintendent General Binford Peay III. "He upholds the educational mission of the Institute and conducts the program according to its high standards while adhering to winning the VMI way. He and his family are deeply involved and supportive of the Corps of Cadets. We look forward to his leadership in the coming seasons."

The program continues to build a solid foundation with young personnel, and since his debut season in 2015, Wachenheim has transformed expectations and attitudes within the VMI football program and has shown that sustainable success can be attained with enthusiasm, hard work, resilience and dedication.

Off the field, Wachenheim's cadet-athletes have excelled thanks to better execution of their daily activities and the results have fostered an improved team GPA, better retention rates, and a full commitment to "winning the VMI way."

Recent VMI Football accolades under Wachenheim include the most improved APR score among SoCon football programs in 2018, defensive back A.J. Smith named Google Cloud/CoSIDA Academic All-America second team, and defensive back Greg Sanders '17 awarded the 2017 Defender of the Nation honor by the Charlotte Touchdown Club.

A 1984 graduate of the United States Air Force Academy and veteran coach with nearly 30 years of experience in the college ranks, Wachenheim came to VMI from the University of Virginia where he had served for five seasons, including being the Cavaliers offensive line coach since 2011. Prior to his tenure in Charlottesville, Wachenheim was the offensive coordinator and offensive line coach at Liberty University for three seasons (2006-08).

On naming Wachenheim to the post on Dec. 14, 2014, VMI athletics director Dr. Dave Diles stated, "VMI football is a historically important program, and the search began focused on getting three things right. First, we needed a coach with great leadership attributes and skills. Second, given the uniqueness of the Institute, and the learning





curve of working within our system, we needed someone with high intelligence and the vision to utilize our systems as assets; and, finally, finding someone who understands and respects the varied experiences of cadet-athletes was paramount. In Scott Wachenheim, we have found all of these things.”

While at Virginia, Wachenheim helped the Cavalier offense in 2011 amass the most rushing yards (2,107) in seven seasons and his offensive unit finished the year ranked no. 24 in the nation in fewest sacks allowed per game (1.23) as UVa advanced to the Chick fil-A Bowl. In 2012, the Cavalier offense passed for over 3,000 yards for the third consecutive season - the first time that had ever been accomplished in school history. Four starters from his 2011 offensive line unit at UVA were on 2014 Opening Day NFL rosters. In 2013, the offensive line paved the way for UVA’s Kevin Parks, the school’s first 1,000 yard rusher since 2004.

At Liberty, Wachenheim helped the Flames attain a 10-2 record in 2008 and a second straight Big South Conference championship while averaging 33.7 points and 446.7 yards per game. The offensive unit ranked ninth nationally in the Football Championship Subdivision and led the Big South Conference in total offense for the second consecutive season as they averaged 429.6 yards a game and 42.6 points per contest in 2007.

Wachenheim was elevated by then Liberty head coach Danny Rocco to assistant head coach prior to the 2007 season. Wachenheim also helped develop three-year starting running back Rashad Jennings – a consensus All-America selection and Walter Payton Award finalist who rushed for a Big South record 3,633 career yards, 633 attempts, and 42 touchdowns. Jennings was a seventh-round selection by the

Jacksonville Jaguars in the 2009 NFL draft. Wachenheim also recruited and coached Flames offensive standout and two-time Big South offensive player of the year Mike Brown.

Wachenheim also spent the 2009 season in the NFL ranks as the tight ends coach with the Washington Redskins and helped with the development of tight end Fred Davis who had 48 catches for 509 yards and six touchdowns while filling in for All-Pro Chris Cooley who sustained a season-ending injury.

Prior to his tenure at Liberty, Wachenheim spent 12 seasons (1994-2005) on the staff of Ken Hatfield at Rice University and served the last five seasons as the Owls’ offensive coordinator. Wachenheim helped Rice build a dominant ball-control offensive attack and in 2004, the Owls led the nation in rushing offense (306.5 yards per game) after gaining a school record 3,800 yards the previous season which ranked second in the country. In 2001, Rice broke the school single season record for points and total offense (4,846 yards).

Wachenheim also served as recruiting coordinator and coached offensive tackles and tight ends coach at Utah State from 1992-93 and was part of the 1993 Big West Championship staff that claimed the Las Vegas Bowl.

Wachenheim graduated from the Air Force Academy with a bachelor’s degree in Civil Engineering and was a four-year starter from 1980-83. He earned first team All-WAC and honorable mention All-America honors his senior year. The 1983 Falcons posted a 10-2 record and were ranked second in rushing offense and attained a 13th team ranking overall.

Wachenheim began his coaching career at Air Force in 1984 when he served as offensive coordinator of the Air Force Academy junior varsity squad before embarking on his active duty commitment.

After serving as an officer in the U.S. Air Force, Wachenheim returned to the college coaching ranks at Arkansas in 1989 and spent two years on the Razorback staff that won a Southwest Conference Championship and Cotton Bowl title. Wachenheim earned his master’s degree in athletic administration at Arkansas in 1991. He later served one season at Colorado under head coach Bill McCartney and helped the Buffaloes win the Big 8 title and a Blockbuster Bowl bid.

A native of Woodland Hills, California, Wachenheim and his wife, Karla, have two sons, Kyle and Tyson, who is on staff at Indiana.



Assistant Coaches

Tom Clark

- ◆ Maryland, '86
- ◆ Sixth Season
- ◆ Assistant Head Coach
- ◆ Defensive Coordinator/ILBs



Begins his sixth season as the Keydets' defensive coordinator and will assume inside linebackers responsibility for the second year... promoted to Assistant Head Coach in 2017... coached the VMI secondary

for four seasons (2015-18)...defense has posted sizable improvements in yards and points allowed under his tutelage...came to VMI from William & Mary where he coached Tribe defensive backs for three years (2012-14) and was also promoted to special teams coordinator in 2014...coached two All-American defensive backs at William & Mary who made it to the NFL ranks...was also William & Mary defensive coordinator from 2001-2003 and Liberty defensive coordinator for six seasons where the Flames posted a 47-20 mark and claimed four Big South titles and his defenses were ranked in the Top 25 in scoring defense four times...served as Catholic University head coach during two stints (1994-2000) and (2004-05) and was 56-14-1 in his first stint as Catholic head coach and had three consecutive playoff appearances (1997, 98, 99)... a native of Washington, D.C. and earned a bachelor's degree in kinesiology from Maryland in 1986.



Billy Cosh

- ◆ Houston, '15
- ◆ Third Season
- ◆ Offensive Coordinator/QBs



Begins his first season as Offensive Coordinator in 2020 after two years as the Keydets' wide receivers coach... was instrumental in the development of the wide receiver corps from 2018-20 and coached back-to-back

1,000-yard receivers, had three receivers in the Top 10 of the SoCon for receiving, and coached four All-Conference receivers... came to VMI from Indiana, where he served as an offensive graduate assistant and handled varied duties including assisting with the passing game plan, running the scout defense and special teams...began his coaching career at Concord University in 2015 where he served as an offensive GA and quarterbacks coach...was involved with the quarterback position development and recruited the state of Maryland... graduated with a bachelor of science degree in sociology from the University of Houston in 2015...played collegiately at Houston (2013-14), Butler Community College (2012), and Kansas State (2011). He led Butler CC to the NJCCA National Championship, throwing for 2,856 yards and 25 touchdowns in 2012...broke the Maryland state records for single-season passing yardage (3,913), passing touchdowns (56), and completions (292) at Arundel High School...also the Maryland high school career record holder with 112 passing TD's.



Kyle Jolly

- ◆ North Carolina, '09
- ◆ Second Season
- ◆ Offensive Line/Run Game



Begins his second season on the VMI coaching staff handling the offensive line position group and coordinating the VMI run game which saw a resurgence in 2019...came to VMI from Concord University where

he spent one season as offensive line coach... helped improve the 2018 season offensive team numbers substantially in points, first downs, total offensive yards, and rushing yards. Prior to Concord, Jolly served as a graduate assistant coach on offense at Washington for two seasons (2016, 2017) and Old Dominion for three years where he also coached tight ends...before entering the coaching profession, Jolly, a 2009 University of North Carolina graduate, spent time in the NFL as a member of the Atlanta Falcons and Pittsburgh Steelers organizations...was with the Steelers in 2011 when they captured the AFC Championship and appeared in Super Bowl XLV...as a three-year starter for the Tar Heels, Jolly started 38 consecutive games at left tackle and played against West Virginia University in the 2008 Meineke Car Care Bowl in Charlotte, North Carolina...was voted team captain for the Tar Heels in 2009 and received All-ACC honorable mention...father, Eric Jolly, is a 1984 graduate of VMI.



Assistant Coaches

Pat Kuntz

- ◆ Notre Dame, '09
- ◆ Second Season
- ◆ Defensive Line / Video



Starts his second season as VMI defensive line coach... under his direction in 2019, Keydet D-linemen Jarrod Richmond (second team All-SoCon media) and Jordan Ward (T-4th tackles for

loss) excelled in the Southern Conference...came to VMI after serving three years on the Indiana University staff as a defensive graduate assistant working primarily with the defensive line...was a four-year letterwinner at Notre Dame (2005-08) and was a three-year starting nose guard for the Fighting Irish. He was named Lineman of the Year in 2007 and 2008 and led the nation in passes broken up by a defensive lineman in 2007. After graduating from Notre Dame with a degree in sociology, Kuntz signed with the Indianapolis Colts as an undrafted free agent in 2009...began his coaching career at his high school alma mater at Roncalli High School in Indianapolis where he graduated in 2005 and later served as defensive line coach from 2010-2015 and also was defensive coordinator for the 2015 season.

Billy Parker

- ◆ William & Mary '03
- ◆ First Season
- ◆ Running Backs



Billy Parker begins his first season on the VMI staff and will coach running backs ... comes to VMI from South Carolina State where he coached tight ends the past year ... a former defensive back at William & Mary, Parker was a standout defensive back

for the Tribe and was named First Team Atlantic 10 All-Conference in 2002 and 2003 ... after the completion of his college playing career, Parker played three seasons in the Arena Football League for the New York Dragons and earned All Arena, All Rookie, and Team MVP honors in 2005 and team MVP in 2007 as well as First Team All Arena in 2008 ... Parker later played for the Montreal Alouettes of the Canadian Football League from 2009 through 2014 and was a part of two Grey Cup winning teams in 2009 and 2010 ... he was named a CFL Eastern Division All-Star in 2013 and served as a CFL player representative from 2012 through the 2014 seasons ... while with the Alouettes, Parker began his coaching career in the off season working with the Richmond Revolution and Richmond Raiders indoor football squads and served as defensive coordinator, secondary coach, and special teams coordinator during a span of three seasons ... in 2017, he rejoined the Alouettes as defensive backs coach for two seasons before moving to the Tampa Bay Vipers of the XFL where he was a defensive backs assistant ... holds a B.A. in sociology from William & Mary.

Patrick Ashford

- ◆ Tennessee, '15
- ◆ First Season
- ◆ Wide Receivers/Recruiting



Enters his first season at VMI after being hired on as the wide receivers coach in February 2020...comes to the Institute after serving three seasons as an offensive assistant working with tight ends and receivers at Vanderbilt University...

assisted a Commodore offense that in 2018 produced one of the best offensive performances in school history averaging 28.5 pts/game and 411.2 yards per game...also served prior coaching stints as quarterbacks coach at Tennessee-Martin and two seasons as an offensive assistant at Austin Peay under head coach Will Healy...a native of Morristown, Tennessee, Ashford is a 2015 graduate of the University of Tennessee and appeared in 24 games for the Vols, serving as the primary holder for the 2014-15 seasons and participated in two bowl victories.



Assistant Coaches


Kendrick Scott

- ◆ Liberty, '13
- ◆ Second Season
- ◆ Cornerbacks



Begins his second season handling the cornerbacks responsibilities...was instrumental in the improved secondary play in 2019 as VMI increased its interception total (10) from the previous year...came to the Institute in February, 2019 from

Macmurray College in Jacksonville, Illinois, where he had served as defensive backfield coach and ran the position group during the most recent spring practice...was defensive backs coach at Briar Cliff University in Sioux City, Iowa, where he helped engineer a program turnaround and helped it to its first winning season in school history...was also in charge of the scout team opponent passing offense and worked on special teams with the punt squad and other units...held previous coaching positions as an assistant at Virginia Prep Sports Academy in 2016 and on the high school level Appomattox (Va.) High School in 2015...a native of Appomattox and was a three-sport star (football, basketball, track) and Hall of Fame inductee at Appomattox High School before attending Liberty University where he received his B.S. degree in Sport Management...while at Liberty, he was named Big South Conference Defensive Player of the Week in 2013 and also placed in the long jump in both the 2013 Big South indoor and outdoor meets.



Marshall Roberts

- ◆ Rutgers, '93
- ◆ Second Season
- ◆ Secondary/Pass Game



Veteran football coach Marshall Roberts joined the VMI coaching staff in February, 2019, and begins his second season as defensive backs coach/pass game coordinator...supervised a 2019 VMI secondary that achieved a #2 spot in SoCon red zone defense and third most interceptions (10) in the

league which was two more than the previous year... Prior to VMI, served under three Liberty football head coaches and was most recently the Flames defensive backs/corners coach from 2014-2018... in his 15-season tenure at Liberty, he also held the responsibilities of recruiting coordinator (2012-2014) and special teams coordinator (2009-2011)...helped the Flames win eight Big South titles and secure their first ever NCAA FCS Playoffs win in 2014...in 2017, Liberty transitioned to FBS level and after knocking off Baylor that season for one of the program's biggest victories, the Flames posted six wins in 2018...brings an array of football knowledge from all levels having previously worked with football programs from the NFL, NFL Europe, Canadian Football League, Arena Football League, collegiate, and high school ranks...a four-year starter at cornerback and punt returner at Rutgers, Roberts finished his collegiate career as the Scarlet Knights' all-time leader in career punt returns with 1,018 yards and 91 returns, averaging 11.1 yards per return...later played professionally in the Arena Football League for four seasons and the 1993 season in the CFL for the Sacramento Gold Miners before wrapping up his pro playing career with the Orlando Predators in 1994-95 and Albany Firebirds in 1996.



Chris Moore

- ◆ Liberty, '10
- ◆ Second Season
- ◆ Tight Ends/Special Teams



Chris Moore begins his second season at VMI handling tight ends in addition to serving as the special teams coordinator...guided special teams in 2019 and the kickoff unit finished #1 in the SoCon and #10 nationally giving up only 16.45 yds/


return with 13 Tackles inside the 20. The kickoff return unit also finished #1 in the SoCon and #6 nationally averaging 24.3 yards/return...mentored sophomore kick returner and first team All-SoCon Corey Bridy, and helped punt block and punt units post significant gains... also helped supervise sophomore long snapper Robert Soderholm earned Hero Sports 1st Team Sophomore All-America honors...was the assistant head coach at Indiana Wesleyan for two seasons and was the run game coordinator and helped build the offense into one of the top scoring offenses in the country averaging 39.7 points/game which ranked eighth nationally...previously served three seasons at Trinity International University (Ill.) as offensive coordinator in 2016 and run game and co-offensive coordinator in 2014 and 2015, respectively...was also held assistant coach positions at Alderson-Broaddus (WV) from 2010-2013 and also served a brief stint at West Virginia Wesleyan as running backs and tight end coach... is a Liberty University graduate after playing three seasons on the offensive line at William & Mary... was a student assistant with the Liberty University 2010 staff working on the defensive side of the ball.



Assistant Coaches

Dave Forman

- ◆ James Madison, '03
- ◆ Sixth Season
- ◆ Strength and Conditioning



Begins his sixth year as VMI's Director of Strength and Conditioning...also serves as the football program's head strength and conditioning coach...came to VMI from the University of Colorado where he was the Director of Sports Performance working the Buffaloes' football

program from January, 2013 through December, 2015. ..oversaw the entire CU Sports Performance department and designed and outfitted a 12,500 square foot \$1.5 million Champions Center Weight Room....spent two years as Head Football Strength and Conditioning Coach at San Jose State University, where he was a staff member of the 2012 squad that was a Military Bowl participant...prior to that, Forman served three years as a Stanford Cardinal strength and conditioning assistant coach from 2008-10 and worked with the football and wrestling programs...in Forman's final year at Stanford, the Cardinal under head coach Jim Harbaugh enjoyed a banner season going 12-1 including an Orange Bowl title and a final fourth-place ranking in the major polls...while in Palo Alto, Forman also worked with Stanford's wrestling program that finished a university all-time best 11th place at the 2011 NCAA Championships...interned with the Detroit Tigers during 2004 Spring Training and was a volunteer strength coach at USC in 2005...completed a summer internship at the University of Notre Dame in 2006 before holding positions as Assistant Strength and Conditioning Coach at Sacramento State (2006-07) and Northern Arizona (2007) prior to his move to Stanford...has ties to the Shenandoah Valley area at James Madison University where he began his strength and conditioning career as an undergraduate student assistant and was a member of the football team as a linebacker from 1999-2002...earned his Bachelor's degree in Kinesiology from JMU and later earned a M.S. in Exercise Science at the University of Mississippi, Oxford in 2006...a native of Glendale, N.Y., Forman is a graduate of St. Francis Prep (Fresh Meadows, N.Y.) and is certified by the Collegiate Strength and Conditioning Coaches Association and National Strength and Conditioning Association.

Nick Conte

- ◆ Virginia, '17
- ◆ Second Season
- ◆ Specialists



Enters his second year on the VMI staff and will again work with the Keydet kickers, punters, and snappers...helped the 2019 special teams units play an integral role in helping VMI accomplish the most Southern Conference wins in 40 years and most overall

wins since 2003...coached senior punter Reed King, who helped the punt unit climb 61 spots nationally from the 2018 ...supervised sophomore long snapper Robert Soderholm, who earned Hero Sports 1st Team Sophomore All-America honors...also mentored senior place kicker Grant Clemons who earned back to back SoCon Special Teams Player of the Week honors following weeks 6 and 7 for his performances against The Citadel and Samford...was a two-year starter at punter for Virginia in 2015 and 2016 and led the ACC in punting while earning All-ACC first team honors in 2016 after ranking 17th in the nation....set the UVA career punting average mark and also ranks third best in ACC history in career punting average...graduated from UVA with a B.A. in Human Biology and earned UVA and ACC Academic Honor Roll all eight semesters... earned a Masters of Higher Education with a focus in Sports Administration at the University of Virginia...participated in several rookie minicamps on the NFL level including the Cincinnati Bengals, Cleveland Browns, and Washington Redskins.after graduation, Conte served as a specialist coach at Patrick Henry High School in Roanoke and served an internship in private business with Davis. H. Elliott Construction Company.

Adam Lovan

- ◆ Indiana, '19
- ◆ First Season
- ◆ Offensive Assistant

Joined the staff in March 2019 and will serve as an offensive assistant working with assistant coach Patrick Ashford and the wide receivers group... has coached primarily at Indiana University where he was a student assistant for two years working primarily with the wide receivers and helped run practices and aided in scouting...played two years at quarterback at Wabash College before transferring to Indiana University where he received a degree in public financial management in 2019.

Alec Lettl

- ◆ Otterbein, '20
- ◆ First Season
- ◆ Defensive Assistant

Enters his first season as a defensive assistant ... comes to the Institute from Otterbein University in Westerville, Ohio, where he was a four-year member of the football team ... while a student at Otterbein, Lettl served as an assistant defensive line and quality control coach at nearby Ohio Dominican University in Columbus, Ohio, from January to December of 2019 ... assisted in the coaching and management of the defensive line and managed the team's film crew, the sharing of film and film analysis for the defensive side of the ball ... also contributed to the weekly game planning for the defense, assisted with recruiting efforts, and oversaw all pre-practice game/field setup and tear down, including the drills setup and preparation of the coaching staff headsets ... served as an assistant coach at his alma mater Padua Franciscan High School during the summer of 2017 ... graduated from Otterbein with a bachelor's degree in sport management in May of 2020.

Alphabetical Roster

25	Tre Akande, DB
61	Melsy Bonilla, DL
1	Korey Bridy, RB
8	Max Brimigion, WR
85	Travis Buchanan, WR
22	Will Bunton, DB
96	Jaydon Burgos, DL
45	Ernie Campbell, TE
35	Ethan Caselberry, OLB
71	Stephen Castle, DE
89	Jack Caussin, WR
64	Jarvis Chandler, OL
50	Nicholas Clark, LB
54	Wesley Cline, OLB
9	Tyren Cloyd, LB
84	Andre Cooper II, WR
37	Daniel Cox, WR
41	Jack Culbreath, K/P
56	Warren Dabney, DL
24	Julio DaSilva, WR
79	Brad Davis, OL
3	Noah Delaney-Manuel, LB
12	DJ Dennis, DB
55	Charles Dixon, OL
38	Steven Doldy, DB
73	Austin Doyle, OL
44	Christian Dunn, LB
18	Evan Eller, DB
29	Alladin Elroumy, DB
60	Declan Franklin, DL
57	Joseph Franson, LS
39	Charlie Garbett, LB
78	Ben George, TE
74	Marshall Gill, OL
62	Jacob Griles, DL
97	Jaylon Haney, DL
65	Nick Hartnett, OL
14	Jakob Herress, WR
80	Ty'rell Holley, WR
68	Cole Holtz, OL/DL
12	Collin Ironside, QB
11	Michael Jackson, WR
6	Abdul Jawara, LB
54	Ayden Jilson, OL
26	Carter Johnson, OLB
19	VJ Johnson, WR
28	Marquan Jones, DB
17	Josh Knapp, DB
83	Chance Knox, WR
69	Jake Liberatore, TE/LB

Numerical Roster

No	Player	Pos.	Cl.	Ht.	Wt.	Hometown/High School / Previous
0	Jordan Ward	DL	Sr.	6-1	249	Ashburn, Va./Briar Woods
1	Korey Bridy	RB	Jr.	6-0	204	Chesterfield, Va./Monacan
1	Aljareek Malry	DB	So.	6-0	173	Lanham, Md./Duval
2	Reece Udinski	QB	Sr.	6-4	224	North Wales, Pa./North Penn
3	Noah Delaney-Manuel	OLB	R-Jr.	6-5	234	Fredericksburg, Va./Chancellor
4	Seth Morgan	QB	R-Fr.	6-3	175	Pittsburgh, Pa./ Mount Lebanon
4	A.J. Smith	DB	Sr.	6-2	204	Virginia Beach, Va./Cox
5	Rashad Raymond	RB	Fr.	5-10	185	Newark, N.J. /Jireh Preparatory Academy
5	Stone Snyder	LB	So.	6-3	225	Richmond, Va./Monacan
6	Abdul Jawara	LB	Fr.	6-0	215	Leesburg, Va. / Georgetown Prep
7	Josh Sarratt	DB	So.	5-11	175	Stafford, Va./Colonial Forge
8	Max Brimigion	WR	So.	6-1	176	Weddington, N.C./Weddington
9	Tyren Cloyd	LB	Sr.	6-3	205	Richmond, Va./Benedictine
11	Michael Jackson	WR	Jr.	6-2	184	Henrico, Va./JR Tucker
11	Alex Oliver	DB	Fr.	6-0	175	Mechanicsville, Va. / Atlee
12	DJ Dennis	DB	R-So.	5-11	187	Stafford, Va./Colonial Forge
12	Collin Ironside	QB	Fr.	6-2	205	Knoxville, Tenn. / Bearden
13	Tahj Summey	DB	Fr.	5-11	170	Herndon, Va. / Westfield
14	Jakob Herres	WR	Jr.	6-4	211	Easton, Pa./Easton Area
15	Leroy Thomas	WR	So.	5-11	180	Roanoke, Va./Patrick Henry
16	Christopher Owens	WR	R-Jr.	6-0	183	Southern Pines, N.C./Pinecrest
17	Josh Knapp	DB	Fr.	6-3	180	Abingdon, Md. / Archbishop Curley
18	Evan Eller	DB	Fr.	6-1	210	Roanoke, Va. / Lord Botetourt
19	Sal Mancuso	QB	R-Jr.	5-9	165	Manhasset, N.Y./Manhasset
19	VJ Johnson	WR	Fr.	5-10	165	Virginia Beach, Va. / Catholic
21	Kyser Samuel	DB	R-Fr.	5-9	165	Columbia, S.C./Gray Collegiate Academy
22	Will Bunton	DB	R-Jr.	6-2	201	Camden, N.C./Camden
23	Austin White	DB	Fr.	5-11	175	Norfolk, Va. / Maury
24	Julio DaSilva	WR	Fr.	6-0	170	Philadelphia, Pa. / West Catholic
25	Tre Akande	DB	R-Fr.	6-1	180	Richmond, Va./Benedictine
26	Carter Johnson	OLB	Jr.	6-3	223	Huntsville, Ala./Huntsville
26	Lawrence Porter	RB	Fr.	5-9	210	West Point, Va. / Christchurch
28	Marquan Jones	DB	R-Fr.	5-9	178	Charlottesville, Va./Albemarle
29	Alladin Elroumy	DB	R-Fr.	6-2	185	Bedford, Va./Liberty
30	Robert Soderholm	LS	R-So.	6-1	216	Stafford, Va./Mountain View
31	Connor Riddle	LB	R-Sr.	6-1	212	Stafford, Va. / Colonial Forge
32	Montrell Stanley	OLB	R-Fr.	6-1	195	Battleboro, N.C. / Rocky Mount Prep
34	Bryant Walker	LB	R-So.	6-0	197	Williamsburg, Va./Warhill
35	Ethan Caselberry	OLB	Jr.	6-4	201	Sparkman, Ala./Sparkman
36	Elijah Quamiley	WR	Fr.	5-10	170	Norfolk, Va. / Norfolk Academy
37	Daniel Cox	WR	R-Fr.	5-10	167	Roanoke, Va./Patrick Henry
37	Connor McCarthy	DB	Fr.	6-2	185	Ashburn, Va. / Briar Woods
38	Steven Doldy	DB	R-Fr.	5-10	165	Pennington, N.J./Hopewell Valley Central
39	Charlie Garbett	LB	R-Fr.	6-1	195	Richmond, Va./Benedictine
40	Grant Swinehart	RB	Fr.	6-1	190	Bridgewater, Va. / Turner Ashby
41	Jack Culbreath	K/P	Fr.	6-4	175	Charlottesville, Va. / Monticello
43	Marc Shelton	RB	Fr.	5-10	187	Stafford, Va. / Mountain View
44	Christian Dunn	LB	Fr.	6-3	215	Richmond, Va. / Benedictine
45	Ernie Campbell	TE	R-Fr.	6-2	220	Richmond, Va./ Douglas Freeman
47	Aidan Twombly	TE	Fr.	6-3	215	Waxhaw, N.C. / Marvin Ridge
49	Zach Schoberl	DB	Fr.	6-1	170	Hillsborough, Calif. / Crystal Springs Upland
49	Joseph Teasley	WR	Fr.	5-6	175	Belle Haven, Va. / Nandua
50	Nicholas Clark	LB	Fr.	5-9	205	Radford, Va. / Radford

Alphabetical Roster

1	Aljareek Malry, DB
19	Sal Mancuso, QB
50	Tristan Mann, OL
37	Connor McCarthy, WR
53	Malachi Mills, OL
91	Jalen Moore, OL
4	Seth Morgan, QB
90	Jimmy Murphy, TE
94	Nick New, TE
11	Alex Oliver, DB
16	Christopher Owens, WR
58	Grayson Owens, OL
66	Jacob Peace, OL
59	Justin Peterson, LS
76	Garrett Pitts, OL
26	Lawrence Porter, RB
67	Kaleb Priddy, DL
36	Elijah Quamiley, WR
5	Rashad Raymond, RB
70	Will Reid, OL
93	Jerry Rice, K/P
21	Kyser Samuel, DB
7	Josh Sarratt, DB
49	Zach Schoberl, RB
43	Marc Shelton, RB
4	A.J. Smith, DB
5	Stone Snyder, LB
30	Robert Soderholm, LS
32	Montrell Stanley, OLB
72	Shane Strand, OL
40	Grant Swinehart, RB
13	Tahj Summey, DB
49	Joseph Teasley, WR
15	Leroy Thomas, WR
86	Jon Tobin, TE
88	Tice Toomy, WR
47	Aidan Twombly, TE
2	Reece Udinski, QB
98	Aaron Vardell, K/P
34	Bryant Walker, DB
0	Jordan Ward, DL
99	Shane Washko, TE
52	Eric Weaver, DL
23	Austin White, DB
75	Jeb Wickham, OL

Numerical Roster

No	Player	Pos.	Cl.	Ht.	Wt.	Hometown/High School / Previous
50	Tristan Mann	OL	R-Fr.	6-6	245	North Chesterfield, Va./Monacan
52	Eric Weaver	DL	R-So.	6-3	300	Fort Meade, Md./Meade
53	Malachi Mills	OL	R-Fr.	6-4	255	Richmond, Va./Douglas Freeman
54	Wesley Cline	OLB	Fr.	5-11	205	Littleton, Mass. / Littleton
54	Ayden Jilson	OL	R-So.	6-5	307	Fredericksburg, Va./Colonial Forge
55	Charles Dixon	DL	R-Fr.	6-0	230	Chesapeake, Va. / Indian River
56	Warren Dabney	DL	Jr.	6-1	303	Cumberland, Va./Fuqua School
57	Joseph Franson	LS	Fr.	6-1	198	Reidsville, N.C. / Reidsville
58	Grayson Owens	OL	R-Fr.	6-3	205	Arlington, Va. / Yorktown
59	Justin Peterson	LS	Fr.	5-11	205	Nokesville, Va. / Patriot
60	Declan Franklin	DL	R-Fr.	6-1	255	Woodstock, Va./Central
61	Melsy Bonilla	OL	Fr.	6-0	245	Charlotte, N.C. / Independence
62	Jacob Griles	DL	Fr.	5-8	178	Chesterfield, Va. / Manchester
64	Jarvis Chandler	OL	R-Fr.	6-5	270	Bon Air, Va. / James River
65	Nick Hartnett	OL	R-So.	6-3	295	Springfield, Va./West Springfield
66	Jacob Peace	OL	R-So.	6-6	325	Berryville, Va./Clarke County
67	Kaleb Priddy	DL	Fr.	6-0	225	Springboro, Ohio / Springboro
68	Cole Holtz	OL	Fr.	6-2	240	Richmond, Va. / Douglas Freeman
69	Jake Liberatore	LB	Fr.	6-0	205	Richmond, Va. / Douglas Freeman
70	Will Reid	OL	Fr.	6-4	285	Richmond, Va. / Douglas Freeman
71	Stephen Castle	DL	Fr.	6-5	235	Mechanicsville, Va. / Hanover
72	Shane Strand	OL	R-Jr.	6-5	285	Fredericksburg, Va./Colonial Forge
73	Austin Doyle	OL	Fr.	6-5	250	Lexington, Va. / Rockbridge County
74	Marshall Gill	OL	Jr.	6-4	270	West Point, Va./West Point
75	Jeb Wickham	OL	Fr.	6-5	275	Richmond, Va. / St. Christopher's
76	Garrett Pitts	OL	Fr.	6-6	280	Orange, Va. / Orange
78	Ben George	OL	Fr.	6-4	230	Clarksburg, W.Va. / Robert C. Byrd
79	Brad Davis	OL	Sr.	6-4	303	Victoria, Va./Fuqua School
80	Ty'rell Holley	WR	R-Fr.	6-0	175	Gatesville, N.C./Gatesville
83	Chance Knox	WR	Fr.	5-10	160	Charleston, W.Va. / Capital
84	Andre Cooper II	WR	Fr.	6-5	195	Orlando, Fla. / Lake Nona
85	Travis Buchanan	WR	Fr.	5-7	155	Duluth, Ga. / Northview
86	Jon Tobin	TE	R-So.	6-4	220	Forest, Va./Jefferson Forest
88	Tice Toomy	WR	R-Fr.	6-4	205	Glen Allen, Va./Glen Allen
89	Jack Caussin	WR	R-Fr.	6-3	200	Springfield, Va./West Springfield
90	Jimmy Murphy	TE	Fr.	6-2	215	Golden Valley, Minn. / Hopkins
91	Jalen Moore	DL	R-So.	6-3	293	Axton, Va./Tunstall Senior
93	Jerry Rice	K/P	R-Fr.	5-7	146	Daleville, Va./Lord Botetourt
94	Nick New	TE	Fr.	6-6	220	Virginia Beach, Va. / Kempsville
96	Jaydon Burgos	DL	Fr.	6-0	223	Chester, Va. / Matoaca
97	Jaylon Haney	DL	So.	6-2	250	Dandridge, Tenn. / Jefferson County
98	Aaron Vardell	K/P	R-Fr.	5-9	175	Midlothian, Va./Midlothian
99	Shane Washko	TE	Fr.	6-4	225	Purcellville, Va. / Loudoun Valley

Meet the Players



#25 Tre Akande

R-Freshman ♦ DB ♦ 6-1, 180
Richmond, Va.
Benedictine

2019 – Joined the program for the 2019 season. Did not see game action.
High School - Prepped at Benedictine College Prep in Richmond, Va.
Major – History



Korey Bridy



#1 Korey Bridy

Junior ♦ RB ♦ 6-0, 204
Chesterfield, Va.
Monacan

2019 - Played in all 12 games as a running back and kick return specialist... led the SoCon in kick return average of 27.7 yards per return with a long of 59 versus Western Carolina...started the Samford game at running back...finished second on the team in rushing with 38 carries for 175 yards...rushed for a season-high 50 yards on 10 carries against Mars Hill Sept. 7...also produced a season best run of 25 yards against Mars Hill...returned four kicks for a game high 161 yards including a team-best 59-yarder against Western Carolina Nov. 2.
2018 - Played in 10 games as a true freshman with one start (Chattanooga)... played 231 total snaps...ranked third on the team in rushing with 100 net yards on 10 carries...caught eight passes for 56 yards...tied for the team lead in most kick returns with 17...rushed nine times for a season-high 46 yards against Samford Oct. 13...carried four times for 27 yards and scored his first career touchdown (2 yards) at Old Dominion Nov. 17...returned a kickoff for a season-long 27 yards against The Citadel Oct. 20...earned his first varsity letter.
High School – Prepped at Monacan High in Chesterfield, Virginia ... as a senior ran the ball 236 times for 1,606 yards (1,788 total yards) and scored 27 touchdowns to earn Second Team All-State honors...also named First Team All-District and First Team All-Region as a senior...two-time First Team All-Conference recipient...owns school records in career touchdowns (61), most touchdowns in a season (31), most career rushing yards (3,119) and most rushing yards in a season (1,606)...as a junior ran for 1,113 yards (1,364 total yards) and 31 touchdowns en route to Second Team All-Region honors
Major – Electrical and Computer Engineering

Bridy's Career Stats

Rushing							
YR	G	No.	Yds.	Avg.	LG	TD	YPG
2019	12	38	181	4.6	25	0	14.6
2018	10	25	100	4.0	18	1	10.0
Totals	22	63	281	4.3	25	1	12.3



#8 Max Brimigion

Sophomore ♦ WR ♦ 6-1, 176
Weddington, N.C.
Weddington

2019 – Played in 11 of 12 games at wide receiver and started the Western Carolina and Chattanooga games...caught 24 passes for 253 yards and a touchdown...played a season-high 46 plays at The Citadel Oct. 5...had two games with five receptions each including a season-best 59 yards receiving at Mercer Oct...snagged a 32-yard touchdown reception against Mars Hill Sept. 7...caught a 30-yard reception at Army Nov. 16.
High School: Played wide receiver and corner and held placements at Weddington High School, earned All-State, All-Conference and All-State honors...career stats include 128 catches, 2,642 yards, 33 touchdowns, 8 blocked field goals and 13 interceptions...four year letterman in football...holds the school record for most reception yards in a game, season and career...earned team awards most improved offense, coaches award, and special teams player of the year...honor roll student.
Major: Engineering

Brimigion's Career Stats

Receiving							
YR	G	No.	Yds.	Avg.	LG	TD	YPG
2019	11	24	253	10.5	32	1	23.0
Totals	11	24	253	10.5	32	1	23.0



Meet the Players



#22 Will Bunton

R-Junior ♦ DB ♦ 6-2, 201
Camden, N.C.
Camden

2019 – Played in four games...on the field for 106 plays including a season-high 30 against Western Carolina Nov. 2...credited with four tackles on the year including two solo stops in the opener at Marshall Aug. 30...intercepted a pass against Marshall.

2018 – Appeared in all 11 games in a reserve role in the secondary and on special teams...saw action on 172 total plays...opened the season with a year-high five tackles at Toledo Sept. 1...had four tackles including three solo at Samford...lettered for the second time.

2017 – Appeared in five games as a true freshman...lettered.

High School - Played in 31 varsity games in high school, including 12 as both a junior and senior...recorded 87 tackles over his career, including 54 solo take-downs, for an average of 2.8 tackles per game...logged 36 tackles as a junior and 26 as a senior...tallied 13 interceptions in high school, including seven as a sophomore, five as a junior and one his senior year...297 interception yards, including 151 his sophomore year and 146 as a junior...also played as a tailback on offense, recording 16 touchdowns his final two years...had 10 touchdowns as a senior, including seven on the ground, two in the air and one pick-six.

Major – Biology



#35 Ethan Caselberry

Junior ♦ OLB ♦ 6-4, 200
Sparkman, Ala.
Sparkman

2019 – Played in all 12 games and started nine games with five at outside linebacker and four in the secondary at safety...tied for second on the team in total tackles with 70...tied for second on the team in pass breakups with six...had a season-high 10 tackles against Wofford with five solos and five assists...had six games with 7+ tackles...broke up two passes in both the Robert Morris and ETSU games.

2018 - Played in all 11 games as a true freshman...named to SoCon All-Freshman team...made his first college start in week two at Wofford and remained in the starting lineup for a string of 10 consecutive starts at free safety...on the field for 751 plays...ranked third on the team in total tackles with 81 including 2.5 TFL for nine yards...broke up three passes on the year...posted a season-high 10 tackles (six solo, four assists) at Samford Oct. 13 and added nine-tackle outings against Wofford, The Citadel, and Old Dominion...credited with a 0.5 sack for four yards in his first college game at Toledo...broke up passes against The Citadel, Tusculum, and Old Dominion...earned his first letter.

High School – Named First Team All-State and First Team All-Region as a senior after recording 112 tackles, six interceptions, two forced fumbles, two fumble recoveries and two blocked field goals...three-year letterwinner.

Major – Economics and Business

Bunton's Career Stats

Defensive												
YR	G	T/A	Tot.	QBS	TFL-Y	FR	FF	PBU	Int.	Yds.	TD	
2017	5	0/1	1	0	0	0	0	0	0	0	0	
2018	11	11/6	17	0	0	0	0	1	1	0	0	
2019	4	2/3	5	0	1.0-1	0	0	1	1	0	0	
Totals	20	13/9	22	0	1.0-1	0	0	2	2	0	0	

Caselberry's Career Stats

Defensive												
YR	G	T/A	Tot.	QBS	TFL-Y	FR	FF	PBU	Int.	Yds.	TD	
2018	11	43/38	81	0.5-4	2.5-9	0	0	3	0	0	0	
2019	12	38/32	70	0-0	2.0-3	0	0	6	0	0	0	
Totals	23	81/70	151	0.5-4	4.5-12	0	0	9	0	0	0	



#45 Ernie Campbell

R-Freshman ♦ TE ♦ 6-2, 220
Richmond, Va.
Freeman

2019 – Joined the program for the 2019 season...did not see game action.

High School – A graduate of Douglas Freeman HS in Richmond, Va.

Major – Economics and Business



Ethan Caselberry



Meet the Players



#89 Jack Caussin

R-Freshman ♦ WR ♦ 6-3, 200
Springfield, Va.
West Springfield

2019 - Joined the program for the 2019 season...played in the first two games...played 26 snaps against Marshall and 13 against Mars Hill.

High School – A four-year letterwinner at West Springfield HS in Springfield, Va. ...a two-time all-conference honoree and one-time all-region...caught 25 passes in his senior season for 648 yards, an average of 25.9 yards per catch... found the end zone seven times...for his career, he had 43 receptions for 1,054 yards and 12 touchdowns...also made 39 tackles on the defensive side of the ball...brother Michael played collegiate football for James Madison and went on to compete in the NFL for five seasons as a tight end with the Jaguars, Bills and Redskins.

Major – Biology



#9 Tyren Cloyd

Senior ♦ LB ♦ 6-3, 205
Richmond, Va.
Benedictine

2019 – Played in all 12 games making seven starts at outside linebacker...saw 698 total plays of action...had 50 total tackles on the season with 2.5 TFL for 11 yards...finished the season strong with a season best seven tackles including a sack for three yards and a quarterback hurry...logged six tackle games against ETSU, Samford, and Mercer...credited for 1.5 sacks for 8 yards against Mercer...recovered a fumble against Robert Morris and forced a fumble versus Samford...had a pass break-up in the Wvofford game ... earned 2019-20 SoCon Academic Honor Roll.

2018 – Moved into the starting lineup and played in 10 games...made seven starts on the season at outside linebacker including the last five games of the season... played a total of 714 snaps...posted the sixth most tackles on the team with 41 including 2.5 TFL for seven total yards...had a career-high eight tackles vs. The Citadel Oct. 20...logged five tackles each against Western Carolina, Tusculum, Furman, and Old Dominion...intercepted and returned a pass 29 yards for a touchdown at Chattanooga Oct. 27...recovered a fumble vs. Tusculum...lettered for the second time.

2017 – Appeared in seven games mostly on special teams and lettered for the first time...played a season-high 35 snaps against Chattanooga...credited with four tackles vs. Chattanooga and three stops vs. Mercer.

High School - Had 40 tackles and two forced fumbles as a senior...also recovered three fumbles and had four tackles for loss...as a junior in 2015, logged 33 tackles (19 solo) over nine games for an average of 3.7 tackles per game...had three tackles for loss in 2015, including one sack, and caused two fumbles, recovering both... served as team captain...played on two state championship squads...starting outside linebacker in 804 vs. 757 Senior Bowl...lettered three years in track in long and triple jumps...uncle played ILB at UVA-Wise.

Major – Civil Engineering

Cloyd's Career Stats

Defensive											
YR	G	T/A	Tot.	QBS	TFL-Y	FR	FF	PBU	Int.	Yds.	TD
2017	7	4/6	10	0	0	0	0	0	0	0	0
2018	10	16/25	41	0	2.5-7	1	0	0	1	29	1
2019	12	19/31	50	1.5	2.5-11	1	1	1	0	0	0
Totals	29	39/62	101	1.5	5.0-18	2	1	1	1	29	1



#64 Jarvis Chandler

R-Freshman ♦ OL ♦ 6-5, 270
Bon Air, Va.
James River

2019 - Joined the program for the 2019 season...did not see game action.

High School: A graduate of James River HS in Midlothian, Va. ... lettered for two seasons under head coach Robert Henderson at tackle ... earned second-team all-region accolades ... also competed on the lacrosse team as an attackman ... played basketball at Bon Air ... his uncle played defensive end for Nebraska's first national championship team.

Major: History



Tyren Cloyd

Meet the Players



#37 Daniel Cox

R-Freshman ♦ WR ♦ 5-10, 167
Roanoke, Va.
Patrick Henry

2019 - Joined the program in 2019...did not see game action ... earned 2019-20 SoCon Academic Honor Roll.

High School – A graduate of Patrick Henry High School in Roanoke, Va.

Major – Mechanical Engineering



#79 Brad Davis

Senior ♦ OL ♦ 6-4, 303
Victoria, Va.
Fuqua School

2019 – Moved to the center position prior to the start of the season and started all 12 games there extending his offensive line starting streak to 23 games...on the field for 940 total plays on the season – the most of anyone on the squad...earned 2019-20 SoCon Academic Honor Roll.

2018 – Moved into the starting lineup and made 11 starts at right guard...played the most snaps of VMI offensive linemen with 948 plays...entered the year as a pre-season All-SoCon second team selection...SoCon Academic Honor Roll recipient...lettered for the second time.

2017 – Played in six games seeing action as a reserve...appeared for a combined total of 49 plays in games against Air Force, Catawba, Robert Morris, Chattanooga, Furman, and Western Carolina...lettered as a true freshman.

High School - All-State First Team OL in 2015 and 2016 and was First Team All-State as DL in 2016...two-time team MVP on OL...had 38 tackles and 31 assists with a sack and pass deflection in 2016...named a Virginia Commonwealth Conference First Team All-Conference offensive lineman in 2014...VCC All-Academic in 2013 and 2014...SCA Pres. and recipient of the Anna McGovern scholarship...father was an offensive lineman at Randolph-Macon.

Major – Mechanical Engineering



#56 Warren Dabney

Junior ♦ DL ♦ 6-1, 303
Cumberland, Va.
Fuqua School

2019 – Started 11 of 12 games at nose tackle...on the field for 663 plays during the year...accumulated 32 total tackles with 2.5 TFL for 10 yards and two sacks for 9 yards...had a season-high seven tackles against Western Carolina and posted six stops against Robert Morris...intercepted a pass against Army and returned it five yards...credited with sacks in the Mars Hill, Western Carolina, and Chattanooga games...had four quarterback hurries including two at The Citadel.

2018 – Played in all games as a true freshman including 10 starts...on the field for 532 snaps...had 17 tackles with nine solos and eight assists...racked a season-high four tackles – all solo-vs. Mercer Sept. 29...had a tackle for loss for 16 yards at Chattanooga...recovered a fumble vs. Furman Nov. 10...earned his first letter.

High School – Named 2016-17 first team All-State offensive lineman and second team All-State defensive line...selected 2015-16 second team All-State for both offensive and defensive line...team DL MVP...played on VISAA Division III state championship squad...lettered four years in football and also lettered in basketball...presented the Boyd J. Dagby award.

Major – Psychology

Dabney's Career Stats

Defensive											
YR	G	T/A	Tot.	QBS	TFL-Y	FR	FF	PBU	Int.	Yds.	TD
2018	10	9/8	17	1-16	2.0-20	1	0	0	0	0	0
2019	12	11/21	32	2-9	2.5-10	0	0	0	1	-5	0
Totals	22	20/29	49	3-25	4.0-30	1	0	0	1	-5	0



Brad Davis



Warren Dabney



Meet the Players



#3 Noah Delaney-Manuel

Senior ♦ OLB ♦ 6-5, 234
Fredericksburg, Va.
Chancellor

2019 – Sidelined by injury and did not see game action.
2018 – Played in the first three games before having his season curtailed by injury... played 130 snaps including a season-high 55 snaps in the season opener at Toledo... had four solo stops and two assists at Wofford Sept. 8...lettered for the second time.
2017 – Did not play in the first five games of the year and saw his first action against Samford where he participated on 28 plays and registered three solo and four assisted tackles...also played in Furman and Western Carolina games...lettered as a true freshman.
High School - Totaled 187 career tackles in high school, including 104 his senior year, for an average of 8.7 tackles per game...41 of the 104 tackles in 2016 were solo takedowns as he logged 9.5 tackles for loss in addition to a pass breakup and forced fumble...as a junior, logged 58 tackles (10 solo) for an average of 5.3 tackles per game and had four tackles for loss and one pass breakup...registered seven sacks in high school, six of which came his senior year...saw time as a wide receiver both years, tallying nine catches for 160 yards as a senior (17.8 ypc) and eight receptions for 70 yards (8.8 ypc) as a junior...scored five receiving touchdowns in high school, including four in 2016.
Major – Economics and Business

Delaney-Manuel's Career Stats


Defensive											
YR	G	T/A	Tot.	QBS	TFL-Y	FR	FF	PD	Int.	Yds.	TD
2017	3	4/5	9	0	0	0	0	0	0	0	0
2018	3	5/3	8	0	0	0	0	0	0	0	0
2019	0	0/0	0	0	0	0	0	0	0	0	0
Totals	6	9/8	17	0	0	0	0	0	0	0	0



#55 Charles Dixon

R-Freshman ♦ OL ♦ 6-0, 230
Chesapeake, Va.
Indian River

2019 - Appeared in two games during the season...saw 19 snaps of action against Mars Hill in week 2 and 12 plays at Army in week 11.
High School: Three-year starter at Indian River in Chesapeake, Va., seeing action at DE and LB...two-time All-Region selection and three-time All-District pick...senior year stats – 74 tackles, 11 TFL, 7.5 sacks, 3 fumble recoveries, six forced fumbles, two interceptions and a safety...served as team captain for district champion football team...also lettered one year in both lacrosse and tennis and served as tennis team captain...honors student...plans to major in economics and business and minor in history...father played football at Navy and mother ran cross country and track at Navy...cousin Brianna Turner played basketball at Notre Dame and was selected in the WNBA draft.
Major – History



#12 DJ Dennis

R-Sophomore ♦ DB ♦ 5-11, 187
Stafford, Va.
Colonial Forge

2019 - Played in all 12 games at reserve secondary and on special teams...saw action on 179 snaps during the season...credited with four solos and three assisted tackles on the season...returned one kick for seven yards.
2018 – Appeared in the last four games of the season (Chattanooga, Tusculum, Furman, ODU)...lettered for the first time...was tabbed most improved defensive performer in 2019 spring drills.
High School – Four-year letterwinner as both a wide receiver and defensive back... named All-Conference, All-Area, All-Region and All-NOVA as a senior helping team to a 12-1 record...as a senior logged five interceptions, 38 receptions for 621 receiving yards and seven touchdowns.
Major – Civil Engineering

Dennis' Career Stats

Defensive											
YR	G	T/A	Tot.	QBS	TFL-Y	FR	FF	PD	Int.	Yds.	TD
2019	12	4/3	7	0	0	0	0	0	0	0	0
Totals	12	4/3	7	0	0	0	0	0	0	0	0




#38 Steven Doldy

R-Freshman ♦ DB ♦ 5-10, 165
Pennington, N.J.
Hopewell Valley Central

2019 – Did not see game action.
High School – A graduate of Hopewell Valley Central – Pennington, N.J.
Major – Civil Engineering

Meet the Players



#29 Alladin Elroumy

R-Freshman ♦ DB ♦ 6-2, 185
Bedford, Va.
Liberty

2019 – Did not see game action.

High School – A graduate of Liberty High School in Bedford, Va.

Major - Economics and Business



#74 Marshall Gill


Junior ♦ OL ♦ 6-4, 270
West Point, Va.
West Point

2019 – Returned to the offensive line as a starter for the second straight year and started all 12 games at left tackle...on the field for a total of 883 plays which was second most among offensive linemen...executed 90+ plays in three games last year including 96 snaps in overtime win at ETSU.

2018 – Started all 11 games as a true freshman and manned the left tackle position all season...named to the SoCon All-Freshman team...on the field for 830 plays...saw action on 109 snaps at Western Carolina Sept. 22...lettered for the first time.

High School – Named an All-District and All-Conference lineman for three straight years at West Point HS in West Point, Virginia ... named All-Region as a senior after earning 45 tackles, 13.5 tackles for loss, two sacks and five fumble recoveries ...four year letterman in football and track...led team in pancake blocks and had one sack allowed in all four years...all-state discus thrower in track...honor roll 11th grade and served as class president for two years.

Major - Economics and Business



#60 Declan Franklin

R-Freshman ♦ DL ♦ 6-1, 255
Woodstock, Va.
Central

2019 - Played in three games on the season – Mars Hill, Furman, Army...recovered a fumble against Mars Hill Sept. 7 and also credited with a tackle...saw 34 total plays of action.

High School – A graduate of Central High School in Woodstock, Va.

Major – English

Franklin's Career Stats

Defensive												
YR	G	T/A	Tot.	QBS	TFL-Y	FR	FF	PD	Int.	Yds.	TD	
2019	3	1/0	1	0	0	1	0	0	0	0	0	
Totals	3	1/0	1	0	0	1	0	0	0	0	0	



Marshall Gill



#39 Charlie Garbett

R-Freshman ♦ LB ♦ 6-1, 195
Richmond, Va.
Benedictine


2019- Joined the program for the 2019 season...did not see game action.

High School – A graduate of Benedictine Preparatory in Richmond, Va.

Major – International Studies



Meet the Players



#97 Jaylon Haney

Sophomore ♦ DL ♦ 6-2, 250
Dandridge, Tenn.
Jefferson County

2019 – Played in seven games mostly at reserve defensive line but started The Citadel game at nose tackle where he played on 69 snaps...posted four solos and five assists for nine stops on the year...had five tackles against The Citadel including two TFL for six yards and two QB hurries.

High School: A four-time letterwinner and two-year captain at Jefferson County HS in Dandridge, Tenn...earned all-region honors twice...a two-time defensive lineman of the year...named to the Region I 6A All-Academic Team...earned third-team defensive honors from 5starpreps.com...an honor roll student all four years.

Major – Biology

Haney's Career Stats

Defensive											
YR	G	T/A	Tot.	QBS	TFL-Y	FR	FF	PD	Int.	Yds.	TD
2019	7	4/5	9	2	2.0-6	0	0	0	0	0	0
Totals	7	4/5	9	2	2.0-6	0	0	0	0	0	0



#65 Nick Hartnett

R-Sophomore ♦ OL ♦ 6-3, 296
Springfield, Va.
West Springfield

2019 – Emerged as a starter on the season and played in nine of 12 games with starts at left guard in all of those contests...on the field for 660 snaps and played 100+ snaps in back-to-back games against ETSU and Robert Morris...earned 2019-20 SoCon Academic Honor Roll.

2018 - Did not see game action during the season...lettered for the first time.

High School – Prepped at West Springfield HS in Springfield, Virginia ... served as team captain...played both offensive and defensive line at West Springfield...as a senior played in eight games, had 17 solo tackles and 32 total tackles including seven tackles for loss and six sacks...as a junior was named Second Team All-Conference as a right tackle on the offensive line...participated in JROTC and West End Rugby...great-grandfather played OL at Auburn.

Major – Biology



#14 Jakob Herres

Junior ♦ WR ♦ 6-4, 211
Easton, Pa.
Easton Area

2019 – Complied one of the best statistical seasons by a wide receiver in VMI history...named first team All-SoCon on offense...named Hero Sports sophomore All-American...led the team in receiving with 72 catches for 1091 yards and eight TDs...became only the fourth VMI receiver to amass 100+ receiving yards in a season...led the SoCon in receptions/game (6.0) and receiving yards/game (90.9)...had five 100-yard receiving games on the season which game him seven for his career and ties him for second most in program history...caught eight passes for 175 yards and two touchdowns including a 61-yarder in win at The Citadel and followed one week later with 10 catches for 172 yards in win against Samford...had seven games with 7+ receptions...played all 12 games with 10 starts...averaged 15.2 yards per catch...caught eight passes for 152 yards and two touchdowns in season finale against Chattanooga and also had 100-yard game versus Western Carolina (105-1TD) and Furman (102-1TD).

2018 – Played in nine games as a true freshman with three starts at wide receiver...named to the SoCon All-Freshman team...missed the Tusculum and Furman games due to injury...on the field for 425 plays during the season...caught 27 passes for 437 yards and was second on the team in TD receptions with five...ranked fifth in the SoCon in receiving yards a game with 47.7...produced 100yard receiving games in back-to-back appearances with six catches for 117 yards and one TD vs. The Citadel Oct. 20 and seven catches for 118 yards and one TD at Chattanooga Oct. 27...also caught TD passes against Wofford, Western Carolina, and Mercer...caught a season-long 32-yarder against The Citadel...scored 32 points on the season including a receiving PAT against Mercer...caught at least two passes in seven straight games...lettered as a true freshman.

High School – Named an AP 6A First Team All-State wide receiver at Easton Area HS in Easton, Pennsylvania...named a First Team All-State receiver by PA Football News and EasternPAFootball.com...named a First Team All-Area receiver by LehighValleyLive and by Morning Call...also named a First Team All-League WR/DB by the Eastern PA Conference...owns multiple school records including career receiving yards (1,796), single game receptions (13), single game receiving yards (172), single season receiving touchdowns (14), single season receiving yards (1,230) and single season receptions (67)...as a senior recorded 67 receptions for 1,230 yards and 14 touchdowns, averaging 94.6 receiving yards per game and 18.4 yards per catch.

Major - Economics and Business

Herres' Career Stats

Receiving							
YR	G	No.	Yds.	Avg.	LG	TD	YPG
2018	9	27	437	16.2	32	5	48.6
2019	12	72	1091	15.2	61	8	90.9
Totals	21	99	1528	15.7	61	13	69.8



Nick Hartnett

Jakob Herres

Meet the Players



#80 Ty'Rell Holley

R-Freshman ♦ WR ♦ 6-0, 175
Gatesville, N.C.
Gatesville

2019 - Joined the team for the 2019 season...did not see game action.
High School – A graduate of Gatesville (N.C) High School
Major - Biology



#54 Ayden Jilson

R-Sophomore ♦ OL ♦ 6-5, 307
Fredericksburg, Va.
Colonial Forge

2019 – Did not see game action.
2018 – Did not see game action...lettered for the first time.
High School – 2017 first team All-Region at center in football... two-year letterman in 2016 and 2017...also a two-year letterman in lacrosse on defense and was selected 2017 second team All-Conference.
Major – Psychology



#11 Michael Jackson

Junior ♦ WR ♦ 6-2, 184
Henrico, Va.
JR Tucker

2019 – Played in 10 games at wide receiver...caught five passes for 43 yards... has 12-yard receptions each against Marshall and Western Carolina and caught two passes for 12 yards against The Citadel...earned 2019-20 SoCon Academic Honor Roll.
2018 – Played in seven games as a true freshman...finished the season with a flurry with six catches over the last two weeks of the season including five catches for 44 yards at Old Dominion Nov. 17...caught two passes each against Wofford College Sept. 8 and Samford Oct. 13...lettered for the first time.
High School – Lettered four years as both a wide receiver and defensive back ... All-Conference recipient as a senior ... played in the Big River Rivalry All-Star game in the summer of 2017 ... also played four years on the basketball team as a forward/center and named a team captain as a senior ... ran the 400 meters for the track team ... member of the National Honor Society.
Major – Electrical and Computer Engineering

Jackson's Career Stats

Receiving							
YR	G	No.	Yds.	Avg.	LG	TD	YPG
2018	6	10	78	7.8	13	0	13.0
2019	10	5	43	8.6	12	0	4.3
Totals	16	15	121	8.2	13	0	8.7



#26 Carter Johnson

Junior ♦ OLB ♦ 6-3, 223
Huntsville, Ala.
Huntsville


2019 – Played in all 12 games...made one start at The Citadel...registered nine solo and nine assisted tackles...11 of his 18 tackles came in November including a season-high five tackles at Army (3 solos, 2 assists)...produced a tackle-for-loss for 7 yards against Mars Hill Sept. 7.
2018 – Saw action in seven games as a true freshman...played in the season opener at Toledo Sept. 1 and was on the field for the last six games of the campaign...saw action on 80 plays...finished with five solos and four assists for nine tackles...credited with two solos and one assist at Old Dominion Nov. 17... lettered for the first time.
High School – 2017 All-City team...as a senior made 72 tackles including one tackle for loss and one forced fumble...also had four interceptions and 78 interception return yards including one touchdown...served as the team's long snapper...four-year letterman in football...A-B Honor Roll member.
Major – Psychology

Johnson's Career Stats

Defensive											
YR	G	T/A	Tot.	QBS	TFL-Y	FR	FF	PD	Int.	Yds.	TD
2018	7	5/4	9	0	0	0	0	0	0	0	0
2019	12	9/9	18	1	1.0-7	0	0	0	0	0	0
Totals	19	14/13	27	1	1.0-7	0	0	0	0	0	0



Meet the Players



#28 Marquan Jones

R-Freshman ♦ DB ♦ 5-9, 178
Charlottesville, Va.
Albemarle

2019 – Came to the program prior to the season...did not see game action.
High School – A graduate of Albemarle High School in Charlottesville, Va.
Major – Economics and Business



#19 Sal Mancuso

R-Junior ♦ QB ♦ 5-9, 165
Manhasset, N.Y.
Manhasset

2019 – Did not see game action...named to both the SoCon Commissioner's medal and SoCon Academic Honor Roll for academic excellence.
2018 – Did not see game action...named to the SoCon Academic Honor Roll...lettered for the first time.
2017 – Did not see game action.
High School – A graduate of Manhasset HS in Manhasset, N.Y.
Major - History



#1 Aljareek Malry

Sophomore ♦ DB ♦ 6-0, 173
Lanham, Md.
Duval

2019 – Played in all 12 games seeing action at safety...started at three different positions during the season (linebacker, cornerback and safety)...on the field for 717 total plays...led all freshmen in tackles and placed fifth on the charts overall with 62 stops...broke up two passes and had two tackles for loss for nine yards...had a season-high 11 tackles in win over Samford...logged eight tackles each against Mars Hill Sept. 7 and Western Carolina Nov. 2...scored a safety against Robert Morris Sept.21.
High School – A graduate of Duval High School in Lanham, Md. ... earned an all-star spot as a senior...also played wide receiver and returned kicks.
Major – Economics and Business

Malry's Career Stats

Defensive											
YR	G	T/A	Tot.	QBS	TFL-Y	FR	FF	PD	Int.	Yds.	TD
2019	12	38/24	62	0	2.0-9	0	0	2	0	0	0
Totals	12	38/24	62	0	2.0-9	0	0	2	0	0	0



Aljareek Malry



#50 Tristan Mann

R-Freshman ♦ TE ♦ 6-6, 245
North Chesterfield, Va.
Monacan

2019 – Split time between offensive line and tight end...played in one game (Mars Hill) and saw 13 snaps of action.
High School: Named first-team All-Region and second-team All-Metro at Monacan HS in North Chesterfield, Virginia... was selected to compete in the Big River Rivalry High School All-Star Game ... earned a spot on the Presidential Honor Roll ... a member of the National Honor Society and the BETA Club ... lettered four times in football and also once in baseball as a pitcher/first baseman.
Major: Biology



#53 Malachi Mills

R-Freshman ♦ OL ♦ 6-4, 255
Richmond, Va.
Douglas Freeman

2019 - Joined the program for the 2019 season...did not see game action... 2019-20 SoCon Academic Honor roll...father and grandfather both played football at VMI.
High School – A graduate of Douglas Freeman HS in Richmond, Va.
Major – Psychology



Meet the Players



#91 Jalen Moore

R-Sophomore ♦ OL ♦ 6-3, 293
Axton, Va.
Tunstall Senior

2019 – Did not see game action.

2018 – Did not see game action...lettered for the first time ... named to the 2019 SoCon Academic Honor Roll.

High School – Prepped at Tunstall Senior HS in Axton, Va...lettered in football three years and basketball for two years...participated in the DECA Club...Honors graduate...named a Graduate of Merit...vice president of the SCA and vice president of the senior class...nominated for Homecoming royalty as a senior.

Major - International Studies



#16 Christopher Owens

R-Junior ♦ WR ♦ 6-0, 183
Southern Pines, N.C.
Pinecrest

2019 – Played in seven games at wide receiver...caught two passes for 16 yards in the opener at Marshall...had a 20-yard reception against Mars Hill Sept. 7... returned a punt against Western Carolina Nov. 2.

2018 – Did not see game action...lettered.

2017 – Played in six games late in the season...on the field for 39 snaps...made his first catch against Furman (5 yards)...added a 10-yard catch in the season finale against Wofford...lettered.

High School – A graduate of Pinecrest High School in Southern Pines, N.C... over his junior and senior seasons, totaled 60 catches for 1,548 yards for an average of 25.8 yards per reception...tallied 17 receiving touchdowns between his junior and senior years...averaged 77.4 receiving yards per game the past two years...in 12 games as a senior, logged 43 receptions for 1,074 yards and 10 touchdowns, averaging 25 yards per catch and 89.5 receiving yards a game...had a season-best 93-yard TD reception...as a junior in 2015, played in eight varsity games and had 17 receptions for 474 yards for an average of 27.9 yards per catch and 59.3 receiving yards per game...totaled seven receiving touchdowns as a junior.

Major - English

Owens' Career Stats

Receiving		No.	Yds.	Avg.	LG	TD	YPG
2017	6	2	15	7.5	10	0	2.5
2018		Did not play					
2019	7	3	3	12.0	20	0	5.1
Totals	13	5	18	10.2	30	0	3.75



#4 Seth Morgan

R-Freshman ♦ QB ♦ 6-3, 175
Pittsburgh, Pa.
Mount Lebanon

2019 – Played in the first two games of the season...scored touchdowns on both of his two rushing attempts on the year...had a three-yard scoring run against Marshall in the season opener and followed with a six-yard TD one week later against Mars Hill...completed one of two passes for 20 yards against Mars Hill.

High School: Two-year letterman at quarterback and was named first team All-Conference at Mount Lebanon HS in Pittsburgh, Pa...holds the school single season all purpose yards record (3,643 yards) and single game passing yards (457 – 6th best in WPIAL history...also participated in Nike Elite 7 on 7 team and was Indianapolis All-Tournament at QB...also lettered three years in track and posted a career best 6'-6'...honor roll...plans to major in economics and business...father Doug played linebacker at UTEP from '85-'89 and was first team All-WAC and finished career as the all-time leading tackler with 375 tackles...sister Skylar played tennis at Connecticut College.

Major – Psychology

Morgan's Career Stats

Passing								
YR	G	Cmp.-Att.	Effic.	Pct.	Yds.	TD	INT	LG
2019	2	1-2	134.0	50.0	20	0	0	20
Totals	2	1-2	134.0	50.0	20	0	0	20



#58 Grayson Owens

R-Freshman ♦ OL ♦ 6-3, 205
Arlington, Va.
Yorktown

2019 – Joined the program for the 2019 season...did not see game action.

High School – Attended Yorktown High School.

Major - English



Meet the Players



#66 Jacob Peace


R-Sophomore ♦ OL ♦ 6-6, 325
Berryville, Va.
Clarke County

2019 – Saw action in the first two weeks of the season...played six snaps in the opener against Marshall and was on the gridiron for 30 plays against Mars Hill.

2018 – Did not see game action...lettered for the first time...named most improved offensive performer for '19 spring drills.

High School – Earned 2017 first team all-conference and second team All-Region honors at Clarke County HS in Berryville, Virginia...named 2016 second team all-conference...played both offensive and defensive tackle...three-year letterman...holds several school weight room records including sophomore, junior and senior bench press, Iron Eagle – weight lifting 1200# in 2016 and Platinum Eagle 1700# + in 2016...also lettered one-year in wrestling.

Major - Psychology



#7 Josh Sarratt

Sophomore ♦ DB ♦ 5-11, 175
Stafford, Va.
Colonial Forge


2019 – Emerged as a starter in the secondary at free safety and also played a role as a punt returner on special teams...started the first five games before a knee injury ended his season...had 19 tackles on the season including 11 solo hits...posted a season high 11 tackles in win at ETSU Sept. 14...intercepted a pass against Robert Morris...broke up three passes at Mars Hill.

High School: As a senior, earned Class 6, Region B all-Region honors as a defensive back, a wide receiver and kick returner at Colonial Forge HS in Stafford, Va.... a first-team all-state honoree at defensive back and kick returner; second-team as a wide receiver...a three-time District Defensive Player of the Year...Named the All-Area Player of the Year by the Fredericksburg Freelance Star in 2017...also a point guard on the Colonial Forge basketball team.

Major – Economics and Business

Sarratt's Career Stats

Defensive											
YR	G	T/A	Tot.	QBS	TFL-Y	FR	FF	PD	Int.	Yds.	TD
2019	5	11/8	19	0	0-0	0	0	5	1	1	0
Totals	5	11/8	19	0	0-0	0	0	5	1	1	0




#93 Jerry Rice

R-Freshman ♦ K/P ♦ 5-7, 146
Daleville, Va.
Lord Botetourt

2019 - Joined the program for the 2019 season...did not see game action.

High School – A graduate of Lord Botetourt HS in Daleville, Va.

Major – Biology



#21 Kyser Samuel

R-Freshman ♦ WR ♦ 5-9, 165
Columbia, S.C.
Gray Collegiate Academy

2019 – Joined the program for the 2019 season...appeared in four games – Mars Hill, Robert Morris, Wofford, and Mercer...credited with a tackle against Mercer.

High School: Three-year letterman as a wide receiver, cornerback, and running back at Gray Collegiate Academy in Columbia, S.C....named all-region and had a 56-yard TD reception in Columbia Metro Bowl...was selected player of the week on ABC News 19...holds the school record for the broad jump.


Major: Economics and Business



Josh Sarratt



Meet the Players



#4 A.J. Smith

Senior ♦ DB ♦ 6-2, 204
Virginia Beach, Va.
Cox

2019 – Named to the first team All-SoCon defense by both coaches and media teams...Started 11 of 12 games at safety...did not play in season finale against Chattanooga...placed four on the team defensive charts with 67 tackles...led the team ranked second in the SoCon in interceptions with three...had double-digit tackle games against Mercer with 11 stops including three sacks and also posted 10 tackles against Wofford...intercepted two passes and returned them for a combined 39 yards against Mars Hill...named COSIDA Academic All-District 3.

2018 – Started all 11 games at safety extending his consecutive start streak to 18...co-led the team in tackles with 90 which tied with teammate Elliott Brewster for sixth in the SoCon (8.2) per game...led the VMI defense with 55 solo stops...broke up three passes...logged a season-high 11 tackles vs. ETSU and broke up passes Sept. 14...also produced 10 tackle games against Western Carolina and The Citadel...had a sack for nine yards against Tusculum Nov. 3...credited with nine tackles each outing vs. Samford, Chattanooga, Furman and Old Dominion...forced a fumble against The Citadel Oct. 20...on the field for 88 snaps at Western Carolina Sept. 22...named to the 2018 Google Cloud Academic All-America second team...2018-19 SoCon Academic Honor Roll recipient...lettered for the second time.

2017 – Played in all 11 games and was a starter at safety by mid-season...ranked sixth on the team in tackles with 48 stops with two pass break ups and a quarterback hurry...had six games with five or more tackles...top tackle games included The Citadel (9), Wofford (7) and Air Force (6) in his college debut...credited with pass break ups against Western Carolina and Wofford...named to SoCon All-Freshman Team.

High School – Prepped at Cox HS in Virginia Beach, Va...named a Top 50 Recruit by The Virginian-Pilot for 2017 in South Hampton Roads...named defense impact player of the year...had highest playoff passing percentage mark at Cox...first team all-conference and second team all-region...also lettered three years in basketball and was team MVP and second team all-conference.

Major - Mechanical Engineering

AJ Smith's Career Stats

Defensive											
YR	G	T/A	Tot.	QBS	TFL-Y	FR	FF	PD	Int.	Yds.	TD
2017	11	31/17	48	0	2.0-8	0	0	2	0	0	0
2018	11	55/35	90	1.0-9	2.0-11	0	1	3	0	0	0
2019	11	36/31	67	0	2.5-5	0	1	7	3	39	0
Totals	33	122/83	205	1.0-9	6.5-24	0	2	12	3	39	0



AJ Smith



#5 Stone Snyder

Sophomore ♦ LB ♦ 6-3, 225
Richmond, Va.
Monacan

2019 – Played in 10 of 12 games seeing time at reserve inside linebacker and special teams...saw more playing time as the season progressed and was on the field for 81 plays against Army Nov. 16...made starts against Furman and Army...posted 24 tackles on the season...produced season-highs with eight tackles and five solos for 13 tackles against Army.

High School: Earned first-team All-Metro and All-State Class 4 honors, splitting time between free safety and linebacker at Monacan HS in Chesterfield, Va...also a first-team all-region honoree as an offensive utility...made 25 solo tackles as a senior with 12 assists...played quarterback on offense, passed for 2,364 yards and 35 touchdowns (the most in school history), while rushing for 1,356 yards and 10 TDs...also served as the team's punter...the Monacan Scholar-Athlete of the month for November 2018...was the defensive captain for the under-19 U.S. National Football team that took the bronze medal in Mexico City in the summer of 2018...his dad played football at Shepherd University.

Major – Economics and Business

Snyder's Career Stats

Defensive											
YR	G	T/A	Tot.	QBS	TFL-Y	FR	FF	PD	Int.	Yds.	TD
2019	9	13/11	24	0	0-0	0	0	0	0	0	0
Totals	9	13/11	24	0	0-0	0	0	0	0	0	0



#30 Robert Soderholm

R-Sophomore ♦ LS ♦ 6-1, 216
Stafford, Va.
Mountain View

2019 – Developed into an outstanding specialist at long snapper...named Hero Sports sophomore All-American at long snapper...on the field for 110 snaps on the season...was a key part of VMI's improved special teams and kicking game.


2018 – Appeared in all 11 games as a true freshman and served on long snapper duties...lettered.

High School – Attended Mountain View HS in Stafford, Virginia.

Major - Biology



Meet the Players



#32 Montrell Stanley

R-Freshman ♦ LB ♦ 6-1, 195
Battleboro, N.C.
Rocky Mount Prep

2019 – Joined the program prior to the season...did not see game action.
High School – A graduate of Rocky Mountain Prep in Battleboro, N.C.



#15 Leroy Thomas

Sophomore ♦ WR ♦ 5-11, 180
Roanoke, Va.
Patrick Henry

2019 – Put together an impressive freshman campaign catching 54 passes for 594 yards...the 54 receptions were the second most on the team...earned Southern Conference All-Freshman honors...averaged 59.4 receiving yards per game which was the second most on the team...made six straight starts at midseason before injury sidelined him for the final two games of the season...had a season-high 10 receptions for 123 yards and a touchdown against Wofford September 28...snagged a 62-yard TD reception against Western Carolina which was the longest play from scrimmage on the year...caught at least one pass each game and had 7+ catches in four contests including eight receptions each against Samford and Furman.
High School: Lettered three times at Patrick Henry HS in Roanoke, Virginia., playing three positions (WR, RB and DB) ... was named All-District and All-Region during his high school career ... gained 1,007 yards rushing as a senior and caught 38 passes for 786 yards ... lettered for three seasons as a point guard on the basketball team.
Major – Economics and Business



#72 Shane Strand

R-Junior ♦ OL ♦ 6-5, 285
Fredericksburg, Va.
Colonial Forge

2019 – Saw considerable action as both a starter and reserve on the offensive line...made seven straight starts at midseason and started the season finale against Chattanooga...on the field for 740 plays and saw 104 plays at ETSU and 100 plays against Robert Morris.
2018 – Saw reserve action in nine games...lettered for the second time.
2017 – Did not see game action.
High School – A graduate of Colonial Forge HS in Fredericksburg, Va...named to the First Team All-6A South Region team as an offensive lineman...named to the First Team All-Conference 4 football team by InsideNova.com as a lineman...named second team All-State...sisters Sarah and Megan Strand both played women's soccer at VMI.
Major - Civil Engineering



Shane Strand

Thomas' Career Stats							
Receiving		No.	Yds.	Avg.	LG	TD	YPG
2019	10	54	594	11.0	62	3	59.4
Totals	10	54	594	11.0	62	3	59.4



Leroy Thomas



Meet the Players



#86 Jon Tobin

R-Sophomore ♦ TE ♦ 6-4, 220
Forest, Va.
Jefferson Forest

2019 – Played in the last nine games of the season action at reserve tight end and special teams...played a season high 26 snaps against Wofford...2019-20 SoCon Academic Honor Roll.

2018 – Did not see game action...lettered...named to the 2018 SoCon Academic Honor Roll.

High School – Two-year letterwinner as a tight end...participated in the 2018 Blue-Grey All-American game...selected as a "Redzone Prospect" by the Blue-Grey organization...participated in the Mid-Atlantic Super Combine and Virginia's Clash of Titans NUC Showcase...coached by Bob Christmas...lettered four years on the track team competing in sprints, jumps and throws...A/B Honor Roll member for three years...served as vice president of the National Science Honor Society...member of the National Honor Society...plans to major in civil engineering.

Major - Biology



#2 Reece Udinski

Senior ♦ QB ♦ 6-4, 224
North Wales, Pa.
North Penn

2019 – Established several new school passing records and was named 2019 All-SoCon second team offense on both coaches and media squads... compiled record setting numbers directing VMI's "air raid" offense for the second straight year...led the SoCon in passing and broke his own VMI single season passing record with 3,276 yards...His 19 touchdown passes were the second most in school history and he began the season with an FCS record 368 consecutive passes without an interception... also set new VMI single season records for total offense (3,155 yards) and best pass completion (63.9%) and tossed for 200 or more yards in 11 games in 2019, also a new school single season record...finished the year with 18 career 200-yard passing games and 41 career touchdown passes – both marks were second all-time in VMI football history...threw for a season-high 370 yards in win over Samford October 12...completed 25 of 35 passes for 335 yards and three touchdowns in win at The Citadel and tossed four touchdowns passes against Mars Hill.

2018 – Started all 11 games at quarterback to extend consecutive start streak to 12...rewrote the VMI season passing record book by throwing for 3,082 yards and become the first VMI QB in school history to surpass the 3,000 yard threshold... set season marks for completions (302) attempts (523), total plays (570) and tied the season mark for most TD passes in a season (20)...established VMI single game records for passing yards when he threw for 491 yards in VMI's 52-50 loss at Western Carolina September 22 which also stood as the second most yards by a SoCon QB during the year... completed 49 passes against The Citadel which was the most by a SoCon QB during the season...finished the year with three 400+ yard passing games and surpassed 300 or more yards passing in five games...ranked second in the SoCon in passing yards (278.7) and fourth in total offense (262.1)...lettered for the second time.

2017 – Played in eight games and completed 54.3% of his passes (51 of 94) for 432 yards – the second most among quarterbacks...ended the season on a high note completing 24 of 39 attempts for 207 yards and two touchdowns...was the only quarterback to have multi-TD passes last year...completed 14 of 27 passes for 105 yards with a season-long 28 yarder at ETSU.

High School – As a senior, named All-Area Player of the Year as he led the Knights to a 6A District 1 title and 14-1 record, falling only in the state championship game...MVP of Big 33 All-Star Game in 2017...named 6A First Team All-State by the Pennsylvania Football Writers Association and to the All-Southeastern PA football team...only second player in state high school history to throw for more than 4,000 yards in a single season...destroyed previous District 1 passing yards in a single season record with 4,119, breaking previous mark of 3,300...in 2016, tallied 41 receiving touchdowns on a 62 percent (210-336) completion percentage... averaged 274.6 pass yards per game, eclipsing 300 yards in six separate games, including school record 444 versus Garnet Valley...as a junior in 2015, named First Team All-League and Second Team All-Area as he went 154-241 passing for 2,471 yards...threw 20 receiving touchdowns in 2015.

Major - Economics and Business



#88 Tice Toomy

R-Freshman ♦ WR ♦ 6-4, 205
Glen Allen, Va.
Glen Allen

2019 - Joined the program prior to the season...played one game (Mars Hill) and was on the field for 13 snaps.

High School – A graduate of Glen Allen HS in Glen Allen, Va.

Major - Biology



Reece Udinski

Udinski's Career Stats

Passing								
YR	G	Cmp.-Att.	Effic.	Pct.	Yds.	TD	INT	LG
2017	8	51-94	91.4	54.3	432	2	4	28
2018	11	302-523	113.7	57.7	3082	20	16	72
2019	12	306-479	132.3	63.9	3276	19	5	62
Totals	31	659-1096	112.5	58.6	6790	41	25	72

Meet the Players



#98 Aaron Vardell

R-Freshman ♦ K/P ♦ 5-9, 175
Midlothian, Va.
Midlothian

2019 – Joined the program prior to the season...did not see game action...2019-20 SoCon Academic Honor Roll.

High School – A graduate of Midlothian HS in Midlothian, Va.

Major – Economics and Business



#0 Jordan Ward

Senior ♦ DL ♦ 6-1, 249
Ashburn, Va.
Briar Woods

2019 – Played and started all 12 games at end...saw the most plays of Keydet defensive linemen with 773 total on the season...had 53 tackles on the season which ranked ninth most among Keydet defenders and second among defensive linemen...led the team in tackles for loss with 11 for 41 yards...produced six quarterback hurries which was second on the team and fourth in the conference...racked up five games with six or more tackles including a season-high seven against Western Carolina...made a stat mark in TFL in 10 of 12 games including two for seven yards against Mars Hill...2019-20 SoCon Academic Honor Roll.

2018 – Played in all 11 games with heavy rotation on the defensive line and made one start (Chattanooga)...played a total of 475 snaps...compiled 26 snaps including three for loss for 12 yards...led VMI defenders in quarterback hurries with six...had a season-high five tackles each in two contests including a four-tackle solo effort with two quarterback hurries at Samford Oct. 13 and also had five stops against Furman...credited with an eight yard sack against Tusculum Nov. 10...earned 2018-19 SoCon Academic Honor Roll distinction...lettered for the second time.

2017 – Played in all 11 games in reserve defensive line duty and was on the field for 172 total snaps...posted six solos and 19 assists for 25 tackles...logged a season-high 8 tackles with a tackle-for-loss (2 yards) against Samford...racked up four tackles each against Air Force and Robert Morris.

High School – A graduate of Briar Woods – Ashburn, Va...posted 118 tackles over last two years at Briar Woods (54 solo, 64 assists) with 1 int, 5 sacks, 11 TFL, 2 PBU, and 3 FF...was selected the 2016 team MVP and defensive player of the year...was 2016 first team defense All-Conference and second team defense All-Region...tied three Briar Woods defensive records in 2016...was 2015 defensive lineman of the year at Briar Woods and named second team all-conference on defense and honorable mention on offense...four-year honor roll student and National Honor Society and posted a 4.00 GPA during the football season.

Major - Mechanical Engineering

Ward's Career Stats

Defensive											
YR	G	T/A	Tot.	QBS	TFL-Y	FR	FF	PD	Int.	Yds.	TD
2017	11	6/19	25	0	1.0-2	0	0	0	0	0	0
2018	11	16/10	26	1.0	3.0-12	0	0	1	0	0	0
2019	12	22/31	53	2.0	11.0-41	0	0	0	0	0	0
Totals	34	44/60	104	3.0	15.0-55	0	0	1	0	0	0



#34 Bryant Walker

R-Sophomore ♦ LB ♦ 6-0,197
Williamsburg, Va.
Warhill

2019 – Played in all 12 games seeing most action on special teams...participated in 109 plays...credited with a tackle in the season opener against Wofford...2019-20 SoCon Academic Honor Roll.

2018 – Did not see game action...lettered...2018-19 SoCon Academic Honor Roll recipient.

High School – Attended Warhill HS in Williamsburg, Va.

Major - Mechanical Engineering

Bryant's Career Stats

Defensive											
YR	G	T/A	Tot.	QBS	TFL-Y	FR	FF	PD	Int.	Yds.	TD
2018	2	1/1	2	0	0	0	0	0	0	0	0
2019	12	0/1	1	0	0	0	0	0	0	0	0
Totals	14	1/2	3	0	0	0	0	0	0	0	0



Jordan Ward

Meet the Players



#52 Eric Weaver

R-Sophomore ♦ DL ♦ 6-3, 300
 Fort Meade, Md.
 Fort Meade

2019 – Saw considerable action on the defensive for the first time in his college career...played in all 12 games and was on the field for 378 total snaps...started one game (Mars Hill)...compiled 15 total tackles and three tackles-for-loss for 14 yards including two for six yards at The Citadel...recovered a fumble against Marshall.

2018 – Saw action in four games in a reserve role...played a season-high 28 snaps against Furman...had two assisted tackles in the season opener against Toledo...lettered for the first time.

High School – Attended Fort Meade HS in Fort Meade, Maryland.

Major - Biology

Weaver's Career Stats

<i>Defensive</i>												
YR	G	T/A	Tot.	QBS	TFL-Y	FR	FF	PD	Int.	Yds.	TD	
2018	2	0/2	2	0	0	0	0	0	0	0	0	
2019	12	5/10	15	0	3.0-14	1	0	0	0	0	0	
Totals	14	5/12	17	0	3.0-14	1	0	0	0	0	0	



2020 Signees

Stephen Castle

DE, 6-5, 235, Mechanicsville, Va. (Hanover)

2019 All-Metro at defensive line...served as captain...received team's Iron Hawk Award...a four-year three-sport athlete and also captained the basketball team at center and competed in the disc, shot, and hurdles in track...NHS and all-academic in all three sports.

Andre Cooper II

WR, 6-5, 195, Orlando, Fla. (Lake Nona)

Had 151 career receptions for 1,886 yards and 21 touchdowns...Twice named second team All-District...Orlando Sentinel Super 60 Recruit...2019 All-Conference Metro...All-Conference SSAC in 2016 and 2017...two-time honorable mention All-State...selected to play in the Central Florida All-Star game...also lettered four years in basketball...father Andre Cooper played for Florida State (1993-96) and Denver Broncos (1998-2000) and was inducted into the Orange Bowl Hall of Fame in 2014...mother Heather Anderson competed for Florida State track (1993-96).

Jack Culbreath

K/P, 6-4, 175, Charlottesville, Va. (Monticello)

Named All-Jefferson District and second team 3C All-Region, and All-Central Virginia...holds school records for most extra points in a season, most season punt yards, best career punt average and most touchbacks in a season...multi-sport athlete and lettered four years in soccer and three years in swimming and placed fifth in the 50 freestyle VHSL 3A swim championships...National Honor Society.

Julio DaSilva

WR, 6-0, 170, Philadelphia, Pa. (West Catholic)

Lettered four years in football and two years in track... As a junior brought in 27 catches for 407 yards to average 15.6 yards per catch ... earned 12 solo special teams tackles as a junior.

Austin Doyle

OL, 6-5, 250, Lexington, Va. (Rockbridge County)

Earned second-team all-conference and all-district honors ... competed in the Virginia State Coaches Association All-Star game ... also played lacrosse in high school...father is a 1984 VMI graduate.

Christian Dunn

LB, 6-3, 215, Richmond, Va. (Benedictine)

Named second team VISAA All-State at line-backer...played for 2019 VISAA state champion Benedictine...lettered four years...also played tight end...brother Thomas Dunn played football at the University of Richmond.

Evan Eller

DB, 6-1, 210, Roanoke, Va. (Lord Botetourt)

The Virginia 3A State Defensive Player of the Year ... a second Team All-USA VA DB/LB as a junior ...compiled 80 solo tackles, 38 assists, 19 TFL, 5 sacks, and 3 interceptions in 2018...also played quarterback... was responsible for five TDs in just two and a half games on offense and 30 tackles and three INTs on defense before injury shortened his senior season...honor roll student.

Ben George

TE, 6-5, 240, Clarksburg, WV. (Robert C Byrd)

Three-year letterman playing tight end and defensive end at Robert C. Byrd High School... Honorable Mention All-State and second team All-County his senior season...first team All-Big 10 conference as a senior in 2019...also lettered four years in baseball playing OF, 1B, and C... father Patrick George played OT at University of Dayton and was a USFL signee with the Orlando Renegades...uncle Chris George was a wide receiver who spent time with Pittsburgh Steelers and CFL Edmonton Eskimos...selected to attend WV Mountaineer Boys State...plans to major in biology.

Collin Ironside

QB, 6-2, 205, Knoxville, Tenn. (Beardon)

Three-time first team all-region selection...served two years as team captain...career marks of 595 completions, 7,122 yards and 61 touchdowns which are all school career records...ranks in the top 10 all-time in state of Tennessee for completions... selected a National Football Foundation and College Football Hall of Fame Scholar...maintained a 4.0 GPA through high school and voted best all-around student...received leadership and excellence in business awards...brother Addison plays football at UVA-Wise.

Abdul Jawara

LB, 6-0, 215, Leesburg, Va. (Georgetown Prep)

First Team All-IAC ... Little Hoyas were the two-time IAC Champions ... also competed in track and field.

Josh Knapp

DB, 6-3, 180, Abingdon, Md. (Archbishop Curley)

A three-sport athlete at Archbishop Curley (football, basketball and lacrosse) ... was selected to represent Baltimore in 2019 Crab Bowl Game.



2020 Signees

Chance Knox

WR, 5-10, 160, Charleston, W.Va. (Capital)

Named first team All-MSAC and first team All-Kanawha Valley as a senior ... earned 1,124 all-purpose yards as a senior, including 542 receiving yards, 365 rushing and 217 return yards ... recorded 12 touchdowns in 2019, including seven receiving, four rushing TDs and one punt return for a touchdown ... named first team All-MSAC as a wide receiver as a junior in 2018 ... as a junior earned 543 receiving yards on 33 catches and seven touchdowns to average 16.4 yards per grab.

Alex Oliver

WR, 6-0, 175, Mechanicsville, Va. (Atlee)

As a senior had 45 catches for 1,027 yards and 13 touchdowns...co-holder of Atlee single game record for touchdown catches (5) and ranks second in most receiving yards in a game...ranked in top 10 list for most yards in a season...also had 20 tackles and two interceptions...twice named All-Region... earned honor roll two times...cousin plays for UVA football.

Rashad Raymond

RB, Fr., 5-10, 185 Cinnaminson, N.J. (Jireh Prep)

Prepped at Jireh Preparatory Academy in Matthews, N.C. in 2019...rushed for 50 yards and scored a touchdown against Naval Academy...started four years at Cinnaminson (N.J.) High School...as a junior, compiled 1406 offensive yards, 15 touchdowns, 5 conversions and a total of 100 points scored...in 2018, he had 1400 total offensive yards and 21 total touchdowns and accounted for 132 of the 248 points the team scored in 2018...rushed for 571 yards as a freshman.

Will Reid

OL, 6-4, 280, Richmond, Va. (Douglas Freeman)

2018 first team All-Region and 2018 honorable mention All-Metro...lettered three years as an offensive lineman...recipient of the Charles F. Eskridge Award for outstanding sophomore football player...Eagle Scout...National Honor Society...father Billy Reid played football at Hampden-Sydney College.

Tahj Summey

DB, 5-11, 170, Herndon, Va. (Westfield)

A second-team All-Concorde District honoree at defensive back ... also named honorable mention at defensive back as a junior...also plays guard on the basketball team at Westfield High and named honorable mention All-District in 2018-19.

Grant Swinehart

RB, 6-1, 190, Bridgewater, Va. (Turner Ashby)

Broke the school record with 1,628 rushing yards as a senior ... scored 25 touchdowns ... earned first-team all-district honors at running back and was second-team as a linebacker ... had 46 tackles, 16 for loss ... also competes in basketball in high school and is a state champion track athlete.

Aidan Twombly

TE, 6-3, 215, Waxhaw, N.C. (Marvin Ridge)

Earned All-Conference honors his senior year as a tight end...compiled 1,012 yards receiving and eight touchdowns during his high school career...lettered for two years... named the top TE prospect at the Appalachia Prep Combine in April before his senior season...honor roll student all four years...qualified for DECA states and received a silver on his concentration test...grandfather played football and baseball at University of New Hampshire.

Austin White

DB, 5-11, 175, Norfolk, Va. (Maury)

Part of Maury's first state title winning team in 80 years ... also played wide receiver...played on basketball and soccer teams.



Keydets Drop Season Opener at Marshall

HUNTINGTON, W.Va. – Despite cutting the Marshall lead to 21-7 early in the second quarter, the VMI football team allowed two more Thundering Herd touchdowns before the half to lift Marshall to an eventual 56-17 victory over the Keydets Saturday night at Joan C. Edwards Stadium in Huntington, West Virginia.



The Keydets (0-1) trailed 14-0 at the end of the first quarter and allowed another Marshall touchdown minutes into the second quarter to find themselves in a 21-0 hole. Instead of panicking, VMI marched down the field and quarterback Reece Udinski connected with senior Javeon Lara on a 50-yard touchdown catch.

Moments later, junior defensive back Will Bunton picked off Marshall quarterback Isaiah Green and the momentum appeared to be shifting in VMI's favor. However, the Keydets were unable to convert on the drive and Marshall refocused to score two more touchdowns to go up, 35-7, before the break.

"I was pleased with our kicking game and we were much improved on special teams tonight," said VMI head coach Scott Wachenheim. "Offensively, we didn't turn the ball over until late in the game until the last possession and I think Rohan Martin showed his ability as a slot receiver and Javeon Lara showed what he could do in the out and up. As always we saw a tremendous competitor there in Reece Udinski.

"We had an improved run game, but we weren't consistent enough. We had some good production there with Korey Bridy and Alex Ramsey running hard and Tyain Smith giving us depth. Defensively, we had two takeaways with Will Bunton grabbing an interception and Eric Weaver recovering a fumble. There's a lot of things we can build upon and I'm proud of this team."

Marshall picked up two touchdowns in the third quarter on a 33-yard reception and a one-yard scamper by Brenden Knox to go up 49-7 with one quarter to play.

The Keydets continued to fight and marched downfield early in the fourth quarter to set up a 28-yard field goal conversion by Grant Clemons. On VMI's ensuing possession, true freshman quarterback Seth Morgan entered the game for a play and scored a touchdown on a three-yard run around the corner with 8:48 to play.

Udinski finished the game completing 20 of 35 passes for 192 yards and zero interceptions. Under pressure all night, he was sacked four times by an overpowering Marshall defensive frontline. Redshirt junior Alex Ramsey netted 45 rushing yards on the night to lead the running back corps while Lara led all receivers with 72 receiving yards including his 50-yard TD reception. Senior receiver Rohan Martin led the group with seven catches for 61 yards.

Marshall finished the game with 620 total yards of offense including 340 through the air and 280 on the ground. Green went 18-28 for the Herd passing for 238 yards and four touchdowns. Gammage led the receivers corps with five grabs for 82 yards, while Tyler King led the way on the ground for the Herd with 75 net rushing yards on 10 carries. Sheldon Evans also proved dominant on the ground with 56 rushing yards.

The Keydets return to Lexington for their home opener next Saturday, Sept. 7, to face Mars Hill at 1:30 p.m. at Foster Stadium.

VMI (0-1) 17
Marshall (1-0) 56

Joan C. Edwards Stadium • Huntington, W.Va.
 Aug. 31, 2019 • Attendance: 23,875

VMI	0	7	0	10	-	17
MAR	14	21	14	7	-	56

FIRST QUARTER

MAR - Johnson 29 pass from Green (Rohrwasser kick) - 3:09
 MAR - Keaton 67 punt return (Rohrwasser kick) - 1:42

SECOND QUARTER

MAR - Henry 51 pass from Green (Rohrwasser kick) - 13:24
 VMI - Lara 50 pass from Udinski (Clemons kick) - 13:10
 MAR - Gaines 4 pass from Green (Rohrwasser kick) - 4:14
 MAR - Knox 1 run (Rohrwasser kick) - 0:00

THIRD QUARTER

MAR - Gammage 33 pass from Green (Rohrwasser kick) - 9:58
 MAR - Knox 1 run (Rohrwasser kick) - 4:25

FOURTH QUARTER

VMI - Clemons 28 FG - 14:37
 VMI - Morgan 3 run (Clemons kick) - 8:48
 MAR - Morrell 11 pass from Thomson (Rohrwasser kick) - 4:31

	VMI	MAR
First Downs	17	35
Rushes-Yards	27-56	46-280
Passing Yards	201	340
Passes (C-A-I)	22-40-1	24-36-1
Total Offense	257	620
Fumbles-Lost	0-0	1-1
Penalties	8-50	8-78
Punts-Avg.	9-41.9	3-44.7
Time of Possession	25:39	34:21

RUSHING: -VMI - Ramsey 11-45; Bridy 6-24; Smith 1-5; Newman 2-5; Morgan 1-3; Martin 1(-2); Udinski 5(-24) **MAR** - King 10-75; Evans 7-56; Green 8-46; Knox 10-43; Papillon 6-34; Thomson 4-16; Gaines 1-10.

PASSING: **VMI** - Udinski 20-35-0, 192 yds.; Newman 2-5-1, 9 yds. **MAR** - Green 18-28-1, 238 yds.; Thomson 6-7-0, 102 yds.

RECEIVING: **VMI** - Martin 7-61; Lara 5-72; Bridy 4-22; Owens 2-16; Jackson 1-12; Herres 1-8; Thomas 1-7; Ramsey 1-3. **MAR** - Gammage 5-82; Richardson 3-23; Levias 3-21; Henry 2-56; Thompson 2-54; King 2-24; Gaines 2-14; Scarcelle 2-10; Johnson 1-29; Walden 1-16; Morrell 1-11.

Keydets Dominate Mars Hill at Home

LEXINGTON, Va. – Looking for a great start to the 2019 home season, the VMI football team took care of business with an impressive 63-21 victory over Mars Hill contested Saturday on a warm afternoon at Foster Stadium.



The Keydets (1-1, 0-0) raced to a 21-0 lead in the opening quarter and appeared to be in complete control of the game from the get-go. Javeon Lara caught a 26-yard touchdown reception from Reece Udinski on VMI's opening drive before running Alex Ramsey scored his first VMI career touchdown on an 8-yard scamper on the following Keydet possession to put VMI up, 14-0. Minutes later, true freshman Leroy Thomas scored on a seven-yard pass from Udinski to put VMI up, 21-0, before the end of the quarter had expired.

"There were three keys in winning this game," said VMI head coach Scott Wachenheim. "One, we got off to a fast start in the first and second half. The second was that we won the turnover battle (5-1) and third, the defense, other than one play, basically shut Mars Hill out in the second half."

Mars Hill responded quickly in the second quarter with touchdown passes on their opening drives of the quarter as quarterback Jimmy Urzua connected with Javon Harbison and Craig Rucker to cut the VMI lead to 21-14 with 10:31 to play before the half.

VMI would slow the rally the ultimately the momentum of the game as VMI marched down the field on the ensuing possession and Udinski spotted sophomore receiver Jakob Herres behind the Lion secondary and Herres took it in to put VMI up for good, 28-14, midway through the second quarter.

"One really good thing about this game is that we got to play a lot of players. Our young guys played hard and played fast and enjoyed playing football and I know enjoyed the win.

"We came out in the second half and played like champs and put the game out of reach midway through the third quarter."

The Keydets scored on three separate possessions in the third quarter to secure victory as Ramsey, Lara, and freshman Max Brimigion all recorded touchdown to put VMI up, 50-14, heading into the fourth quarter. Ramsey earned a career-high 95 reception yards in the game, including the longest of his career with a 41-yard reception in the third quarter. He ended the game with a career-high 183 all-purpose yards.

With only one defensive mishap late in the game that allowed Mars Hill to score with three minutes to play, the Keydets played reserves and still recorded two touchdowns as freshman quarterback Seth Morgan scored his second TD of the season and Chima Kpaduwa scored on a 75-yard run up the middle.

Defensively, Kaleb Tucker and AJ Smith both recorded two interceptions in the game, career highs for a single game.

The Keydets begin Southern Conference play next week on the road as they travel to ETSU to take on the Bucs Saturday at 7:30 p.m. in Johnson City, Tennessee.

Mars Hill (0-1) 21
VMI (1-1) 63

Foster Stadium • Lexington, Va.
 Sept. 7, 2019 • Attendance: 3,483

MHU	0	14	0	7	-	21
VMI	21	7	22	13	-	63

FIRST QUARTER

VMI - Lara 26 pass from Udinski (Clemons kick) - 12:12
 VMI - Ramsey 8 run (Clemons kick) - 6:35
 VMI - Thomas 7 pass from Udinski (Clemons kick) - 3:32

SECOND QUARTER

MHU - Harbison 5 pass from Urzua (Fox kick) - 13:55
 MHU - Rucker 8 pass from Urzua (Fox kick) - 10:31
 VMI - Herres 36 pass from Udinski (Clemons kick) - 8:01

THIRD QUARTER

VMI - Ramsey 6 run (Clemons kick) - 13:56
 VMI - Lara 12 pass from Udinski (Ramsey rush) - 10:35
 VMI - Brimigion 32 pass from Newman (Clemons kick) - 0:53

FOURTH QUARTER

VMI - Morgan 6 run (Murphy kick failed) - 3:43
 MHU - Harbison 65 pass from Boynton (Fox kick) - 3:32
 VMI - Kpaduwa 75 run (Murphy kick) - 3:19

	MHU	VMI
First Downs	17	25
Rushes-Yards	38-61	35-220
Passing Yards	270	351
Passes (C-A-I)	22-43-4	24-42-0
Total Offense	331	571
Fumbles-Lost	2-1	1-1
Penalties	8-58	6-59
Punts-Avg.	8-29.8	5-40.0
Time of Possession	34:07	25:53

RUSHING: VMI - Ramsey 15-88; Kpaduwa 1-75; Bridy 10-50; Morgan 1-6; Carper 2-3; Udinski 2-1; Smith 2-0. **MHU** - Frazier 10-48; Prescott 12-25; Roberts 6-23; Rucker 2-8; Urzua 1-(-2); Boynton 2-(-7); Sneed 5-(-34).

PASSING: VMI - Udinski 17-29-0, 264 yds; Newman 6-11-0, 67 yds; Morgan 1-2-0, 20 yds. **MHU** - Urzua 13-25-2, 156 yds.; Sneed 6-11-2, 36 yds.; Boynton 3-7-0, 78 yds.

RECEIVING: VMI - Lara 5-65; Thomas 5-44; Ramsey 3-95; Martin 3-23; Brimigion 2-46; Herres 1-36; Owens 1-20; Smith 1-10; Rider 1-6; Caussin 1-4; Bridy 1-2. **MHU** - Rucker 10-94; Harbison 7-131; Ferguson 3-24; Johnson 1-12; Thompson 1-9.

Keydets Earn Signature Win at ETSU in Overtime



JOHNSON CITY, Tenn. - In a game that featured more than two hours of weather delays, the VMI football team battled to a signature 31-24 overtime victory over ETSU late Saturday night/ Sunday morning at Greene Stadium in Johnson City, Tennessee.

With the win, VMI (2-1, 1-0) earned its first Southern Conference victory since the 2016 season when the Keydets took down ETSU by a 37-7 score in Lexington.

Trailing 24-21 late in the game after a 61-yard rushing touchdown by ETSU, the Keydets marched down the field aided by a 29-yard dash by Alex Ramsey up the middle that set up a 30-yard field goal by Grant Clemons to knot the score at 24 apiece and force overtime.

In the extra period, VMI quarterback Reece Udinski looked to senior Javeon Lara on every play and connected with him on a 21-yard reception that saw Lara break a tackle and scamper down the sideline for what proved to be the game-winning score to put VMI up, 31-24. ETSU advanced to the VMI 5-yard line on their overtime possession, but a one-yard rush and three consecutive incomplete passes sealed the win for VMI as the Keydets rushed the field in elation.

“Our team displayed our core values of grit, brotherhood, and purpose in an epic contest with the defending SoCon champions in their backyard,” said VMI head coach Scott Wachenheim. “Our players and staff earned this victory and I am proud of each and every one of them.”

In a game that was supposed to begin at 7:30 p.m., the game did not start until 8:42 p.m. Additional lightning bolt in the area forced another delay just a few minute before halftime. The teams would eventually go into the break tied at seven apiece.

VMI went up 14-7 early in the third quarter before ETSU trimmed it to four following an Buccaneer field goal. Following an ETSU touchdown, VMI would regain the lead on a one-yard rush by Ramsey to go ahead, 21-17.

Running back Alex Ramsey earned a career-high 11 receptions in the win to go with 16 rushes for 57 net yards. Senior receiver Rohan Martin grabbed a career-high nine receptions and sophomore Jakob Herres also earned a career high eight grabs for a single game.

Udinski finished the game throwing 38 completions for 281 yards and two touchdowns on 64 attempts with no interceptions.

The Keydets return to action at home next Saturday, Sept. 21 against Robert Morris. Kickoff is slated for a 1:30 p.m. start at Foster Stadium.

VMI (2-1, 1-0) 31
ETSU (1-2, 0-1) 24

Greene Stadium • Johnson City, Tenn.
 Sept. 14, 2019 • Attendance: 9,150

VMI	0	7	7	10	7	- 31
ETSU	0	7	3	14	0	- 24

FIRST QUARTER

SECOND QUARTER

ETSU - Coffee 57 pass from Mitchell (Keltner kick) - 5:34

VMI - Martin 13 pass from Udinski (Clemons kick) - 1:41

THIRD QUARTER

VMI - Ramsey 3 run (Clemons kick) - 11:32

ETSU - Keltner 37 FG - 6:14

FOURTH QUARTER

ETSU - Spagnoletti 20 pass from Mitchell (Keltner kick) - 10:29

VMI - Ramsey 1 run (Clemons kick) - 6:47

ETSU - Saylor 61 run (Keltner kick) - 5:59

VMI - Clemons 30 FG - 00:10

OVERTIME

VMI - Lara 21 pass from Udinski (Clemons kick)

	VMI	ETSU
First Downs	26	22
Rushes-Yards	28-98	29-207
Passing Yards	311	253
Passes (C-A-I)	39-66-0	18-39-1
Total Offense	409	460
Fumbles-Lost	0-0	1-1
Penalties	3-35	9-105
Punts-Avg.	7-44.6	7-32.1
Time of Possession	31:05	28:55

RUSHING: -VMI - Ramsey 16-57; Udinski 9-35; Bridy 1-5; Martin 1-2; Thomas 1-(-1).
ETSU - Saylor 9-112; Holmes 14-88; McGue 4-16; Mitchell 1-(-7).

PASSING: VMI - Udinski 38-64-0, 281 yds.; Leroy Thomas 1-1-0, 30 yds. **ETSU** - Mitchell 17-38-1, 250 yds.; McGue 1-1-0, 3 yds.

RECEIVING: VMI - Ramsey 11-56; Martin 9-46; Herres 8-79; Lara 5-49; Thomas 4-35; Udinski 1-30; Smith 1-16. **ETSU** - Spagnoletti 4-57; Wilson 4-47; Coffee 2-72; Huzzie 2-38; Adkins 2-18; Saylor 2-15, Holmes 2-6.

2019 Game Recaps VMI vs. Robert Morris - Sept. 21, 2019

Keydets Topped by Robert Morris, 31-21

LEXINGTON, Va. - Despite a career highs in both rushing yards and attempts from redshirt junior Alex Ramsey, the VMI football team was upended, 31-21, by visiting Robert Morris on a warm Saturday afternoon at Foster Stadium.



The Salem, Virginia native rushed a career-high 24 times for 153 yards, the most of his career for a single game. The Keydets (2-2, 1-0), however, gave up too many big plays on defense and failed to convert on crucial opportunities on offense throughout which allowed the Colonials to depart Lexington with the victory.

The Colonials (1-3, 0-0) started the game with momentum by scoring on a 47-yard run down the sideline for a score to go up quickly over the Keydets, 7-0, just a few minutes into the game.

VMI's Grant Clemons would convert a 36-yard field goal midway through the opening quarter, but Robert Morris responded quickly with another touchdown from Caleb Lewis to Garrett Houser on a 15-yard pass to go up, 14-3, by the end of the opening stanza.

Unable to capitalize in the red zone on several occasions, the Keydets again settled for a 29-yard field goal from Clemons to make the score 14-6 with 12:07 before the half. On the Colonials' ensuing possessions, the Keydets forced a punt which was blocked by freshman Aljareek Malry and rolled into the side of the endzone for a safety to trim the RMU lead to 14-8 with 10:26 left in the second quarter.

Late in the first half, Robert Morris drove down the field and scored on a 6-yard scamper up the middle to make the score 21-8 at the half.

"Give a lot of credit to Robert Morris because they played an outstanding football game," said VMI head coach Scott Wachenheim. "I think we had a great week of preparation for this contest, but unfortunately we made too many mistakes that are uncharacteristic of VMI football teams that put us in a bad position."

The teams would exchange jabs throughout the second half but the Keydets were unable to overcome the halftime deficit. Sophomore receiver Jakob Herres scored on a 21-yard pass in the third quarter and Ramsey scored on a 2-yard run early in the fourth quarter, but the damage had been done as the Colonials kept the Keydets at bay.

Junior quarterback Reece Udinski finished the game with 274 net yards passing by completing 30 of 52 pass attempts. VMI totaled 446 yards on offense to Robert Morris' 368 during the game.

The Keydets return to action next Saturday at home to resume Southern Conference play against Wofford slated for a 1:30 p.m. start at Foster Stadium.

Robert Morris (1-3, 0-0) 31
VMI (2-2, 1-0) 21

Foster Stadium • Lexington, Va.
Sept. 21, 2019 • Attendance: 3,900

RMU	14	7	7	3	-	31
VMI	3	5	6	7	-	21

FIRST QUARTER

RMU - A. Jackson 47 run (Bisceglia kick) - 10:34

VMI - Clemons 36-yd. FG - 4:29

RMU - Houser 15 pass from Lewis (Bisceglia kick) - 2:51

SECOND QUARTER

VMI - Clemons 29-yd. FG - 12:07

VMI - A. Malry safety - 10:26

RMU - T. Stephens 6 run (Bisceglia kick) - 1:26

THIRD QUARTER

VMI - Herres 21 pass from Udinski (rush failed) - 10:33

RMU - T. Stephens 2 run (Bisceglia kick) - 6:44

FOURTH QUARTER

VMI - Ramsey 2 run (Clemons kick) - 14:53

RMU - Bisceglia 25 FG - 9:11

	RMU	VMI
First Downs	13	25
Rushes-Yards	40-154	37-172
Passing Yards	214	274
Passes (C-A-I)	12-17-1	30-52-0
Total Offense	368	446
Fumbles-Lost	1-1	2-2
Penalties	5-29	8-52
Punts-Avg.	5-35.8	3-40.0
Time of Possession	29:59	30:01

RUSHING: -VMI - Ramsey 24-153; Bridy 8-39; Udinski 4-3. **RMU** - Jackson 20-125; Stephens 10-39; Bodeman 3-9; Lewis 3-(-2).

PASSING: **VMI** - Udinski 30-51-0, 274 yds.; L. Thomas 0-1-0. **RMU** - Lewis 12-17-1, 214 yds.

RECEIVING: **VMI** - Thomas 7-97; Martin 6-39; Ramsey 6-30; Herres 5-48; Lara 4-38; Bridy 1-18; Smith 1-4. **RMU** - Madison 4-46; Gonzalez 3-126; White 2-7; Jackson 1-15; Houser 1-15; Stephens 1-5.

Keydets Fall to Wofford in Lightning-Delayed Game



LEXINGTON, Va. - Despite a career-high rushing effort by redshirt junior Alex Ramsey, the VMI football team dropped a 51-36 contest to visiting Wofford College in a five hour lightning-delayed game Saturday afternoon at Foster Stadium.

Ramsey rushed for a career-high 207 net yards during the game, marking the first time since the 2008 season that VMI fielded a 200-yard rusher. The last to accomplish the feat was former Keydet great Tim Maypray, who ran for 235 yards against Presbyterian College on November 22, 2008. He also became just the eighth Keydet in program history to eclipse the 200-yard rushing mark.

The Salem, Virginia, native also earned career highs in rushing attempts with 28 and touchdowns in a single game with three on the day. His 232 all-purpose yards also marks a career-best effort.

VMI (2-3, 1-1) junior quarterback Reece Udinski finished the game throwing for 315 yards by completing 25 of 38 passes with zero interceptions. He has now thrown 217 passes this season without an interception, breaking a Southern Conference record formerly held by Furman's Braniff Bonaventure, who threw 203 straight passes with a pick during the 1996 season.

With his 25 completions on the day, Udinski now has 483 career completions, moving to No. 3 on the all-time VMI list just past Joey Gibson (1999-2002). With two touchdown passes on the day he also ties for the No. 3 spot on the all-time VMI list for career touchdown passes with 32, matching Eric Kordenbrock's amount from the 2010-13 seasons.

The Keydets opened the game on a strong note with eight-play, 68-yard drive that culminated in a one-yard Ramsey touchdown run to put VMI up 7-0 early. The Terriers (2-2, 1-1) responded quickly by matching the score on a 37-yard rushing touchdown by Ryan Lovelace.

The lightning delay interrupted play at 1:54 p.m. following the Wofford score and the teams, fans, and officials headed for shelter for two hours before play resumed at roughly 4 p.m.

After VMI's Grant Clemons converted a 37-yard field goal to put VMI up, 10-7, the Terriers would go on to score twice before the end of the period to earn an important 21-10 advantage with three quarters to play.

VMI returns to action next Saturday on the road against rival The Citadel in a battle for the Silver Shako billed as The Military Classic of the South at 2 p.m. in Charleston, South Carolina.

Wofford (2-2, 1-1) 51
VMI (2-3, 1-1) 36

Foster Stadium • Lexington, Va.
 Sept. 28, 2019 • Attendance: 3,300

Wofford	21	14	6	10	-	51
VMI	10	14	0	12	-	36

FIRST QUARTER

VMI - Ramsey 1 run (Clemons kick) - 12:11
 WOF - Lovelace 37 run (Carter kick) - 9:33
 VMI - Clemons 37 FG - 6:36
 WOF - VanCleave 41 pass from Newman - 4:21
 WOF - Newman 6 run (Carter kick) - 0:11

SECOND QUARTER

WOF - Morgan 3 run (Carter kick) - 9:53
 WOF - Luther 71 pass from Newman - 7:32
 VMI - Ramsey 1 run (Clemons kick) - 3:41
 VMI - Ramsey 2 run (Clemons kick) - 0:10

THIRD QUARTER

WOF - Carter 23 FG - 9:46
 WOF - Carter 39 FG - 0:44

FOURTH QUARTER

WOF - Morgan 3 run (Carter kick) - 3:35
 VMI - Thomas 4 pass from Udinski (pass failed) - 1:54
 WOF - Carter 30 FG - 1:14
 VMI - Rider 1 pass from Udinski (rush failed) - 0:08

	WOF	VMI
First Downs	26	24
Rushes-Yards	62-439	39-170
Passing Yards	142	315
Passes (C-A-I)	5-8-0	25-38-0
Total Offense	581	485
Fumbles-Lost	0-0	2-0
Penalties	5-33	2-25
Punts-Avg.	2-51.5	5-44.2
Time of Possession	34:30	25:30

RUSHING: -VMI - Ramsey 28-207; Bridy 2-12; Udinski 8-(-49). **WOF** - Newman 10-97; Allen 8-89; Morgan 16-88; Lovelace 12-66; Walker 8-64; VanCleave 6-40; Mosley 1-(-3).

PASSING: VMI - Udinski 25-38-0, 315 yds. **WOF** - Newman 5-8-0, 142 yds.

RECEIVING: VMI - Thomas 10-123; Herres 6-96; Ramsey 3-25; Lara 2-56; Rider 2-17; Bridy 1-(-1), Brimigion 1-(-1). **WOF** - Luther 2-82; VanCleave 2-43; Hill 1-17.

Keydets Top The Citadel to Reclaim Silver Shako

CHARLESTON, S.C. - Looking to snap a 12-game losing streak to rival The Citadel in the Military Classic of the South, the VMI football team accomplished the feat with a hard fought 34-21 victory over the Bulldogs Saturday afternoon in Charleston, South Carolina.



With the win, VMI (3-3, 2-1 SoCon) earned its first win over The Citadel since November 16, 2002, a 23-21 victory contested in Charlotte, North Carolina (the schools only competed sporadically from 2003-14 during VMI's tenure in the Big South Conference). It was also the Keydets' first win in Charleston since a 34-7 victory on November 11, 1995.

VMI junior quarterback Reece Udinski threw his ninth career 300-yard passing game by totaling 335 yards through the air on 25-35 passing and zero interceptions. He earned a new SoCon record for consecutive passes without an interception as he now has thrown 252 passes without a pick, surpassing Elon quarterback Scott Riddle's mark of 218 set between the 2008 and 2009 seasons.

Another crucial element to VMI's victory was that the Keydets did not commit a turnover for a second straight week and third time this season. VMI now has a +8 turnover margin for the year.

The Citadel opened the game on an eight-play, 75-yard drive on its first possession capped by a Brandon Rainey two-yard keeper to move quickly on the Keydets with an early 7-0 advantage.

On the Bulldogs' ensuing possession, VMI linebacker Liam Kauthen recovered a fumble forced by Brett Howell at the VMI 46. The Keydets tied the game at 7-7 late in the first quarter with a nine-yard pass to Herres in the left corner of the end zone on a fourth and 1 from the Bulldog nine.

Alex Ramsey, who totaled 97 net yards on 27 carries for the day, ran in from the one-yard to cap a 10 play-73 yard drive on the following VMI possession to put the Keydets up 14-7 at the 5:37 mark of the second quarter. Ramsey toted the ball for 42 yards on five carries on the drive.

VMI added a 22-yard field goal on the last play of the first half to make it 17-7 to enter halftime with a huge upswing of momentum. Freshman wideout Max Brimigion hauled in a 25-yard strike to The Citadel 5 with :09 left to set up the score. The drive was also aided by a personal foul roughing the passer penalty against The Citadel.

The Keydets return home next Saturday to face one of the top teams in the conference in Samford. Kickoff is slated for a 1:30 start at Foster Stadium and will be aired on Nexstar/ESPN+

The Citadel (2-4, 0-2) 21
VMI (3-3, 2-1) 34

Johnson Hagood Stadium • Charleston, S.C.
 Oct. 5, 2019 • Attendance: 12,126

The Citadel	7	0	7	7	-	21
VMI	7	10	7	10	-	34

FIRST QUARTER

CIT - Rainey 2 run (Godek kick) - 10:40

VMI - Herres 9 pass from Udinski (Clemons kick) - 1:07

SECOND QUARTER

VMI - Ramsey 1 run (Clemons kick) - 5:37

VMI - Clemons 22 FG - 0:00

THIRD QUARTER

VMI - Lara 28 pass from Udinski (Clemons kick) - 11:50

CIT - Rainey 3 run (Godek kick) - 5:53

FOURTH QUARTER

VMI - Clemons 46 FG - 12:30

CIT - Rainey 3 run (Godek kick) - 3:22

VMI - Herres 61 pass from Udinski (Clemons kick) - 2:18

	VMI	CIT
First Downs	23	20
Rushes-Yards	35-86	39-78
Passing Yards	335	233
Passes (C-A-I)	25-35-0	19-34-0
Total Offense	421	311
Fumbles-Lost	0-0	1-1
Penalties	10-88	5-58
Punts-Avg.	6-42.3	6-44.8
Time of Possession	28:37	31:23

RUSHING: -VMI - Ramsey 27-97; Lara 1-19; Team 3-(-7); Udinski 4-(-23). **CIT** - Billings 13-51; Smith 2-30; Njoku 2-7; Nwanze 4-5; Rainey 15-1; Bulmer 3-(-16).

PASSING: VMI - Udinski 25-35-0, 335 yds. **CIT** - Rainey 19-34-0, 233 yds.

RECEIVING: VMI - Herres 8-175; Lara 5-77; Brimigion 3-37; Bridy 2-17; Jackson 2-12; Thomas 2-12; Ramsey 2-1; Rider 1-4. **CIT** - Webb 10-110; McCarthy 5-49; Smith 2-43; Bulmer 1-18; Njoku 1-13.

Keydets top Samford in OT, Earn Fourth Win of Year



LEXINGTON, Va. - Coming off a huge win last weekend at The Citadel, the VMI football team kept the momentum going with a benchmark 48-41 overtime victory over the visiting Samford Bulldogs Saturday afternoon at Foster Stadium.

The win was VMI's (4-3, 3-1 SoCon) fourth of the season, marking the most wins in a season since the 2008 squad went 4-7. It was also VMI's first ever win over the Bulldogs (3-4, 2-2 SoCon) to improve to 1-6 in the all-time series with the school.

It was another career day for redshirt junior running back Alex Ramsey, who gained 163 yards on the ground on a new career-high 37 carries and six touchdowns. The Salem, Virginia, native earned school records in single game points scored (36), most touchdowns scored (6), most touchdowns responsible for (6) and most rushing touchdowns (6).

Junior quarterback Reece Udinski also had a big day contributing to his career totals by going 37-of-46 through the air for 390 yards and has now thrown 298 passes without an interception. Last week he already broke the SoCon record for consecutive passes without an INT with 252. The North Wales, Pennsylvania, native now has eight career 300-yard passing games and five career games with 37 or more completions.

After Ramsey tied the game at 38-all on a one-yard scamper with 4:16 to play in the game, Samford drove down the field and converted a 45-yard field goal with only 41 seconds left on the clock.

Udinski then drove the Keydets to the Samford 39-yard line with five seconds on the board to set up Grant Clemons for a 56-yard field goal to tie the game. The Daleville, Virginia, native split the uprights for a new career-best mark, topping his 46-yarder from last week at The Citadel to send the game into overtime.

In overtime, the Keydets were given the ball first and quickly scored on a 25-yard run around the left edge by Ramsey to put VMI up 48-41 in what proved to be the game-winning score.

On the Bulldog's possession facing a 2nd-and-5, VMI's Liam Kauthen earned a huge sack for a loss of 10 yards to put Samford in a 3rd-and-15 scenario. Bulldog quarterback Chris Oladokun found A.J. Toney for a 12-yard pass to set up a 4th-and-3 with the game on the line. A trick play on fourth down resulted in the Bulldogs' Yassar El-Amin throwing the ball over the outstretched hands of a wide open Chris Shelling in the endzone to give VMI the win and opportunity for the corps of cadets to rush the field in celebration.

VMI returns to Southern Conference action next Saturday at Mercer with a 3 p.m. contest in Macon, Georgia

Samford (3-4, 2-2) 41
VMI (4-3, 3-1) 48

Foster Stadium • Lexington, Va.
 Oct. 12, 2019 • Attendance: 5,300

Samford	14	10	14	3	0	- 41
VMI	14	14	0	13	7	- 48

FIRST QUARTER

VMI - Ramsey 1 run (Clemons kick) - 8:21
 SAM - Washington 10 run (Fineran kick) - 5:35
 VMI - Ramsey 2 run (Clemons kick) - 2:57
 SAM - Washington 15 pass from Oladokun (Fineran kick) - 0:06

SECOND QUARTER

VMI - Ramsey 1 run (Clemons kick) - 9:35
 SAM - Pollard 0 fumble recovery (Fineran kick) - 8:02
 VMI - Ramsey 5 run (Clemons kick) - 3:00
 SAM - Fineran 23 FG - 0:11

THIRD QUARTER

SAM - Stanton 19 pass from Oladokun (Fineran kick) - 9:15
 SAM - Shelling 13 pass from Oladokun (Fineran kick) - 2:39

FOURTH QUARTER

VMI - Clemons 33 FG - 13:03
 VMI - Ramsey 1 run (Clemons kick) - 4:16
 SAM - Fineran 45 FG - 0:41
 VMI - Clemons 56 FG - 0:00

OVERTIME

VMI - Ramsey 25 run (Clemons kick)

	SAM	VMI
First Downs	31	29
Rushes-Yards	40-210	43-148
Passing Yards	294	390
Passes (C-A-I)	31-47-0	37-46-0
Total Offense	504	538
Fumbles-Lost	2-2	3-2
Penalties	5-35	2-16
Punts-Avg.	3-34.7	2-38.5
Time of Possession	26:53	33:07

RUSHING: -VMI - Ramsey 37-163; Bridy 2-3; Udinski 3(-16). **SAM** - Oladokun 16-84; Washington 6-61; Grangeer 1-22; Stanton 8-22; Walker 7-12; Pollard 16; El-Amin 1-3.

PASSING: VMI - Udinski 37-46-0, 390 yds. **SAM** - Oladokun 31-46-0, 294 yds.

RECEIVING: VMI - Herres 10-172; Thomas 8-69; Lara 6-87; Ramsey 6-27; Brimigion 5-28; Jackson 1-7; Bridy 1-0. **SAM** - Washington 8-96; Toney 5-59; Adams 5-41; Shelling 4-38; Stanton 3-25; El-Amin 3-23; Hatcher 1-11; Creamer 1-2; Walker 1(-1).

Late VMI Rally Falls Short in Loss at Mercer

MACON, Ga. – Despite a furious fourth quarter rally, the VMI football team fell by a 34-27 score to host Mercer Saturday evening at Five Star Stadium in Macon, Georgia.



Down 27-6 heading into the fourth quarter, VMI (4-4, 3-2 SoCon), outscored the Bears 21-7 in the final 15 minutes but could not quite overcome the deficit in the loss. In a game that featured an hour-long weather delay, the Keydets lost just their second Southern Conference game of the season.

Despite the rainy conditions, VMI junior quarterback Reece Udinski broke the FCS record of consecutive passes without an interception held by Jimmy Blanchard of Portland State in 1999 with 344 consecutive passes without a pick. Udinski finished his record-setting day with a 26-of-46 passing effort for 263 yards and one touchdown.

Fresh off his own record-breaking game last week, redshirt junior running back Alex Ramsey gained 125 yards on the ground against the Bears and now has four 100-yard rushing games this season. Ramsey scored his 17th rushing touchdown for the season, tying the school mark set by Thomas Haskins in 1995.

Mercer would strike first with a 40-yard field goal by Caleb Dowden. The lead did not last long as VMI's Grant Clemons made back-to-back field goals from 37 and 20 yards after a critical red zone interception by Riuq Trotman to prevent a Mercer score.

Mercer answered with a short touchdown pass from Robert Riddle to freshman Steven Peterson. Dowden would add another big field goal for Mercer to increase their lead before the half.

After an initial stop in the red zone by VMI, Mercer converted a fake field goal for a nine-yard touchdown to continue their lead at the start of the second half. Mercer quarterback replacement, Kaelan Riley, would add a 12-yard touchdown pass to Yahsyn McKee to put Mercer three touchdowns ahead heading into the final quarter.

VMI would answer with a 1-yard run by Alex Ramsey at the beginning of the fourth quarter. Reece Udinski continued the building VMI comeback with a two-yard touchdown to Colby Rider.

Mercer added a 56-yard touchdown run to their lead with three minutes left in the game to regain a two-touchdown deficit for VMI and secure the win. With one-minute remaining VMI's Alex Ramsey scored his second touchdown of the game to put the game within one score.

VMI will take a break next week before hosting Western Carolina for their sixth conference game of the season on November 2. Kickoff will have a 1:30 p.m. start at Foster Stadium and will be aired on ESPN+.

VMI (4-4, 3-2) 27
Mercer (3-4, 2-2) 34

Five Star Stadium • Macon, Ga.
 Oct. 19, 2019 • Attendance: 5,714

VMI	3	3	0	21	-	27
Mercer	3	10	14	7	-	34

FIRST QUARTER

MER - Dowden 40 FG - 10:33
 VMI - Clemons 37 FG - 8:32

SECOND QUARTER

VMI - Clemons 20 FG - 13:20
 MER - Peterson 5 pass from Riddle (Dowden kick) - 9:37
 MER - Dowden 39 FG - 5:21

THIRD QUARTER

MER - Ellington 9 pass from Frost (Dowden kick) - 9:28
 MER - McKee 12 pass from Riley (Dowden kick) - 4:10

FOURTH QUARTER

VMI - Ramsey 1 run (Clemons kick) - 14:56
 VMI - Rider 2 pass from Udinski (Clemons kick) - 10:08
 MER - Devezin 56 run (Dowden kick) - 3:01
 VMI - Ramsey 1 run (Clemons kick) - 0:56

	VMI	MER
First Downs	22	27
Rushes-Yards	30-132	47-226
Passing Yards	263	268
Passes (C-A-I)	26-46-0	22-34-1
Total Offense	395	494
Fumbles-Lost	0-0	0-0
Penalties	7-40	7-65
Punts-Avg.	7-36.9	4-43.0
Time of Possession	24:01	35:59

RUSHING: -VMI - Ramsey 27-125; Bridy 1-7; Udinski 2-0. **MER** - Devezin 25-193; Johnson 13-36; Peterson 1-4; Riddle 3-4; Riley 3-(-8).

PASSING: **VMI** - Udinski 26-46-0, 263 yds. **MER** - Riddle 12-18-1, 132 yds; Riley 9-15-0, 127 yds; Frost 1-1-0, 9 yds.

RECEIVING: **VMI** - Thomas 7-70; Brimigion 5-59; Ramsey 5-36; Rider 3-40; Herres 3-34; Lara 3-24. **MER** - Ellington 6-74; Cannon 6-62; McKee 4-59; Peterson 4-36; Johnson 1-24; Devezin 1-13.

Keydets Fall on Homecoming to Western Carolina



LEXINGTON, Va. - Coming off a bye week energized and ready to resume conference play, the VMI football team suffered a 43-35 setback to visiting Western Carolina on Homecoming Saturday afternoon at Foster Stadium.

VMI (4-5, 3-3) struggled to maintain possession of the ball as the Keydets turned the ball over five times, including four fumbles and one interception. With the pick thrown early in the fourth quarter, VMI quarterback Reece Udinski's new FCS record 368 passes came to an end. Two weeks ago at Mercer he broke the previous record of 342 set by Portland State's Jimmy Blanchard in 1999.

With 449 yards of total offense for the day, Udinski is now responsible for 6,045 career yards of total offense which ranks No. 2 in VMI history. With two passing touchdowns on the day he now has 38 for his career, which also ranks second in the VMI football annals. Udinski finished with 317 passing yards against the Catamounts (2-7, 1-5), marking his ninth career game passing for 300 or more yards in a single outing.

Redshirt senior running back Alex Ramsey continued to shine for the Keydet offense as he scored three touchdowns and recorded 143 net yards on 29 carries. He now has 20 rushing touchdowns for the season - a new VMI record - and 122 points scored, the most for a single season. He recorded his fifth 100-yard rushing game of the season and sixth of his career. He also now has 1,086 rushing yards on the season to become just the ninth running back in school history to reach the 1,000-yard plateau.

Down 30-22 early in the fourth quarter, the Keydets surrendered a Western Carolina touchdown midway through the period and dug themselves into a 37-22 deficit with eight minutes to play. VMI went quickly down the field and responded with a 10-yard touchdown pass to Jakob Herres at the 6:39 mark to trim the deficit to 37-29.

VMI held the Catamounts to a punt on the ensuing possession and took the ball back with 3:28 on the clock. Udinski connected with freshman Leroy Thomas for a 62-yard reception in just 18 seconds and VMI was back in business down 37-35 with 3:10 to play following a failed two-point conversion.

The Catamounts then converted a crucial third down with only two minutes to play on the ensuing possession and Western Carolina was able to milk the clock to the end of regulation.

VMI returns to action next Saturday at Southern Conference opponent Furman for the second-to-last league game of the season. Kickoff is slated for a 1 p.m. start in Greenville, South Carolina.

W. Carolina (2-7, 1-5) 43
VMI (4-5, 3-3) 35

Foster Stadium • Lexington, Va.
 Nov. 2, 2019 • Attendance: 4,568

W. Carolina	14	6	7	16	-	43
VMI	13	6	3	13	-	35

FIRST QUARTER

VMI - Ramsey 1 run (Clemons kick) - 12:02
 WCU - D. Spencer 78 pass from Adams (Pletz kick) - 11:45
 WCU - Thorpe 13 pass from Adams (Pletz kick) - 5:42
 VMI - Ramsey 11 run (Clemons kick failed) - 3:59

SECOND QUARTER

WCU - Pletz 44 FG - 14:50
 VMI - Ramsey 3 run (King rush failed) - 11:11
 WCU - Pletz 41 FG - 5:22

THIRD QUARTER

WCU - Spencer 1 run (Pletz kick) - 10:22
 VMI - Clemons 30 FG (3:20)

FOURTH QUARTER

WCU - Pletz 26 FG - 14:15
 WCU - Spencer 42 run (Pletz kick) - 8:06
 VMI - Herres 10 pass from Udinski (Clemons kick) - 6:39
 VMI - Thomas 62 pass from Udinski (pass failed) - 3:10
 WCU - Patten 42 pass from Adams - 00:00

	WCU	VMI
First Downs	25	23
Rushes-Yards	52-217	34-124
Passing Yards	322	325
Passes (C-A-I)	14-23-1	24-32-1
Total Offense	539	449
Fumbles-Lost	2-1	4-4
Penalties	8-92	4-40
Punts-Avg.	2-36.5	0-0.0
Time of Possession	36:55	23:05

RUSHING: -VMI - Ramseye 29-143; Bridy 2-5; Thomas 1-3; Udinski 2(-27). **WCU** - Spencer 28-137; Young 7-49; Mullen 1-14; Adams 13-7; Brannon 1-7; Patten 1-5; Ferguson 10(-2).

PASSING: VMI - Udinski 23-31-1, 317 yds; Brimigion 1-1-0, 8 yds. **WCU** - Adams 14-22-0, 322 yds.; Mullen 0-1-1, 0 yds.

RECEIVING: VMI - Herres 7-105; Lara 4-72; Brimigion 4-39; Ramsey 4-18; Thomas 2-69; Jackson 1-12; Udinski 1-8; Rider 1-2.

WCU - Patten 5-103; Spencer 2-110; Young 2-41; Thorpe 2-24; Cosenke 1-21; Mullen 1-19; Young 1-4.

Furman Escapes with Second-Half Surge



GREENVILLE, SC – After a back and forth first half, the VMI football team lost by a 60-21 score to host No. 9 Furman Saturday afternoon at Paladin Stadium in Greenville, South Carolina.

Down 15-0 in the first quarter, VMI (4-6, 3-4 SoCon), brought the score within one point before exchanging touchdowns to keep the game close but were unable to score in the second half. The loss leaves VMI looking to win their fourth Southern Conference game of the season with one conference game remaining in two weeks.

Despite the loss, VMI junior quarterback Reece Udinski finished with a 23-of-34 passing effort for 213 yards and one touchdown, which is three touchdowns from tying the program record for career passing touchdowns set by Al Cobb (2014-2016).

Redshirt junior running back Alex Ramsey gained 132 yards on the ground against the Paladins to continue his streak of 100-yards rushing games to four in a row and six on the season. Ramsey scored two touchdowns to bring his season total to 22 rushing touchdowns. He now has 1210 rushing yards for the season.

VMI responded to the early deficit with a 45-yard touchdown pass by Reece Udinski to sophomore Jakob Herres. Ramsey added a 49-yard run for a touchdown to bring the game within one point.

The scoring cycle continued with Devin Wynn scoring his third rushing touchdown of the game with a four-yard score. VMI responded with a one-yard score from Ramsey to bring the game back to one point.

Furman’s quarterback Hamp Sisson found Devin Wynn, this time for a two-yard touchdown pass. After a rare Udinski interception, Furman hit a 48-yard field goal by Grayson Atkins as time expired in the first half to go up 32-21 with some momentum.

VMI was outscored by the Paladins 28-0 in the second half that started with Dominic Roberto getting a one-yard touchdown score and a 71-yard pass to Devin Abrams from Sisson. Wynn scored his fourth rushing touchdown of the day, five total scores, on a 59-yard run, which Jeff McElveen would finish the Paladins scoring round on a one-yard touchdown run.

VMI will travel to West Point next Saturday for the first time since 2010 to battle Army at Michie Stadium. Kickoff is slated for a 12 p.m. start and will be broadcast by CBS Sports Network.

No. 9 Furman (7-3, 6-1) 60
VMI (4-6, 3-4) 21

Paladin Stadium • Greenville, S.C.
 Nov. 9, 2019 • Attendance: 7,229

VMI	7	14	0	0	-	21
Furman	15	17	14	14	-	60

FIRST QUARTER

FUR -Wynn 1 run (Atkins kick) - 10:06
 FUR - Wynn 1 run (Hardin rush) - 4:05
 VMI - Herres 45 pass from Udinski (Clemons kick) - 1:50

SECOND QUARTER

VMI - Ramsey 49 run (Clemons kick) - 12:43
 FUR - Wynn 4 run (Atkins kick) - 8:39
 VMI - Ramsey 1 run (Atkins kick) - 3:36
 FUR - Wynn 2 pass from Sisson (Atkins kick) - 1:06
 FUR - Atkins 48 FG - 0:00

THIRD QUARTER

FUR - Roberto 1 run (Atkins kick) - 9:07
 FUR - Abrams 71 pass from Sisson (Atkins kick) - 6:57

FOURTH QUARTER

FUR - Wynn 59 run (Atkins kick) - 14:07
 FUR - McElveen 1 run (Atkins kick) - 3:25

	VMI	FUR
First Downs	20	24
Rushes-Yards	31-152	45-298
Passing Yards	229	338
Passes (C-A-I)	26-37-2	20-28-0
Total Offense	381	636
Fumbles-Lost	1-1	0-0
Penalties	3-40	3-35
Punts-Avg.	5-46.0	2-50.5
Time of Possession	26:50	33:10

RUSHING: -VMI - Ramsey 20-132; Bridy 4-23; Udinski 5-10; Newman 2-(-13). **FUR**- Wynn 15-102; Watkins 4-48; Abrams 3-44; Roberto 11-40; Sisson 6-39; Anderson 1-9; McElveen 2-8; Grainger 1-6; Abshier 2-2.

PASSING: **VMI** - Udinski 23-34-2, 213 yds. Newman 3-3-0, 16 yds. **FUR** - Sisson 17-22-0, 277 yds.; Grainger 2-5-0, 41 yds.; Hardin 1-1-0, 20 yds.

RECEIVING: **VMI** - Herres 8-102; Thomas 8-68; Lara 5-43; Martin 3-7; Rider 1-10; Brimigion 1-(-1). **FUR** - Gordon 10-148; DeLuca 3-46; Armstrong 2-29; Wynn 2-4; Abrams 1-71; Anderson 1-20; Walker 1-20.

Keydets Falter in Second Half at Army



WEST POINT, N.Y. – After a strong first half that saw the Keydets trailing by just a 14-6 score, the VMI football team lost by a final tally of 47-6 to host Army West Point Saturday afternoon at Michie Stadium in West Point, New York. The game was the first meeting since 2010 for the two military schools.

Despite the loss, VMI junior quarterback Reece Udinski finished with 22-for-34 passing effort and 218 yards. Udinski now has 10 200-yard passing games on the season, breaking the school record nine set by Al Cobb in 2014.

In the 16th overall meeting of the schools, VMI (4-7, 3-4 SoCon), had a strong start beginning with a successful onside kick to begin the game recovered by sophomore DJ Dennis. The drive would lead to a 47-yard field goal by Clemons to give VMI the lead, 3-0.

Army responded with a four-yard touchdown run by Jabari Laws. After a VMI redzone stop and short-missed field goal by Army, the Keydets would capitalize with a Clemons 37-yard field goal to bring the game back within one point.

Another short touchdown, this time by Army’s Connor Slomka, extended their lead to eight points. An interception by VMI’s Warren Dabney stopped the Black Knights for a second time in the redzone to keep the game within one score at halftime.

Building off their strong first half, Army continued with a 59-yard rushing touchdown by Kell Walker. Connor Slomka would score his second rushing touchdown of the game after a failed fake punt by VMI.

Black Knights quarterback Kelvin Hopkins Jr. then ran for a 63-yard touchdown and Connor Slomka scored his third rushing touchdown of the day on an 8-yard run to extend Army’s lead starting the fourth quarter. Army’s Christian Anderson ran for 4-yard touchdown to end the game.

Army West Point finished with 594 team rushing yards on the day.

VMI returns home for the last game of the season next Saturday against Chattanooga at Foster Stadium. Kickoff is set for a 1 p.m. start and will be broadcast by Nexstar/ESPN3.

VMI (4-7, 3-4) 6
Army (5-6) 47

Michie Stadium • West Point, N.Y.
 Nov. 16, 2019 • Attendance: 25,747

VMI	3	3	0	0	-	6
Army	7	7	19	14	-	47

FIRST QUARTER

VMI - Clemons 47 FG - 11:44
 ARMY - Laws 4 run (Talley kick) - 7:17

SECOND QUARTER

VMI - Clemons 37 FG - 6:34
 ARMY - Slomka 3 run (Cooper kick) - 3:08

THIRD QUARTER

ARMY - Walker 59 run (Cooper kick) - 7:46
 ARMY - Slomka 3 run (Cooper kick failed) - 5:07
 ARMY - Hopkins 63 run (Potter kick failed)- 1:30

FOURTH QUARTER

ARMY - Slomka 8 run (Cooper kick) - 14:23
 ARMY - Anderson 4 run (Cooper kick) - 5:17

	VMI	ARMY
First Downs	14	29
Rushes-Yards	21-40	65-594
Passing Yards	231	49
Passes (C-A-I)	23-37-0	4-7-1
Total Offense	271	643
Fumbles-Lost	1-1	0-0
Penalties	3-24	3-35
Punts-Avg.	5-40.4	0-0.0
Time of Possession	23:25	36:35

RUSHING: -VMI - Ramsey 14-50; Bridy 2-7; Udinski 5-(-17). **ARMY**- Hopkins 16-208; Laws 9-97; Anderson 7-82; Walker 3-67; Slomka 11-64; Bolton 8-27; McCoy 6-21; Hobbs 1-9; Howard 1-8; Buchanan 2-7; Hancock 1-4.

PASSING: VMI - Udinski 22-34-0, 218 yds.; Herres 1-1-0, 13 yds; Newman 0-1-0. **ARMY** - Hopkins, Jr. 4-7-1, 49 yds.

RECEIVING: VMI - Herres 7-83; Martin 6-39; Lara 4-39; Ramsey 4-28; Brimigion 1-30; Rider 1-12. **ARMY** - Harrison 3-48; Walker 1-1.

Keydets Claim 31-24 Season Finale Over Chattanooga



LEXINGTON, Va. – Looking to close the season on a strong note for Senior Day, the VMI football team capitalized on several scoring opportunities to claim a 31-24 Southern Conference win over visiting Chattanooga on a rainy Saturday afternoon at Foster Stadium.

With the victory, the Keydets (5-7, 4-4) finished a successful season with five wins on the year, the most since the 2003 campaign in which VMI claimed six wins. The win over the Mocs (6-6, 5-3) was also the fourth Southern Conference victory of the year for VMI, the most league wins in 40 years since the Keydets earned four SoCon victories in 1979.

The Keydets trailed 10-3 after the first quarter but caught up when Reece Udinski connected with Jakob Herres on a 13-yard touchdown pass early in the second quarter to knot the game at 10 apiece.

VMI then held UTC to a three-and-out to force a punt. On the punt, the Chattanooga long snapper sailed the ball over the punter Gabe Boring’s head. Boring tried to make a punt at UTC’s own two-yard line but it was blocked by VMI’s Devin Carper and recovered by Carter Johnson at the one-yard line, who scooped it up and rolled into the endzone for a defensive touchdown.

Both teams went scoreless the remainder of the half to give the Keydets a 17-10 advantage at the half.

On VMI’s first possession of the second half, Udinski again connected with Herres, this time on a 54-yard route up the middle and he outraced the UTC secondary for the score to put VMI up, 24-10, early in the third quarter.

The Keydet defense again rose to the occasion midway through the third quarter when senior defensive lineman Jarrod Richmond scooped up a Moc fumble in VMI territory and rumbled 64 yards for another VMI touchdown to put the Keydets up, 31-10, with just over a quarter and a half to play.

The Mocs were successful on scoring drives late in the third quarter and final quarter but the Keydets made enough plays on their final possession to run out the clock to preserve the conference victory.

Redshirt junior Connor Riddle finished the game with a career-high eight tackles as well as a new personal-best 2.5 tackles for loss. Fellow redshirt junior Elliott Brewster finished the game with a team-high 13 tackles, including four solo and nine assisted tackles.

Chattanooga (6-6, 5-3) 24
VMI (5-7, 4-4) 31

Foster Stadium • Lexington, Va.
 Nov. 23, 2019 • Attendance: 3,576

Chattanooga	10	0	7	7	-	24
VMI	3	14	14	0	-	31

FIRST QUARTER

CHAT - Ulmo 37 FG - 10:05
 VMI - Clemons 29 FG - 8:21
 CHAT - C. James 15 pass from Tiano (Ulmo kick) - 3:23

SECOND QUARTER

VMI - J. Herres 13 pass from Udinski (Clemons kick) - 1:33
 VMI - C. Johnson blocked punt return, 2 yds. (Clemons kick) - 10:07

THIRD QUARTER

VMI - J. Herres 54 pass from Udinski (Clemons kick) - 14:13
 VMI - J. Richmond fumble recovery, return 64 yds. (Clemons kick) - 9:22
 CHAT - James 9 pass from Tiano (Ulmo kick) - 2:42

FOURTH QUARTER

CHAT - Tiano 8 run (Ulmo kick) - 4:43

	CHAT	VMI
First Downs	23	18
Rushes-Yards	46-221	25-50
Passing Yards	230	214
Passes (C-A-I)	19-39-0	20-36-2
Total Offense	451	264
Fumbles-Lost	4-2	1-0
Penalties	6-70	5-42
Punts-Avg.	5-37.2	4-44.2
Time of Possession	35:08	24:52

RUSHING: -VMI - Ramsey 18-66; Team 2-(-2); Udinski 5-(-14). **CHAT-** Ibitokun-Hanks 28-132; Stovall 8-52; Tiano 10-37.

PASSING: VMI - Udinski 20-36-2, 214 yds. 2 TD. **CHAT** - Tiano 19-39-0, 230 yds., 2 TD.

RECEIVING: VMI - Herres 8-153; Ramsey 5-4; Lara 3-26; Brimigion 2-16; Bridy 1-10; Martin 1-5. **CHAT** - Nunnelly 6-94; James 4-36; Tys 3-28; Gibson 3-18; McKinnon 1-47; Summers 1-6; Manning 1-1.

2019 VMI Football
VMI Overall Team Statistics (as of Jul 01, 2020)
All games

Team Statistics	VMI	OPP
SCORING	370	453
Points Per Game	30.8	37.8
Points Off Turnovers	56	55
FIRST DOWNS	266	292
Rushing	90	145
Passing	154	127
Penalty	22	20
RUSHING YARDAGE	1448	2985
Yards gained rushing	1801	3305
Yards lost rushing	353	320
Rushing Attempts	385	549
Average Per Rush	3.8	5.4
Average Per Game	120.7	248.8
TDs Rushing	25	31
PASSING YARDAGE	3439	2953
Comp-Att-Int	321-507-6	210-355-10
Average Per Pass	6.8	8.3
Average Per Catch	10.7	14.1
Average Per Game	286.6	246.1
TDs Passing	20	26
TOTAL OFFENSE	4887	5938
Total Plays	892	904
Average Per Play	5.5	6.6
Average Per Game	407.2	494.8
KICK RETURNS: #-Yards	44-1069	29-477
PUNT RETURNS: #-Yards	9-70	23-302
INT RETURNS: #-Yards	10-55	6-33
KICK RETURN AVERAGE	24.3	16.4
PUNT RETURN AVERAGE	7.8	13.1
INT RETURN AVERAGE	5.5	5.5
FUMBLES-LOST	15-11	14-10
PENALTIES-Yards	61-511	72-693
Average Per Game	42.6	57.8
PUNTS-Yards	58-2428	47-1784
Average Per Punt	41.9	38.0
Net punt average	35.3	34.8
KICKOFFS-Yards	67-3692	82-4642
Average Per Kick	55.1	56.6
Net kick average	39.8	36.9
TIME OF POSSESSION/Game	26:50	33:10
3RD-DOWN Conversions	71/183	70/169
3rd-Down Pct	39%	41%
4TH-DOWN Conversions	18/29	15/22
4th-Down Pct	62%	68%
SACKS BY-Yards	20-142	34-213
MISC YARDS	0	0
TOUCHDOWNS SCORED	47	59
FIELD GOALS-ATTEMPTS	15-22	14-18
ON-SIDE KICKS	1-3	0-1
RED-ZONE SCORES	(42-47) 89%	(47-59) 80%
RED-ZONE TOUCHDOWNS	(31-47) 66%	(39-59) 66%
PAT-ATTEMPTS	(39-41) 95%	(55-57) 96%
ATTENDANCE	24127	83841
Games/Avg Per Game	6/4021	6/13974
Neutral Site Games		0/0

Score by Quarters	1st	2nd	3rd	4th	OT	Total
VMI	84	104	59	109	14	370
Opponents	119	113	112	109	0	453

2019 VMI Football VMI Combined Team Statistics (as of Jul 01, 2020) All games

Date	Opponent	Score	Att.
Aug 31, 2019	at Marshall	L 17-56	23875
Sep 07, 2019	MARS HILL	W 63-21	3483
* Sep 14, 2019	at ETSU	W 31-24	9150
Sep 21, 2019	ROBERT MORRIS	L 21-31	3900
* Sep 28, 2019	WOFFORD	L 36-51	3300
* Oct 05, 2019	at The Citadel	W 34-21	12126
* Oct 12, 2019	SAMFORD	W 48-41	5300
* Oct 19, 2019	at Mercer	L 27-34	5714
* Nov 02, 2019	WESTERN CAROLINA	L 35-43	4568
* Nov 09, 2019	at #9 Furman	L 21-60	7229
* Nov 16, 2019	at ARMY	L 6-47	25747
* Nov 23, 2019	CHATTANOOGA	W 31-24	3576

Record:	Overall	Home	Away	Neutral
All games	5-7	3-3	2-4	0-0
Conference	4-4	2-2	2-2	0-0
Non-Conference	1-3	1-1	0-2	0-0

Rushing	gp	att	gain	loss	net	avg	td	lg	avg/g
Alex Ramsey	12	266	1389	63	1326	5.0	22	49	110.5
Korey Bridy	12	38	181	6	175	4.6	0	25	14.6
Chima Kpaduwa	11	1	75	0	75	75.0	1	75	6.8
Javeon Lara	12	1	19	0	19	19.0	0	19	1.6
Seth Morgan	2	2	9	0	9	4.5	2	6	4.5
Tyain Smith	12	3	6	1	5	1.7	0	5	0.4
Devin Carper	12	2	4	1	3	1.5	0	4	0.2
Leroy Thomas	10	2	3	1	2	1.0	0	3	0.2
Total	12	385	1801	353	1448	3.8	25	75	120.7
Opponents	12	549	3305	320	2985	5.4	31	63	248.8

Team Statistics	VMI	OPP
FIRST DOWNS	266	292
Rushing	90	145
Passing	154	127
Penalty	22	20
RUSHING YARDAGE	1448	2985
Rushing Attempts	385	549
Average Per Rush	3.8	5.4
Average Per Game	120.7	248.8
TDs Rushing	25	31
PASSING YARDAGE	3439	2953
Comp-Att-Int	321-507-6	210-355-10
Average Per Pass	6.8	8.3
Average Per Catch	10.7	14.1
Average Per Game	286.6	246.1
TDs Passing	20	26
TOTAL OFFENSE	4887	5938
Average Per Play	5.5	6.6
Average Per Game	407.2	494.8
KICK RETURNS: #Yards	44-1069	29-477
PUNT RETURNS: #Yards	9-70	23-302
INT RETURNS: #Yards	10-55	6-33
FUMBLES-LOST	15-11	14-10
PENALTIES-Yards	61-511	72-693
PUNTS-AVG	58-41.9	47-38.0
TIME OF POSSESSION/Game	26:50	33:10
3RD-DOWN Conversions	71/183	70/169
4TH-DOWN Conversions	18/29	15/22

Passing	gp	effic	comp-att-int	pct	yds	td	lg	avg/g
Reece Udinski	12	132.33	306-479-5	63.9	3276	19	62	273.0
Chance Newman	5	100.14	11-20-1	55.0	92	1	32	18.4
Seth Morgan	2	134.00	1-2-0	50.0	20	0	20	10.0
Leroy Thomas	10	176.00	1-2-0	50.0	30	0	30	3.0
Reed King	12	0.00	0-1-0	0.0	0	0	0	0.0
TEAM	8	0.00	0-1-0	0.0	0	0	0	0.0
Jakob Herres	12	209.20	1-1-0	100.0	13	0	13	1.1
Max Brimigion	11	167.20	1-1-0	100.0	8	0	8	0.7
Total	12	130.94	321-507-6	63.3	3439	20	62	286.6
Opponents	12	147.56	210-355-10	59.2	2953	26	78	246.1

Interceptions	no.	yds	avg	td	lg
A.J. Smith	3	39	13.0	0	23
Kaleb Tucker	2	21	10.5	0	21
Riuq Trotman	2	-1	-0.5	0	0
Josh Sarratt	1	1	1.0	0	1
Will Buntun	1	0	0.0	0	0
Warren Dabney	1	-5	-5.0	0	0

Receiving	gp	no.	yds	avg	td	lg	avg/g
Jakob Herres	12	72	1091	15.2	8	61	90.9
Leroy Thomas	10	54	594	11.0	3	62	59.4
Javeon Lara	12	51	648	12.7	5	55	54.0
Alex Ramsey	12	50	323	6.5	0	41	26.9
Rohan Martin	9	35	220	6.3	1	26	24.4
Max Brimigion	11	24	253	10.5	1	32	23.0
Korey Bridy	12	11	68	6.2	0	18	5.7
Colby Rider	12	10	91	9.1	2	23	7.6
Michael Jackson	10	5	43	8.6	0	12	4.3
C. Owens	7	3	36	12.0	0	20	5.1
Tyain Smith	12	3	30	10.0	0	16	2.5
Reece Udinski	12	2	38	19.0	0	30	3.2
Jack Caussin	2	1	4	4.0	0	4	2.0
Total	12	321	3439	10.7	20	62	286.6
Opponents	12	210	2953	14.1	26	78	246.1

Punting	no.	yds	avg	lg	tb	fc	120	50+	blk
Reed King	55	2314	42.1	60	4	11	13	9	0
Reece Udinski	3	114	38.0	46	0	0	3	0	0

Field Goals	fg	pct.	01-19	20-29	30-39	40-49	50-99	lg	blk
Grant Clemons	15-22	68.2	0-0	5-7	7-7	2-4	1-4	56	0

Punt Returns	no.	yds	avg	td	lg
Rohan Martin	5	8	1.6	0	17
C. Owens	1	-3	-3.0	0	0
Max Brimigion	1	4	4.0	0	4
Devin Carper	1	30	30.0	0	0
Aljareek Malry	1	29	29.0	0	0
Carter Johnson	0	2	0.0	1	2
Total	9	70	7.8	1	17
Opponents	23	302	13.1	1	67

Scoring	td	fg	PAT			dxp	saf	pts
			kick	rush	rcv			
Alex Ramsey	22	-	-	1-2	-	-	-	134
Grant Clemons	-	15-22	38-39	-	-	-	-	83
Jakob Herres	8	-	-	-	-	-	-	48
Javeon Lara	5	-	-	-	-	-	-	30
Leroy Thomas	3	-	-	-	-	-	-	18
Colby Rider	2	-	-	-	-	-	-	12
Seth Morgan	2	-	-	-	-	-	-	12
Rohan Martin	1	-	-	-	-	-	-	6
Max Brimigion	1	-	-	-	-	-	-	6
Jarrod Richmond	1	-	-	-	-	-	-	6
Chima Kpaduwa	1	-	-	-	-	-	-	6
Carter Johnson	1	-	-	-	-	-	-	6
Aljareek Malry	-	-	-	-	-	1	2	2
Camden Murphy	-	-	1-2	-	-	-	-	1
Total	47	15-22	39-41	1-4	0-2	-	1	370
Opponents	59	14-18	55-57	1-1	-	-	-	453

Kick Returns	no.	yds	avg	td	lg
Korey Bridy	32	887	27.7	0	59
Michael Jackson	5	82	16.4	0	23
Leroy Thomas	2	42	21.0	0	22
Chima Kpaduwa	1	4	4.0	0	0
Devin Carper	1	0	0.0	0	0
DJ Dennis	1	7	7.0	0	7
Rohan Martin	1	34	34.0	0	34
Tyain Smith	1	13	13.0	0	13
Total	44	1069	24.3	0	59
Opponents	29	477	16.4	0	35

Score by Quarters	1st	2nd	3rd	4th	OT	Total
VMI	84	104	59	109	14	370
Opponents	110	112	112	100	0	434

All Purpose	g	rush	rcv	pr	kr	ir	total	avg/g
Alex Ramsey	12	1326	323	0	0	0	1649	137.4
Korey Bridy	12	175	68	0	887	0	1130	94.2
Jakob Herres	12	0	1091	0	0	0	1091	90.9
Javeon Lara	12	19	648	0	0	0	667	55.6
Leroy Thomas	10	2	594	0	42	0	638	63.8
Total	12	1448	3439	70	1069	55	6081	506.8
Opponents	12	2985	2953	302	477	33	6750	562.5

Total Offense	g	plays	rush	pass	total	avg/g
Reece Udinski	12	533	-121	3276	3155	262.9
Alex Ramsey	12	266	1326	0	1326	110.5

2019 VMI Football
VMI Team Game-by-Game (as of Jul 01, 2020)
All games

TEAM STATISTICS

Date	Opponent	Rushing				Receiving				Passing				Kick Returns				Punt Returns				tot off		
		no.	yds	td	lg	no.	yds	td	lg	cmp	att	int	yds	td	lg	no.	yds	td	lg	no.	yds		td	lg
Aug 31	at Marshall	27	56	1	10	22	201	1	50	22	40	1	201	1	50	1	22	0	22	0	0	0	0	257
Sep 07	MARS HILL	35	220	4	75	24	351	5	41	24	42	0	351	5	41	1	20	0	20	0	0	0	0	571
Sep 14	at ETSU	28	98	2	29	39	311	2	30	39	66	0	311	2	30	0	0	0	0	1	6	0	6	409
Sep 21	ROBERT MORRIS	37	172	1	37	30	274	1	31	30	52	0	274	1	31	3	68	0	35	3	32	0	2	446
Sep 28	WOFFORD	39	170	3	38	25	315	2	55	25	38	0	315	2	55	8	207	0	33	0	0	0	0	485
Oct 05	at The Citadel	35	86	1	19	25	335	3	61	25	35	0	335	3	61	1	7	0	7	1	4	0	4	421
Oct 12	SAMFORD	43	148	6	25	37	390	0	37	37	46	0	390	0	37	1	18	0	18	1	-18	0	0	538
Oct 19	at Mercer	30	132	2	47	26	263	1	23	26	46	0	263	1	23	6	129	0	35	0	0	0	0	395
Nov 02	WESTERN CAROLINA	34	124	3	19	24	325	2	62	24	32	1	325	2	62	7	193	0	59	2	14	0	17	449
Nov 09	at Furman	31	152	2	49	26	229	1	45	26	37	2	229	1	45	5	135	0	49	0	0	0	0	381
Nov 16	at ARMY	21	40	0	19	23	231	0	30	23	37	0	231	0	30	6	112	0	32	0	0	0	0	271
Nov 23	CHATTANOOGA	25	50	0	13	20	214	2	54	20	36	2	214	2	54	5	158	0	55	1	32	1	2	264
VMI		385	1448	25	75	321	3439	20	62	321	507	6	3439	20	62	44	1069	0	59	9	70	1	17	4887
		549	2985	31	63	210	2953	26	78	210	355	10	2953	26	78	29	477	0	35	23	302	1	67	5938

Games: 12 • Avg/rush: 3.8 • Avg/catch: 10.7 • Pass effic: 130.94 • KR avg: 24.3 • PR avg: 7.8 • All purpose avg/game: 506.8 • Total offense avg/gm: 407.2

Date	Opponent	Tackles				Sacks	Fumble		Pass Defense			blkd kick	PAT Attempts			off		pts
		ua	a	total	tfl-yds		no-yds	ff	fr-yds	int-yds	qbh		brup	kick	rush	rcv	saf	
Aug 31	at Marshall	30	72	102	5.0-24	1.0-16	1	1-0	1-0	6	3	0	2-2	0	0	0	7	17
Sep 07	MARS HILL	39	30	69	11.0-61	5.0-45	0	1-0	4-60	2	4	0	7-8	1	0	0	28	63
Sep 14	at ETSU	28	32	60	4.0-14	1.0-7	1	1-0	1-1	6	5	0	4-4	0	0	0	0	31
Sep 21	ROBERT MORRIS	27	34	61	1.0-9	1.0-9	1	1-0	1-1	0	3	1	1-1	0	0	1	0	21
Sep 28	WOFFORD	36	50	86	3.0-6	0.0-0	0	0-0	0-0	0	1	0	3-3	0	0	0	0	36
Oct 05	at The Citadel	36	40	76	9.0-37	5.0-16	1	1-0	0-0	7	2	0	4-4	0	0	0	7	34
Oct 12	SAMFORD	57	26	83	6.0-21	1.0-10	1	2-0	0-0	4	4	0	6-6	0	0	0	0	48
Oct 19	at Mercer	41	50	91	6.0-31	2.0-16	0	0-0	1-0	4	3	0	3-3	0	0	0	0	27
Nov 02	WESTERN CAROLINA	36	54	90	8.0-29	2.0-6	1	1-0	1-0	1	5	0	2-3	0	0	0	0	35
Nov 09	at Furman	48	22	70	1.0-1	0.0-0	0	0-0	0-0	2	1	0	3-3	0	0	0	0	21
Nov 16	at ARMY	40	44	84	1.0-1	0.0-0	0	0-0	1-5	1	0	0	0-0	0	0	0	0	6
Nov 23	CHATTANOOGA	37	44	81	7.0-31	2.0-17	2	2-64	0-0	9	6	1	4-4	0	0	0	14	31
VMI		455	498	953	62.0-265	20.0-142	8	10-64	10-55	42	37	2	39-41	1	0	1	56	370
		419	528	947	79.0-313	34.0-213	8	11-56	6-33	37	52	0	55-57	1	0	0	55	453

Date	Opponent	Punting							Field Goals			Kickoffs						
		no.	yds	avg	long	blkd	tb	fc	50+	i20	md-att	long	blkd	no.	yds	avg	tb	ob
Aug 31	at Marshall	9	377	41.9	52	0	0	0	1	6	1-1	28	0	4	254	63.5	0	0
Sep 07	MARS HILL	5	200	40.0	53	0	1	0	1	1	0-2	0	0	10	520	52.0	3	2
Sep 14	at ETSU	7	312	44.6	53	0	0	4	1	2	1-3	30	0	5	285	57.0	2	0
Sep 21	ROBERT MORRIS	3	120	40.0	41	0	1	0	0	0	2-4	36	0	5	324	64.8	4	0
Sep 28	WOFFORD	5	221	44.2	60	0	1	2	1	0	1-1	37	0	5	297	59.4	2	0
Oct 05	at The Citadel	6	254	42.3	47	0	0	0	0	1	2-2	46	0	6	345	57.5	2	0
Oct 12	SAMFORD	2	77	38.5	41	0	0	0	0	1	2-2	56	0	7	375	53.6	1	0
Oct 19	at Mercer	7	258	36.9	43	0	0	1	0	0	2-2	37	0	6	304	50.7	3	0
Nov 02	WESTERN CAROLINA	0	0	0.0	0	0	0	0	0	0	1-2	30	0	7	379	54.1	2	0
Nov 09	at Furman	5	230	46.0	57	0	1	0	3	0	0-0	0	0	4	195	48.8	0	0
Nov 16	at ARMY	5	202	40.4	51	0	0	3	1	4	2-2	47	0	2	111	55.5	1	0
Nov 23	CHATTANOOGA	4	177	44.2	51	0	0	1	1	1	1-1	29	0	6	303	50.5	2	1
VMI		58	2428	41.9	60	0	4	11	9	16	15-22	56	0	67	3692	55.1	22	3
		47	1784	38.0	68	2	4	8	8	15	14-18	48	0	82	4642	56.6	22	6



2019 VMI Football
VMI Overall Individual Statistics (as of Jul 01, 2020)
All games

Rushing	gp	att	gain	loss	net	avg	td	lg	avg/g
Alex Ramsey	12	266	1389	63	1326	5.0	22	49	110.5
Korey Bridy	12	38	181	6	175	4.6	0	25	14.6
Chima Kpaduwa	11	1	75	0	75	75.0	1	75	6.8
Javeon Lara	12	1	19	0	19	19.0	0	19	1.6
Seth Morgan	2	2	9	0	9	4.5	2	6	4.5
Tyain Smith	12	3	6	1	5	1.7	0	5	0.4
Devin Carper	12	2	4	1	3	1.5	0	4	0.2
Leroy Thomas	10	2	3	1	2	1.0	0	3	0.2
Rohan Martin	9	2	2	2	0	0.0	0	2	0.0
Chance Newman	5	4	5	13	-8	-2.0	0	3	-1.6
TEAM	8	10	0	37	-37	-3.7	0	0	-4.6
Reece Udinski	12	54	108	229	-121	-2.2	0	17	-10.1
Total	12	385	1801	353	1448	3.8	25	75	120.7
Opponents	12	549	3305	320	2985	5.4	31	63	248.8

Passing	gp	effic	comp-att-int	pct	yds	td	lg	avg/g
Reece Udinski	12	132.33	306-479-5	63.9	3276	19	62	273.0
Chance Newman	5	100.14	11-20-1	55.0	92	1	32	18.4
Seth Morgan	2	134.00	1-2-0	50.0	20	0	20	10.0
Leroy Thomas	10	176.00	1-2-0	50.0	30	0	30	3.0
Reed King	12	0.00	0-1-0	0.0	0	0	0	0.0
TEAM	8	0.00	0-1-0	0.0	0	0	0	0.0
Jakob Herres	12	209.20	1-1-0	100.0	13	0	13	1.1
Max Brimigion	11	167.20	1-1-0	100.0	8	0	8	0.7
Total	12	130.94	321-507-6	63.3	3439	20	62	286.6
Opponents	12	147.56	210-355-10	59.2	2953	26	78	246.1

Receiving	gp	no.	yds	avg	td	lg	avg/g
Jakob Herres	12	72	1091	15.2	8	61	90.9
Leroy Thomas	10	54	594	11.0	3	62	59.4
Javeon Lara	12	51	648	12.7	5	55	54.0
Alex Ramsey	12	50	323	6.5	0	41	26.9
Rohan Martin	9	35	220	6.3	1	26	24.4
Max Brimigion	11	24	253	10.5	1	32	23.0
Korey Bridy	12	11	68	6.2	0	18	5.7
Colby Rider	12	10	91	9.1	2	23	7.6
Michael Jackson	10	5	43	8.6	0	12	4.3
C. Owens	7	3	36	12.0	0	20	5.1
Tyain Smith	12	3	30	10.0	0	16	2.5
Reece Udinski	12	2	38	19.0	0	30	3.2
Jack Caussin	2	1	4	4.0	0	4	2.0
Total	12	321	3439	10.7	20	62	286.6
Opponents	12	210	2953	14.1	26	78	246.1

Punt Returns	no.	yds	avg	td	lg
Rohan Martin	5	8	1.6	0	17
Devin Carper	1	30	30.0	0	0
C. Owens	1	-3	-3.0	0	0
Aljareek Malry	1	29	29.0	0	0
Max Brimigion	1	4	4.0	0	4
Carter Johnson	0	2	0.0	1	2
Total	9	70	7.8	1	17
Opponents	23	302	13.1	1	67

Interceptions	no.	yds	avg	td	lg
A.J. Smith	3	39	13.0	0	23
Kaleb Tucker	2	21	10.5	0	21
Riuq Trotman	2	-1	-0.5	0	0
Will Bunton	1	0	0.0	0	0
Josh Sarratt	1	1	1.0	0	1
Warren Dabney	1	-5	-5.0	0	0
Total	10	55	5.5	0	23
Opponents	6	33	5.5	0	20

Kick Returns	no.	yds	avg	td	lg
Korey Bridy	32	887	27.7	0	59
Michael Jackson	5	82	16.4	0	23
Leroy Thomas	2	42	21.0	0	22
Chima Kpaduwa	1	4	4.0	0	0
DJ Dennis	1	7	7.0	0	7
Rohan Martin	1	34	34.0	0	34
Devin Carper	1	0	0.0	0	0
Tyain Smith	1	13	13.0	0	13
Total	44	1069	24.3	0	59
Opponents	29	477	16.4	0	35

Fumble Returns	no.	yds	avg	td	lg
Jarrold Richmond	1	64	64.0	1	64
Total	1	64	64.0	1	64
Opponents	2	56	28.0	1	40

2019 VMI Football
VMI Overall Individual Statistics (as of Jul 01, 2020)
All games

Rushing	gp	att	gain	loss	net	avg	td	lg	avg/g
Alex Ramsey	12	266	1389	63	1326	5.0	22	49	110.5
Korey Bridy	12	38	181	6	175	4.6	0	25	14.6
Chima Kpaduwa	11	1	75	0	75	75.0	1	75	6.8
Javeon Lara	12	1	19	0	19	19.0	0	19	1.6
Seth Morgan	2	2	9	0	9	4.5	2	6	4.5
Tyain Smith	12	3	6	1	5	1.7	0	5	0.4
Devin Carper	12	2	4	1	3	1.5	0	4	0.2
Leroy Thomas	10	2	3	1	2	1.0	0	3	0.2
Rohan Martin	9	2	2	2	0	0.0	0	2	0.0
Chance Newman	5	4	5	13	-8	-2.0	0	3	-1.6
TEAM	8	10	0	37	-37	-3.7	0	0	-4.6
Reece Udinski	12	54	108	229	-121	-2.2	0	17	-10.1
Total	12	385	1801	353	1448	3.8	25	75	120.7
Opponents	12	549	3305	320	2985	5.4	31	63	248.8

Passing	gp	effic	comp-att-int	pct	yds	td	lg	avg/g
Reece Udinski	12	132.33	306-479-5	63.9	3276	19	62	273.0
Chance Newman	5	100.14	11-20-1	55.0	92	1	32	18.4
Seth Morgan	2	134.00	1-2-0	50.0	20	0	20	10.0
Leroy Thomas	10	176.00	1-2-0	50.0	30	0	30	3.0
Reed King	12	0.00	0-1-0	0.0	0	0	0	0.0
TEAM	8	0.00	0-1-0	0.0	0	0	0	0.0
Jakob Herres	12	209.20	1-1-0	100.0	13	0	13	1.1
Max Brimigion	11	167.20	1-1-0	100.0	8	0	8	0.7
Total	12	130.94	321-507-6	63.3	3439	20	62	286.6
Opponents	12	147.56	210-355-10	59.2	2953	26	78	246.1

Receiving	gp	no.	yds	avg	td	lg	avg/g
Jakob Herres	12	72	1091	15.2	8	61	90.9
Leroy Thomas	10	54	594	11.0	3	62	59.4
Javeon Lara	12	51	648	12.7	5	55	54.0
Alex Ramsey	12	50	323	6.5	0	41	26.9
Rohan Martin	9	35	220	6.3	1	26	24.4
Max Brimigion	11	24	253	10.5	1	32	23.0
Korey Bridy	12	11	68	6.2	0	18	5.7
Colby Rider	12	10	91	9.1	2	23	7.6
Michael Jackson	10	5	43	8.6	0	12	4.3
C. Owens	7	3	36	12.0	0	20	5.1
Tyain Smith	12	3	30	10.0	0	16	2.5
Reece Udinski	12	2	38	19.0	0	30	3.2
Jack Caussin	2	1	4	4.0	0	4	2.0
Total	12	321	3439	10.7	20	62	286.6
Opponents	12	210	2953	14.1	26	78	246.1

Punt Returns	no.	yds	avg	td	lg
Rohan Martin	5	8	1.6	0	17
Devin Carper	1	30	30.0	0	0
C. Owens	1	-3	-3.0	0	0
Aljareek Malry	1	29	29.0	0	0
Max Brimigion	1	4	4.0	0	4
Carter Johnson	0	2	0.0	1	2
Total	9	70	7.8	1	17
Opponents	23	302	13.1	1	67

Interceptions	no.	yds	avg	td	lg
A.J. Smith	3	39	13.0	0	23
Kaleb Tucker	2	21	10.5	0	21
Riuq Trotman	2	-1	-0.5	0	0
Will Bunton	1	0	0.0	0	0
Josh Saratt	1	1	1.0	0	1
Warren Dabney	1	-5	-5.0	0	0
Total	10	55	5.5	0	23
Opponents	6	33	5.5	0	20

Kick Returns	no.	yds	avg	td	lg
Korey Bridy	32	887	27.7	0	59
Michael Jackson	5	82	16.4	0	23
Leroy Thomas	2	42	21.0	0	22
Chima Kpaduwa	1	4	4.0	0	0
DJ Dennis	1	7	7.0	0	7
Rohan Martin	1	34	34.0	0	34
Devin Carper	1	0	0.0	0	0
Tyain Smith	1	13	13.0	0	13
Total	44	1069	24.3	0	59
Opponents	29	477	16.4	0	35

Fumble Returns	no.	yds	avg	td	lg
Jarrod Richmond	1	64	64.0	1	64
Total	1	64	64.0	1	64
Opponents	2	56	28.0	1	40



**2019 VMI Football
VMI Overall Individual Statistics (as of Jul 01, 2020)
All games**

Rushing	gp	att	gain	loss	net	avg	td	lg	avg/g
Alex Ramsey	12	266	1389	63	1326	5.0	22	49	110.5
Korey Bridy	12	38	181	6	175	4.6	0	25	14.6
Chima Kpaduwa	11	1	75	0	75	75.0	1	75	6.8
Javeon Lara	12	1	19	0	19	19.0	0	19	1.6
Seth Morgan	2	2	9	0	9	4.5	2	6	4.5
Tyain Smith	12	3	6	1	5	1.7	0	5	0.4
Devin Carper	12	2	4	1	3	1.5	0	4	0.2
Leroy Thomas	10	2	3	1	2	1.0	0	3	0.2
Rohan Martin	9	2	2	2	0	0.0	0	2	0.0
Chance Newman	5	4	5	13	-8	-2.0	0	3	-1.6
TEAM	8	10	0	37	-37	-3.7	0	0	-4.6
Reece Udinski	12	54	108	229	-121	-2.2	0	17	-10.1
Total	12	385	1801	353	1448	3.8	25	75	120.7
Opponents	12	549	3305	320	2985	5.4	31	63	248.8

Punt Returns	no.	yds	avg	td	lg
Rohan Martin	5	8	1.6	0	17
Devin Carper	1	30	30.0	0	0
C. Owens	1	-3	-3.0	0	0
Aljareek Malry	1	29	29.0	0	0
Max Brimigion	1	4	4.0	0	4
Carter Johnson	0	2	0.0	1	2
Total	9	70	7.8	1	17
Opponents	23	302	13.1	1	67

Passing	gp	effc	comp-att-int	pct	yds	td	lg	avg/g
Reece Udinski	12	132.33	306-479-5	63.9	3276	19	62	273.0
Chance Newman	5	100.14	11-20-1	55.0	92	1	32	18.4
Seth Morgan	2	134.00	1-2-0	50.0	20	0	20	10.0
Leroy Thomas	10	176.00	1-2-0	50.0	30	0	30	3.0
Reed King	12	0.00	0-1-0	0.0	0	0	0	0.0
TEAM	8	0.00	0-1-0	0.0	0	0	0	0.0
Jakob Herres	12	209.20	1-1-0	100.0	13	0	13	1.1
Max Brimigion	11	167.20	1-1-0	100.0	8	0	8	0.7
Total	12	130.94	321-507-6	63.3	3439	20	62	286.6
Opponents	12	147.56	210-355-10	59.2	2953	26	78	246.1

Interceptions	no.	yds	avg	td	lg
A.J. Smith	3	39	13.0	0	23
Kaleb Tucker	2	21	10.5	0	21
Riuq Trotman	2	-1	-0.5	0	0
Will Bunton	1	0	0.0	0	0
Josh Sarratt	1	1	1.0	0	1
Warren Dabney	1	-5	-5.0	0	0
Total	10	55	5.5	0	23
Opponents	6	33	5.5	0	20

Receiving	gp	no.	yds	avg	td	lg	avg/g
Jakob Herres	12	72	1091	15.2	8	61	90.9
Leroy Thomas	10	54	594	11.0	3	62	59.4
Javeon Lara	12	51	648	12.7	5	55	54.0
Alex Ramsey	12	50	323	6.5	0	41	26.9
Rohan Martin	9	35	220	6.3	1	26	24.4
Max Brimigion	11	24	253	10.5	1	32	23.0
Korey Bridy	12	11	68	6.2	0	18	5.7

Kick Returns	no.	yds	avg	td	lg
Korey Bridy	32	887	27.7	0	59
Michael Jackson	5	82	16.4	0	23
Leroy Thomas	2	42	21.0	0	22
Chima Kpaduwa	1	4	4.0	0	0
DJ Dennis	1	7	7.0	0	7
Rohan Martin	1	34	34.0	0	34
Devin Carper	1	0	0.0	0	0
Tyain Smith	1	13	13.0	0	13
Total	44	1069	24.3	0	59
Opponents	29	477	16.4	0	35

Fumble Returns	no.	yds	avg	td	lg
Jarrod Richmond	1	64	64.0	1	64
Total	1	64	64.0	1	64
Opponents	2	56	28.0	1	40

**VMI Team Game-by-Game Comparison (as of Jul 01, 2020)
All games**

Opponent	Score	First Downs				Rushing Number-Yards	Passing		Total Offense Plays-Yards	Return Yards	Turn- Overs
		Total	Rush	Pass	Pen		Comp-Att-Int	Yards			
Marshall	17 - 56	17 / 35	3 / 15	11 / 16	3 / 4	27-56 / 46-280	22-40-1 / 24-36-1	201 / 340	67-257 / 82-620	22 / 216	1 / 2
MARS HILL	63 - 21	25 / 17	8 / 5	16 / 11	1 / 1	35-220 / 38-61	24-42-0 / 22-43-4	351 / 270	77-571 / 81-331	80 / 20	1 / 5
ETSU	31 - 24	26 / 22	8 / 8	16 / 12	2 / 2	28-98 / 29-207	39-66-0 / 18-39-1	311 / 253	94-409 / 68-460	5 / 91	0 / 2
ROBERT MORRIS	21 - 31	25 / 13	11 / 7	13 / 6	1 / 0	37-172 / 40-154	30-52-0 / 12-17-1	274 / 214	89-446 / 57-368	101 / 39	2 / 2
WOFFORD	36 - 51	24 / 26	9 / 21	14 / 4	1 / 1	39-170 / 62-439	25-38-0 / 5-8-0	315 / 142	77-485 / 70-531	207 / 117	0 / 0
The Citadel	34 - 21	23 / 20	7 / 6	13 / 11	3 / 3	35-86 / 39-78	25-35-0 / 19-34-0	335 / 233	70-421 / 73-311	11 / 61	0 / 1
SAMFORD	48 - 41	29 / 31	11 / 16	18 / 15	0 / 0	43-148 / 40-210	37-46-0 / 31-47-0	390 / 294	89-538 / 87-504	0 / 92	2 / 2
Mercer	27 - 34	22 / 27	6 / 9	14 / 16	2 / 2	30-132 / 47-226	26-46-0 / 22-34-1	263 / 268	76-395 / 81-494	129 / 39	0 / 1
WESTERN CAROLINA	35 - 43	23 / 25	10 / 13	10 / 10	3 / 2	34-124 / 52-217	24-32-1 / 14-23-1	325 / 322	66-449 / 75-539	207 / 71	5 / 2
Furman	21 - 60	20 / 24	10 / 9	10 / 13	0 / 2	31-152 / 45-298	26-37-2 / 20-28-0	229 / 338	68-381 / 73-636	135 / 87	3 / 0
ARMY	6 - 47	14 / 29	3 / 26	9 / 2	2 / 1	21-40 / 65-594	23-37-0 / 4-7-1	231 / 49	58-271 / 72-643	107 / 17	1 / 1
CHATTANOOGA	31 - 24	18 / 23	4 / 10	10 / 11	4 / 2	25-50 / 46-221	20-36-2 / 19-39-0	214 / 230	61-264 / 85-451	254 / 18	2 / 2
Totals	370 - 453	266 / 292	90 / 145	154 / 127	22 / 20	385-1448 / 549-2985	321-507-6 / 210-355-10	3439 / 2953	892-4887 / 904-5938	1258 / 868	17 / 20

Opponent	3rd Down		4th Down		Time of Possession		TOP Margin	Avg Yds/Rush	Avg Yds/Pass	Avg Yds/Play	Punting		Penalties		
	Conversions	Attempts	Conversions	Attempts	Team	Opponent					Number	Avg	Number	Yards	Sacks
Marshall	5-17	6-11	1-1	0-0	25:39	34:21	-8:42	2.1 / 6.1	5.0 / 9.4	3.8 / 7.6	9-41.9	3-44.7	8-50	8-78	1 / 4
MARS HILL	6-14	4-19	1-1	1-2	25:53	34:07	-8:14	6.3 / 1.6	8.4 / 6.3	7.4 / 4.1	5-40.0	8-29.8	6-59	8-58	5 / 1
ETSU	8-21	1-12	2-4	1-2	31:05	28:55	2:10	3.5 / 7.1	4.7 / 6.5	4.4 / 6.8	7-44.6	7-32.1	3-35	9-105	1 / 3
ROBERT MORRIS	9-20	5-13	1-4	1-2	30:01	29:59	0:02	4.6 / 3.8	5.3 / 12.6	5.0 / 6.5	3-40.0	5-35.8	8-52	5-29	1 / 2
WOFFORD	7-15	9-15	1-2	0-0	25:30	34:30	-9:00	4.4 / 7.1	8.3 / 17.8	6.3 / 8.3	5-44.2	2-51.5	2-25	5-33	0 / 5
The Citadel	5-15	5-14	2-2	1-3	28:37	31:23	-2:46	2.5 / 2.0	9.6 / 6.9	6.0 / 4.3	6-42.3	6-44.8	10-88	5-58	5 / 3
SAMFORD	7-15	7-15	2-3	2-3	33:07	26:53	6:14	3.4 / 5.2	8.5 / 6.3	6.0 / 5.8	2-38.5	3-34.7	2-16	5-35	1 / 2
Mercer	7-18	6-16	2-2	2-2	24:01	35:59	-11:58	4.4 / 4.8	5.7 / 7.9	5.2 / 6.1	7-36.9	4-43.0	7-40	7-65	2 / 1
WESTERN CAROLINA	5-9	8-16	2-2	3-3	23:05	36:55	-13:50	3.6 / 4.2	10.2 / 14.0	6.8 / 7.2	0-0.0	2-36.5	4-40	8-92	2 / 2
Furman	3-12	7-12	3-4	0-0	26:50	33:10	-6:20	4.9 / 6.6	6.2 / 12.1	5.6 / 8.7	5-46.0	2-50.5	3-40	3-35	0 / 4
ARMY	5-15	7-9	1-3	1-1	23:25	36:35	-13:10	1.9 / 9.1	6.2 / 7.0	4.7 / 8.9	5-40.4	0-0.0	3-24	3-35	0 / 3
CHATTANOOGA	4-12	5-17	0-1	3-4	24:52	35:08	-10:16	2.0 / 4.8	5.9 / 5.9	4.3 / 5.3	4-44.2	5-37.2	5-42	6-70	2 / 4
Totals	71-183	70-169	18-29	15-22	322:05	397:55	-75:50	3.8 / 5.4	6.8 / 8.3	5.5 / 6.6	58-41.9	47-38.0	61-511	72-693	20 / 34

2019 VMI Football
VMI Overall Defensive Statistics (as of Jul 01, 2020)
All games

#	Defensive Leaders	gp	Tackles				tfl/yds	Sacks no-yds	Pass defense			Fumbles		blkd	
			ua	a	tot				int-yds	brup	qbh	rcv-yds	ff	kick	saf
5D	E. Brewster	12	41	67	108	3.5-15	1.0-6	.	2	10	
35	E. Caselberry	12	38	32	70	2.0-3	.	.	6	1	
97	Jarrod Richmond	12	19	51	70	5.0-24	1.5-9	.	.	2	3-64	1	.	.	
4D	A.J. Smith	11	36	31	67	2.5-5	.	3-39	4	.	.	1	.	.	
25	Aljareek Malry	12	38	24	62	2.0-9	.	.	2	.	.	.	1	1	
11	Riuq Trotman	12	43	12	55	.	.	2--1	9	
41	Liam Kauthen	10	18	37	55	3.5-19	1.0-10	.	1	.	2-0	.	.	.	
1D	Kaleb Tucker	10	35	19	54	2.5-9	1.0-7	2-21	6	1	1-0	1	.	.	
94	Jordan Ward	12	22	31	53	11.0-41	2.0-19	.	.	6	
9	Tyren Cloyd	12	19	31	50	2.5-11	1.5-8	.	1	3	1-0	1	.	.	
56	Warren Dabney	12	11	21	32	2.5-10	2.0-9	1--5	.	4	
90	Ryan Clark	11	12	19	31	6.5-21	2.5-11	.	1	4	.	1	.	.	
21	Brett Howell	8	16	13	29	1.5-5	0.5-3	.	.	2	.	1	.	.	
31	Connor Riddle	12	11	16	27	4.5-20	2.0-14	.	.	1	1-0	1	.	.	
45	Stone Snyder	9	13	11	24	2	
92	C. Weatherman	11	8	12	20	1.5-2	.	.	.	1	
17	Josh Sarratt	5	11	8	19	.	.	1-1	4	
26	Carter Johnson	12	9	9	18	1.0-7	1.0-7	
24	Tim Smith	10	7	9	16	
52	Eric Weaver	12	5	10	15	3.0-14	.	.	.	1	1-0	.	.	.	
27	Tamar Teagle	12	11	4	15	1.0-1	.	.	1	
13	Najee Lawrence	3	2	9	11	
44	Austin Barrette	3	3	7	10	2.0-33	2.0-33	.	.	2	.	1	.	.	
51	Jaylon Haney	7	4	5	9	2.0-6	2.0-6	.	.	2	
12	DJ Dennis	12	4	3	7	
23	Tyain Smith	12	2	3	5	
22	Will Bunton	4	4	.	4	1.0-1	.	1-0	
47	Grant Clemons	12	2	.	2	
7	Javeon Lara	12	2	.	2	
32	Devin Carper	12	.	2	2	1	.	
10	Korey Bridy	12	1	.	1	
28	Marquan Jones	3	1	.	1	
8J	Kolbe Jorgenson	1	1	.	1	1.0-9	
34	Bryant Walker	12	.	1	1	
30	R. Soderholm	12	1	.	1	
15	Leroy Thomas	10	.	1	1	
38	Kyser Samuel	5	1	.	1	
36	Alex Ramsey	12	1	.	1	
60	Declan Franklin	3	1	.	1	1-0	.	.	.	
98	Reed King	12	1	.	1	
58	Grayson Owens	2	1	.	1	
Total		12	455	498	953	62-265	20-142	10-55	37	42	10-64	8	2	1	
Opponents		12	419	528	947	79-313	34-213	6-33	52	37	11-56	8	.	.	

2019 VMI Football VMI - Long Plays

25-YARD PLUS PLAYS

Yds	Type	Player(s)	Opponent
75*	Rush	Chima Kpaduwa	Mars Hill
64*	FR	Jarrod Richmond	Chattanooga
62*	Pass	Leroy Thomas from Reece Udinski	Western Carolina
61*	Pass	Jakob Herres from Reece Udinski	The Citadel
59	KR	Korey Bridy	Western Carolina
55	KR	Korey Bridy	Chattanooga
55	Pass	Javeon Lara from Reece Udinski	Wofford
54*	Pass	Jakob Herres from Reece Udinski	Chattanooga
52	KR	Korey Bridy	Chattanooga
50*	Pass	Javeon Lara from Reece Udinski	Marshall
50	Pass	Javeon Lara from Reece Udinski	Western Carolina
49	KR	Korey Bridy	Furman
49*	Rush	Alex Ramsey	Furman
49	KR	Korey Bridy	Western Carolina
47	Rush	Alex Ramsey	Mercer
45*	Pass	Jakob Herres from Reece Udinski	Furman
41	Pass	Alex Ramsey from Reece Udinski	Mars Hill
38	Rush	Alex Ramsey	Wofford
37	Rush	Alex Ramsey	Robert Morris
37	Pass	Javeon Lara from Reece Udinski	Samford
37	Pass	Jakob Herres from Reece Udinski	Western Carolina
36	Pass	Leroy Thomas from Reece Udinski	Wofford
36*	Pass	Jakob Herres from Reece Udinski	Mars Hill
35	KR	Korey Bridy	Mercer
35	Pass	Leroy Thomas from Reece Udinski	Wofford
35	KR	Korey Bridy	Robert Morris
34	KR	Rohan Martin	Chattanooga
34	Pass	Alex Ramsey from Reece Udinski	Mars Hill
33	KR	Korey Bridy	Wofford
32*	Pass	Max Brimigion from Chance Newman	Mars Hill
32	KR	Korey Bridy	ARMY
31	KR	Korey Bridy	Wofford
31	Pass	Leroy Thomas from Reece Udinski	Robert Morris
30	Pass	Reece Udinski from Leroy Thomas	ETSU
30	KR	Korey Bridy	Western Carolina
30	Pass	Max Brimigion from Reece Udinski	ARMY
29	Rush	Alex Ramsey	ETSU
29	Pass	Jakob Herres from Reece Udinski	ARMY
29	Pass	Jakob Herres from Reece Udinski	Samford
28*	Pass	Javeon Lara from Reece Udinski	The Citadel
28	KR	Korey Bridy	ARMY
28	Rush	Alex Ramsey	Wofford
27	KR	Korey Bridy	Mercer
26	Pass	Jakob Herres from Reece Udinski	The Citadel
26	Pass	Rohan Martin from Reece Udinski	Marshall
26*	Pass	Javeon Lara from Reece Udinski	Mars Hill
25	KR	Korey Bridy	Wofford
25	KR	Korey Bridy	Wofford
25	Pass	Jakob Herres from Reece Udinski	Chattanooga
25	Rush	Korey Bridy	Mars Hill
25*	Rush	Alex Ramsey	Samford
25	Pass	Jakob Herres from Reece Udinski	Chattanooga
25	KR	Korey Bridy	Wofford
25	Pass	Jakob Herres from Reece Udinski	Samford
25	Pass	Max Brimigion from Reece Udinski	The Citadel

* touchdown scored on play

LONG PLAYS BY THE NUMBERS

Long Plays By Yards	No.	TD
100+	0	0
90-99	0	0
80-89	0	0
70-79	1	1
60-69	3	3
50-59	7	2
40-49	6	2
30-39	19	2
20-29	48	5

Long Plays By Type	No.	TD
Rushing	11	3
Passing	43	11
Punt returns	0	0
Kick returns	27	0
Interceptions	2	0
Fumble returns	1	1
Other	0	0
TOTAL	84	15

25-YARD PLUS BY PLAYER

Player	No.	TD	R	P	KR	PR	IR	FR
Korey Bridy	24	0	1	0	23	0	0	0
Jakob Herres	18	5	0	18	0	0	0	0
Alex Ramsey	14	2	9	5	0	0	0	0
Javeon Lara	8	4	0	8	0	0	0	0
Leroy Thomas	6	1	0	4	2	0	0	0
Max Brimigion	4	1	0	4	0	0	0	0
Rohan Martin	2	0	0	1	1	0	0	0
Jarrod Richmond	1	1	0	0	0	0	0	1
Chima Kpaduwa	1	1	1	0	0	0	0	0
Reece Udinski	1	0	0	1	0	0	0	0
Michael Jackson	1	0	0	0	1	0	0	0
A.J. Smith	1	0	0	0	0	0	1	0
Colby Rider	1	0	0	1	0	0	0	0
Kaleb Tucker	1	0	0	0	0	0	1	0
C. Owens	1	0	0	1	0	0	0	0
TOTAL	84	15	11	43	27	0	2	1

LONGEST PLAYS OF THE YEAR

Rushing
75 Chima Kpaduwa vs Mars Hill (9/7/2019)

Rushing Touchdown
75 Chima Kpaduwa vs Mars Hill (9/7/2019)

Passing
62 Leroy Thomas from Reece Udinski vs Western Carolina (11/2/2019)

Passing Touchdown
62 Leroy Thomas from Reece Udinski vs Western Carolina (11/2/2019)

Punt Return
17 Rohan Martin vs Western Carolina (11/2/2019)

Kick Return
59 Korey Bridy vs Western Carolina (11/2/2019)

Interception Return
23 A.J. Smith vs Mars Hill (9/7/2019)

Fumble Return
64 Jarrod Richmond vs Chattanooga (11/23/2019)

Punt
60 Reed King vs Wofford (9/28/2019)

Field Goal
56 Grant Clemons vs Samford (10/12/2019)

2019 VMI Football
VMI Game Superlatives (as of Jul 01, 2020)
All games

INDIVIDUAL GAME HIGHS

Rushes	37	Alex Ramsey vs Samford (Oct 12, 2019)
Yards Rushing	207	Alex Ramsey vs Wofford (Sep 28, 2019)
TD Rushes	6	Alex Ramsey vs Samford (Oct 12, 2019)
Long Rush	75	Chima Kpaduwa vs Mars Hill (Sep 07, 2019)
Pass attempts	64	Reece Udinski at ETSU (Sep 14, 2019)
Pass completions	38	Reece Udinski at ETSU (Sep 14, 2019)
Yards Passing	390	Reece Udinski vs Samford (Oct 12, 2019)
TD Passes	4	Reece Udinski vs Mars Hill (Sep 07, 2019)
Long Pass	62	Reece Udinski vs Western Carolina (Nov 02, 2019)
Receptions	11	Alex Ramsey at ETSU (Sep 14, 2019)
Yards Receiving	175	Jakob Herres at The Citadel (Oct 05, 2019)
TD Receptions	2	Javeon Lara vs Mars Hill (Sep 07, 2019)
	2	Jakob Herres at The Citadel (Oct 05, 2019)
	2	Jakob Herres vs Chattanooga (Nov 23, 2019)
Long Reception	62	Leroy Thomas vs Western Carolina (Nov 02, 2019)
Field Goals	2	Grant Clemons vs Robert Morris (Sep 21, 2019)
	2	Grant Clemons at The Citadel (Oct 05, 2019)
	2	Grant Clemons vs Samford (Oct 12, 2019)
	2	Grant Clemons at Mercer (Oct 19, 2019)
	2	Grant Clemons at ARMY (Nov 16, 2019)
Long Field Goal	56	Grant Clemons vs Samford (Oct 12, 2019)
Punts	7	Reed King at Marshall (Aug 31, 2019)
	7	Reed King at ETSU (Sep 14, 2019)
	7	Reed King at Mercer (Oct 19, 2019)
Punting Avg	46.0	Reed King at Furman (Nov 09, 2019)
Long Punt	60	Reed King vs Wofford (Sep 28, 2019)
Punts inside 20	4	Reed King at Marshall (Aug 31, 2019)
Long Punt Return	17	Rohan Martin vs Western Carolina (Nov 02, 2019)
Long Kickoff Return	59	Korey Bridy vs Western Carolina (Nov 02, 2019)
Tackles	14	E. Brewster vs Samford (Oct 12, 2019)
Sacks	2.0	Jaylon Haney at The Citadel (Oct 05, 2019)
Tackles For Loss	2.5	Connor Riddle vs Chattanooga (Nov 23, 2019)
Interceptions	2	A.J. Smith vs Mars Hill (Sep 07, 2019)
	2	Kaleb Tucker vs Mars Hill (Sep 07, 2019)

2019 VMI Football
VMI Game Superlatives (as of Jul 01, 2020)
All games

INDIVIDUAL GAME HIGHS

Rushes	37	Alex Ramsey vs Samford (Oct 12, 2019)
Yards Rushing	207	Alex Ramsey vs Wofford (Sep 28, 2019)
TD Rushes	6	Alex Ramsey vs Samford (Oct 12, 2019)
Long Rush	75	Chima Kpaduwa vs Mars Hill (Sep 07, 2019)
Pass attempts	64	Reece Udinski at ETSU (Sep 14, 2019)
Pass completions	38	Reece Udinski at ETSU (Sep 14, 2019)
Yards Passing	390	Reece Udinski vs Samford (Oct 12, 2019)
TD Passes	4	Reece Udinski vs Mars Hill (Sep 07, 2019)
Long Pass	62	Reece Udinski vs Western Carolina (Nov 02, 2019)
Receptions	11	Alex Ramsey at ETSU (Sep 14, 2019)
Yards Receiving	175	Jakob Herres at The Citadel (Oct 05, 2019)
TD Receptions	2	Javeon Lara vs Mars Hill (Sep 07, 2019)
	2	Jakob Herres at The Citadel (Oct 05, 2019)
	2	Jakob Herres vs Chattanooga (Nov 23, 2019)
Long Reception	62	Leroy Thomas vs Western Carolina (Nov 02, 2019)
Field Goals	2	Grant Clemons vs Robert Morris (Sep 21, 2019)
	2	Grant Clemons at The Citadel (Oct 05, 2019)
	2	Grant Clemons vs Samford (Oct 12, 2019)
	2	Grant Clemons at Mercer (Oct 19, 2019)
	2	Grant Clemons at ARMY (Nov 16, 2019)
Long Field Goal	56	Grant Clemons vs Samford (Oct 12, 2019)
Punts	7	Reed King at Marshall (Aug 31, 2019)
	7	Reed King at ETSU (Sep 14, 2019)
	7	Reed King at Mercer (Oct 19, 2019)
Punting Avg	46.0	Reed King at Furman (Nov 09, 2019)
Long Punt	60	Reed King vs Wofford (Sep 28, 2019)
Punts inside 20	4	Reed King at Marshall (Aug 31, 2019)
Long Punt Return	17	Rohan Martin vs Western Carolina (Nov 02, 2019)
Long Kickoff Return	59	Korey Bridy vs Western Carolina (Nov 02, 2019)
Tackles	14	E. Brewster vs Samford (Oct 12, 2019)
Sacks	2.0	Jaylon Haney at The Citadel (Oct 05, 2019)
Tackles For Loss	2.5	Connor Riddle vs Chattanooga (Nov 23, 2019)
Interceptions	2	A.J. Smith vs Mars Hill (Sep 07, 2019)
	2	Kaleb Tucker vs Mars Hill (Sep 07, 2019)

Game by Game Starters - 2019 Season

Offense

Opponent	WR	LT	LG	C	RG	RT	WR	WR/TE	QB	RB	WR
Marshall	Lara	Gill	Hartnett	Davis	Andre	Johnson	Martin	Jackson	Udinski	Ramsey	Herres
Mars Hill	Lara	Gill	Hartnett	Davis	Johnson	Strand	Martin	Rider	Udinski	Ramsey	Thomas
ETSU	Lara	Gill	Hartnett	Davis	Andre	Strand	Martin	Thomas	Udinski	Ramsey	Herres
Robert Morris	Lara	Gill	Hartnett	Davis	Andre	Strand	Martin	Jackson	Udinski	Thomas (WR)	Herres
Wofford	Lara	Gill	Hartnett	Davis	Andre	Strand	Thomas	Rider	Udinski	Ramsey	Herres
The Citadel	Lara	Gill	Strand	Davis	Andre	Johnson	Thomas	Rider	Udinski	Ramsey	Herres
Samford	Lara	Gill	Strand	Davis	Andre	Johnson	Thomas	Rider	Udinski	Ramsey	Bridy (RB)
Mercer	Lara	Gill	Strand	Davis	Andre	Johnson	Thomas	Rider	Udinski	Ramsey	Herres
Western Carolina	Lara	Gill	Hartnett	Davis	Andre	Johnson	Thomas	Brimigion	Udinski	Ramsey	Herres
Furman	Lara	Gill	Hartnett	Davis	Andre	Johnson	Thomas	Rider	Udinski	Ramsey	Herres
Army West Point	Lara	Gill	Hartnett	Davis	Andre	Strand	Martin	Rider	Udinski	Ramsey	Herres
Chattanooga	Lara	Gill	Hartnett	Davis	Andre	Strand	Martin	Brimigion	Udinski	Ramsey	Herres

Defense

Opponent	DE	NT	DE/NB	OLB	OLB	ILB	ILB	CB	SS	FS	CB
Marshall	Richmond	Dabney	Ward	Cloyd	Caselberry	Brewster	Kauthen	Tucker	Smith	Sarratt	Trotman
Mars Hill	Richmond	Weaver	Ward	Cloyd	Caselberry	Brewster	Howell	Tucker	Smith	Sarratt	Trotman
ETSU	Richmond	Dabney	Ward	Cloyd	Caselberry	Brewster	Kauthen	Tucker	Smith	Sarratt	Trotman
Robert Morris	Richmond	Dabney	Ward	Cloyd	Caselberry	Brewster	Kauthen	Tucker	Smith	Sarratt	Trotman
Wofford	Richmond	Dabney	Ward	Cloyd	Caselberry	Brewster	Howell	Tucker	Smith	Sarratt	Trotman
The Citadel	Richmond	Dabney	Ward	Haney (DE)	Clark (DE)	Johnson	Howell	Tucker	Smith	Kauthen (LB)	Trotman
Samford	Richmond	Dabney	Ward	Cloyd	Malry	Brewster	Kauthen	Tucker	Smith	Caselberry	Trotman
Mercer	Richmond	Dabney	Ward	Cloyd	Malry	Brewster	Kauthen	Tucker	Smith	Caselberry	Trotman
Western Carolina	Richmond	Dabney	Ward	Clark (DL)	Malry	Brewster	Kauthen	Bunton	Smith	Caselberry	Trotman
Furman	Richmond	Dabney	Ward	Clark (DL)	Cloyd	Brewster	Kauthen	Teagle	Smith	Snyder	Trotman
Army West Point	Richmond	Dabney	Ward	Clark (DL)	Cloyd	Brewster	Weatherman(DL)	Malry	Smith	Snyder	Trotman
Chattanooga	Richmond	Dabney	Ward	Clark (DL)	Cloyd	Brewster	Riddle	Tucker	Malry	Caselberry	Trotman

Series Versus 2020-21 Opponents

Chattanooga

Series Record: 8-17-1

Record In Lexington: 5-7

Record In Chattanooga: 3-10-1

First Meeting: 1971 **Last Meeting:** 2019

DATE	SITE	W/L	SCORE
Nov. 20, 1971	Lexington, Va.	L	8-31
Nov. 18, 1972	Chattanooga, Tenn.	W	17-0
Oct. 11, 1980	Lexington, Va.	L	10-55
Nov. 5, 1983	Chattanooga, Tenn.	L	6-23
Oct. 20, 1984	Lexington, Va.	L	0-35
Nov. 16, 1985	Chattanooga, Tenn.	L	7-54
Nov. 21, 1987	Lexington, Va.	L	0-31
Nov. 18, 1989	Chattanooga, Tenn.	T	14-14
Nov. 23, 1991	Chattanooga, Tenn.	L	14-50
Nov. 21, 1992	Lexington, Va.	W	37-34 (OT)
Oct. 16, 1993	Lexington, Va.	W	35-29 (2OT)
Oct. 15, 1994	Chattanooga, Tenn.	L	14-49
Oct. 14, 1995	Lexington, Va.	W	17-12
Oct. 19, 1996	Chattanooga, Tenn.	W	28-14
Oct. 11, 1997	Lexington, Va.	L	24-27
Oct. 17, 1998	Chattanooga, Tenn.	L	7-45
Oct. 16, 1999	Lexington, Va.	L	0-27
Oct. 14, 2000	Chattanooga, Tenn.	L	14-27
Oct. 13, 2001	Lexington, Va.	W	19-16
Oct. 19, 2002	Chattanooga, Tenn.	W	35-31
Oct. 4, 2014	Chattanooga, Tenn.	L	7-55
Oct. 17, 2015	Lexington, Va.	L	27-33
Oct. 22, 2016	Chattanooga, Tenn.	L	13-30
Sept. 23, 2017	Lexington, Va.	L	7-63
Oct. 27, 2018	Chattanooga, Tenn.	L	27-34
Nov. 23, 2019	Lexington, Va.	W	31-24

The Citadel

Series Record: 31-42-2

Record In Lexington: 16-13-2

Record In Charleston: 11-25

Record at Neutral: 4-4

First Meeting: 2000 **Last Meeting:** 2019

DATE	SITE	W/L	SCORE
1920	Lynchburg, Va.	W	35-0
1929	Lexington, Va.	W	12-7
1930	Charleston, S.C.	L	6-7
1931	Lexington, Va.	T	13-13
1932	Charleston, S.C.	L	6-12
1937	Lexington, Va.	W	27-0
1946	Lexington, Va.	W	21-6
1947	Charleston, S.C.	L	6-7
1948	Lexington, Va.	W	34-6
1949	Charleston, S.C.	L	14-19

Nov. 18, 1950	Lexington, Va.	W	13-7
Nov. 17, 1951	Charleston, S.C.	W	27-21
Nov. 15, 1952	Lexington, Va.	W	20-19
Oct. 10, 1953	Charleston, S.C.	W	14-0
Nov. 13, 1954	Lexington, Va.	W	42-0
Nov. 12, 1955	Charleston, S.C.	W	14-7
Nov. 16, 1957	Lexington, Va.	W	33-7
Nov. 6, 1958	Charleston, S.C.	L	6-14
Nov. 14, 1959	Lexington, Va.	W	32-8
Nov. 12, 1960	Charleston, S.C.	W	20-6
Nov. 4, 1961	Lexington, Va.	L	8-14
Nov. 3, 1962	Charleston, S.C.	W	16-7
Nov. 16, 1963	Lexington, Va.	W	33-8
Nov. 14, 1964	Charleston, S.C.	L	0-17
Nov. 13, 1965	Lexington, Va.	W	21-7
Nov. 12, 1966	Charleston, S.C.	L	14-30
Oct. 22, 1967	Roanoke, Va.	W	22-11
Oct. 19, 1968	Charleston, S.C.	L	8-13
Oct. 18, 1969	Lexington, Va.	L	2-28
Oct. 24, 1970	Charleston, S.C.	L	9-56
Oct. 9, 1971	Lexington, Va.	L	24-25
Oct. 7, 1972	Charleston, S.C.	L	3-42
Oct. 6, 1973	Lexington, Va.	W	23-6
Oct. 12, 1974	Charleston, S.C.	W	20-9
Oct. 25, 1975	Lexington, Va.	L	3-6
Nov. 6, 1976	Charleston, S.C.	W	30-14
Oct. 15, 1977	Lexington, Va.	W	19-3
Sept. 23, 1978	Charleston, S.C.	L	3-14
Oct. 20, 1979	Lexington, Va.	L	6-37
Oct. 4, 1980	Charleston, S.C.	L	0-28
Oct. 10, 1981	Norfolk, Va.	W	14-0
Oct. 9, 1982	Charleston, S.C.	L	7-21
Oct. 8, 1983	Lexington, Va.	L	6-27
Nov. 3, 1984	Charleston, S.C.	L	24-27
Oct. 5, 1985	Lexington, Va.	T	14-14
Oct. 11, 1986	Charleston, S.C.	W	47-30
Oct. 10, 1987	Charleston, S.C.	W	7-3
Nov. 12, 1988	Norfolk, Va.	L	20-31
Nov. 11, 1989	Lexington, Va.	W	20-10
Nov. 3, 1990	Charleston, S.C.	L	3-23
Oct. 26, 1991	Norfolk, Va.	L	14-17
Nov. 14, 1992	Charleston, S.C.	L	0-50
Nov. 13, 1993	Charleston, S.C.	L	33-34
Nov. 12, 1994	Norfolk, Va.	L	14-58
Nov. 11, 1995	Charleston, S.C.	W	34-7
Nov. 16, 1996	Lexington, Va.	W	34-27 (2OT)
Nov. 15, 1997	Charleston, S.C.	L	6-28
Nov. 14, 1998	Lexington, Va.	L	10-36
Nov. 13, 1999	Charleston, S.C.	L	6-7
Nov. 11, 2000	Lexington, Va.	W	41-21
Nov. 10, 2001	Charleston, S.C.	L	7-49
Nov. 16, 2002	Charlotte, N.C.	W	23-21
Nov. 15, 2003	Charlotte, N.C.	L	23-27
Nov. 19, 2005	Lexington, Va.	L	14-22
Nov. 11, 2006	Charleston, S.C.	L	21-48
Nov. 17, 2007	Lexington, Va.	L	28-70
Oct. 29, 2011	Charleston, S.C.	L	14-41
Nov. 10, 2012	Lexington, Va.	L	24-27
Nov. 16, 2013	Charleston, S.C.	L	10-31
Nov. 22, 2014	Lexington, Va.	L	25-45
Nov. 7, 2015	Charleston, S.C.	L	14-35
Nov. 12, 2016	Lexington, Va.	L	20-30
Oct. 28, 2017	Charleston, S.C.	L	3-21
Oct. 20, 2018	Lexington, Va.	L	32-34
Oct. 5, 2019	Charleston, S.C.	W	34-21

ETSU

Series Record: 10-15

Record In Lexington: 7-6

Record In Johnson City: 3-9

First Meeting: 1979 **Last Meeting:** 2019

DATE	SITE	W/L	SCORE
Oct. 6, 1979	Lexington, Va.	W	24-14
Sept. 11, 1982	Johnson City, Tenn.	W	21-3
Oct. 22, 1983	Lexington, Va.	W	24-12
Oct. 12, 1985	Lexington, Va.	W	23-19
Nov. 22, 1986	Johnson City, Tenn.	L	20-31
Nov. 14, 1987	Lexington, Va.	W	20-13
Sept. 3, 1988	Johnson City, Tenn.	L	10-26
Sept. 2, 1989	Lexington, Va.	L	16-17
Nov. 17, 1990	Johnson City, Tenn.	W	21-20
Sept. 7, 1991	Lexington, Va.	W	35-20
Sept. 5, 1992	Johnson City, Tenn.	L	16-18
Sept. 18, 1993	Lexington, Va.	L	7-10
Sept. 17, 1994	Johnson City, Tenn.	L	21-31
Sept. 16, 1995	Lexington, Va.	W	37-23
Sept. 21, 1996	Johnson City, Tenn.	L	0-38
Nov. 22, 1997	Lexington, Va.	L	7-17
Sept. 19, 1998	Johnson City, Tenn.	L	8-44
Sept. 18, 1999	Lexington, Va.	L	17-26
Sept. 16, 2000	Johnson City, Tenn.	L	3-38
Nov. 22, 2001	Lexington, Va.	L	23-34
Sept. 21, 2002	Johnson City, Tenn.	L	21-35
Oct. 8, 2016	Lexington, Va.	W	37-7
Nov. 4, 2017	Johnson City, Tenn.	L	6-24
Sept. 14, 2018	Lexington, Va.	L	24-27
Sept. 14, 2019	Johnson City, Tenn.	W	31-24 (OT)

Series Versus 2020 Opponents

Furman

Series Record: 9-28

Record In Lexington: 6-12

Record In Greenville: 3-16

First Meeting: 1946 **Last Meeting:** 2019

DATE	SITE	W/L	SCORE
1946	Greenville, S.C.	W	26-7
Sept. 12, 1970	Lexington, Va.	W	13-0
Oct. 2, 1971	Greenville, S.C.	L	0-14
Nov. 4, 1972	Lexington, Va.	W	31-7
Oct. 20, 1973	Greenville, S.C.	L	13-19
Sept. 14, 1974	Lexington, Va.	W	7-0
Oct. 4, 1975	Greenville, S.C.	W	13-10
Oct. 2, 1976	Lexington, Va.	W	17-3
Nov. 12, 1977	Greenville, S.C.	W	31-28
Oct. 27, 1979	Lexington, Va.	W	21-20
Sept. 27, 1980	Greenville, S.C.	L	16-21
Nov. 14, 1981	Lexington, Va.	L	21-33
Oct. 2, 1982	Greenville, S.C.	L	3-38
Oct. 1, 1983	Lexington, Va.	L	0-49
Sept. 20, 1986	Lexington, Va.	L	3-34
Nov. 7, 1987	Greenville, S.C.	L	0-38
Oct. 1, 1988	Greenville, S.C.	L	13-31
Sept. 30, 1989	Lexington, Va.	L	6-30
Oct. 6, 1990	Greenville, S.C.	L	22-51
Oct. 5, 1991	Lexington, Va.	L	28-46
Oct. 3, 1992	Greenville, S.C.	L	13-41
Oct. 30, 1993	Greenville, S.C.	L	0-24
Oct. 22, 1994	Lexington, Va.	L	11-28
Sept. 23, 1995	Greenville, S.C.	L	24-55
Sept. 28, 1996	Lexington, Va.	L	14-31
Sept. 27, 1997	Greenville, S.C.	L	14-35
Sept. 26, 1998	Lexington, Va.	L	14-51
Sept. 25, 1999	Greenville, S.C.	L	0-58
Sept. 23, 2000	Lexington, Va.	L	21-35
Sept. 22, 2001	Greenville, S.C.	L	7-65
Sept. 28, 2002	Lexington, Va.	L	28-55
Nov. 1, 2014	Lexington, Va.	W	31-15
Sept. 26, 2015	Greenville, S.C.	L	21-24
Oct. 29, 2016	Lexington, Va.	L	10-24
Oct. 14, 2017	Greenville, S.C.	L	10-42
Nov. 10, 2018	Lexington, Va.	L	13-49
Nov. 9, 2019	Greenville, S.C.	L	21-60

Mercer

Series Record: 1-5

Record In Lexington: 0-3

Record In Macon: 1-2

First Meeting: 2014 **Last Meeting:** 2019

DATE	SITE	W/L	SCORE
Sept. 27, 2014	Lexington, Va.	L	24-27
Oct. 24, 2015	Macon, Ga.	W	28-21
Oct. 1, 2016	Lexington, Va.	L	30-33 (OT)
Sept. 30, 2017	Macon, Ga.	L	14-49
Sept. 29, 2018	Lexington, Va.	L	38-48
Oct. 19, 2019	Macon, Ga.	L	27-34

Samford

Series Record: 1-6

Record In Lexington: 1-3

Record In Birmingham: 0-3

First Meeting: 2001 **Last Meeting:** 2019

DATE	SITE	W/L	SCORE
Nov. 17, 2001	Lexington, Va.	L	28-46
Sept. 20, 2014	Birmingham, Ala.	L	21-63
Oct. 10, 2015	Lexington, Va.	L	13-49
Oct. 15, 2016	Birmingham, Ala.	L	21-55
Oct. 7, 2017	Lexington, Va.	L	7-26
Oct. 13, 2018	Birmingham, Ala.	L	22-73
Oct. 12, 2019	Lexington, Va.	W	48-41 (OT)

Western Carolina

Series Record: 3-22

Record In Lexington: 3-10

Record In Cullowhee: 0-12

First Meeting: 1978 **Last Meeting:** 2019

DATE	SITE	W/L	SCORE
Oct. 27, 1978	Lexington, Va.	L	12-41
Sept. 6, 1980	Cullowhee, N.C.	L	14-16
Sept. 12, 1981	Lexington, Va.	W	21-14
Sept. 22, 1984	Lexington, Va.	L	16-22
Nov. 23, 1985	Cullowhee, N.C.	L	30-35
Oct. 25, 1986	Cullowhee, N.C.	L	0-34
Nov. 19, 1988	Lexington, Va.	W	24-20
Sept. 8, 1990	Cullowhee, N.C.	L	20-28
Nov. 9, 1991	Lexington, Va.	W	27-25
Oct. 10, 1992	Cullowhee, N.C.	L	25-28
Nov. 6, 1993	Cullowhee, N.C.	L	14-38
Oct. 29, 1994	Lexington, Va.	L	7-33

Oct. 28, 1995	Cullowhee, N.C.	L	14-31
Nov. 2, 1996	Lexington, Va.	L	14-28
Nov. 1, 1997	Cullowhee, N.C.	L	0-24
Oct. 31, 1998	Lexington, Va.	L	17-39
Oct. 30, 1999	Cullowhee, N.C.	L	2-40
Oct. 28, 2000	Lexington, Va.	L	31-41
Oct. 27, 2001	Cullowhee, N.C.	L	17-44
Nov. 2, 2002	Lexington, Va.	L	23-35
Nov. 15, 2014	Cullowhee, N.C.	L	27-42
Nov. 21, 2015	Lexington, Va.	L	20-24
Nov. 5, 2016	Cullowhee, N.C.	L	29-32
Oct. 21, 2017	Lexington, Va.	L	7-26
Sept. 22, 2018	Cullowhee, N.C.	L	50-52
Nov. 2, 2019	Lexington, Va.	L	35-43

Wofford

Series Record: 10-13

Record In Lexington: 10-6

Record In Spartanburg: 0-7

First Meeting: 1924 **Last Meeting:** 2019

DATE	SITE	W/L	SCORE
1924	Lexington, Va.	W	33-0
1925	Lexington, Va.	W	9-0
1926	Lexington, Va.	W	20-0
1927	Lexington, Va.	W	37-0
1936	Lexington, Va.	W	19-0
Sept. 22, 1951	Lexington, Va.	W	29-6
Sept. 26, 1987	Lexington, Va.	W	27-11
Oct. 29, 1988	Lexington, Va.	W	18-17
Nov. 7, 1992	Lexington, Va.	W	44-13
Sept. 6, 1997	Spartanburg, S.C.	L	13-23
Oct. 10, 1998	Lexington, Va.	L	20-42
Oct. 9, 1999	Spartanburg, S.C.	L	10-55
Oct. 7, 2000	Lexington, Va.	L	28-45
Oct. 6, 2001	Spartanburg, S.C.	L	14-59
Oct. 12, 2002	Lexington, Va.	W	27-16
Nov. 20, 2004	Lexington, Va.	L	18-19
Oct. 15, 2005	Spartanburg, S.C.	L	23-38
Oct. 25, 2014	Spartanburg, S.C.	L	3-38
Oct. 31, 2015	Lexington, Va.	L	20-41
Nov. 19, 2016	Spartanburg, S.C.	L	0-17
Nov. 11, 2017	Lexington, Va.	L	14-45
Sept. 8, 2018	Spartanburg, S.C.	L	14-59
Sept. 28, 2019	Lexington, Va.	L	36-51

Records Versus All Opponents

TEAM	FIRST GAME	LATEST GAME	W - L - T	TEAM	FIRST GAME	LATEST GAME	W - L - T
Air Force	2017	2017	0-1-0	Maine	1983	1983	1-0-0
Akron	1967	2016	1-2-0	Marine Officers	1904	1904	1-0-0
Alleghany Inst.	1896	1896	1-0-0	Marines (U.S.)	1923	1923	1-0-0
Army West Point	1917	2019	1-15-0	Marshall	1959	2019	5-15-0
Appalachian State	1976	2002	4-20-2	Mars Hill	2019	2019	1-0-0
Austin Peay	2003	2003	1-0-0	Maryland	1901	1972	11-14-2
Ball State	2015	2015	0-1	Memphis State	1960	1960	0-1-0
Baltimore College	1913	1913	1-0-0	Mercer	2014	2019	1-5-0
Baltimore Medical	1907	1907	1-0-0	Miami (FL)	1941	1952	0-2-0
Boston College	1954	1970	1-7-1	Mississippi	1913	1996	1-1-0
Boston University	1980	1984	0-2-0	Morehead State	1958	2016	3-1-0
Bowling Green	2014	2014	0-1	Morris Harvey	1913	1922	1-0-1
Bucknell	1978	2016	2-3-0	Navy	1898	2014	0-10-0
Buffalo University	1960	1964	2-1-0	Navy Yard Athletics	1907	1907	1-0-0
Catawba	1944	2017	6-4-0	Newberry	1940	1940	1-0-0
Catholic	1911	1922	3-1-0	Newport News Navy	1918	1918	0-1-0
Central Florida	1982	1986	1-1-0	Norfolk Blue	1910	1910	0-0-1
Charleston Southern	2000	2013	6-7-0	Norfolk State	2003	2006	1-1-0
Chattanooga	1971	2019	8-17-1	North Carolina	1893	1989	7-15-1
Chowan	2008	2012	2-0-0	North Carolina State	1895	1946	11-7-1
Cincinnati	1951	1953	0-2-0	North Greenville	2013	2013	0-1-0
The Citadel	1920	2019	31-42-2	Ohio	2004	2008	0-2-0
Clemson	1914	1944	5-5-2	Old Dominion	2009	2018	0-3-0
Coastal Carolina	2003	2013	2-9-0	Old Pt. College	1903	1903	1-0-0
Colgate	1974	1974	1-0-0	Pantops	1891	1891	1-0-0
Columbia	1934	1939	2-4-0	Pennsylvania	1920	1921	1-1-0
Concord	1999	1999	1-0-0	Penn State	1959	1959	0-1-0
Connecticut	1975	1979	1-0-1	Presbyterian	2007	2013	4-3-0
Davidson	1904	2014	39-17-3	Quantico Marines	1949	1949	0-1-0
Dayton	1972	1972	0-1-0	Randolph-Macon	1905	1911	2-0-1
Delaware	1975	1976	1-1-0	Rhode Island	1977	1977	1-0-0
Delaware State	2011	2012	0-2-0	Rice	1969	1970	0-2-0
Detroit	1964	1964	0-1-0	Richmond	1893	2015	40-45-5
Duke	1892	2005	1-7-0	Richmond Medical	1912	1912	1-0-0
Duquesne	2000	2001	0-2-0	Roanoke College	1895	1940	21-1-0
East Carolina	1972	1979	1-7-0	Robert Morris	2007	2019	2-3-0
Eastern College	1907	1907	1-0-0	Roller's (A.M.A.)	1904	1911	3-0-0
ETSU	1979	2019	10-15-0	Saint Francis (Pa.)	2008	2008	1-0-0
Elon	1937	1938	1-1-0	Samford	2001	2019	1-6-0
Emory & Henry	1923	1945	4-1-0	South Carolina	1934	1936	1-1-0
Florida	1929	1929	0-1-0	Southern Mississippi	1965	1974	0-4-0
Florida State	1952	1954	1-2-0	Staunton Mil. Acad	1908	1908	1-0-0
Furman	1946	2019	9-28-0	St. Albans	1894	1902	2-2-2
Gallaudet	1912	1918	6-0-0	St. Johns	1891	1930	9-4-0
Gardner-Webb	2003	2014	2-10-0	Stetson	1956	1956	1-0-0
Georgia	1943	1978	0-4-0	Stony Brook	2008	2012	0-5-0
Georgia Southern	1993	2002	0-10-0	Tampa	1957	1958	2-0-0
Georgia Tech	1964	1988	1-14-0	Tennessee	1923	1923	1-0-0
Georgetown	1898	2004	1-6-0	Tennessee Tech	2004	2004	0-1-0
George Washington	1922	1966	10-7-1	Temple	1937	1943	0-4-0
Glenville State	2013	2013	1-0-0	Texas A & M	1950	1950	0-1-0
Hampden-Sydney	1897	1935	18-0-0	Toledo	2018	2018	0-1-0
Hampton Ath. Club	1894	1904	2-0-0	Tulane	1935	1973	0-5-0
Holy Cross	1957	1963	0-2-1	Tusculum	2018	2018	1-0-0
Indiana State	1976	1976	1-0-0	Vanderbilt	1897	1974	2-3-0
Iowa State	1963	1963	0-1-0	Villanova	1958	1980	2-6-0
James Madison	1982	2009	3-10-0	Virginia	1893	2013	23-57-3
Johns Hopkins	1912	1912	1-0-0	Virginia Tech	1894	1984	25-49-5
Kentucky	1892	1944	4-12-0	Wake Forest	1892	1944	2-3-2
King College	1932	1932	1-0-0	Washington and Lee	1891	1902	14-1-1
Lafayette	1991	1991	1-0-0	Washington University	1940	1940	1-0-0
Lenoir-Rhyne College	1998	1998	1-0-0	Western Carolina	1978	2019	3-22-0
Lehigh	1955	2007	3-6-1	West Virginia	1952	1972	0-11-0
Liberty	1995	2013	3-10-0	West Virginia Tech	1987	1992	3-0-0
Lock Haven	2007	2010	2-0-0	William & Mary	1905	2011	33-53-2
Lynchburg College	1922	1925	3-0-0	Wofford	1924	2019	10-13-0

When Was The Last Time...

...A punt was returned for a touchdown?

VMI: Michael Rainey-Wiles vs. Lock Haven, 52 yds., Sept. 4, 2010
Opp: Talik Keaton (Marshall), 67 yds., Aug. 31, 2019

...A kickoff was returned for a touchdown?

VMI: Greg Sanders vs. Wofford, 99 yds., Oct. 31, 2015
Opp: Devin Brown (Coastal Carolina), 95 yds., Oct. 26, 2013

...An interception was returned for a touchdown?

VMI: Tyren Cloyd at Chattanooga, 29 yds., Oct. 27, 2018
Opp: Justin Noye (ODU), 37 yds, Nov. 17, 2018

...A blocked punt was recovered and returned for a touchdown?

VMI: Carter Johnson vs. Chattanooga (2 yds.), Nov. 23, 2019
Opp: Cody Thompson (Toledo), Sept. 1, 2018

...A safety was recorded?

VMI: vs. Robert Morris - Aljareek Malry blocked punt, Sept. 21, 2019
Opp: Tusculum - Team (Sacked R. Udinski); Nov. 3, 2018

...A team's own fumble was recovered for a touchdown?

VMI: Chaz Jones vs. Delaware State, Sept. 3, 2011
Opp: JoJo Natson (Akron), Sept. 3, 2016

...An opponent's fumble was recovered, returned for a TD?

VMI: Jarrod Richmond vs. Chattanooga (64 yds.), Nov. 23, 2019
Opp: T. Pollard (Samford), 0 yds. (VMI fumble on punt return), Oct. 12, 2019

...Teammates rushed for 100 yards?

VMI: Howard Abegeah (111 yards) and Cam Jones (100 yards) vs. Army, Nov. 14, 2009
Opp: Tyray Devezin (155 yards) and Tee Mitchell (129 yards), Mercer, Sept. 29, 2018

...A quarterback had both 100 yards passing and rushing?

VMI: Kyle Hughes, 133 yards rushing and 141 yards passing vs. Richmond, Sept. 26, 2009
Opp: Dominique Allen (The Citadel), 113 yards rushing and 133 yards passing, Nov. 12, 2016

...An individual rushed for 200 yards?

VMI: Alex Ramsey, 207 yards, vs. Wofford, Sept. 28, 2019
Opp: K. Hopkins, Jr., 208 yards, Army, Nov. 16, 2019

...A quarterback passed for 300-400 yards?

VMI: Reece Udinski vs. Western Carolina, 317 yds., Nov. 2, 2019
Opp: Tyrie Adams (W. Carolina), 322 yds., Nov. 2, 2019

...A quarterback passed for 400 or more yards?

VMI: Reece Udinski vs. The Citadel, 447 yds., Oct. 20, 2018
Opp: Devlin Hodges (SAM), 473 yds., Oct. 13, 2018

...A receiver netted 100 yards in a game?

VMI: J. Herres vs. Chattanooga, 153 yds., Nov. 23, 2019
Opp: Thomas Gordon (Furman), 148 yds., Nov. 9, 2019

...An individual rushed for 100 yards and netted 100 yards receiving?

VMI: Sean Mizzer, 106 yards rushing, 104 yards receiving, vs. Western Carolina, Nov. 2, 2002
Opp: D. Spencer (W. Carolina) 137 yds rushing, 110 yds rcvg; Nov. 2, 2019

...An individual intercepted 3 passes in a game?

VMI: Christian Kelly vs. Charleston Southern, Oct. 21, 2006
Opp: Marcus Johnson (The Citadel), Nov. 14, 1998

...An individual rushed for 3 or more touchdowns in a game?

VMI: Alex Ramsey vs. W. Carolina, 3, Nov. 2, 2019
Opp: Connor Slomka (Army West Point), 3, Nov. 16, 2019

...An individual threw 4 or more touchdowns in a game?

VMI: Reece Udinski vs. Mars Hill, 4, Sept. 7, 2019
Opp: Isaiah Green (Marshall), 4, August 31, 2019

...An individual caught 3 touchdown passes in a game?

VMI: Teray Frost vs. The Citadel, Nov. 11, 2000
Opp: Chris Shelling (Samford), 3, Oct. 13, 2018

...A punt was blocked?

VMI: Devin Carper vs. Chattanooga, Nov. 23, 2019
Opp: S-T Faulkner (Citadel), Oct. 20, 2018

...A defensive 2-pt conversion was scored?

VMI: Bryant Youngblood vs. Stony Brook, Nov. 15, 2008

...A blocked field goal was returned for a touchdown?

VMI: Robert Mason, 69 yards, vs. Austin Peay, Nov. 8, 2003

...A shutout was recorded?

VMI: vs. Saint Francis (49-0), Sept. 6, 2008
Opponent: at Robert Morris (23-0), Sept. 23, 2017



Alex Keys ran for three scores against Mercer on Oct. 1, 2016.



Chris Copeland celebrates after recovering a blocked punt for a TD Sept. 13, 2014 against Davidson.

All-Conference Players

First Team All-SoCon

SEASON	NAME	CLASS	POSITION
1935,36	Jim Farley	'37	G
1937,38	Paul Shu	'39	B
1942	Joe Muha	'43	B
1945,47	Chi Mills	'48	T
1945	Lyn Chewing	'49C	B
1952	Bill Brehaney	'53	B
1953	Johnny Mapp	'54	B
1956, 57	Sam Woolwine	'58	B
1957, 58	Jim McFalls	'59	T
1957	Lou Farmer	'58	G
1957	Bobby Jordan	'58	B
1958	Jerry Borst	'59	C
1958, 59	Sam Horner	'60	B
1959, 60	Howard Dyer	'61	B
1960	Don Kern	'61	B
1960	Lou Shuba	'61	G
1962, 63	Bill Welsh	'64	T
1964	Mike Patterson	'65	DB
1964,65	John Turner	'66	DT
1965,66,67	Bob Schmalzriedt	'68	LB
1967	Bob Habasevich	'69	HB
1967,68	Bob Biddle	'69	OG
1968	Kerr Kump	'68	DB
1970	Don Cupit	'72	KS
1971	Pete Ramsey	'72	OT
1972,73,74	Andy Dearman	'75	OT
1973	Gene Williams	'74	DB
1974	Doug Hines	'76	C
1974	Ronnie Norman	'75	RB
1974,75	Ronnie Moore	'76	WR
1976,77	Ned Stepanovich	'78	DT
1976	Ed Glackin	'77	OT
1977	Andre Gibson	'78	RB
1977	Tom Replogle	'78	OG
1977	Greg Arnett	'78	DE
1977	Glen Jones	'78	LB
1977	Gary McNeal	'79	DB
1978	Bob Bookmiller	'79	OT
1977,78,79	Craig Jones	'80	KS
1979	Walt Bellamy	'80	DB
1979	John Shuman	'80	OT
1979,80,81	Floyd Allen	'82	RB
1980,81	Mike Eden	'82	DB
1981	Austin Beckham	'82	C
1981	Wade Foltz	'82	DE
1981,82	Melvin Rucker	'83	LB
1981,82	Jay Lasek	'83	OG
1982	Tom Radle	'83	TE
1984	Steve Panoram	'86	TE
1985,87	Mike Mayo	'88	DB
1988	Mark Stock	'88	WR
1991,92	Lorenzo Carpenter	'93	C
1991	Mike Perfetti	'92	DT
1994, 95, 96	Thomas Haskins	'97	TB
1996	Mike Rogers	'98	LB
2000	Richard Holland	'01	DB and RS
2002	Brent Barth	'03	P
2002	Joey Gibson	'02	QB
2015	Aaron Sanders	'17	WR
	Dane Forlines	'17	KR/PR
2016	Ryan Swingle	'17	TE
	Ryan Francis	'17	LB (Media Only)
2017	Allan Cratsenberg	'18	LB (Media Only)
2019	Alex Ramsey	'20	RB (Coaches, Media)
	Jakob Herress	'22	WR (Coaches, Media)
	AJ Smith	'21	DB (Coaches, Media)

SoCon Players of the Week

SEASON	(AWARD)	NAME	POSITION	(DATE)
1962		Donny White	back	(9/29)
1963		Joe Straub	guard	(9/21)
		Charlie Cole	center	(10/26)
		Bill Welsh	tackle	(11/28)
1965		John Turner	tackle	(10/16)
		Hill Ellett	quarterback	(11/6 & 11/25)
1966		Don Taylor	guard	(9/17)
1967		Charlie Bishop	quarterback	(9/16)
		Kerr Kump	defensive back	(11/11)

1968	Paul Frait	defensive back	(10/5)
	John Griffin	linebacker	(11/9)
1970	Jerry Acuff	defensive tackle	(9/12)
1971	Mac Bowman	tailback	(9/18)
1972	Mac Bowman	tailback	(11/4)
	Phil Upton	middle guard	(11/18)
1973	Gene Williams	defensive back	(10/6)
1974	Ronnie Moore	wide receiver	(9/28)
	John Willison	linebacker	(10/5)
	Phil Upton	middle guard	(10/12 & 11/23)
1975	Glen Jones	linebacker	(9/13)
	Ronnie Moore	wide receiver	(9/27)
1976	Greg Arnett	defensive end	(10/30)
1977	Craig Jones	placekicker	(9/10)
	Andre Gibson	tailback	(10/8)
	Gary McNeal	defensive back	(10/15)
	Robby Clark	quarterback	(11/5)
1978	Mike Alston	defensive back	(10/14)
1979	Floyd Allen	tailback	(10/6) & (10/27)
1980	Bruce Kitchen	linebacker	(9/6)
	Melvin Rucker	linebacker	(9/13) & (11/15)
	Chris Timmons	defensive tackle	(10/18)
1981	Melvin Rucker	linebacker	(11/14) & (11/21)
	Floyd Allen	tailback	(9/12) & (10/24)
	Leslie Dunnville	defensive back	(9/19)
1982	Tom Radle	tight end	(9/11)
	Barry Smith	defensive end	(11/13)
1985	Mike Mayo	defensive back	(10/12)
	Al Comer	quarterback	(10/26)
1986	David Brown	quarterback	(10/11)
	Mark Stock	wide receiver	(11/22)
1988	Jeff Barnes	defensive end	(10/24)
	Wayne Purcell	linebacker	(11/19)
1989	Raymond Flowers	linebacker	(11/11)
	(freshman) - Tony Scales	quarterback	(9/16)
	(freshman) - Dewayne Arkadie	defensive back	(11/18)
1990	Tony Scales	quarterback	(9/15 & 10/13)
	(freshman) - Butch Jennings	fullback	(9/1)
1991	Tony Scales	quarterback	(9/7 & 9/14)
	Dewayne Arkadie	defensive back	(9/28)
	(freshman) - Tim Williams	defensive back	(9/7)
1992	(freshman) - Terry Tucker	strong safety	(9/19)
	(freshman) - Marlon Anderson	wide receiver	(9/26)
	(freshman) - Marlon Anderson	wide receiver	(11/21)
1993	(freshman) - Thomas Haskins	halfback	(11/6)
	Thomas Haskins	halfback	(11/13)
1994	Thomas Haskins	tailback	(9/3)
	Thomas Haskins	tailback	(11/19)
1995	Thomas Haskins	tailback	(9/9)
	Kelly Cook	linebacker	(9/16)
	Thomas Haskins	tailback	(10/14)
1996	(freshman) - Thomas Haskins	tailback	(10/14)
	Thomas Haskins	tailback	(11/16)
	Mike Rogers	linebacker	(11/16)
1998	(freshman) - Aaron Mitchell	quarterback	(10/10)
	(freshman) - Aaron Mitchell	quarterback	(10/24)
1999	(freshman) - Matthew Kluk	nose tackle	(10/2)
2000	Joey Gibson	quarterback	(11/13)
2001	(freshman) - Titus Green	slotback	(9/30)
	Derik Screen	linebacker	(10/13)
2002	(freshman) Donnie Johnston	tight end	(9/2)
	Joey Gibson	quarterback	(9/9)
	(freshman) - Gary Price	slotback	(10/14)
	(freshman) - Sean Mizzer	running back	(10/21)
	(freshman) - Sean Mizzer	running back	(11/4)
	Chris Walsh	linebacker	(11/18)
2014	(freshman) - Al Cobb	quarterback	(9/1)
	(offense) - Aaron Sanders		(9/15)
	(student-athlete) - Chris Copeland		(9/17)
	(freshman) - Al Cobb		(10/20)
	(freshman) - Al Cobb		(11/3)
	(freshman) - Al Cobb		(11/24)
2015	(special teams) - Dillion Christopher		(9/14)
	(offense) - Aaron Sanders		(10/26)
2016	(defense) - Ryan Francis		(9/26)
2018	(offense) - Reece Udinski		(9/24)
2019	(defense) - Kaleb Tucker		(9/9)
	(special teams) - Grant Clemons		(10/7)
	(offense) - Alex Ramsey		(10/14)
	(special teams) - Grant Clemons		(10/14)
	(offense) - Jakob Herress		(11/25)
	(defense) - Jarrod Richmond		(11/25)

First Team All-Big South

SEASON	NAME	CLASS	POSITION
2003,06	Sean Mizzer	'06	RB
2003	Sam Brown	'04	OL
2003,05	Vicheal Foxx	'05	DT
2003	Derik Screen	'04	LB
2003	Musa Sarki	'04	DB
2003	Matt Sharpe	'04	PK
2004,05	Zohn Burden	'06	WR
2004,05	Justin Huggard	'06	LB
2004,05	Robert Mason	'06	DB
2004	Ross Booth	'05	LS
2005	Jeremy Ward	'06	OL
2006	Eric Hall	'06	DL
2006	Jamaal Walton	'06	DB
2007	Tommy Lloyd	'08	DE
2007	Tim Maypray	'09	KR
2009	Tim Maypray	'10	PR
2010	Josh Wine	'11	DT
2010	Michael Rainey-Wiles	'11	PR/KR
2010	A.J. Gross	'12	LB
2011	A.J. Gross	'12	LB
2011	Rob Bailey	'12	OL
2012	Charlie Jones	'13	DL

Big South Players of the Week

SEASON	(AWARD)	NAME	POSITION	(DATE)
2003		(freshman) - Adam Peters	punter	(8/30)
		(offense) - Sean Mizzer	running back	(9/6)
		(defense) - Vicheal Foxx	defensive tackle	(10/4)
		(defense) - Justin Huggard	linebacker	(10/11)
		(special teams) - Matt Sharpe	placekicker	(10/18)
		(defense) - Derik Screen	linebacker	(10/25)
		(special teams) - Matt Sharpe	placekicker	(11/1)
2004		(defense) - Justin Huggard	linebacker	(9/20)
		(defense) - Robert Mason	defensive back	(10/18)
		(defense) - Robert Mason	defensive back	(11/22)
		(special teams) - Barrett Way	placekicker	(11/8)
2005		(offense) - Jonathan Wilson	quarterback	(9/5)
		(defense) - Justin Huggard	linebacker	(9/19)
		(defense) - Robert Mason	defensive back	(9/26)
		(defense) - Justin Huggard	linebacker	(10/3)
		(offense, Co-) - Jonathan Wilson	quarterback	(10/3)
		(defense) - Todd Baldwin	linebacker	(10/10)
		(special teams Co-) - Barrett Way	placekicker	(10/24)
2006		(offense) - Sean Mizzer	running back	(9/4)
		(defense) - Jamaal Walton	defensive back	(9/4)
		(freshman) - Tim Maypray	slotback	(10/9)
		(freshman) - Tim Maypray	slotback	(10/16)
		(freshman) - Christian Kelly	defensive back	(10/23)
		(freshman) - Kyle Hughes	quarterback	(11/20)
2007		(defense) - Joe Taylor	linebacker	(9/3)
		(offense) - Kyle Hughes	quarterback	(10/1)
		(freshman) - Bryan Barnson	wide receiver	(10/1)
		(offense) - Tim Maypray	slotback	(10/15)
		(offense) - Tim Maypray	slotback	(11/5)
		(special teams) - Tim Maypray	slotback	(11/19)
2008		(offense) - Tim Maypray	quarterback	(9/8)
		(special teams) - Greg Stevens	kicker	(9/22)
		(offense) - Tim Maypray	quarterback	(10/13)
		(defense) - A.J. Gross	linebacker	(10/13)
		(offense) - Tim Maypray	quarterback/slotback	(11/24)
2009		(special teams Co-) - Tim Maypray	punt ret.	(10/6)
		(offense) - Howard Abegesah	running back	(10/26)
		(defense) - Emilio Calvin	defensive end	(10/26)
2010		(special teams) - Michael Rainey-Wiles	PR	(9/6)
		(defense) - A.J. Gross	linebacker	(10/4)
2011		(defense Co-) - Byron Allen	linebacker	(10/17)
		(offense) - Eric Kordenbrock	quarterback	(11/7)
2012		(defense) - Adam Morgan	safety	(10/8)
2013		(offense) - Eric Kordenbrock	quarterback	(9/9)
		(freshman) - Matthew Nicholson	wide receiver	(9/30)
		(special teams) - Dillon Christopher	kicker	(11/11)


Records - Scoring




Thomas Haskins
308 Career Points



Tim Maypray
228 Career Points



Craig Jones
221 Career Points



Sean Mizzer
186 Career Points

Career Leaders - Scoring

Most Points Scored

Thomas Haskins	308	1993-96
Kyle Hughes	236	2006-09
Tim Maypray	228	2006-09
Craig Jones	221	1976-79
Sean Mizzer	186	2002-06
Dillon Christopher	177	2013-16
Matt Sharpe	176	2001-03
Floyd Allen	176	1978-81
Marcus Mines	164	1989-92
Mike Harris	154	1995-98

Most Touchdowns

Thomas Haskins	50	1993-96
Tim Maypray	38	2006-09
Sean Mizzer	31	2002-06
Floyd Allen	29	1978-81
Marcus Mines	27	1989-92
Alex Ramsey	22	2017-19
Mark Stock	20	1985-88
Tony Scales	19	1989-92
Chaz Jones	19	2008-11
Kim Glidewell	18	1973-76
Bobby Jordan	18	1954-57
Ronnie Moore	17	1972-75
Howard Dyer	17	1958-60
Derrick Ziglar	17	2012-15

Most Touchdowns Responsible For (Includes TD Passes)

Thomas Haskins	53	1993-96
Al Cobb	49	2014-16
Joey Gibson	47	1999-2002
Jonathan Wilson	42	2003-06
Tim Maypray	42	2006-09
Reece Udinski	41	2017-19
Howard Dyer	39	1958-60
Kyle Hughes	39	2006-09

Most Points Responsible For

Thomas Haskins	326	1993-96
Al Cobb	296	2014-16
Joey Gibson	286	1999-2002
Howard Dyer	256	1958-60
Tim Maypray	256	2006-09
Jonathan Wilson	256	2003-06
Reece Udinski	246	2017-19

Most Points Scored by Kicking

Craig Jones	221	1976-79
Dillon Christopher	177	2013-16
Matt Sharpe	176	2001-03
Mike Harris	154	1995-98
Wade Hawkins	146	1987-90
Barrett Way	142	2004-06

Most 2-Pt. Conversions Scored

Don Kern	6	1958-60
Three Tied	4	

Most 2-Pt. Conversions Attempted

Howard Dyer	27	1958-60
Bobby Mitchell	12	1959-61

Most Kick PAT's Made

Matt Sharpe	95	2001-03
Dillon Christopher	90	2013-16
Jeff Sexton	86	2009-12
Mike Harris	73	1995-98
Craig Jones	56	1976-79
Grant Clemons	55	2017-19
Barrett Way	55	2004-06
Wade Hawkins	53	1987-90
Mike Harris	51	1995-96
Greg Stevens	48	2008

Most Kick PAT's Attempted

Matt Sharpe	101	2001-03
Dillon Christopher	97	2013-16
Jeff Sexton	92	2009-12
Mike Harris	78	1995-98
Grant Clemons	61	2017-19
Barrett Way	61	2004-06
Craig Jones	60	1976-79
Wade Hawkins	57	1987-90
Mike Harris	56	1995-96
Two Tied	50	

Most Field Goals Made

Craig Jones	55	1976-79
Wade Hawkins	31	1987-90
Barrett Way	29	2004-06
Dillon Christopher	29	2013-16
Matt Sharpe	27	2001-03
Mike Harris	27	1995-98
Grant Clemons	23	2017-19
Jeff Sexton	18	2009-12
Mike Cole	17	1971-73
Geoff Goff	16	1991-94
Lee Wimbish	16	1980-83

Most Field Goals Attempted

Craig Jones	83	1976-79
Dillon Christopher	54	2013-16
Wade Hawkins	52	1987-90
Mike Harris	48	1995-98
Matt Sharpe	38	2001-03
Barrett Way	37	2004-06
Grant Clemons	36	2017-19
Jeff Sexton	35	2009-12
Lee Wimbish	32	1980-83
Mike Cole	32	1971-73

Highest Field Goal Pct. (min. 20 att.)

Barrett Way	78.4%	2004-06
Rick Tufaro	71.4%	1974-75
Matt Sharpe	71.1%	2001-03
Craig Jones	66.3%	1976-79

Single-Season Leaders

Individual

Most Points Scored

Alex Ramsey	134	2019
Thomas Haskins	106	1995
Thomas Haskins	92	1996
Matt Sharpe	91	2003
Johnny Mapp	78	1953
Floyd Allen	78	1981
Tim Maypray	78	2008

Most Points Responsible for

Joey Gibson	146	2002
Howard Dyer	138	1960
Al Cobb	132	2014
Reece Udinski	128	2018
Reece Udinski	114	2019
Jonathan Wilson	108	2003

Most Touchdowns Scored

Alex Ramsey	22	2019
Thomas Haskins	17	1995
Thomas Haskins	15	1996
Johnny Mapp	13	1953
Floyd Allen	13	1981
Tim Maypray	13	2008

Most Touchdowns Responsible for

Joey Gibson	24	2002
Al Cobb	22	2014
Reece Udinski	21	2018
Howard Dyer	20	1960
Reece Udinski	19	2019
Jonathan Wilson	18	2003

Most PAT's by Placement

Greg Stevens	48	2008
Matt Sharpe	40	2003
Grant Clemons	38	2019
Matt Sharpe	37	2002
Dillon Christopher	33	2014
Mike Harris	29	1995
Dillon Christopher	28	2013
Patrick Sweeney	27	2007
Jeff Sexton	26	2009
Dillon Christopher	25	2015

Most 2-pt Conversions, Running

Sam Horner	3	1958
------------	---	------

Most 2-pt Conversion, Passing

Howard Dyer	9	1960
-------------	---	------

Most 2-pt Conversions, Receiving

John Hence	3	1967
Dick Willard	3	1960
Don Kern	3	1960

Team

Most Touchdowns Scored	51	2004-06
Fewest Touchdowns Scored	9	1971 & 1997
Most Points Scored	378	2008
Fewest Points Scored	77	1999

Single-Game Leaders

Individual

Most Points Scored

Alex Ramsey.....	36.....	Samford, 2019
Thomas Haskins.....	28.....	Liberty, 1995
Bobby Jordan.....	28.....	Stetson, 1956
Tim Maypray.....	24.....	Presbyterian, 2008
Thomas Haskins.....	24.....	The Citadel, 1996
Stinson Jones.....	24.....	Buffalo, 1961
Donn Kern.....	24.....	George Washington, 1960
Johnny Mapp.....	24.....	Catawba, 1953

Most Points Responsible For

Al Cobb.....	38.....	Gardner-Webb, 2014
Alex Ramsey.....	36.....	Samford, 2019
Tony Scales.....	34.....	William & Mary, 1990
Dave Brown.....	30.....	The Citadel, 1986
Bobby Mitchell.....	30.....	Buffalo, 1961
Reece Udinski.....	30.....	The Citadel, 2018

Most Touchdowns Scored

Alex Ramsey.....	6.....	Samford, 2019
Tim Maypray.....	4.....	Presbyterian, 2008
Thomas Haskins.....	4.....	The Citadel, 1996
Thomas Haskins.....	4.....	Liberty, 1995
Don Kern.....	4.....	George Washington, 1960
Stinson Jones.....	4.....	Buffalo, 1961
Bobby Jordan.....	4.....	Stetson, 1956
Johnny Mapp.....	4.....	Catawba, 1953

Most Touchdowns Responsible For

Al Cobb.....	6.....	Gardner-Webb, 2014
Alex Ramsey.....	6.....	Samford, 2019
Tony Scales.....	5.....	William & Mary, 1990
Dave Brown.....	5.....	The Citadel, 1986
Bobby Mitchell.....	5.....	Buffalo, 1961
Reece Udinski.....	5.....	The Citadel, 2018

Most Rushing Touchdowns

Alex Ramsey.....	6.....	Samford, 2019
Thomas Haskins.....	4.....	Liberty, 1995 & The Citadel, 1996

Most Touchdown Passes Caught

Tera Frost.....	3.....	Morehead State, 1998
Dan Lyle.....	3.....	William & Mary, 1990
Stinson Jones.....	3.....	Buffalo, 1961
Dick Evans.....	3.....	Davidson, 1959
Dick Evans.....	3.....	George Washington, 1959

Most PAT Placements Scored

Greg Stevens.....	9.....	Chowan, 2008
David Tyler.....	8.....	Central Florida, 1982

Most Points Via Conversions (all methods)

Greg Stevens.....	9.....	Chowan, 2008
David Tyler.....	8.....	Central Florida, 1982

Most 2-point Conversions Rushing

Thomas Haskins.....	2.....	Liberty, 1995
Tony Scales.....	2.....	William & Mary, 1990
Don Kern.....	2.....	The Citadel, 1959

Most 2-point Conversions Passing

Howard Dyer.....	3.....	Virginia, 1960
------------------	--------	----------------

Most 2-point Conversions Receiving

John Hince.....	2.....	Davidson, 1967
-----------------	--------	----------------

Most Field Goals

Craig Jones.....	5.....	William & Mary, 1977
Matt Sharpe.....	4.....	Coastal Carolina, 2003
Matt Sharpe.....	4.....	Gardner-Webb, 2003
Craig Jones.....	4.....	Appalachian State, 1976
Barrett Way.....	3.....	Gardner-Webb, 2005
Matt Sharpe.....	3.....	Charleston Southern, 2003
Wade Hawkins.....	3.....	East Tennessee State, 1989
Lee Wimbish.....	3.....	Furman, 1980
Craig Jones.....	3.....	Richmond, 1978
Don Cupit.....	3.....	The Citadel, 1970

Highest Field Goal Percentage (min. 3 att.)

Craig Jones.....	100% (5-5).....	William & Mary, 1977
Matt Sharpe.....	100% (4-4).....	Gardner-Webb, 2003
Geoff Goff.....	100% (4-4).....	Appalachian State, 1994
Barrett Way.....	100% (3-3).....	Charleston Southern, 2006
Barrett Way.....	100% (3-3).....	Gardner-Webb, 2005
Craig Jones.....	100% (3-3).....	Richmond, 1978
Lee Wimbish.....	100% (3-3).....	Furman, 1980
Wade Hawkins.....	100% (3-3).....	East Tennessee State, 1989

Team

Most Points Scored.....	69.....	Central Florida, 1982 & Chowan, 2008
Most Touchdowns Scored.....	10.....	Central Florida, 1982 & Chowan, 2008
Most Safeties Scored.....	1.....	16 Times, Last Mercer 2018
Most PAT Placements Scored.....	9.....	Central Florida, 1982 & Chowan, 2008
Most 2 pt. Conversions.....	4.....	Davidson, 1967
Most 2 pt. Conv. - rushing.....	3.....	UT-Chattanooga, 1992
Most 2 pt. Conv. - passing.....	3.....	Virginia, 1960
Most Points Via Conversions.....	10.....	Davidson, 1967
Most Field Goals.....	5.....	William & Mary, 1977
Largest Victory Margin.....	69.....	Central Florida, 1982
Largest Losing Margin.....	67.....	Cincinnati, 1953




(Right) Lee Wimbish (1980-83) equaled a school record by converting all three field goals he attempted against Furman as a freshman.



(Left) Floyd Allen (1978-81) scored 30 touchdowns in his career and ranks among the top five in career scoring, touchdowns, rushing yards, rushing attempts and 100-yard rushing games.

Records - Rushing



Thomas Haskins (1993-96) is VMI's all-time leading rusher (5,349 yards) and holds 21 school records.

1,000 Yard-Club

	YEAR	ATT.	YARDS
Thomas Haskins	1996	286	1,698
Thomas Haskins	1995	248	1,548
Thomas Haskins	1994	258	1,509
Alex Ramsey	2019	266	1,326
Floyd Allen	1980	291	1,276
Tim Maypray	2008	195	1,266
Floyd Allen	1979	265	1,249
Sean Mizzer	2003	207	1,244
Andre Gibson	1977	256	1,218
Howard Abegesah	2007	223	1,121
Tony Scales	1991	185	1,105
Ronnie Norman	1974	205	1,045
Sean Mizzer	2006	209	1,022

Year-By-Year Leaders

YEAR	PLAYER	ATT	YARDS
1953	John Mapp	114	656
1954	Nick Servidio	124	534
1955	Sam Woolwine	100	480
1956	Sam Woolwine	107	507
1957	Sam Woolwine	105	531
1958	Sam Horner	102	612
1959	John Traynham	92	491
1960	Stinson Jones	82	289
1961	Stinson Jones	60	256
1962	Bill Davis	81	316
1963	Chuck Beale	61	284
1964	Granville Amos	68	312
1965	Tom Slater	123	489
1966	Bob Habasevich	80	317
1967	Bob Habasevich	187	663
1968	Tom Sowers	221	792
1969	Tom Sowers & Tom Byer	68	162
1970	Mac Bowman	84	162
1971	Mac Bowman	117	360
1972	Mac Bowman	224	732
1973	Mac Bowman	161	641
1974	Bruce Torbett	118	407
1975	Ronnie Norman	205	1,045
1976	Kim Glidewell	197	643
1977	Andre Gibson	121	566
1978	Andre Gibson	256	1,218
1979	Butch Hostetter	157	636
1980	Floyd Allen	265	1,249
1981	Floyd Allen	291	1,276
1982	Floyd Allen	264	861
1983	Stan Bass	197	680
1984	Trent Bridges	162	630
1985	Trent Bridges	132	455
1986	Dan Monahan	91	432
1987	Trent Bridges	68	283
1988	Joe France	108	395
1989	Scott Council	180	557
1990	Marcus Mines	118	638
1991	Tony Scales	134	544
1992	Tony Scales	185	1,105
1993	Tony Scales	147	577
1994	Thomas Haskins	106	594
1995	Thomas Haskins	258	1,509
1996	Thomas Haskins	248	1,548
1997	Thomas Haskins	286	1,698
1998	Avi Hopkins	157	623
1999	Gene Cauthen	93	351
2000	Gene Cauthen	78	298
2001	Gene Cauthen	143	566
2002	Gene Cauthen	187	710
2003	John Bell	136	522
2004	Sean Mizzer	207	1,244
2005	Sean Mizzer	176	729
2006	Nat Jackson	153	622
2007	Sean Mizzer	209	1,022
2008	Howard Abegesah	223	1,121
2009	Tim Maypray	195	1,266
2010	Howard Abegesah	171	954
2011	Chaz Jones	133	502
2012	Chaz Jones	157	629
2013	Jabari Turner	110	375
2014	Derrick Ziglar	148	768
2015	Deon Watts	113	502
2016	Derrick Ziglar	103	476
2017	Daz Palmer	125	491
2018	Daz Palmer	96	374
2019	Quan Myers	119	381
2020	Alex Ramsey	266	1,326

Career Leaders

Most Net Rushing Yards

Thomas Haskins	5,349	1993-96
Sean Mizzer	3,733	2002-06
Floyd Allen	3,569	1978-81
Howard Abegesah	2,860	2006-09
Tony Scales	2,475	1989-92
Tim Maypray	2,456	2006-09
Marcus Mines	2,430	1989-92
Kim Glidewell	2,168	1973-76
Andre Gibson	2,097	1974-77

Most Rushing Attempts

Thomas Haskins	898	1993-96
Floyd Allen	860	1978-81
Sean Mizzer	741	2002-06
Kim Glidewell	614	1973-76
Tony Scales	562	1989-92
Howard Abegesah	512	2006-09

Most Rushing Touchdowns

Thomas Haskins	50	1993-96
Sean Mizzer	27	2002-06
Floyd Allen	27	1978-81
Marcus Mines	26	1989-92
Tim Maypray	22	2006-09
Tony Scales	19	1989-92
Chaz Jones	18	2008-11

Kim Glidewell	18	1973-76
Howard Abegesah	16	2006-09
Sam Horner	16	1956-59

Most 100 Yd. Rushing Games

Thomas Haskins	24	1993-96
Sean Mizzer	18	2002-06
Floyd Allen	17	1978-81
Howard Abegesah	13	2006-09
Andre Gibson	9	1974-77
Ronnie Norman	9	1972-74

Most 200 Yd. Rushing Games

Thomas Haskins	10	1993-96
Tony Scales	2	1989-92

Most Consecutive 100 Yd. Rushing Games

Floyd Allen	6	1980
Thomas Haskins	5	1996
Sean Mizzer	4	2003
Andre Gibson	4	1977
Alex Ramsey	4	2019
Five people	3	

Single-Season Leaders

Individual

Most Rushing Attempts

Floyd Allen.....	291.....	1980
Thomas Haskins.....	286.....	1996
Alex Ramsey.....	266.....	2019
Floyd Allen.....	265.....	1979

Most Yards Gained Rushing

Thomas Haskins.....	1,698.....	1996
Thomas Haskins.....	1,548.....	1995
Thomas Haskins.....	1,509.....	1994
Alex Ramsey.....	1,326.....	2019
Floyd Allen.....	1,276.....	1980
Tim Maypray.....	1,266.....	2008
Floyd Allen.....	1,249.....	1979
Sean Mizzer.....	1,244.....	2003

Most Rushing Touchdowns

Alex Ramsey.....	22.....	2019
Thomas Haskins.....	17.....	1995
Thomas Haskins.....	15.....	1996
Tim Maypray.....	12.....	2008
Floyd Allen.....	12.....	1981

Most 100 Yard Rushing Games

Thomas Haskins.....	8.....	1996
Floyd Allen.....	8.....	1980
Sean Mizzer.....	7.....	2003
Thomas Haskins.....	7.....	1995
Thomas Haskins.....	7.....	1994
Floyd Allen.....	7.....	1979
Ronnie Norman.....	7.....	1974

Most 200 Yard Rushing Games

Thomas Haskins.....	4.....	1996
---------------------	--------	------

Team

Most Rushing Attempts	703.....	1991
Fewest Rushing Attempts	312.....	2018
Most Net Rushing Yards	3,932.....	2008
Fewest Net Rushing Yards	687.....	2018
Most Rushing Touchdowns	37.....	2008
Fewest Rushing Touchdowns	3.....	1988, 1999

200-Yard Games

277.....	Thomas Haskins.....	The Citadel, 1996
266.....	Thomas Haskins.....	Chattanooga, 1996
251.....	Thomas Haskins.....	Richmond, 1994
250.....	Thomas Haskins.....	The Citadel, 1994
246.....	Floyd Allen.....	Furman, 1979
241.....	Thomas Haskins.....	Appalachian State, 1996
235.....	Tim Maypray.....	Presbyterian, 2008
227.....	Thomas Haskins.....	Chattanooga, 1996
225.....	Thomas Haskins.....	Appalachian State, 1994
224.....	Thomas Haskins.....	The Citadel, 1993
215.....	Tom Sowers.....	Davidson, 1968
210.....	Thomas Haskins.....	Richmond, 1996
209.....	Marcus Mines.....	West Virginia Tech, 1992
207.....	Alex Ramsey.....	Wofford, 2019
206.....	Sean Mizzer.....	Davidson, 2003
205.....	Tony Scales.....	Appalachian State, 1991
204.....	Tony Scales.....	Richmond, 1991
200.....	Thomas Haskins.....	Appalachian State, 1995



Sean Mizzer (2002-06) ranks second in VMI's record book with 3,733 career rushing yards and led the Keydets in rushing for three seasons.

Single-Game Leaders

Individual

Most Rushing Attempts

Tom Sowers.....	52.....	Davidson, 1968
Floyd Allen.....	44.....	Western Carolina, 1981
Thomas Haskins.....	39.....	Appalachian State, 1996
Floyd Allen.....	39.....	Furman, 1979
Floyd Allen.....	38.....	William & Mary, 1980
Thomas Haskins.....	38.....	Appalachian State, 1996

Three Players Each 100 Yards Rushing

H. Abegesah (157), K. Hughes (136), J. Robinson (100).....	Robert Morris, 2007
T. Scales (167), M. Mines (113), S. Council (110).....	East Tennessee State, 1991

Two Players Each 100 Yards Rushing

Howard Abegesah (112), Cam Jones (100).....	Army, 2009
Tim Maypray (235), Howard Abegesah (151).....	Presbyterian, 2008
Tim Maypray (116), Zach Collins (112).....	Saint Francis, 2008
Sean Mizzer (206), T.J. Snelling (109).....	Davidson, 2003
T.J. Snelling (135), Sean Mizzer (121).....	Liberty, 2002
Thomas Haskins (227), Jason White (101).....	Chattanooga, 1996
Tony Scales (204), Scott Council (191).....	Richmond, 1991
Tony Scales (161), Marcus Mines (112).....	Western Carolina, 1991
Floyd Allen (190), Butch Hostetter (101).....	Appalachian State, 1979
Ronnie Norman (121), Kim Glidewell (157).....	William and Mary, 1974
Ronnie Norman (173), Kim Glidewell (114).....	Colgate, 1974

Team

Most Rushing Attempts	90.....	East Tennessee State, 1990
Fewest Rushing Attempts	18.....	Richmond, 2013
Most Net Rushing Yards	531.....	Richmond, 1991
Fewest Net Rushing Yards	-28.....	East Tennessee State, 2018
Most Rushing Touchdowns	10.....	Central Florida, 1982

Records - Passing



Joey Gibson (1999-2002) is third in career passing touchdowns with 38 and ranks fourth in yards with 5,607.

Career Leaders

Most Passing Yards

Al Cobb.....	7,727.....	2014-16
Reece Udinski.....	6,790.....	2017-19
Eric Kordenbrock.....	6,142.....	2010-13
Joey Gibson.....	5,607.....	1999-2002
Dave Brown.....	5,603.....	1985-88
Jonathan Wilson.....	5,096.....	2003-06

Most Completions

Al Cobb.....	703.....	2014-16
Reece Udinski.....	679.....	2017-19
Eric Kordenbrock.....	567.....	2010-13
Joey Gibson.....	465.....	1999-2002
Jonathan Wilson.....	419.....	2003-06
Dave Brown.....	416.....	1985-88

Most Attempts

Al Cobb.....	1,134.....	2014-16
Reece Udinski.....	1,096.....	2017-19
Eric Kordenbrock.....	1,032.....	2010-13
Joey Gibson.....	908.....	1999-2002
Dave Brown.....	780.....	1985-88
Al Lester.....	746.....	1994-97

Highest Completion Percentage

Al Cobb.....	62.0%.....	2014-16
Reece Udinski.....	62.0%.....	2017-19
Jonathan Wilson.....	58.1%.....	2003-06
Eric Kordenbrock.....	53.9%.....	2010-13
Dave Brown.....	53.3%.....	1985-88
Howard Dyer.....	52.1%.....	1958-60

Pass Efficiency

Howard Dyer.....	139.74.....	1958-60
(149/286, 2453 yds., 22 TD, 14 int.)		
Al Cobb.....	125.6.....	2014-16
(703/1134, 7727 yds., 43 TD, 35 int.)		
Reece Udinski.....	121.78.....	2017-19
(679/1096, 6790 yds., 41 TD, 25 int.)		
Dave Brown.....	117.18.....	1985-88
(416/780, 5603 yds., 28 TD, 44 int.)		

Most Touchdown Passes

Al Cobb.....	43.....	2014-16
Reece Udinski.....	41.....	2017-19
Joey Gibson.....	38.....	1999-2002
Eric Kordenbrock.....	32.....	2010-13
Dave Brown.....	28.....	1985-88
Jonathan Wilson.....	28.....	2003-06

Most 200 Yard Passing Games

Al Cobb.....	21.....	2014-16
Reece Udinski.....	18.....	2017-19
Joey Gibson.....	13.....	1999-2002
Eric Kordenbrock.....	13.....	2010-13
Jonathan Wilson.....	12.....	2003-06
Dave Brown.....	8.....	1985-88

Most 300 Yard Passing Games

Al Cobb.....	11.....	2014-16
Reece Udinski.....	9.....	2017-19
Eric Kordenbrock.....	4.....	2010-13
Joey Gibson.....	3.....	1999-2002
Dave Brown.....	3.....	1985-88

Most Interceptions Thrown

Dave Brown.....	44.....	1985-88
Tom Schultze.....	43.....	1972-73
Al Comer.....	39.....	1982-85

Single-Season Leaders

Individual

Highest Pass Efficiency

Howard Dyer.....	175.20.....	1959
(55/105, 1,072 yds, 13 TD, 2 int)		
Dave Brown.....	133.28.....	1986
(106/209, 1,995 yds, 10 TD, 14 int)		
Al Cobb.....	128.90.....	2014
(269/438, 2,971 yds., 20 TD, 10 int)		

Most Passes Attempted

Reece Udinski.....	523.....	2018
Reece Udinski.....	479.....	2019
Al Cobb.....	438.....	2014
Al Comer.....	348.....	1985
Joey Gibson.....	348.....	2002
Eric Kordenbrock.....	344.....	2012

Most Passes Completed

Reece Udinski.....	306.....	2019
Reece Udinski.....	302.....	2018
Al Cobb.....	269.....	2014
Al Cobb.....	238.....	2015
Al Cobb.....	196.....	2016
Eric Kordenbrock.....	193.....	2012
Al Comer.....	185.....	1985

Most Pass Attempts Without an Interception

Reece Udinski.....	368.....	2019
--------------------	----------	------

Most Yards Gained Passing

Reece Udinski.....	3,276.....	2019
Reece Udinski.....	3,082.....	2018
Al Cobb.....	2,971.....	2014
Al Cobb.....	2,736.....	2015
Al Comer.....	2,380.....	1985
Joey Gibson.....	2,328.....	2002

Most TD Passes Thrown

Reece Udinski.....	20.....	2018
Al Cobb.....	20.....	2014
Reece Udinski.....	19.....	2019
Joey Gibson.....	17.....	2002
Al Cobb.....	14.....	2015
Dave Brown.....	13.....	1988

Best Pass Completion %

Reece Udinski.....	63.9% (306-479).....	2019
Al Cobb.....	63.8% (196-307).....	2016
Kirk Monteleone.....	63.3% (76-120).....	2004
Jonathan Wilson.....	62.4% (184-295).....	2005
Al Cobb.....	61.4% (269-438).....	2014
Al Cobb.....	61.2% (238-389).....	2015
A.J. Augustine.....	58.9% (93-158).....	2013
Reece Udinski.....	57.7% (302-523).....	2018
Eric Kordenbrock.....	57.3% (137-239).....	2013
Jonathan Wilson.....	56.8% (168-296).....	2003
Eric Kordenbrock.....	56.1% (193-344).....	2012

Most 200 Yard Passing Games

Reece Udinski.....	11.....	2019
Al Cobb.....	9.....	2014
Joey Gibson.....	7.....	2002
Al Cobb.....	7.....	2015
Reece Udinski.....	7.....	2018
Al Cobb.....	6.....	2016
Jonathan Wilson.....	6.....	2003
Al Comer.....	5.....	1985
Eric Kordenbrock.....	5.....	2012

Team

Most Passes Attempted.....	585.....	2018
Fewest Passes Attempted.....	86.....	2008
Most Passes Completed.....	333.....	2018
Fewest Passes Completed.....	27.....	1955
Most Touchdown Passes.....	23.....	2018
Fewest Touchdown Passes.....	0.....	1989
Most Yards Gained Passing.....	3,439.....	2019
Fewest Yards Gained Passing.....	438.....	1955

1,000 Yard-Club

	YEAR	CMP - ATT	YARDS
Reece Udinski.....	2019	306-479	3,276
Reece Udinski.....	2018	302-523	3,002
Al Cobb.....	2014	269-438	2,971
Al Cobb.....	2015	238-389	2,736
Al Comer.....	1985	185-348	2,380
Joey Gibson.....	2002	181-348	2,328
Jonathan Wilson.....	2003	168-296	2,260
Dave Brown.....	1988	178-329	2,141
Al Cobb.....	2016	196-307	2,020
Eric Kordenbrock.....	2012	193-344	2,008
Dave Brown.....	1986	106-209	1,995
Jonathan Wilson.....	2005	184-295	1,861
Eric Kordenbrock.....	2011	170-335	1,792
Tommy Schultze.....	1972	120-242	1,728
Eric Kordenbrock.....	2013	137-239	1,619
Joey Gibson.....	2001	144-276	1,572
Kelly Raber.....	1981	110-215	1,450
Joey Gibson.....	2000	120-236	1,439
Tommy Schultze.....	1973	116-242	1,400
Dave Brown.....	1987	126-228	1,368
Tony Scales.....	1992	69-153	1,312
Hill Ellett.....	1966	105-205	1,281
Kelly Raber.....	1982	115-231	1,256
Hill Ellett.....	1965	98-210	1,254
Howard Dyer.....	1960	87-168	1,222
Dan Fritz.....	1980	83-186	1,202
Mark Lambert.....	1975	100-188	1,176
Murphy Sprinkel.....	1968	81-222	1,163
Al Lester.....	1995	100-207	1,159
A.J. Augustine.....	2013	93-158	1,149
Al Lester.....	1994	96-224	1,107
Al Comer.....	1983	97-214	1,109
Kyle Hughes.....	2007	58-113	1,097
Howard Dyer.....	1959	55-105	1,072
Murphy Sprinkel.....	1969	95-287	1,004

Year-By-Year Leaders

YEAR	PLAYER	COMP - ATT	YARDS
1953	David Woolwine	32-78	440
1954	David Woolwine	35-105	530
1955	Bill Nebraska	14-49	216
1956	Duke Johnston	41-101	653
1957	Duke Johnston	37-90	520
1958	Bill Nebraska	26-67	497
1959	Howard Dyer	55-105	1,072
1960	Howard Dyer	87-168	1,222
1961	Bobby Mitchell	69-162	949
1962	Mark Mulrooney	24-68	263
1963	Butch Nunnally	53-124	744
1964	Charlie Snead	65-133	899
1965	Hill Ellett	92-210	1,254
1966	Hill Ellett	105-205	1,281
1967	Russ Quay	75-151	912
1968	Murphy Sprinkel	81-222	1,163
1969	Murphy Sprinkel	95-187	1,004
1970	Gary Shope	38-114	462
1971	Vern Beitzel	77-204	934
1972	Tommy Schultze	120-242	1,728
1973	Tommy Schultze	116-242	1,400
1974	Tony Farry	51-117	609
1975	Mark Lambert	100-188	1,176
1976	Robby Clark	40-96	516
1977	Robby Clark	54-105	867
1978	Robby Clark	70-173	872
1979	John Bangle	62-122	791
1980	Dan Fritz	83-186	1,202
1981	Kelly Raber	110-215	1,450
1982	Kelly Raber	115-231	1,256
1983	Al Comer	97-214	1,109
1984	Jim Daly	60-124	614
1985	Al Comer	185-348	2,380
1986	Dave Brown	106-209	1,995
1987	Dave Brown	126-228	1,386
1988	Dave Brown	178-329	2,141
1989	Tony Scales	16-43	337
1990	Tony Scales	39-93	751
1991	Tony Scales	30-82	613
1992	Tony Scales	69-153	1,312
1993	Spike Johnson	29-74	377
1994	Al Lester	96-224	1,107
1995	Al Lester	100-207	1,159
1996	Al Lester	77-146	765
1997	Al Lester	63-159	686
1998	Aaron Mitchell	53-102	916
1999	Joey Gibson	20-48	268
2000	Joey Gibson	120-236	1,439
2001	Joey Gibson	144-276	1,572
2002	Joey Gibson	181-348	2,328
2003	Jonathan Wilson	108-296	2,260
2004	Kirk Monteleone	76-120	808
2005	Jonathan Wilson	184-295	1,861
2006	Jonathan Wilson	45-92	759
2007	Kyle Hughes	58-113	1,097
2008	Kyle Hughes	21-52	478
2009	Kyle Hughes	47-99	697
2010	Cameron Jones	84-172	831
2011	Eric Kordenbrock	170-335	1,792
2012	Eric Kordenbrock	193-344	2,008
2013	Eric Kordenbrock	137-239	1,619
2014	Al Cobb	269-438	2,971
2015	Al Cobb	238-38	2,736
2016	Al Cobb	196-307	2,020
2017	Duncan Hodges	87-159	692
2018	Reece Udinski	302-523	3,082
2019	Reece Udinski	306-479	3,276

Single-Game Leaders

Individual

Highest Pass Efficiency (10-19 atts.)

Tony Scales.....404.79William & Mary, 1990
(9/12, 314 yds., 4TDs, 0 int)

Highest Pass Efficiency (20-29 atts.)

Dave Brown.....230.40The Citadel, 1986
(8/20, 320 yds., 4 TDs, 1 int)

Highest Pass Efficiency (30+ atts.)

Hill Ellett.....191.93Virginia, 1966
(22/32, 274 yds., 4 TDs, 0 int)

Most Passes Completed

Reece Udinski.....49The Citadel, 2018
Reece Udinski.....43Western Carolina, 2018
Reece Udinski.....38ETSU, 2019
Reece Udinski.....37Samford, 2019
Reece Udinski.....37Mercer, 2018
Al Cobb.....35Wofford, 2015
Al Cobb.....34Gardner-Webb, 2014
Al Cobb.....34Bucknell, 2016
Eric Kordenbrock.....34Robert Morris, 2013
Al Cobb.....33Ball State, 2015
Eric Kordenbrock.....31Liberty, 2011

Most Passes Attempted

Reece Udinski.....72Western Carolina, 2018
Reece Udinski.....70Mercer, 2018
Reece Udinski.....64ETSU, 2019
Reece Udinski.....64The Citadel, 2018
Joey Gibson.....57East Tennessee State, 2001
Dave Brown.....55Marshall, 1988
Al Cobb.....53Gardner-Webb, 2014
Al Cobb.....52Wofford, 2015
Al Cobb.....52Bucknell, 2016
Reece Udinski.....52Chattanooga, 2018
Eric Kordenbrock.....51Robert Morris, 2013
Reece Udinski.....51Robert Morris, 2019

Highest Completion Percentage (At least 10 atts.)

Mark Lambert.....90.0% (9-10).....Virginia, 1975

Highest Completion Percentage (11-19 atts.)

Jonathan Wilson.....83.3% (15-18).....Davidson, 2005

Highest Completion Percentage (20-29 atts.)

Al Comer.....72.7% (16-22).....East Tennessee State, 1983

Highest Completion Percentage (30+ atts.)

Eric Kordenbrock.....71.9% (23-32).....Presbyterian, 2012

Most Yards Gained Passing

Reece Udinski.....491Western Carolina, 2018
Reece Udinski.....447The Citadel, 2018
Reece Udinski.....434Mercer, 2018
Dave Brown.....422Appalachian State, 1986
Al Cobb.....399Ball State, 2015
Al Cobb.....396The Citadel, 2014
Al Cobb.....391Mercer, 2015
Reece Udinski.....390Samford, 2019
Dave Brown.....390East Tennessee State, 1986
Al Cobb.....370Wofford, 2015
Eric Kordenbrock.....369North Greenville, 2013

Most Touchdown Passes Thrown

Al Cobb.....6Gardner-Webb, 2014
Reece Udinski.....5The Citadel, 2018
Bobby Mitchell.....5Buffalo, 1961
Six Tied.....4Last done, 2013

Most Interceptions Thrown

Tom Schultz.....6Navy, 1973
Murphy Sprinkel.....6Boston College, 1968

Team

Most Passes Attempted.....73Western Carolina, 2018

Fewest Passes Attempted.....2The Citadel, 1955 & 1999

Most Passes Completed.....49The Citadel, 2018

Fewest Passes Completed.....0The Citadel, 1999

.....0Marshall, 1989

.....0Boston College, 1954

.....0The Citadel, 1953

Most Net Yards Passing.....491Western Carolina, 2018

Fewest Net Yards Passing.....-1Richmond, 2006

Most Touchdown Passes.....6Gardner-Webb, 2014

Most Passes Had Intercepted.....6Buffalo, 1961

Records - Receiving



Mark Stock (1985-88) still holds the school's single-game, single-season and career receiving yards records and had 17 career 100-yard receiving games.

Career Leaders

Most Receptions		
Aaron Sanders	234	2013-16
Mark Stock	165	1985-88
Zohn Burden	162	2002-05
Dane Forlines	161	2013-16
Ronnie Moore	153	1972-75
Javeon Lara	126	2016-19
Kris Thornton	120	2017-18
Gary Price	117	2002-05
James Wright	114	1984-87
Steve Panchan	111	1982-85

Most Receiving Yards		
Mark Stock	3,091	1985-88
Aaron Sanders	2,733	2013-16
Ronnie Moore	2,297	1972-75
Zohn Burden	2,111	2002-05
Javeon Lara	2,024	2016-19
Dane Forlines	1,813	2013-16
Dan Lyle	1,794	1989-92
James Wright	1,507	1984-87

Most Touchdown Receptions		
Mark Stock	20	1985-88
Javeon Lara	16	2016-19
Zohn Burden	13	2002-05
Teray Frost	13	1997-2000
Tim Maypray	13	2006-09
Ronnie Moore	12	1972-75

Most Consecutive Games With A Reception		
Aaron Sanders	37	2013-16
Zohn Burden	34	2002-05
Gary Price	34	2002-05
Kevin Solomon	23	1999-2002
Mark Stock	22	1985-88
Ronnie Moore	22	1972-73
Dane Forlines	21	2013-15

Most 100-Yard Receiving Games		
Mark Stock	17	1985-88
Jakob Herres	7	2018-19
Aaron Sanders	7	2013-17
Kris Thornton	7	2017-18
Zohn Burden	5	2002-05
Ronnie Moore	4	1972-75
Javeon Lara	4	2016-18

Two Players Each 100 Yards Receiving		
Frank Easterly (118), Jimmy Burg (112)	Davidson, 1967	
James Wright (154), Mark Stock (109)	Marshall, 1985	
Mark Stock (159), Keith Washington (122)	The Citadel, 1986	
Dontae Mauck (131), Aaron Sanders (118)	Ball State, 2015	
Kris Thornton (110), Javeon Lara (143)	Western Carolina, 2018	
Kris Thornton (155), Javeon Lara (150)	Mercer, 2018	

Single-Season Leaders

Most Receptions		
Kris Thornton	87	2018
Aaron Sanders	84	2015
Aaron Sanders	76	2016
Mark Stock	74	1988
Jakob Herres	72	2019
Aaron Sanders	58	2014
Zohn Burden	58	2005
Zohn Burden	57	2004
Dane Forlines	55	2016
Tom Radle	54	1982
Javeon Lara	53	2018

Most TD Receptions		
Mark Stock	9	1988
Carl Rhodes	9	1965
Dick Evans	9	1959
Jakob Herres	8	2019
Mark Stock	8	1986
Sam Patterson	8	2013

Most 100 Yard Receiving Games		
Mark Stock	8	1988
Kris Thornton	6	2018
Mark Stock	5	1986
Jakob Herres	5	2019
Javeon Lara	4	2018

500-Yard Club

YEAR	PLAYER	REC	YARDS
1988	Mark Stock	74	1,161
1986	Mark Stock	45	1,123
2019	Jakob Herres	72	1,091
2018	Kris Thornton	87	1,003
2014	Aaron Sanders	58	901
2015	Aaron Sanders	84	892
2018	Javeon Lara	53	825
2002	Pedro Garcia	46	803
2016	Aaron Sanders	76	747
2005	Zohn Burden	58	742
1959	Dick Evans	35	698
2015	Dane Forlines	53	690
1973	Ronnie Moore	46	676
1972	Ronnie Moore	40	673
1975	Ronnie Moore	47	662
1998	Teray Frost	37	654
2019	Javeon Lara	51	648
2013	Sam Patterson	38	646
1992	Dan Lyle	29	631
2000	Teray Frost	41	621
2007	Tim Maypray	31	615
1985	Mark Stock	31	605
2016	Dane Forlines	55	604
1995	Jeff Hubbard	40	603
2003	Zohn Burden	36	599
1982	Tom Radle	54	598
2004	Zohn Burden	57	595
2019	Leroy Thomas	54	594
2014	Doug Burton	38	581
1987	James Wright	37	566
2001	Pedro Garcia	48	540
2011	Tracy Hairston	40	521
1990	Dan Lyle	23	520
1965	Carl Rhodes	32	518
1968	Frank Easterly	36	508
1967	Frank Easterly	43	506

Single-Game Leaders

Most Receptions		
Aaron Sanders	16	Mercer, 2015
Aaron Sanders	13	Ball State, 2015
Jeff Hubbard	13	Furman, 1995
Dane Forlines	12	Bucknell, 2016
Kris Thornton	12	Wofford, 2017
Aaron Sanders	11	Mercer, 2016
Kris Thornton	11	The Citadel, 2018

Most Receiving Yards		
Mark Stock	263	East Tennessee State, 1986
Mark Stock	220	Appalachian State, 1986
Aaron Sanders	218	Mercer, 2015
Aaron Sanders	215	Davidson, 2014
Tim Maypray	209	Charleston Southern, 2007
Teray Frost	193	Morehead State, 1998
Jeff Hubbard	183	Furman, 1995
Sam Patterson	161	Presbyterian, 2013
Mark Stock	159	The Citadel, 1986

Year-By-Year Leaders

YEAR	PLAYER	REC	YARDS
1953	Charlie Boyd	12	127
1954	Tom Dooley	11	229
1955	Dale Vaughn	6	92
1956	Bobby Jordan	14	249
1957	Bobby Jordan	19	317
1958	Carl Kasko	12	220
1959	Dick Evans	35	698
1960	Stinson Jones	26	394
1961	Kenny Reeder	26	323
1962	Kenny Reeder	12	159
1963	Joe Bush	20	333
1964	Joe Bush	18	232
1965	Carl Rhodes	32	518
1966	Bill McGowan	23	235
1967	Frank Easterly	43	506
1968	Frank Easterly	36	508
1969	Colby Trammell	29	324
1970	Steve Conlan	26	291
1971	Don Reisch	18	183
1972	Ronnie Moore	40	673
1973	Ronnie Moore	46	676
1974	Allen Morgan	21	308
1975	Ronnie Moore	47	662
1976	Johnny Garnett	23	329
1977	Johnny Garnett	23	371
1978	Robert Savage	22	358
1979	Brian Quisenberry	23	265
1980	Brian Quisenberry	16	238
1981	Teddy Gottwald	25	385
1982	Tom Radle	54	598
1983	Steve Panchan	33	334
1984	Steve Panchan	38	475
1985	Mark Stock	31	605
1986	Mark Stock	45	1,123
1987	James Wright	37	566
1988	Mark Stock	74	1,161
1989	Mark Rumph	16	276
1990	Dan Lyle	23	520
1991	Dan Lyle	16	424
1992	Dan Lyle	29	631
1993	Marlon Anderson	21	287
1994	Timmy Williams	23	476
1995	Jeff Hubbard	40	603
1996	Ed Pearson	22	262
1997	Richard Holland	37	464
1998	Teray Frost	37	654
1999	Aaron Yarbough	11	153
2000	Teray Frost	41	621
2001	Pedro Garcia	48	540
2002	Pedro Garcia	46	803
2003	Zohn Burden	36	599
2004	Zohn Burden	57	595
2005	Zohn Burden	58	742
2006	Willie Bell	17	340
2007	Tim Maypray	31	615
2008	Zach Collins	6	231
2009	Mario Scott	14	237
2010	T.J. Talley	35	407
2011	Tracy Hairston	40	521
2012	James Rogers	32	320
2013	James Rogers	39	435
2014	Aaron Sanders	58	901
2015	Aaron Sanders	84	892
2016	Aaron Sanders	76	747
2017	Kris Thornton	33	340
2018	Kris Thornton	87	1,003
2019	Jakob Herres	72	1,091

Records - Total Offense



Al Cobb (2014-16) was VMI's all-time leader in total offense and in numerous passing categories.

Single-Game Leaders

Individual

Most Yards Total Offense

Reece Udinski	456	The Citadel, 2018
Reece Udinski	443	Western Carolina, 2018
Reece Udinski	425	Mercer, 2018
Al Cobb	422	The Citadel, 2014
Al Cobb	406	Ball State, 2015

Most Total Offensive Plays

Reece Udinski	78	Western Carolina, 2018
Reece Udinski	74	Mercer, 2018
Reece Udinski	69	The Citadel, 2018
Dave Brown	64	Marshall, 1988
Reece Udinski	62	Chattanooga, 2018

Players With 100 Yards Rushing & Passing In A Game

Kyle Hughes (141 pass, 141 rush)	Richmond, 2009
Kyle Hughes (136 pass, 108 rush)	Robert Morris, 2007
Tony Scales (161 rush, 100 pass)	Western Carolina, 1991

Team

Most Total Plays

109	Western Carolina, 2018
101	Mercer, 2018
95	3x (twice 1990, 1x 2007)

Fewest Total Plays

38	Liberty, 2010
----	---------------

Most Total Offense

664	West Virginia Tech, 1992
-----	--------------------------

Least Total Offense

61	Villanova, 1962
----	-----------------

Most Total First Downs

34	West Virginia Tech, 1990
----	--------------------------

Fewest Total First Downs

2	Villanova, 1962
---	-----------------

Most First Downs (Rush)

26	West Virginia Tech, 1990
----	--------------------------

Fewest First Downs (Rush)

1	Villanova & Virginia, 1962
---	----------------------------

Most First Downs (Pass)

16	Appalachian State, 1988
----	-------------------------

Fewest First Downs (Pass)

0	11 Times, (Last Time-Old Dominion, 2009)
---	--

Career Leaders

Most Total Yards Gained

Al Cobb	8,019	2014-16
Reece Udinski	6,669	2017-19
Eric Kordenbrock	5,720	2010-13
Tony Scales	5,488	1989-92
Thomas Haskins	5,477	1993-96
Dave Brown	5,205	1985-88

Most Total Plays

Al Cobb	1,317	2014-16
Reece Udinski	1,244	2017-19
Eric Kordenbrock	1,138	2010-13
Dave Brown	1,072	1985-88
Al Lester	1,061	1994-97
Tony Scales	932	1989-92

Single-Season Leaders

Individual

Most Total Plays

Reece Udinski	600	2018
Reece Udinski	533	2019
Al Cobb	494	2014
Al Cobb	468	2015
Al Comer	460	1985

Most Total Yards Gained

Reece Udinski	3,155	2019
Al Cobb	3,095	2014
Reece Udinski	2,899	2018
Al Cobb	2,891	2015
Joey Gibson	2,597	2002
Al Comer	2,424	1985

Team

Most Total Plays	897	2018
Most Total Yards	4,887	2019
Fewest Total Yards	1,813	1969

1,000-Yard Club

PLAYER	YEAR	RUSH-YDS	COMP-ATT	YARDS	TOTAL PLAYS	TOTAL YARDS	YARDS PER GAME
QB Reece Udinski	2019	54-(-121)	306-479	3,276	360	3,155	262.9
QB Al Cobb	2014	56-124	269-438	2,971	494	3,095	257.9
QB Reece Udinski	2018	77-183	302-523	3,082	600	2,899	263.5
QB Al Cobb	2015	79-155	238-389	2,736	468	2,891	289.1
QB Joey Gibson	2002	107-269	181-348	2,328	455	2,597	216.4
QB Al Comer	1985	112-44	185-348	2,380	460	2,424	220.4
QB Jonathan Wilson	2003	71-16	168-296	2,260	367	2,276	189.7
QB Al Cobb	2016	48-13	196-307	2,020	355	2,033	225.9
QB Dave Brown	1988	87-(-170)	178-329	2,141	416	1,971	183.7
QB Dave Brown	1986	99-96	106-209	1,995	308	1,899	189.9
QB Eric Kordenbrock	2012	36-(-118)	193-344	2,008	380	1,890	171.8
QB Tony Scales	1992	147-1,312	69-153	1,312	300	1,889	171.7
QB Jonathan Wilson	2005	91-6	184-295	1,861	386	1,867	169.7
TB Thomas Haskins	1996	292-1,698	2-6	60	292	1,758	159.8
QB Tony Scales	1991	185-1,105	30-82	613	267	1,718	156.2
QB Eric Kordenbrock	2011	22-(-134)	170-335	1,792	357	1,658	150.7
QB Joey Gibson	2001	49-47	144-276	1,572	325	1,619	202.4
TB Thomas Haskins	1995	248-1,548	0-2	0	250	1,548	140.7
QB Tim Maypray	2008	195-1,406	9-19	255	214	1,521	138.3
TB Thomas Haskins	1994	258-1,509	0-1	0	259	1,509	137.2
QB Kelly Raber	1981	79-39	110-215	1,450	294	1,489	148.9
QB Eric Kordenbrock	2013	23-(-131)	137-239	1,619	262	1,488	212.6
QB Howard Dyer	1960	92-256	87-168	1,222	260	1,478	147.8
QB Kelly Raber	1982	93-170	115-231	1,256	324	1,426	129.6
QB Joey Gibson	2000	61-(-36)	120-236	1,439	297	1,403	175.4
QB Tom Schultze	1972	89-(-360)	120-242	1,728	331	1,360	123.6
QB Al Lester	1995	108-199	100-207	1,159	315	1,358	123.5
RB Alex Ramsey	2019	266-1,326	0-0	0	266	1,326	110.5
QB Dave Brown	1987	96-(-73)	126-228	1,368	324	1,295	117.7
QB Tony Scales	1990	134-544	39-93	751	227	1,295	117.7
TB Floyd Allen	1980	291-1,276	0-0	0	291	1,276	116.0
TB Floyd Allen	1979	265-1,249	0-0	0	265	1,249	113.5
TB Andre Gibson	1977	256-1,218	2-5	25	261	1,243	113.0
QB Tom Schultze	1973	65-(-158)	116-242	1,400	307	1,242	112.9
QB Hill Ellett	1965	77-(-36)	98-210	1,254	287	1,218	121.8
QB Hill Ellett	1966	60-(-84)	105-205	1,281	265	1,197	119.7
QB Howard Dyer	1959	56-110	55-105	1,072	161	1,182	118.2
QB A.J. Augustine	2013	60-15	93-158	1,149	218	1,161	105.5
QB Al Comer	1983	61-6	97-214	1,109	275	1,115	101.4
QB Mark Lambert	1975	46-(-64)	100-188	1,176	234	1,112	101.1
QB Russ Quay	1967	106-196	72-151	912	178	1,108	110.8
TB Ronnie Norman	1974	205-1,045	0-0	0	205	1,045	96.4
QB Al Lester	1994	51-(-77)	96-224	1,107	275	1,030	93.6
TB Sean Mizzer	2006	209-1,022	0-0	0	209	1,022	92.9
QB Dan Fritz	1980	68-(-188)	83-186	1,202	254	1,014	92.2
QB Murphy Sprinkel	1968	93-(-157)	81-222	1,163	315	1,006	100.6
QB Aaron Mitchell	1998	160-85	53-102	916	262	1,001	91.0

Records - All-Purpose/Longest Plays



Tim Maypray broke the single-game all-purpose yards mark by totaling 346 yards against Charleston Southern in 2007.

Single-Season Leaders

All Purpose Yards

Thomas Haskins	2,134	1995
Thomas Haskins	2,092	1996
Mark Stock	2,011	1988
Thomas Haskins	2,005	1994
Tim Maypray	1,976	2007
Alex Ramsey	1,649	2019
Sean Mizzer	1,509	2003
Sean Mizzer	1,480	2004
Floyd Allen	1,451	1979

Single-Game Leaders

All-Purpose Yards

Tim Maypray	346	Charleston Southern, 2007
Tim Maypray	332	Presbyterian, 2008
Thomas Haskins	328	Richmond, 1994
Thomas Haskins	326	The Citadel, 1994
Thomas Haskins	325	The Citadel, 1996
Thomas Haskins	309	UT-Chattanooga, 1995
Thomas Haskins	303	Liberty, 1995
Mark Stock	296	East Tennessee State, 1986
Thomas Haskins	292	The Citadel, 1993

Players With 100 Yards Rushing & Receiving In A Game

Sean Mizzer (106 rushing, 104 receiving)	Western Carolina, 2002
--	-------	------------------------

Career Leaders

Most All-Purpose Yardage

Thomas Haskins	7,405	1993-96
Tim Maypray	6,129	2006-09
Sean Mizzer	5,736	2002-06
Ronnie Moore	4,652	1972-75
Mark Stock	4,366	1985-88
Floyd Allen	4,131	1978-81
James Wright	3,248	1984-87
Teray Frost	3,204	1999-2000

Most Attempts

Thomas Haskins	1,022	1993-96
Floyd Allen	911	1978-81
Sean Mizzer	869	2002-06
Kim Glidewell	646	1973-76

Longest Plays

Longest Run From Scrimmage

Granville Amos	98	William & Mary, 1964
Marcus Mines	85	West Virginia Tech, 1992
Andre Gibson	85	Furman, 1976
Michael Rainey-Wiles	83	Lock Haven, 2007
Johnny Mapp	83	Catawba, 1953
Mike Patterson	81	Virginia, 1964
Thomas Haskins	80	UT-Chattanooga, 1995
Pete Mazik	80	Virginia Tech, 1962

Longest Pass Play

Brown-Stock	93	Appalachian State, 1986
Hughes-Collins	90	Coastal Carolina, 2008
Hughes-Maypray	87	Charleston Southern, 2007
Brown-Stock	85	East Tennessee State, 1986
Johnston-Jordan	85	Lehigh, 1956
Clark-Garnett	84	Furman, 1977
Kordenbrock-Lewis	83	Gardner-Webb, 2011
Morgan-Lewis	81	Stony Brook, 2011
Kordenbrock-Turner	81	The Citadel, 2012
Three Tied (Last Cobb-Mauk)	80	Ball State, 2015

Longest Interception Return

Andy Tucker	100	Richmond, 1961
Robert Mason	90	Lehigh, 2005
Vern Keefer	86	Davidson, 1958
Kerr Kump	80	Boston College, 1967
Justin Huggard	70	Charleston Southern, 2003
Mike Mayo	69	The Citadel, 1986

Longest Kickoff Return

Richard Holland	100	Furman, 2000
Greg Sanders	99	Wofford, 2015
Tim Maypray	99	The Citadel, 2007
Pete Johnson	97	Villanova, 1958

Sam Woolwine	93	Richmond, 1956
John Traynham	90	Marshall, 1961
Ronnie Moore	89	Davidson, 1975

Longest Punt Return

Chris Witts	87	Davidson, 1989
Tim Maypray	86	Gardner-Webb, 2009
Kerr Kump	84	William & Mary, 1968
Robert Savage	70	Lehigh, 1978
Gary McNeal	70	William & Mary, 1976
Ronnie Moore	66	Davidson, 1974

Longest Field Goal

Matt Maxey	57	Georgia Southern, 2000
Grant Clemons	56	Samford, 2019
Dillon Christopher	55	Western Carolina, 2015
Barrett Way	53	Liberty, 2004
Matt Sharpe	53	Coastal Carolina, 2003
Dillon Christopher	52	Gardner-Webb, 2013
Dillon Christopher	52	Bucknell, 2013
Lee Wimbish	52	Richmond, 1980
Barrett Way	51	Gardner-Webb, 2005
Mike Harris	51	Richmond, 1997
Dillon Christopher	51	ETSU, 2016
Craig Jones	50	William & Mary, 1977

Longest Punt

Brent Barth	73	Appalachian State, 2000
Brent Barth	70	Appalachian State, 2001
Bill Hogan	69	Catawba, 2017
Sam Horner	68	Villanova, 1958
Three Tied	67	Last B. Hogan, 2016 at Chattanooga

Records - Returns/Punting

Career Return Leaders

Most Kickoff Returns

Mason Dermott.....	1062015-18
Tim Maypray.....	982006-09
James Wright.....	821984-87
Ronnie Moore.....	761972-75
Thomas Haskins.....	731993-96

Most Kickoff Return Yardage

Mason Dermott.....	22362015-18
Tim Maypray.....	21812006-09
James Wright.....	16401984-87

Most Punt Returns

Ronnie Moore.....	651972-75
Mark Stock.....	631985-88
Gary McNeal.....	561975-78

Most Punt Return Yardage

Ronnie Moore.....	7411972-75
Mark Stock.....	5301985-88
Gary McNeal.....	5181975-78

Most Interception Return Yards Gained

Kerr Kump.....	2611966-68
Stinson Jones.....	2051958-61
Mike Mayo.....	2051984-87

Most Interception Return Touchdowns

Stinson Jones.....	21958-61
--------------------	---	--------------

Single-Game Return Leaders

Most Kickoff Return Yards

Titus Green.....	207Furman, 2001
------------------	-----	-------------------

Most Punt Return Yards

Ronnie Moore.....	169Davidson, 1974
-------------------	-----	---------------------

Most Yards Gained on Interception Returns

Andy Tucker.....	100Richmond, 1961
------------------	-----	---------------------

Single-Game Punting Leaders

Individual

Most Punts

Jim Bailey.....	13West Virginia, 1969
-----------------	----	--------------------------

Most Total Yards Punting

Jim Bailey.....	472West Virginia, 1969
-----------------	-----	--------------------------

Team

Most Punts.....	13West Virginia, 1969
-----------------	----	--------------------------

.....	13Virginia, 2013
-------	----	---------------------

Most Total Yards Punting.....	472West Virginia, 1969
-------------------------------	-----	--------------------------

Single-Season Return Leaders

Individual

Most Yardage, Kickoff Returns

Mason Dermott.....	9752016
--------------------	-----	-----------

Tim Maypray.....	9722009
------------------	-----	-----------

Tracy Hairston.....	9652011
---------------------	-----	-----------

Tim Maypray.....	8892007
------------------	-----	-----------

Mason Dermott.....	8782017
--------------------	-----	-----------

Rajah Jenkins.....	7632008
--------------------	-----	-----------

Kevin Solomon.....	7502002
--------------------	-----	-----------

Titus Green.....	6342001
------------------	-----	-----------

Richard Holland.....	6282000
----------------------	-----	-----------

Bryant McMillian.....	5591991
-----------------------	-----	-----------

Mario Scott.....	5542010
------------------	-----	-----------

Most Yardage Punt Returns

Eddie Willis.....	3491965
-------------------	-----	-----------

Kerr Kump.....	3271968
----------------	-----	-----------

Mark Stock.....	2601988
-----------------	-----	-----------

Most Yardage, Interception Returns

Kerr Kump.....	1601967
----------------	-----	-----------

Stinson Jones.....	1271961
--------------------	-----	-----------

Andy Tucker.....	1221961
------------------	-----	-----------

Kerr Kump.....	1011968
----------------	-----	-----------

Team

Most Yards, Interception Returns.....	3341961
---------------------------------------	-----	-----------

Single-Season Punting Leaders

Individual

Most Punts

Jim Bailey.....	1011969
-----------------	-----	-----------

Jim Bailey.....	931970
-----------------	----	-----------

Jim Bailey.....	821971
-----------------	----	-----------

Best Punting Average

Brent Barth.....	47.42002
------------------	------	-----------

Sam Horner.....	42.61958
-----------------	------	-----------

Bobby Jordan.....	42.41955
-------------------	------	-----------



Top - Ronnie Moore (1972-75) amassed the most punt return yards in school history.



Brent Barth (1999-02) averaged over 42 yards per punt in his career, the best-ever by a Keydet punter.

Career Punting Leaders

Most Punts

Jim Bailey.....	2761969-71
-----------------	-----	--------------

Brent Barth.....	2721999-2002
------------------	-----	----------------

Adam Peters.....	2212003-06
------------------	-----	--------------

Brian Southard.....	2161989-92
---------------------	-----	--------------

Most Yards

Brent Barth.....	11,4381999-2002
------------------	--------	----------------

Jim Bailey.....	10,1271969-71
-----------------	--------	--------------

Adam Peters.....	8,7002003-06
------------------	-------	--------------

Brian Southard.....	7,8231989-92
---------------------	-------	--------------

Highest Average (min. 60 punts)

Brent Barth.....	42.11999-2002
------------------	------	----------------

(272 punts for 11,438 yards)

Sam Horner.....	41.81956-59
-----------------	------	--------------

(65 punts for 2,718 yards)

Records - Defense



John Willison (1973-76) makes one of his school-record 257 career solo tackles.

Career Leaders

Interceptions		Walt Bellamy..... 188..... 1977-79
Mike Mayo..... 15..... 1984-87	Wayne Purcell..... 188..... 1987-90	
Stinson Jones..... 14..... 1958-61	Robert Mason..... 183..... 2002-05	
Musa Sarki..... 12..... 2000-03	Mike Mayo..... 166..... 1984-87	
Steve Umberger..... 12..... 1980-82	Total Tackles	
Kerr Kump..... 12..... 1966-68	Mike Rogers..... 457..... 1994-97	
Frank Ladson..... 11..... 1982-83	John Willison..... 456..... 1973-76	
Chris Clark..... 10..... 1984-87	Allan Cratsenberg..... 419..... 2014-17	
	Melvin Rucker..... 399..... 1979-82	
	Ryan Francis..... 385..... 2014-17	
Solo Tackles	Robert Mason..... 371..... 2002-05	
John Willison..... 257..... 1973-76	Glen Jones..... 367..... 1974-77	
	Derik Screen..... 357..... 2000-03	
Glen Jones..... 243..... 1974-77	Andre Curtis..... 354..... 1995-98	
Camillus Musselman..... 220..... 1990-93	A.J. Gross..... 353..... 2007-11	
	Camillus Musselman..... 352..... 1990-93	
Mike Rogers..... 207..... 1994-97	Chris Walsh..... 349..... 1999-2002	
	Todd Baldwin..... 346..... 2002-05	
Melvin Rucker..... 203..... 1979-82		



Melvin Rucker (1979-82) made 158 tackles in 1981, a mark that still stands atop the single-season recordbook.

Single-Game Leaders

Solo Tackles (First Hits)

John Willison..... 16..... William & Mary, 1976
Walt Bellamy..... 16..... Virginia, 1979
Glen Ralston..... 15..... Appalachian State, 1984
Bruce Kitchen..... 15..... Virginia Tech, 1979
Frank Ladson..... 15..... Richmond, 1983

Total Tackles

Glen Ralston..... 25..... Western Carolina, 1984
Mike Mayo..... 24..... Richmond, 1985
Glen Ralston..... 23..... Appalachian State, 1984
Mike Rogers..... 22..... William & Mary, 1996
Mike Rogers..... 21..... ETSU, 1996
Allan Cratsenberg..... 20..... The Citadel, 2016
Matt Kluk..... 20..... Georgia Southern, 1999
Anthony McIntosh..... 20..... The Citadel, 1988

Most Interceptions

Christian Kelly..... 3..... Charleston Southern, 2006
Gene Williams..... 3..... The Citadel, 1973
John Landry..... 3..... Virginia, 1972
Stinson Jones..... 3..... Villanova, 1961

Most Fumbles Recovered

Mike Kemp..... 3..... East Tennessee State, 1989
--

Single-Season Leaders

Solo Tackles

Camillus Musselman..... 91..... 1992
Cornell Lewis..... 89..... 1996
Andy Titone..... 88..... 1986
Melvin Rucker..... 88..... 1981
Dan Young..... 86..... 1987
Glen Ralston..... 86..... 1984
Anthony McIntosh..... 81..... 1988
John Willison..... 79..... 1976

Total Tackles

Melvin Rucker..... 158..... 1981
Mike Rogers..... 156..... 1996
Mike Rogers..... 151..... 1997
Derik Screen..... 144..... 2003
Glen Ralston..... 144..... 1984
Melvin Rucker..... 141..... 1980
Justin Huggard..... 136..... 2005
Camillus Musselman..... 130..... 1991
Anthony McIntosh..... 128..... 1988
Dan Young..... 128..... 1987

Interceptions

Mike Mayo..... 7..... 1985
Frank Ladson..... 7..... 1982
Steve Umberger..... 7..... 1982
Kerr Kump..... 7..... 1967

Fumbles Recovered

Mark Weiss..... 7..... 1970

Single-Game Team Superlatives

Most Interceptions.....	6	Virginia Tech, 1959
Most Fumbles Recovered.....	6	East Tennessee State, 1994
	6	West Virginia, 1969
Fewest Yards Penalized.....	0	Richmond, 1973
	0	Boston College, 1968
	0	Army, 1956
	0	Catawba, 2017
Fewest First Downs Allowed.....	4	Virginia Tech '61, Furman '70
Most First Downs Allowed.....	36	William & Mary '91, '93
Fewest Rushing Yards Allowed.....	4	Saint Francis, 2008
Most Rushing Yards Allowed.....	594	Army, 2019
Fewest Passing Yards Allowed.....	-16	Richmond, 1957*
Most Passing Yards Allowed.....	642	Marshall, 1991
Most Total Offense Allowed.....	789	Marshall, 1991
Least Total Offense Allowed.....	42	Davidson, 1975
Most Total Offensive Plays Allowed.....	99	Gardner-Webb, 2005
Fewest Offensive Plays Allowed.....	41	Virginia Tech, 1961
	41	Florida State, 1954
Fewest Rushing Attempts Allowed.....	20	West Virginia Tech, 1990
	20	Davidson, 1973
Most Rushing Attempts Allowed.....	82	Georgia Tech, 1975
Fewest Passing Attempts Allowed.....	0	Virginia Tech, 1976
Most Passing Attempts Allowed.....	60	Davidson, 2006
Most Points Allowed.....	77	Old Dominion, 2018
Most Touchdowns Allowed.....	11	Old Dominion, 2018
Most Rushing Touchdowns allowed.....	8	Furman, 1999
Most Passing Touchdowns allowed.....	6	Marshall, 1991
Most Defensive Extra Points.....	2	Davidson, 1989

*- NCAA Record

Single-Season Team Superlatives

Most Points Allowed.....	530	2018
Fewest Points Allowed.....	93	1959
Most First Downs Allowed.....	292	2014
Fewest First Downs Allowed.....	126	1958 & 1963
Most Pass Completions Allowed.....	228	2013
Fewest Pass Completions Allowed.....	40	1975
Most Pass Attempts Allowed.....	379	2013
Fewest Pass Attempts Allowed.....	106	1954
Most Interceptions.....	28	1959
Most TDs Via Interceptions.....	4	1961
Fewest Interceptions.....	4	1964, 1997, 2011, 2014, 2017
Most Rushing Yards Allowed.....	3,329	2014
Fewest Rushing Yards Allowed.....	1,313	1954
Most Rushing Attempts Allowed.....	643	1974
Fewest Rushing Attempts Allowed.....	288	1954
Most Passing Yards Allowed.....	2,912	2013
Fewest Passing Yards Allowed.....	562	1975
Most Total Offense Allowed.....	5,957	2014
Least Total Offense Allowed.....	2,204	1954
Most Offensive Plays Allowed.....	887	2013
Fewest Offensive Plays Allowed.....	394	1954

Year-By-Year Leaders

Solo Tackles (First Hits)	Total Tackles	Fumbles Recovered	Passes Intercepted		
2019..... Riuq Trotman.....	43	2019..... Jarrod Richmond.....	3	2019..... Aj Smith.....	3
2018..... Aj Smith.....	55	2018..... Four Keydets.....	1	2018..... Collin Loftis.....	3
2017..... Allan Cratsenberg.....	57	2017..... K. Tucker/R. Francis.....	1	2017..... Allan Cratsenberg.....	3
2016..... Allan Cratsenberg.....	60	2016..... M. Nicholson/R. Francis.....	2	2016..... Riuq Trotman.....	3
2015..... Ryan Francis.....	54	2015..... Matthew Nicholson.....	2	2015..... Four Players with.....	1
2014..... James Fruehan.....	39	2014..... Caleb Lindsey/Ryan Francis.....	2	2014..... Greg Sanders.....	3
2013..... Alex James.....	36	2013..... Weston Reber.....	3	2013..... James Fruehan.....	2
2012..... James Fruehan.....	54	2012..... Logan Staib/Chris Harper.....	2	2012..... Mike Smith.....	3
2011..... A.J. Gross.....	37	2011..... Byron Allen/James Fruehan.....	2	2011..... Four Players with.....	1
2010..... A.J. Gross.....	40	2010..... A.J. Gross.....	110	2010..... 7 Players with.....	1
2009..... Byron Allen.....	45	2009..... Eric Church.....	3	2009..... Four Players with.....	1
2008..... Bryant Youngblood.....	38	2008..... Bryant Youngblood.....	2	2008..... B. Allen & J. Rochester.....	2
2007..... Marcus Brown.....	39	2007..... Josh Wine.....	3	2007..... K. Taylor & B. Youngblood.....	1
..... & Bryant Youngblood.....	39	2006..... Keith Taylor.....	2	2006..... C. Kelly & J. Walton.....	3
2006..... Patrick McKinney.....	37	2005..... Todd Baldwin/Travis Ludden.....	2	2005..... Four Players with.....	2
2005..... Justin Huggard.....	50	2004..... 4 Players with.....	2	2004..... J. Huggard & J. Walton.....	2
2004..... Robert Mason.....	66	2003..... Justin Huggard/Mike Maleski.....	2	2003..... Musa Sarki.....	5
2003..... Derik Screen.....	60	2002..... 10 Players with.....	1	2002..... Musa Sarki.....	6
2002..... Robert Mason.....	44	2001..... Derik Screen.....	2	2001..... DeAngello Plather.....	3
2001..... Derik Screen.....	61	2000..... Chris Walsh.....	113	2000..... Quesuan Wigfall.....	3
2000..... Chris Walsh.....	64	1999..... Deffy Mubangu.....	98	1999..... Richard Holland.....	3
1999..... Deffy Mubangu.....	58	1998..... David Budlong/Darius Parker.....	2	1999..... R. Holland & D. Mubangu.....	2
1998..... Quesuan Wigfall.....	60	1998..... Mike Rogers.....	106	1998..... John Herrin.....	3
1997..... Mike Rogers.....	67	1997..... Mike Rogers.....	151	1997..... Mike Rogers/Quesuan Wigfall.....	2
1996..... Cornell Lewis.....	89	1996..... Matt Coley.....	2	1996..... Four players with.....	1
1995..... Kelly Cook.....	62	1995..... Kelly Cook/Tom Curran.....	2	1996..... Demand Ferebee.....	5
1994..... Terry Tucker.....	60	1994..... Damon Pinero.....	3	1995..... K. Cook & T. Williams.....	2
1993..... Kevin Reardon.....	71	1993..... Drew Dunnington.....	4	1994..... Torre Costin.....	3
1992..... Camillus Musselman.....	91	1993..... Eugene Pribila/Mike Morgan.....	2	1993..... Kevin Reardon.....	3
1991..... Camillus Musselman.....	66	1991..... Six Players With.....	1	1992..... M. Morgan & T. Tucker.....	2
1990..... Wayne Purcell.....	64	1990..... Todd Washington.....	3	1991..... Dewayne Arkadie.....	5
1989..... Wayne Purcell.....	68	1990..... Mike Kemp.....	3	1990..... Boo Lassiter.....	5
1988..... Anthony McIntosh.....	81	1989..... Anthony McIntosh.....	3	1989..... Five Players with.....	1
1987..... Dan Young.....	86	1988..... Anthony McIntosh.....	3	1988..... Three Players with.....	2
1986..... Andy Titone.....	88	1987..... Todd Freiwald.....	2	1987..... Mike Mayo.....	5
1985..... Mike Mayo.....	89	1986..... Andy Titone.....	3	1986..... Mike Mayo.....	3
1984..... Glen Ralston.....	144	1985..... Three Players With.....	3	1985..... Mike Mayo.....	7
1983..... Frank Ladson.....	106	1984..... Jimmy Walker.....	3	1984..... Scott Vaughn.....	3
1982..... Jim Rice.....	92	1983..... Three Players With.....	2	1983..... Frank Ladson.....	4
1981..... Melvin Rucker.....	158	1982..... Blake Hippenstiel.....	4	1982..... F. Ladson & S. Umberger.....	7
1980..... Melvin Rucker.....	141	1981..... Jim Rice.....	4	1981..... L. Dunnville & S. Umberger.....	4
1979..... Walt Bellamy.....	124	1980..... Barry Smith.....	2	1980..... Les Dunnville.....	3
1978..... Walt Bellamy.....	122	1979..... Tim Cox.....	3	1979..... Tim Cox.....	3
1977..... Ned Stepanovich.....	90	1978..... Walt Bellamy.....	2	1978..... Four Players with.....	2
1976..... John Willison.....	110	1977..... Glen Jones/Dale Ogg.....	3	1977..... Tim Cox & Gary McNeal.....	3
1975..... Glen Jones.....	114	1976..... Four Players With.....	3	1976..... Bobby McQueen.....	4
		1975..... Eric Radford.....	3	1975..... Bobby McQueen.....	5

The Keydets Year-By-Year

Year	Coach	Overall	Home	Away	Neutral	Points Scored	Points Against
1891	Walter Taylor	3-0-1	2-0-0	1-0-1	0-0-0	52	12
1892	No Coach	4-0-1	4-0-1	0-0-0	0-0-0	128	18
1893	No Coach	3-1-0	3-1-0	0-0-0	0-0-0	72	26
1894	No Coach	6-0-0	5-0-0	0-0-0	1-0-0	138	6
1895	G.W. Bryant	5-1-0	3-0-0	1-0-0	1-1-0	164	12
1896	G.W. Bryant	3-4-0	3-1-0	0-1-0	0-2-0	68	98
1897	R.N. Groner	3-2-0	2-0-0	1-1-0	0-1-0	76	6
1898	S.A. Boyle	4-2-0	3-0-0	1-1-0	0-1-0	110	41
1899	S.A. Boyle	1-0-0	1-0-0	0-0-0	0-0-0	39	0
1900	Sam Walker	4-1-2	2-0-2	1-0-0	1-1-0	86	16
1901	Sam Walker	4-3-0	3-0-0	1-1-0	0-2-0	199	61
1902	Sam Walker	3-3-1	3-0-1	0-1-0	0-2-0	99	90
1903	W.W. Roper	2-1-0	2-0-0	0-0-0	0-1-0	36	28
1904	W.W. Roper	3-5-0	3-2-0	0-2-0	0-1-0	70	70
1905	I.B. Johnson	2-5-1	2-2-1	0-1-0	0-2-0	40	103
1906	I.B. Johnson	4-4-0	4-2-0	0-2-0	0-0-0	68	49
1907	C.S. Roller, Jr.	5-3-0	5-0-0	0-1-0	0-2-0	282	50
1908	C.S. Roller, Jr.	3-2-0	3-1-0	0-0-0	0-1-0	120	20
1909	W.C. Gloth	4-3-0	3-1-0	0-1-0	1-1-0	59	51
1910	W.C. Gloth	3-3-1	3-0-1	0-3-0	0-0-0	69	48
1911	Alpha Brummage	7-1-0	5-0-0	0-1-0	2-0-0	203	27
1912	Alpha Brummage	7-1-0	4-1-0	3-0-0	0-0-0	163	36
1913	Henry G. Poaque	7-1-2	6-0-1	0-1-0	1-0-1	197	54
1914	Frank H. Gorton	4-4-0	4-0-0	0-1-0	0-3-0	110	95
1915	Frank H. Gorton	6-2-1	5-0-0	0-1-0	1-1-1	103	102
1916	Frank H. Gorton	4-5-0	3-2-0	0-2-0	1-1-0	233	119
1917	Earl C. Abell	4-4-1	4-0-1	0-1-0	0-3-0	162	111
1918	Abell & Mose Goodman	1-3-0	1-0-0	0-2-0	0-1-0	25	60
1919	Red Fleming	6-2-0	2-0-0	1-1-0	3-1-0	121	45
1920	Blandy Clarkson	9-0-0	3-0-0	3-0-0	3-0-0	431	20
1921	Blandy Clarkson	3-5-1	3-1-0	0-2-1	0-2-0	107	102
1922	Blandy Clarkson	7-2-0	3-0-0	3-0-0	1-2-0	291	23
1923	Blandy Clarkson	9-1-0	5-0-0	2-1-0	2-0-0	224	23
1924	Blandy Clarkson	6-3-1	4-0-0	1-3-0	1-0-1	152	29
1925	Blandy Clarkson	6-4-0	4-0-0	0-2-0	2-2-0	169	108
1926	Blandy Clarkson	5-5-0	2-2-0	0-2-0	3-1-0	80	98
1927	W.C. Raftery	6-4-0	4-0-0	1-2-0	1-2-0	144	64
1928	W.C. Raftery	5-3-2	4-1-1	0-1-0	1-1-1	95	75
1929	W.C. Raftery	8-2-0	3-1-0	2-1-0	3-0-0	155	61
1930	W.C. Raftery	3-6-0	3-2-0	0-2-0	0-2-0	30	122
1931	W.C. Raftery	3-6-1	1-2-1	1-2-0	1-2-0	82	123
1932	W.C. Raftery	2-8-0	2-3-0	0-2-0	0-3-0	44	166
1933	W.C. Raftery	2-7-1	1-1-0	1-4-0	0-2-1	44	170
1934	W.C. Raftery	1-8-0	0-2-0	0-5-0	1-1-0	51	190
1935	W.C. Raftery	2-7-1	0-4-0	1-2-1	1-1-0	63	157
1936	W.C. Raftery	6-4-0	3-0-0	3-3-0	0-1-0	122	140
1937	Allison T. Hubert	5-5-0	2-3-0	2-1-0	1-1-0	134	94
1938	Allison T. Hubert	6-1-4	3-0-1	3-1-1	0-0-2	159	86
1939	Allison T. Hubert	6-3-1	2-1-0	1-2-1	3-0-0	125	100
1940	Allison T. Hubert	7-2-1	3-0-1	2-2-0	2-0-0	127	62
1941	Allison T. Hubert	4-6-0	0-1-0	2-4-0	2-1-0	134	173
1942	Allison T. Hubert	3-5-1	1-0-0	2-2-0	0-3-1	111	130
1943	Allison T. Hubert	2-6-0	1-1-0	0-3-0	1-2-0	46	183
1944	Allison T. Hubert	1-8-0	0-2-0	1-2-0	0-4-0	65	231
1945	Allison T. Hubert	5-4-0	3-1-0	1-2-0	1-1-0	155	138
1946	Allison T. Hubert	4-5-1	3-0-0	1-3-1	0-2-0	122	188
1947	A.W. Morton	3-5-1	2-1-0	0-4-1	1-0-0	120	152
1948	A.W. Morton	6-3-0	3-0-0	2-2-0	1-1-0	183	116
1949	Thomas N. Nugent	3-5-1	1-1-0	0-3-0	2-1-1	157	207
1950	Thomas N. Nugent	6-4-0	1-1-0	3-3-0	2-0-0	189	166
1951	Thomas N. Nugent	7-3-0	2-0-0	4-3-0	1-0-0	227	162
1952	Thomas N. Nugent	3-6-1	2-0-0	1-2-1	0-4-0	165	279
1953	John McKenna	5-5-0	1-1-0	2-4-0	2-0-0	174	196
1954	John McKenna	4-6-0	1-1-0	2-2-0	1-3-0	132	223
1955	John McKenna	1-9-0	0-2-0	1-4-0	0-3-0	85	259
1956	John McKenna	3-6-1	0-1-0	2-4-1	1-1-0	167	220
1957	John McKenna	9-0-1	2-0-0	5-0-1	2-0-0	201	101
1958	John McKenna	6-2-2	2-0-0	3-1-0	1-1-2	214	99
1959	John McKenna	8-1-1	2-0-0	3-1-0	3-0-1	243	93
1960	John McKenna	7-2-1	2-0-0	5-1-1	0-1-0	218	135
1961	John McKenna	6-4-0	0-1-0	5-2-0	1-1-0	134	105

Year	Coach	Overall	Home	Away	Neutral	Points Scored	Points Against
1962	John McKenna	6-4-0	2-0-0	2-4-0	2-0-0	119	119
1963	John McKenna	3-5-2	2-0-0	1-2-2	0-3-0	140	134
1964	John McKenna	1-9-0	1-1-0	0-6-0	0-2-0	123	200
1965	John McKenna	3-7-0	2-0-0	1-6-0	0-1-0	121	200
1966	Vito Ragazzo	2-8-0	0-2-0	2-4-0	0-2-0	129	305
1967	Vito Ragazzo	6-4-0	2-1-0	2-2-0	2-1-0	205	195
1968	Vito Ragazzo	1-9-0	0-2-0	1-5-0	0-2-0	90	290
1969	Vito Ragazzo	0-10-0	0-2-0	0-6-0	0-2-0	78	409
1970	Vito Ragazzo	1-10-0	1-2-0	0-7-0	0-1-0	120	451
1971	Bob Thalman	1-10-0	1-2-0	0-7-0	0-1-0	78	257
1972	Bob Thalman	2-9-0	1-3-0	1-6-0	0-0	150	299
1973	Bob Thalman	3-8-0	2-1-0	1-7-0	0-0	118	316
1974	Bob Thalman	7-4-0	4-0-0	2-4-0	1-0-0	212	175
1975	Bob Thalman	3-8-0	1-3-0	2-4-0	0-1-0	162	187
1976	Bob Thalman	5-5-0	2-2-0	2-2-0	1-1-0	138	206
1977	Bob Thalman	7-4-0	5-0-0	2-4-0	0-0	223	155
1978	Bob Thalman	3-8-0	1-4-0	1-4-0	1-0-0	114	227
1979	Bob Thalman	6-4-1	4-1-1	2-3-0	0-0	158	210
1980	Bob Thalman	3-7-1	1-2-1	2-4-0	0-1-0	142	242
1981	Bob Thalman	6-3-1	2-2-0	3-1-1	1-0-0	165	156
1982	Bob Thalman	5-6-0	3-1-0	1-4-0	1-1-0	221	180
1983	Bob Thalman	2-9-0	2-4-0	0-5-0	0-0	100	339
1984	Bob Thalman	1-9-0	1-3-0	0-5-0	0-1	121	320
1985	Eddie Williamson	3-7-1	3-1-1	0-6-0	0-0	189	333
1986	Eddie Williamson	1-10-0	0-4-0	1-6-0	0-0	138	370
1987	Eddie Williamson	4-7-0	3-2-0	1-4-0	0-1-0	118	235
1988	Eddie Williamson	2-9-0	2-3-0	0-5-0	0-1-0	152	298
1989	Jim Shuck	2-8-1	2-3-0	0-5-1	0-0	151	307
1990	Jim Shuck	4-7-0	3-2-0	1-4-0	0-1-0	251	346
1991	Jim Shuck	4-7-0	3-2-0	1-4-0	0-1-0	243	373
1992	Jim Shuck	3-8-0	3-2-0	0-5-0	0-1-0	245	315
1993	Jim Shuck	1-10-0	1-3-0	0-6-0	0-1-0	139	396
1994	Bill Stewart	1-10-0	0-5-0	1-4-0	0-1-0	153	437
1995	Bill Stewart	4-7-0	3-2-0	1-4-0	0-1-0	269	350
1996	Bill Stewart	3-8-0	2-3-0	1-5-0	0-0	189	296
1997	Ted Cain	0-11-0	0-5-0	0-6-0	0-0	93	384
1998	Ted Cain	1-9-0	1-4-0	0-5-0	0-0	137	432
1998	Donny White*	0-1-0	0-1-0	0-0	0-0	10	36
1999	Cal McCombs	1-10-0	1-5-0	0-5-0	0-0	77	400
2000	Cal McCombs	2-9-0	2-4-0	0-5-0	0-0	227	434
2001	Cal McCombs	1-10-0	1-5-0	0-5-0	0-0	164	446
2002	Cal McCombs	6-6-0	3-2-0	2-4-0	1-0-0	314	415
2003	Cal McCombs	6-6-0	4-2-0	2-3-0	0-1-0	359	257
2004	Cal McCombs	0-11-0	0-5-0	0-6-0	0-0	137	327
2005	Cal McCombs	3-8-0	2-4-0	1-4-0	0-0	230	319
2006	Jim Reid	1-10-0	1-3-0	0-7-0	0-0	199	433
2007	Jim Reid	2-9-0	1-5-0	1-4-0	0-0	267	461
2008	Sparky Woods	4-7-0	4-2-0	0-5-0	0-0	378	369
2009	Sparky Woods	2-9-0	1-4-0	1-5-0	0-0	225	338
2010	Sparky Woods	3-8-0	2-2-0	1-6-0	0-0	174	311
2011	Sparky Woods	2-9-0	2-3-0	0-6-0	0-0	187	351
2012	Sparky Woods	2-9-0	2-4-0	0-5-0	0-0	133	388
2013	Sparky Woods	2-10-0	2-4-0	0-6-0	0-0	235	416
2014	Sparky Woods	2-10-0	2-3-0	0-7-0	0-0	290	497
2015	Scott Wachenheim	2-9-0	1-5-0	1-4-0	0-0	254	385
2016	Scott Wachenheim	3-8-0	1-3-0	2-5-0	0-0	224	305
2017	Scott Wachenheim	0-11-0	0-5-0	0-6-0	0-0	88	408
2018	Scott Wachenheim	1-10-0	1-4-0	0-6-0	0-0	257	530
2019	Scott Wachenheim	5-7-0	3-3-0	2-4-0	0-0	370	453
All-Time Totals		478-712-42	279-206-15	129-390-15	70-109-12	19,763	25,382


COACHING RECORDS

Name	Seasons	Years	Overall	Pct.	Home	Away	Neutral	Name	Seasons	Years	Overall	Pct.	Home	Away	Neutral
Walter Taylor	1	1891	3-0-1	.875	2-0	1-0-1	0-0	Allison T. Hubert	10	1937-46	43-45-8	.490	18-9-2	15-22-3	10-14-3
G.W. Bryant	2	1895-96	8-5	.615	6-1	1-1	1-3	A.W. Morton	2	1947-48	9-8-1	.528	5-1	2-6-1	2-1
R.N. Groner	1	1897	3-2	.600	2-0	1-1	0-1	Thomas N. Nugent	4	1949-52	19-18-2	.513	6-2	8-11-1	5-5-1
S.A. Boyle	2	1898-99	5-2	.714	4-0	1-1	0-1	John McKenna	13	1953-65	62-60-8	.508	17-7	32-37-5	13-16-3
Sam Walker	3	1900-02	11-7-3	.595	8-0-3	2-2	1-5	Vito Ragazzo	5	1966-70	10-41	.196	3-9	5-24	2-8
W.W. Roper	2	1903-04	5-6	.455	5-2	0-2	0-2	Bob Thalman	14	1971-84	54-94-3	.368	30-27-2	19-61-1	5-6
I.B. Johnson	2	1905-06	6-9-1	.406	6-4-1	0-3	0-2	Eddie Williamson	4	1985-88	10-33-1	.239	5-10-1	2-21	0-2
C.S. Roller, Jr.	2	1907-08	8-5	.615	8-1	0-1	0-3	Jim Shuck	5	1989-93	14-40-1	.264	12-12	2-24-1	0-4
W.C. Gloth	2	1909-10	7-6-1	.536	6-1-1	0-4	1-1	Bill Stewart	3	1994-96	8-25	.242	5-10	3-13	0-2
Alpha Brummage	2	1911-12	14-2	.875	9-1	3-1	2-0	Ted Cain	2	1997-98	1-20	.048	1-9	0-11	0-0
Henry G. Poaque	1	1913	7-1-2	.800	6-0-1	0-1	1-0-1	Cal McCombs	7	1999-05	19-60	.241	13-27	5-32	1-1
Frank H. Gorton	3	1914-16	14-11-1	.558	12-2	0-4	2-5-1	Jim Reid	2	2006-07	3-19	.136	2-8	0-12	0-0
Earl C. Abell	1	1917	4-4-1	.500	4-0-1	0-1	0-3	Sparky Woods	7	2008-14	17-62	.215	15-22	2-40	0-0
Abell & M. Goodman	1	1918	1-3	.250	1-0	0-2	0-1	Scott Wachenheim	5	2015-19	11-45	.196	6-20	5-25	0-0
Red Fleming	1	1919	6-2	.750	2-0	1-1	3-1								
Blandy Clarkson	7	1920-26	45-20-2	.687	24-4	9-10-1	12-6-1								
W.C. Raftery	10	1927-36	38-55-5	.413	21-16-2	9-24-1	8-15-2								


*Athletic Director Donny White coached the final game of the 1998 season vs. The Citadel (L, 36-10), on an interim basis.

Alumni Memorial Field Records

Best Home Season:	5-0, 1977
Most Points Scored by a Team:	70, The Citadel vs. VMI, Nov. 17, 2007
Biggest Combined Score:	107, VMI 52 vs. Gardner-Webb 55, 3 OT, Oct. 22, 2005
Lowest Combined Score:	3, VMI vs. Richmond (0-3), Sept. 30, 1967
Longest Run From Scrimmage:	98, Granville Amos (VMI), vs. William & Mary, Sept. 19, 1964
Longest Pass Completion:	94, Mike Pusey - Gerald Harp (Western Carolina), Oct. 28, 1978
Longest Interception Return:	90, Robert Mason (VMI) vs. Lehigh, Sept. 24, 2005
Longest Kickoff Return:	100 yds., Reggie Evans (Richmond), Sept. 15, 1979
Longest Punt Return:	Richard Holland (VMI) vs. Furman, Sept. 23, 2000
Longest Punt:	89, Ricardo Clark (Marshall) Oct. 27, 1990
Longest Punt:	77, Joe Agee (William & Mary), Nov. 8, 1985
Most Field Goals:	5, Craig Jones (VMI), vs. William & Mary, Sept. 10, 1977
Longest Field Goal:	56, Grant Clemons (VMI), vs. Samford, Oct. 12, 2019
Most Individual Yards Rushing:	277, Thomas Haskins (VMI) vs. The Citadel, Nov. 16, 1996
Most Individual Yards Passing:	447, Austin Gahafer (Morehead State), Sept. 12, 2015
.....	447, Reece Udinski (VMI), Oct. 20, 2018
Most Individual Yards Receiving:	251, Kenny Cook (Gardner-Webb), Oct. 18, 2014
Most Individual Yards, Total Offense:	430, Austin Gahafer (Morehead State), Sept. 12, 2015
Most Individual Receptions:	16, William Morris (Davidson), Sept. 13, 2014
Most Passes Intercepted (Individual):	3, Marcus Johnson (The Citadel), Nov. 14, 1998
.....	Jim King (The Citadel), Oct. 22, 1970
.....	Kenny Booker (UT-Chattanooga), Oct. 20, 1984
Most Team Yards Rushing:	539, Georgia Southern vs. VMI, Oct. 2, 1999
Fewest Team Yards Rushing:	-28, VMI vs. ETSU, Sept. 14, 2018
Most Team Yards Passing:	498, William and Mary vs. VMI, Sept. 13, 1997
Fewest Team Yards Passing:	0, VMI vs. Richmond, Oct. 4, 2008
Most Team Total Offense:	688, UT-Chattanooga, Oct. 11, 1980
Most Combined Total Offense:	1138, VMI (648) vs. Presbyterian (490), Nov. 22, 2008
Most First Downs:	36, William & Mary, Oct. 12, 1991
Most Yards Penalized:	217, Richmond, Oct. 29, 1983
Most Passes Intercepted (Team):	6, Navy, Sept. 15, 1973
Most Fumbles Lost:	5, Appalachian State, Sept. 18, 1976 & Furman, Sept. 14, 1974
Largest Crowd:	10,000, VMI vs. Navy, Sept. 15, 1973
Smallest Crowd:	2,400, VMI vs. Davidson, Oct. 31, 1970



Dave Brown threw for 422 yards against Appalachian State on November 15, 1986.



Craig Jones kicked an Alumni Memorial Field record five field goals against William & Mary in 1977.

Honors & Awards

Henry Fairfax Ayers '06 Medal%

(Given to the Most Valuable Player)

1971 - George Ramsey, III
 1972 - Mac Bowman
 1973 - Eugene Williams
 1974 - Andy Dearman, III
 1975 - Ronnie Moore
 1976 - Kim Glidewell & John Willison, Jr.
 1977 - Glen Jones
 1978 - Robby Clark & Dale Ogg
 1979 - Walt Bellamy & Jeff Morgan
 1980 - Butch Hostetter
 1981 - Floyd Allen
 1982 - Melvin Rucker
 1983 - Anthony Agostinelli
 1984 - Mike Wooten
 1985 - Al Comer
 1986 - Keith Washington
 1987 - Dan Young
 1988 - Mark Stock
 1989 - Charles Plageman
 1990 - Wayne Purcell
 1991 - Dwayne Ross
 1992 - Kelly Holbert
 1993 - Kevin Reardon
 1998 - Andre Curtis
 1999 - Stillman Clark
 2000 - Richard Holland
 2001 - Chris Walsh
 2002 - Joey Gibson
 2003 - Derik Screen
 2004 - Robert Mason
 2005 - Robert Mason
 2006 - Sean Mizzer
 2007 - Tim Maypray
 2008 - Tim Maypray

Harry G. Lee '47

12th Man Award%

1989 - Frank Wilder
 1990 - Alvin Schmidt
 1991 - Matt Ankrum
 1992 - Brian Gliba

J. Smith Ferebee '27

Coaches' Award%

1989 - Mark Cager
 1990 - Turner Mebane
 1991 - Mike Perfetti
 1992 - Brian Jordan
 2005 - Travis Ludden
 2006 - Jonathan Wilson

Academic All-American

1976 - Bob Bookmiller (2nd Team)
 1978 - *Bob Bookmiller (2nd Team)
 - Craig Jones (1st Team)
 1979 - *Craig Jones (1st Team)
 1983 - David Twillie (2nd Team)
 1984 - David Twillie (1st Team)
 1986 - Dan Young (1st Team)
 1987 - Dan Young (2nd Team)
 1988 - Anthony McIntosh (1st Team)
 2018 - AJ Smith
 *Recipient NCAA Postgraduate scholarship

Dr. Martin D. Delaney, Jr. '28 Award%

(Originally begun as the Award of Honor, it was then given to the Most Improved Football Player.)

1958 - John Engels
 1959 - Marty Caples
 1960 - Not Awarded
 1961 - Dewitt Worrell
 1962 - Not Awarded
 1963 - Not Awarded
 1964 - Richard Phillips
 1965 - Unknown
 1966 - James B. Clarke
 1967-70 - Not Awarded
 1971 - Tom Napier and Walt Chalkley
 1972 - Blake Thomas
 1973 - Cliff Biram
 1974 - Ron Bongiovanni
 1975 - Ray Brooks
 1976 - Ralph George
 1977 - Jim Reynolds
 1978 - Allan Soltis
 1979 - Rick Gilbert
 1980 - Jeff White
 1981 - Ozzie Belcher
 1982 - Dan Martin
 1983 - Frank Ladson
 1984 - Neil Lowenstein
 1985 - Kevin Washington
 1986 - Erich Diehl
 1987 - Phil Riggleman
 1988 - John Adametz
 1989 - Tony Douglas
 1990 - Chris Witts
 1991 - Andy Andrews
 1992 - Robert Gay
 1993 - Robert Gay
 1998 - Darius Parker
 1999 - Matt Kluk
 2000 - Bryan Rodriguez
 2001 - Michael Kirk
 2002 - Musa Sarki
 2003 - Jonathan Wilson
 2004 - Kirk Monteleone
 2005 - Mike Maleski
 2006 - Jeff Marcey
 2007 - George Handler
 2008 - Zach Collins

National Football

Foundation

Scholar-Athletes

1978 - Bob Bookmiller
 1979 - Craig Jones
 1982 - Teddy Gottwald
 1984 - David Twillie
 1987 - Dan Young
 1988 - Anthony McIntosh
 1989 - Charles Plageman

Keydets in the NFL

Sam Horner - Washington Redskins (1960-61), New York Giants (1962-63)
Pete Johnson - Chicago Bears (1959)
Joe Muha - Philadelphia Eagles (1946-50)
Bosh Pritchard - Philadelphia Eagles (1942, 1946-51), New York Giants (1951)
Vince Ragunas - Pittsburgh Steelers (1949)
Ray Reutt - Pittsburgh-Philadelphia Steagles (1943)

Mark Stock - Pittsburgh Steelers (1989),

Washington Redskins (1993 & 1994) & Indianapolis Colts (1996)

Bobby Thomason - Los Angeles Rams (1949), Green Bay Packers (1951), Philadelphia Eagles (1952-57)

Mike Wooten - Washington Redskins (1987)

Keydets in the CFL

Thomas Haskins - Montreal Alouettes (1997-2002)

Tim Maypray - Montreal Alouettes (2010-11)

Keydets in Post-Season Play

Floyd Allen, Senior Bowl (1982)
 Lorenzo Carpenter, All-America Classic (1992)
 Andy Dearman, All-American Bowl (1975)
 Howard Dyer, Senior Bowl (1961) & All-American Bowl (1961)
 Jay Grumbling, Blue-Gray (1951)
 Weir Goodwin, Blue-Gray (1951)
 Sam Horner, Blue-Gray (1960)
 Jack Hutchinson, Blue-Gray (1948)
 Craig Jones, Hula Bowl (1980)
 Jim McFalls, Senior Bowl (1959)
 Joe Muha, Blue-Gray (1942)
 Bosh Pritchard, Blue-Gray (1941)
 Mark Stock, East-West Shrine (1989) & Senior Bowl (1989)
 Paul Shu, Blue-Gray (1939)
 Joe Stump, Blue-Gray (1948)
 Bobby Thomason, Blue-Gray (1948)
 Cameron Thompson, Blue-Gray (1948)
 Gene Williams, All-American Bowl (1974)
 John Willison, All-American Bowl (1977)

SoCon Player of the Year

1957 - Bobby Jordan
 1960 - Howard Dyer

SoCon Freshman of the Year

1992 - Marlon Anderson (Coaches' only)
 2001 - Titus Green
 2014 - Al Cobb

SoCon Athlete of the Year

1953-54 - Johnny Mapp

SoCon Coach of the Year

1957, 1959, 1962 - John McKenna
 1974, 1981 - Bob Thalman
 2002 - Cal McCombs

SoCon Jacobs Blocking Trophy

1938 - Andy Trzeciak
 1940 - Billy Walker
 1960 - Lou Shuba
 1974 - Andy Dearman
 1979 - John Shuman
 1991 - Lorenzo Carpenter

Big South Scholar-Athlete of the Year

2008 - Jacob Rochester

Defender of the Nation (Nagurski Foundation)

2017 - Greg Sanders

Keydets In The Record Books

NCAA Record Holders

Single-Game (Team)

Fewest Passing Yards Allowed.....(-16), vs. Richmond, 1957 (FBS Record)
Most Defensive Extra Points Scored.....2, vs. Davidson, Nov. 4, 1989 (tied FCS Record)

Single-Season (Individual)

Most Pass Attempts Without an Interception.....368, Reece Udinski, 2019 (FBS Record)
Most Punts.....101, Jim Bailey, 1969 (FBS Record)

Single-Season (Team)

Most Defensive Extra Points Scored.....2, 1989 and 2008 (tied FCS Record)

Southern Conference Record Holders

Single-Game (Individual)

Most Rushing Attempts.....52, Tom Sowers vs. Davidson, 1968
*** Highest Field Goal Pct.**100%, (5-5) Craig Jones vs. William & Mary, 1977
*** Most Punts**.....13, Jim Bailey vs. West Virginia, 1969
*** Longest Run from Scrimmage**.....98 yards, Granville Amos vs. W&M, 1964
*** Longest Interception Return**.....100 yards, Andy Tucker vs. Richmond, 1961

Single-Game (Team)

Most Rushing Attempts.....90, vs. East Tennessee State, 1990
*** Fewest Pass Completions Allowed**.....0 vs. Va. Tech, 1976
Fewest Yards Allowed Passing.....(-16), vs. Richmond, 1957

Single-Season (Individual)

Most Punts.....101, Jim Bailey, 1969
Highest Punting Average.....47.4, Brent Barth, 2002
Highest Yards/Catch (40 rec. minimum).....25.0, (45-1123) Mark Stock, 1986

Single-Season (Team)

*** Interceptions**.....28, 1959
 * = Tie for record

Southern Conference Award Winners

Player of the Year

1957.....Bobby Jordan
 1960.....Howard Dyer

Coach of the Year

1957.....John McKenna
 1959.....John McKenna
 1962.....John McKenna
 1974.....Bob Thalman
 1981.....Bob Thalman
 2002.....Cal McCombs
 2019.....Scott Wachenheim (Coaches)

Jacobs Blocking Trophy

1938.....Andy Trzeciak
 1940.....Billy Walker
 1960.....Lou Shuba
 1974.....Andy Dearman
 1979.....John Shuman
 1991.....Lorenzo Carpenter

Freshman of the Year

1992.....Marlon Anderson (Coaches' only)
 2001.....Titus Green
 2014.....Al Cobb

Athlete of the Year

1953-54.....Johnny Mapp

Big South Conference Record Holders

Single-Game (Individual)

Most Rushing Yards (QB).....235, Tim Maypray vs. Presbyterian, 11/22/08
Avg. Yards Per Reception (5-9).....41.8, Tim Maypray vs. Char. Southern, 11/3/07
*** Field Goals Made**.....4, Matt Sharpe vs. Gardner-Webb, 10/18/03
4, Matt Sharpe vs. Coastal Carolina, 11/1/03
*** Field Goal Percentage**.....100% (4-4), Matt Sharpe vs. Gardner-Webb, 10/18/03
*** Punt Returns**.....6, John Puvogel, vs. Austin Peay, 11/8/03

Single-Game (Team)

*** Field Goals Made**.....4, vs. GWU, 10/18/03
4, vs. Coastal, 11/1/03
*** Field Goal Percentage**.....100.0 (4-4), vs. Gardner-Webb, 10/18/03

Single-Season (Individual)

Most Rushing Yards (QB).....1,266, Tim Maypray, 2008
Most Rushing Touchdowns (QB).....12, Tim Maypray, 2008
*** Total Tackles**.....144, Derik Screen, 2003
Assisted Tackles.....86, Justin Huggard, 2005

Single-Season (Team)

Most Rushing Yards.....3,932, 2008
Rushing Yards Per Game.....357.5, 2008
Rushing Yards Per Carry.....6.4, 2008
Yards Per Completion (Passing).....23.69, 2008
Yards Per Attempt (Passing).....9.92, 2008
Fewest Interceptions Thrown, Season.....3, 2006
Punt Returns, Season.....34, 2003
Average Time of Possession.....34:46, 2007
Fewest Sacks Allowed.....5, 2009

Career (Individual)

All-Purpose Yards.....6,129, Tim Maypray, 2006-09

Big South Conference Award Winners

Scholar-Athlete of the Year

2008.....Jacob Rochester

Freshman of the Year

2006.....Tim Maypray

Conference Records

Southern Conference			1994	1-7	9th
Year	Record	Finish	1995	3-5	6th
1953	3-3-0	5th	1996	3-5	6th
1954	4-3-0	5th	1997	0-8	9th
1955	1-6-0	9th	1998	0-8	9th
1956	2-3-1	6th	1999	0-8	9th
1957	6-0-0	1st	2000	1-7	8th
1958	2-2-1	4th	2001	1-7	8th
1959	5-0-1	1st	2002	3-5	5th
1960	4-1-0	1st	2014	1-6	8th
1961	4-2-0	3rd	2015	1-6	8th
1962	6-0-0	1st	2016	1-7	9th
1963	3-1-2	3rd	2017	0-8	9th
1964	1-4-0	8th	2018	0-8	9th
1965	3-2-0	4th	2019	4-4	6th
1966	1-4-0	8th	VMI also tied for the Southern Conference Championship in 1951.		
1967	2-3-0	5th			
1968	1-3-0	5th			
1969	0-4-0	6th			
1970	1-4-0	7th			
1971	1-4-0	6th			
1972	1-5-1	6th			
1973	2-4-0	6th			
1974	5-1-0	1st			
1975	2-4-0	6th			
1976	2-3-0	5th			
1977	4-1-0	1st			
1978	1-4-0	6th			
1979	4-1-0	2nd			
1980	1-4-1	6th			
1981	3-1-1	2nd			
1982	2-3-0	6th			
1983	1-5-0	6th			
1984	1-4-0	8th			
1985	1-4-1	7th			
1986	1-5-0	7th			
1987	2-4-0	5th			
1988	1-5-0	6th			
1989	1-4-1	6th			
1990	1-5-0	7th			
1991	2-5-0	6th			
1992	1-6	7th			
1993	1-7	9th			

Big South Conference			Year	Record	Finish
2003	2-2	3rd	2004	0-4	5th
2005	2-2	T-3rd	2006	0-4	5th
2007	0-4	5th	2008	1-4	T-5th
2009	1-5	6th	2010	2-4	5th
2011	2-4	T-5th	2012	1-5	6th
2013	1-4	6th	2013	1-4	6th

All records on this page are accurate through the 2016 season.

Lettermen (1950-2019)

A-A-A-A

Howard Abegesah, 2006-09
 Jerry Acuff, 1969-70
 John Adametz, 1986-88
 Joe Adeebe, 1950
 Anthony Agostinelli, 1980-83
 Tre Akande, 2019
 Jeff Akers, 1997, 1999
 Damiso Alexander, 2007-10
 Hayden Alford, 2014-15
 Byron Allen, 2008-11
 Floyd Allen, 1978-81
 Terrrell Allen, 2005-06
 Will Alley, 1998-2000
 Mike Alston, 1976-79
 Kellam Ames, 1984
 Granville Amos, 1962-64
 Rudy Amos, 1961-62
 Bill Anderson, 1952
 Mel Anderson, 1958
 Marlon Anderson, 1992-95
 Ryan Anderson, 2005
 Josh Andre, 2017-19
 Andy Andrews, 1989-91
 Mike Andriiunas, 2001
 Fred Anson, 1950
 Leslie Apedoe, 1999
 Robbie Appell, 2005-06
 Frank Arbruzzese, 1966
 Dewayne Arkadie, 1989-93
 Butch Armstead, 1959-61
 Jason Armstead, 1998-2001
 Greg Arnett, 1974-77
 Joe Arnold, 1973-76
 Keashawn Artis, 2005-07
 Darnell Ashton, 2013-15
 Bill Ator, 1988-89
 A.J. Augustine, 2012-13
 Mark Austin, 1995
 Jeff Ax, 1985

B-B-B-B

Steve Bader, 1981
 Brett Badgett, 1994
 Lee Badgett, 1958-60
 Bill Bailey, 1974
 Jim Bailey, 1969-71
 Rob Bailey, 2008-11
 Barry Baker, 1973
 Jack Baker, 1994
 Jonathan Baker, 2017-19
 Zach Baker, 2015-18
 Curt Baldwin, 1986
 Todd Baldwin, 2002-05
 Bob Ball, 1970-72
 Barry Ballard, 1981
 Steve Ballowe, 1969
 John Bangley, 1979
 Fred Barber, 1993
 Keith Barber, 1976-77
 Troy Barden, 2015-16
 Keith Barfield, 1973
 Furnace Barnes, 2005
 Lee Barnes, 1966-68
 Jeff Barnes, 1987-89
 Marcus Barnes, 2002-05
 Jason Barnett, 1992-93
 Bryan Barnson, 2007-10
 Chris Barnwell, 1988
 Austin Barrette, 2017-19
 William Barringer, 1989
 Leon Barrow, 2006-07
 Brent Barth, 1999-2002
 Don Basham, 1956
 Stan Bass, 1981-82
 Richard Bates, 1977-78
 Terry Batts, 1992
 Tom Baur, 1972
 Truman Baxter, 1957-58
 Biff Beale, 1988, 1990
 Chuck Beale, 1961-63
 Jabarr Bean, 1994-97

Jack Beason, 1995-96
 Greg Beck, 1976-77
 Austin Beckham, 1978-81
 Foster Beeker, 1996
 Bob Beerbower, 1971
 Vern Beitzel, 1970-71
 John Bell, 1999-2002
 Willie Bell, 2005-06
 Mike Bellamy, 1977-79
 Walt Bellamy, 1977-79
 Joe Benda, 1977-78
 Charles Bennett, 1996-98
 Jeff Berkley, 1994
 Kirby Bernick, 1950
 Imani Bey, 2017-18
 Bob Biddle, 1966-68
 Cliff Biram, 1972-73
 Rick Biram, 1973
 Charlie Bishop 1966-67
 Brandon Bissell, 1995-97
 Bill Black, 1961-63
 Mark Black, 1985
 Eddie Blair, 1969-71
 Matt Blaser, 2017-18
 Ozzie Blecher, 1981
 Aaron Blue, 2008-11
 Andy Boardman, 1976
 James Boatright, 2007-11
 Brendon Bock, 2012, 14
 Larry Boese, 1964-65
 Bill Boland, 1970-71
 Clinton Bond, 1998
 Ron Bongiovanni, 1972-74
 Tommy Bonnett, 1950-52
 Bob Bookmiller, 1976-78
 Ross Booth, 1998-99, 2001, 2004
 Cole Boronite, 2017
 Mark Bornhorst, 1982-84
 Jerry Borst, 1955-58
 Julian Bowers, 2008-10
 Riley Bowling, 2018-19
 Mac Bowman, 1970-72
 William Bowman, 1984
 A.S. Boxley, 1951, 1953
 John Boyd, 1961-62
 Tom Boyer, 1996-99
 Danny Bradach, 1973-76
 Mike Bradley, 1999-2002
 Jared Braiman, 2017
 Art Brandriff, 1957-58
 Ben Brandt, 2007-10
 Adam Brankamp, 2000-01, 2004
 Fritz Braunlich, 1986
 Keith Braxton, 1993-996
 David Brazier, 1989
 James Breckinridge, 1964-66
 Steve Breeding, 1969-71
 Shawn Breen, 1999
 Bill Brehaney, 1951-52
 Elliott Brewster, 2017-19
 Dexter Bridge, 2011-12
 Trent Bridges, 1983-86
 Corey Bridy, 2018-19
 Max Brimigion, 2019
 Jason Brinkmoeller, 2002
 Mark Bristol, 1985-87
 Jay Brock, 1982
 Cabell Brockman, 1997-98
 Hal Brodie, 1971-72
 George Brooks, 1970-72
 Ray Brooks, 1973-75
 Travis Brooks, 1998
 Jamie Browder, 1965
 Dave Browner, 1986-88
 Frank Brown, 1980
 George Brown, 2017-18
 Jeff Brown, 1984
 Jim Brown, 1975
 Joey Brown, 2016-17
 J.R. Brown, 1997
 Marcus Brown, 2004-07
 Rick Brown, 1989

Robert Brown, 2004-07
 Sam Brown, 2000-03
 Steve Brown, 1999-2000
 Tony Browne, 1998-2001
 Cole Brummit, 2016-18
 Henry Bruno, 1971
 William Bruant, 1966
 John Buchanan, 1994
 John Budde, 1978-80
 Glen Buck, 1989
 David Budlong, 1995-98
 Chris Bunn, 1986-87
 Will Bunton, 2017-19
 Zohn Burden, 2002-05
 Jim Burg, 1965-67
 Robert Burns, 1984-86
 Doug Burton, 2012-14
 Keith Burwell, 1992-93
 Scott Burris, 1996-98
 Joe Bush, 1962-64
 Ashley Butler, 1969
 Charlie Byrd, 1951-54
 Jimmy Byron, 1952

C-C-C-C

Alonzo Cabell, 1990-92
 Mark Cager, 1986-89
 Don Caldwell, 1979
 Emilio Calvin, 2008-11
 Ernie Campbell, 2019
 Randy Campbell, 1959-61
 Tom Campbell, 1967-69
 Sawaar Canady, 2017-19
 John Candler, 1959-61
 Martin Caples, 1958-60
 Thomas Carboni, 1981-83
 Skip Carleton, 1999-2002
 Greg Carlson, 2001-02
 Paul Carlton, 1950-52
 Devin Carper, 2017-19
 Lorenzo Carpenter, 1989-92
 Ward Carr, 1968
 Al Carter, 1988, 90
 Brett Carter, 1988
 Karee Carter, 2015
 Linwood Carter, 1965
 Scott Carter, 1981, 83
 Troy Carter, 1952-53
 Hunt Cary, 1991-92
 Jon Casarotti, 1990-91
 Ethan Caselberry, 2018-19
 Adam Casteel, 2000-02
 Ryan Cates, 1998-2001
 Christopher Caudill, 1982
 John Caufield, 1970
 Gene Cauthen, 1998-2001
 Jack Caussin, 2019
 Chip Chace, 2005
 Walt Chalkley, 1971
 Bruce Chambers, 1970-72
 Jarvis Chandler, 2019
 John Chapla, 1965-66
 Shawn Chapman, 2010-12
 Justin Chetney, 2006
 Robbie Chenaunt, 1997-99
 John Chicoli, 1986
 John Chisholm, 2000
 Cale Christensen, 1994-97
 Dillon Christopher, 2013-16
 George Chumbley, 1950-52
 Eric Church, 2008-10
 Chris Clark, 1984-87
 Jeff Clark, 1992
 Jordan Clark, 1994, 1996-98
 Melvin Clark, 1973
 Robby Clark, 1975-78
 Robert Clark, 1990-93
 Ryan Clark, 2016-19
 Stillman Clark, 1999-2000
 Troy Clark, 1985-87
 James Clarke, 1966
 Amon-Ra Clay, 2014-15

Phil Clayton, 1970
 Grant Clemons, 2017-19
 Tyren Cloyd, 2017-19
 Adrian Cmerek, 2002-04
 Al Cobb, 2014-16
 Barry Coceano, 1981-83
 Bronson Cocke, 2013
 Jerry Codutti, 1972-75
 Clifton Coger, 1984-86
 Bernie Colacicco, 1983, 1985
 Charlie Cole, 1961-63
 Mike Cole, 1971-73
 Tommy Cole, 1976
 Jimmy Coley, 1950
 Matt Coley, 1994-97
 Jud Collier, 1969
 Nick Collins, 1976-78
 Ray Collins, 1952, 1954
 Robert Collins, 2010-12
 Zach Collins, 2006-09
 Lucas Combs, 2007
 Alvin Comer, 1983-85
 Mike Conaway, 1973, 1976
 Steve Conlan, 1970
 Ian Connor, 1989
 Tony Conques, 1971
 Mark Conway, 1969-70
 James Cook, 1982
 Kelly Cook, 1994-97
 Michael Cook, 1983
 Bobby Cooper, 1954
 Emmanuel Cooper, 2011-14
 Chris Copeland, 2013-15
 Bob Copty, 1967-68
 Tim Cordle, 1978
 William Corn, 1980-82
 Alex Correll, 2002-04
 Joe Corsaro, 1977-78
 Torre Costin, 1994
 Ben Cottrell, 1980
 Charles Coulson, 1951
 Austin Coulling, 2016-18
 Scott Council, 1988-91
 Craig Cox, 1976-79
 Daniel Cox, 2019
 Tim Cox, 1977-79
 Monty Craft, 1989
 Allen Craftsberg, 2014-17
 Bruce Crawford, 1972-72
 Travis Crittenden, 2002
 John Cross, 1991-93
 Jason Crowder, 1994-97
 Edwin Cruz, 2008
 Donnie Cumberland, 1973
 Don Cupit, 1969-70
 Tom Curran, 1995-97
 Andre Curtis, 1995-98
 Jack Curtis, 2007, 09
 Bill Currence, 1964
 Gene Cury, 1952

D-D-D-D

Warren Dabney, 2018-19
 Kevin Daigh, 1969-71
 Bobby Dale, 1956-58
 Bryan Dalton, 1998
 Jim Daly, 1983-85
 Tom Daniel, 1958-59
 Sam Daniels, 1993-94
 David Darden, 1988
 Louis Darden, 1978-80
 Eric Davidson, 1989-90
 Bill Davis, 1961-63
 Brad Davis, 2017-19
 Chip Davis, 1974, 1976
 Conrad Davis, 1961-63
 Craig Davis, 1989
 James Davis, 1989-90
 Joey Davis, 1991
 Josh Davis, 2019
 Robert Davis, 1984-85
 Benny Day, 1956-57

Chip DeCarli, 1975-76
 Bruce DeGroot, 1972
 Frank DeLaine, 1973-75
 Andy Dearman, 1972-74
 Daryl Deke, 1981
 Noah Delaney-Manuel, 2017-19
 Kuony Deng, 2016-17
 DJ Dennis, 2018-19
 Cal Depew, 1968
 D.J. Derezno, 1986
 Bill Dermott, 1965
 Mason Dermott, 2016-18
 James Devens, 2011
 John Devlin, 1991-94
 Robert de Wolff, 2013-15
 John Dick, 1973
 Erich Diehl, 1985-87
 Chuck Dinninger, 1950-52
 Charles Dixon, 2019
 Tivris Dixon, 1995-97
 John Dodge, 1981
 Patrick Dolan, 2017
 Steven Doldy, 2019
 Pat Donahue, 1984
 Tom Dooley, 1955
 Chris Doss, 1991-93
 Patrick Doucette, 2014-17
 Justin Douglas, 1996-98
 Tony Douglas, 1988-1990
 Matt Dowler, 2002-05
 Lou Drake, 1953
 Robert Draper, 1985
 Peter Dreisbach, 2003
 Steve Dudek, 1992-93
 Mike Dugan, 1971-72
 Tom Dumouchelle, 1988
 Brian Duncan, 2003-05
 Ed Duncan, 1960
 J.R. Dunkley, 1960-61
 Leslie Dunnaville, 1979-81
 Andrew Dunnington, 1992-94
 Wyatt Durette, 1959-60
 John Durst, 1969-71
 Walt Duryea, 1963
 Howard Dyer, 1958-60

E-E-E-E

Tommy Earle, 1977-79
 Frank Easterly, 1966-68
 David Eberhardt, 2012-13
 Kris Edelman, 1991-92
 Mike Eden, 1978-81
 Heath Edmiston, 1994-97
 Mike Edwards, 1993-95
 Jerry Eggleston, 1950
 Claud Eley, 1950-51
 Greg Ellen, 1994-97
 Hill Ellett, 1964-66
 David Ellington, 1969-70
 Brian Ellis, 2015
 Frank Ellis, 2007-08
 Billy Elmore, 1955-56
 Aladdin Elroumy, 2019
 John Engels, 1956-58
 Denton Ensminger, 2011-12, 14-15
 Eric Ensley, 1993
 Greg Enterline, 1982-84
 Bobby Epps, 2008
 Dick Evans, 1957-59
 Nick Evanusich, 1955-57
 Chi Chi Ezekwe, 2006-07

F-F-F-F

Jon Fabyonic, 1992-94
 John Falzone, 1965-66
 Lou Farmer, 1955-56
 Tony Farry, 1972-74
 Josh Favarro, 2007-10
 Martin Fedenko, 1977-79
 Tyler Fedison, 2017-18
 Greg Fedor, 1997-2000
 Neal Felty, 1983-84
 Dick Fencel, 1953-54
 Demond Ferebee, 1993-94, 96
 Tom Ferguson, 1974-77
 Chris Ferrill, 2017-18

Thomas Felvey, 1950, 1952
 Doug Finlayson, 1970
 Al Florini, 1963
 Martin Fisher, 1957
 Rusty Fitzgerald, 1963-65
 Jason Fletcher, 1996
 W.F. Flood, 1970
 Raymond Flowers, 1989-92
 Spour Fludd, 2018
 Mike Foesch, 1990-91
 Mike Foley, 1951-54
 Wade Foltz, 1979-81
 Lee Foresman, 1976
 Dane Forlines, 2013-16
 Jimmy Foster, 1955
 Wes Foster, 1955
 Andy Fox, 1996-97
 John Fox, 2003-05
 Vicheal Foxx, 2002-03, 2005
 Paul Fraim, 1968-70
 Joe France, 1987
 Ryan Francis, 2014-17
 Patrick Dolan, 2017
 John Frankeberger, 1950-51
 Declan Franklin, 2019
 Bob Franks, 1971-73
 Scott Frazier, 2015-16
 Xavier Frederick, 2019
 Mike Freeman, 1975-77
 Todd Frewald, 1985-87
 Tim Friece, 1998, 2000
 Dan Fritz, 1979-80
 Brian Froehlich, 1990, 1992-93
 Teray Frost, 1997-2000
 James Fruehan, 2011-14
 Bill Fuller, 1986
 Keith Fuller, 1991
 Caleb Furlow, 2011-13, 15
 Glen Furr, 1972-74

G-G-G-G

Aaron Gallagher, 2017-19
 Charlie Garbett, 2019
 Pedro Garcia, 1998-99, 2001-02
 Johnny Garnett, 1974-77
 Jay Garrett, 1998-2000
 J.C. Garvin, 2014-16
 Ty Garvin, 2011-13
 Montrece Gating, 2017
 Robert Gay, 1992-93
 Tony Gentile, 1966-68
 Ralph George, 1973-76
 Andre Gibson, 1975-77
 Joey Gibson, 1999-2002
 Johnny Gilbert, 1952
 Rick Gilbert, 1978-79
 Don Giles, 1962-63
 Marshall Gill, 2018-19
 Jim Sam Gillespie, 1957-58
 Jim Sam Gillespie III, 1992
 Jeff Gillette, 1994
 Chris Gilliland, 2004-06
 Ed Glackin, 1973-76
 Chal Glenn, 1979
 Brian Gliba, 1993-95
 Kim Glidewell, 1973-76
 Dutch Goddard, 1974-77
 Geoff Goff, 1991-94
 Terrrell Golden, 2004-05
 Jose Gomez, 1977-78
 Tim Gompers, 1974-75, 1977
 Steve Good, 1969
 .O. Goode, 2012
 Weir Goodwin, 1950-51
 Rick Goodwin, 2006-07
 Teddy Gottwald, 1979-82
 Andrew Gore, 2006-07
 Patrick Goulden, 2011-13
 Erwin Grabisna, 1984
 Bill Graf, 1950
 Keith Graham, 1999-2002
 Stephen Graham, 2017
 Bo Grant, 1974-76
 Mark Graybill, 1960-61
 Anthony Green, 1976, 1978

Titus Green, 2001, 2003, 2005
 Xavier Greenfield, 2016-17
 J.J. Gregory, 1986
 John Griffin, 1965, 1967-68
 Marcus Griffin, 1995
 Rick Griffith, 1969-70
 Bill Grigg, 1978, 1980-81
 Dan Gries, 1992-94
 A.J. Gross, 2008-11
 Jay Grumbling, 1950-51
 Marvin Gundy, 1993
 Bill Guy, 1952-53

H-H-H-H-H

Bob Habasevich, 1966-68
 Bill Haberlein, 1958-60
 Tracy Hairston, 2008-11
 Rusty Hale, 1989-91
 Eric Hall, 2003-06
 John Hall, 1970-72
 Mike Hall, 1979-81
 Tom Halliday, 1967, 1969
 Tony Hamilton, 1976-78
 Phil Hamric, 1959
 George Handler, 2006-09
 Jaylon Haney, 2019
 Bradley Hann, 2013-16
 Chris Harper, 2010-13
 Steve Harrington, 1966-68

I-I-I-I

Wilson Ileso, 2006
 George Inge, 1988-90
 Tom Inge, 1959
 Jim Ingram, 1970-71
 Mike Inteso, 1987
 Richard Irby, 1964, 1966
 Clark Irvine, 2011-12
 Garland Isaacs 1972, 1974
 Steve Isola, 1991
 Gabe Itoka, 2007-10
 Gordon Ivascu, 1980

J-J-J-J

Carl Jackson, 1978
 Darnius Jackson, 1994, 1996-98
 Kendrick Jackson, 2017-19
 Michael Jackson, 2018-19
 Nathaniel Jackson, 2004-07
 P.J. Jackson, 1998-2000
 Chad Jacob, 2014-16
 Alex James, 2012-15
 Oliver James, 1979-80
 Raleigh James, 1972
 Paul Janshego, 1954-55
 Greg Jarvis, 1987
 Tony Jaworski, 1970-71
 Jaylen Jefferson, 2017-18
 Rajah Jenkins, 2008
 Butch Jennings, 1990-91
 Mike Jesensky, 1979
 Thomas Jewett, 1980-82
 Ayden Jilson, 2018-19
 Andre Johnson, 1992-94
 Arturo Johnson, 1987
 Carter Johnson, 2018-19
 Chancellor Johnson, 2019
 Chris Johnson, 1986
 Christian Johnson, 2003-04
 Critt Johnson, 2018-19
 Darrian Johnson, 2014-15
 Derrick Johnson, 1983-86
 Deshawn Johnson, 1994-96
 Emilio Johnson, 2018
 John Paul Johnson, 1955
 Kyle Johnson, 2006-08
 Marlon Johnson, 1995
 Michael Johnson, 2009-11
 Pete Johnson, 1956-58
 Spike Johnson, 1992-93
 William Johnson, 1973
 Curtis Johnston, 1980-81
 Donnie Johnston, 2002-04
 Duke Johnston, 1956-57

Ray Holloway, 2004
 Rod Hollowell, 1960
 Avi Hopkins, 1995-97
 Sam Horner, 1957-59
 Butch Hostetter, 1977-80
 Charles Houk, 1995-97
 Brett Howell, 2018-19
 Tommy Howell, 1970
 Craig Howard, 1999-2001
 Jeff Hubbard, 1992-94
 Jim Hubbard, 1987-89
 Tre Hubbard, 2017
 Paul Hudson, 1950-51
 Justin Huggard, 2002-05
 Kyle Hughes, 2006-09
 Kamau Hull, 2001, 2003-05
 Michael Hulyo, 1981-84
 James Hummer, 2009
 Devone Humphrey, 2017-18
 Jay Hunt, 1997-98
 Scott Hunter, 1985
 Larry Hupertz, 1977-79
 Joe Hurley, 1986-88
 Eric Hutchings, 1973-76
 Mike Hutchings, 2006
 Myles Hutchinson, 1951
 William Hyman, 2013

K-K-K-K-K

Vic Kane, 1991-92
 Carl Kasko, 1956-58
 Rick Kastleberg, 1973
 Liam Kauthe, 2018-19
 Verne Keefer, 1956-58
 Frank Keeney, 2007
 Chris Keever, 1989-91
 John Keilty, 2007
 Jake Keith, 2016-17
 Jehan Keitt, 2003
 Christian Kelly, 2006-07
 Mike Kemp, 1987-89
 Yerry Kenneally, 1970
 Don Kern, 1959-60
 Alex Keys, 2013-16
 Rick Killmeyer, 1992-94
 Scott Kimball, 1983
 Mike Kimberly, 1989
 Reed King, 2017-19
 Randy Kinsey, 1970
 Robert Knislow, 1951
 Michael Kirk, 2000-03
 Ted Kirk, 1969-71
 Bill Kirkland, 1957-78
 Bruce Kitchen, 1979
 Karl Kinar, 1951-53
 Wes Kite, 2000, 2002
 Matthew Kluk, 1999-2002
 Don Komara, 1980-81
 Eric Kordenbrock, 2010-13
 Ken Kovac, 1986
 Chima Kpaduwa, 2017-19
 Uzoma Kpaduwa, 2015-18
 Travis Kraft, 1994
 Andy Kratt, 1996
 Jerry Kress, 1954
 Steve Krickovic, 1985-86
 Kerr Kump, 1967-68
 Tom Kurkoski, 1957-59

L-L-L-L-L

Bob LaPosta, 1965
 Frank Ladson, 1982-83
 Darian Lafferty, 1999-2001
 Jim Lambert, 1965
 Mark Lambert, 1975-77
 Pete Lampman, 1986-88
 Butch Land, 1962
 John Landry, 1970-72
 Jack Lanford, 1950-52
 Javeon Lara, 2016-19
 Jay Lasek, 1980-82
 Boo Lassiter, 1989-90
 John Lauerman, 1950
 Charlie Lavery, 1952-55
 Brad Lawrence, 1988
 Najee Lawrence, 2017-19
 Steve Lawrence, 1975
 David Lawson, 1993
 Mark Layne, 1978-80
 Carl LeBourdais, 1954-56

Bill Leck, 1950
 Mike Ledford, 1992-93
 Jerry Ledlow, 1985
 Bob Lee, 1964
 John Lee, 1984
 Tommy Leemon, 1969
 Ken Legum, 1959-61
 Rob Leighty, 1950-51
 Brian Lengvarsky, 1997-99
 Al Lester, 1994-97
 Bruce Leve, 1962
 Aaron Lewis, 2009-12
 Andrew Lewis, 2013-16
 Austin Lewis, 2009
 Cornell Lewis, 1995-97
 Charlie Liesfeld, 2003-06
 Caleb Lindsey, 2014, 2016
 Brad Lipscomb, 2013, 15-16
 Brian Lipscomb, 2015-17
 Scott Lipscomb, 1980-83
 Tommy Lloyd, 2004-07
 Zack Lockhart, 2017
 Bob Lockridge, 1968-70
 Dickie Lockridge, 1979
 Colin Loftis, 2017-18
 Jimmy Lofton, 1972-75
 John Long, 1981-84
 Chip Louthan, 1974
 Howie Lowden, 1994-96
 Jack Lowden, 1950
 Neil Lowenstein, 1982-84
 Will Lucas, 2010-13
 Travis Ludden, 2005-08
 John Ludt, 1967-69
 Allan Lunsford, 1989-90
 Frank Lumpkin, 1978
 Rich Lykins, 1970
 Dan Lyle, 1989-92
 Josh Lyles, 2001-04
 Terrell Lynch, 2009, 11
 Dick Lyons, 1952, 1954-55
 Bradley Lythgoe, 2017-18

M-M-M-M-M

Travis Mabrey, 1987-89
 James MacDonald, 1950-51
 Gary Mackey, 1966-68
 Mike Maguigan, 1966, 1968
 Jade Maher, 2016-17
 Michael Mahoney, 1966
 Abey Malave-Lopez, 2000-02, 04
 Brian Malast, 2000, 2002-03
 Mike Maleski, 2002-05
 Jimmy Mallis, 1986
 Seth Mallory, 2015-17
 Aljareek Malry, 2019
 Sai Mancuso, 2018-19
 Tristan Mann, 2019
 Thomas Manning, 1984
 Cameron Manuel, 1979
 Johnny Mapp, 1951-53
 Jeff Marcey, 2006-07
 Andrew Marcotte, 2011-14
 Ted Mariani, 1951-52
 Alvin Markhand, 1950-51
 Chuck Marks, 1967-68
 Miguel Marshall, 2010-11
 Dan Martin, 1980-82
 Dave Martin, 1955
 Rohan Martin, 2016-19
 Curtis Mason, 1989-92
 Robert Mason, 2002-05
 Art Massaro, 1982-84
 Kevin Massenburg, 1982
 Gabe Massie, 1976
 Gabe Mastrobuno, 1977-80
 Kip Mattis, 1987
 Rick Mattoso, 1995
 Dontae Mauck, 2015
 Lawrence Mauck, 1976
 Matt Maxey, 1999-2002
 Jonathan Mayo, 1992-94

Mike Mayo, 1984-87
 Tim Maypray, 2006-09
 Connor Mays, 2011-13
 Pete Mazik, 1962-63
 Anthony Mazza, 1951
 Jim McCallum, 1952
 Chuck McCarthy, 1984
 Nick McCarthy, 2019
 Pat McCarthy, 1977-79
 Tom McCarthy, 1982-85
 Travis McDaniel, 1991-93
 Pat McDowell, 1997, 2000
 Jim McFall, 1955-58
 Dick McFarlin, 1950
 Bill McGarrah, 1984, 86-87
 Matt McGonegle, 2004
 William McGowan, 1966
 Dan McGrew, 1986-88
 Anthony McIntosh, 1985-88
 Mark McIntyre, 1972-73
 Steve McKenna, 1976-77, 1979
 Patrick McKinney, 2006-09
 Harry McKnight, 1972-74
 Jeff McLean, 1976-78
 Mark McLean, 1977-78
 Chuck McLennan, 1955-56
 LaShae McMillan, 2004
 Bryant McMillian, 1991-92
 Terrence McMillian, 1988
 Richard McMinn, 1990
 Gary McNeal, 1955-56
 Bobby McQueen, 1973-76
 Graham McPherson, 1995-98
 Chris Meacham, 1990-93
 Ricky Mears, 1987-88
 Turner Mebane, 1989-90
 Dennis Merklinger, 1960-61
 Ted Mervosh, 1964-66
 Matt Metheny, 1988-90
 Tom Mihalik, 1973-76
 Ned Mikula, 1968, 1970
 Dave Miles, 1973-75
 Bill Miller, 1952-55
 Brad Miller, 2003-04
 Scott Miller, 1969-70
 Stephen Miller, 2014-17
 Malachi Mills, 2019
 Malacki Mills, 1981-82
 Matt Milner, 2015, 2017
 John Milstead, 1990-92
 Nick Mims, 2006-08
 Marcus Mines, 1989-92
 Ryan Mingus, 2005, 2007
 Claiborne Minor, 1964-66
 Gil Minor, 1960-62
 Rick Minor, 1969
 Terry Minor, 1993-96
 Kirk Minton, 1973
 Aaron Mitchell, 1998, 2000
 Bobby Mitchell, 1959-61
 John Mitchell, 1982-83
 Kevin Mitchell, 1982-83
 Sidney Mitchner, 1992-94
 Rob Mittelstadt, 1999
 Sean Mizzer, 2002-04, 06
 John Mobley, 2015, 2017
 Bob Modarelli, 1960-62
 Matt Modarelli, 1993
 Jose Mojica, 1996-97
 Justin Molloy, 1995-96
 Dan Monahan, 1984-85
 Kirk Monteleone, 2003-05
 Joe Moody, 1954-56
 Lee Moon, 1967, 1969
 Alan Moore, 1966
 Doug Moore, 2012-15
 Jalen Moore, 2018-19
 Pat Moore, 1971
 Ronnie Moore, 1972-75
 Sean Moore, 2002-05
 Joe Morabit, 1959
 Adam Morgan, 2010-12

Allen Morgan, 1972-74
 Jeff Morgan, 1976-79
 Johnny Morgan, 1953-54
 Mike Morgan, 1990-92
 Seth Morgan, 2019
 Pat Morrison, 1959-61
 Chris Morris, 1999-2000
 Will Morris, 2016-18
 John Morton, 1973
 Howard Moss, 1957-59
 Kenny Moseley, 1999, 2001
 Sam Moultrie, 1972
 Bill Mowll, 1962
 Deffy Mubangu, 1997-99, 2001
 Doug Muirhead, 1970-71
 Mike Muller, 1978
 Kerry Mullin, 1976
 Mark Mulrooney, 1962-63
 Camillus Musselman, 1990-93
 Calvin Murray, 1980-82
 Cameron Murray, 2009-11
 Camden Murphy, 2019
 Daniel Murphy, 1984
 Hershel Murray, 1959
 Larry Murray, 1988
 Nate Murray, 2012-15
 Quan Myers, 2015, 2017-18
 Tom Myers, 1962-63

N-N-N-N-N

Tom Napier, 1970-72
 Steel Nardozi, 2003-05
 Joe Naselli, 1966-68
 Derek Neal, 2000
 Bill Nebraska, 1955-58
 Mike Necessary, 1983-85
 Chad Neely, 1994-95
 Ed Negro, 1977-78
 Joe Nelson, 2013-15
 Roger Nerone, 1965
 Dan Newcomer, 1973-74
 Jay Newcomer, 1972-74
 Chance Newman, 2018-19
 Doug Nichols, 1970-71
 Matthew Nicholson, 2013-16
 Richard Nickel, 1963
 Kyle Niskard, 2007-09
 John Noon, 1970
 Ronnie Norman, 1972-74
 Mike North, 1969-70
 Todd Northrop, 1987-89
 Butch Nunnally, 1961-63

O-O-O-O-O

Robert Oaks, 2003-04
 Jimmy O'Dell, 1958-59
 John O'Donnell, 1967
 Tim O'Neil, 1952
 George O'Neill, 1956, 1958
 Steve Oddi, 1974-77
 Dale Ogg, 1976-78
 Frank Oliver, 1965-66
 Mike Ondos, 1958-59
 John Orrison, 1966
 Bob Osler, 1978-79
 Greg Otey, 1984-86
 Bob Owen, 1950
 Christopher Owens, 2017-19
 Tyler Owens, 2012-13
 Hunt Ozmer, 1975

P-P-P-P-P

Wes Padilla, 2017
 Jake Paladino, 2016-18
 Daz Palmer, 2016-17
 Sam Palmer, 2008
 Steve Palmer, 1983-84
 Steve Panchar, 1983-85
 Brian Pannell, 1986, 1988-89
 Mark Pappas, 1981-82
 Jon Pardew, 1990-91
 Darius Parker, 1996-99
 Isaiah Parker, 2015, 2017-18
 Rick Parker, 1964
 Tom Parker, 1972-73
 Lance Parnell, 1990-91

Kenneth Parns, 1966
 John Parrott, 1984-87
 Ed Patnesky, 1962
 Maury Pauling, 2002-03
 Ken Patrick, 1959-60
 Mike Patterson, 1963-64
 Sam Patterson, 2012-15
 Jeff Paul, 1989
 William Paulette, 1968
 Maury Pauling, 2001-04
 Joe Paustenbaugh, 1978
 Gerard Payne, 2006-07
 Jonathan Payne-Wimbish, 2011
 Jacob Peace, 2018-19
 Ed Pearson, 1996, 2000
 Binnie Peay, 1961
 Clark Peele, 1971
 Cody Perego, 2017-18
 Mike Perfetti, 1989-92
 Chris Perry, 2004-05
 Gary Persinger, 1979-81
 Adam Peters, 2003-06
 Dave Petka, 1986-89
 Neal Petree, 1950-51
 William Pfeiffer, 1978
 Ambrose Phillips, 1983-85
 Casey Phillips, 2015
 Richard Phillips, 1962-64
 Dan Phlegar, 1963-65
 Phillip Pickens, 2009, 12
 Damon Pinerio, 1994
 Charles Plageman, 1986-89
 DeAngelo Plather, 2000-02
 Eric Plogger, 1991-92
 Wesley Poff, 1990
 David Poldiak, 2000-01, 03-04
 Bob Polk, 1960
 John Portasik, 1950-51
 Fred Poss, 1952-53
 Rives Potts, 1970
 Bill Powell, 1958-60
 Joseph Powell, 1951
 Bill Powers, 1986-87
 Ethan Preston, 2012
 Eugene Pribila, 1990-93
 Gary Price, 2002-04
 J.W. Price, 1961
 Brett Prillaman, 1998-2001
 Matt Prokop, 1999-2000
 Mark Pruden, 1982
 Wayne Purcell, 1987-90
 John Puvogel, 2000-01, 03-04
 Allan Pyke, 1973-75
 Dave Pyle, 1976-77

Q-Q-Q-Q-Q

Bo Quattrone, 1987-89
 Russ Quay, 1967
 John Quinn, 1959
 Brian Quisenberry, 1978-80
 Henry Quisenberry, 1950-51

R-R-R-R-R

Kelly Raber, 1981-82
 Bob Rader, 1955-57
 Eric Radford, 1973-76
 Jim Radle, 1982-84
 Tom Radley, 1980-81
 Michael Rainey-Wiles, 2007-10
 Paul Raitz, 1987
 Bill Ralph, 1951-53
 Glen Ralston, 1983-85
 George Ramer, 1951-53
 Alex Ramsey, 2017-19
 Pete Ramsey, 1969-71
 Robert Randolph, 1965-66
 Richard Rankin, 1965-66
 Jacob Ratchford, 2001
 Sam Ratcliffe, 1973
 Alex Ray, 2008-10
 Marc Ray, 2009-10

Steve Ray, 1970
 Kevin Reardon, 1991-93
 Weston Reber, 2009, 11-13
 Dave Redman, 1984-85
 Collin Reece, 2017
 Adam Reel, 2004-06
 Andy Reel, 2001-02
 Bill Reed, 1962, 1964
 Chad Reed, 2014-15
 Pete Reed, 2016
 Ken Reeder, 1960-62
 Tyler Reedy, 2008-09
 Greg Reese, 1998
 Ron Reimman, 1984
 Don Reisch, 1970-71
 Tom Replogle, 1974-77
 Erik Reynolds, 1992-93
 Jeff Reynolds, 1974-76
 Jim Reynolds, 1975-77
 Carl Rhodes, 1964-65
 Tom Rhodes, 1964-65, 1967
 Jaron Rice, 2011
 Jim Rice, 1980-82
 Trey Rice, 2019
 Oscar Richardson, 1972-74
 Tony Richardson, 2014-17
 Jarrod Richmond, 2016-19
 Connor Riddle, 2017-19
 Colby Rider, 2017-19
 John Ridding, 1970
 Phil Riggleman, 1985-87
 George Ripley, 1950-51
 Worth Roberts, 1970
 Alijah Robinson, 2013-16
 Darryl Robinson, 1980-83
 Doug Robinson, 1988-89, 91-92
 George Robinson, 1950-51
 Joey Robinson, 2006-07
 Joseph Robinson, 1977
 Richard Robinson, 1996
 Jacob Rochester, 2005-08
 Bryan Rodriguez, 1999-2001
 Steve Roenker, 1987-89
 James Rogers, 2011-13
 Mike Rogers, 1994-97
 Chuck Rogerson, 1983-84
 Louis Rolan, 1979-80
 Arnold Roots, 2015
 Iyan Roseborough, 2013-16
 Victor Ross, 2004
 Bobby Ross, 1956-58
 Dwayne Ross, 1988-91
 Stefawn Ross, 2009-12
 Dan Rothermel, 1974
 Davis Rowady, 2017
 Bryan Royster, 2005
 Louis Rucker, 1982-83, 85
 Melvin Rucker, 1979-82
 Nick Ruffin, 1956-58
 Chris Rule, 1988-90
 Mark Rumph, 1988-90
 Ray Rushton, 1980-82
 Brian Rychlik, 1992-93

S-S-S-S-S

Milt Salter, 1970-72
 Kyser Samuel, 2019
 Aaron Sanders, 2013-16
 Charles Sanders, 1992-93
 Greg Sanders, 2014-17
 Walt Sanders, 1980-81
 Musa Sarki, 2000-03
 Josh Sarratt, 2019
 P.W. Sarver, 1983-84
 Robert Savage, 1978-80
 Brandon Savochka, 1992-93
 Bob Scagione, 1983-85
 Tony Scales, 1989-92
 Cliff Schademan, 2004
 Ray Schaper, 1974-77
 Larry Schaudies, 1971-73

Chip Schelhorn, 1974-75
 Ryan Schelske, 2002
 Bob Schmalzreidt, 1965-67
 Charlie Schmaus, 1966
 Alvin Schmidt, 1989-90
 Dave Schrader, 1969-70
 Andrew Schultz, 1992
 Ben Schultz, 1995, 1997
 Tom Schultze, 1972-73
 Ken Scott, 1958-59
 Mario Scott, 2007-10
 Derik Screeen, 2000-03
 Harry Seigfried, 1976-77
 Nick Servidio, 1952-54
 Jeff Sexton, 2009-12
 Patrick Sexton, 2010, 12-13
 Matt Sharpe, 2001-03
 Wendell Shay, 1952-53
 Emmy Shedlock, 1965
 Harry Shepherd, 1956-57
 Jon Sherrod, 1993
 Gary Shick, 1972
 Cody Shirley, 2012, 15
 Fred Shirley, 1959-61
 Gary Shope, 1970
 Steve Short, 1980-82
 Carl Showalter, 1980-81
 Lou Shuba, 1959-60
 Jim Shumaker, 1961, 1963
 John Shuman, 1976-79
 Joe Siler, 1952-53
 R. C. Simmons, 2001-02, 2004
 Mike Sisler, 1967-69
 Avery Sites, 2019
 Rucker Slater, 1986
 Tom Slater, 1963-65
 AJ Smith, 2017-19
 Barry Smith, 1980-82
 Chase Smith, 2015-17
 Clarence Smith, 2002-03
 D'Angelo Smith, 2009-11
 Derek Smith, 2006
 Fred Smith, 1966-68
 Jack Smith, 1994-95
 Julian Smith, 1967
 Justin Smith, 2010-13
 Larry Smith, 1966-68
 Mike Smith, 2010-13
 Reginald Smith, 1981-83
 Terry Smith, 1969
 Tommy Smith, 2015-18
 Tripp Smith, 2001-04
 Tyain Smith, 2016-19
 Charlie Snead, 1962-64
 Josh Sneed, 2008-11
 T.J. Snelling, 2000-03
 Rob Snodgrass, 1993
 Buzz Snyder, 1955
 Stone Snyder, 2019
 Robert Soderholm, 2018-19
 Joe Sokolowski, 1988-90
 Kevin Solomon, 1999-2001
 Allan Soltis, 1976-78
 Brian Southard, 1989-92
 Logan Sorenson, 2009
 Tom Sowers, 1968
 Tony Spevak, 1995-96
 Murphy Sprinkel, 1968-70
 George St. John, 1951
 Montrell Stanley, 2019
 Matt Staton, 1995
 Joseph Strafford, 1966
 Paul Staiger, 1973-74
 Logan Staib, 2011-14
 Bill Stainback, 1967-68
 Eddie Stawowczyk, 2016-17
 Ned Stepanovich, 1975-77
 Mark Stephenson, 1992-94
 Greg Stevens, 2008
 Marcus Stiltner, 1999-2001
 Lee Stillwell, 1966-68

Mark Stock, 1985-86, 88
 Taylor Stout, 2013-16
 Dave Stradford, 2012
 Ryan Stratis, 2006
 Joe Straub, 1962-64
 Shane Strand, 2017-19
 Chris Strock, 1995
 Scott Strong, 1967
 Jon Strozzyk, 2014-16
 Joe Stump, 1950
 Anthony Sturgill, 1999-2002
 Roger Sturgill, 1983
 Greg Sturz, 2001-03
 Jason Stutts, 1995-96
 Denny Sullivan, 1969-71
 Ty Summers, 1999-2002
 Darrell Summerville, 1994-95
 Robert Susnar, 1986-87
 Gabe Sutherland, 2016-17
 Patrick Sweeney, 2007-08
 Levi Swindell, 2006-09
 Ryan Swingle, 2014-16
 Ron Swirk, 1955-57
 Keith Sykes, 1986-88

T-T-T-T-T

Judd Tabor, 1994
 Mike Talley, 1963, 1965
 Ryan Talley, 1995
 T.J. Talley, 2008-11
 Paul Tate, 1981, 1983
 Don Taylor, 1966-67
 Jafri Taylor, 2009
 Joe Taylor, 2006-08
 Keith Taylor, 2005-08
 Lionel Taylor, 1986-89
 Tamar Teagle, 2019
 Dennis Telzrow, 1964-66
 Hardy Temoney, 2008, 10-12
 Justin Tench, 2009
 Mike Teubner, 1969-71
 Lloyd Thacker, 1957-58
 Mike Thacker, 1965-67
 Billy Thomas, 1994-97
 Blake Thomas, 1970, 1972
 Leroy Thomas, 2019
 Rick Thomas, 1969
 Jim Thomaseilli, 1970
 Scott Thomasson, 1980-81
 Alec Thompson, 2012-13
 Eric Thompson, 2002
 Mario Thompson, 2010-13
 Maurice Thompson, 1982-84
 Terry Thompson, 1982-84
 Andre Thornton, 1994-97
 Jim Thornton, 1952-54
 Kris Thornton, 2017-18
 Wayne Thornton, 1972
 Juan Thrasher, 2008-11
 Dap Tillery, 1987-90
 William Tilling, 1982-84
 Cris Timmons, 1978-80
 Andy Titone, 1986
 Jon Tobin, 2018-19
 Maximilian Toch, 1966
 Lamont Toliver, 1984
 Michael Tomaso, 2017-19
 Mark Tomlin, 2009
 Hugh Tompkins, 1966-68
 Tice Toomey, 2019
 Bruce Torbett, 1972-74
 Bill Tornabene, 1961-63
 Jim Toth, 1977
 Richard Townsend, 1972
 Tracy Toye, 1986-88
 Colby Trammell, 1967, 1969
 John Traynham, 1958-61
 Tom Trobridge, 1979-80
 Vince Trombetta, 1951
 Riuq Trotman, 2015-19
 Jim True, 1958

Andy Tucker, 1961-63
 Brice Tucker, 2015-17
 Kaleb Tucker, 2016-19
 Mike Tucker, 1972
 Terry Tucker, 1992-94
 Todd Tudor, 1980, 1982-83
 Rick Tufaro, 1974-75
 John Turley, 1956
 David Turner, 2010, 12
 Jabari Turner, 2011-14
 John Turner, 1963-65
 Leon Turner, 1978
 Robert Turner, 1983
 Mike Tutor, 1993-95
 David Twillie, 1981-84
 David Tyler, 1982-84
 Sam Tyus, 1986

U-U-U-U-U

Reece Udinski, 2017-19
 Steve Umberger, 1980-82
 Phil Upton, 1972-75

V-V-V-V-V

Dick Valentine, 1970-71
 Matt Van Wie, 2002
 Aaron Vardell, 2019
 Kyle Vardo, 2014, 2016
 Neil Varnado, 1988
 Bill Vaughn, 1950
 Dale Vaughn, 1954-55
 Scott Vaughn, 1983-84
 Ron Vaughns, 1999, 2001-03
 Jordan Veal, 2014, 2016
 Buster Venable, 1969-70
 Andy Viola, 2005-08
 Daniel VonSchuch, 2006

W-W-W-W-W

Randy Wainman, 2004
 Bryant Walker, 2018-19
 Doug Walker, 1961-63
 Eric Walker, 1990, 1992-93
 Greg Walker, 2008-11
 James Walker, 1984
 Jim Wall, 1985-86
 Damani Wallace, 1993-95
 G.J. Walley, 1978-80
 Chris Walsh, 1999-2002
 Andrew Walton, 2004-05
 Aubrey Walton, 1984, 1986
 Jamaal Walton, 2003-06
 Tommy Walton, 2003
 Will Wampler, 2017
 Jeremy Ward, 2002-05
 Jordan Ward, 2017-19
 Kris Ware, 2006, 2008-10
 Billy Dee Washington, 1998-2001
 Jeff Washington, 1977-79
 John Washington, 1986-89
 John Washington, 2011-14
 Kevin Washington, 1985-88
 Keith Washington, 1983-86
 Todd Washington, 1989-91
 Trae Watkins, 2008-11
 Mike Watson, 2006-07
 Tom Watt, 1950
 Bob Watts, 1966-67
 Deon Watts, 2011-14
 Barrett Way, 2004-06
 Marvin Watts, 1971-73
 Chuck Weatherman, 2017-19
 Eric Weaver, 2018-19
 Gregg Weaver, 1976-78
 Ed Webb, 1999-2001
 Rusty Webb, 2006
 Zach Webb, 2008
 Cliff Weddington, 1993
 Dick Weede, 1958-60
 Kyle Weidlich, 1980-81
 Mark Weiss, 1970-72

Bill Welsh, 1961-63
 Eddie Werntz, 1994-95
 Larry Wertz, 1964-66
 Ty Wesenyak, 2019
 Jim Westbrook, 1969-70
 Lake Westfall, 1953-55
 Larry Wetsel, 1960
 Jamie Whalen, 1991-93
 Donny White, 1962-64
 Jason White, 1995-98
 Jeff White, 1978-80
 Ken White, 1998-99
 Michael "Robbie" White, 2010-11
 Terry White, 1972-75
 Tim White, 1984-85
 Trent White, 2010
 Wayne Whiting, 2012
 Butch Whitt, 1963-64
 James Whitaker, 1988-90
 Court Whitman, 1996-98
 Quesuan Wigfall, 1997-2000
 Frank Willard, 1990-91
 John Wilkins, 2015
 David Wilkinson, 1965-66
 Ron Wilkosz, 1974, 1976
 Dick Willard, 1959-61
 Calvin Williams, 1985-88
 Gene Williams, 1971-73
 Joe Williams, 1990-93
 Larry Williams, 1976-78
 Matt Williams, 2000
 Michael Williams, 2015-17
 Miller Williams, 2011-15
 Tim Williams, 1991-92, 1994-95
 Ty Williams, 1999, 2001
 Eddie Willis, 1963-65
 John Willison, 1973-76
 Bland Wilson, 1950
 John Wilson, 1983
 Jonathan Wilson, 2003-06
 Scott Wilson, 1994-95
 Lee Wimbish, 1980-83
 Josh Wine, 2007-10
 Cardell Winfield, 1995-98
 Warren Winning, 1981-83
 Carl Wittig, 1979
 Chris Witts, 1989-90
 Mike Wood, 1985, 1987-88
 Eric Woodhouse, 1984-85
 Chippy Woods, 1950-52
 Tony Woods, 1989-91
 Mike Woodward, 1974
 Dave Woolwine, 1951-54
 Richard Woolwine, 1980-81
 Roy Woolwine, 1984
 Sam Woolwine, 1978-80
 Sam E. Woolwine, 1955-57
 Michael Wooten, 1981-84
 Jimmy Workman, 1964
 DeWitt Worrell, 1960-61
 Ed Woy, 1951-52
 Bo Wren, 2007-10
 Craig Wright, 1989
 Eric Wright, 1989-90
 James Wright, 1984-87

Y-Y-Y-Y-Y

Aaron Yarbough, 1997-2000
 Jeff Yates, 1975
 Rocky Yost, 1969-70
 Dan Young, 1984-87
 Bryant Youngblood, 2006-09

Z-Z-Z-Z-Z

Chris Zaleski, 1989
 Warren Zeiders, 1951-52
 Jeff Zeigler, 1989-92
 Derrick Zigar, 2012-15
 Ricky Zgol, 1984-86
 Daryoush Ziai, 1984
 Tony Zoetis, 1977-79

Although many managers through the years have earned letters from the VMI football program, they are not listed (when known) in this guide due to space considerations.

Year-By-Year Results

1891 (3-0-1)

VMI		OPP.	VMI
6	Washington and Lee	0	11
0	Washington and Lee	0	0
18	St. John's (Md.)	0	0
28	at Pantops	12	11
52	Totals	12	41

1892 (4-0-1)

VMI		OPP.	VMI
18	St. John's	0	86
12	Wake Forest	12	
34	Duke	0	
34	Kentucky	0	
30	Washington and Lee	6	
128	Totals	18	

1893 (3-1)

VMI		OPP.	VMI
28	Washington and Lee	0	44
10	North Carolina	4	199
34	Richmond	0	
0	Virginia	22	
72	Totals	26	

1894 (6-0)

VMI		OPP.	VMI
44	St. Albans	0	10
4	Washington and Lee	0	29
48	Hampton Athletic Club	0	11
16	Washington & Lee	0	5
10	Virginia Tech (Staunton)	6	99
16	Roanoke College	0	
138	Totals	6	

1895 (5-1)

VMI		OPP.	VMI
18	at Washington and Lee	0	6
44	Richmond	0	36
26	Roanoke College	0	
30	Washington and Lee	0	
42	N.C. State (Atlanta)	6	
4	Virginia Tech (Lynchburg)	6	
164	Totals	12	

1896 (3-4)

VMI		OPP.	VMI
12	Washington and Lee	0	6
0	at Washington and Lee	6	
42	Alleghany Institute	0	5
0	St. Alban's	22	70
14	St. John's	0	
0	Virginia Tech (Roanoke)	24	
0	Virginia (Lynchburg)	46	
68	Totals	98	

1897 (3-2)

VMI		OPP.	VMI
14	Columbia	4	0
0	at Vanderbilt	12	
20	at Roanoke College	6	
42	Hampden-Sydney	0	
0	St. Alban's (Lynchburg)	4	
76	Totals	26	

1898 (4-2)

VMI		OPP.	VMI
33	Columbia	0	0
16	Richmond	0	15
29	at Washington and Lee	5	0
22	St. Alban's	5	6
5	Georgetown (Richmond)	11	33
5	at Navy	20	10
110	Totals	41	68

1899 (1-0)

VMI		OPP.	VMI
39	Washington & Lee	0	
39	Totals	0	

1900 (4-1-2)

VMI		OPP.	VMI
11	at Washington and Lee	0	17
0	Virginia	0	6
0	St. Alban's	0	0
16	Georgetown (Richmond)	16	58
0	Washington and Lee	0	69
18	Hampton Athletic Club	0	37
5	Virginia Tech (Roanoke)	0	44
		0	52
		282	
	Totals	16	

1901 (4-3)

VMI		OPP.	VMI
30	Hampden-Sydney	0	21
0	at Georgetown	5	
79	Richmond	0	40
46	at Washington and Lee	6	2
0	Virginia (Lynchburg)	29	57
0	Virginia Tech (Norfolk)	21	0
0	Maryland	0	120
		61	
	Totals	61	

1902 (3-3-1)

VMI		OPP.	VMI
0	St. Alban's	0	3
11	at Georgetown	23	0
33	Richmond	0	0
10	UNC (Lynchburg)	17	22
29	Hampden-Sydney	0	0
11	Washington and Lee	0	6
5	Virginia Tech (Norfolk)	50	59
		90	
	Totals	90	

1903 (2-1)

VMI		OPP.	VMI
24	Old Point College	0	0
6	N.C. State	0	33
6	North Carolina (Roanoke)	28	0
		28	
	Totals	28	

1904 (3-5)

VMI		OPP.	VMI
0	N.C. State	6	69
0	at Navy	12	
26	Marine Officers	6	
0	at Virginia	17	38
6	St. John's	12	5
6	Davidson	0	6
27	Augusta Military Acad.	0	25
5	Virginia Tech (Roanoke)	17	6
		70	
	Totals	70	

1905 (2-5-1)

VMI		OPP.	VMI
0	N.C. State	5	203
6	Davidson	8	
0	UNC (Winston-Salem)	17	
0	Virginia Tech (Richmond)	34	27
4	Randolph-Macon	0	30
11	St. John's	10	26
23	William & Mary	0	19
0	at Navy	29	3
		103	
	Totals	103	

1906 (4-4)

VMI		OPP.	VMI
0	N.C. State	17	163
0	Davidson	6	
15	St. John's	6	
0	at Virginia	4	9
6	Roanoke College	5	33
33	Maryland	5	14
10	Rollers (AMA)	0	67
4	at Richmond	6	7
		49	
	Totals	49	

1907 (5-3)

VMI		OPP.	VMI
17	at Virginia	18	29
6	Davidson (Roanoke)	10	10
0	Virginia Tech (Roanoke)	22	28
58	William & Mary	0	6
69	Baltimore Medical	0	7
37	Navy Yard Athletics	0	7
44	Roanoke College	0	23
52	Eastern College	0	23
		0	0
	Totals	50	110

1908 (3-2)

VMI		OPP.	VMI
21	William & Mary	0	25
40	Hampden-Sydney	0	19
2	St. John's	10	19
57	Staunton Mil. Academy	0	7
0	Virginia Tech (Roanoke)	10	13
		20	3
	Totals	20	103

1909 (4-3)

VMI		OPP.	VMI
28	Roanoke College	0	9
3	UNC (Lynchburg)	0	21
0	at Virginia	32	
0	St. John's	6	
22	Randolph-Macon	5	
0	Davidson (Lynchburg)	8	
6	William & Mary	0	19
		51	
	Totals	51	

1910 (3-3-1)

VMI		OPP.	VMI
0	at North Carolina	6	14
0	Norfolk Blues	0	37
33	William & Mary	0	7
0	at Virginia	0	14
22	St. John's	28	233
8	Maryland	0	
6	at Georgetown	14	
		48	
	Totals	48	

1911 (7-1)

VMI		OPP.	VMI
38	Rollers (AMA)	0	7
5	Davidson (Roanoke)	0	54
6	N.C. State	5	0
0	25	19	0
25	Randolph-Macon	22	0
6	at Virginia	0	162
38	Richmond	0	
80	Catholic U	0	
5	St. John's (Roanoke)	0	
		27	
	Totals	27	

1912 (7-1)

VMI		OPP.	VMI
27	Hampden-Sydney	0	0
30	Richmond Medical	0	25
26	Gallaudet	6	
19	at Virginia	0	
3	at Kentucky	2	
3	St. John's	25	
34	Roanoke College	3	21
21	at John's Hopkins	0	0
		36	
	Totals	36	

1913 (7-1-2)

VMI		OPP.	VMI
9	Hampden-Sydney	0	0
33	William & Mary	3	121
14	Mississippi	0	
67	St. John's	0	
7	at Virginia	38	
0	Morris Harvey	0	
30	Baltimore College	0	136
14	N.C. State (Richmond)	7	22
17	Roanoke	0	35
6	Virginia Tech (Roanoke)	6	27
		54	
	Totals	54	

1914 (4-4)

VMI		OPP.	VMI
29	Hampden-Sydney	7	
10	Richmond	0	
22	William & Mary	0	
6	Gallaudet	0	
7	at Georgia Tech	28	
7	UNC (Charlotte)	30	
23	Clemson (Richmond)	27	
0	Virginia Tech (Roanoke)	3	
		95	
	Totals	95	

1915 (6-2-1)

VMI		OPP.	VMI
25	Hampden-Sydney	7	
19	William & Mary	6	
7	Gallaudet	0	
13	Richmond	6	
3	North Carolina (Greensboro)	3	
0	at Virginia	44	
21	Wake Forest	6	
6	Clemson (Richmond)	3	
9	Virginia Tech (Roanoke)	27	
		102	
	Totals	102	

1916 (4-5)

VMI		OPP.	VMI
19	Hampden-Sydney	0	
66	William & Mary	0	
54	Gallaudet	0	
9	at Maryland	15	
13	at North Carolina	38	
14	Catholic U	16	
37	Clemson (Richmond)	7	
7	Virginia	20	
14	Virginia Tech (Roanoke)	23	
		119	
	Totals	119	

1917 (4-4-1)

VMI		OPP.	VMI
15	Hampden-Sydney	14	
53	William & Mary	0	
0	at Army	34	
14	Maryland	14	
7	Davidson (Danville)	23	
54	Roanoke	0	
0	N.C. State (Richmond)	17	
19	Gallaudet	3	
0	Virginia Tech (Roanoke)	6	
		111	
	Totals		

Year-By-Year Results

1921 (3-5-1)			1927 (6-4-0)			1933 (2-7-1)			1939 (6-3-1)		
VMI	OPP.		VMI	OPP.		VMI	OPP.		VMI	OPP.	
13		Roanoke	37		Wofford	0		Emory & Henry	41		Roanoke
32		Hampden-Sydney	22		Richmond	0		Duke (Greensboro)	0		at Kentucky
20		Wake Forest	0		at Georgia Tech	7		at Army	2		Davidson (Bluefield)
7		Virginia	32		Roanoke	0		at Davidson	20		at Vanderbilt
7		at Pennsylvania	8		at Virginia	13		Maryland	16		Virginia
7		UNC (Richmond)	6		Maryland (Richmond)	10		at Virginia	7		at Columbia
7		at N.C. State	20		at Davidson	0		William & Mary (Norfolk)	0		at Richmond
7		at Kentucky	7		North Carolina	0		at Kentucky	21		Duke
7		Virginia Tech (Roanoke)	14		Kentucky (Charleston, W.Va.)	25		at Richmond	13		Maryland (Norfolk)
107		Totals	102		Virginia Tech (Roanoke)	9		Virginia Tech (Roanoke)	0		Virginia Tech (Roanoke)
					Totals	64		Totals	170		Totals
			144			44			125		100
1922 (7-2-0)			1928 (5-3-2)			1934 (1-8-0)			1940 (7-2-1)		
VMI	OPP.		VMI	OPP.		VMI	OPP.		VMI	OPP.	
34		at Lynchburg	14		Hampden-Sydney	7		Duke	33		Roanoke
50		Roanoke	6		Richmond	6		at South Carolina	0		at Duke
62		Morris-Harvey	0		at Georgia Tech	13		at Columbia	13		Newberry
14		at Virginia	0		Roanoke	13		at Richmond	13		at Davidson
14		N.C. State (Norfolk)	0		Virginia	0		Virginia	7		at Virginia
61		Catholic U	9		Maryland (Richmond)	0		William & Mary (Norfolk)	7		at Richmond
7		UNC (Richmond)	0		Davidson	0		at Maryland	0		William & Mary
46		at George Washington	13		Clemson (Lynchburg)	12		at Davidson	20		Washington U
3		Virginia Tech (Roanoke)	6		Kentucky	18		Virginia Tech (Roanoke)	13		
291		Totals	23		Virginia Tech (Roanoke)	6		Totals	190		Totals
			95		Totals	75		190			
1923 (9-1-0)			1929 (8-2-0)			1935 (2-7-1)			1941 (4-6-0)		
VMI	OPP.		VMI	OPP.		VMI	OPP.		VMI	OPP.	
6		U.S. Marines	19		Hampden-Sydney	0		Hampden-Sydney (Lynchburg)	7		Clemson (Lynchburg)
33		Lynchburg	40		at Richmond	0		at Tulane	13		at Temple
27		at Georgia Tech	7		at Florida	12		at Columbia	20		at Army
27		Roanoke	20		The Citadel	7		Richmond	7		Virginia
35		at Virginia	7		at Virginia	7		Maryland	0		at Richmond
22		N.C. State	20		at Maryland (Richmond)	6		at Virginia	0		at Richmond
46		Emory & Henry	12		at Davidson	6		at William & Mary	56		Davidson (Lynchburg)
9		UNC (Richmond)	12		Clemson (Norfolk)	0		North Carolina	14		William & Mary
33		at Tennessee	12		Kentucky	23		Davidson	12		at Maryland
6		Virginia Tech (Roanoke)	14		Virginia Tech (Roanoke)	0		Virginia Tech (Roanoke)	15		Virginia Tech (Lynchburg)
224		Totals	155		Totals	61		Totals	157		Totals
1924 (6-3-1)			1930 (3-6-0)			1936 (6-4-0)			1942 (3-5-1)		
VMI	OPP.		VMI	OPP.		VMI	OPP.		VMI	OPP.	
33		Wofford	12		Richmond	0		Wofford	0		Clemson (Lynchburg)
39		Emory & Henry	6		St. John's	0		South Carolina	7		at Temple
0		at Georgia Tech	6		at The Citadel	7		at Kentucky	38		at Virginia
28		Roanoke	0		Virginia	13		at Davidson	38		at Richmond
0		at Virginia	13		Maryland (Richmond)	20		at Columbia	38		Maryland
17		N.C. State (Richmond)	7		Davidson	0		at Richmond	0		at Richmond
0		at North Carolina	3		Clemson	32		Virginia	6		Davidson (Lynchburg)
10		at Kentucky	0		at Kentucky	26		at William & Mary	0		at Wake Forest
25		Hampden-Sydney	0		Virginia Tech (Roanoke)	24		at Maryland	7		William & Mary (Norfolk)
0		Virginia Tech (Roanoke)	0		Totals	122		Virginia Tech (Roanoke)	6		Virginia Tech (Roanoke)
152		Totals	29			122		Totals	140		Totals
1925 (6-4-0)			1931 (3-6-1)			1937 (5-5-0)			1943 (2-6-0)		
VMI	OPP.		VMI	OPP.		VMI	OPP.		VMI	OPP.	
33		Lynchburg College	6		Hampden-Sydney	0		Elon	12		at Temple
27		N.C. State (Richmond)	0		Richmond	7		Temple	18		Davidson
9		Wofford	0		at Duke	13		William & Mary (Norfolk)	9		at Richmond
46		Emory & Henry	0		The Citadel	13		Davidson	0		Clemson (Roanoke)
0		at Georgia Tech	33		at Virginia	3		at Richmond	0		at Richmond
17		Roanoke	14		Maryland (Richmond)	41		at Virginia	7		Wake Forest (Lynchburg)
10		at Virginia	18		at Davidson	7		at Army	20		Virginia
27		UNC (Richmond)	23		Clemson (Norfolk)	6		Maryland	9		at Georgia
0		Kentucky (Charleston, W.Va.)	7		Kentucky	20		The Citadel	0		Maryland (Roanoke)
0		Virginia Tech (Roanoke)	7		Virginia Tech (Roanoke)	13		Virginia Tech (Roanoke)	12		Totals
169		Totals	108		Totals	123		Totals	94		183
1926 (5-5-0)			1932 (2-8-0)			1938 (6-1-4)			1944 (1-8-0)		
VMI	OPP.		VMI	OPP.		VMI	OPP.		VMI	OPP.	
20		Wofford	18		King College	6		Elon	6		Catawba
10		Richmond	0		at Kentucky	23		at Virginia	12		at Richmond
0		at Georgia Tech	0		Duke	44		at Navy	12		Wake Forest (Greensboro)
7		Roanoke	13		at The Citadel	12		Clemson (Charlotte)	7		at Kentucky
7		Virginia	14		Davidson	12		at Richmond	0		Virginia (Lynchburg)
7		N.C. State (Richmond)	0		Virginia	4		at William & Mary	6		N.C. State
12		Davidson (Lynchburg)	7		Maryland (Richmond)	12		at Maryland	0		at Clemson
0		at North Carolina	28		W&M (Richmond)	20		Wake Forest	14		William & Mary (Portsmouth)
10		Kentucky (Charleston, W.Va.)	9		Richmond	7		Davidson	6		Maryland (Roanoke)
7		Virginia Tech (Roanoke)	14		Virginia Tech (Roanoke)	26		Roanoke College	0		Totals
80		Totals	98		Totals	166		Totals	65		231

Year-By-Year Results

1945 (5-4-0)

VMI		OPP.
37 Emory & Henry		0
40 at Richmond		6
7 Virginia (Lynchburg)		40
21 N.C. State		14
9 at William & Mary		13
27 Vanderbilt		13
0 at Maryland		38
7 Catawba		14
7 Virginia Tech (Roanoke)		0
155 Totals		138

1946 (4-5-1)

VMI		OPP.
21 Catawba		7
7 at Richmond		7
0 at Georgia Tech		32
8 at Virginia		19
25 Davidson		0
0 at William & Mary		41
7 N.C. State (Roanoke)		49
26 at Furman		7
21 The Citadel		6
7 Virginia Tech (Roanoke)		20
122 Totals		188

1947 (3-5-1)

VMI		OPP.
13 Catawba		6
13 George Washington		7
0 at Georgia Tech		20
20 at Richmond		21
6 Virginia		35
14 at Davidson		14
20 at William & Mary		28
6 at The Citadel		7
28 Virginia Tech (Roanoke)		14
120 Totals		152

1948 (6-3-0)

VMI		OPP.
28 Catawba		6
26 at George Washington		6
0 *William & Mary		31
9 at Richmond		0
14 at Virginia		26
33 Davidson		6
6 at Tulane		28
34 The Citadel		6
33 Virginia Tech (Roanoke)		7
183 Totals		116

* Oyster Bowl - Norfolk, VA

1949 (3-5-1)

VMI		OPP.
7 Quantico Marines		14
14 G. Washington (Lynchburg)		7
6 at William & Mary		54
14 *Richmond		7
13 Virginia (Lynchburg)		32
14 at Army		40
47 Davidson		6
14 at The Citadel		19
28 Virginia Tech (Roanoke)		28
157 Totals		207

* Tobacco Bowl-Richmond

1950 (6-4-0)

VMI		OPP.
S23 25 Wm. & Mary (Roanoke)		19
S29 12 at G. Washington		15
O7 26 at Richmond		14
O14 0 at Texas A & M		52
O21 13 at Virginia		26
O28 13 Catawba		14
N4 46 at Davidson		6
N11 14 at Georgia Tech		13
N18 13 The Citadel		7
N23 27 Va. Tech (Roanoke)		0
189 Totals		166

1951 (7-3-0)
Southern Conference Champions

VMI		OPP.
S15 7 at Cincinnati		26
S22 29 Wofford		6
S29 34 at Richmond		0
O6 20 at William & Mary		7
O20 14 at Virginia		34
O27 34 at Catawba		14
N3 35 Davidson		13
N10 7 at Georgia Tech		34
N17 27 at The Citadel		21
N22 20 Virginia Tech (Roanoke)		7
227 Totals		162

1952 (3-6-1)

VMI		OPP.
S20 13 William & Mary (Roanoke)		34
S26 0 at Miami (FL)		45
O4 28 Richmond		14
O10 28 at Florida State		7
O18 14 *Virginia		33
O24 20 at George Washington		20
N1 14 at Army		42
N8 21 W. Virginia (Roanoke)		39
N15 20 The Citadel		19
N27 7 Virginia Tech (Roanoke)		26
165 Totals		279

* Tobacco Bowl - Richmond, VA

1953 (5-5-0)

VMI		OPP.
S19 44 Catawba		0
S26 13 George Washington		14
O3 7 at Richmond		13
O10 14 at The Citadel		0
O17 21 at Virginia		6
O24 20 at West Virginia		52
O31 7 at Florida State		12
N7 20 William & Mary (Roanoke)		19
N14 0 at Cincinnati		67
N26 28 Virginia Tech (Roanoke)		13
174 Totals		196

1954 (4-6-0)

VMI		OPP.
S18 0 Davidson		19
S25 16 at George Washington		14
O2 19 at Richmond		6
O9 0 at Boston College		44
O16 0 at Virginia		21
O23 6 West Virginia (Bluefield)		40
O30 19 Florida State (Lynchburg)		33
N6 21 William & Mary (Roanoke)		0
N13 42 The Citadel		0
N25 9 Virginia Tech (Roanoke)		46
132 Totals		223

1955 (1-9-0)

VMI		OPP.
S17 7 at Tulane		20
S24 6 George Wash. (Roanoke)		25
O1 0 Richmond		21
O8 12 West Virginia (Bluefield)		47
O15 13 at Virginia		20
O22 7 Davidson		21
O29 13 at William & Mary		20
N5 0 at Lehigh		39
N12 14 at The Citadel		7
N19 13 Virginia Tech (Roanoke)		39
85 Totals		259

1956 (3-6-1)

VMI		OPP.
S15 47 at Stetson		6
S22 0 at Virginia		18
S29 12 at Army		32
O6 35 at Richmond		20
O13 20 Lehigh		27
O19 14 at George Washington		40
O27 13 at Davidson		13
N3 20 W&M (Lynchburg)		6
N10 6 at West Virginia		13
N22 0 Virginia Tech (Roanoke)		45
167 Totals		220

1957 (9-0-1)
Southern Conference Champions

VMI		OPP.
S21 7 at Tampa		0
S28 21 at Holy Cross		21
O5 28 at Richmond		6
O12 26 Davidson		14
O19 14 at William & Mary		13
O26 26 GVU (Roanoke)		20
N2 20 at Virginia		7
N9 12 at Lehigh		7
N16 33 The Citadel		7
N28 14 Virginia Tech (Roanoke)		6
201 Totals		101

1958 (6-2-2)

VMI		OPP.
S20 46 Morehead State		20
S27 33 at Villanova		6
O4 12 Richmond		6
O11 6 William & Mary (Bluefield)		6
O18 13 at Tampa		12
O25 42 at Davidson		7
N1 33 Virginia (Norfolk)		0
N8 7 Lehigh (Lynchburg)		7
N15 6 at The Citadel		14
N27 16 Virginia Tech (Roanoke)		21
214 Totals		99

1959 (8-1-1)
Southern Conference Champions

VMI		OPP.
S19 46 at Marshall		0
S26 0 at Penn State		21
O3 14 Richmond (Portsmouth)		14
O10 19 Virginia (Lynchburg)		12
O17 26 William & Mary (Norfolk)		7
O24 34 Davidson		7
O30 28 at George Washington		6
N7 7 at Lehigh		6
N14 32 The Citadel		8
N26 37 Virginia Tech (Roanoke)		12
243 Totals		93

1960 (7-2-1)
Southern Conference Champions

VMI		OPP.
S17 33 at William & Mary		21
S24 28 at Buffalo		14
O1 21 Richmond		6
O7 34 at George Washington		10
O15 30 at Virginia		16
O22 14 at Boston College		14
O29 8 at Memphis State		21
N5 18 Lehigh		14
N12 20 at The Citadel		6
N24 12 Va. Tech (Roanoke)		13
218 Totals		135

1961 (6-4-0)

VMI		OPP.
S16 33 at Marshall		6
S23 0 at Villanova		22
S29 8 at Richmond		6
O7 6 at G. Washington		30
O14 7 Virginia (Norfolk)		14
O21 13 at Davidson		0
O28 14 at William & Mary		7
N4 8 The Citadel		14
N11 39 at Buffalo		6
N23 6 Virginia Tech (Roanoke)		0
134 Totals		105

1962 (6-4-0)
Southern Conference Champions

VMI		OPP.
S15 22 G. Wash. (Lynchburg)		6
S22 0 at Villanova		24
S28 21 at Richmond		0
O6 0 at Boston College		18
O13 6 at Virginia		28
O20 20 Davidson		7
O27 6 William & Mary		0
N3 16 at The Citadel		7
N10 14 at Holy Cross		20
N22 14 Virginia Tech (Roanoke)		9
119 Totals		119

1963 (3-5-2)

VMI		OPP.
S21 14 George Washington		6
S28 6 at Iowa State		21
O5 10 at Davidson		10
O12 0 Virginia (Richmond)		6
O19 12 *Navy		21
O25 7 at Richmond		7
N2 26 at William & Mary		6
N9 12 at Holy Cross		14
N16 33 The Citadel		8
N28 20 Virginia Tech (Roanoke)		35
140 Totals		134

* Oyster Bowl - Norfolk, VA

1964 (1-9-0)

VMI		OPP.
S19 12 William & Mary		14
S26 14 at Richmond		20
O3 7 at Villanova		27
O10 19 *Virginia		20
O17 10 at Buffalo		14
O24 35 Davidson		0
O31 6 at Tulane		25
N6 7 at Detroit		28
N14 0 at The Citadel		17
N26 13 Virginia Tech (Roanoke)		35
123 Totals		200

* Tobacco Bowl - Richmond, VA

1965 (3-7-0)

VMI		OPP.
S18 21 at William & Mary		32
S25 7 at Army		21
O2 0 at George Washington		14
O9 10 at Virginia		14
O16 0 at Southern Mississippi		3
O23 16 at Davidson		10
O30 12 at Boston College		41
N6 21 Richmond		14
N13 21 The Citadel		7
N25 13 Va. Tech (Roanoke)		44
121 Totals		200

1966 (2-8-0)

VMI		OPP.
S17 14 at Villanova		13
S24 7 Georgia (Roanoke)		43
O1 0 at Boston College		14
O7 34 at Richmond		20
O15 27 at Virginia		38
O22 0 George Washington		13
O29 15 William & Mary		22
N5 6 at So. Mississippi		42
N12 14 at The Citadel		30
N24 12 Va. Tech (Roanoke)		70
129 Totals		305

Year-By-Year Results

1967 (6-4-0)

VMI	OPP.
S16 46	Davidson 21
S23 9	at West Virginia 21
S30 0	Richmond 3
O7 28	*William & Mary 33
O14 22	The Citadel (Roanoke) 11
O21 6	at Georgia 56
O28 18	at Virginia 13
N4 38	Akron 14
N11 26	at Boston College 13
N23 12	Va. Tech (Roanoke) 10
205	Totals 195

* Tobacco Bowl - Richmond, VA

1968 (1-9-0)

VMI	OPP.
S21 12	at Vanderbilt 25
S28 0	at Virginia 47
O5 13	Villanova 19
O11 7	W. Virginia (Roanoke) 14
O19 8	at The Citadel 13
O26 10	William & Mary 20
N2 0	at Richmond 35
N9 21	at Davidson 17
N16 13	at Boston College 45
N28 6	Va. Tech (Roanoke) 55
90	Totals 290

1969 (0-10-0)

VMI	OPP.
S20 0	at Rice 55
S27 0	Richmond 20
O4 0	at West Virginia 32
O11 10	*Virginia 28
O18 2	The Citadel 28
O25 17	at William & Mary 25
N1 6	at Davidson 59
N8 11	at North Carolina 61
N15 32	at Boston College 49
N27 0	Va. Tech (Roanoke) 52
78	Totals 409

* Tobacco Bowl - Richmond, VA

1970 (1-10-0)

VMI	OPP.
S12 13	Furman 0
S19 0	at Rice 42
S26 10	at West Virginia 47
O3 3	at Boston College 56
O10 10	at Virginia 49
O17 10	William & Mary 24
O24 9	at The Citadel 56
O31 21	Davidson 55
N7 13	at North Carolina 62
N14 17	at Richmond 40
N21 14	Va. Tech (Roanoke) 20
120	Totals 451

1971 (1-10-0)

VMI	OPP.
S18 27	Davidson 3
S25 3	at Villanova 13
O2 0	at Furman 14
O9 24	The Citadel 25
O16 6	at Richmond 21
O23 7	at William & Mary 12
O30 0	at Maryland 38
N6 0	at So. Mississippi 38
N13 3	at West Virginia 28
N20 8	Chattanooga 31
N27 0	Va. Tech (Roanoke) 34
78	Totals 257

1972 (2-9-0)

VMI	OPP.
S9 3	East Carolina 30
S16 14	Davidson 18
S23 16	at Maryland 28
S30 15	at Richmond 34
O7 3	at The Citadel 42
O14 14	at Virginia 45
O21 3	William & Mary 31
O28 10	at Dayton 14
N4 31	Furman 7
N11 24	at West Virginia 50
N18 17	at UT-Chattanooga 0
150	Totals 299

1973 (3-8-0)

VMI	OPP.
S8 0	at Virginia 16
S15 8	Navy 37
S22 0	at Richmond 35
S29 0	at Tulane 42
O6 23	The Citadel 6
O13 7	at East Carolina 42
O20 13	at Furman 19
O27 14	at William & Mary 45
N3 24	Davidson 17
N10 7	at Georgia Tech 36
N17 22	at Virginia Tech 21
118	Totals 316

1974 (7-4-0)

Southern Conference Champions

VMI	OPP.
S14 7	Furman 0
S21 7	at Vanderbilt 45
S28 43	at Davidson 7
O5 22	*Virginia Tech 17
O12 20	at The Citadel 9
O19 14	at So. Mississippi 15
O26 31	William & Mary 20
N2 14	at Richmond 17
N9 10	at Virginia 28
N16 31	Colgate 14
N23 13	East Carolina 3
212	Totals 175

* Tobacco Bowl - Richmond

1975 (3-8-0)

VMI	OPP.
S13 9	Delaware 10
S20 21	at Virginia 22
S27 55	Davidson 0
O4 13	at Furman 10
O11 10	at Georgia Tech 38
O18 19	*Richmond 24
O25 3	The Citadel 6
N8 7	William & Mary 13
N15 0	at Virginia Tech 33
N22 12	at East Carolina 28
N29 13	at Connecticut 3
162	Totals 187

* Tobacco Bowl - Richmond, VA

1976 (5-5-0)

VMI	OPP.
S11 20	at William & Mary 34
S18 12	Appalachian State 31
S25 0	at Richmond 43
O2 17	Furman 3
O9 7	*Virginia Tech 37
O16 3	East Carolina 17
O23 10	at Delaware 6
O30 13	**Virginia 7
N6 30	at The Citadel 14
N20 26	Indiana State 14
138	Totals 206

* Tobacco Bowl - Richmond, VA

** Oyster Bowl - Norfolk, VA

1977 (7-4-0)

Southern Conference Champions

VMI	OPP.
S10 23	William & Mary 13
S17 14	at Army 27
S24 13	at East Carolina 14
O8 25	Richmond 0
O15 19	The Citadel 3
O22 20	at Lehigh 30
O29 21	Davidson 0
N5 30	at Virginia 6
N12 31	at Furman 28
N19 20	Rhode Island 7
N26 7	at Virginia Tech 27
223	Totals 155

1978 (3-8-0)

VMI	OPP.
S9 3	at William & Mary 10
S16 25	Bucknell 14
S23 3	at The Citadel 14
S30 17	at Virginia 9
O7 6	East Carolina 19
O14 23	*Richmond 6
O21 10	Lehigh 14
O28 12	Western Carolina 41
N4 3	at Georgia 41
N11 10	Appalachian State 31
N18 2	at Virginia Tech 28
114	Totals 227

* Tobacco Bowl - Richmond, VA

1979 (6-4-1)

VMI	OPP.
S8 7	William & Mary 3
S15 17	Richmond 7
S22 0	at Virginia 19
S29 10	at East Carolina 45
O6 24	East Tennessee St. 14
O13 27	at Appalachian St. 22
O20 6	The Citadel 37
O27 21	Furman 20
N3 13	Connecticut 13
N10 13	at Marshall 3
N17 20	Virginia Tech 27
158	Totals 210

1980 (3-7-1)

VMI	OPP.
S6 14	at Western Carolina 16
S13 13	at William & Mary 10
S20 17	Marshall 3
S27 16	at Furman 21
O4 0	at The Citadel 28
O11 10	U.T./Chattanooga 55
O18 22	at Richmond 17
O25 6	Villanova 17
N1 22	at Boston University 38
N8 16	Appalachian State 16
N15 6	*Virginia Tech 21
142	Totals 242

* Oyster Bowl - Norfolk, VA

1981 (6-3-1)

VMI	OPP.
S12 21	Western Carolina 14
S19 14	at Army 7
S26 31	William & Mary 14
O10 14	*The Citadel 0
O17 14	at Appalachian St. 14
O24 20	at Marshall 16
O31 10	at Virginia 13
N7 14	Richmond 45
N14 21	Furman 33
N21 6	at Virginia Tech 0
165	Totals 156

* Oyster Bowl, Norfolk, VA

1982 (5-6-0)

VMI	OPP.
S11 21	at East Tenn. State 3
S18 12	at William & Mary 24
S25 69	Central Florida 0
O2 3	at Furman 38
O9 7	at The Citadel 21
O16 35	James Madison 7
O23 14	*Richmond 0
O30 0	at Virginia 37
N6 20	Marshall 22
N13 31	Appalachian State 14
N20 3	**Virginia Tech 14
221	Totals 180

* Tobacco Bowl - Richmond, VA

** Oyster Bowl - Norfolk, VA

1983 (2-9-0)

VMI	OPP.
S10 14	William & Mary 28
S17 0	at Appalachian St. 31
S24 0	at Virginia Tech 28
O1 0	Furman 49
O8 6	The Citadel 27
O15 10	at Virginia 38
O22 24	East Tenn. State 12
O29 19	Richmond 35
N5 6	at U.T.-Chattanooga 23
N12 14	Maine 12
N19 7	at Marshall 56
100	Totals 339

1984 (1-9-0)

VMI	OPP.
S8 13	at William & Mary 24
S15 7	at Virginia 35
S22 16	Western Carolina 22
S29 20	Appalachian State 16
O6 7	*Virginia Tech 54
O20 0	U.T.-Chattanooga 35
O27 3	at Richmond 45
N3 24	at The Citadel 27
N10 17	at James Madison 21
N17 14	Boston University 41
121	Totals 320

* Oyster Bowl - Norfolk, VA

1985 (3-7-1)

VMI	OPP.
S14 15	at Virginia 40
S21 14	Richmond 28
S28 7	at North Carolina 51
O5 14	The Citadel 14
O12 23	East Tennessee State 19
O19 16	at Marshall 21
O26 39	William and Mary 38
N2 10	at Appalachian St. 26
N9 14	James Madison 7
N16 7	at U.T.-Chattanooga 54
N23 30	at Western Carolina 35
189	Totals 333

1986 (1-10-0)

VMI	OPP.
S13 22	at William & Mary 37
S20 3	Furman 34
S27 7	at James Madison 39
O4 9	Marshall 16
O11 47	at The Citadel 30
O18 9	at Richmond 40
O25 0	at Western Carolina 34
N1 9	Central Florida 38
N8 6	at Georgia Tech 52
N15 6	Appalachian State 19
N22 20	at East Tennessee St. 31
138	Totals 370

1987 (4-7-0)

VMI	OPP.
S12 24	West Virginia Tech 3
S19 10	at Appalachian St. 27
S26 27	Wofford 11
O3 0	at Virginia 30
O10 7	at The Citadel 3
O17 17	James Madison 20
O24 7	at Marshall 42
O31 6	*William & Mary 17
N7 0	at Furman 38
N14 20	East Tennessee St. 13
N21 0	U.T.-Chattanooga 31
118	Totals 235

* Oyster Bowl - Norfolk, VA

Year-By-Year Results

1988 (2-9-0)

VMI	OPP.
S3 10 at East Tennessee State	26
S10 7 at William & Mary	30
S17 13 Richmond	14
S24 20 Marshall	24
O1 13 at Furman	31
O8 20 Appalachian State	34
O22 0 at James Madison	37
O29 18 Wofford	17
N5 7 at Georgia Tech	34
N12 20 *The Citadel	31
N19 24 Western Carolina	20
152 Totals	298

* Oyster Bowl - Norfolk, VA

1989 (2-8-1)

VMI	OPP.
S2 16 East Tennessee State	17
S9 7 at North Carolina	49
S16 17 William & Mary	24
S23 22 at Richmond	27
S30 6 Furman	30
O7 0 at Appalachian State	34
O21 0 at James Madison	25
O28 10 at Marshall	40
N4 39 Davidson	36
N11 20 The Citadel	10
N18 14 at U.T.-Chattanooga	14
151 Totals	306

1990 (4-7-0)

VMI	OPP.
S1 24 Catawba	7
S8 20 at Western Carolina	28
S15 24 James Madison	21
S22 17 at Army	41
O6 22 at Furman	51
O13 47 *William & Mary	59
O20 66 West Virginia Tech	27
O27 7 Marshall	52
N3 3 at The Citadel	23
N10 0 Appalachian State	17
N17 21 at East Tennessee State	20
251 Totals	346

* Oyster Bowl - Norfolk, VA

1991 (4-7-0)

VMI	OPP.
S7 35 East Tennessee State	20
S14 19 at Appalachian State	24
S21 42 Lafayette	21
S28 38 at Richmond	27
O5 28 Furman	46
O12 26 William & Mary	40
O26 14 *The Citadel	17
N2 0 at Virginia	42
N9 27 Western Carolina	25
N16 0 at Marshall	61
N23 14 at U.T.-Chattanooga	50
243 Totals	373

* Oyster Bowl - Norfolk, VA

1992 (3-8)

VMI	OPP.
S5 16 at East Tennessee State	18
S12 16 at William & Mary	21
S19 16 Marshall	34
S26 48 West Virginia Tech	8
O3 13 at Furman	41
O10 25 at Western Carolina	28
O17 12 Appalachian State	27
O24 18 *Richmond	41
N7 44 Wofford	13
N14 0 at The Citadel	50
N21 37 U.T.-Chattanooga (OT)	34
245 Totals	315

* Oyster Bowl - Norfolk, VA

1993 (1-10)

VMI	OPP.
S4 14 at Richmond	38
S18 7 East Tennessee State	10
S25 9 at Army	31
O2 6 * William & Mary	49
O9 0 at Marshall	51
O16 35 U.T.-Chattanooga (2OT)	29
O23 0 Georgia Southern	57
O30 0 at Furman	24
N6 14 at Western Carolina	38
N13 33 at The Citadel	34
N20 21 Appalachian State	35
139 Totals	396

* Oyster Bowl - Norfolk, VA

1994 (1-10)

VMI	OPP.
S3 31 Richmond	34
S17 21 at East Tennessee State	31
S24 7 at William and Mary	45
O1 0 at Georgia Southern	49
O8 7 Marshall	49
O15 14 at U.T.-Chattanooga	49
O22 11 Furman	28
O29 7 Western Carolina	33
N5 15 James Madison	38
N12 14 *The Citadel	58
N19 26 at Appalachian State (OT)	23
153 Totals	437

* Oyster Bowl - Norfolk, VA

1995 (4-7)

VMI	OPP.
S2 28 at Richmond	51
S9 50 Liberty	31
S16 37 East Tennessee State	23
S23 24 at Furman	55
S30 7 William & Mary	27
O7 21 at Marshall	56
O14 17 U.T.-Chattanooga	12
O28 14 at Western Carolina	31
N4 24 Appalachian State	26
N11 34 at The Citadel	7
N18 13 *Georgia Southern	31
153 Totals	437

* Oyster Bowl - Norfolk, VA

1996 (3-8)

VMI	OPP.
S7 7 at Mississippi	31
S14 21 at William & Mary	40
S21 0 at East Tennessee State	38
S28 14 Furman	31
O5 17 at Georgia Southern	20
O12 20 Marshall	45
O19 28 at U.T.-Chattanooga	14
N2 14 Western Carolina	28
N9 20 Richmond	7
N16 34 The Citadel (2OT)	27
N23 14 at Appalachian State	26
189 Totals	296

1997 (0-11)

VMI	OPP.
S6 13 at Wofford	23
S13 12 William & Mary	41
S20 3 at Richmond	56
S27 14 at Furman	35
O4 0 Georgia Southern	49
O11 24 Chattanooga	27
O18 7 at Navy	42
N1 0 at Western Carolina	24
N8 7 Appalachian State	42
N15 6 at The Citadel	28
N22 7 East Tennessee State	17
93 Totals	384

1998 (1-10)

VMI	OPP.
S5 26 Lenoir-Rhyne	7
S12 0 at William & Mary	49
S19 8 at East Tennessee State	44
S26 14 Furman	51
O3 7 at Georgia Southern	63
O10 20 Wofford	42
O17 7 at Chattanooga	45
O24 38 Morehead State	41
O31 17 Western Carolina	39
N7 0 at Appalachian State	51
N14 10 The Citadel	36
147 Totals	468

1999 (1-10)

VMI	OPP.
S4 6 at Richmond	42
S11 15 Concord	14
S18 17 East Tennessee State	26
S25 0 at Furman	58
O2 0 Georgia Southern	62
O9 10 at Wofford	55
O16 0 Chattanooga	27
O23 14 William & Mary	35
O30 2 at Western Carolina	40
N6 7 Appalachian State	34
N13 6 at The Citadel	7
77 Totals	400

2000 (2-9)

VMI	OPP.
S2 31 Duquesne	57
S9 15 at William & Mary	55
S16 3 at East Tennessee State	38
S23 21 Furman	35
S30 3 at Georgia Southern	56
O7 28 Wofford	45
O14 14 at Chattanooga	27
O21 40 Charleston Southern	7
O28 31 Western Carolina	41
N4 0 at Appalachian State	52
N11 41 The Citadel	21
227 Totals	434

2001 (1-10)

VMI	OPP.
A30 18 at Duquesne	41
S8 0 William & Mary	34
S22 7 at Furman	65
S29 14 Georgia Southern	31
O6 14 at Wofford	59
O13 19 Chattanooga (OT)	16
O27 17 at Western Carolina	44
N3 17 Appalachian State	27
N10 7 at The Citadel	49
N17 28 Samford	46
N22 23 East Tennessee State	34
164 Totals	446

2002 (6-6)

VMI	OPP.
A31 27 at Charleston Southern	24
S7 41 Davidson	16
S14 31 at William & Mary	62
S21 21 at East Tennessee State	35
S28 28 Furman	55
O5 7 at Georgia Southern	52
O12 27 Wofford	16
O19 35 at Chattanooga	31
O26 38 Liberty	14
N2 23 Western Carolina	35
N9 13 at Appalachian State	54
N16 23 vs. The Citadel!	21
314 Totals	415

!- Charlotte, NC

2003 (6-6)

VMI	OPP.
A30 10 at Navy	37
S6 31 at Davidson	9
S13 24 William & Mary	34
S20 34 Norfolk State	9
S27 42 Georgetown	14
O4 28 at Liberty	31
O11 50 Charleston Southern	7
O18 25 Gardner-Webb	37
O25 25 at Richmond	35
N1 19 at Coastal Carolina	10
N8 48 Austin Peay	7
N15 23 vs. The Citadel!	27
359 Totals	257

!- Charlotte, NC

2004 (0-11)

VMI	OPP.
S4 14 at Ohio	42
S11 7 Richmond	34
S18 10 Tennessee Tech	16
S25 6 at William & Mary	42
O2 24 at Charleston Southern	25
O9 0 at Georgetown	21
O16 14 Coastal Carolina	21
O23 17 at Gardner-Webb	28
O30 10 at James Madison	41
N6 17 Liberty	38
N20 18 Wofford	19
137 Totals	327

2005 (3-8)

VMI	OPP.
S3 33 Davidson	0
S10 7 William & Mary	41
S17 14 at Duke	40
S24 26 Lehigh	28
O1 10 at Liberty	7
O8 34 Charleston Southern	12
O15 23 at Wofford	38
O22 52 Gardner-Webb (3OT)	55
O29 14 at #13 Coastal Carolina	38
N5 3 at #23 Richmond	38
N19 14 The Citadel	22
230 Totals	319

2006 (1-10)

VMI	OPP.
S2 20 Davidson	19
S9 19 at Norfolk State	32
S16 7 at Richmond	58
S23 6 at William & Mary	38
S30 7 James Madison	45
O7 7 at Army	62
O14 27 Coastal Carolina	31
O21 22 at Charleston Southern	27
O28 31 at Gardner-Webb	35
N11 21 at The Citadel	48
N18 32 Liberty	38
199 Totals	433

2007 (2-9)

VMI	OPP.
S1 20 Lock Haven	0
S8 16 William & Mary	63
S15 17 at James Madison	45
S22 6 at Lehigh	37
S29 40 at Robert Morris	13
O13 21 Presbyterian	45
O20 22 Gardner-Webb	36
O27 35 at Coastal Carolina	42
N3 28 Charleston Southern	37
N10 34 at Liberty	73
N17 28 The Citadel	70
267 Totals	461

Year-By-Year Results

2008 (4-7)

VMI	OPP.	
S6 49	Saint Francis (Pa.)	0
S13 17	at William & Mary	52
S20 69	Chowan	20
S27 31	at Ohio	51
O4 16	Richmond	56
O11 47	Coastal Carolina	20
O25 27	at Gardner-Webb	34
N1 21	at Charleston Southern	31
N8 26	Liberty	38
N15 26	at Stony Brook	40
N22 49	Presbyterian	27
378	Totals	369

2009 (2-9)

VMI	OPP.	
S5 14	Robert Morris	13
S19 16	at #6 James Madison	44
S26 28	at #1 Richmond	38
O3 23	Gardner-Webb	27
O10 6	at Coastal Carolina	20
O17 20	Stony Brook	27
O24 31	at Presbyterian	20
O31 21	Charleston Southern	31
N7 14	at Liberty	54
N14 17	at Army	22
N21 35	Old Dominion	42
225	Totals	338

2010 (3-8)

VMI	OPP.	
S4 48	Lock Haven	6
S11 0	at #11 William & Mary	45
S25 7	at Virginia	48
O2 24	Presbyterian	13
O9 9	at Stony Brook	27
O16 7	Liberty	41
O23 34	at Charleston Southern	16
O30 7	at Army	29
N6 3	Coastal Carolina	31
N13 28	at Old Dominion	45
N20 7	at Gardner-Webb	10
174	Totals	311

2011 (2-9)

VMI	OPP.	
S3 21	Delaware State	24
S10 7	#5 William & Mary	21
S17 19	at Richmond	34
S24 13	at Akron	36
O8 10	at Coastal Carolina	34
O15 21	Charleston Southern	17
O22 14	Stony Brook	42
O29 14	at The Citadel	41
N5 31	at #22 Liberty	37
N12 6	at Presbyterian	38
N19 31	Gardner-Webb	24
187	Totals	351

2012 (2-9)

VMI	OPP.	
S1 10	at Delaware State	17
S8 24	Chowan	17
S15 6	Richmond	47
S22 3	at Navy	41
O6 17	Presbyterian	7
O13 14	at Charleston Southern	32
O20 7	Coastal Carolina	34
O27 7	at Gardner-Webb	38
N3 7	at #9 Stony Brook	45
N10 24	The Citadel	27
N17 14	Liberty	33
133	Totals	388

2013 (2-10)

VMI	OPP.	
A31 0	at Richmond	34
S7 34	Glenville State	27
S14 24	North Greenville	37
S21 0	at Virginia	49
S28 31	Robert Morris (2OT)	37
O12 17	#25 Charleston So.	25
O19 35	at Presbyterian	49
O26 27	at #3 Coastal Carolina	66
N2 7	at Liberty	17
N9 27	Gardner-Webb	9
N16 10	at The Citadel	31
N23 23	Bucknell	35
235	Totals	416

2014 (2-10)

VMI	OPP.	
A30 38	at Bucknell	42
S6 7	at Bowling Green	48
S13 52	Davidson	24
S20 21	at Samford*	63
S27 24	Mercer*	27
O4 7	at #14 Chattanooga*	55
O11 14	at Navy	51
O18 41	Gardner-Webb (2 OT)	47
O25 3	at Wofford*	38
N1 31	Furman*	15
N15 27	at Western Carolina*	42
N22 25	The Citadel*	45
290	Totals	497

2015 (2-9)

VMI	OPP.	
S3 36	at Ball State	48
S12 43	Morehead State	40
S19 10	at #22 Richmond	42
S26 21	at Furman*	24
O3 22	Bucknell (OT)	28
O10 13	Samford*	49
O17 27	#6 Chattanooga*	33
O24 28	at Mercer*	21
O31 20	Wofford*	41
N7 14	at #22 The Citadel*	35
N21 20	Western Carolina*	24
254	Totals	385

2016 (3-8)

VMI	OPP.	
S3 24	at Akron	47
S10 17	at Morehead State	13
S24 23	at Bucknell (3 OT)	17
O1 30	Mercer*(OT)	33
O8 37	ETSU*	7
O15 21	at #24 Samford*	55
O22 13	at #8 Chattanooga*	30
O29 10	Furman*	24
N5 29	at Western Carolina*	32
N12 20	#5 The Citadel*	30
N19 0	at #19 Wofford	17
224	Totals	305

2017 (0-11)

VMI	OPP.	
S2 0	at Air Force	62
S9 20	Catawba	27
S16 0	at Robert Morris	23
S23 7	Chattanooga*	63
S30 14	at Mercer*	49
O7 7	#20 Samford*	26
O14 10	at Furman*	42
O21 7	#19 Western Carolina*	26
O28 3	at The Citadel*	21
N4 6	at ETSU*	24
N11 14	#8 Wofford*	45
88	Totals	408

2018 (1-10)

VMI	OPP.	
S1 3	at Toledo	66
S8 14	at #7 Wofford*	59
S14 24	ETSU*	27
S22 50	at Western Carolina*	52
S29 38	Mercer*	48
O13 22	at Samford*	73
O20 32	The Citadel*	34
O27 27	at Chattanooga*	34
N3 20	Tusculum	11
N10 13	Furman*	49
N17 14	at Old Dominion	77
257	Totals	530

2019 (5-7)

VMI	OPP.	
A31 17	at Marshall	56
S7 63	Mars Hill	21
S14 31	at ETSU* (OT)	24
S21 21	Robert Morris	31
S28 36	Wofford*	51
O5 34	at The Citadel*	21
O12 48	Samford* (OT)	41
O19 27	at Mercer*	34
N2 35	Western Carolina*	43
N9 21	at Furman*	60
N16 6	at Army West Point	47
N23 31	Chattanooga*	24
370	Totals	453

Media Information

WORKING MEDIA

Press passes and parking permits will be supplied well in advance of the season to those media outlets regularly covering VMI football. Parking location will be indicated on the pass, and should be followed unless advised otherwise directly by a member of the Athletic Communications staff. All others are requested to call the Athletic Communications Office far enough in advance so that passes can be mailed.

PHOTOGRAPHERS

Photographers will be granted field privileges, but must limit their work outside the restricted sideline areas. Those holding passes or complimentary tickets will not be permitted in the press box unless covering the game.

PRESS BOX

All press, radio, PA, and statistical crews are located on the fourth floor of VMI's football building, Clarkson-McKenna Hall. Entrance is through the middle door located across from the concession stand behind the stadium. An elevator will take you to the fourth floor. Television and film crews will work from the top of the press box level, and TV broadcast talent will be located at a designated booth on the fourth floor.

ALL individuals in the press box are reminded that it is a working area and per NCAA rules, cheering for either side - regardless of position - will absolutely not be tolerated.

RADIO

Two radio booths are available. One is reserved for the "official" visiting station. Ethernet and phone lines are available.

IT'S VMI, PLEASE

When referring to our athletic teams, it is requested that members of the media refer to this institution as "VMI", or "Virginia Military Institute", not "Virginia Military", the cryptic "Va. Military" or V.M.I. Any help in using the correct moniker would be greatly appreciated.

KEYDET FOOTBALL ON THE WEB

Fans and media are encouraged to follow the team on the VMI athletic home page. Timely information on the football Keydets will be available to both media and fans alike. Included in the service will be schedules, rosters, stats and the latest notes on the team, as well as access to live radio and video game broadcasts. The VMI Keydets can be accessed on the world wide web at www.VMIKeydets.com.

INTERVIEW POLICY

Media members are reminded that all interview requests with VMI players, coaches and staff MUST go through the VMI Athletic Communications Office. Interviews are encouraged to be conducted Monday through Wednesday of game weeks.

INTERNET BROADCASTS

All VMI football game radio broadcasts can be heard on the internet at www.VMIKeydets.com. Listeners can go to the athletic home page and click on the link provided for audio streaming. All video streaming links, including for all home football games, can be accessed on www.VMIKeydets.com as well.



Wade Branner

Associate A.D./Athletic Communications

Coverage: Football, Basketball, Radio Network, Video Event Production



Daniel Whitehead

Associate Athletic Communications Director

Coverage: Secondary FB/BKB, W Soccer, XC/T&F, Rifle, Lacrosse



Mike Carpenter

Assistant Athletic Communications Director

Coverage: M Soccer, Swim + Dive, Wrestling, Baseball, Water Polo

How to reach VMI Athletic

Communications...

Office Phone: (540) 464-7253

Office FAX: (540) 464-7583

Press Box Phone: (540) 464-7834

Web site: www.vmikeydets.com

Twitter: www.twitter.com/vmiathletics

Assoc. AD/Athletic Comm.

(FB Contact): Wade Branner

Office Phone: (540) 464-7515

Home Phone: (540) 463-5033

E-mail: brannerwh@vmi.edu

Associate Director

(Secondary Contact): Daniel Whitehead

Office Phone: (540) 464-7014

Cell Phone: (540) 460-9112

E-Mail: whiteheadk@vmi.edu

Assistant Director: Mike Carpenter

Mailing Address

(USPS or Overnight service):

Virginia Military Institute
Sports Information Office
235 Cameron Hall
Lexington, VA 24450

Directions to Alumni Memorial Field...

Most of our annual visitors know how to get to the Keydet home field, but for those who have never visited the city of Lexington, take note. Further details on general parking will be made available by the Institute office of Communications and Marketing as the season opener draws closer, while Athletic Communications will provide parking info to all applicable media as needed.

From the East, North, or South:

Follow I-81 to Exit 188 B toward Lexington (U.S. 60 west). Follow U.S. 60 west to Nelson Street into town. Turn right at the intersection of Nelson and Main Streets. Follow Main Street .5 mile to the stadium on the right.

From the West:

Follow I-64 East to Exit 55 (U.S. 11) and head south (right turn) toward Lexington. Follow U.S. 11 toward Lexington for .5 mile. Stay to the right across the Maury River Bridge and follow U.S. 11 Business for .3 mile. The stadium will be on your left.

VMI Football History & Traditions



THE OLD IS NEW AGAIN

2014-15 marked VMI's return to the Southern Conference after a 11-year stay in the Big South Conference. VMI was the oldest member in the Southern Conference and competed for the league crown for 79 years. VMI was admitted to the league in December, 1923 and captured seven league football crowns as a SoCon member., winning the league titles in 1951, 1957, 1959, 1960, 1962, 1974 and 1977.

Beginning with the 2016-17 year, with the introduction of SoCon rifle, all of VMI's sports except swimming and diving and water polo competed under the SoCon umbrella.

KEYDETS AND KANGAROOS

No, the Keydet is not a kangaroo, although the term "Keydets" has been used over the years to refer to VMI's athletic teams and the kangaroo has become the established mascot.

The kangaroo was adopted as VMI's mascot in 1947 when two VMI cheerleaders saw a picture of a kangaroo on the front of the magazine and realized how uncommon the animal was as a mascot. The marsupial was originally named "TD Bound", but sometime later his identity changed to "Moe".

VMI is one of only four (University of Missouri-Kansas City, Austin College (Texas) and Akron) colleges across the nation to have a kangaroo as a mascot, and only one of three schools among NCAA Division I institutions. The University of Akron's "Zippy" and UMKC's "Kasey Kangaroo" join "Moe" as the only kangaroos in the Division I ranks.

The source and/or meaning of the nickname "Keydets" is not as easy to find. The term began to catch on in the mid 1930's - prior to that time, the football team was referred to as "The Flying Squadron". A popular, but unproven, explanation of the word "Keydet" is that due to the Southern drawl of some of the members of the Corps of Cadets, the common term cadet was transformed into Keydets. There are, of

course many other possibilities. Regardless of which explanation is correct, the word "Keydet" like kangaroo, will continue to identify VMI's athletic teams.

LITTLE JOHN

The loud and thunderous booms that permeate the confines of Alumni Memorial Field on gameday Saturdays come from Little John, II, the Corps' own cannon. The present cannon used made its first appearance in September 1958, replacing the original Little John, which was retired to the VMI museum after the undefeated football season of 1957.

The cannon presently used was designed by the late Col. Cary S. Tucker of the VMI faculty and is a three-fifths scale replica of a 1750 howitzer used in the Revolutionary War. It has a 20-inch barrel, which is adorned at the top by a shield from a cadet shako.

The cannon is fired when the Keydets take the field, after a VMI score, and at the end of each quarter of play.

THE 12TH MAN

Few football playing institutions can boast 100 percent attendance of its student body at every home game. At VMI, the 1,500 member Corps of Cadets is present to support the Keydets for every contest at Alumni Memorial Field - from the opening kickoff to the final gun.

Approximately 45 minutes before kickoff on home game Saturdays, the Corps forms in front of barracks for the traditional pre-game march-down to Alumni Memorial Field.

THE SOUTH'S FIRST

The first known football game to have been played in the south took place in 1873 between VMI and next-door neighbor Washington and Lee. The contest, played under different rules than conventional modern day football, was played on the VMI Parade Ground with 50 play-



VMI and The Citadel resumed their series, The Battle for the Silver Shako, in 2011. The trophy is awarded to the winner of the game - known as "The Military Classic of the South."

ers a side and won by Washington and Lee, 4-2.

VMI did not officially recognize football as an intercollegiate sport until 1891, but many games had been played by cadet squads before that time.

KEYDETS IN THE PROS

Twelve former VMI football players have risen to the professional ranks. The first was Bosh Pritchard "the Hopewell Hurricane" who played for the Philadelphia Eagles and New York Giants between the 1942 and 1951 seasons. The three most recent VMI football alumni to play professionally were Mark Stock, who played wide receiver for Pittsburgh, Washington and Indianapolis between 1989 and 1996, two-time All-American Thomas Haskins, VMI's all-time leading rusher, who played five seasons with the Montreal Alouettes of the Canadian Football League and current assistant coach Tim Maypray, who donned Montreal's uniform in 2010 and 2011.

Bobby Ross, who captained the 1959 VMI football team, distinguished himself as a coach in both the collegiate and professional ranks, served head coach of the San Diego Chargers and Detroit Lions, guiding the former to Super Bowl XXIX at the conclusion of the 1994. At the collegiate level, he coached The Citadel, University of Maryland, Army and Georgia Tech, winning a share of the 1990 national title at the latter.

TWO UNDEFEATED TEAMS

VMI has fielded two undefeated teams in its 114-year old football history.

The 1920 football squad, the "Flying Squadron" under coach Blandy Clarkson, is VMI's only undefeated and untied team. In 1920, VMI posted six shutouts on the year and tore through the likes of Virginia, North Carolina, and a highly rated Pennsylvania squad coached by the legendary John Heisman. The team outscored its opposition 431-20.

The 1957 squad under Coach John McKenna went 9-0-1, captured

the Southern Conference championship, and attained a ranking as high as 13th in the nation before finishing at 20th in the final Associated Press poll. The team was also extended an invitation to play in the Sun Bowl.

Clarkson-McKenna Hall, the football building adjacent to Alumni Memorial Field, honors both coaches by bearing their names at the front entrance. The facility was dedicated in 1990.

RHODES SCHOLARS

Two VMI football players have earned the distinction of being Rhodes Scholars. Lee D. Badgett was selected in 1961, and Robert C. Randolph was named in 1967. Overall, four VMI athletes have been selected Rhodes Scholars including former VMI superintendent Josiah Bunting, III, a former swimmer from the class of 1963.

ALUMNI MEMORIAL FIELD AT FOSTER STADIUM

The home field of the Keydets was dedicated on October 15, 1921 in a game against the University of Virginia. In 1962, stands were constructed on the south side of the stadium, bringing total capacity to 10,000. The largest crowd to witness a game in the facility was an overflow gathering that saw VMI take on Navy on September 15, 1973. The facility received a major refurbishing in 2006 as part of the Foster Stadium improvements.

FAMOUS ALUMNI PLAYED FOOTBALL

General George C. Marshall, VMI's most distinguished alumnus and class of 1901, played left tackle on the varsity football team. Serving his country as both a soldier and statesman, Marshall rose to the rank of General of the Army and Chief of Staff during World War II, and his post-war achievements included ambassador to China, Secretary of Defense, Secretary of State, and the architect of the Marshall Plan. In 1953, General Marshall received the Nobel Prize for Peace.

SCHOOL COLORS

VMI's school colors are derived from the three colors that symbolized the three prominent branches of the United States Army. Dr. J.H. Campbell, a resident of Lexington and a distinguished graduate of the Institute, is credited with drawing on the significance of these colors and in 1886, wrote "Let red represent the Artillery, White the Infantry, and Yellow the Cavalry." The colors were gradually adopted for the athletic teams into the next century.