

www.vmikeydets.com

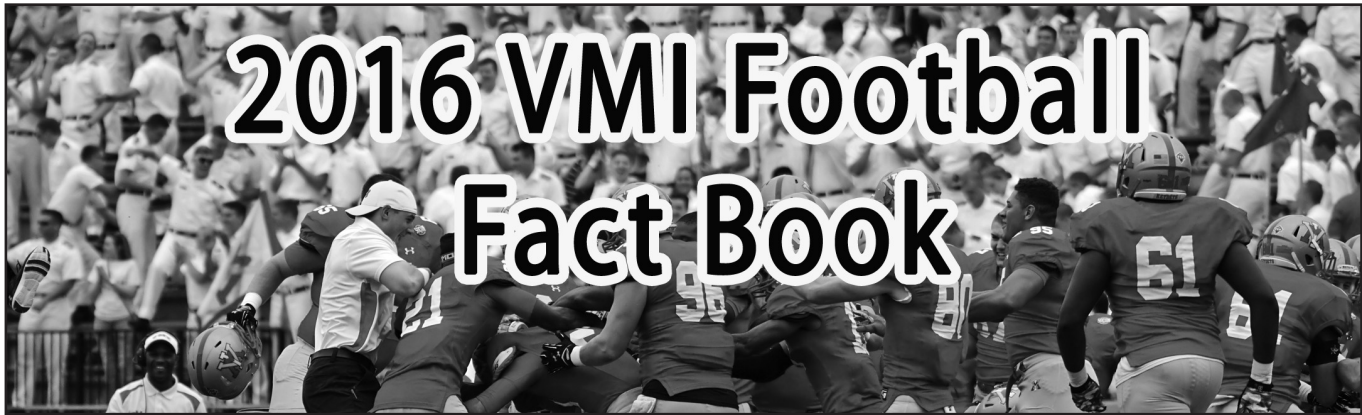
**PROTECT[®]
THIS HOUSE.**
I WILL.



2016 VMI KEYDETS FOOTBALL SEASON FACT BOOK

twitter 
@VMIAthletics





QUICK FACTS	
Name of School	Virginia Military Institute (VMI)
City/Zip	Lexington, Va. 24450
Founded	1839
Enrollment	1,559
Nickname	Keydets
Mascot	Moe (Kangaroo)
School Colors	Red, Yellow & White
Stadium	Alumni Memorial Field at Foster Stadium
Conference	Southern Conference
Superintendent	General J.H. Binford Peay III '62
Athletic Director	Dr. Dave Diles (Ohio '83)
Athletic Department Phone	540-464-7251
Ticket Office Phone	540-464-7266
COACHING STAFF	
Head Coach	Scott Wachenheim (Air Force '84)
Record at VMI	2-9/2nd Season
Overall Record	Same
To Reach Coach	Contact SID
Defensive Coordinator (Secondary)	Tom Clark
Offensive Coordinator (QB)	Dustin Ward
Assistant Coach (OLB/Co-Special Teams)	Justin Hamilton
Assistant Coach (RB)	Tim Maypray
Assistant Coach (WR/TE)	Brad Robbins
Assistant Coach (DL)	Mike Saint Germain
Assistant Coach (OL)	Gordon Sammis
Assistant Coach (ILB)	Justin Wood
Assistant Coach (Asst. Sec./Co-Special Teams)	Josh Zidenberg
Assistant Coach	Tyson Wachenheim
Strength & Conditioning Coach	Dave Forman
Athletic Trainer (Football)	Hillary Masdon
TEAM INFORMATION	
2015 Overall Record	2-9
SoCon Record/Finish	1-6/8th
Starters Returning/Lost	16/8
Letterwinners Returning/Lost	42/15
ATHLETIC COMMUNICATIONS	
Associate A.D./Athletic Communications (FB Contact)	Wade Branner
SID Office Phone	540-464-7253
Home/Cell Phone	540-319-1271
Email	brannerwh@vmi.edu
Associate Athletic Communications Director (Secondary FB)	Brad Salois
Assistant Athletic Communications Director	Daniel Whitehead
Press Box Phone	540-464-7834
Athletic Communications Fax	540-464-7583
Mailing Address	116 Smith Hall; Lexington, Va. 24450
Website	www.VMIKeydets.com
Twitter	@VMIathletics/@VMI_Football

The 2016 VMI Football Fact Book is a product of the VMI Athletic Communications Office. The publication has been produced to aid the media in covering VMI football during the 2016 season.

For additional information, the media may contact the Athletic Media Relations Office, 116 Smith Hall, Lexington, VA 24450. The office may also be reached via telephone at (540) 464-7253, or via fax at (540) 464-7583.

Credits: The 2016 VMI Football Fact Book was written by Wade Branner, Associate A.D./Athletic Communications and designed by Brad Salois, Associate Athletic Communications Director, respectively. Assistance by Daniel Whitehead, with cover design by Joel Balthaser.

Photography: Jeremy Leadbetter, VMI Communications & Marketing, Chuck Steenburgh, B.R. Floyd, Kevin Remington, VMI Archives and Wade Branner.

TABLE OF CONTENTS

Table of Contents/Quick Facts	1
2016 Season Preview	2-3
Head Coach Scott Wachenheim	4-5
Assistant Coaches.....	6-9
2016 Player Rosters/Depth Chart	10-12
2016 Returning Player Bios.....	13-31
2016 Freshman Bios	32
2015 Game Recaps	33-43
2015 Statistics	44-52
Records Versus Opponents.....	53-55
When Was The Last Time?.....	56
Past All-Conference Honorees	57
Record Book.....	58-82
Media Information.....	83
VMI History and Traditions	84-85

2016 Schedule

Sept. 3	at Akron	6:30 p.m.
Sept. 10	at Morehead State	6 p.m.
Sept. 24	at Bucknell	3 p.m.
Oct. 1	Mercer*	1:30 p.m.
Oct. 8	ETSU*	1:30 p.m.
Oct. 15	at Samford*	3 p.m.
Oct. 22	at Chattanooga*	2 p.m.
Oct. 29	Furman*	1:30 p.m.
Nov. 5	at Western Carolina*	2 p.m.
Nov. 12	The Citadel*	1:30 p.m.
Nov. 19	at Wofford*	1:30 p.m.

* = Southern Conference Game

All Times Eastern

2016 Season Preview

The 2016 VMI football team looks to continue improvement it showed the previous season, as the Keydets return 44 total letterman including 16 starters. The foundation features seven starters among 19 letterwinners returning to the offensive unit while the defense will see eight starters return from a year ago from its lettermen group of 23 student-athletes. The Keydets return their placekicker, but must find a new punter for the coming season.

VMI features one of the top returning quarterbacks to the Southern Conference in redshirt junior Al Cobb who in two seasons has revamped the Keydet records books in passing categories. Cobb ranks second on the VMI career passing list with 5,707 yards and 505 completions and 34 touchdowns, and owns four of the top six passing yardage games in VMI history with six career games of 300 or more yards passing. He also holds the career mark for most 200-yard passing games. In 2015, Cobb led the Southern Conference in passing yards per game (273.6), total offense (289.1) and threw for 2,736 yards (2nd highest season in VMI history) and 14 touchdowns which tied him for the second most among SoCon QB's in that category.

Redshirt freshman Austin Coulling will move into the backup quarterback position on the two-deep chart and has shown promising development after spring drills and looks poised to take the field when called upon this season.

The receivers group returns two dynamic performers with all-conference credentials in seniors Aaron Sanders and Dane Forlines. Sanders was named 2015 First Team All-Southern Conference Coaches and Media teams at wide receiver and in 2015 led the Southern Conference in receiving yards per game (81.1) and receptions per game (7.6). Sanders caught a school season record 84

passes for 892 yards and the new school season mark established surpassed Mark Stock's 73 catches in 1988. Sanders also set a new single game record for receptions in a game when he hauled in 16 catches for 218 yards against Mercer Oct. 24 with the 218 receiving yards against Mercer ranking as the third highest total in VMI history. Forlines has proven his versatility on the field and is expected to start at one wideout and will again handle returns. He compiled three 100-yard receiving games on the year (9-101-Morehead State), (7-106-Samford), (9-140-Western Carolina) and made clutch reception to set up the game winning 34-yard field goal against Morehead State. As a return specialist, Forlines showed his play making ability as he was named 2015 All-Southern Conference First Team (both coaches' and media) for return specialist and ranked second in the Southern Conference in all-purpose running with 112.2 yards per game while leading led the SoCon in punt returns averaging 12.9 yards per return.

In addition, redshirt sophomore Jade Maher transitioned to the receiver group from quarterback in the spring and looks to make a contribution there this fall. Sophomore Isaiah Parker is also a returning receiver with game experience from the 2015 season.

The tight end position features two returnees with game experience. Converted quarterback Ryan Swingle moved to tight end last year and is projected as the starter after a productive spring while redshirt junior Chad Jacob will rotate in and has the most experience in the role among the position group.

The running backs must replace graduated Derrick Ziglar who accounted for 476 yards rushing and 10 touchdowns last year. Redshirt sophomore Brice Tucker is projected to be in the rotation at running back as one of the top two options in the backfield and played in

seven games and started the first four games at running back before an injury by Furman in week five limited his playing time the rest of the season. Tucker finished second on the team in rushing with 355 yards on 82 carries and three touchdowns and averaged 50.7 yards on the ground per game and also rushed for a career-high 120 yards on 23 carries and a score against Richmond.

The offensive line returns three starters in redshirt junior center Pat Doucette and tackles Andrew Lewis (senior) and Iyan Roseborough (redshirt senior). Lewis projects as an all-conference contender after making a successful transition to left tackle from tight end a year ago and played on 732 snaps. Doucette is a returning starter at center and Roseborough has seen considerable playing time at both starting and reserve roles and will contend for the starting right tackle position. Depth should be provided by redshirt junior Stephen Miller (guard), redshirt freshman Cole Brummit (center), redshirt freshman Will Morris (guard), and senior Jordan Veal (tackle) who returns to the program after a year away from school.



Patrick Doucette

The defense looks to continue making strides in the improvement produced in the 2015 season. The conference scoring margin improved from -21.0 in 2014 to -12.0 in 2015 thanks in part to defensive unit allowed nearly 8 points per game less per game in conference games compared to the previous year. The defense also allowed 55.2 fewer yards per game from previous year.

The inside linebackers duo of Ryan Francis (R-Jr.) and Allan Cratsenberg (Jr.) headline the defensive unit after putting up strong numbers in 2015. Francis was named second team All-Southern Conference at linebacker as selected by the media and led the team in tackles with 115 total stops including 54 solo hits which also topped the team. Francis also ranked third in the Southern Conference in tackles per game with 10.5 per contest and ranked second on the team in tackles for loss with 9.5 stops. Cratsenberg was second on the defensive charts with 108 total tackles (37 solo and 71 assists) and ranked fourth in the Southern Conference in tackles per game (9.8) and racked up seven tackles for loss for 22 yards-the third highest on the defensive unit and 18th in the league.

The outside linebackers group appears deep and talented with starters Tony Richardson (Jr.) and Brian Lipscomb (R-So.) both returning to their roles. Richardson led the team in tackles-for-loss with 10.0 for 50 yards and completed the year with 30 solo tackles and 18 assists for 48 total tackles and posted at least four tackles in seven games. Lipscomb moved into a starting role last year at outside linebacker and is projected again as a starter and should continue to perform well with a year's experience behind him. Added to the outside linebackers mix will be converted senior defensive back Alijah Robinson who will push for a starting spot and add to the depth at the position. Robinson played in all 11 games with eight starts in the defensive backfield and finished fourth on the team in total tackles with 74 and posted a season-high 11

tackles against Chattanooga.

The defensive line returns just one face with significant starting experience and the group will work to develop chemistry after seeing 2015 starters Joe Nelson (All-SoCon second team) and Denton Ensminger occupy the interior the past three years. Redshirt senior J.C. Garvin will be counted on for leadership as the most with game experience and starts and was a converted tight end who moved over to the defensive side of the ball in 2015. Garvin played in all 11 games and made nine starts at defensive end and had 32 total tackles on the year with 2.5 tackles-for-loss for -9 yards. Redshirt sophomore Zach Baker will contend for a starting role at tackle and ends Darnell Ashton (Sr.), Jarrod Richmond (R-Fr.), and Shavon Henderson (R-So.) contending for playing time.

The secondary appears as deep, talented, and experienced as it has been in years with returning starters Greg Sanders (Jr.), Damian Jones (R-Sr.) returning to their roles as well as veteran Jon Stroyk (R-Jr.). Sanders at safety ranked third on the team in tackles with 81 and led the defensive charts in solo tackles with 52. Jones is a three year starter at cornerback and could be on the verge of his best season yet after posting had 32 solo tackles and 16 assists for 48 total tackles in 2015. Michael Williams and Tyriuk Trotman will provide depth at the corners with converted wide receiver Matt Nicholson filling in at safety. Sophomore Uzoma Kpaduwa experienced a transformative spring practice and showed perhaps the most improvement of anyone in spring drills and nabbed the starting left cornerback spot on the post-spring depth chart.

Senior Dillon Christopher looks to wrap up his placekicking career with a big season in his final year of college ball. Christopher is listed in the VMI record book in several kicking categories and owns three of the 10 field goals in VMI football history made from 50+ yards. Entering the season, Christopher is tied for

fourth in career field goals and converted 11 of 14 field goals for 78.6% success rate and booted a 55-yarder against Western Carolina in the season final which stands as an Alumni Memorial Field record and second-longest in school history. Christopher also produced the game winning 34-yard field goal against Morehead State.

The Keydets must find a replacement for punter Hayden Alford and redshirt sophomore Bill Hogan emerged as the leading contender after a competing for the job in spring drills.

VMI will summon its road prowess and play four home games and seven road contests in the 2016 season. After the opener at Akron, the Keydets will travel to Morehead State (September 10) and Bucknell (September 24) for games sandwiched around a September 17 bye week.

VMI will open its home and Southern Conference schedule October 1 against Mercer. Other games at Foster Stadium include ETSU (October 8), Furman (October 29), and The Citadel (November 12) in the "Military Classic of the South".



Ryan Francis

Head Coach Scott Wachenheim



Scott Wachenheim
Second Season

Scott Wachenheim enters his second year as VMI's head football coach, following a first season that saw the Keydets show a great deal of potential, especially in Southern Conference play. VMI won its first road game in five years, and four of VMI's losses were decided by one score or less, including three games in conference play, and the team's scoring margin improved by nine points per game in SoCon action. The defense allowed nearly eight points per game less than in SoCon games than

it had the previous season, and 55.2 fewer yards per game overall. That defense helped lead the Keydets to that first road victory since 2009, a 28-21 win over Mercer on October 24.

The offense also took a sizeable step forward under Wachenheim, as the team ranked second in the SoCon in passing offense (270.5) and the overall squad ranked second in the SoCon in fewest penalties. All told, the team's improvements led to five Keydets - including three who will return in 2016 - earning SoCon postseason honors.

A 1984 graduate of the United States Air Force Academy and veteran coach with over 25 years of experience in the college ranks, Wachenheim came to VMI from the University of Virginia where he had served for five seasons, including being the Cavaliers offensive line coach since 2011. Prior to his tenure in Charlottesville, Wachenheim

was the offensive coordinator and offensive line coach at Liberty University for three seasons (2006-08).

On naming Wachenheim to the post on Dec. 14, 2014, VMI athletics director Dr. Dave Diles stated, "VMI football is a historically important program, and the search began focused on getting three things right. First, we needed a coach with great leadership attributes and skills. Second, given the uniqueness of the Institute, and the learning curve of working within our system, we needed someone with high intelligence and the vision to utilize our systems as assets; and, finally, finding someone who understands and respects the varied experiences of cadet athletes was paramount. In Scott Wachenheim, we have found all of these things."

"His experience as a cadet and as a football player at the U.S. Air Force Academy, his impressive breadth of coaching assignments at great schools with winning programs across the country, and his leadership ability lend great optimism for the future of VMI football," said VMI Superintendent General J.H. Binford Peay III.

While at Virginia, Wachenheim helped the Cavalier offense in 2011 amass the most rushing yards (2,107) in seven seasons and his offensive unit finished the year ranked no. 24 in the nation in fewest sacks allowed per game (1.23) as UVa advanced to the Chick-fil-A Bowl. In 2012, the Cavalier offense passed for over 3,000 yards for the third consecutive season - the first time that had ever been accomplished in school history. Four starters from his 2011 offensive line unit at UVA were on 2014 Opening Day NFL rosters. In 2013, the offensive line paved the way for UVa's Kevin Parks, the school's first 1,000 yard rusher since 2004.

At Liberty, Wachenheim helped the Flames attain a 10-2 record in 2008 and a second straight Big South Conference championship while averaging 33.7 points and 446.7 yards per game. The offensive unit ranked ninth nationally in the Football Championship Subdivision and





led the Big South Conference in total offense for the second consecutive season as they averaged 429.6 yards a game and 42.6 points per contest in 2007.

Wachenheim was elevated by then Liberty head coach Danny Rocco to assistant head coach prior to the 2007 season. Wachenheim also helped develop three-year starting running back Rashad Jennings – a consensus All-America selection and Walter Payton Award finalist who rushed for a Big South record 3,633 career yards, 633 attempts, and 42 touchdowns. Jennings was a seventh-round selection by the Jacksonville Jaguars in the 2009 NFL draft. Wachenheim also recruited and coached Flames offensive standout and two-time Big South offensive player of the year Mike Brown.

Wachenheim also spent the 2009 season in the NFL ranks as the tight ends coach with the Washington Redskins and helped with the development of tight end Fred Davis who had 48 catches for 509 yards and six touchdowns while filling in for All-Pro Chris Cooley who sustained a season-ending injury.

Prior to his tenure at Liberty, Wachenheim spent 12 seasons (1994-2005) on the staff of Ken Hatfield at Rice University and served the last five seasons as the Owls offensive coordinator. Wachenheim helped Rice build a dominant ball-control offensive attack and in 2004, the

Owls led the nation in rushing offense (306.5 yards per game) after gaining a school record 3,800 yards the previous season which ranked second in the country. In 2001, Rice broke the school single season record for points and total offense (4,846 yards).

Wachenheim also served as recruiting coordinator and coached offensive tackles and tight ends coach at Utah State from 1992-93 and was part of the 1993 Big West Championship staff that claimed the Las Vegas Bowl.

Wachenheim graduated from the Air Force Academy with a bachelor's degree in Civil Engineering and was a four-year starter from 1980-83. He earned first team All-WAC and honorable mention All-America honors his senior year. The 1983 Falcons posted a 10-2 record and were ranked second in rushing offense and attained a 13th team ranking overall.

Wachenheim began his coaching career at Air Force in 1984 when he served as offensive coordinator of the Air Force Academy junior varsity squad before embarking on his active duty commitment.

After serving as an officer in the U.S. Air Force, Wachenheim returned to the college coaching ranks at Arkansas in 1989 and spent two years on the Razorback staff that won a Southwest Conference Championship and Cotton Bowl title. Wachenheim earned his master's degree in athletic administration at Arkansas in 1991. He later served one season at Colorado under head coach Bill McCartney and helped the Buffaloes win the Big 8 title and a Blockbuster Bowl bid.

A native of Woodland Hills, California, Wachenheim and his wife, Karla, have two sons, Kyle and Tyson, who serves on the VMI football staff.



Assistant Coaches

Tom Clark

- ◆ Maryland '86
- ◆ Second Season
- ◆ Def. Coord./Secondary




Will handle VMI defensive backs and serve as defensive coordinator for the second straight season...defense posted sizeable improvements in yards and points allowed under his tutelage in 2015...came to VMI from

William & Mary where he coached Tribe defensive backs for three years (2012-14) and was also promoted to special teams coordinator in 2014...coached two All-American defensive backs at William & Mary who made it to the NFL ranks...was also William & Mary defensive coordinator from 2001-2003 and Liberty defensive coordinator for six seasons where the Flames posted a 47-20 mark and claimed four Big South titles and his defenses were ranked in the Top 25 in scoring defense four times...served as Catholic University head coach during two stints (1994-2000) and (2004-05) and was 56-14-1 in his first stint as Catholic head coach and had three consecutive playoff appearances (1997, 98, 99)... a native of Washington, D.C. and earned a bachelor's degree in kinesiology from Maryland in 1986.

Justin Hamilton

- ◆ Virginia Tech '06
- ◆ Third Season
- ◆ OLB/Special Teams



Will handle outside linebackers for the third consecutive year...joined the VMI coaching prior to 2014 spring drills and began working with the VMI outside

linebackers...came to the Institute from UVa-Wise where he spent three years as defensive coordinator... In 2012, UVa-Wise's defense held opponents under 25 points in five games and the season was highlighted by holding nationally ranked Bethel College to 21 points in an overtime victory... Previously, Hamilton worked with the UVa-Wise football program as the school's strength and conditioning coordinator... played collegiately at Virginia Tech under legendary coach Frank Beamer and he received playing time at running back, wide receiver, defensive back and on the Hokie special teams... was a valuable contributor for the Virginia Tech program and played mostly on the defensive side of the ball... After graduating from Virginia Tech, Hamilton became a member of the Cleveland Browns for two seasons before finishing his career as a Washington Redskin in 2008...a standout at Clintwood High School, Hamilton was one of the most prolific athletes in Southwest Virginia. A four-year football starter who was recruited by numerous NCAA Division I schools, Hamilton also excelled at basketball and track, where he was a competitor at the VHSL state track meet... earned a bachelor's degree in consumer studies at Virginia Tech; he and his wife Brittany have a son, Kam Alexander.

Tim Maypray

- ◆ VMI '10
- ◆ Second Season
- ◆ Running Backs



Former Keydet star begins his second season on the VMI coaching staff, and will coach the running backs once again...returned to his alma mater after he compiled a standout athletic career in football at VMI culminated by being selected recipient of the VMI Intercollegiate Athletic

Award in 2010 which is given to the most outstanding athlete...reaped numerous awards as a receiver, return specialist, running back and quarterback at VMI and was named first team All-Big South as a kick returner in 2007 and punt returner in 2009 and was selected second team All-Big South at wide receiver in 2007 and quarterback in 2008...was named Big South Freshman of the Year in 2006 and Big South Preseason Offensive Player of the Year in 2009...holds the Big South career record for all-purpose yards with 6,129 yards and compiled 10 games of 200 or more all-purpose yards...holds the school single game record for all-purpose running with 346 yards against Charleston Southern in 2007...went to the professional ranks after graduating from VMI and played three seasons in the Canadian Football League...made his debut with the Montreal Alouettes in 2010 and played on the Grey Cup championship team that season...in his first CFL game he returned a missed field goal 125 yards for a TD which set a team record and returned another that year for 118 yards and a TD...also played for the Ottawa Redblacks of the CFL...native of Madisonville, Kentucky and played high school football and basketball at Randolph-Macon Academy in Front Royal, Va. and later served as head basketball coach...also worked as a sales representative in private business in 2012-13...graduated from VMI with a B.A. in Psychology



Brad Robbins

- ◆ UVA Wise '10
- ◆ Fourth Season
- ◆ WR's/TE's/Internal Recruiting



Begins his fourth year on the VMI staff and will work with the Keydet wide receivers again in 2016...coached Aaron Sanders to leading the SoCon in receptions per game last season...previous,

coached VMI's cornerbacks in 2013... spent the 2011 and 2012 seasons at Virginia where he handled various coaching responsibilities ...worked closely with the Cavalier linebackers and safeties in 2012 and assisted with the defensive line in 2011...Robbins was also instrumental with organizing the scout team and coached various special teams drills...worked with former UVA players first team All-ACC selection Steve Greer and San Francisco 49er defensive end Cam Johnson... also served as assistant recruiting coordinator for Virginia following the 2010 season...was a four-year letterwinner in football and baseball at UVA-Wise where he graduated in 2010...was named first team All-Mid South Conference his senior year after throwing for over 3,000 yards and 22 touchdowns. In baseball, Robbins was named 2010 NAIA Second Team All-American as a designated hitter and was a three-time All-Appalachian honoree...a high school standout at Powell Valley, Robbins threw for 6,076 yards career yards and 69 touchdowns...while coaching at Virginia, Robbins earned a M.Ed in Student Affairs Practice in Higher Education in May, 2013.

Mike Saint Germain

- ◆ Lafayette '07
- ◆ Second Season
- ◆ Defensive Line/External Recruiting



Will serve as Keydets defensive line coach and

external recruiting coordinator for the second straight season...came to VMI after serving at his alma mater of Lafayette College as a defensive assistant...served two years on the Virginia football staff (2012-13) as an offensive assistant with Coach Wachenheim...in 2013, Saint Germain coached the UVA fullbacks and assisted with special teams and offensive line...worked with the Cavalier offensive line and tight ends in 2012...coached three years at Franklin & Marshall on the defensive line and helped the Diplomats achieve winning seasons in 2009 and 2010...two-time All-Patriot League offensive line at Lafayette and named AP and Football Gazette third team All-American...graduated from Lafayette College in 2007 with a degree in history...played for Austin Wranglers in the Arena 2 Football League.

Gordon Sammis

- ◆ Virginia '07
- ◆ Second Season
- ◆ Offensive Line




Will serve as offensive line coach for the Keydets once again, after joining the program for the 2015 campaign...came to VMI after coaching the past three years at Columbia

University...coached the Lions tight ends before becoming offensive line coach in 2013...coached two years at Virginia working the 2010 season as an on-field graduate assistant coached tight ends in 2011...a two-year letterman at Virginia and appeared in 27 games from 2003-07 as an offensive guard...earned a bachelor's degree in Political Science and master's degree in Education from Virginia...a prep All-American at Immaculata High School in Flemington, New Jersey and played in the U.S. Army All-American Bowl.



Dustin Ward

- ◆ Illinois '03
- ◆ Second Season
- ◆ Off. Coordinator/QB's



Begins his second year at VMI after 2015 saw his offense flourish...Keydets finished second in passing yards per game (270.5) and QB Al Cobb led the league in passing yards per contest

and total offense...Ward came to VMI from Concord University where he was offensive coordinator and quarterbacks coach from 2011-14...during his stint, Concord was 25-12 with two conference championships, a regional championship, two NCAA playoff appearances including a semifinal appearance...at Concord, Ward coached 32 all-conference selections, six all-region honorees and five All-Americans...Concord averaged 42.4 points per game in 2014 which ranked 10th nationally...also served as offensive coordinator at DePauw from 2007-10 and helped them to a 32-9 record, two Southern Collegiate Athletic Conference titles and two appearances in the NCAA playoffs...also had an assistant coaching stint at Saint Joseph's College in 2006 and was Indiana's recruiting assistant in 2005...began coaching career at DePauw in 2003 as running backs coach...was a four-year letterwinner at Illinois and played in 22 games at quarterback completing 165 passes for 1,946 yards and 13 touchdowns and graduated from Illinois in 2003.

Justin Wood

- ◆ Christopher Newport '06
- ◆ Second Season
- ◆ Inside Linebackers



Will coach the Keydet inside linebackers for the second season in 2016...tutored Second Team All-SoCon pick Ryan Francis in his first year on Post...came to the Institute after serving in various capacities as an assistant coach for eight seasons at his alma mater of Christopher Newport University...was CNU defensive coordinator and specialized in the linebacking corps...started his coaching career at Christopher Newport as a student assistant in 2006 and coached linebackers in 2007 before spending several years teaching locally...returned to the CNU staff in 2011 and was named defensive coordinator in 2012...was one of the top defensive players in CNU history and became the school's second ever player named All-American in 2005 and still holds many CNU records in tackles after finishing with 370 for his career...earned First team All-USA South linebacker for three seasons after being named Second team his freshman season.

Will coach the Keydet inside linebackers for the second season in 2016...tutored Second Team All-SoCon pick Ryan Francis in his first year on Post...came to the Institute after serving in various capacities as an assistant coach for eight seasons at his alma mater of Christopher Newport University...was CNU defensive coordinator and specialized in the linebacking corps...started his coaching career at Christopher Newport as a student assistant in 2006 and coached linebackers in 2007 before spending several years teaching locally...returned to the CNU staff in 2011 and was named defensive coordinator in 2012...was one of the top defensive players in CNU history and became the school's second ever player named All-American in 2005 and still holds many CNU records in tackles after finishing with 370 for his career...earned First team All-USA South linebacker for three seasons after being named Second team his freshman season.

Josh Zidenberg

- ◆ Virginia '08
- ◆ Second Season
- ◆ Asst. Sec./Special Teams Co-Coord.




Begins his second season at the Institute in 2016...came to VMI from UConn where he was a defensive graduate assistant in 2014...served three years as a graduate

assistant coach at Virginia from the 2009-11 seasons...was a player personnel assistant for the Miami Dolphins in 2008 and 2009...Zidenberg is a 2008 graduate of Virginia with a degree in anthropology and earned a master's degree from UVA in administration and supervision in 2011...joined the Virginia football program as a walk-on but was later awarded a football scholarship and won the George Welsh Award following his junior year of 2006 as most outstanding special teams player and awarded the John Polzer Award for ability, sportsmanship, and character...worked two years in private business as Business Development Manager for Movement Mortgage, Inc. in Virginia Beach, Virginia.



Dave Forman

- ◆ James Madison '03
- ◆ First Season
- ◆ Strength and Conditioning



Begins his first full year as Director of Strength and Conditioning...will also serve as the football program's head strength and conditioning coach...came to VMI from the University of Colorado where he was the Director of Sports Performance work-

ing the Buffaloes' football program from January, 2013 through December, 2015...oversaw the entire CU Sports Performance department and designed and outfitted a 12,500 square foot \$1.5 million Champions Center Weight Room....spent two years as Head Football Strength and Conditioning Coach at San Jose State University, where he was a staff member of the 2012 squad that was a Military Bowl participant...prior to that, Forman served three years as a Stanford Cardinal strength and conditioning assistant coach from 2008-10 and worked with the football and wrestling programs...in Forman's final year at Stanford, the Cardinal under head coach Jim Harbaugh enjoyed a banner season going 12-1 including an Orange Bowl title and a final fourth-place ranking in the major polls...while in Palo Alto, Forman also worked with Stanford's wrestling program that finished a university all-time best 11th place at the 2011 NCAA Championships...interned with the Detroit Tigers during 2004 Spring Training and was a volunteer strength coach at USC in 2005...completed a summer internship at the University of Notre Dame in 2006 before holding positions as Assistant Strength and Conditioning Coach at Sacramento State (2006-07) and Northern Arizona (2007) prior to his move to Stanford...has ties to the Shenandoah Valley area at James Madison University where he began his strength and conditioning career as an undergraduate student assistant and was a member of the football team as a linebacker from 1999-2002...earned his Bachelor's degree in Kinesiology from JMU and later earned a M.S. in Exercise Science at the University of Mississippi, Oxford in 2006...a native of Glendale, N.Y., Forman is a graduate of St. Francis Prep (Fresh Meadows, N.Y.) and is certified by the Collegiate Strength and Conditioning Coaches Association and National Strength and Conditioning Association.


Tyson Wachenheim

- ◆ Christopher Newport '15
- ◆ Second Season
- ◆ Assistant Coach



Tyson Wachenheim joined the VMI football coaching staff as an assistant in 2015...continues to work with the tight ends on his father's staff...was a tight end four years from 2011-2014 for the Captains...played high school two years at quarterback at Jefferson Forest High School, a

year of quarterback and tight end at Loudon County High School and his senior year at tight end at Monticello High School for coach Brud Bickell...was an honorable mention All-District pick.



Alphabetical Roster

70	Josh Andre, OL
5	Darnell Ashton, DL
43	Jonathan Baker, LB
52	Zach Baker, DL
42	Troy Barden, LB
86	Matt Blaser, WR
64	Jared Braiman, OL
40	Elliott Brewster, LB
15	Joey Brown, WR
73	Cole Brummit, OL
63	Sawaar Canady, OL
41	Devin Carper, FB
85	Kevin Carson, TE
24	Karee Carter, DB
27	Dillon Christopher, PK
90	Ryan Clark, DL
8	Al Cobb, QB
18	Austin Coulling, QB
46	Allan Cratsenberg, LB
12	Kuony Deng, LB
26	Mason Dermott, WR
92	Patrick Dolan, TE
69	Jameson Donahue, LB
62	Patrick Doucette, OL
45	Tyler Fedison, LB
6	Dane Forlines, WR
44	Ryan Francis, LB
35	Scott Frazier, LB
71	Aaron Gallagher, OL
88	J.C. Garvin, DL
84	Jay Gavin, WR
14	Bishop George, QB
54	Xavier Greenfield, DL
57	Bradley Hann, OL
43	Kyle Harrell, WR
93	Nic Hayes, TE
74	Walker Hays, OL
95	Shavon Henderson, DL
39	Seth Hinton, P
12	Duncan Hodges, QB
34	Bill Hogan, LB/P
82	Kendrick Jackson, WR
81	Chad Jacob, TE
75	Critt Johnson, OL
7	Damian Jones, DB
55	Jake Keith, LS
25	Alex Keys, RB
98	Reed King, PK/P
4	Uzoma Kpaduwa, DB
83	Javeon Lara, WR
37	Najee Lawrence, LB

Numerical Roster

No	Player	Pos.	Cl.	Ht.	Wt.	Hometown/High School (Previous)
1	Quan Myers	RB	So.	5-9	175	Altavista, Va./Brookville
1	Kaleb Tucker	DB	Fr.	6-1	165	Kecoughtan, Va./Kecoughtan
2	Brad Lipscomb	OLB	R-Sr.	6-0	217	Yanceyville, N.C./Yanceyville
3	Tony Richardson	OLB	Jr.	6-3	215	Morgantown, W.Va./University
4	Uzoma Kpaduwa	DB	So.	5-10	185	Round Hill, Va./Woodgrove
4	Jake Paladino	QB/P	R-Fr.	6-1	205	Pennfield, N.Y./Pennfield
5	Darnell Ashton	DL	Sr.	6-2	231	Olyphant, Pa./Valley View
5	Rohan Martin	WR	Fr.	5-10	175	Stafford, Va./Colonial Forge
6	Dane Forlines	WR	Sr.	5-10	190	Richmond, Va./Mills Godwin
7	Damian Jones	DB	R-Sr.	6-1	190	Richmond, Va./Hermitage
8	Al Cobb	QB	R-Jr.	6-3	190	Pulaski, Tenn./Giles County
9	Taylor Stout	DB	Sr.	6-0	180	Midlothian, Va./Midlothian
11	Tyriug Trotman	CB	So.	5-9	155	Virginia Beach, Va./Landstown
12	Kuony Deng	LB	Fr.	6-6	190	Aldie, Va./John Champe
12	Duncan Hodges	QB	Fr.	6-3	220	Kimberly, Ala./Mortimer Jordan
13	Ryan Swingle	TE	R-Jr.	6-3	232	Haymarket, Va./Battlefield
14	Bishop George	QB	Fr.	6-1	215	Shreveport, La./Loyola College Prep
14	Greg Sanders	DB	Jr.	5-10	190	Memphis, Tenn./Christian Brothers
15	Joey Brown	WR	R-So.	6-2	212	Virginia Beach, Va./First Colonial
16	Jade Maher	WR	R-So.	6-5	200	Dunbar, Pa./Connellsville
17	Brice Tucker	RB	R-So.	5-10	175	Hampton, Va./Bishop Sullivan Catholic
18	Austin Coulling	QB	R-Fr.	6-4	200	Salem, Va./Salem
19	Isaiah Parker	WR	So.	5-11	185	Salem, Va./Salem
21	Aaron Sanders	WR	Sr.	6-2	190	Stafford, Va./Brooke Point
22	Daz Palmer	RB	Fr.	5-10	175	Norfolk, Va./Lake Taylor
23	Tyain Smith	RB	Fr.	6-2	200	Chesapeake, Va./Indian River
24	Karee Carter	DB	So.	6-1	180	Woodbridge, Va./Freedom
25	Alex Keys	RB	R-Sr.	5-11	200	Rocky Mount, Va./Franklin Co.
26	Mason Dermott	WR	So.	5-8	165	Roanoke, Va./Hidden Valley
27	Dillon Christopher	PK	Sr.	6-2	200	Newport News, Va./Menchville
28	Matthew Nicholson	DB	Sr.	6-2	192	Front Royal, Va./Warren County
30	Gabe Sutherland	LB	R-So.	5-11	200	McLean, Va./McLean
31	Eddie Stawowczyk	DB	R-So.	5-9	180	Annandale, Va./WT Woodson
32	Jon Strozyk	DB	R-Jr.	6-0	175	Knoxville, Tenn./Powell
33	Alex Ramsey	RB/LB	Fr.	5-11	215	Salem, Va./Salem
34	Bill Hogan	LB/P	R-So.	6-1	225	Amissville, Va./Culpepper
35	Scott Frazier	LB	R-Jr.	6-0	196	Williamsburg, Va./Burton
36	Michael Williams	DB	R-So.	5-10	170	Powder Springs, Ga./McEachern
37	Najee Lawrence	LB	Fr.	6-1	200	Henrico, Va./Glen Allen
38	Alijah Robinson	OLB	Sr.	6-0	185	Waldorf, Md./North Point
39	Seth Hinton	P	Sr.	6-1	212	Blackstone, Va./Nottoway
40	Hunter Marshall	RB	R-Jr.	5-10	194	Radford, Va./Radford
40	Elliott Brewster	LB	Fr.	6-2	200	Dublin, Va./Pulaski
41	Devin Carper	FB	Fr.	5-7	180	Bedford, Va./Liberty
41	Bradley Lythgoe	DB	Fr.	5-11	190	Daleville, Va./Lord Botetourt
42	Troy Barden	LB	R-Jr.	5-11	225	Chesterfield, Va./Cosby
43	Jonathan Baker	LB	Fr.	5-10	200	Evington, Va./Rustburg
43	Kyle Harrell	WR	R-Jr.	5-11	180	Buchanan, Va./James River
44	Ryan Francis	LB	R-Jr.	6-1	205	Knoxville, Tenn./West
45	Tyler Fedison	LB	R-Fr.	6-0	210	Salem, Va./Salem

Alphabetical Roster

72	Andrew Lewis, OL
47	Caleb Lindsey, LB
2	Brad Lipscomb, OLB
58	Brian Lipscomb, OLB
91	Zack Lockhart, DL
41	Bradley Lythgoe, DB
16	Jade Maher, WR
96	Seth Mallory, DL
40	Hunter Marshall, RB
5	Rohan Martin, WR
61	Stephen Miller, OL
65	Matt Milner, OL
87	Alec Mini, WR
86	John Mobley, DL
76	Will Morris, OL
1	Quan Myers, RB
28	Matthew Nicholson, DB
51	Jeremiah Norman, PK
4	Jake Paladino, QB/P
22	Daz Palmer, RB
19	Isaiah Parker, WR
87	Cody Peregoy, OLB
33	Alex Ramsey, RB/LB
80	Pete Reed, WR
3	Tony Richardson, OLB
97	Jarrod Richmond, DE
59	Connor Riddle, LB
38	Alijah Robinson, OLB
66	Iyan Roseborough, OL
47	Zander Royston, TE
21	Aaron Sanders, WR
14	Greg Sanders, DB
50	Chase Smith, OL
99	Tommy Smith, PK/P
23	Tyain Smith, RB
31	Eddie Stawowczyk, DB
60	T.Stevenson-Panchisin, DL
9	Taylor Stout, DB
32	Jon Strozyk, DB
30	Gabe Sutherland, LB
13	Ryan Swingle, TE
77	Tyler Thacker, OL
11	Tyriug Trotman, CB
17	Brice Tucker, RB
1	Kaleb Tucker, DB
49	Kyle Vardo, DL
89	Will Wampler, WR
36	Michael Williams, DB

Numerical Roster

No	Player	Pos.	Cl.	Ht.	Wt.	Hometown/High School (Previous)
46	Allan Cratsenberg	LB	Jr.	6-3	220	Natrona, Pa./Highlands
47	Caleb Lindsey	LB	Sr.	6-1	220	Ashburn, Va./Broad Run
47	Zander Royston	TE	R-Fr.	6-4	205	Fredericksburg, Va./Chancellor
49	Kyle Vardo	DL	R-Jr.	6-0	218	Hayesville, N.C./Hayesville
50	Chase Smith	OL	R-So.	6-3	260	Lovettsville, Va./Woodgrove
51	Jeremiah Norman	K	R-Fr.	5-10	187	Oak Hill, Va./South Lakes
52	Zach Baker	DL	R-So.	6-2	247	Roanoke, Va./Patrick Henry
54	Xavier Greenfield	DL	Jr.	6-0	271	Martinsville, Va./Magna Vista
55	Jake Keith	LS	Fr.	5-10	190	Blacksburg, Va./Blacksburg
57	Bradley Hann	OL	R-Sr.	6-2	282	Springfield, Va./Robert E. Lee
58	Brian Lipscomb	OLB	R-So.	6-3	225	Hampton, Va./Kecoughtan
59	Connor Riddle	LB	Fr.	6-1	170	Stafford, Va./Colonial Forge
60	Thad Stevenson-Panchisin	DL	R-Fr.	6-2	230	Exton, Pa./Downington HS East
61	Stephen Miller	OL	R-Jr.	6-2	275	Brentwood, Tenn./Brentwood Academy
62	Patrick Doucette	OL	R-Jr.	6-1	280	Knoxville, Tenn./Farragut
63	Sawaar Canady	OL	Fr.	6-5	290	Newport News, Va./Heritage
64	Jared Braiman	OL	Fr.	6-4	220	Oak Ridge, N.C./NW Guilford
65	Matt Milner	OL	R-Jr.	6-2	307	Chesapeake, Va./Deep Creek
66	Iyan Roseborough	OL	R-Sr.	6-3	335	Jenkinsville, S.C./Fairfield Central
69	Jameson Donahue	LB	R-Fr.	6-2	210	South Lyon, Mich./South Lyon
70	Josh Andre	OL	Fr.	6-5	257	Warrenton, Va./Fauquier
71	Aaron Gallagher	OL	Fr.	6-2	270	Mechanicsville, Va./Hanover
72	Andrew Lewis	OL	Sr.	6-5	268	Snellville, Ga./Greater Atlanta Christian
73	Cole Brummit	OL	R-Fr.	6-4	250	Glen Allen, Va./Glen Allen
74	Walker Hays	OL	R-Jr.	6-1	265	Vestavia Hills, Ala./Vestavia Hills
75	Critt Johnson	OL	Fr.	6-7	275	Virginia Beach, Va./Bishop Sullivan
76	Will Morris	OL	R-Fr.	6-3	245	Rustburg, Va./Rustburg
77	Tyler Thacker	OL	R-Fr.	6-4	260	Fredericksburg, Va./Stafford
79	Jordan Veal	OL	R-Sr.	6-4	305	Suffolk, Va./Western Branch
80	Pete Reed	WR	R-Jr.	5-9	183	Stafford, Va./Colonial Forge
81	Chad Jacob	TE	R-Jr.	6-3	235	Mechanicsville, Va./Atlee
82	Kendrick Jackson	WR	Fr.	5-8	170	Roswell, Ga./Roswell
83	Javeon Lara	WR	Fr.	6-0	175	Schulenburg, Tex./Schulenburg
84	Jay Gavin	WR	Fr.	6-4	185	Big Stone Gap, Va./Union
85	Kevin Carson	TE	R-So.	6-2	224	Baldwinsville, N.Y./Charles W. Baker
86	Matt Blaser	WR	Fr.	5-11	175	Poquoson, Va./Poquoson
86	John Mobley	DL	R-So.	6-4	235	Portsmouth, Va./Nansemond-Suffolk
87	Alec Mini	WR	Fr.	6-1	190	Salem, Va./Patrick Henry
87	Cody Peregoy	OLB	R-Fr.	6-2	220	Salem, Va./Salem
88	J.C. Garvin	DL	R-Sr.	6-4	230	Kingsport, Tenn./ Sullivan South
89	Will Wampler	WR	R-Fr.	6-1	185	Clayton, N.C./Saint David's School
90	Ryan Clark	DL	Fr.	6-6	220	Alcoa, Tenn./Alcoa
91	Zack Lockhart	DL	Fr.	6-5	200	Lovettsville, Va./Wood Grove
92	Patrick Dolan	TE	Fr.	6-1	210	McLean, Va./McLean
93	Nic Hayes	TE	Fr.	6-4	200	Standardsville, Va./William Monroe
95	Shavon Henderson	DL	R-So.	6-3	250	Dyersburg, Tenn./Dyersburg
96	Seth Mallory	DL	R-Jr.	6-3	251	Williamsburg, Va./Warhill
97	Jarrod Richmond	DE	R-Fr.	6-3	235	Bluefield, Va./Graham
98	Reed King	K/P	Fr.	5-9	150	Yorktown, Va./Grafton
99	Tommy Smith	K/P	So.	6-2	200	Bealeton, Va./Liberty

Projected Depth Chart

Offense

			Ht.	Wt.	Yr.
WR	21	Aaron Sanders	6-2	185	Sr.
	83	Javeon Lara	6-0	175	Fr.
WR	6	Dane Forlines	5-9	180	Sr.
	82	Kendrick Jackson	5-8	170	Fr.
LT	72	Andrew Lewis	6-5	268	Sr.
	79	Jordan Veal	6-4	305	R-Sr.
LG	50	Chase Smith	6-3	260	R-So.
	61	Stephen Miller	6-2	275	R-Jr.
C	62	Patrick Doucette	6-1	280	R-Jr.
	65	Matt Milner	6-2	307	R-Jr.
RG	57	Bradley Hann	6-2	282	R-Sr.
	76	Will Morris	6-3	245	R-Fr.
RT	66	Iyan Roseborough	6-3	325	R-Sr.
	73	Cole Brummit	6-4	250	R-Fr.
TE	13	Ryan Swingle	6-3	232	R-Jr.
	81	Chad Jacob	6-3	225	R-Jr.
WR	5	Rohan Martin	5-10	175	Fr.
	80	Pete Reed	5-9	183	R-Jr.
RB	1	Quan Myers	5-9	175	So.
	17	Brice Tucker	5-10	175	R-So.
QB	8	Al Cobb	6-3	190	R-Jr.
	18	Austin Coulling	6-4	200	R-Fr.

Defense

			Ht.	Wt.	Yr.
LE	88	J.C. Garvin	6-4	230	R-Sr.
	5	Darnell Ashton	6-2	231	Sr.
NT	52	Zach Baker	6-2	247	R-So.
	54	Xavier Greenfield	6-0	271	Jr.
RE	96	Seth Mallory	6-3	251	R-Jr.
	97	Jarrod Richmond	6-3	235	R-Fr.
OLB	38	Alijah Robinson	6-0	205	Sr.
	3	Tony Richardson	6-3	215	Jr.
OLB	58	Brian Lipscomb	6-3	225	R-So.
	30	Gabe Sutherland	5-11	200	R-So.
ILB	44	Ryan Francis	6-1	200	R-Jr.
	35	Scott Frazier	6-0	196	R-Jr.
ILB	46	Allan Cratsenberg	6-3	220	So.
	47	Caleb Lindsey	6-1	220	R-Sr.
CB	7	Damian Jones	6-1	190	R-Sr.
	36	Michael Williams	5-10	170	R-So.
LS	14	Greg Sanders	5-10	190	Jr.
	9	Taylor Stout	6-0	180	Sr.
RS	28	Matthew Nicholson	6-2	192	Sr.
	32	Jon Strozyk	6-0	175	R-Jr.
CB	4	Uzoma Kpaduwa	5-10	185	So.
	1	Kaleb Tucker	6-1	175	Fr.
OR	11	Tyriug Trotman	5-9	155	So.

Special Teams

			Ht.	Wt.	Yr.
K	98	Reed King	5-9	150	Fr.
	27	Dillon Christopher	6-2	200	Sr.
KO	27	Dillon Christopher	6-2	200	Sr.
P	34	Bill Hogan	6-1	225	R-So.
LSN	55	Jake Keith	5-10	190	Fr.
H	13	Ryan Swingle	6-3	225	R-Jr.
KR	6	Dane Forlines	5-9	190	Sr.
	14	Greg Sanders	5-10	190	Jr.
PR	6	Dane Forlines	5-9	190	Sr.

VMI's 2015 Record When

Home	1-5
Away	1-4
Playing On Grass	1-6
Playing On Turf	1-3
Winning The Coin Toss	1-5
Losing The Coin Toss	1-4
Receiving The Ball First	2-6
Kicking Off First	0-3
Leading After the 1st Quarter	1-2
Trailing After the 1st Quarter	1-4
Tied After the 1st Quarter	0-3
Leading at Halftime	2-4
Trailing at Halftime	0-5
Tied at Halftime	0-0
Leading After the 3rd Quarter	2-1
Trailing After the 3rd Quarter	0-8
Tied After the 3rd Quarter	0-0
Leading with 2:00 Left	1-0
Trailing with 2:00 Left	0-9
Tied with 2:00 Left	1-0
Scoring First	2-3
Opponent Scores First	0-6
Scoring 40 or more points	1-0
Scoring 30-39 points	0-1
Scoring 20-29 points	1-5
Scoring less than 20 points	0-3
Allowing Opponent less than 20 points	0-2
Allowing Opponent 20 or more points	1-7
Allowing Opponent less than 30 points	1-3
Allowing Opponent 30 or more points	1-6
Rushing for 100 yards or more	2-3
Rushing for less than 100 yards	0-6
Passing for 200 yards or more	2-6
Passing for less than 200 yards	0-3
Totaling 400 yards or more in offense	2-3
Totaling less than 400 yards in offense	0-6
Allowing Opp. 150 or more rushing yards	1-6
Allowing Opp. less than 150 rushing yards	1-3
Allowing Opp. 200 or more passing yards	2-5
Allowing Opp. less than 200 passing yards	0-4
Committing Fewer Turnovers	0-1
Committing Equal Turnovers	0-3
Committing More Turnovers	2-5
Committing One Turnover or Less	0-3
Committing Two Turnovers or More	2-6
Playing In September	1-3
Playing In October	1-4
Playing In November	0-2

Player Bios



#5 Darnell Ashton

Senior ♦ DL ♦ 6-2, 231
Olyphant, Pa.
Valley View

THREE-YEAR LETTERMAN - Moves

to the defensive line after seeing action at linebacker his previous three years...had increased weight to handle new position assignment...slated at one end position on the post spring two-deep chart...has been sidelined by injury in his career and looks for a healthy season this fall...one of the top conditioned athletes and tested in the top three in the hang clean, back squat, and power index in workouts.

2015 - Played in seven games and was limited by injury...did not play in the Morehead St., Bucknell, Chattanooga, and Wofford games...played 22 plays at Richmond and 19 snaps at The Citadel...Finished the year with two solo tackles and nine assists... had a season-high six tackles against Richmond and three versus The Citadel.

2014 - Played in the first five games of 2014 with starts against Samford and Mercer before an injury limited him to just 11 snaps (Furman) over the remaining seven games...made 14 solo tackles and 19 assists for 33 tackles including three-for-loss...posted a season-high 12 tackles including one forced fumble against Davidson...had a season-high seven solo stops including 2 TFL against Samford...credited with a pass break-up against Mercer...lettered for the second time.

2013 - Saw action in nine games and was on the field for 170 total plays seeing action at reserve linebacker and special teams...was sidelined with injury the last two games of the season...lettered for the first time...finished with 11 solo tackles and 15 assists...had a game high eight tackles against Coastal Carolina...posted five tackle games against Virginia and Liberty and was credited with a sack against Liberty...had three solo tackles against Presbyterian.

HIGH SCHOOL - Graduate of Valley View HS in Olyphant, Pa...finished career with 123 tackles, five sacks and one interception...helped lead the team, and its top ranked defense, to District 2 AAA Championship as a junior, and a return trip to the playoffs as a senior...Lackawanna Football Conference Division I All-Star...Lackawanna Conference Division I Discus Champion...National Honor Society.

MAJOR - Majoring in Economics and Business.

Ashton's Career Stats

Defensive											
YR	G	T/A	Tot.	QBS	TFL-Y	FR	FF	PBU	Int.	Yds.	TD
2013	10	11/15	26	0	0.5-1	0	0	0	0	0	0
2014	6	14/19	33	0	3.0-8	0	1	1	0	0	0
2015	7	2/9	11	0	0-0	0	0	0	0	0	0
Totals	23	27/43	70	0	3.5-9	0	1	1	0	0	0



#52 Zach Baker

R-Sophomore ♦ DL ♦ 6-2, 247
Roanoke, Va.
Patrick Henry

ONE-YEAR LETTERMAN - Expected

to see significant playing time as a starter on the defensive line after serving as a reserve last year...slated at nose tackle...Southern Conference Honor Roll member...Civil Engineering Major.

2015 - Played in four games and lettered (Samford, Chattanooga, Mercer, and Wofford)...saw action on 52 snaps...posted two tackles against Mercer and Wofford.

2014 - Did not see game action.

HIGH SCHOOL - A graduate of Patrick Henry High School in Roanoke.

MAJOR - Civil Engineering major.

Baker's Career Stats

Defensive											
YR	G	T/A	Tot.	QBS	TFL-Y	FR	FF	PBU	Int.	Yds.	TD
2015	4	1/4	5	0	0-0	0	0	0	0	0	0
Totals	4	1/4	5	0	0-0	0	0	0	0	0	0



#42 Troy Barden

R-Junior ♦ LB ♦ 5-11, 225
Chesterfield, Va.
Cosby

ONE-YEAR LETTERMAN - Saw his first action on the field last year and expected to contribute on more snaps this fall...had four tackles in the first spring scrimmage.

2015 - Played in four games (Samford, Chattanooga, Mercer, and Wofford) and lettered for the first time...had two solos and one assisted stop against Samford and one solo tackle against Mercer.

2014 - Did not see game action.

2013 - Did not see game action.

HIGH SCHOOL - Graduate of Cosby HS.

MAJOR - Majoring in Economics and Business.

Barden's Career Stats

Defensive											
YR	G	T/A	Tot.	QBS	TFL-Y	FR	FF	PBU	Int.	Yds.	TD
2015	5	2/1	3	0	0-0	0	0	0	0	0	0
Totals	5	2/1	3	0	0-0	0	0	0	0	0	0



#15 Joey Brown

R-Sophomore ♦ WR ♦ 6-2, 212
Virginia Beach, Va.
First Colonial

Expected to help the depth at wide receiver...got plenty of reps in the spring at Z

position...vying for a spot in the two-deep.

2015 - Saw action in one game (Samford) and played four snaps.

2014 - Did not see game action

HIGH SCHOOL - A graduate of First Colonial High School in Virginia Beach, Va.

MAJOR - Mechanical Engineering major.



#73 Cole Brummit

R-Freshman ♦ OL ♦ 6-4, 250
Glen Allen, Va.
Glen Allen

Had a productive spring practice and emerged on the two-deep at reserve right tackle...will provide depth on the offensive line.

2015 - Did not see game action (Redshirted).

HIGH SCHOOL - A graduate of Glen Allen (Va.) High School...four-year varsity starter...team captain.

MAJOR - Biology.



#85 Kevin Carson

R-Sophomore ♦ TE ♦ 6-2, 224
Baldwinsville, N.Y.
Charles W. Baker

Came to the team as a walk-on in the fall of 2015...has worked out at tight end and gives

depth to the position.

2015 – Did not see game action

HIGH SCHOOL – A graduate of Charles W Baker High School in Baldwinsville, N.Y.

MAJOR – Civil Engineering.



#24 Karee Carter

Sophomore ♦ DB ♦ 6-1, 180
Woodbridge, Va.
Freedom

ONE-YEAR LETTERMAN - Will provide depth in the secondary...saw action as a true

freshman in 2015.

2015 – Played in five games (Ball State, Samford, Chattanooga, Mercer, and Wofford) and lettered...saw most action during the year on special teams...played 12 snaps at Ball State and 10 snaps against Samford.

HIGH SCHOOL – A graduate of Freedom High School in Woodbridge, Va.

MAJOR - Computer Science major.

Carter's Career Stats

Defensive											
YR	G	T/A	Tot.	QBS	TFL-Y	FR	FF	PD	Int.	Yds.	TD
2015	5	0/0	0	0	0	0	0	0	0	0	0
Totals	5	0/0	0	0	0	0	0	0	0	0	0



Dillon Christopher (L)



#27 Dillon Christopher

Senior ♦ K ♦ 6-2, 200
Newport News, Va.
Menchville

THREE-YEAR LETTERMAN – Has etched his name in the VMI record book in several kicking categories...owns three of the 10 field goals in VMI football history made from 50+ yards...entering the season, tied for fourth in career field goals made (27) and tied for second in career PAT's made 86...ranked 8th in school career scoring (86)...has attempted the fourth most field goals (43) in VMI history.

2015 - Converted 11 of 14 field goals for 78.6% success rate...kicked a 55-yarder against Western Carolina in the season finale which stands as an Alumni Memorial Field record and second longest in school history...kicked game winning 34-yard field goal against Morehead State and was named SoCon Special Teams Player of the Week for that effort... made his first five attempts of the year and seven of the first eight attempts before finishing the year converting four of the last five tries...was a perfect 5 for 5 from 20-29 yards and made both attempts over 40 yards...was second on the team in scoring with 58 points...was 25 of 28 in extra-points...averaged 59.6 yards per kickoff with eight touchbacks...named to the 2015 preseason All-Conference team...lettered for the third time.

2014 – Converted 7 of 13 field goals and 33 of 35 PATs...finished the season strong by converting his last four field goal attempts...hit a season-high two field goals in both attempts against Western Carolina including a 45-yarder...nailed a season-high 49-yarder against Mercer...had 18 touchbacks in 2014 – an improvement of +10 from the previous season...lettered for the second time.


2013 – Stepped in as a true freshman and handled both placekicking and kickoffs...converted nine of 16 field goals and 28 of 29 extra points...kicked 52-yard field goals against both Gardner-Webb and Bucknell to become the first Big South kicker to blast two field goals from that distance in the same season while VMI was competing in the league ...kicked the fifth-most PATs in a season in school history...his 52-yard field goals tie him for the fourth longest in VMI program history...was named special teams player in the BSC November 11 for his performance against Gardner-Webb...ranked third in the BSC in field goals made per game and fourth in kick scoring points...kicked off for eight touchbacks on the season...seven of his nine field goals were from 30+ yards.

HIGH SCHOOL – Attended Menchville High School (Newport News, Va.)...2012 First Team All-757, All-Peninsula District, All-Region and All-Stars...set new VHSL record with a 60-yard field goal in 2011, when he earned a litany of honors, including: All-State Second Team specialist (Virginianpreps.com), First Team All-Region specialist (VaPreps), First Team All-District kicker, Second Team All-District punter, Second Team All-757 kicker, First Team All-757 (junior team) kicker and the MVP award for his team...2010 Second Team All-District and All-757 Freshman/Sophomore First Team, when he also earned honorable mention honors for the main All-757 team and set a new district record for longest field goal.

MAJOR - Majoring in Economics and Business.

Christopher's Career Stats

Kicking							
YR	G	XPM-A	PCT	FGM-A	PCT	LG	PTS
2013	12	28-29	96.6	9-16	56.2	52	55
2014	12	33-35	94.3	7-13	53.8	49	54
2015	11	25-28	89.3	11-14	78.6	55	58
Totals	35	86-92	93.5	27-43	62.8	55	167





#8 Al Cobb

R-Junior ♦ QB ♦ 6-3, 190
Pulaski, Tenn.
Giles County

TWO-YEAR LETTERMAN – Should contend for All-Southern Conference honors

and is one of the top returning quarterbacks in the league...continues to place name on the school record and career passing charts...owns four of the top six passing yardage games in VMI history...leads VMI in career total offense with 5,986 yards...has 10 career games of 300 or more yards passing...holds the career mark for most 200-yard passing games (15)...in just two seasons, ranks second on the VMI career passing list with 5,707 yards and 505 completions and 34 touchdowns...on track for the highest career completion rate with a 61.1% mark heading into the year...owns the top two single season passing marks in VMI history as well as the top single season completion mark (269-2014)...academically distinguished Biology major and SoCon Honor Roll recipient...FCSA-DA Academic All-Star.

2015 – Led the Southern Conference in passing yards per game (273.6) and total offense (289.1)...threw for 2,736 yards (2nd highest season in VMI history) and 14 touchdowns which tied him for the second most among SoCon QB's in that category...had seven 200+yard passing games and four contests of 300+ yards...started the year off with a career-high 399 yards on 33 of 47 and three touchdowns against Ball State...followed with 314 yards and two touchdowns against Morehead State...tossed for 391 yards and two touchdowns in win at Mercer and finished with 370 yards on a school record 35 completions one week later against Wofford...played in all but one game (The Citadel) when he was held out because of injury...lettered for the second time.

2014 - Named 2014 Southern Conference Freshman of the Year...Led the SoCon with 2,971 passing yards and tossed 20 touchdowns on 269-for-438 passing...started all 12 games for the Keydets, throwing for at least 200 yards in nine of them and multiple touchdowns in six named SoCon Freshman of the Week four times... was fifth in voting for the Jerry Rice Award which honors the nation's top FCS freshman...set school season marks for passing yards (2,971), touchdown passes (20), and total offense (3095)...compiled six games of 300 or more yards passing...compiled the most prolific passing game for a VMI quarterback when he completed 34 of 53 passes for 351 yards and a school record six touchdown passes against Gardner-Webb...tossed four touchdowns in his college debut against Bucknell...finished the season with a season-high 396 yards against The Citadel...completed a season-long 60 yarder to Aaron Sanders against Davidson...completed 61.5% of his passes and had a 2 to 1 touchdown pass to interception ratio...averaged 257.9 total offense yards per game.

2013 – Did not see game action.


HIGH SCHOOL – Attended Giles County High School (Pulaski, Tenn.)...Class 4A MR. Football Finalist...District 12-AA MVP...selected to Tennessee East v. West All-Star Game...MVP for West All-Star Game...awarded Golden Arm in Elite II QB Camp...Channel 2 Prep Player of the Week...awarded Tradition of Service Award from Music City Bowl Sponsors...3,883 total yards and 55 total TDs...73% passing, 2,860 yds., 34 TDs, six int...1,023 yds. rushing and 21 TD's...Junior - All District 12-AA...MVP - Quarterback...selected to play on "West Tennessee Express" seven vs. seven team...3,709 total yards and 29 total TD's...64% passing, 2,722 yds., 22 TDs, 10 int...987 yds. rushing and seven TD's...Sophomore - All-District 12-AA...MVP - Quarterback...2,373 total yards and 20 total TD's...63% passing, 1,778 yds., 13 TDs, nine int...595 yds. rushing and seven TD's.

MAJOR - Majoring in Biology.

Cobb's Career Stats

Passing								
YR	G	Cmp.-Att.	Effic.	Pct.	Yds.	TD	INT	LG
2014	12	269-438	128.9	61.4	2971	20	10	60
2015	10	238-389	122.9	61.2	2736	14	18	80
Totals	22	507-827	126.1	61.3	5707	34	28	80

Rushing								
YR	G	No.	Yds.	Avg.	LG	TD	YPG	
2014	12	56	124	2.2	25	2	10.3	
2015	10	79	155	2.0	26	2	15.5	
Totals	22	135	279	2.1	26	4	12.7	



#18 Austin Coulling

R-Freshman ♦ QB ♦ 6-4, 200
Salem, Va.
Salem

Coming off a productive spring and locked down the no. 2 spot at QB in spring

drills...completed eight of 15 passes for 85 yards in the first spring scrimmage and tossed a 20-yard TD pass...capped the final spring scrimmage with a successful two-point run.

2015 - Redshirted the season and did not see game action.

HIGH SCHOOL – A graduate of Salem (Va.) High School...All-Timesland and All-Conference...holds school's single season touchdown and completions record as well as career completions and completion percentage...second all-time at school in TD passes and yards – 27 TD's, 122 completions, 2,177 yards – all senior season...career numbers – 237 completions, 38 TD passes, 3,700 yards passing (64%) 237/372...lettered in football (three years) - Baseball (three years) where he was All-Timesland and All-Conference Infielder and basketball (two years)...National Honor Society...Virginia Boys' State...participated in the Virginia Commonwealth All-Star Baseball Games.

MAJOR – Economics and Business Major.



#46 Allan Cratsenberg

Junior ♦ LB ♦ 6-3, 220
Natrona, Pa.
Highlands

TWO-YEAR LETTERMAN - A leader on the defense at inside linebacker where he is

slated to start for the third season...should contend for all-conference honors... teams with Ryan Francis for one of the best inside linebacker combos in recent school history...carries a 16-game starting streak into the season...has 170 career tackles.

2015 – Played and started all 11 games at inside linebacker and was second on the defensive charts with 108 total tackles (37 solo and 71 assists)...ranked fourth in the Southern Conference in tackles per game (9.8)...racked up seven tackles for loss for 22 yards-the third highest on the defensive unit and 18th in the league...posted 15 tackles in both the Ball State game and Furman games before logging a career-high 17 tackles against Wofford (12 assists)with two tackles-for-loss...posted double-digit tackles in five games...recovered a fumble against Morehead State... lettered for the second time.

2014 – Played in all 12 games and one was on the top true freshman defenders...made five consecutive starts at the end of the season starting with the Gardner-Webb game... had 16 tackles as a reserve over the first seven games of the year and then posted 49 total stops over the last five games as a starter...finished the season with consecutive double-digit tackle games of 17 (season-high) against Western Carolina and 11 against The Citadel...the 17 tackles against Western Carolina which was the most by a Keydet in 2014...had a 12-yard tackle for loss against Western Carolina and forced two fumbles.

HIGH SCHOOL – A graduate of Highlands High School in Natrona, Pa....First Team All-State...two-time VND Defensive Player of the Year...three-time all-conference...National Honor Society...3.7 GPA...intends to major in business and economics.

MAJOR - Civil Engineering major.

Cratsenberg's Career Stats

Defensive												
YR	G	T/A	Tot.	QBS	TFL-Y	FR	FF	PD	Int.	Yds.	TD	
2014	12	27/40	67	0	1.5-14	0	2	1	0	0	0	
2015	11	38/70	108	0	7.0-22	1	0	1	0	0	0	
Totals	23	65/110	175	0	8.5-36	1	2	2	0	0	0	



Al Cobb (Top)
and Allan Cratsenberg (Bottom Left)



#26 Mason Dermott

Sophomore ♦ WR ♦ 5-8, 165
Roanoke, Va.
Hidden Valley


Had a productive spring and worked himself into the two-deep picture at wide

receiver...listed at reserve and will help depth in the receiving corps...caught a 20-yard TD pass in the first spring scrimmage.

2015 – Came to the team as a walk-on and appeared in one game and played for three snaps against Morehead State.

HIGH SCHOOL – A graduate of Hidden Valley High School in Roanoke, Va.

MAJOR - Biology major.



#69 Jameson Donahue

R-Freshman ♦ LB ♦ 6-2, 210
South Lyon, Mich.
South Lyon

Walk on who came to the team last year...will provide depth to the linebacker corps.

2015 – Did not see game action.

HIGH SCHOOL – A graduate of South Lyon (Mich.) High School

MAJOR – Economics and Business Major



#62 Patrick Doucette

R-Junior ♦ OL ♦ 6-1, 280
Knoxville, Tenn.
Farragut

TWO-YEAR LETTERMAN – Returning two-year starter on the offensive line...will handle the starting center position for the third straight year...one of the most experienced players on the offensive line...produced the top score in the hang clean testing in the weightroom... SoCon Academic Honor Roll recipient.

2015 – Started in 10 of 11 games missing only the Wofford game because of injury sustained in the Mercer game the week before...on the field for 731 total snaps on the year...also handled special teams snaps...lettered for the second time.

2014 – Started all 12 games at center in his first year on the field and lettered for the first time...was a key player in the development of the offense under Al Cobb as the year progressed...saw the second most snaps of any offensive lineman on the line with 877...graded tops among linemen in five games (Bowling Green, Davidson, Chattanooga, Furman, and Western Carolina).

2013 – Did not see game action.

HIGH SCHOOL – Attended Farragut High School (Knoxville, Tenn.).

MAJOR – Biology major.



#45 Tyler Fedison


R-Freshman ♦ LB ♦ 6-0, 210
Salem, Va.
Salem

Will provide depth at linebacker...has worked out at inside linebacker at Mike...looking to make a contribution this fall...SoCon Academic Honor Roll Recipient.

2015 – Did not see game action.

HIGH SCHOOL – A graduate of Salem (Va.) High School...First Team All-State linebacker junior and senior seasons (2013 & 2014) for VHSL, Rivals, VHSCA...First Team All-North Region (2013 & 2014)...First Team All-Conference (2013 & 2014)...Conference 24 Defensive Player of the Year 2014...career stats: tackles – 367 (2nd all time at Salem), solo – 215 (3rd all time), assists – 152 (1st all time), tackles for loss – 33 (2nd all time), sacks – 20.5 (2nd all time), hurries – 33 (1st all time)

MAJOR – Civil Engineering major.



Dane Forlines



#6 Dane Forlines

Senior ♦ WR ♦ 5-10, 190
Richmond, Va.
Mills Godwin

THREE-YEAR LETTERMAN -

Returning all-conference performer...sure-handed receiver who will be a leader on the offensive unit and special teams...has proven his versatility on the field...expected to start at one wideout and handle returns.

2015 – Named 2015 All-Southern Conference First Team for return specialist as selected by the league coaches and also media ... ranked second in the Southern Conference in all-purpose running with 112.2 yards per game...led the SoCon in punt returns averaging 12.9 yards per return with a long of 49 yards against Samford...accounted for 266 all-purpose yards against Samford when he returned three punts for 83 yards, four kickoffs for 84 yards and caught seven passes for 106 yards...was second on the team in receptions (53) and receiving yards (690)...compiled three 100-yard receiving games on the year (9-101-Morehead State), (7-106-Samford), (9-140-Western Carolina)...made clutch reception to set up the game winning 34-yard field goal against Morehead State September 12.

2014 – Played in all 12 games and had 38 receptions which tied for the third most on the team...averaged 15.3 yards per catch which ranked second among receiver regulars...Tied for the team lead in touchdown receptions with four...caught at least one pass in every game...set the tone for his season when he caught four passes for 44 yards against Bucknell including a touchdown...posted a season-high five catches for 72 yards including a 27-yarder against Bowling Green and also had five catches for 51 yards against Navy...also hauled in TD catches against Gardner-Webb, Furman, and The Citadel...handled all but two of the 22 punt returns and had a return of 20 yards against Gardner-Webb...was fourth on the team in scoring with 26 points and ranked fifth in total offense averaging 39.9 yards per game...lettered for the second time.

2013 – Saw action in 9 games mostly on special team...lettered as a true freshman...did not play in final two games of the year because of injury...caught 15 passes for 123 yards and one touchdown...caught a season-high five passes for 71 yards and a score against Robert Morris...led team in kick returns with 30 returns for 555 yards and an 18.5 per return average...had the longest kick return on the team last year with 35 yards against Robert Morris...was second on the team in all-purpose yardage with 709 yards (70.9 per game).

HIGH SCHOOL – Attended Mills Godwin HS... four-year starter and two-time team captain...three-time First Team All-District (DB)...two-time First Team All-District (QB)...First Team All-District and All-Region as a returner...All-Metro (DB)...70 career combined touchdowns.

MAJOR - Economics and Business major.


Forlines' Career Stats

Receiving							
YR	G	No.	Yds.	Avg.	LG	TD	YPG
2013	10	15	123	8.2	36	1	12.3
2014	12	38	396	10.4	40	4	33.0
2015	11	53	690	13.0	49	0	62.7
Totals	33	106	1209	11.4	49	5	36.6

Rushing							
YR	G	No.	Yds.	Avg.	LG	TD	YPG
2013	10	4	6	1.5	5	0	0.6
2014	12	2	5	2.5	3	0	0.4
2015	11	5	3	0.6	7	0	0.3
Totals	33	11	14	1.3	7	0	0.4

Kickoff Returns					
YR	Att.	Yds.	Avg.	LG	TD
2013	29	556	19.2	35	0
2015	17	347	20.4	27	0
Totals	46	903	19.6	35	0

Punt Returns					
YR	Att.	Yds.	Avg.	LG	TD
2013	6	24	4.0	11	0
2014	20	78	3.9	20	0
2015	15	194	12.9	49	0
Totals	41	296	7.2	49	0



#44 Ryan Francis

R-Junior ♦ LB ♦ 6-1, 205
Knoxville, Tenn.
West

TWO-YEAR LETTERMAN - Returning All-Southern Conference

performer...teamed with Allan Cratsenberg to form a dynamic inside linebacker duo...returns to will linebacker as a starter...played well in spring scrimmages and had a pass break-up in the first scrimmage and tackle-for-loss in the final scrimmage...Southern Conference Academic Honor Roll Recipient.

2015 – Named second team All-Southern Conference at linebacker as selected by the media...Started all 11 games at inside linebacker...Led the team in tackles with 115 total stops including 54 solo hits which also topped the team...ranked third in the Southern Conference in tackles per game with 10.5 per contest...ranked second on the team in tackles for loss with 9.5...broke up passes in Morehead State, Bucknell, and Mercer games...finished the season with career-high back-to-back 15-tackle efforts against The Citadel (10 solo hits) and Western Carolina...forced two fumbles against The Citadel...had double-digit tackles in eight of 11 games...posted three tackles-for-loss for 8 yards against Furman...logged 12-tackle games against Ball State and Samford.

2014 – Played in all 12 games and started 10 of 12 games at outside linebacker...ranked second on the team in tackles with 71...tied for second on the team in tackles for loss with 6.5 for 21 yards... turned in big plays in the opener against Bucknell forcing and recovering a fumble which led to a score and registering a sack for 10 yards in the process...posted double-digit tackles in three games including a season-high 12 tackles against Furman and Western Carolina in consecutive weeks...had 10 tackles against Davidson...recovered a fumble against Bowling Green...ranked 12th in the SoCon in tackles per game (3.0)...lettered for the first time...registered sacks against Chattanooga and Furman.

2013 – Did not see game action.

HIGH SCHOOL – Attended West High School (Knoxville, Tenn.)...two-Time Class 5A All-State (DB) - Had eight interceptions and 75 tackles as a junior...Prep Extra First Team in 2012-13...2012 Team Captain...District MVP...also served as quarterback and compiled school's single-season record with 33 touchdowns...tied school's single season interception record (eight)...elected Mr. West by peers...AP Scholar with honors.

MAJOR - Majoring in Economics and Business.

Francis' Career Stats

Defensive											
YR	G	T/A	Tot.	QBS	TFL-Y	FR	FF	PD	Int.	Yds.	TD
2014	12	36/35	71	3-13	6.5-21	2	2	0	0	0	0
2015	11	54/61	115	1-5	9.5-25	1	3	3	0	0	0
Totals	23	90/96	186	4-18	16.0-46	3	5	3	0	0	0



Ryan Francis (R)



#35 Scott Frazier

R-Junior ♦ LB ♦ 6-0, 190
Williamsburg, Va.
Burton

ONE-YEAR LETTERMAN - Saw considerable action last year including special teams...listed at backup at one of the inside linebacker spots...SoCon Academic Honor Roll Recipient.

2015 - Played in all 11 games seeing action on 163 total plays...posted tackles in six games played including three tackles in Ball State and Furman contests.

2014 - Played in the last four games of the season and participated in 34 plays...saw action against Wofford, Furman, Western Carolina, and The Citadel.

2013 - Did not see game action.

HIGH SCHOOL - Attended Bruton High School (Williamsburg, Va.).

MAJOR - International Studies major.

Frazier's Career Stats

Defensive											
YR	G	T/A	Tot.	QBS	TFL-Y	FR	FF	PD	Int.	Yds.	TD
2014	4	0/0	0	0	0	0	0	0	0	0	0
2015	11	5/5	10	0	0	0	0	0	0	0	0
Totals	15	5/5	10	0	0	0	0	0	0	0	0



#88 J.C. Garvin

R-Senior ♦ DL ♦ 6-4, 230
Kingsport, Tenn.
Sullivan South

THREE-YEAR LETTERMAN - Returning starter on the defensive line...will be counted on for leadership as the most with game experience and the most starts...converted tight end who moved over to the defensive side of the ball in 2015...Southern Conference Academic Honor Roll...younger brother of former VMI linebacker Ty Garvin '14.

2015 - Played in all 11 games and made nine starts at defensive end...played a season-high 76 snaps in the opener versus Ball State...had 32 total tackles on the year with 2.5 tackles-for-loss for -9 yards...racked up a season-high seven tackles against Wofford and five tackles against Bucknell with 1.5 for loss including a sack...forced a fumble against Mercer and broke up passes against Ball State and Morehead State...lettered for the third time.

2014 - Played in 10 of 12 games at reserve tight end and special teams...caught seven passes for 65 yards...had touchdown receptions of eight yards against Mercer and 14 yards against Furman...caught a season-long 19 yard pass against Davidson...lettered for the second time.

2013 - Saw action in six games with 48 total plays...saw first action of the year against North Greenville...played in the last five consecutive games of the season...saw a season-high 27 plays against Gardner-Webb...lettered for the first time.

2012 - Did not see game action.

HIGH SCHOOL - Combined for 308 tackles his final two HS years...3.75 GPA, National Honor Society...two-time All-Conference LB, also All-Conf. TE...TN Pre-season All-State Selection at LB and TE...TN All-State Selection at LB...East TN vs. SwVa FCA All-Star Team Captain...TN Toyota East-West All-Star Game.

MAJOR - Civil Engineering major.

Garvin's Career Stats

Receiving							
YR	G	No.	Yds.	Avg.	LG	TD	YPG
2013	6	0	0	0	0	0	0
2014	9	7	65	9.3	19	2	7.2
Totals	15	7	65	9.3	19	2	7.2

Defensive											
YR	G	T/A	Tot.	QBS	TFL-Y	FR	FF	PD	Int.	Yds.	TD
2015	11	17/15	32	1.0-5	2.5-9	1	2	2	0	0	0
Totals	15	17/15	32	1.0-5	2.5-0	1	2	2	0	0	0



#54 Xavier Greenfield

Junior ♦ DL ♦ 6-0, 271
Martinsville, Va.
Magna Vista

Expected to see more action on the defensive line this fall...listed at reserve nose tackle.

2015 - Played in one game (Citadel) and was in on 21 snaps...credited with one assisted tackle.

2014 - Played in four games early in the season - Bowling Green, Davidson, Samford, Mercer...did not record a stat.

HIGH SCHOOL - A graduate of Magna Vista High School in Martinsville, Va...Two-time team captain...three-time NUC OL MVP...two-time First Team Piedmont All-District...Second Team All-District...First Team All-Region...All-State Honorable Mention...2011 All-Timesland Sizzlin' Sophomore Team...three-year starter on offensive line...started both ways as a senior...2013-14 NUC North vs. South All-Star Game...three-time regional selection in track and field (shot put)...A-B honor through high school...BETA club...Academic Athlete Certificate.

MAJOR - Biology major.

Greenfield's Career Stats

Defensive											
YR	G	T/A	Tot.	QBS	TFL-Y	FR	FF	PD	Int.	Yds.	TD
2014	4	0/0	0	0	0	0	0	0	0	0	0
2015	1	0/1	1	0	0	0	0	0	0	0	0
Totals	5	0/1	1	0	0	0	0	0	0	0	0



#57 Bradley Hann

R-Senior ♦ OL ♦ 6-2, 282
Springfield, Va.
Robert E. Lee

THREE-YEAR LETTERMAN - Returning letterman with ample starting

experience...converted from tight end to the offensive line two years ago...slated to start at right guard...versatile performer who can play several positions.

2015 - Played in four games (Richmond, Samford, Mercer, Wofford)...came in as a reserve in the Mercer win and saw 56 plays and started the Wofford game at center and followed with a season-high 64 snaps...lettered for the third time.

2014 - Played in all 12 games seeing action in over 600 plays on the offensive line...lettered for the second time...moved into the starting lineup in week five against Mercer and started the last eight games of the season.

2013 - Played in all 12 games at reserve tight end and on special teams...saw action on 260 plays...lettered for the first time...caught four passes for 37 yards on the season...caught a 10-yard touchdown pass against North Greenville...snagged a season-long 13-yard pass against Gardner-Webb...played a season-high 42 snaps against Bucknell in the season finale.

2012 - Did not see game action.


HIGH SCHOOL - A graduate of Robert E. Lee High School (Springfield, Va.)

MAJOR - Biology major.

Hann's Career Stats

Receiving							
YR	G	No.	Yds.	Avg.	LG	TD	YPG
2013	12	4	37	9.2	13	1	3.1
Totals	12	4	37	9.2	13	1	3.1





#43 Kyle Harrell

R-Junior ♦ WR ♦ 5-11, 180
Fincastle, Va.
James River

Will provide depth to the receivers corps...contributes any way he can.

2015 – Came to the team as a walk-on and did not see game action.

HIGH SCHOOL – A graduate of James River High School in Buchanan, Va...resides in Fincastle, Va.

MAJOR – Civil Engineering major.



#74 Walker Hays

Senior ♦ OL ♦ 6-1, 265
Frisco, Texas
Vestavia Hills

TWO-YEAR LETTERMAN – Will provide depth to the offensive line...has played a number of positions on the offensive line after switching from the defensive side of the ball last year...listed at reserve center on the post-spring depth chart.

2015 – Saw limited duty after making move to the offensive line from the defensive side...played in Ball State, Mercer, and Wofford games with a season-high 17 snaps against Wofford.

2014 – Saw action in all 12 games as a reserve defensive lineman and on special teams...lettered for the second time...credited with tackles against Mercer and Navy.


2013 – Played as a true freshman and lettered...saw action in all 12 games as a reserve at defensive tackle...logged a tackle in both the Richmond and Gardner-Webb games...was on the field on 20 plays (season-high) against Gardner-Webb.

HIGH SCHOOL – Attended Vestavia Hills (Ala.) High School... three-year and 37-game starter, two years at DT and one at OT...graded 94% as an offensive lineman and allowed no sacks...FBU Top Gun and Gatorade Defensive Lineman of Camp...Birmingham News All-Metro Football Team and Key Player to Watch (2011 and 2012)...honoree at the 2012 Pat Patricks Best in High School Football.....Over the Mountain Journal All-Star team and Birmingham News South All-Metro Team...Vestavia Hills Football Courage Award winner...led his team to a 10-3 record, Area Championships and Quarterfinals of State Playoffs.

MAJOR – Economics and Business major.

Hays' Career Stats

Defensive											
YR	G	T/A	Tot.	QBS	TFL-Y	FR	FF	PD	Int.	Yds.	TD
2013	12	1/1	2	0	0	0	0	0	0	0	0
2014	12	1/1	2	0	0	0	0	0	0	0	0
Totals	24	2/2	4	0	0	0	0	0	0	0	0



J.C. Garvin



#95 Shavon Henderson

R-Sophomore ♦ DE ♦ 6-3, 250
Dyersburg, Tenn.
Dyersburg

Will have a chance to see more game action this fall on the defensive line...will give depth to

the position group.

2015 – Played in one game during the season (Wofford) seeing action in six plays.

2014 - Did not see game action.

HIGH SCHOOL – A graduate of Dyersburg (Tenn.) High School...three-year letterwinner...led team in pass breakups in 2013 when team captain...member of Isle of Wight Chamber of Commerce Leadership Institute.

MAJOR - Economics and Business major.



#39 Seth Hinton

Senior ♦ P ♦ 6-1, 212
Blackstone, Va.
Nottoway

Upperclassman who came out for the team and worked out as a punter in spring

drills...expected to be in a reserve role and will provide depth...was also on roster in 2013 and 2014 seasons.

2015 – Did not play.

2014 - Did not see game action.

2013 - Did not see game action.

HIGH SCHOOL – A graduate of Nottoway High School in Blackstone, Va.

MAJOR - Civil Engineering major.



#34 Bill Hogan

R-Sophomore ♦ P/LB ♦ 6-1, 225
Amissville, Va.
Culpepper

Emerged as the front runner to replace Hayden Alford at starting punter...performed consis-

tently in spring drills and continued improvement after serving as an understudy last year...also works out at linebacker.

2015 - Appeared in two games (Samford, The Citadel)...handled the punting chores for Alford who was summoned as QB against The Citadel...punted seven times for a respectable 40.3 yards per punt average with a long of 53 against The Citadel.

2014 – Did not see game action.

HIGH SCHOOL – A graduate of Culpepper (Va.) High School

MAJOR - Economics and Business major.

Hogan's Career Stats

Punting									
YR	No.	Yds.	Avg.	LG	TB	FC	120	BLKD	
2015	9	345	38.3	53	1	4	1	0	
Totals	9	345	38.3	53	1	4	1	0	



#81 Chad Jacob

R-Junior ♦ TE ♦ 6-3, 235
Mechanicsville, Va.
Atlee

TWO-YEAR LETTERMAN -

Returning veteran at tight end...has substantial game experience...will key and stabilize the position as well as contribute to special teams...Southern Conference Academic Honor Roll recipient.

2015 – Played in all 11 games with starts against Ball State, Samford, Chattanooga, and Western Carolina...saw action on 639 plays...caught eight passes for 58 yards with one touchdown...hauled in a nine-yard touchdown pass against Chattanooga...caught a season-high three passes for 31 yards against Samford...snared two passes for 10 yards against Richmond...lettered for the second time.

2014 – Played in all 12 games at reserve tight end and on special teams...caught 12 passes for 111 yards on the season with one touchdown...snagged a season and career-high three passes for 27 yards against Samford which including an 18-yarder...caught two passes for 15 yards at Navy including a touchdown reception...produced a 28-yard catch and run in the season finale against The Citadel...also had a tackle on special teams against Chattanooga...lettered for the first time.


2013 – Did not see game action.

HIGH SCHOOL – Attended Atlee High School (Mechanicsville, Va.)... 2012 Season Awards included: First Team Virginia Prep All-Region, First Team All-Capital District, Second Team All-Region (Richmond Times-Dispatch), Second Team All-State, All-Academic and team captain...had been all-academic the season prior as well...had 59 catches and averaged 16.3 yards per catch as a senior...posted 19 catches and three touchdowns as a junior...National Honor Society...Beta Club...Academic Excellence...Hanover County scholar.

MAJOR – Economics and Business major.

Jacob's Career Stats

Receiving							
YR	G	No.	Yds.	Avg.	LG	TD	YPG
2014	12	12	111	9.2	28	1	9.2
2015	11	8	58	7.2	13	1	5.3
Totals	23	20	169	8.4	28	2	7.3



Seth Mallory (R)



#7 Damian Jones

R-Senior ♦ DB ♦ 6-1, 190
Richmond, Va.
Hermitage

THREE-YEAR LETTERMAN -

Could contend for All-Southern Conference postseason honors...has developed into a dependable performer in the secondary and stepped up as a big play defender last season...returning starter at cornerback.

2015 – Played and started all 11 games at cornerback and led the team in pass breakups (9)...had 32 solo tackles and 16 assists for 48 total tackles...had at least five or more tackles over the first seven games of the season...compiled a season-high eight tackles and a tackle-for-loss against Samford and also credited with seven tackles and two pass break-ups against Furman...broke up a pass to halt a late Mercer drive that preserved road win...intercepted a pass and returned it seven yards in season finale against Western Carolina.

2014 – Started all 12 games at cornerback and led the secondary with eight pass breakups...posted 25 solo tackles and 13 assists for 38 total...had five games of at least four tackles...had a season-high six tackles against Bucknell and Western Carolina...deflected three passes against Furman and intercepted a pass...had four solo tackles and one assist against Wofford...intercepted a pass and returned it 21 yards against Mercer and added two pass breakups...recovered a fumble for a touchdown at Navy...lettered for the second time.

2013 – Started all 12 games at cornerback...lettered for the first time...posted 50 tackles on the season – one of 10 players to pile up at least that many stops on the defensive unit...34 of his tackles were solo... had a season-high 10 tackles against Robert Morris with a half tackle-for-loss for four yards...also intercepted a pass against Robert Morris...had seven tackles against Charleston Southern and seven tackles against Presbyterian.

2012 – Did not see game action.

HIGH SCHOOL - Graduate of Hermitage HS in Richmond, Va...two-year varsity starter...GPA: 3.7...Second Team All-Metro, All-Region DB and returner; Best Skills Player as a senior...Honorable Mention Utility...two-time All-District, two-time All-Academic...led team in interceptions as a junior and senior...team was three-time district champions and two-time regional champions.

MAJOR - Civil Engineering major.

Jones' Career Stats

Defensive											
YR	G	T/A	Tot.	QBS	TFL-Y	FR	FF	PD	Int.	Yds.	TD
2013	12	34/16	50	0	0.5-4	0	0	6	1	2	0
2014	12	25/13	38	0	0.5-1	1	1	10	2	21	1
2015	11	32/16	48	0	3.0-9	1	0	10	1	7	0
Totals	35	91/45	136	0	4.0-14	2	1	26	4	30	1



Damian Jones



#25 Alex Keys

R-Senior ♦ RB ♦ 5-11, 200
Rocky Mount, Va.
Franklin County

THREE-YEAR LETTERMAN -

Transitioned to running back after three years in the secondary and performed well in the audition during spring drills...scored touchdowns from 9 and one yards out in the final spring scrimmage...posted one of the top three conditioning testing marks in the bench press, vertical jump, and 20-yard shuttle.

2015 - Played in all 11 games as a reserve defensive back and had 21 tackles on 11 solos and 10 assists...had four tackles against Ball State, Samford, and Wofford...forced a fumble in The Citadel game...broke up a pass against Richmond...lettered for the third time.

2014 - Moved from cornerback to free safety and made eight starts while seeing action in all 12 games...ranked ninth on the team in tackles and third among defensive backs with 23 solos and 26 assists for 49 tackles...posted double-digit tackles with a season-high 11 tackles against Wofford...had over 600 total plays on the season and lettered for the second time...had six tackles against Gardner-Webb and recorded five stops in Samford, Furman, and The Citadel games...had tackles for loss against Samford (9 yards) and Chattanooga (1 yard)...broke up passes against Davidson and Samford.

2013 - Started all 12 games at cornerback...lettered for the first time...posted 23 solos and 20 assists for 43 stops...had at least one tackle in all but one game...credited with six solo tackles and two assists against Gardner-Webb with a tackle for loss for 5 yards and a forced fumble...also made five tackles each against North Greenville, Virginia, Charleston Southern, and Coastal Carolina...broke up passes against Charleston Southern and Coastal Carolina.

2012 - Did not see game action.

HIGH SCHOOL - A graduate of Franklin County (Va.) HS...Senior - Team Captain...Crunch Magazine Player of the Week...Second Team All-District Running Back...First Team All-District Free Safety...First Team All-District Kick Returner...special teams - Averaged at least two tackles per game on special teams alone junior and senior year...junior - Broke school single game rushing and carry record...finished the season with over 1,100 yds rushing...received WDBJ 7 Player of the Week Award...First Team All-District Running Back...Second Team All-Region (RB)...Crunch Magazine Player of the Week...named a Sizzling Sophomore from Times Land and Earned Second Team All-District honors...played in six playoff games in those three and hosted first playoff game in school history.

MAJOR - Biology major.

Keys' Career Stats

Defensive											
YR	G	T/A	Tot.	QBS	TFL-Y	FR	FF	PD	Int.	Yds.	TD
2013	12	23/20	43	0	2.0-6	0	1	2	0	0	0
2014	12	23/26	49	0	2.0-13	0	0	2	0	0	0
2015	11	11/10	21	0	0.0-0	0	1	1	0	0	0
Totals	35	57/56	113	0	4.0-19	0	2	5	0	0	0



Andrew Lewis (L)



#4 Uzoma Kpaduwa

Sophomore ♦ DB ♦ 5-10, 185
Roundville, Va.
Woodgrove

Had one of the biggest impacts in spring drills and established himself as one to watch in the secondary...demonstrated explosive and big-play ability in spring practice...had four tackles in the opening spring scrimmage and turned the top hit of that scrimmage with a jarring play...projected as a starter at cornerback...had the top mark in the bench press in conditioning testing.

2015 - Played in all 11 games mostly on special teams and finished with nine tackles (3 solos and 6 assists)...had three tackles in the opener against Ball State and two tackles against Morehead State.

HIGH SCHOOL - Two-time Second Team All-State honoree who also earned a pair of First Team All-District and All-Region honors...three-year letterwinner and 2014 team defensive MVP...2014 team captain...career stats include 268 tackles (10 for loss), seven forced fumbles, five sacks, two fumble recoveries and four interceptions.

MAJOR - Mechanical Engineering.

Kpaduwa's Career Stats

Defensive											
YR	G	T/A	Tot.	QBS	TFL-Y	FR	FF	PD	Int.	Yds.	TD
2015	11	3/6	9	0	0.0-0	0	0	0	0	0	0
Totals	11	3/6	9	0	0.0-0	0	0	0	0	0	0



#72 Andrew Lewis

Senior ♦ OL ♦ 6-5, 268
Snellville, Ga.
Greater Atlanta Christian

THREE-YEAR LETTERMAN - Returning starter on the offensive line...made a strong

transition from tight end to interior line and stabilize the left side...slated to return to starting left tackle...could contend for all-conference honors and looking to finish college career on a high note...Southern Conference Academic Honor Roll recipient.

2015 - Moved to left tackle from tight end in spring drills and started 10 of 11 games...did not play against The Citadel for injury sustained the week before against Wofford...played on 732 snaps...lettered for the second time.

2014 - Started 11 of 12 games at tight end in the his first season as a starter after playing a reserve role as a true freshman...only contest not started during the season was when the VMI offense opened without a tight end (Gardner-Webb)...caught five passes for 28 yards on the season...caught three passes for 16 yards against Navy...lettered for the second time.

2013 - Played in 11 of 12 games seeing his first college action against Glenville State...saw action as reserve receiver and special teams...played 34 snaps against Coastal Carolina...lettered as a true freshman.

HIGH SCHOOL - Graduate of Greater Atlanta Christian (Ga.)...football team captain and leadership council, Gwinnett Touchdown Club Player of the Month (2012)...Cecil Morris Award from Gwinnett TD Club...National Honor Society...Beta Club...four-year letterwinner in basketball for the two-time state champions.

MAJOR - Biology major.

Lewis' Career Stats

Receiving							
YR	G	No.	Yds.	Avg.	LG	TD	YPG
2014	12	5	28	5.6	9	0	2.3
Totals	12	5	28	5.6	9	0	2.3



#47 Caleb Lindsey

Senior ♦ LB ♦ 6-1, 220
Ashburn, Va.
Broad Run

ONE-YEAR LETTERMAN – Returns to school after a year's absence...will give depth to

the inside linebacker position and is slated at mike...has substantial game experience...one of the top conditioned athletes in his previous collegiate years in the program.

2015 - Was not enrolled in school.

2014 – Played in all 11 of 12 games and racked up 19 solos and 27 assists for 46 total tackles...did not play against Samford...started the first three games before being sidelined and made starts against Chattanooga and Navy...made a season-high eight tackles that included six solos against Chattanooga...posted six tackle games against Davidson and Western Carolina...credited with a half sack against Mercer for three yards...lettered for the first time.

2013 – Played in the first four games before having his season curtailed by injury...recorded six solo tackles and six assists...intercepted a pass and returned it 16 yards against North Greenville...had a tackle for loss for 13 yards against Greenville State.

2012 – Saw limited action in just three games (Chowan, Richmond, Navy) and appeared in 21 plays, 14 against Richmond...credited with a tackle.

HIGH SCHOOL – Senior - Team Captain...Cedar Run District Def. POTY...First Team All-District and All-Region (Va. Preps)...Second Team All-State (Va. Preps)...All-Metro Honorable Mention...junior - All-Dulles District First Team...Defensive Lineman of the Year (Broad Run)...All-Metro Honorable Mention...sophomore - All-State Underclassman Team...state champions - Va. AA Division 4...four-year honor roll student.

MAJOR - Psychology major.

Lindsey's Career Stats

Defensive											
YR	G	T/A	Tot.	QBS	TFL-Y	FR	FF	PD	Int.	Yds.	TD
2012	3	0/1	1	0	0-0	0	0	0	0	0	0
2013	5	6/6	12	1.0-13	2.0-14	0	0	1	1	16	0
2014	11	19/27	46	0	1.5-4	0	0	0	0	0	0
2015	Not in School										
Totals	19	25/34	59	1.0-13	3.5-18	0	0	1	1	16	0



#2 Brad Lipscomb

R-Senior ♦ OLB ♦ 6-0, 217
Yanceyville, Va.
Yanceyville

TWO-YEAR LETTERMAN – Has played both sides of the ball and settled into outside

linebacker in spring drills and will provide depth to that position group.

2015 – Played in nine games at outside linebacker and special teams and had 10 tackles (four solos and six assists)...played 53 snaps against The Citadel and had a season-high four tackles...recovered a fumble against Richmond.

2014 – Appeared in only three games and was limited by injury...missed the first five games of the season before seeing 10 plays of action against Chattanooga...also played limited action against Gardner-Webb and Wofford.

2013 – Played at running back after being moved from linebacker in '13 spring drills...played in nine games seeing action first against North Greenville...rushed four times for 58 yards including a long of 55 yards which was VMI's longest rushing play in 2013...also had three tackles on special teams...lettered for the first time.

2012 – Did not see game action.

HIGH SCHOOL – A graduate of Bartlett-Yancey High School in Yanceyville, N.C...Three-year varsity, two-year starter...three-year Honor Roll member...team's leading tackler junior and senior seasons...two-time First Team All-Conference...First Team All-Region (junior)...two-time First Team All-Metro (junior/senior)...All-State Honorable Mention (junior)...two-time Defensive MVP (sophomore/junior)...2011 Scout.com South Showcase - Overall/Defensive MVP...

...2010 - 94 tackles (18 for a loss), 7.5 sacks, four forced fumbles and two blocked punts...2011 - 109 tackles (10 for a loss), three forced fumbles...four-year varsity in track, two-time All-Conference and All-Metro, made 2A State finals twice.
MAJOR - Biology major.

Brad Lipscomb's Career Stats

Defensive											
YR	G	T/A	Tot.	QBS	TFL-Y	FR	FF	PD	Int.	Yds.	TD
2013	10	2/1	3	0	0	0	0	0	0	0	0
2014	3	1/2	3	0	0	0	0	0	0	0	0
2015	8	4/5	9	0	0	0	0	0	0	0	0
Totals	21	8/7	15	0	0	0	0	0	0	0	0

Rushing						
YR	G	No.	Yds.	Avg.	LG	YPG
2013	10	17	79	4.6	55	7.9
Totals	10	17	79	4.6	55	7.9

Receiving						
YR	G	No.	Yds.	Avg.	LG	YPG
2013	10	3	3	1.0	3	0.3
Totals	10	3	3	1.0	3	0.3



#58 Brian Lipscomb

R-Sophomore ♦ OLB ♦ 6-3, 225
Hampton, Va.
Kecoughtan

ONE-YEAR LETTERMAN - Moved into a

starting role last year at outside linebacker and is projected again as a starter...should continue to perform well with a year's experience behind him...will help lead a deep position group.

2015 - Played in 11 games and started seven games at outside linebacker at mid-season...racked up 18 solo tackles and 14 assists for 32 total tackles...credited with four tackles-for-loss for 24 yards including two sacks generated against Furman and Mercer...forced a fumble and recovered against Furman...had quarterback hurries against Mercer and The Citadel...broke up three passes against Morehead State with five tackles including one-for-loss.

2014 – Did not see game action.

HIGH SCHOOL – A graduate of Kecoughtan High School in Hampton, Va...second Team all-conference...third team all-757...team captain...two interceptions as a senior...Army's Friday Night Lights Football Student-Athlete Special Recognition Award...athletic award for outstanding achievement in JV/varsity football and track...three-year letterman.

MAJOR - Computer and Information Sciences major.

Brian Lipscomb's Career Stats

Defensive											
YR	G	T/A	Tot.	QBS	TFL-Y	FR	FF	PD	Int.	Yds.	TD
2015	11	18/14	32	2.0-14	4.0-24	1	1	4	0	0	0
Totals	11	18/14	32	2.0-14	4.0-24	1	1	4	0	0	0



Brian Lipscomb (R)



#16 Jade Maher

R-Sophomore ♦ WR ♦ 6-5, 200
Dunbar, Pa.
Connellsville

Converted to wide receiver in recent spring drills after two years at quarterback...adjusting to new responsibilities and is projected in the two-deep at wide receiver...SoCon Academic Honor Roll recipient.

2015 – Played in limited action in four games and took 13 snaps at quarterback...attempted one pass against Samford.

2014 – Did not see game action.

HIGH SCHOOL – Four-year letterman and starter...two-year Foothills All-Conference player...all-county as a senior...threw for 30 career touchdowns...three-year letterman and two-year all-county in basketball...member of Penn State 4.0 club...Academic All-Star...two-year member of National Honor Society.

MAJOR - Civil Engineering major.

Maher's Career Stats

Passing								
YR	G	Cmp.-Att.	Effic.	Pct.	Yds.	TD	INT	LG
2015	4	0-1	0.0	0	0	0	0	0
Totals	4	0-1	0.0	0	0	0	0	0



#96 Seth Mallory

R-Junior ♦ DL ♦ 6-3, 251
Williamsburg, Va.
Warhill

ONE-YEAR LETTERMAN - Has substantial game experience as a reserve on the defensive line...will be projected as a starter this season at right end.

2015 – Played in all 11 games rotating into the defensive line as a reserve...accumulated 16 tackles (5 solos and 11 assists...logged a season-high four tackles against Wofford...credited with a half-sack against Samford...had three-tackle games against Ball State, Richmond, Samford...lettered for the first time.

2014 – Played in two games and participated in 28 plays against Davidson and six plays against Samford.

2013 – Did not see game action.

HIGH SCHOOL – Attended Warhill HS in Williamsburg, Va.

MAJOR – History major.

Mallory's Career Stats

Defensive											
YR	G	T/A	Tot.	QBS	TFL-Y	FR	FF	PD	Int.	Yds.	TD
2014	2	1/1	2	0	0	0	0	0	0	0	0
2015	11	5/11	16	0	0.5-1	0	0	0	0	0	0
Totals	13	6/12	18	0	0.5-1	0	0	0	0	0	0



#40 Hunter Marshall

R-Junior ♦ RB ♦ 5-10, 194
Radford, Va.
Radford

Will give depth to the running back position...has also contributed on special teams.

2015 – Played on one game seeing five snaps against Chattanooga.

2014 – Did not see game action.

2013 – Did not see game action.

HIGH SCHOOL – Attended Radford (Va.) High School.

MAJOR – Mechanical Engineering major.



#61 Stephen Miller

R-Junior ♦ OL ♦ 6-2, 275
Brentwood, Tenn.
Brentwood

TWO-YEAR LETTERMAN - Coming off an injury filled season and looks to get back into the rotation...slated to be in the two-deep picture at no. 2 left guard...has substantial game experience.

2015 – Started the first four games at right tackle before sustaining an injury in week four which limited his availability the rest of the season...returned to action for 69 snaps against Wofford in week 9 before being sidelined the last two weeks of the season.

2014 – Played in 11 of 12 games as a reserve offensive lineman at tackle...saw action on 146 plays on the season...did not see action against Furman...lettered for the first time.

2013 – Did not see game action.

HIGH SCHOOL – Attended Brentwood (Tenn.) Academy.

MAJOR – Economics and Business major.



#65 Matt Milner

R-Junior ♦ OL ♦ 6-2, 307
Chesapeake, Va.
Deep Creek

ONE-YEAR LETTERMAN - Saw his first action last year and is vying for a spot in the two-deep picture.

2015 – Played in five games and earned his first varsity letter...appeared in Richmond, Bucknell, Samford, Mercer, and Wofford games...played on 59 snaps.

2014 – Did not see game action.

2013 – Did not see game action.

HIGH SCHOOL – Attended Deep Creek High School (Chesapeake, Va.)

MAJOR – Biology major.





#86 John Mobley

R-Sophomore ♦ DL ♦ 6-4, 235
Portsmouth, Va.
Nansemond Suffolk Academy

Got into action for the first time as a redshirt


freshman last year and is looking to get on the field more...vying for a two-deep spot on defense at left end...moved to defense from tight end in the spring drills...could also see action on special teams.

2015 – Played in the final three games of the season (Wofford, The Citadel, Western Carolina) getting on the field for 12 plays.

2014 – Did not see game action.

HIGH SCHOOL – Two-time first team all-conference and all-state as TE...first team all-state and two-time second team all-conference as DE...had 19 receptions and three TD's as a senior...two-year team captain...member of Isle of Wight Chamber of Commerce Leadership Institute.

MAJOR - Economics and Business major.



#76 Will Morris

R-Freshman ♦ OL ♦ 6-3, 245
Rustburg, Va.
Rustburg

Invited walk-on who came to the program last season...had strong spring and is listed on the projected depth chart at no. 2 right guard.

2015 – Did not see game action.

HIGH SCHOOL – A graduate of Rustburg (Va.) High School.

MAJOR – Electrical and Computer Engineering major.



#1 Quan Myers

Sophomore ♦ RB ♦ 5-9, 175
Altavista, Va.
Brookville

ONE-YEAR LETTERMAN - Made a significant contribution to the running game as a freshman and will be called again this fall...has the top spot on the projected

depth chart.

2015 – Did not play in the first four games but was pressed into service at midseason with injuries at running back...made his senior debut against Bucknell in week 5...finished the season third on the team in rushing with 165 yards on 54 carries...rushed for a season-high 51 yards on 16 carries with a long of 25 against The Citadel...also caught eight passes for 46 yards on the season including an 11-yard scoring grab in the Mercer game...rushed for 41 yards on 14 carries against Samford...also saw action on special teams and returned four kicks for 59 yards...lettered for the season.

HIGH SCHOOL - Three-year, two-way starter at Brookville...had over 2,000 all-purpose yards as a senior RB...First Team All-District, Conference and Area...top-10 finalist for ABC 13 Football Friday POTY...had over 1,000 yards rushing and 15 TD's as a junior...was the indoor conference champion in the high jump, the outdoor champ in the 300-meter hurdles and finished with all-conference laurels in the long jump, the 55-meters, the 100-meters and the 200-meters...played four sports at the varsity level - football, baseball, basketball and track and field...intends to major in international studies.

MAJOR - International Studies.

Myers' Career Stats

Rushing							
YR	G	No.	Yds.	Avg.	LG	TD	YPG
2015	7	54	165	3.1	25	0	23.6
Totals	7	54	165	3.1	25	0	23.6

Receiving							
YR	G	No.	Yds.	Avg.	LG	TD	YPG
2015	7	8	46	5.8	15	1	6.6
Totals	7	8	46	5.8	15	1	6.6

Kickoff Returns					
YR	Att.	Yds.	Avg.	LG	TD
2015	4	59	14.8	22	0
Totals	4	59	14.8	22	0



#28 Matthew Nicholson

Senior ♦ DB ♦ 6-2, 192
Front Royal, Va.
Warren County

THREE-YEAR LETTERMAN - Converted

to defensive back from wide receiver in spring drills...worked out at safety and is projected in the two-deep...performed well in the transition...looking forward to senior season on the other side of the ball...switching jersey number from 82 to 28.

2015 – Played in nine games at wide receiver and caught 14 passes for 169 yards and one touchdown...lettered for the third time...hauled in a season-high four passes for 49 yards including a 25-yarder against Wofford...caught three passes for 39 yards in the opener against Ball State and later caught three passes for 31 yards and a touchdown against Furman...had a season-long 34 yard reception against Richmond.

2014 – Played in all 12 games and finished with the sixth most receptions on the team with 24 catches for 237 yards...averaged almost 10 yards a catch...set the tone for his season with four catches for 27 yards and a touchdown reception against Bucknell...had biggest game against Mercer with four catches for including a season long 36-yarder...had eight multi-catch games on the season and caught a pass in all but one game... caught a touchdown pass against Gardner-Webb...finished the season with three receptions for 37 yards against The Citadel...lettered for the second time.

2013 – Played in all 12 games with starts against Liberty and Gardner-Webb...caught 14 passes for 269 yards...was second on the team in TD receptions with four scoring catches...averaged 19.2 yards per catch – the highest on the team...hauled in a 39-yard Hail Mary pass to force overtime against Robert Morris...caught a season and career-high five aerials for 86 yards against Robert Morris...his 61-yard catch and run from quarterback A.J. Augustine against Presbyterian was the longest play from scrimmage for VMI in 2013...lettered as a true freshman.

HIGH SCHOOL - As a senior, was First Team All-District as a wide receiver and a defensive back...had 356 yards on 26 catches and seven touchdowns...also averaged 21 points per game for the basketball team...in 2011, was Second Team All-District as a DB...made 14 catches as a VWR that season as well...All-State as a long jumper for the track and field program.

MAJOR - Biology major.

Nicholson's Career State

Receiving							
YR	G	No.	Yds.	Avg.	LG	TD	YPG
2013	12	14	269	19.2	61	4	22.4
2014	12	24	237	9.9	36	2	19.8
2015	9	14	169	12.1	34	1	18.8
Totals	33	52	675	13.0	61	4	22.4





#51 Jeremiah Norman

R-Freshman ♦ PK ♦ 5-10, 187
Oak Hill, Va.
South Lakes

Joined the team last fall as a walk-on and worked out at kicker...will give depth to the

position group

2015 – Did not see game action

HIGH SCHOOL – A graduate of South Lakes High School.

MAJOR – Physics major.



#87 Cody Peregoy


R-Freshman ♦ OLB ♦ 6-2, 220
Salem, Va.
Salem

Slated at reserve outside linebacker on the post-spring depth chart...will provide depth to the linebacking corps.

2015 – Did not see game action.

HIGH SCHOOL – A graduate of Salem (Va.) High School.

MAJOR – Economics and Business major.



#4 Jake Paladino

R-Freshman ♦ QB/P ♦ 6-1, 205
Pennfield, N.Y.
Pennfield

Will give depth to the quarterback posi-

tion...has also worked out with the punters and will provide depth to that position group as well.

2015 – Did not see game action

HIGH SCHOOL – A graduate of Pennfield (N.Y) High School.

MAJOR – Civil Engineering major.



#80 Pete Reed

R-Junior ♦ WR ♦ 5-9, 183
Stafford, Va.
Colonial Forge

Was injured which limited his spring drills participation...switched to wideout from DB shortly before the season and is expected to provide depth...has been a standout on the VMI track and field team for several seasons.

2015 – Was not on the program's roster.

HIGH SCHOOL – Graduated from Colonial Forge HS in Stafford, Va.

MAJOR – Economics and Business major.



#19 Isaiah Parker

Sophomore ♦ WR ♦ 5-11, 185
Salem, Va.
Salem

ONE-YEAR LETTERMAN - Got a taste of action last year at wide receiver and is looking forward to playing a bigger role in the receiving corps...injury limited participation in spring drills...expected to provide depth and rotate at "Z" wideout.

2015 - Appeared in in seven games and participated on special teams...was on the field for 58 plays...returned two kicks for 36 yards against Chattanooga including a long of 23 yards...lettered.

HIGH SCHOOL – Had a combined 100 catches and 120 tackles between his junior and senior seasons...finished with All-Timesland, Region and Conference honors both years...was named All-State Underclassman as a junior...made the top 100 recruits in VA list as a senior, when he was captain of the state runner-up team...school record holder for career catches and touchdowns, as well as single-season touchdowns.

MAJOR – Economics and Business.

Parker's Career Stats

Kickoff Returns

YR	Att.	Yds.	Avg.	LG	TD
2015	2	36	18.0	23	0
Totals	2	36	18.0	23	0



Alijah Robinson (top)
and Matthew Nicholson (bottom)



#3 Tony Richardson

Junior ♦ OLB ♦ 6-3, 215
Morgantown, W.Va.
University

TWO-YEAR LETTERMAN - Continues to

be a key performer on defense...SoCon Academic Honor Roll recipient.
2015 - Played in all 11 games with 10 starts at outside linebacker...lettered for the second time...led the team in tackles-for-loss with 10.0 for 50 yards...finished the year with 30 solo tackles and 18 assists for 48 total tackles...posted at least four tackles in seven games...put together the game of his season against Morehead State when he registered four tackles-for-loss for 22 yards which included three sacks for 20 yards...also intercepted a pass against Morehead State...broke up two passes and had two quarterback hurries on the year...racked up six tackles with two-for-loss (15 yards) against Bucknell and had five tackles with 1.5 TFL against Chattanooga.

2014 - Saw playing time gradually increase as season progressed...played in all 12 games seeing action in over 300 plays...was in the two-deep at outside linebacker and played special teams...made a season-high four tackles against Chattanooga...credited with a half tackle for loss against Gardner-Webb...lettered as a true freshman.

HIGH SCHOOL - First Team All-State, All-OVAC and TRAC...all-area team...#2-ranked player in W.Va...had 25 tackles and five sacks in 2013...posted 18 catches for 356 yards and three TD's...had 61.5 tackles the previous year to go along with 16 receptions.

MAJOR - Economics and Business major.



Tony Richardson



#38 Alijah Robinson

Senior ♦ OLB ♦ 6-0, 205
Waldorf, Md.
North Point

THREE-YEAR LETTERMAN - Versatile

and experienced veteran defender who is moving to outside linebacker after three years in the secondary...will push for a starting role at outside linebacker and will see plenty of action as a member of the two-deep...has excelled in strength and conditioning and tested among the top 3 marks in five different categories - hang clean, power index, verticle jump, 20-yd shuttle, and 10-yard dash.

2015 - Played in all 11 games with eight starts...finished fourth on the team in total tackles with 74...and 37 solo tackles and 37 assists...posted a season-high 11 tackles against Chattanooga...piled up nine stops against Morehead State and had eight tackles each against Furman and The Citadel...intercepted a pass and returned it 38 yards in the opener against Ball State...forced a fumble and broke up a pass against Richmond...recovered a fumble in the season finale against Western Carolina...lettered for the third time.

2014 - Started all 12 games at strong safety and lettered for the second time...led all defensive backs in total tackles with 61 including 3.5 for loss for six yards...ranked second on the team in pass deflections six... had five solos and five assists for a season-high six tackles against Mercer...intercepted a pass and returned it a season-long 42 yards against Furman...also had tackles for loss against Samford and Wofford.

2013 - Played in all 12 games as a true freshman and lettered after seeing action in 492 plays...had 14 solo tackles and seven assists for 21 total tackles...broke up two passes on the season...had three solos and two assists for five total tackles against The Citadel.

HIGH SCHOOL - Attended North Point High School (Waldorf, Md.)... as a senior, was First Team All-County and Second Team All-Southern Maryland Athletic Conference (SMAC)...team captain...two-way starter at cornerback and running back...69 carries for 450 yards and seven touchdowns...one interception and 30 tackles...returned missed field goal 107 yards for a touchdown...received 2012 North Point HS Defensive Back Award...selected to the Chick-Fil-A Prince George County vs. SMAC All-Star Football Game.

MAJOR - Economics and Business major.

Richardson's Career Stats

Defensive											
YR	G	T/A	Tot.	QBS	TFL-Y	FR	FF	PD	Int.	Yds.	TD
2014	12	6/7	13	0	0.5-0	0	0	0	0	0	0
2015	11	30/19	49	3.0-20	10.0-50	0	0	3	1	3	0
Totals	23	36/26	62	3.0-20	10.0-50	0	0	3	1	3	0



#97 Jarrod Richmond

R-Freshman ♦ DE ♦ 6-3, 235
Bluefield, Va.
Graham

One of the new faces on the defensive line and

looks to make a contribution after a full year in the program...projected in the two deep at right end as a reserve and should rotate in the position group...tested among the top two marks in the back squat in spring testing.

2015 - Did not see game action.

HIGH SCHOOL - Two-time All-Conference...49 tackles, three sacks, seven tackles for loss in four games.

MAJOR - Civil Engineering major.



Robinson's Career Stats

Defensive											
YR	G	T/A	Tot.	QBS	TFL-Y	FR	FF	PD	Int.	Yds.	TD
2013	12	14/7	21	0	0	0	0	2	0	0	0
2014	12	28/33	61	0	3.5-6	0	0	7	1	42	0
2015	11	37/37	74	0	2.0-5	1	1	3	1	28	0
Totals	35	79/77	156	0	5.5-11	1	1	12	2	70	0



#66 Iyan Roseborough

R-Senior ♦ OL ♦ 6-3, 335
Jenkinsville, S.C.
Fairfield Central

THREE-YEAR LETTERMAN - Has both experience as a starter and reserve on the offensive line and should be in the mix again this fall...worked at right tackle in the spring where he will contend for the starting role.

2015 - Played in 10 games and moved into the starting lineup at right tackle in week five against Bucknell and started the last seven games of the season...on the field for 636 snaps with 91 in his first start against Bucknell and 90 in the season finale against Western Carolina.

2014 - Played in all 12 games in his second season on the field...was a starter for most of the season making starts in the first nine games before playing as a reserve the rest of the way...played a season-high 92 plays at Bowling Green...lettered for the second time.

2013 - Played in 11 of 12 games missing only the Liberty contest in November...on the field for 325 snaps...lettered...made starts against Richmond, Glenville State and Bucknell.

2012 - Did not see game action.

HIGH SCHOOL - A graduate of Fairfield Central High School (Jenkinsville, S.C.)...four-year varsity letterman...All-State...All-Region...ranked #31 by ESPN - all athletes in South Carolina...member of FBLA, DECCA, Student Government, and the Principle Student Body Counsel.

MAJOR - English major.



#21 Aaron Sanders

Senior ♦ WR ♦ 6-2, 190
Stafford, Va.
Brooke Point

THREE-YEAR LETTERMAN - One of the top receivers returning to the Southern Conference and should again contend for all-conference honors...had a breakout season in 2015 and led the SoCon in receptions per game...has all the tools to perform at a high level each Saturday...ranks third in the school list in all-time receptions (158) and fourth in receiving yards (1,986)...has six 100-yard receiving games which is the second most in school history...26 consecutive games with a catch...has led the team in receiving yards that last two seasons with 1,793 yards which is the most prolific two-year total by a receiver in school history.

2015 - Named 2015 First Team All-Southern Conference Coaches and Media teams... Led the Southern Conference in receiving yards per game (81.1) and receptions per game (7.6)...caught a school season record 84 passes for 892 yards...the new school season mark established surpassed Mark Stock's 73 catches in 1988...set a new single game record for receptions in a game when he hauled in 16 catches for 218 yards against Mercer Oct. 24...the receiving 218 yards against Mercer was the third highest total in VMI history and earned him SoCon Offensive Player of the Week honors...started the season with 13 catches for 118 yards and a touchdown against Ball State Sept. 2...had 10 catches for 164 yards against Wofford Oct. 31...caught at least five passes in all but one game and extended his consecutive games reception streak to 26 games dating back to the 2013 season.

2014 - Put together one of the best performances in years by a VMI receiver catching 58 passes for 901 yards...posted the most receiving yards by a Keydet since Mark Stock's 1,161 yards in 1988...tied for the team lead in touchdown receptions with four...ranked second in the Southern Conference in receiving yards a game (75.1) and was third in catches per game (4.8)...accounted for 12 plays over 25 yards which stood as the most of any VMI player from scrimmage...turned in the two longest pass receptions of the year with a 60-yarder (Davidson) and 52-yarder (The Citadel)...caught a pass in all 12 games including nine games of at least four catches...put together one of the biggest games in Foster Stadium with 10 catches for 215 yards against Davidson...averaged a team high 15.5 yards per catch...had three games over 100 yards receiving - Davidson (215), Western Carolina (119), and The Citadel (165)...caught six passes for 61 yards and a touchdown against Gardner-Webb...lettered for the second time.

2013 - Played in all 12 games seeing action at wideout and special teams...caught at least one pass in nine of 12 games...finished the year with 16 catches for 193 yards...caught three passes for a season-high 49 yards including a 32-yarder against Presbyterian...got a coaches' high grade against Gardner-Webb after making two key receptions that sustained drives...had three catches for 24 yards against The Citadel in the Military Classic of the South.

HIGH SCHOOL - Attended Brooke Point High School (Stafford, Va.)... three-year letterman in football and two-year letterman in basketball...2012 Free-Lance Star Week 11 Player of the Week...2012 All-Area and All-District as both a WR and LB...2012 Virginia Preps Honorable Mention All-Region (WR)...had 38 catches and 10 touchdowns, along with 67 tackles, five forced fumbles, three fumble recoveries and five interceptions...Navy ROTC.

MAJOR - Psychology major.

Aaron Sanders' Career State

Receiving	YR	G	No.	Yds.	Avg.	LG	TD	YPG
	2013	12	16	193	12.1	32	0	16.1
	2014	12	58	901	15.5	60	4	75.1
	2015	11	84	892	10.6	49	2	81.1
Totals	35	158	1986	12.6	60	6	56.7	



#47 Xander Royston

R-Freshman ♦ TE ♦ 6-4, 205
Fredericksburg, Va.
Chancellor

Has worked out at tight end but projected to handle the long snapper chores this season...Southern Conference Academic Honor Roll recipient.

2015 - Came to the team as an invited walk-on... Did not see game action.

HIGH SCHOOL - A graduate of Chancellor High School near Fredericksburg, Va.

MAJOR - Mechanical Engineering major.



Aaron Sanders





#14 Greg Sanders

Junior ♦ DB ♦ 5-10, 190
Memphis, Tenn.
Christian Brothers

TWO-YEAR LETTERMAN - Returning leader in the secondary who has been an

impact player since stepping on the field two years ago...has also been a top performer on special teams...slated to start at safety...could contend for all-conference honors...Southern Conference Academic Honor Roll recipient.

2015 - Started all 11 games at free safety...ranked third on the team in tackles with 81 and led the defensive charts in solo tackles with 52...had double digit tackles in four games including a season-high 13 stops against Chattanooga...posted five solos and six assists in the season opener against Ball State...had 10 tackles against Samford and Ball State...broke up passes against Chattanooga and Mercer...set an Alumni Memorial Field/Foster Stadium record 99-yard kick return for a touchdown against Wofford...returned 12 kicks for 345 yards for a 28.8 yards per kick return average...lettered for the second time.

2014 - Worked his way into the two deep as a freshman and played 44 snaps in his second college game against Bowling Green starting a string of extended playing time...played in all 12 games and finished with 37 tackles including 26 solos and 11 assists...led the team in interceptions with three and returned the picks for a total of 72 yards...forced a fumble and blocked a kick against Bowling Green...intercepted passes in consecutive weeks against Gardner-Webb, Wofford, and Furman with a 45 yard return against the Paladins...racked up a season-high six tackles in both the Wofford and Western Carolina games...broke up a pair of passes against Wofford and Furman.

HIGH SCHOOL - A graduate of Christian Brothers in Cordova, Tenn.

MAJOR - Economics and Business major.

Greg Sanders' Career Stats

Defensive											
YR	G	T/A	Tot.	QBS	TFL-Y	FR	FF	PD	Int.	Yds.	TD
2014	12	26/12	38	0	1.0-1	0	1	7	3	72	0
2015	11	52/29	81	0	0	0	0	2	0	0	0
Totals	23	78/41	119	0	1.0-1	0	1	9	3	72	0

Kickoff Returns

YR	Att.	Yds.	Avg.	LG	TD
2014	20	349	17.5	40	0
2015	12	345	28.8	99	1
Totals	32	694	21.7	99	1



#50 Chase Smith

R-Sophomore ♦ OL ♦ 6-3, 260
Lovettsville, Va.
Woodgrove

ONE-YEAR LETTERMAN - Saw considerable action at the end of last season and is projected to move into a starting role at left guard...has worked and shown steady improvement each year...enters the season after a strong spring drills session.

2015 - Played in five games on the offensive line and made his first career start at guard against The Citadel filling in for the injured Nate Murray...also played a season-high 90 snaps against Western Carolina the next week in the season finale...lettered for the first time.

2014 - Did not see game action.

HIGH SCHOOL - A graduate of Woodgrove High School in Lovettsville, Va...all-state...all-conference...three-year starter

MAJOR - Psychology major.



#99 Tommy Smith

Sophomore ♦ K/P ♦ 6-2, 200
Bealeton, Va.
Liberty

ONE-YEAR LETTERMAN - Has been a reliable reserve special teams member as both a placekicker and punter...continued to get good work in spring drills and develop consistency...has handled kickoffs when summoned.

2015 - Played in five games as a kicking specialist seeing action at kickoffs...appeared in the Ball State, Richmond, Bucknell, Samford, and Wofford games...lettered for the first time.

HIGH SCHOOL - Graduated from Liberty High School.

MAJOR - International Studies major.



#31 Eddie Stawowczyk

R-Sophomore ♦ DB ♦ 5-9, 180
Annandale, Va.
WT Woodson

Continues to work out in the secondary and could also see action at special teams...will provide depth at the free safety position.

2015 - Did not see game action.

HIGH SCHOOL - Graduate of WT Woodson high school.

MAJOR - Economics and Business major.



#60 Thad Stevenson-Panchisin

R-Freshman ♦ DL ♦ 6-3, 230
Exton, Pa.
Downington HS East

Came to the team as a walk-on at the start of the 2015 season...will give depth to the defensive line position group.


2015 - Did not see game action

HIGH SCHOOL - A graduate of Downington High School East - Exton, Pa.

MAJOR - Psychology major.



Greg Sanders



#9 Taylor Stout

Senior ♦ DB ♦ 6-0, 180
Midlothian, Va.
Midlothian

THREE-YEAR LETTERMAN - Has been used as both a running back and receiver and has been also employed as a return specialist in his career...versatile performer.

2015 - Played in six games at midseason and was on the field for 105 total plays during the year...rushed 28 times for 64 yards and also caught nine passes for 64 yards...had his most active day against Bucknell when he rushed 14 times and caught four passes for 34 yards...carried seven times for 36 yards and had a 16-yard gain against Richmond...caught two passes for 13 yards against Morehead State...lettered for the third time.

2014 - Led the team in kick returns with 38 for 731 and averaged 19.2 per return...had a season-long 30-yard return against Mercer...played in all 12 games and caught four passes for 40 yards...three of four catches came against Navy with a season-long 19-yard catch and run.

2013 - Served primarily as a kick returner and returned 16 kicks for 310 yards - the second most yardage on the team...averaged a team-leading 19.4 yards per kick return...had a season-long 32-yard kick return against Bucknell in the season finale.

HIGH SCHOOL - Three-year varsity running back at Midlothian HS...All-District (Dominion)...Academic All-District...Dominion District All-Metro for Track and Field...All-Region Track and Field.

MAJOR - Economics and Business major.

Stout's Career Stats

Rushing							
YR	G	No.	Yds.	Avg.	LG	TD	YPG
2013	12	1	0	0.0	0	0	0.0
2014	12	25	99	4.0	16	0	8.2
2015	6	28	64	2.3	16	0	10.7
Totals	30	54	163	3.0	16	0	5.4

Kickoff Returns					
YR	Att.	Yds.	Avg.	LG	TD
2013	16	310	19.4	32	0
2014	38	731	19.2	30	0
Totals	54	1041	19.3	32	0

Receiving							
YR	G	No.	Yds.	Avg.	LG	TD	YPG
2014	12	4	40	10.0	19	0	3.3
2015	6	9	64	7.1	20	0	10.7
Totals	18	13	104	8.0	20	0	3.5



#32 Jon Strozyk

R-Junior ♦ DB ♦ 6-0, 175
Knoxville, Tenn.
Powell

TWO-YEAR LETTERMAN - Has been a steady and dependable performer in the secondary as a reserve as is slated to move into a starting role this fall...has starting experience...had the second best time in the 20-yard shuttle testing.

2015 - Played in all 11 games and finished in the top 10 in tackling (8th) on the team defensive charts with 42 tackles...had 24 solos and 18 assists...generated three pass break-ups...lettered for the second time...started the Richmond, Bucknell and Samford games at strong safety...credited with 10 tackles against Richmond...

...had six tackles against Samford with a 0.5 TFL and also racked up six tackles against Chattanooga...broke up passes against Richmond, Furman, and Chattanooga.

2014 - Played in 10 games in reserve duty at cornerback and on special teams...played a season-high 35 snaps against Davidson...had three tackles against both Davidson and Furman...recovered a fumble against Davidson...returned one punt...lettered for the first time.

2013 - Did not see game action.

HIGH SCHOOL - Attended Powell High School (Knoxville Tenn.)...two-time 5A All-State and three-time All-District...two-time All-KIL...Prep Extra First Team in 2012...2012 Tennessee East-West All-Star team...holds school record for career (21) interceptions and single-season interceptions (seven)...KNX Defensive Player of the Week...Joy 62 Player of the Game (four times)...team Defensive Player of the Year, MVP, best DB and Special Teams Player of the Year in 2012...earned team's defensive back award in 2011 and was freshman MVP in 2009...career state include 120 solo tackles, five forced fumbles and three blocked field goals to go with his 21 interceptions.

MAJOR - Biology major.

Strozyk's Career Stats

Defensive											
YR	G	T/A	Tot.	QBS	TFL-Y	FR	FF	PD	Int.	Yds.	TD
2014	10	13/2	15	0	0	1	0	1	1	0	0
2015	11	25/18	43	0	0.5-1	0	0	3	0	0	0
Totals	21	38/20	58	0	0.5-1	1	0	4	1	0	0



#30 Gabe Sutherland

R-Sophomore ♦ LB ♦ 5-11, 200
McLean, Va.
McLean

Has worked out at outside linebacker and had a productive spring...projected in the two-deep at one outside linebacker position "Buck"...should be on the field more this fall and will help the depth situation at outside linebacker...tested well in strength and conditioning and had one of the top two marks in the 10-yard dash.

2015 - Played in one game (Richmond) and was on the field for seven plays.


2014 - Had true freshman season shut down by injury in week 5...did not see game action.

HIGH SCHOOL - A graduate of McLean (Va.) High School...two-time All-Northern Region...two-time All-Liberty District, twice as a LB and once as a RB...2013 All-Met Honorable Mention selection.

MAJOR - Economics and Business major.



Taylor Stout



#13 Ryan Swingle

R-Junior ♦ TE ♦ 6-3, 232
Haymarket, Va.
Battlefield

TWO-YEAR LETTERMAN - Converted quarterback into the tight end position and made a good transition last year...ying for the starting job at tight end...had a good spring and is looking to expand his contribution with a year's experience behind him...has increased weight and now 230+...caught a 12-yard scoring pass from Al Cobb in the first spring scrimmage.

2015 - Played in all 11 games at reserve tight end and special teams...caught three passes for 21 yards including a 12-yarder in the Wofford game...lettered for the second time.

2014 - Saw duty as holder on placements and lettered for the first time...was a reserve quarterback on the depth chart...completed one of five passes for 34 yards against Bowling Green.

2013 - Did not see game action.


HIGH SCHOOL - Attended Battlefield High School (Haymarket, Va.).

MAJOR - Economics and Business major.

Swingle's Career Stats

Passing								
YR	G	Cmp.-Att.	Effic.	Pct.	Yds.	TD	INT	LG
2014	12	1-5	77.1	20.0	34	0	0	34
Totals	12	1-5	77.1	20.0	34	0	0	34

Receiving							
YR	G	No.	Yds.	Avg.	LG	TD	YPG
2015	11	3	21	7.0	12	0	1.9
Totals	11	3	21	7.0	12	0	1.9



#77 Tyler Thacker

R-Freshman ♦ OL ♦ 6-4, 260
Fredericksburg, Va.
Stafford

Invited walk-on who joined the team prior to the 2015 season...will work to help the depth situation at right tackle...named to the

Southern Conference Academic Honor Roll.

2015 - Did not see game action.

HIGH SCHOOL - A graduate of Stafford High School in Fredericksburg, Va.

MAJOR - Computer Science major.

#11 Tyriug Trotman

Sophomore ♦ DB ♦ 5-9, 155
Virginia Beach, Va.
Landstown

ONE-YEAR LETTERMAN - Will be in the two-deep picture at one cornerback position...looking to expand contribution after seeing action as a true freshman...credited with pass breakups that helped the defense accumulate points in the special scoring system in the final spring scrimmage.

2015 - Played in seven games seeing action on the field for 62 plays...lettered for the first time...saw 22 plays against Samford and was credited with a solo tackle.

HIGH SCHOOL - A graduate of Lansdowne High School in Virginia Beach, Va...High School/Personal (FB): Two-time All-Conference with 68 tackles and nine pass breakups as a senior...also a two-time All-State honoree in track.

MAJOR - Psychology major.

Trotman's Career Stats

Defensive											
YR	G	T/A	Tot.	QBS	TFL-Y	FR	FF	PD	Int.	Yds.	TD
2015	7	1/0	1	0	0	0	0	0	0	0	0
Totals	7	1/0	1	0	0	0	0	0	0	0	0



#17 Brice Tucker

R-Sophomore ♦ RB ♦ 5-10, 175
Hampton, Va.
Bishop Sullivan Catholic

ONE-YEAR LETTERMAN - The leading returning rusher from a year ago... Has shown the ability to be an effective runner when healthy...was sidelined by injury which limited his availability last year and in spring drills...great instincts and acceleration...projected to be in the rotation at running back as one of the top two options in the backfield.

2015 - Played in seven games and started the first four games at running back before an injury in week 5 limited his playing time the rest of the season...finished second on the team in rushing with 355 yards on 82 carries and three touchdowns...averaged 50.7 yards on the ground per game...rushed for a career-high 120 yards on 23 carries and a score against Richmond...led rushers with 87 yards on 15 carries including a season-long 36 yard jaunt for a touchdown in the season opener against Ball State...carried 20 times for 87 yards and a six-yard touchdown to open up the scoring in the win over Morehead State...caught 11 passes for 97 yards including a 20-yard TD pass from Al Cobb that helped fourth quarter rally against Morehead State...lettered for the first time.

2014 - Did not see game action.

HIGH SCHOOL - A graduate of Bishop Sullivan Catholic and resides in Hampton, Va...two-time All-State honoree, First Team as a junior and Second Team as a senior (RB)...second team all-district DB as a junior; when he was also the offensive team MVP...second team all-conference as a senior; when he won a state championship and ran for 876 yards and 11 touchdowns...as a junior; ran for 1288 yards and 15 TD's...won three state titles in track and field and was the school athlete of the year...Freedom Ford Player of the Week...spent time in Spanish Club and Latin Club...volunteered at Hampton Medical Center for disabled veterans all the way through high school.

MAJOR - Civil Engineering major.

Tucker's Career Stats

Rushing							
YR	G	No.	Yds.	Avg.	LG	TD	YPG
2015	7	82	355	4.3	36	3	50.7
Totals	7	82	355	4.3	36	3	50.7

Receiving							
YR	G	No.	Yds.	Avg.	LG	TD	YPG
2015	7	11	97	8.8	20	1	13.9
Totals	7	11	97	8.8	20	1	13.9



#49 Kyle Vardo

R-Junior ♦ DL ♦ 6-0, 218
Hayesville, N.C.
Hayesville

ONE-YEAR LETTERMAN - Dependable role player in the offensive backfield and on special teams...looking to contribute any way when called upon.

2015 - Saw action late in the year playing in the last three contests (Wofford, The Citadel, Western Carolina).

2014 – Was a situational back and saw action for the first time in his college career...played in all 12 games and lettered for the first time...made three catches for 20 yards...caught a three-yard touchdown pass against Gardner-Webb...also played special teams and was credited with two tackles against Western Carolina.

2013 - Did not see game action.


HIGH SCHOOL - A graduate of Hayesville (N.C.) High School...also played baseball.

MAJOR - History major.

Vardo's Career Stats

Receiving										
YR	G	No.	Yds.	Avg.	LG	TD	YPG			
2014	12	3	20	6.7	13	1	1.7			
2015	2	0	0	0	0	0	0			
Totals	12	3	20	6.7	13	1	1.7			

Defensive											
YR	G	T/A	Tot.	QBS	TFL-Y	FR	FF	PD	Int.	Yds.	TD
2014	12	0/2	2	0	0	0	0	0	0	0	0
Totals	12	0/2	2	0	0	0	0	0	0	0	0



#79 Jordan Veal

R-Senior ♦ OL ♦ 6-4, 305
Chesapeake, Va.
Western Branch

ONE-YEAR LETTERMAN - Expected to

return to the team this fall after a year's absence...could help the depth situation on the offensive line...limited playing time in his first three years...will have an important preseason camp to get acclimated back to football on the college level.

2015 – Was not enrolled in school.

2014 – Saw limited action on the offensive line...played in 10 games...was in the two-deep at left tackle for most of the year...lettered for the first time.

2013 –Did not see game action.

2012 - Did not see game action.

HIGH SCHOOL - A graduate of Western Branch High School (Chesapeake, Va.)...First Team All-District, Second Team All-Tidewater (senior)...Second Team All-District (junior)...three-year letterman and varsity starter...four-year recipient of Virginia High School Academic Recognition Award...senior year team captain...two-time team Offensive Lineman of the Year.

MAJOR - Economics and Business major.



#89 Will Wampler

R-Freshman ♦ WR ♦ 6-1, 185
Clayton, N.C.
Saint David's School

Joined the team as an invited walk-on prior to the 2015 season...expected to add depth to the wide receivers position group...Southern Conference Academic Honor Roll member for the 2015-16 year.

2015 – Did not see game action.

HIGH SCHOOL – A graduate of Saint David's School – Clayton, N.C.

MAJOR – Chemistry.



#36 Michael Williams

R-Sophomore ♦ DB ♦ 5-10, 170
Powder Springs, Ga.
McEachern

ONE-YEAR LETTERMAN - Will see plenty

of playing time and projects in the two-deep at cornerback...coming off a year of considerable experience in his debut season as a reserve in the secondary and on special teams...turned in one of the top plays in the final spring scrimmage when he took a tipped pass at the goal line and returned it 50 yards to squash an offensive scoring threat...produced the top mark in the vertical jump and top time in the 10-yard dash in strength and conditioning testing.

2015 – Played in all 11 games seeing action at reserve defensive back and on special teams...posted a season-high four tackles with a tackle-for-loss for four yards against Richmond...finished with eight solos and 5 assists for 13 tackles...lettered for the first time.


2014 – Did not see game action.

HIGH SCHOOL – A graduate of McEachern High School and resides in Powder Springs, Ga...three-year letterwinner...led team in pass breakups in 2013 when team went to state semifinals...all-region 4 at 6A level...Offense-Defense All-American Bowl...two-time Cobb County TD Club Defensive Player of the Week...2013 Eric Petty Award recipient for hard work, leadership, character and play...McEachern Gold Academic List (minimum 3.5 GPA) for three straight years...Beta Club...member of Distinguished Indian Association.

MAJOR - Computer and Information Sciences Major.

Williams' Career Stats

Defensive											
YR	G	T/A	Tot.	QBS	TFL-Y	FR	FF	PD	Int.	Yds.	TD
2015	11	8/5	13	0	1.0-4	0	0	0	0	0	0
Totals	11	8/5	13	0	1.0-4	0	0	0	0	0	0



Dillon Christopher and Ryan Swingle celebrate a made 2015 field goal.

2016 Freshmen

Josh Andre, OL

6-6, 257 - Warrenton, Va./Fauquier H.S.

High School/Personal: Four-year letterwinner at Fauquier HS...Second Team All-State honoree...First Team all-conference, both OL and DL...First Team all-region as an OL...Team MVP...Most Outstanding Player and team captain...also four-year letterwinner for basketball and track teams.

Elliott Brewster, LB

6-2, 200 - Dublin, Va./Pulaski H.S.

High School/Personal: Three-year letterman under coach Stephen James as a wide receiver and strong safety...as a senior, named first team All-Conference 24 as both a defensive back and wide receiver...Southwest Times Player of the Year...named to the 4A West second team defense and the 4A West honorable mention offense...a VHSCA All-Star team first team safety...as a junior, named to the All-Conference 24 second team defense as a safety...nominated for STEM academy in engineering, National Honor Society member and received multiple academic honors throughout his four years...also played basketball and competed for indoor/outdoor track...plans to major in civil or electrical engineering.

Ryan Clark, DE

6-6, 220 - Alcoa, Tenn./Alcoa H.S.

High School/Personal: Four-year letterwinner as both a tight end and defensive end...PrepXtra Player of the Year for defense...also received PrepXtra Player of the Week honors once during the 2015 season...named All-County in 2015...helped team to a perfect 5-0 mark in district as a senior...plans to major in computer and information sciences.

Sawaar Canady, OL

6-5, 290 - Newport News, Va./Heritage H.S.

High School/Personal: Four-year letterwinner at Heritage HS...First Team All-conference honoree...Second Team All-4A East...Second Team all-757 junior team...member of Peninsula team for Nike 757 All-Star Classic...3.83 HS GPA...three-year honor roll member...intends to major in business and economics.

Kuony Deng, OLB

6-6, 190 - Aldie, Va./John Champe H.S.

High School/Personal: Played three years of football under head coach Jason Dawson as a wide receiver and outside linebacker...named the conference Player of the Year...Loudoun Times Defensive Player of the Year after helping team to a 10-0 season in 2015...Loudoun Times first team defense as a defensive end...also played four years of basketball, earning 19.2 points per game en route to first team all-state and conference Player of the Year honors.

Jay Gavin, WR

6-4, 185 - Big Stone Gap, Va./Union H.S.

High School/Personal: Four-year starter at Union HS...Fall Sports Leadership Award winner in 2014-15...was a two-year starter in basketball and also

competed on the track team for two seasons, receiving leadership awards during both basketball and track seasons...was the 2A West 400-meter regional champion in track...intends to major in psychology.

Duncan Hodges, QB

6-3, 220 - Kimberly, Ala./Mortimer Jordan

High School/Personal: Sideline 5A Offensive Player of the Year...All-State ASWA Second Team...All-Region Athlete...played on Alabama 5A North Region Championship team and 5A State Runners-ups...Set Mortimer Jordan high school records for most season passing yards, season passing TDs, season total TD's...and most career wins as a starting quarterback (23-4 record)...brother Devlin Hodges has played quarterback at Samford University.

Kendrick Jackson, WR

5-8, 170 - Roswell, Ga./Roswell H.S.

High School/Personal: Amassed 790 all-purpose yards between rushing, receiving and returning kicks as a senior...averaged 8.8 yards a carry and 11.4 yards per catch...holds a 3.3 GPA...received all-region honors his senior season...intends to major in economics and business.

Critt Johnson, OL

6-7, 275 - Virginia Beach, Va./Bishop Sullivan

High School/Personal: Played four years as an offensive lineman and tight end, earning second team All-State and first team All-Conference honors...also played four years of basketball, earning all-conference and MVP honors in 2014...two-year team captain for basketball...AAU basketball player for Virginia Squires and Team Loaded...member of the National Honor Society...father, Andrew, played crew and rugby at the US Naval Academy...plans to major in biology.

Reed King, K

5-9, 150 - Grafton, Va./Grafton H.S.

High School/Personal: Four-year letterwinner at Grafton...Group 4A All-State First Team...also earned First Team All-Region, All-Conference and All-District as a kicker and punter...Daily Press All-Star as kicker and punter...9 of 12 on field goals and 36 of 37 on extra points as a senior...32 of 36 kickoffs were touchbacks...42.7 yard average as a punter...National Honor Society and Region 4A East All-Academic Team...intends to major in electrical and computer engineering.

Javeon Lara, WR

6-0, 175 - Schulenburg, Texas/Schulenburg H.S.

High School/Personal: Four-year letterwinner in four different sports at Schulenburg Secondary HS...played as a running back and safety in addition to VWR on the gridiron...was an all-district honoree each season...also lettered all four years in track, where he earned third place in the state in the 100-meters, as well as baseball and basketball...intends to major in engineering.

Najee Lawrence, OLB

6-1, 193 - Glen Allen, Va./Glen Allen H.S.

High School/Personal: Two-year letterwinner at Glen Allen...amassed 90 tackles and nine sacks over those two seasons...also forced five fumbles, recovering three...intends to major in biology.

Bradley Lythgoe, SS

5-11, 190 - Daleville, Va./Lord Botetourt

High School/Personal: 2015 1st Team All District DB and Blue Ridge District Most Valuable DB...also named 2015 3A West Region 1st Team DB, VHSL 1st Team All State DB, Vapreps.com 1st Team All State DB...VHSCA 1st Team All State DB...VHSCA All Star Game Selection...1st Team All Timesland DB... #91 Overall Player in VA by Roanoke Times... Career stats -Offensive: 2361 All-Purpose Yards, 29 Touchdowns...Defensive: 326 Tackles (173 solo, 144 assists, 40.5 TFL, 7 Interceptions)... National Honor Society (Junior and Senior Year).

Rohan Martin, WR

5-10, 175 - Stafford, Va./Colonial Forge H.S.

High School/Personal: As a senior, totaled 21 touchdowns, three interceptions and 1,536 all-purpose yards as a starter on both sides of the ball...played in multiple positions on offense, defense and as a kick/punt returner on special teams...received all-state, all-region, all-area and all-conference honors throughout his tenure...runs a 4.37 40-yard dash...played one year of basketball as a junior, helping team to a state championship...A-B Honor Roll member...plans to major in economics and business.

Daz Palmer, RB

5-10, 175 - Virginia Beach, Va./Lake Taylor H.S.

High School/Personal: Four-year letterman who played running back and defensive back on two high school state title teams that went 54-4...set school single season mark for rushing yards and touchdowns with 2,179 yards and 35 TDs...First team all-Tidewater and named to 4A conference, region, and district offensive player of the year...also played basketball.

Tyain Smith, RB

6-2, 195 - Chesapeake, Va./Indian River H.S.

High School/Personal: Second Team All-Conference...Offensive Team MVP for Indian River HS...doubled his rushing yards from junior to senior season, when he fell just short of the 1700-yard mark and scored 19 touchdowns.

Kaleb Tucker, CB

6-1, 165 - Kecoughtan, Va./Kecoughtan H.S.

High School/Personal: Four-year letterwinner at Kecoughtan...played both defensive back and wide receiver...also lettered four years in wrestling, earning all-state honors, and two years in track...National Honor Society...Math Honor Society...intends to major in civil engineering.

2015 Game Recaps

Keydets Come Up Just Short in Shootout, 48-36

Al Cobb threw for 399 yards and three touchdowns and Aaron Sanders had 13 receptions for the VMI Keydets, but the Ball State Cardinals grabbed a 17-point lead after three quarters and held on for a 48-36 win in non-conference college football action Thursday night in Muncie, Ind. The game was the season opener for both teams.

VMI (0-1) had closed to within 10 at 34-24 and had the ball early in the fourth quarter, but Ball State (1-0) was able to force a Cobb fumble deep in Keydet territory with 9:56 to go. The Cardinals then took over at the VMI 32 and ran James Gilbert six straight times, the last of which was a 14-yard TD, and the Keydets never got closer than 11 the rest of the way.

The Keydets were led by Cobb, who had the second-most passing yards in school history and fell just one yard shy of throwing for 400 yards for the first time in his career. He finished 33 of 47 for 399 yards, three touchdowns and no interceptions.

Sanders added 118 yards on his game-high 13 catches and true freshman Dontae Mauck had 131 yards receiving on just two grabs, including an 80-yard first-half touchdown. Defensively, Allan Cratsenberg (15), Ryan Francis (12) and Greg Sanders (11) all finished with double-digit tackles, and Alijah Robinson had the game's lone interception.

After the Keydets went three and out to open the game, Ball State promptly marched 76 yards in 16 plays. The Keydet defense stiffened inside the 10, however, and forced a 24-yard Morgan Hagee field goal that gave BSU a 3-0 lead at the 8:16 mark. In direct opposition of what was to follow, the two teams would combine for just two first downs the remainder of the quarter, and the score remained 3-0, BSU.

Ball State extended the margin to 10-0 with a three-yard Darian Green touchdown run at the 12:09 mark of the second quarter, and after another VMI three and out, Hagee drilled a 27-yarder to push the lead to 13-0.

The momentum changed quickly on VMI's next possession, however, as on the second play of the drive, Cobb found Mauck for his first collegiate reception, an 80-yard touchdown to cut the lead to 13-7. The play was tied for the 10th-longest pass play in school history and it seemed to start the shootout, as Green scored again just 1:47 later to push the lead back to 13, 20-7.

The Keydets would take advantage of Robinson's interception late in the half, as Dillon Christopher kicked a 31-yard field goal with 29 seconds remaining in the second quarter that accounted for the halftime score, 20-10.

BSU scored two touchdowns in the first 5:40 of the second half, helped in large part by a Keydet fumble on a kickoff return, and seemed to be on the verge of breaking the game open. The Keydets, however, fought back.

A quick four-play, 66-yard drive saw Brice Tucker bolt 36 yards for a touchdown that made it 34-17. That came with 7:34 on the third quarter clock, and after being pushed back to its own one-yard line on BSU's ensuing punt, VMI promptly marched 99 yards in 17 plays. Cobb found Sanders for a six-yard touchdown to cap the incredible drive, an effort that put the Keydets back within 10, 34-24, with 12:18 left to play.

VMI got the ball back after forcing another punt, but on third and seven with 9:56 to go, Cobb fumbled the football after being hit. Osazuwamen Igbinosun recovered for the Cardinals, and six plays later, Gilbert marched in from 14 yards out to put the Keydets in a 17-point hold once again. Cobb did connect with Sam Patterson for a 15-yard touchdown with 4:55 left, but after a failed onside kick, Green put the game out of reach, 48-30, with a 46-yard touchdown run.

Derrick Ziglar had a one-yard TD run with 2:48 remaining to account for the final margin.

For the Cardinals, Green led the way with four touchdowns, three of which were on the ground as Ball State ran for 231 yards. Milas had 338 yards passing and Jordan Williams had eight receptions for 99 yards.

For the game, the two teams combined for over 1,100 yards of total offense, with BSU holding a 567-547 edge. The Cardinals used their rushing advantage, 229-103, to a crucial 32:27 - 27:33 edge in time of possession.



VMI (0-1)	36
Ball State (1-0)	48

Scheumann Stadium • Muncie, Ind.
Sept. 3, 2015 • Attendance: 10,473

VMI	0	10	7	19	-	36
BSU	3	17	14	14	-	48

FIRST QUARTER

BSU - Hagee 24 FG - 8:16

SECOND QUARTER

BSU - Green 4 run (Hagee kick) - 12:09

BSU - Hagee 27 FG - 8:35

VMI - Mauck 80 pass from Cobb (Christopher kick) - 7:54

BSU - Green 2 run (Hagee kick) - 6:05

VMI - Christopher 31 FG - 0:29

THIRD QUARTER

BSU - Green 35 pass from Milas (Hagee kick) - 10:34

BSU - Gilbert 1 run (Hagee kick) - 9:20

VMI - Tucker 36 run (Christopher kick) - 7:34

FOURTH QUARTER

VMI - Sanders 6 pass from Cobb (Christopher kick) - 12:23

BSU - Gilbert 14 run (Hagee kick)

VMI - Patterson 15 pass from Cobb - 4:55

BSU - Green 46 run (Hagee kick) - 4:40

VMI - Ziglar 1 run - 2:48

	VMI	BSU
First Downs	22	33
Rushes-Yards	29-103	42-229
Passing Yards	444	338
Passes (C-A-I)	35-49-0	34-53-1
Total Offense	547	567
Fumbles-Lost	3-2	0-0
Penalties	8-47	6-55
Punts-Avg.	5-44.0	4-42.2
Time of Possession	27:33	32:27

RUSHING: **VMI** - Tucker 15-87; Ziglar 5-8; Cobb 6-7; Forlines 2-4; Mauck 1-(-3). **BSU** - Williamson 16-74; Green 9-73; Gilbert 12-61; Milas 4-23.

PASSING: **VMI** - Cobb 33-47-0-399; Forlines 1-1-0-21; Alford 1-1-0-24. **BSU** - Milas 34-52-1-338.

RECEIVING: **VMI** - Sanders 13-118; Forlines 6-69; Patterson 4-44; Nicholson 3-39; Tucker 3-21; Mauck 2-131; Johnson 2-19; Shirley 1-3; Ziglar 1-0. **BSU** - Williams 8-99; Mabon 7-54; Green 6-74; Lacanaria 6-55; Shillings 3-33; Hogue 2-23; Hagee 1-4; Williamson 1-(-4).

Christopher Sends Keydets Over Morehead State in Home Opener, 43-40



Dillon Christopher booted a 34-yard field goal as time expired, sending the VMI Keydets past the upset-minded Morehead State Eagles, 43-40, in non-conference football action Saturday, Sept. 12 at Foster Stadium in Lexington. The two teams combined for 1,010 total offensive yards in the shootout.

Morehead State (0-2), a member of the non-scholarship Pioneer League, had taken a 40-33 lead with 7:12 to go, but the Keydets (1-1) quickly tied things up with a 77-play drive that took less than a minute. Three possessions later, VMI went 72 yards in 12 plays, with an eight-yard pass to Dane Forlines setting up Christopher's winning field goal from just inside the left hash mark.

In the victory, the Keydets were paced by a career-high nine catches for Dane Forlines, who posted 101 yards receiving. Derrick Ziglar had 108 yards rushing and two touchdowns, while freshman Brice Tucker carried 20 times for 78 yards and a score. Tucker finished with a team-high 114 all-purpose yards.

Morehead State saw quarterback Austin Gahafer set new Foster Stadium records for both passing yards (447) and total offensive yards (430). He finished 35 of 62 with four touchdowns and one interception, while also catching a 23-yard touchdown from wideout Jake Raymond.

It was VMI who jumped out to the early lead. Despite an AI Cobb interception on the opening drive, the Keydets got the ball right back and, helped by a 35-yard Cobb to Dontae Mauck pass, scored first. Tucker ran in the opening score from six yards out, and Sam Patterson added a two-point conversion run for an 8-0 VMI lead at the 9:42 mark.

A 59-yard Gahafer touchdown brought MSU back within one, and late in the quarter, the Eagle quarterback found Joby Embrey for a 49-yard TD strike. The point after gave Morehead State a 14-8 lead after one period of play.

Ziglar punched in the first of his two touchdowns, this one from four yards out, in the opening moments of the second quarter to give the Keydets the lead once again. Shavi Bash put the Eagles back in front briefly with a field goal at the 7:36 mark, but a Cobb pass to Patterson - and the ensuing two-point conversion by the same connection - gave VMI a 23-17 edge at halftime.

Christopher tacked on a field goal early in the third quarter, putting VMI ahead by nine, and that margin grew to 10 when Ziglar galloped in from six yards out at the 4:17 mark to make it a 33-23 game.

MSU rallied, however, as Gahafer fired a 12-yard touchdown pass in the final seconds of the third to cut the lead to 33-30. Bash kicked a field goal from 31 yards out with 12:19 to play to tie the score, and with 7:12 to go, the momentum seemed to rest firmly with Morehead State after a trick play.

A flea flicker lateral that wound up in the hands of receiver Raymond was passed to Gahafer for a 23-yard touchdown and a 40-33 Morehead State lead. The Keydets came right back, however, behind a Ziglar 51-yard run and Tucker's 20-yard touchdown pass, to tie the score less than a minute later and set up the late game dramatics.

Richardson was the defensive standout for the Keydets, as he accumulated four tackles, all for loss, and added three sacks and a fumble recovery. Eric Pugh had 18 tackles for Morehead State.

VMI football will return to action Sept. 19, when the Keydets travel to Richmond to take on the Richmond Spiders. Action gets underway at 6 p.m.

VMI (1-1)	43
Morehead State (0-2)	40

Foster Stadium • Lexington, Va.
Sept. 12, 2015 • Attendance: 5,016

MSU	14	3	13	10	-	40
VMI	8	15	10	10	-	43

FIRST QUARTER

VMI - Tucker 6 run (Patterson rush) - 9:42
MSU - Cornwall 59 pass from Gahafer (Bash kick) - 7:15
MSU - Embrey 49 pass from Gahafer (Bash kick) - 2:04

SECOND QUARTER

VMI - Ziglar 4 run (Christopher kick) - 14:19
MSU - Bash 29 FG - 7:36
VMI - Patterson 5 pass from Cobb (Patterson pass from Cobb) - 1:09

THIRD QUARTER

VMI - Christopher 23 FG - 9:39
MSU - Napier 11 pass from Gahafer - 7:15
VMI - Ziglar 6 run (Christopher kick) - 4:17
MSU - Cornwall 12 pass from Gahafer (Bash kick) - 0:25

FOURTH QUARTER

MSU - Bash 31 FG - 12:19
MSU - Gahafer 23 pass from Raymond (Bash kick) - 7:12
VMI - Tucker 20 pass from Cobb (Christopher kick) - 6:15
VMI - Christopher 34 FG - 0:00

	MSU	VMI
First Downs	27	27
Rushes-Yards	25-29	41-197
Passing Yards	470	314
Passes (C-A-I)	36-63-1	27-41-3
Total Offense	499	511
Fumbles-Lost	2-2	2-1
Penalties	14-107	6-80
Punts-Avg.	4-44.2	5-35.6
Time of Possession	29:37	30:23

RUSHING: MSU - Holman 6-35; Harden 8-6; Bailey 3-3; Robinson 1-2; Gahafer 7-(-17). VMI - Ziglar 12-108; Tucker 20-78; Sanders 1-7; Cobb 7-4; Mauck 1-0.

PASSING: MSU - Gahafer 35-62-1-447; Raymond 1-1-0-23. VMI - Cobb 27-41-3-314.

RECEIVING: MSU - Raymond 10-106; Cornwall 9-154; Lewis 8-64; Napier 5-33; Embrey 1-49; Robinson 1-38; Gahafer 1-23; Harden 1-3. VMI - Forlines 9-101; Patterson 7-74; Sanders 5-55; Tucker 3-36; Stout 2-13; Mauck 1-35.

Keydets Fall to #22 Richmond, 42-10

Brice Tucker ran for 120 yards, but the #22 Richmond Spiders took advantage of five VMI Keydet turnovers en route to a 42-10 victory Saturday evening, Sept. 19 at Robins Stadium in Richmond.



The Keydets (1-2) forced a punt on the first Richmond drive of the game, but on VMI's first play from scrimmage, Al Cobb was picked off by Ayo Ogunniyi and the interception was returned for a touchdown.

Richmond (2-1) would lead the rest of the way, helped by three more interceptions and a Keydet fumble inside the UR 10-yard line.

Offensively, Tucker was the standout for the Keydets with his 120 yards and a touchdown on the ground. He helped the Keydets to 202 rushing yards, VMI's first 200-yard rushing game since playing Davidson last season. Cobb, however, struggled to a 13 for 28, four interception night.

On the other side, UR quarterback Kyle Lauletta was 15 for 22 for 209 yards and three touchdowns. The Spiders completed passes to 11 different receivers in the win.

Following the initial pick-six, the Keydets countered with a 15-play, 66-yard drive that ended with a Dillon Christopher field goal to cut the lead to 7-3 after one quarter.

The Keydets had the ball first in the second quarter and were marching down the field. On a first down from the UR 19, Tucker ran the ball inside the 10-yard line but, on a momentum-turning play, coughed up the football. UR recovered at the seven and promptly marched 93 yards in 11 plays. Lauletta completed a three-yard touchdown pass to James Pavik to make it 14-3, Richmond.

With 5:45 left in the half, the Keydets had the ball, still down by 11. Cobb was hurried on a drop-back pass and was intercepted by Madison Day. Day ran the ball back 25 yards for a touchdown and a 21-3 UR lead.

VMI then cut into the margin with its next drive. An 11-play, 75-yard drive ended with a one-yard Tucker TD plunge and a 21-10 Spider lead. That marked the score at halftime.

The Keydets had a chance to cut into the margin on the first drive of the second half, but Cobb was picked off on the third play of the quarter. Lauletta then answered with a 53-yard touchdown pass to Porter Abell that made it 28-10, UR.

The Spiders added one additional touchdown in both the third and fourth quarters to account for the final margin.

Defensively, Jon Strozyk led the Keydets with 10 tackles, a career-high. Day had 12 stops for Richmond and David Jones had two of his team's four interceptions.

VMI football will return to action next Saturday, taking on Furman in the SoCon opener for the Keydets. Game time in Greenville, S.C. is set for 3 p.m.

VMI (1-2) 10

#22 Richmond (2-1) 42

**Robins Stadium • Richmond, Va.
Sept. 19, 2014 • Attendance: 8,700**

VMI	3	7	0	0	-	10
UR	7	14	14	7	-	42

FIRST QUARTER

UR - Ogunniyi 23 interception return (Yoder kick) - 12:35

VMI - Christopher 26 FG - 6:37

SECOND QUARTER

UR - Pavik 3 pass from Lauletta (Yoder kick) - 8:59

UR - Day 25 interception return (Yoder kick) - 5:45

VMI - Tucker 1 run (Christopher kick) - 2:15

THIRD QUARTER

UR - Abell 53 pass from Lauletta (Yoder kick) - 13:02

UR - Brissett 13 pass from Lauletta (Yoder kick) - 6:40

FOURTH QUARTER

UR - Fisher 3 run (Yoder kick) - 14:56

	VMI	UR
First Downs	19	25
Rushes-Yards	44-202	48-254
Passing Yards	172	212
Passes (C-A-I)	13-28-4	16-24-0
Total Offense	374	466
Fumbles-Lost	1-1	1-1
Penalties	2-10	2-19
Punts-Avg.	1-23.0	4-41.5
Time of Possession	25:35	34:25

RUSHING: VMI- Tucker 23-120; Stout 7-34; Cobb 5-33; Ziglar 4-9; Shirley 3-9; Sanders 1-2.
UR - Fisher 16-87; Green 11-73; Hamlin 5-22; Drake 1-20; Lauletta 5-20; Broadus 6-16; Collins 3-12; Moon 1-4.

PASSING: VMI - Cobb 13-28-4-172. **UR** - Lauletta 15-22-0-209; Broadus 1-2-0-3.

RECEIVING: VMI - Sanders 4-72; Patterson 2-17; Tucker 2-17; Jacob 2-12; Nicholson 1-34; Forlines 1-11; Shirley 1-9. **UR** - Diggs 3-46; Abell 2-50; Wilkins 2-13; Tibbs 2-12; Hudson 1-25; Green 1-24; Fisher 1-15; Brissett 1-13; McCombs 1-8; Holloway 1-3; Pavik 1-3.

Keydets Come Up Just Short at Furman, 24-21

GREENVILLE, S.C. – Inspired by a rejuvenated defense, VMI battled throughout but came up short in its conference opener.

Driving for the go-ahead score late in the fourth quarter, VMI's second interception of the game deep in Furman territory led to a decisive long field goal by the Paladins, and Furman held off a late VMI charge to top the Keydets, 24-21, in the Southern Conference opener for both teams Saturday afternoon in Greenville, S.C.



With the game tied at 21-21 late, the Keydets drove all the way to the Furman 21-yard line, but quarterback Al Cobb's pass was intercepted by Reggie Thomas at the Furman 12 and returned to midfield. VMI receiver Aaron Sanders nearly stripped the ball from Thomas to get it back, but the Paladins retained possession after the sudden change. Eight plays later, Jon Croft Hollingsworth booted a 42-yard field goal to give the Paladins the lead for good with 4:35 remaining in the contest.

Playing its third road game in four weeks, VMI fell to 1-3, 0-1 SoCon while the Paladins evened their mark to 2-2 overall and 1-0 in conference play.

VMI had one last try to counter in the back-and-forth game, but Cobb was dropped short of first-down yardage on a fourth-and-10 try at the Furman 45 and turned the ball over on downs with 3:49 left. A desperation drive late in the contest yielded nothing, and the Keydets had their bid for their first win in Greenville since 1977 spoiled.

With the setback, VMI squandered its best defensive effort of the year. The Keydets held an opponent to a season low 24 points, recovering a pair of fumbles along the way. But a special teams miscue and the two interceptions were too much to overcome.

Both of those fumble recoveries by VMI came in the first half as the Keydets stormed out to a 14-0 advantage. Derrick Ziglar gave the Keydets the early lead with a 1-yard touchdown run with 6:25 remaining in the first quarter, and midway through the second period, Brian Lipscomb recovered the second Furman fumble after a sack to give the VMI offense the ball at the Paladin 40. Cobb capped a 7-play drive with a 3-yard scoring strike to Matt Nicholson to give VMI a 14-0 lead with 7:07 remaining in the first half.

Cobb finished the game with 235 yards through the air, completing 21 of 42 passes with a touchdown and a pair of interceptions. Aaron Sanders was the leading receiver for the Keydets, who mustered just 44 yards rushing in the contest, with six receptions for 49 yards, while Sam Patterson and Dane Forlines hauled in four catches apiece. Forlines has now caught passes in 16 consecutive games.

Trailing 14-0, the Paladins grabbed some momentum just before intermission when Ernie Cain scored from a yard out with 1:30 left in the first half. After halftime, Furman blocked a VMI punt, with Brian Ross returning it five yards to tie the game at 14-14. Furman took the lead for

Furman finished the game with 322 yards of total offense, to overcome 110 yards in penalties. Hannon was 22-for-40 passing for 197 yards, while Loga McCarter and Andrej Suttles each hauled in five of those passes.

VMI responded early in the fourth, marching 75 yards in 16 plays, with Ziglar crossing the goal from two yards out to tie the game. And the Keydets appeared to be driving for the go-ahead score in the fourth before the Thomas interception that set up the winning field goal.

"I think our kids fought hard to the end. I am proud of the effort and I thought the defense played great. We just have to find a way to make one more play," said VMI head coach Scott Wachenheim.

VMI (1-3, 0-1)	21
Furman (2-2, 1-0)	24

Paladin Stadium • Greenville, S.C.
Sept. 26, 2015 • Attendance: 7915

VMI	7	7	0	7	-	21
FUR	0	7	14	3	-	24

FIRST QUARTER

VMI - Ziglar 1 run (Christopher kick) - 6:25

SECOND QUARTER

VMI - Nicholson 3 pass from Cobb (Christopher kick) - 7:07

FUR - Cain 1 run (Hollingsworth kick) - 1:30

THIRD QUARTER

FUR - Ross 5 blocked punt return (Hollingsworth kick) - 14:03

FUR - Hannon 4 run (Hollingsworth kick) - 2:21

FOURTH QUARTER

VMI - Ziglar 2 run (Christopher kick) - 13:36

FUR - Hollingsworth 42 FG - 4:35

	VMI	FUR
First Downs	17	20
Rushes-Yards	27-44	40-125
Passing Yards	235	197
Passes (C-A-I)	21-43-2	22-41-0
Total Offense	279	322
Fumbles-Lost	2-0	3-2
Penalties	3-21	9-110
Punts-Avg.	6-35.3	5-41.8
Time of Possession	22:05	37:55

RUSHING: VMI - Tucker 7-22; Ziglar 7-15; Mauck 1-9; Cobb 7-6; Stout 2-3; Shirley 1-1; Sanders 1-(-9). **FUR** - Luke 14-57; Wilcox 10-23; Robinson 4-22; Cain 7-16; Hannon 5-7.

PASSING: VMI - Cobb 21-42-2-235. **FUR** - Hannon 22-40-0-197; McCarter 0-1-0-0.

RECEIVING: VMI - Sanders 6-49; Patterson 4-48; Forlines 4-35; Nicholson 3-31; Tucker 2-17; Mauck 1-44; Stout 1-11. **FUR** - McCarter 5-66; Suttles 5-53; Wilcox 3-21; Fletcher 2-26; Snellings 2-11; Cain 2-6; Luke 2-4; Schumpert 1-10.

Bucknell Edges Keydets in OT, 28-22

Matt DelMauro ran for a 23-yard touchdown in the first overtime, giving the Bucknell Bison a dramatic 28-22 win over the VMI Keydets in non-conference football action Saturday, Oct. 3 at Foster Stadium in Lexington.



After Dillon Christopher had missed a 38-yard field goal on VMI's possession in overtime, Will Carter grabbed a two-yard pass and, after a Bucknell (3-1) timeout, DelMauro scampered 23 yards up the middle for the game-winning touchdown.

With the victory, Bucknell won its third straight game over the Keydets (1-4) with an average margin of victory of less than eight points per game.

Al Cobb finished 26 of 47 for 251 yards and two touchdowns for the Keydets, two scores that tied him with Dave Brown and Jonathan Wilson for third on VMI's all-time touchdown passes thrown list, while R.J. Nitti was 17 of 34 for 188 yards and a score to lead the Bison.

Carter had eight grabs for 81 yards and a touchdown that briefly put the visitors ahead in the fourth quarter, while Aaron Sanders had seven receptions, including one for a touchdown, for VMI.

Bucknell got on the board first. The Bison took over with 10:05 left in the first quarter and went 47 yards in seven plays, a drive capped by Nitti's six-yard touchdown run that made it 7-0.

The Keydets countered on their next drive. Cobb completed passes to four different receivers, including a one-yard touchdown to Sanders, on an 11-play, 63-yard drive that tied the score, 7-7. That was the score after one quarter, but VMI took the lead on the lone score of the second period, a one-yard Cobb pass to Sam Patterson to account for the halftime score of 13-7, VMI.

The rain, which had stayed away for much of the first half, picked up at times in the third quarter and the offenses felt the effects. There were six punts in the period, as neither team scored and VMI still held a 13-7 advantage headed to the fourth quarter.

The Keydets pushed their margin to 12 early in the fourth, when Dontae Mauck scored on a 42-yard reverse for a 19-7 Keydet lead, but the Bucknell rally started on the ensuing kickoff. Joey DeFloria ran the kick back 85 yards for a touchdown, cutting the lead to five at 19-14 with 10:34 to go.

After a VMI punt, Bucknell promptly went 57 yards in eight plays, capped by a nine-yard Nitti to Carter touchdown pass, a fade to the back corner of the endzone that gave the Bison the lead. Nitti converted a rush for the two-point play, making it 22-19 with 4:55 left.

VMI got the ball back with 1:50 to go, still trailing by three, and quickly responded. Cobb completed four of his first five passes on the drive, and a swing pass to Derrick Ziglar with six seconds to go set up Christopher for a 40-yard field goal. The kick was good as regulation time expired, tying the score and setting the stage for the overtime dramatics.

Ben Richard had 18 tackles to lead Bucknell defensively, while Ryan Francis had 11 stops for the Keydets. VMI outgained Bucknell 395-290 in the game, but four sacks for BU made a difference in the contest.

The setback was VMI's fourth consecutive overtime loss.

Bucknell (3-1)	28
VMI (1-4)	22

Foster Stadium • Lexington, Va.
Oct. 3, 2015 • Attendance: 3713

BUCK	7	0	0	15	6	-28
VMI	7	6	0	9	0	-22

FIRST QUARTER

BUCK - Nitti 6 run (Burdick kick) - 6:14

VMI - Sanders 1 pass from Cobb (Christopher kick) - 2:40

SECOND QUARTER

VMI - Patterson 1 pass from Cobb - 0:49

FOURTH QUARTER

VMI - Mauck 42 run - 10:54

BUCK - DeFloria 85 kickoff return (Burdick kick) - 10:41

BUCK - Carter 9 pass from Nitti (Nitti rush) - 5:02

VMI - Christopher 40 FG - 0:00

OVERTIME

BUCK - DelMauro 23 run

	BUCK	VMI
First Downs	18	20
Rushes-Yards	35-102	140
Passing Yards	188	255
Passes (C-A-I)	17-34-0	27-48-0
Total Offense	290	395
Fumbles-Lost	1-0	0-0
Penalties	5-38	4-47
Punts-Avg.	9-41.3	8-38.4
Time of Possession	30:54	29:06

RUSHING: BUCK - Williams 17-76;

DelMauro 11-35; DeFloria 3-5; Nitti 2-1. VMI - Mauck 2-46; Cobb 12-44; Stout 14-22; Myers 6-17; Ziglar 5-11.

PASSING: BUCK - Nitti 17-34-0-188. VMI - Cobb 26-47-0-251; Alford 1-1-0-4.

RECEIVING: BUCK - Carter 8-81; Kaslander 3-34; Williams 3-21; DeFloria 2-33; Owers 1-19. VMI - Sanders 7-54; Forlines 5-34; Stout 4-34; Patterson 3-35; Ziglar 2-17; Myers 2-16; Nicholson 2-7; Mauck 1-43; Johnson 1-15.

Keydets Fall to Samford, 49-13

The Samford Bulldogs scored the final 28 points of the game, en route to a 49-13 win over the VMI Keydets in Southern Conference football action Saturday afternoon, October 10 at VMI's Foster Stadium.

A Dillon Christopher field goal pulled VMI (1-5, 0-2 SoCon) within eight, 21-13, with 10:24 left in the third quarter. Samford (3-2, 1-1) got the ball back, however, and five plays into its next drive, launched a 57-yard Michael Eubank to Emmanuel Obajimi touchdown pass to make it a 28-13 game. The Keydets would not score again.

The performance of Eubank boosted Samford, as the quarterback went 31 of 42 for 337 yards and three touchdowns. Obajimi hauled in seven catches for 109 yards, as the visitors completed passes to nine different receivers.

Turnovers were the other story of the game, as the Keydets turned the ball over four times to just one for Samford. All four turnovers were interceptions on the log of Al Cobb, as he was held to a 19 for 35, 183-yard day. Cobb did throw a second quarter TD to Dontae Mauck.

Samford jumped ahead early, taking a 7-0 lead on a Eubanks touchdown that capped an 11-play, 60-yard drive. Obajimi hauled in a 15-yard reception to cap that push.

The Keydets cut that margin to four in the second quarter, when they ate up nearly six minutes with a 13-play drive. Christopher booted a field goal through from 20 yards out to make it a 7-3 game.

Samford seemingly pulled away, with touchdowns on its next two drives to take a 21-3 lead, but Cobb found Mauck for a 27-yard touchdown in the final minute of the half to make it a 21-10 game at the break.

Christopher then booted through a 35-yard field goal on VMI's first drive of the third quarter, setting up Samford's 28-point run that began with Eubank's 57-yard pass to Obajimi.

Denzel Williams had a touchdown run early in the fourth, and Omari Williams put the game away by returning Cobb's fourth interception 59 yards for a score, making it 42-13 with 9:51 remaining. Jake Wilks had a one-yard touchdown run in the final moments to account for the final margin.

Allan Cratsenberg had 12 tackles to lead VMI defensively, while Forlines had seven receptions for 106 yards and posted a career-high 266 all-purpose yards. That included a career-long 49-yard punt return in the second quarter; VMI's longest punt return since 2010.

Samford, however, limited the Keydets to just 46 yards rushing on 34 attempts, while the Bulldogs gained 174 yards on the ground.



Samford (3-2, 1-1) 49
VMI (1-5, 0-2) 13

Foster Stadium • Lexington, Va.
 Oct. 10, 2015 • Attendance: 4875

SAM	7	14	7	21	-	49
VMI	0	10	3	0	-	13

FIRST QUARTER

SAM - Obajimi 15 pass from Eubank (Pistelli kick) - 7:39

SECOND QUARTER

VMI - Christopher 20 FG - 9:18
 SAM - Pierce 2 run (Pistelli kick) - 6:36
 SAM - Sinclair 34 pass from Eubank (Pistelli kick) - 3:42
 VMI - Mauck 27 pass from Cobb (Christopher kick) - 0:31

THIRD QUARTER

VMI - Christopher 35 FG - 10:24
 SAM - Obajimi 57 pass from Eubank (Pistelli kick) - 8:24

FOURTH QUARTER

SAM - D. Williams 9 run (Pistelli kick) - 12:11
 SAM - O. Williams 59 INT return (Pistelli kick) - 9:51
 SAM - Wilks 1 run (Everett kick) - 2:37

	SAM	VMI
First Downs	27	16
Rushes-Yards	48-174	34-46
Passing Yards	337	244
Passes (C-A-I)	31-42-0	21-38-4
Total Offense	511	290
Fumbles-Lost	1-1	0-0
Penalties	5-55	5-20
Punts-Avg.	6-38.0	8-37.2
Time of Possession	30:32	29:28

RUSHING: SAM - D. Williams 14-55; Wilks 7-36; Eubank 7-28; McKnight 4-25; Larry 9-16; Adams 4-13; Pierce 1-2; Salmon 1-1. **VMI** - Myers 14-41; Mauck 1-14; Ziglar 4-6; Stout 5-5; Forlines 2(-7); Cobb 8(-13).

PASSING: SAM - Eubank 31-42-0-337. **VMI** - Cobb 19-35-4-183; Maher 0-1-0-0; Ziglar 1-1-0-32; Forlines 1-1-0-29.

RECEIVING: SAM - Obajimi 7-109; Larry 6-41; Hamilton 5-63; McKnight 5-23; Sinclair 3-70; D. Williams 2-8; Philpot 1-10; Schmitt 1-9; Ramson 1-4. **VMI** - Forlines 7-106; Sanders 4-18; Jacob 3-31; Mauck 2-49; Myers 2-4; Cobb 1-29; Ziglar 1-5; Stout 1-2.

Keydets Fall Just Short Against #6 Chattanooga, 33-27

The VMI Keydets nearly pulled off the upset, but the #6-ranked Chattanooga Mocs converted on a fourth down in the waning moments to seal a dramatic 33-27 win in SoCon football action Saturday afternoon, Oct. 17 at VMI's Foster Stadium.



The Keydets (1-6, 0-3 SoCon) trailed by 12 as UTC (5-1, 3-0) capped a run of 23 unanswered points with a fourth-quarter interception return for a touchdown. At the 6:14 mark, however, Al Cobb found Chad Jacob for a touchdown that got VMI within 33-27.

The Mocs then marched the ball to the VMI 33, where they faced a fourth and six with 1:45 remaining and the Keydets out of timeouts. Quarterback Jacob Huesman found wideout Alphonso Stewart for a 17-yard completion at the left hash mark, giving the visitors a first down and allowing UTC to run out the clock.

VMI stayed in the ball game despite trailing 38:07 to 21:53 in time of possession. The Keydets allowed 261 yards on the ground and were outgained 490-262, but three defensive stands inside the 15-yard line forced UTC field goals in the second and third quarters. In contrast, VMI scored touchdowns on each of its scoring drives.

Chattanooga, the highest-ranked team VMI had played in Lexington since 2011, jumped ahead on an early Henrique Ribeiro. It would be the first of four field goals for the UTC kicker, but VMI answered on its ensuing drive. An 11-play, 86-yard effort was capped with a Cobb to Sam Patterson two-yard fade pass to the back left corner of the endzone, putting the home team ahead, 7-3.

That was the score at the end of the first quarter, but the Mocs wrapped up a first quarter drive early in the second. A 19-yard Huesman to James Stovall connection gave the visitors a 10-7 lead just two plays in to the second period.

Once again, VMI came right back. A 69-yard Cobb to Dontae Mauck connection gave the Keydets the lead again, 14-10. The Mocs' next play from scrimmage was picked off by Caleb Furlow and returned to the UTC 6, where Cobb ran it in for a touchdown and a 21-10 VMI advantage with 12:45 left in the half.

Chattanooga rallied yet again, however, as after an exchange of punts, Huesman ran the ball in from 18 yard out on a quarterback keeper to cut it to 21-17. Ribeiro added a field goal in the waning seconds to account for the halftime score, 21-20.

The UTC defense held VMI to just one yard from scrimmage in the third quarter, and another Ribeiro field goal gave the Mocs a 23-21 lead headed into the final period. He would add another early in the fourth, and VMI took over with 13:50 to go. Sema'je Kendall intercepted Cobb's first pass of the drive and returned it 28 yards for a score, giving the Mocs a 33-21 lead and a 23-point swing in less than two quarters.

That set the stage for VMI's final drive, an 11-play, 77-yard effort that Jacob capped with a touchdown grab, but Huesman's fourth down conversion sealed the win.

Greg Sanders posted a career-high 13 tackles to lead the Keydet defense, while UTC, who entered the game with 17 sacks, posted five on the day. Cobb finished 15 of 25 for 190 yards and three scores, while Huesman was 21 of 33 for 219 yards and a single touchdown.

#6 UTC (5-1, 3-0) 33
VMI (1-6, 0-3) 27

Foster Stadium • Lexington, Va.
 Oct. 17, 2015 • Attendance: 6104

UTC	3	17	3	10	-	33
VMI	7	14	0	6	-	27

FIRST QUARTER

UTC - Ribeiro 37 FG - 8:07
 VMI - Patterson 2 pass from Cobb (Christopher kick) - 4:42

SECOND QUARTER

UTC - Stovall 19 pass from Huesman (Ribeiro kick) - 14:16
 VMI - Mauck 69 pass from Cobb (Christopher kick) - 13:38
 VMI - Cobb 6 run (Christopher kick) - 12:45
 UTC - Huesman 18 run (Ribeiro kick) - 4:57
 UTC - Ribeiro 20 FG - 0:31

THIRD QUARTER

UTC - Ribeiro 31 FG - 8:18

FOURTH QUARTER

UTC - Ribeiro 24 FG - 13:50
 UTC - Kendall 28 INT return (Ribeiro kick) - 13:37
 VMI - Jacob 9 pass from Cobb - 6:14

	UTC	VMI
First Downs	26	13
Rushes-Yards	49-261	30-72
Passing Yards	229	190
Passes (C-A-I)	22-34-1	15-25-1
Total Offense	490	262
Fumbles-Lost	0-0	0-0
Penalties	3-35	2-15
Punts-Avg.	3-34.7	7-42.7
Time of Possession	38:07	21:53

RUSHING: UTC - Craine 19-112; Huesman 16-97; Bagley 6-46; Stewart 1-7; Trotter 2-5; Board 1-1; Bennifield 2-(-5). **VMI** - Ziglar 13-70; Forlines 1-6; Tucker 3-2; Mauck 1-1; Myers 1-(-2); Cobb 10-(-3).

PASSING: UTC - Huesman 21-33-1-219; Bennifield 1-1-0-10. **VMI** - Cobb 15-25-1-190.

RECEIVING: UTC - Young 6-82; Stewart 4-44; Stovall 3-36; Craine 3-10; Borishade 2-30; Bagley 1-9; McQuarters 1-9; Morton 1-5; Board 1-4. **VMI** - Sanders 7-48; Mauck 2-81; Forlines 2-35; Ziglar 1-11; Jacob 1-9; Stout 1-4; Patterson 1-2.

Sanders and Defense Spark VMI at Mercer, 28-21



Junior Aaron Sanders set a new VMI record for catches in a game and the Keydet defense posted a game-deciding stop in the final minutes as the VMI Keydets defeated the Mercer Bears, 28-21, in SoCon football action Saturday in Macon, Ga. With the win, VMI broke a 30-game road losing streak that had dated to Oct. 23, 2010.

On this day, VMI had jumped out to an early 21-0 lead and still had a 28-14 lead at halftime. Mercer was able to claw back within a touchdown at 28-21, and took possession with just over four minutes to go in the contest.

Quarterback John Russ drove his team to the Keydet 25, but hurried by Brian Lipscomb and Joe Nelson helped bring up fourth down and a short completion halted by cornerback Damian Jones was not enough for a first down as the Keydets took over. VMI quickly ran out the clock and claimed its first SoCon win of the season.

Al Cobb threw for nearly 400 yards on the day, going 28 for 40 for 391 yards and two scores. Sixteen of those 28 completions went to Sanders, easily breaking the previous record of 13 set by Jeff Hubbard against Furman in 1995 and co-held by Sanders when he caught 13 passes at Ball State in the season opener. Sanders also piled up a career-high 218 yards receiving – the third highest single game total in school history.

Redshirt senior back Derrick Ziglar led the Keydets in rushing with 104 yards on 22 carries and scored two touchdowns. It was Ziglar's second 100-yard game of the season. VMI converted 17 of 19 third down conversions including their first 12 opportunities of the first half.

Russ completed 14 of 22 passes for 201 yards and a touchdown to pace the Bears and completed seven passes to sophomore Chandler Curtis for 109 yards including the scoring aerial. The Keydets rolled up a season-high 567 yards total offense and Cobb produced the ninth 300-yard passing game of his career and third this season. Defensively, redshirt sophomore Ryan Francis led the charts with eight tackles followed by fellow inside linebacker Allen Cratsenburg with seven. Francis also recovered a fumble that led to VMI's second score of the game.

VMI won the coin toss and opened the scoring with a 12-play, 85 yard drive capped by Ziglar's 3-yard burst up the middle to the endzone, giving the visitors a quick 7-0 lead. Cobb completed 4 of 5 passes on the drive for 67 yards and Ziglar rushed four times for 13 yards.

Keydet defensive end J.C. Garvin forced a fumble from Bear back Tee Mitchell on the Mercer's first play from scrimmage and the ball was recovered by Francis at the 42-yard line. A 24-yard Cobb to Dane Forlines completion to the Mercer 15 set up a four yard TD pass from Cobb to Sam Patterson in the right corner of the end zone and Dillon Christopher's extra point made it 14-0, VMI, with 6:22 remaining in the first quarter.

The game headed to the second quarter and the Keydets engineered a 14-play, 88 yard drive capped by a Ziglar 4-yard TD rush to push VMI ahead 21-0 with 13:17 left in the half.

The Bears got on the board when they covered 75 yards in nine snaps and scored on a one-yard quarterback sneak by Russ, who highlighted the possession with four carries for 31 yards and completed a 40-yard strike to Marquis Irvin to the VMI 3.

The Keydets answered quickly when freshman running back Quan Myers took a swing pass in the left flat and dash to the endzone for an 11-yard catch and scoring run with 7:36 left in the second quarter pushing the Keydet lead to 28-7 following Christopher's extra point. But the Bears answered just as quickly with a 3-play, 75-yard scoring drive that started with a 37 yard pass from Russ to Chandler Curtis. Two snaps later, running back Alex Lakes took an option pitch and burst down the right boundary for a 37-yard TD run, cutting the Keydet lead to 28-14. The score remained as such at halftime after VMI saw its final second quarter drive expire empty handed as time ran out after having it third and goal at the Mercer one yard line.

Mercer took the opening second half kickoff and consumed exactly half of the period, before making it a one score game on a Russ to Curtis 2-yard TD pass play. The drive was keyed by a decisive 4th down conversion and a third and 13 conversion to extend the possession. Russ was 4 of 5 in passing for 48 yards on the drive and Mercer trailed 28-21 with 7:30 left in the quarter.

The game then settled in a scoreless slugfest the rest of the way with the Keydet defense stepping up numerous times to keep the Bears off the board while VMI's offense was slowed by three straight interceptions. The Keydets missed a golden opportunity to assume a two-score lead midway in the third quarter when Cobb's pass intended for Sanders inside the Mercer 10 was deflected and intercepted by Mercer defensive end Kelly Brooks at the 3:21 mark. The VMI "D" forced the Bears to a quick three and out on the ensuing drive but Mercer got some breathing room when Matt Shiel blasted a season-long 73 yard punt which pinned VMI back to its own 10.

Cobb was picked off inside the Mercer 10 over the next two Keydet possessions of the fourth quarter, but Mercer in its last two offensive possessions of the game was forced to punt from the VMI 44 and turned it over on downs at the Keydet 25 with 1:26 left after Jones wrapped up Bear receiver Avery Ward to turn aside Mercer's final scoring threat.

VMI (2-6, 1-3) 28
Mercer (3-4, 0-3) 21

Five Star Stadium • Macon, Ga.
 Oct. 24, 2015 • Attendance: 9,754

VMI	14	14	0	0	-	28
MER	0	14	7	0	-	21

FIRST QUARTER

VMI - Ziglar 3 run (Christopher kick) - 10:31
 VMI - Patterson 4 pass from Cobb (Christopher kick) - 6:22

SECOND QUARTER

VMI - Ziglar 4 run (Christopher kick) - 13:17
 MER - Russ 1 run (Lieb kick) - 9:23
 VMI - Myers 11 pass from Cobb (Christopher kick) - 7:36
 MER - Lakes 37 run (Lieb kick) - 6:32

THIRD QUARTER

MER - Curtis 2 pass from Russ (Lieb kick) - 7:30

	VMI	MER
First Downs	27	14
Rushes-Yards	44-176	31-155
Passing Yards	391	201
Passes (C-A-I)	28-40-3	14-22-0
Total Offense	567	356
Fumbles-Lost	1-1	1-1
Penalties	4-35	3-15
Punts-Avg.	1-25.0	5-51.4
Time of Possession	33:52	26:08

RUSHING: VMI - Ziglar 22-104; Cobb 8-47; Myers 7-17; Mauck 1-9; Tucker 4-3. MER - Lakes 6-52; Mitchell 12-51; Russ 11-44; Usher 2-8.

PASSING: VMI - Cobb 28-40-3-391. MER - Russ 14-22-0-201.

RECEIVING: VMI - Sanders 16-218; Patterson 4-32; Forlines 3-86; Myers 2-12; Johnson 1-26; Mauck 1-12; Jacob 1-5. MER - Curtis 7-109; Ward 2-20; Irvin 1-40; Lakes 1-14; Walker 1-8; Marshall 1-5; Robinson 1-5.

Turnovers Cost VMI in Loss to Wofford

The Wofford Terriers scored 14 points off two VMI Keydet third quarter turnovers and went on to a 41-20 win in Southern Conference football action Saturday, Oct. 31 at Foster Stadium in Lexington.

The contest was extremely close at 21-17 until a Wofford (4-5, 2-3 SoCon) punt hit VMI (2-7, 1-4) hit Dane Forlines in the foot with eight minutes left in the third quarter. The Terriers recovered and scored just four plays later, as they would off a Derrick Ziglar fumble that occurred on VMI's next drive as Wofford went up 35-17. Only nine total points were scored the rest of the way as the turnovers proved to be the game's crucial plays.

Al Cobb led the way for the Keydets with a 35 of 52, one interception day. Cobb threw for 370 yards and his 35 completions set a new school record, surpassing the previous mark of 34 that he shared with Eric Kordenbrock. Aaron Sanders chipped in with 10 catches for 164 yards.

For Wofford, two different players, quarterback Evan Jacks and running back Nick Colvin, both exceeded 100 yards as the Terriers piled up 405 yards on the ground. The two teams, in fact, were within two total yards of each other - 421 to 419 - making the third quarter turnovers even more critical.

The Keydets started things with a bang on the cool, clear fall day, as Greg Sanders returned the opening kick 99 yards for a touchdown. It was the first kickoff return for a touchdown for the Keydets since Tim Maypray brought one back in 2007, and it gave the Keydets a 7-0 lead.

That would be VMI's only lead of the day, as Wofford tied the game on a nine-yard Lorenzo Long touchdown run with 2:56 left in the quarter and went ahead early in the second, when Chase Nelson scampered in from one yard out to put the visitors up, 14-7.

Dillon Christopher capped the first half scoring with a 20-yard field goal as time expired, making it a 14-10 Wofford lead at the break.

The Terriers scored just 43 seconds into the second half, thanks to a 19-yard run by Hunter Windham, but the Keydets came back with an 11-play, 73-yard drive that Cobb himself capped with an 11-yard scramble to make it 21-17, Wofford. That would be VMI's final touchdown of the day, as Forlines suffered the muffed punt on the next WC punt to set the stage for the two game-breaking turnovers.

Christopher booted through a 32-yard field goal early in the fourth quarter to pull the Keydets within 15, 35-20, but the Keydets could draw no closer. Jacks notched an eight-yard touchdown run in the final minute to account for the final margin.



Wofford (4-5, 2-3) 41
VMI (2-7, 1-4) 20

Foster Stadium • Lexington, Va.
Oct. 31, 2015 • Attendance: 4,437

Wofford	7	7	21	6	-	41
VMI	7	3	7	3	-	20

FIRST QUARTER

VMI - G. Sanders 99 kickoff return (Christopher kick) - 14:46
WOF - Long 9 run (Marvin kick) - 2:56

SECOND QUARTER

WOF - Nelson 1 run (Marvin kick) - 12:41
VMI - Christopher 20 FG - 0:00

THIRD QUARTER

WOF - Windham 19 run (Marvin kick) - 14:17
VMI - Cobb 11 run (Christopher kick) - 9:42
WOF - Colvin 21 run (Marvin kick) - 6:06
WOF - Jacks 11 run (Marvin kick) - 0:32

FOURTH QUARTER

VMI - Christopher 32 FG - 11:41
WOF - Jacks 8 run - 0:38


	WOF	VMI
First Downs	21	22
Rushes-Yards	61-405	19-46
Passing Yards	14	375
Passes (C-A-I)	2-5-0	36-55-1
Total Offense	419	421
Fumbles-Lost	0-0	2-2
Penalties	5-45	4-35
Punts-Avg.	6-37.2	2-42.0
Time of Possession	33:40	26:20

RUSHING: WOF - Jacks 16-109; Colvin 11-96; Windham 8-82; Long 17-78; Nelson 8-39; Martin 1-1. VMI - Myers 3-19; Cobb 8-16; Ziglar 6-10; Mauck 2-1.

PASSING: WOF - Jacks 2-5-0-14. VMI - Cobb 35-52-1-370; Alford 1-2-0-5; Team 0-1-0-0.

RECEIVING: WOF - Nelson 1-11; Gouger 1-3. VMI - Sanders 10-164; Forlines 7-73; Nicholson 4-49; Ziglar 4-39; Patterson 4-19; Swingle 3-21; Mauck 2-8; Shirley 1-3; Myers 1-(-1).

Keydets Fall to The Citadel, 35-14



The VMI Keydet defense did not allow a touchdown over the final three-plus quarters, but The Citadel Bulldogs returned two interceptions for touchdowns and used five Eric Goins field goals to propel themselves to a 35-14 win in the annual Military Classic of the South football game, contested Saturday, Nov. 7 at Johnson Hagood Stadium in Charleston, S.C.

The Citadel (7-2, 6-0 SoCon) jumped ahead early, as Cam Jackson sprinted 68 yards for a touchdown less than three minutes into the game. That was the last touchdown the VMI (2-8, 1-5) defense would give up all day, but on the next Keydet possession, a Hayden Alford pass was run back 72 yards by linebacker Quinlan Washington for a touchdown to make it 14-0. Goins' five field goals helped stabilize the lead in the game's middle portions, and an Alford pass in the final seconds was returned for a score to account for the final margin.

The Keydets played without starting quarterback Al Cobb, who missed the game for undisclosed medical reasons. The Bulldogs were able to force backup Alford, who had thrown just four passes all season, into a four interception day. Alford completed 14 of 35 passes for 125 yards and a touchdown.

Junior wide receiver Aaron Sanders caught seven passes for 65 yards and set a new school season record for receptions in a season. The Stafford, Va. native has 79 catches on the year and moved past Mark Stock who caught 74 passes in 1988. Sanders also extended his consecutive game reception streak to 25 games.

Freshman running back Quan Myers led the Keydets in rushing with 51 yards while redshirt senior Derrick Ziglar added 39 yards with a touchdown. Defensively, redshirt sophomore linebacker Ryan Francis produced 10 solos and five assists for a career-high 15 tackles and fellow inside linebacker Allan Cratsenberg added 11 stops.

Jackson led all ground gainers with 100 yards with 68 coming on the first quarter touchdown run. Fullback Isiah Smith added 78 yards for the Bulldogs.

With his five field goals, Goins doubled his season output of makes in just one game and now stands 10 of 12 in field goal tries on the year.

With The Citadel leading 14-0 following Washington's pick-six, the Keydets halved the deficit when Ryan Francis forced a Bulldog fumble that was recovered by redshirt junior Damian Jones at midfield. The Keydets then embarked on a 10-play scoring drive that was capped by Alford's 3-yard cross-field touchdown pass to Ziglar who caught the ball at the 2 yard line and dove in for his first touchdown reception of the year.

The Bulldogs extended their lead to 17-7 with Goins' first of five field goals on the day – a 33-yarder with 12:16 left in the second quarter. A 40-yard pass from Bulldog quarterback Dominique Allen to Jorian Jordan to the VMI 9 was the big play of the drive, but a holding penalty and a tackle-for-loss by Francis kept the Bulldogs out of the end zone.

The Citadel missed another scoring opportunity later in the second quarter when the Keydets held the Bulldogs on a fourth and goal from the VMI 2 when Cratsenberg and Francis sandwiched Jackson shy of the end zone. VMI was unable to get any breathing room after taking the ball over on downs and was forced to punt after a three-and-out. Redshirt freshman Bill Hogan, taking over the punting chores for Alford, booted a punt to the VMI 46, and the Bulldogs then labored through a nine-play drive to the VMI 9 before settling for a Goins 26 yard field goal as time expired in the first half extended the lead to 20-17.

Bulldog starting quarterback Dominique Allen had left the game late in the second quarter with an apparent shoulder injury and was replaced for the remainder of the second quarter by Jackson who moved over from his slot back position. Jackson resumed his QB duties in the second half and moved the Bulldog opening drive to the VMI 38 before being stripped of the ball on a third down keeper by Ryan Francis and redshirt sophomore defensive tackle Amon-Ra Clay took the loose ball and raced 59 yards to The Citadel 3 where he was tracked down from behind by fullback Tyler Renew. One play later, Ziglar slammed in from three yards out and Christopher's extra point made it 20-14 with 11:14 in the third quarter.

VMI forced The Citadel to punt on the ensuing possession and took over at its own 35. A 12-yard reverse rush by freshman wideout Dontae Mauck moved the ball to The Citadel 49, but three plays later an Alford fumble was recovered at the 50-yard line by defensive lineman Kevin Graham. Redshirt freshman Shon Belton, inserted into the game at quarterback, completed a pass to Jordan for 39 yards to the VMI 10. The Bulldogs settled again for a 20-yard field goal by Goins after the Keydet defense stiffened and led 23-14 with 5:58 left in the half.

Goins would later add field goals of 23 and 34 yards to extend The Citadel margin to 29-14 with 7:51 left in the game. The Keydets subsequently moved it twice into the red zone on follow-up possessions, but came away empty on points.

VMI (2-8, 1-5) 14
The Citadel (7-2, 6-0) 35

Johnson Hagood Stadium • Charleston, S.C.
Nov. 7, 2015 • Attendance: 14,925

VMI	7	0	7	0	- 14
WCU	14	6	6	9	- 35

FIRST QUARTER

CIT - Jackson 68 run (Goins kick) - 12:11
 CIT - Washington 72 interception return (Goins kick) - 7:30
 VMI - Ziglar 3 pass from Alford (Christopher kick) - 0:15

SECOND QUARTER

CIT - Goins 33 FG - 12:16
 CIT - Goins 26 FG - 0:00

THIRD QUARTER

VMI - Ziglar 3 run (Christopher kick) - 11:47
 CIT - Goins 20 FG - 5:58
 CIT - Goins 23 FG - 1:00

FOURTH QUARTER

CIT - Goins 34 FG - 7:51
 CIT - Floyd 75 interception return - 0:07

	VMI	CIT
First Downs	13	17
Rushes-Yards	34-87	58-326
Passing Yards	125	134
Passes (C-A-I)	14-36-4	6-13-0
Total Offense	212	460
Fumbles-Lost	2-2	4-3
Penalties	4-30	11-98
Punts-Avg.	7-40.1	5-39.2
Time of Possession	27:36	32:24

RUSHING: VMI - Myers 16-51; Ziglar 10-39; Mauck 1-12; Alford 7(-15). **CIT** - Jackson 12-100; Smith 11-78; Williams 10-52; Renew 12-41; Miller 4-25; Belton 6-23; McField 2-4; Allen 1-3.

PASSING: VMI - Alford 14-36-4-125. **CIT** - Allen 3-8-0-75; Belton 2-3-0-50; Jackson 1-1-0-9.

RECEIVING: VMI - Sanders 7-61; Patterson 2-28; Ziglar 2-12; Myers 1-15; Nicholson 1-9; Mauck 1-0. **CIT** - Jordan 2-79; Jackson 1-22; Eakins 1-13; Glover 1-11; Williams 1-9.

Western Carolina Rallies Late to Down Keydets

Despite leading twice throughout the game, the Virginia Military Institute football team fell to visiting Western Carolina by a 24-20 score Saturday afternoon, Nov. 21 at Foster Stadium in Lexington, Virginia.

Down 20-17 with only 2:12 remaining in the game, the Catamounts (7-4, 5-2) used a four-play, 70-yard drive to score on a two-yard run and pull ahead for the final tally with 1:05 left on the clock. The Keydets (2-9, 1-6) employed a furious rally in the final minute to attempt a comeback of their own, but Al Cobb was tackled out of bounds at the WCU seven-yard line as time expired for the Catamounts to leave post victorious.



Western Carolina running back Detrez Newsome finished the game with 141 yards on 30 carries and a touchdown to lead the Catamount attack while quarterback Troy Mitchell threw for 300 yards and two touchdowns in the victory.

The Keydets jumped out to a quick 10-0 lead off a Derrick Ziglar three-yard run midway through the first quarter and a Dillon Christopher 25-yard field goal minutes into the second quarter. The advantage lasted until 20 seconds left before the break when WCU cut the lead to 10-7 off a 10-yard touchdown pass to Michael Helms.

Western Carolina then attempted a squib kick following the score, which VMI successfully recovered at midfield and drove 12 yards in 15 seconds to set up a 55-yard field goal attempt by Christopher. The Newport News, Virginia, native split the uprights for the program's second-longest field goal conversion in school history and put the Keydets up, 13-7, at the half. The distance was also a Foster Stadium record.

Midway through the third quarter, the Catamounts pulled ahead by a point after a 75-yard touchdown pass to Newsome put WCU up 14-13 at the 4:11 mark of the third quarter. The Catamounts would add a field goal at the 9:38 mark of the fourth period to up the advantage to 17-13.

VMI then went on a four-minute drive that went deep into WCU territory, but the Keydets were stopped short at the Catamount five-yard line on fourth down to give the ball back to WCU with 5:59 remaining. After a few plays, VMI's J.C. Garvin forced and recovered a fumble at the WCU 17-yard line to give the ball back to the Keydets with only 3:22 left.

On the ensuing play, Ziglar took it in for a 17-yard touchdown to put VMI up for a second time, 20-17, with only 3:17 left in regulation.

Unfazed, the Catamounts quickly went down the field starting at their own 30-yard line as Newsome took a rush for 24 yards to midfield and Mitchell connected with Karnorris Benson for a 41-yard reception to the VMI two-yard line. Newsome took it in from there for the game-winning score.

Western Car. (7-4, 5-2) 24
VMI (2-9, 1-6) 20

Foster Stadium • Lexington, Va.
 Nov. 21, 2015 • Attendance: 4,523

WCU	0	7	7	10	-	24
VMI	7	6	0	7	-	20

FIRST QUARTER

VMI - Ziglar 3 run (Christopher kick) - 8:09

SECOND QUARTER

VMI - Christopher 25 FG - 12:11
 WCU - Helms 10 pass from Mitchell (Howard kick) - 0:20
 VMI - Christopher 55 FG - 0:00

THIRD QUARTER

WCU - Newsome 75 pass from Mitchell (Howard kick) - 4:11

FOURTH QUARTER

WCU - Howard 25 FG - 9:38
 VMI - Ziglar 17 run (Christopher kick) - 3:17
 WCU - Newsome 2 run (Howard kick) - 2:12

	WCU	VMI
First Downs	20	21
Rushes-Yards	37-173	49-173
Passing Yards	300	231
Passes (C-A-I)	24-33-1	21-33-0
Total Offense	473	404
Fumbles-Lost	3-2	1-0
Penalties	5-29	2-30
Punts-Avg.	5-41.8	5-42.2
Time of Possession	23:59	36:01

RUSHING: WCU - Newsome 30-141; Mitchell 5-16; Hill 2-16. VMI - Ziglar 21-96; Tucker 10-43; Myers 7-22; Cobb 8-14; Mauck 3-(-2).

PASSING: WCU - Mitchell 24-33-1-300. VMI - Cobb 21-32-0-231; Swingle 0-1-0-0.

RECEIVING: WCU - Benson 6-121; Helms 6-43; Newsome 5-90; Hill 3-17; Goodman 2-14; Richardson 1-17; Mathis 1-(-2). VMI - Forlines 9-140; Sanders 5-35; Mauck 2-24; Ziglar 2-12; Patterson 1-13; Tucker 1-6; Jacob 1-1.

**2015 VMI Football
VMI Overall Team Statistics (End of Season)
All games**

Team Statistics	VMI	OPP
SCORING	254	385
Points Per Game	23.1	35.0
FIRST DOWNS	217	248
Rushing	68	121
Passing	134	117
Penalty	15	10
RUSHING YARDAGE	1286	2233
Yards gained rushing	1549	2412
Yards lost rushing	263	179
Rushing Attempts	390	474
Average Per Rush	3.3	4.7
Average Per Game	116.9	203.0
TDs Rushing	16	24
PASSING YARDAGE	2976	2620
Comp-Att-Int	258-436-22	224-364-4
Average Per Pass	6.8	7.2
Average Per Catch	11.5	11.7
Average Per Game	270.5	238.2
TDs Passing	15	17
TOTAL OFFENSE	4262	4853
Total Plays	826	838
Average Per Play	5.2	5.8
Average Per Game	387.5	441.2
KICK RETURNS: #-Yards	48-969	34-842
PUNT RETURNS: #-Yards	15-194	28-185
INT RETURNS: #-Yards	4-67	22-449
KICK RETURN AVERAGE	20.2	24.8
PUNT RETURN AVERAGE	12.9	6.6
INT RETURN AVERAGE	16.8	20.4
FUMBLES-LOST	14-9	16-12
PENALTIES-Yards	44-370	68-606
Average Per Game	33.6	55.1
PUNTS-Yards	55-2138	56-2310
Average Per Punt	38.9	41.2
Net punt average	33.7	34.6
KICKOFFS-Yards	45-2655	73-4293
Average Per Kick	59.0	58.8
Net kick average	35.8	38.0
TIME OF POSSESSION/Game	28:10	31:50
3RD-DOWN Conversions	71/180	79/170
3rd-Down Pct	39%	46%
4TH-DOWN Conversions	15/29	7/14
4th-Down Pct	52%	50%
SACKS BY-Yards	9-53	33-167
MISC YARDS	0	0
TOUCHDOWNS SCORED	32	49
FIELD GOALS-ATTEMPTS	11-14	15-18
ON-SIDE KICKS	1-5	0-0
RED-ZONE SCORES	(35-49) 71%	(41-46) 89%
RED-ZONE TOUCHDOWNS	(26-49) 53%	(28-46) 61%
PAT-ATTEMPTS	(25-28) 89%	(44-47) 94%
ATTENDANCE	28668	51767
Games/Avg Per Game	6/4778	5/10353
Neutral Site Games		0/0

Score by Quarters	1st	2nd	3rd	4th	OT	Total
VMI	67	92	34	61	0	254
Opponents	62	106	106	105	6	385

2016 VMI Football Fact Book

VMI Combined Team Statistics (End of Season) All games

Date	Opponent	Score	Att.	Record:	Overall	Home	Away	Neutral					
9/3/2015	at Ball State	L 36-48	10473	All games	2-9	1-5	1-4	0-0					
Sep 12, 2015	MOREHEAD STATE	W 43-40	5016	Conference	1-6	0-4	1-2	0-0					
Sep 19, 2015	at #22 Richmond	L 10-42	8700	Non-Conference	1-3	1-1	0-2	0-0					
* Sep 26, 2015	at Furman	L 21-24	7915	Team Statistics									
Oct 3, 2015	BUCKNELL	L 22-28	3713	FIRST DOWNS		VMI	OPP						
* Oct 10, 2015	SAMFORD	L 13-49	4875	Rushing		217	248						
* Oct 17, 2015	#6 CHATTANOOGA	L 27-33	6104	Passing		134	117						
* Oct 24, 2015	at Mercer	W 28-21	9754	Penalty		15	10						
* Oct 31, 2015	WOFFORD	L 20-41	4437	RUSHING YARDAGE		1286	2233						
* Nov 07, 2015	at #22 The Citadel	L 14-35	14925	Rushing Attempts		390	474						
* Nov 21, 2015	WESTERN CAROLINA	L 20-24	4523	Average Per Rush		3.3	4.7						
				Average Per Game		116.9	203.0						
				TDs Rushing		16	24						
				PASSING YARDAGE		2976	2620						
				Comp-Att-Int		258-436-22	224-364-4						
				Average Per Pass		6.8	7.2						
				Average Per Catch		11.5	11.7						
				Average Per Game		270.5	238.2						
				TDs Passing		15	17						
				TOTAL OFFENSE		4262	4853						
				Average Per Play		5.2	5.8						
				Average Per Game		387.5	441.2						
				KICK RETURNS: #Yards		48-969	34-842						
				PUNT RETURNS: #Yards		15-194	28-185						
				INT RETURNS: #Yards		4-67	22-449						
				FUMBLES-LOST		14-9	16-12						
				PENALTIES-Yards		44-370	68-606						
				PUNTS-AVG		55-38.9	56-41.2						
				TIME OF POSSESSION/Game		28:10	31:50						
				3RD-DOWN Conversions		71/180	79/170						
				4TH-DOWN Conversions		15/29	7/14						
				Interceptions									
				no.	yds	avg	td	lg					
				Damian Jones	1	7	7.0	0	7				
				Alijah Robinson	1	28	28.0	0	28				
				Caleb Furlow	1	29	29.0	0	29				
				Tony Richardson	1	3	3.0	0	3				
				Punting									
				no.	yds	avg	lg	tb	fc	i20	50+	blk	
				Hayden Alford	45	1793	39.8	55	4	7	7	3	1
				Bill Hogan	9	345	38.3	53	1	4	1	1	0
				TEAM	1	0	0.0	0	0	0	0	0	0
				Punt Returns									
				no.	yds	avg	td	lg					
				Dane Forlines	15	194	12.9	0	49				
				Total	15	194	12.9	0	49				
				Opponents	28	185	6.6	1	30				
				Kick Returns									
				no.	yds	avg	td	lg					
				Dane Forlines	17	347	20.4	0	27				
				Greg Sanders	12	345	28.8	1	99				
				Quan Myers	4	59	14.8	0	22				
				Dontae Mauck	4	59	14.8	0	23				
				Aaron Sanders	3	59	19.7	0	21				
				Brian Ellis	2	6	3.0	0	5				
				Cody Shirley	2	24	12.0	0	14				
				Isaiah Parker	2	36	18.0	0	23				
				Chad Jacob	1	22	22.0	0	22				
				Brad Lipscomb	1	12	12.0	0	12				
				Total	48	969	20.2	1	99				
				Opponents	34	842	24.8	1	85				
				All Purpose									
				g	rush	rcv	pr	kr	ir	total	avg/g		
				Dane Forlines	11	3	690	194	347	0	1234	112.2	
				Aaron Sanders	11	0	892	0	59	0	951	86.5	
				Dontae Mauck	11	87	427	0	59	0	573	52.1	
				Derrick Ziglar	11	476	96	0	0	0	572	52.0	
				Brice Tucker	7	355	97	0	0	0	452	64.6	
				Total	11	1286	2976	194	969	67	5492	499.3	
				Opponents	11	2233	2620	185	842	449	6329	575.4	
				Total Offense									
				g	plays	rush	pass	total	avg/g				
				Al Cobb	10	468	155	2736	2891	289.1			
				Derrick Ziglar	11	110	476	32	508	46.2			
				Brice Tucker	7	82	355	0	355	50.7			
				Quan Myers	7	54	165	0	165	23.6			

Rushing	gp	att	gain	loss	net	avg	td	lg	avg/g
Derrick Ziglar	11	109	483	7	476	4.4	10	51	43.3
Brice Tucker	7	82	370	15	355	4.3	3	36	50.7
Quan Myers	7	54	182	17	165	3.1	0	25	23.6
Al Cobb	10	79	303	148	155	2.0	2	26	15.5
Dontae Mauck	11	14	100	13	87	6.2	1	42	7.9
Taylor Stout	6	28	76	12	64	2.3	0	16	10.7
Cody Shirley	10	4	10	0	10	2.5	0	4	1.0
Dane Forlines	11	5	13	10	3	0.6	0	7	0.3
Aaron Sanders	11	3	9	9	0	0.0	0	7	0.0
TEAM	7	5	0	14	-14	-2.8	0	0	-2.0
Hayden Alford	11	7	3	18	-15	-2.1	0	1	-1.4
Total	11	390	1549	263	1286	3.3	16	51	116.9
Opponents	11	474	2412	179	2233	4.7	24	68	203.0

Passing	gp	effic	comp-att-int	pct	yds	td	lg	avg/g
Al Cobb	10	122.89	238-389-18	61.2	2736	14	80	273.6
Hayden Alford	11	63.93	17-40-4	42.5	158	1	24	14.4
TEAM	7	0.00	0-2-0	0.0	0	0	0	0.0
Dane Forlines	11	310.00	2-2-0	100.0	50	0	29	4.5
Jade Maher	4	0.00	0-1-0	0.0	0	0	0	0.0
Ryan Swingle	11	0.00	0-1-0	0.0	0	0	0	0.0
Derrick Ziglar	11	368.80	1-1-0	100.0	32	0	32	2.9
Total	11	117.77	258-436-22	59.2	2976	15	80	270.5
Opponents	11	135.21	224-364-4	61.5	2620	17	75	238.2

Receiving	gp	no.	yds	avg	td	lg	avg/g
Aaron Sanders	11	84	892	10.6	2	49	81.1
Dane Forlines	11	53	690	13.0	0	49	62.7
Sam Patterson	11	32	312	9.8	5	21	28.4
Dontae Mauck	11	15	427	28.5	3	80	38.8
Matthew Nicholson	9	14	169	12.1	1	34	18.8
Derrick Ziglar	11	13	96	7.4	1	13	8.7
Brice Tucker	7	11	97	8.8	1	20	13.9
Taylor Stout	6	9	64	7.1	0	20	10.7
Chad Jacob	11	8	58	7.2	1	13	5.3
Quan Myers	7	8	46	5.8	1	15	6.6
Darrian Johnson	11	4	60	15.0	0	26	5.5
Ryan Swingle	11	3	21	7.0	0	12	1.9
Cody Shirley	10	3	15	5.0	0	9	1.5
Al Cobb	10	1	29	29.0	0	29	2.9
Total	11	258	2976	11.5	15	80	270.5
Opponents	11	224	2620	11.7	17	75	238.2

Field Goals	fg	pct.	01-19	20-29	30-39	40-49	50-99	lg	blk
Dillon Christopher	11-14	78.6	0-0	5-5	4-7	1-1	1-1	55	0

Scoring	td	fg	kick	rush	rcv	pass	dxp	saf	pts
Derrick Ziglar	11	-	-	-	-	-	-	-	66
Dillon Christopher	-	11-14	25-28	-	-	-	-	-	58
Sam Patterson	5	-	-	1-1	1	-	-	-	34
Brice Tucker	4	-	-	-	-	-	-	-	24
Dontae Mauck	4	-	-	-	-	-	-	-	24
Al Cobb	2	-	-	-	-	1-3	-	-	12
Aaron Sanders	2	-	-	-	-	-	-	-	12
Quan Myers	1	-	-	-	-	-	-	-	6
Greg Sanders	1	-	-	-	-	-	-	-	6
Matthew Nicholson	1	-	-	-	-	-	-	-	6
Chad Jacob	1	-	-	-	-	-	-	-	6
Total	32	11-14	25-28	1-1	1	1-3	-	-	254
Opponents	49	15-18	44-47	1-1	-	-	-	-	385

Score by Quarters	1st	2nd	3rd	4th	OT	Total
VMI	67	92	34	61	0	254

2015 VMI Football
VMI Team Game-by-Game (End of Season)
All games

TEAM STATISTICS

Date	Opponent	Rushing				Receiving				Passing				Kick Returns				Punt Returns				tot off
		no.	yds	td	lg	no.	yds	td	lg	cmp-att-int	yds	td	lg	no.	yds	td	lg	no.	yds	td	lg	
9/3/2015	at Ball State	29	103	2	36	35	444	3	80	35-49-0	444	3	80	7	141	0	24	1	11	0	11	547
Sep 12	MOREHEAD STATE	41	197	3	51	27	314	2	35	27-41-3	314	2	35	6	98	0	23	1	10	0	10	511
Sep 19	at Richmond	44	202	1	34	13	172	0	34	13-28-4	172	0	34	1	20	0	20	0	0	0	0	374
Sep 26	at Furman	27	44	2	19	21	235	1	44	21-43-2	235	1	44	3	51	0	23	2	7	0	5	279
Oct. 3	BUCKNELL	39	140	1	42	27	255	2	43	27-48-0	255	2	43	3	76	0	27	3	46	0	20	395
Oct 10	SAMFORD	34	46	0	17	21	244	1	32	21-38-4	244	1	32	4	84	0	25	3	83	0	49	290
Oct 17	#6 CHATTANOOGA	30	72	1	12	15	190	3	69	15-25-1	190	3	69	8	133	0	24	0	0	0	0	262
Oct 24	at Mercer	44	176	2	25	28	391	2	49	28-40-3	391	2	49	3	51	0	21	2	18	0	13	567
Oct 31	WOFFORD	19	46	1	16	36	375	0	39	36-55-1	375	0	39	6	149	1	99	1	1	0	0	421
Nov 07	at The Citadel	34	87	1	25	14	125	1	18	14-36-4	125	1	18	3	74	0	34	2	18	0	14	212
Nov 21	WESTERN CAROLINA	49	173	2	21	21	231	0	34	21-33-0	231	0	34	4	92	0	36	0	0	0	0	404
Opponents		390	1286	16	51	258	2976	15	80	258-436-22	2976	15	80	48	969	1	99	15	194	0	49	4262
Opponents		474	2233	24	68	224	2620	17	75	224-364-4	2620	17	75	34	842	1	85	28	185	1	30	4853

Games played: 11
 Avg per rush: 3.3
 Avg per catch: 11.5
 Pass efficiency: 117.77
 Kick ret avg: 20.2
 Punt ret avg: 12.9
 All purpose avg/game: 499.3
 Total offense avg/gm: 387.5

Date	Opponent	Tackles				Sacks		Fumble		Pass Defense			Blkd kick	PAT Attempts				pts
		ua	a	total	tfl-yds	no-yds	ff	fr-yds	int-yds	qbh	brup	kick		rush	rcv	saf		
9/3/2015	at Ball State	44	64	108	1.0-4	0.0-0	0	0-0	1-28	2	6	0	3-4	0	0	0	0	36
Sep 12	MOREHEAD STATE	51	24	75	6.0-32	3.0-20	1	2-0	1-3	0	7	1	3-3	1	1	0	0	43
Sep 19	at Richmond	40	44	84	3.0-8	0.0-0	1	1-0	0-0	0	4	0	1-1	0	0	0	0	10
Sep 26	at Furman	38	50	88	7.0-25	1.0-8	3	2-0	0-0	0	7	0	3-3	0	0	0	0	21
Oct. 3	BUCKNELL	33	40	73	9.0-33	1.0-5	0	0-0	0-0	0	6	0	1-2	0	0	0	0	22
Oct 10	SAMFORD	49	60	109	5.0-9	0.0-0	0	0-0	0-0	0	2	0	1-1	0	0	0	0	13
Oct 17	#6 CHATTANOOGA	46	54	100	9.0-27	1.0-5	0	0-0	1-29	1	3	0	3-4	0	0	0	0	27
Oct 24	at Mercer	27	34	61	4.0-21	2.0-15	1	1-0	0-0	3	4	0	4-4	0	0	0	0	28
Oct 31	WOFFORD	33	56	89	5.0-11	0.0-0	0	0-0	0-0	0	0	0	2-2	0	0	0	0	20
Nov 07	at The Citadel	46	38	84	5.0-11	0.0-0	3	3-59	0-0	1	0	0	2-2	0	0	0	0	14
Nov 21	WESTERN CAROLINA	42	34	76	5.0-16	1.0-0	2	2-0	1-7	0	3	0	2-2	0	0	0	0	20
Opponents		449	498	947	59.0-197	9.0-53	11	11-59	4-67	7	42	1	25-28	1	1	0	0	254
Opponents		402	518	920	67.0-260	33.0-167	11	9-0	22-449	15	52	1	44-47	1	0	0	0	385

Date	Opponent	Punting										Field Goals			Kickoffs				
		no.	yds	avg	long	blkd	tb	fc	50+	i20	md-att	long	blkd	no.	yds	avg	tb	ob	
9/3/2015	at Ball State	5	220	44.0	47	0	0	0	0	1	1-1	31	0	5	297	59.4	0	0	
Sep 12	MOREHEAD STATE	5	178	35.6	39	0	1	1	0	1	2-2	34	0	7	377	53.9	1	0	
Sep 19	at Richmond	1	23	23.0	23	0	0	0	0	0	1-1	26	0	3	183	61.0	1	0	
Sep 26	at Furman	6	212	35.3	47	1	2	1	0	0	0-0	0	0	4	256	64.0	1	0	
Oct. 3	BUCKNELL	8	307	38.4	47	0	0	2	0	2	1-2	40	0	4	232	58.0	0	0	
Oct 10	SAMFORD	8	298	37.2	51	0	1	2	1	1	2-2	35	0	3	151	50.3	0	0	
Oct 17	#6 CHATTANOOGA	7	299	42.7	50	0	0	0	1	0	0-0	0	0	5	286	57.2	0	1	
Oct 24	at Mercer	1	25	25.0	25	0	0	1	0	1	0-0	0	0	5	316	63.2	3	0	
Oct 31	WOFFORD	2	84	42.0	42	0	0	0	0	0	2-3	32	0	2	121	60.5	0	0	
Nov 07	at The Citadel	7	281	40.1	53	0	1	4	1	1	0-0	0	0	3	188	62.7	2	0	
Nov 21	WESTERN CAROLINA	5	211	42.2	55	0	0	0	1	1	2-3	55	0	4	248	62.0	0	0	
Opponents		55	2138	38.9	55	1	5	11	4	8	11-14	55	0	45	2655	59.0	8	1	
Opponents		56	2310	41.2	73	0	9	7	7	18	15-18	42	0	73	4293	58.8	22	3	

2015 VMI Football
VMI Overall Individual Statistics (End of Season)
All games

Rushing	gp	att	gain	loss	net	avg	td	lg	avg/g
Derrick Ziglar	11	109	483	7	476	4.4	10	51	43.3
Brice Tucker	7	82	370	15	355	4.3	3	36	50.7
Quan Myers	7	54	182	17	165	3.1	0	25	23.6
Al Cobb	10	79	303	148	155	2.0	2	26	15.5
Dontae Mauck	11	14	100	13	87	6.2	1	42	7.9
Taylor Stout	6	28	76	12	64	2.3	0	16	10.7
Cody Shirley	10	4	10	0	10	2.5	0	4	1.0
Dane Forlines	11	5	13	10	3	0.6	0	7	0.3
Aaron Sanders	11	3	9	9	0	0.0	0	7	0.0
TEAM	7	5	0	14	-14	-2.8	0	0	-2.0
Hayden Alford	11	7	3	18	-15	-2.1	0	1	-1.4
Total	11	390	1549	263	1286	3.3	16	51	116.9
Opponents	11	474	2412	179	2233	4.7	24	68	203.0

Passing	gp	effic	comp-att-int	pct	yds	td	lg	avg/g
Al Cobb	10	122.89	238-389-18	61.2	2736	14	80	273.6
Hayden Alford	11	63.93	17-40-4	42.5	158	1	24	14.4
TEAM	7	0.00	0-2-0	0.0	0	0	0	0.0
Dane Forlines	11	310.00	2-2-0	100.0	50	0	29	4.5
Jade Maher	4	0.00	0-1-0	0.0	0	0	0	0.0
Ryan Swingle	11	0.00	0-1-0	0.0	0	0	0	0.0
Derrick Ziglar	11	368.80	1-1-0	100.0	32	0	32	2.9
Total	11	117.77	258-436-22	59.2	2976	15	80	270.5
Opponents	11	135.21	224-364-4	61.5	2620	17	75	238.2

Receiving	gp	no.	yds	avg	td	lg	avg/g
Aaron Sanders	11	84	892	10.6	2	49	81.1
Dane Forlines	11	53	690	13.0	0	49	62.7
Sam Patterson	11	32	312	9.8	5	21	28.4
Dontae Mauck	11	15	427	28.5	3	80	38.8
Matthew Nicholson	9	14	169	12.1	1	34	18.8
Derrick Ziglar	11	13	96	7.4	1	13	8.7
Brice Tucker	7	11	97	8.8	1	20	13.9
Taylor Stout	6	9	64	7.1	0	20	10.7
Chad Jacob	11	8	58	7.2	1	13	5.3
Quan Myers	7	8	46	5.8	1	15	6.6
Darrian Johnson	11	4	60	15.0	0	26	5.5
Ryan Swingle	11	3	21	7.0	0	12	1.9
Cody Shirley	10	3	15	5.0	0	9	1.5
Al Cobb	10	1	29	29.0	0	29	2.9
Total	11	258	2976	11.5	15	80	270.5
Opponents	11	224	2620	11.7	17	75	238.2

Punt Returns	no.	yds	avg	td	lg
Dane Forlines	15	194	12.9	0	49
Total	15	194	12.9	0	49
Opponents	28	185	6.6	1	30

Interceptions	no.	yds	avg	td	lg
Caleb Furlow	1	29	29.0	0	29
Tony Richardson	1	3	3.0	0	3
Damian Jones	1	7	7.0	0	7
Alijah Robinson	1	28	28.0	0	28
Total	4	67	16.8	0	29
Opponents	22	449	20.4	6	75

Kick Returns	no.	yds	avg	td	lg
Dane Forlines	17	347	20.4	0	27
Greg Sanders	12	345	28.8	1	99
Dontae Mauck	4	59	14.8	0	23
Quan Myers	4	59	14.8	0	22
Aaron Sanders	3	59	19.7	0	21
Cody Shirley	2	24	12.0	0	14
Isaiah Parker	2	36	18.0	0	23
Brian Ellis	2	6	3.0	0	5
Chad Jacob	1	22	22.0	0	22
Brad Lipscomb	1	12	12.0	0	12
Total	48	969	20.2	1	99
Opponents	34	842	24.8	1	85

Fumble Returns	no.	yds	avg	td	lg
Amon-Ra Clay	1	59	59.0	0	59
Total	1	59	59.0	0	59
Opponents	0	0	0.0	0	0



**2015 VMI Football
VMI Overall Individual Statistics (End of Season)
All games**

Scoring	td	fg	PAT				dpx	saf	pts	Total Offense	g	plays	rush	pass	total	avg/g
			kick	rush	rcv	pass										
Derrick Ziglar	11	-	-	-	-	-	-	-	66	Al Cobb	10	468	155	2736	2891	289.1
Dillon Christopher	-	11-14	25-28	-	-	-	-	-	58	Derrick Ziglar	11	110	476	32	508	46.2
Sam Patterson	5	-	-	1-1	1	-	-	-	34	Brice Tucker	7	82	355	0	355	50.7
Brice Tucker	4	-	-	-	-	-	-	-	24	Quan Myers	7	54	165	0	165	23.6
Dontae Mauck	4	-	-	-	-	-	-	-	24	Hayden Alford	11	47	-15	158	143	13.0
Aaron Sanders	2	-	-	-	-	-	-	-	12	Dontae Mauck	11	14	87	0	87	7.9
Al Cobb	2	-	-	-	-	1-3	-	-	12	Taylor Stout	6	28	64	0	64	10.7
Quan Myers	1	-	-	-	-	-	-	-	6	Dane Forlines	11	7	3	50	53	4.8
Chad Jacob	1	-	-	-	-	-	-	-	6	Cody Shirley	10	4	10	0	10	1.0
Greg Sanders	1	-	-	-	-	-	-	-	6	TEAM	7	7	-14	0	-14	-2.0
Matthew Nicholson	1	-	-	-	-	-	-	-	6	Total	11	826	1286	2976	4262	387.5
Total	32	11-14	25-28	1-1	1	1-3	-	-	254	Opponents	11	838	2233	2620	4853	441.2
Opponents	49	15-18	44-47	1-1	-	-	-	-	385							

Field Goals	fg	pct.	01-19	20-29	30-39	40-49	50-99	lg	blk	Punting	no.	yds	avg	lg	tb	fc	i20	50+	blk
Dillon Christopher	11-14	78.6	0-0	5-5	4-7	1-1	1-1	55	0	Hayden Alford	45	1793	39.8	55	4	7	7	3	1
FG Sequence	VMI									Bill Hogan	9	345	38.3	53	1	4	1	1	0
Ball State	(31)				(24),(27)					TEAM	1	0	0.0	0	0	0	0	0	0
Morehead State	(23),(34)				(29),(31)					Total	55	2138	38.9	55	5	11	8	4	1
Richmond	(26)				-					Opponents	56	2310	41.2	73	9	7	18	7	0
Furman	-				47,(42)					Kickoffs	no.	yds	avg	tb	ob	retn	net	ydln	
BUCKNELL	(40),38				50					Dillon Christopher	42	2504	59.6	8	1				
Samford	(20),(35)				40					Tommy Smith	3	151	50.3	0	0				
#6 Chattanooga	-				(37),(20),(31),(24)					Total	45	2655	59.0	8	1	24.8	35.8	29	
Mercer	-				-					Opponents	73	4293	58.8	22	3	20.2	38.0	27	
Wofford	38,(20),(32)				-														
The Citadel	-				(33),(26),(20),(23),(34)														
Western Carolina	(25),(55),34				(25)														

Numbers in (parentheses) indicate field goal was made.



**2015 VMI Football
VMI Overall Individual Statistics (End of Season)
All games**

All Purpose	g	rush	rcv	pr	kr	ir	total	avg/g
Dane Forlines	11	3	690	194	347	0	1234	112.2
Aaron Sanders	11	0	892	0	59	0	951	86.5
Dontae Mauck	11	87	427	0	59	0	573	52.1
Derrick Ziglar	11	476	96	0	0	0	572	52.0
Brice Tucker	7	355	97	0	0	0	452	64.6
Greg Sanders	11	0	0	0	345	0	345	31.4
Sam Patterson	11	0	312	0	0	0	312	28.4
Quan Myers	7	165	46	0	59	0	270	38.6
Al Cobb	10	155	29	0	0	0	184	18.4
Matthew Nichols	9	0	169	0	0	0	169	18.8
Taylor Stout	6	64	64	0	0	0	128	21.3
Chad Jacob	11	0	58	0	22	0	80	7.3
Darrian Johnson	11	0	60	0	0	0	60	5.5
Cody Shirley	10	10	15	0	24	0	49	4.9
Isaiah Parker	8	0	0	0	36	0	36	4.5
Caleb Furlow	11	0	0	0	0	29	29	2.6
Alijah Robinson	11	0	0	0	0	28	28	2.5
Ryan Swingle	11	0	21	0	0	0	21	1.9
Brad Lipscomb	8	0	0	0	12	0	12	1.5
Damian Jones	11	0	0	0	0	7	7	0.6
Brian Ellis	11	0	0	0	6	0	6	0.5
Tony Richardso	11	0	0	0	0	3	3	0.3
TEAM	7	-14	0	0	0	0	-14	-2.0
Hayden Alford	11	-15	0	0	0	0	-15	-1.4
Total	11	1286	2976	194	969	67	5492	499.3
Opponents	11	2233	2620	185	842	449	6329	575.4

**VMI Team Game-by-Game Comparison (End of Season)
All games**

Opponent	Score	First Downs				Rushing		Passing		Total Offense Plays-Yards	Return Yards	Turn- Overs
		Total	Rush	Pass	Pen	Number-Yards	Comp-Att-Int	Yards				
Ball State	36-48	22 / 33	3 / 11	18 / 21	1 / 1	29-103 / 42-229	35-49-0 / 34-53-1	444 / 338	78-547 / 95-567	180 / 173	2 / 1	
MOREHEAD STATE	43-40	27 / 27	9 / 3	14 / 20	4 / 4	41-197 / 25-29	27-41-3 / 36-63-1	314 / 470	82-511 / 88-499	111 / 162	4 / 3	
Richmond	10-42	19 / 25	9 / 17	10 / 8	0 / 0	44-202 / 48-254	13-28-4 / 16-24-0	172 / 212	72-374 / 72-466	20 / 93	5 / 1	
Furman	21-24	17 / 20	3 / 12	11 / 7	3 / 1	27-44 / 40-125	21-43-2 / 22-41-0	235 / 197	70-279 / 81-322	58 / 121	2 / 2	
BUCKNELL	22-28	20 / 18	7 / 6	13 / 10	0 / 2	39-140 / 35-102	27-48-0 / 17-34-0	255 / 188	87-395 / 69-290	122 / 188	0 / 0	
SAMFORD	13-49	16 / 27	5 / 12	10 / 15	1 / 0	34-46 / 48-174	21-38-4 / 31-42-0	244 / 337	72-290 / 90-511	167 / 128	4 / 1	
#6 CHATTANOOGA	27-33	13 / 26	4 / 14	8 / 12	1 / 0	30-72 / 49-261	15-25-1 / 22-34-1	190 / 229	55-262 / 83-490	162 / 149	1 / 1	
Mercer	28-21	27 / 14	10 / 7	16 / 7	1 / 0	44-176 / 31-155	28-40-3 / 14-22-0	391 / 201	84-567 / 53-356	69 / 71	4 / 1	
WOFFORD	20-41	22 / 21	5 / 20	16 / 1	1 / 0	19-46 / 61-405	36-55-1 / 2-5-0	375 / 14	74-421 / 66-419	150 / 65	3 / 0	
The Citadel	14-35	13 / 17	4 / 11	6 / 4	3 / 2	34-87 / 58-326	14-36-4 / 6-13-0	125 / 134	70-212 / 71-460	151 / 218	6 / 3	
WESTERN CAROLINA	20-24	21 / 20	9 / 8	12 / 12	0 / 0	49-173 / 37-173	21-33-0 / 24-33-1	231 / 300	82-404 / 70-473	99 / 108	0 / 3	
Totals	254-385	217 / 248	68 / 121	134 / 117	15 / 10	390-1286 / 474-2233	258-436-22 / 224-364-4	2976 / 2620	826-4262 / 838-4853	1289 / 1476	31 / 16	

Opponent	3rd Down Conversions	4th Down Conversions	Time of Possession	TOP Margin	Avg Yds/Rush	Avg Yds/Pass	Avg Yds/Play	Punting Number-Avg	Penalties Number-Yards	Sacks
MOREHEAD STATE	6-13 / 8-18	0-0 / 2-3	30:23 / 29:37	0:46	4.8 / 1.2	7.7 / 7.5	6.2 / 5.7	5-35.6 / 4-44.2	6-80 / 14-107	3 / 3
Richmond	7-15 / 8-12	1-3 / 0-0	25:35 / 34:25	-8:50	4.6 / 5.3	6.1 / 8.8	5.2 / 6.5	1-23.0 / 4-41.5	2-10 / 2-19	0 / 1
Furman	7-16 / 8-18	1-2 / 0-1	22:05 / 37:55	-15:50	1.6 / 3.1	5.5 / 4.8	4.0 / 4.0	6-35.3 / 5-41.8	3-21 / 9-110	1 / 3
BUCKNELL	8-21 / 5-16	1-3 / 0-1	29:06 / 30:54	-1:48	3.6 / 2.9	5.3 / 5.5	4.5 / 4.2	8-38.4 / 9-41.3	4-47 / 5-38	1 / 4
SAMFORD	4-18 / 12-20	1-2 / 1-1	29:28 / 30:32	-1:04	1.4 / 3.6	6.4 / 8.0	4.0 / 5.7	8-37.2 / 6-38.0	5-20 / 5-55	0 / 4
#6 CHATTANOOGA	4-12 / 5-15	1-1 / 2-3	21:53 / 38:07	-16:14	2.4 / 5.3	7.6 / 6.7	4.8 / 5.9	7-42.7 / 3-34.7	2-15 / 3-35	1 / 5
Mercer	17-19 / 4-11	0-1 / 1-2	33:52 / 26:08	7:44	4.0 / 5.0	9.8 / 9.1	6.8 / 6.7	1-25.0 / 5-51.4	4-35 / 3-15	2 / 3
WOFFORD	1-12 / 7-14	3-6 / 0-1	26:20 / 33:40	-7:20	2.4 / 6.6	6.8 / 2.8	5.7 / 6.3	2-42.0 / 6-37.2	4-35 / 5-45	0 / 4
The Citadel	1-15 / 4-15	2-3 / 0-1	27:36 / 32:24	-4:48	2.6 / 5.6	3.5 / 10.3	3.0 / 6.5	7-40.1 / 5-39.2	4-30 / 11-98	0 / 3
WESTERN CAROLINA	8-20 / 8-14	2-4 / 0-0	36:01 / 23:59	12:02	3.5 / 4.7	7.0 / 9.1	4.9 / 6.8	5-42.2 / 5-41.8	2-30 / 5-29	1 / 2
Totals	71-180 / 79-170	15-29 / 7-14	309:52 / 350:08	-40:16	3.3 / 4.7	6.8 / 7.2	5.2 / 5.8	55-38.9 / 56-41.2	44-370 / 68-606	9 / 33

Note: Game totals are displayed in the format TEAM/OPPONENT for each category

2015 VMI Football
VMI Overall Defensive Statistics (End of Season)
All games

#	Defensive Leaders	gp	Tackles			tfl/yds	Sacks	Pass defense			Fumbles	blkd		
			ua	a	tot		no-yds	int-yds	brup	qbh	rcv-yds	ff	kick	saf
44	Ryan Francis	11	54	61	115	9.5-25	1.0-5	.	3	.	1-0	3	.	.
46	Allan Cratsenberg	11	38	70	108	7.0-22	.	.	1	.	1-0	.	.	.
14	Greg Sanders	11	52	29	81	.	.	.	2
38	Alijah Robinson	11	37	37	74	2.0-5	.	1-28	2	.	1-0	1	.	.
99	Joe Nelson	11	13	39	52	4.5-13	.	.	3	1	.	1	.	.
3	Tony Richardson	11	30	19	49	10.0-50	3.0-20	1-3	2	2
7	Damian Jones	11	32	16	48	3.0-9	.	1-7	9	.	1-0	.	.	.
32	Jon Strozyk	11	25	18	43	0.5-1	.	.	3
1	Caleb Furlow	11	29	11	40	2.0-5	.	1-29	6	1	1-0	.	.	.
94	Amon-Ra Clay	11	8	25	33	3.5-6	1.0-0	.	.	.	1-59	.	.	.
59	Chris Copeland	11	8	25	33	2.5-12	1.0-9	.	.	1
58	Brian Lipscomb	11	18	14	32	4.0-24	2.0-14	.	4	2	1-0	1	.	.
88	J.C. Garvin	11	17	15	32	2.5-9	1.0-5	.	2	.	1-0	2	.	.
93	Denton Ensminger	7	9	16	25	2.5-5
25	Alex Keys	11	11	10	21	.	.	.	1	.	.	1	.	.
19	Doug Moore	9	8	10	18	1.0-0	.	.	3
96	Seth Mallory	11	5	11	16	0.5-1
36	Michael Williams	11	8	5	13	1.0-4
5	Darnell Ashton	7	2	9	11
35	Scott Frazier	11	5	5	10
53	Arnold Roots	5	2	7	9	1.0-1
20	Alex James	11	5	4	9	1.0-2
41	Uzoma Kpaduwa	11	3	6	9
2	Brad Lipscomb	8	4	5	9	1-0	.	.	.
56	Brian Ellis	11	4	4	8
98	Casey Phillips	11	3	4	7	.	.	.	1
90	Robert de Wolff	9	3	4	7	1.0-3
52	Zack Baker	4	1	4	5
82	Matthew Nicholson	9	.	4	4	2-0	.	.	.
21	Aaron Sanders	11	3	1	4	1	.	.
42	Troy Barden	5	2	1	3
66	Iyan Roseborough	10	2	1	3
6	Dane Forlines	11	1	2	3
11	Darrian Johnson	11	.	2	2
TM	TEAM	7	1	.	1	1	1	.
17	Dillon Christopher	11	1	.	1
22	Dontae Mauck	11	1	.	1
40	Hunter Marshall	1	.	1	1
39	Derrick Ziglar	11	.	1	1
62	Patrick Doucette	10	1	.	1
54	X. Greenfield	1	.	1	1
81	Chad Jacob	11	1	.	1
33	Tyriug Trotman	7	1	.	1
12	Hayden Alford	11	1	.	1
55	Daniel Rader	1	.	1	1
11	Total	11	449	498	947	59-197	9-53	4-67	42	7	11-59	11	1	.
	Opponents	11	402	518	920	67-260	33-167	22-449	52	15	9-0	11	1	.



**2015 VMI Football
VMI - Long Plays**

25-YARD PLUS PLAYS

Yds	Type	Player(s)	Opponent
99*	KR	Greg Sanders	Wofford
80*	Pass	Dontae Mauck from Al Cobb	Ball State
69*	Pass	Dontae Mauck from Al Cobb	#6 Chattanooga
59	FR	Amon-Ra Clay	The Citadel
51	Rush	Derrick Ziglar	Morehead State
51	Pass	Dontae Mauck from Al Cobb	Ball State
49	Pass	Dane Forlines from Al Cobb	Mercer
49	Pass	Aaron Sanders from Al Cobb	Mercer
49	PR	Dane Forlines	Samford
44	Pass	Dontae Mauck from Al Cobb	Furman
43	Pass	Dontae Mauck from Al Cobb	BUCKNELL
42*	Rush	Dontae Mauck	BUCKNELL
39	Pass	Aaron Sanders from Al Cobb	Wofford
36	KR	Greg Sanders	Western Carolina
36*	Rush	Brice Tucker	Ball State
35	Pass	Dontae Mauck from Al Cobb	Morehead State
34	Pass	Aaron Sanders from Al Cobb	Morehead State
34	Pass	Matthew Nicholson from Al Cobb	Richmond
34	KR	Greg Sanders	The Citadel
34	Pass	Dane Forlines from Al Cobb	Western Carolina
34	Rush	Brice Tucker	Richmond
32	Pass	Dane Forlines from Derrick Ziglar	Samford
30	Pass	Aaron Sanders from Al Cobb	Richmond
29	Pass	Aaron Sanders from Al Cobb	Mercer
29	INT	Caleb Furlow	#6 Chattanooga
29	Pass	Al Cobb from Dane Forlines	Samford
28	INT	Alijah Robinson	Ball State
28	PR	Dane Forlines	Samford
28	KR	Greg Sanders	Western Carolina
27*	Pass	Dontae Mauck from Al Cobb	Samford
27	Pass	Aaron Sanders from Al Cobb	Wofford
27	KR	Dane Forlines	BUCKNELL
26	Rush	Al Cobb	Richmond
26	Pass	Darrian Johnson from Al Cobb	Mercer
26	Pass	Dane Forlines from Al Cobb	Morehead State
25	Pass	Dane Forlines from Al Cobb	Ball State
25	Rush	Quan Myers	The Citadel
25	KR	Dane Forlines	BUCKNELL
25	Pass	Aaron Sanders from Al Cobb	#6 Chattanooga
25	Pass	Aaron Sanders from Al Cobb	Wofford
25	Pass	Matthew Nicholson from Al Cobb	Wofford
25	Pass	Aaron Sanders from Al Cobb	Mercer
25	Rush	Derrick Ziglar	Mercer
25	KR	Dane Forlines	Samford
25	Pass	Aaron Sanders from Al Cobb	Mercer

* touchdown scored on play

LONG PLAYS BY THE NUMBERS

Long Plays By Yards	No.	TD
100+	0	0
90-99	1	1
80-89	1	1
70-79	0	0
60-69	1	1
50-59	3	0
40-49	6	1
30-39	11	1
20-29	58	2

Long Plays By Type	No.	TD
Rushing	10	2
Passing	42	4
Punt returns	3	0
Kick returns	23	1
Interceptions	2	0
Fumble returns	1	0
Other	0	0
TOTAL	81	7

25-YARD PLUS BY PLAYER

Player	No.	TD	R	P	KR	PR	IR	FR
Dane Forlines	24	0	0	11	10	3	0	0
Aaron Sanders	16	0	0	14	2	0	0	0
Dontae Mauck	10	4	1	8	1	0	0	0
Greg Sanders	7	1	0	0	7	0	0	0
Brice Tucker	4	2	3	1	0	0	0	0
Matthew Nicholson	4	0	0	4	0	0	0	0
Al Cobb	3	0	2	1	0	0	0	0
Derrick Ziglar	3	0	3	0	0	0	0	0
Quan Myers	2	0	1	0	1	0	0	0
Taylor Stout	1	0	0	1	0	0	0	0
Sam Patterson	1	0	0	1	0	0	0	0
Chad Jacob	1	0	0	0	1	0	0	0
Isaiah Parker	1	0	0	0	1	0	0	0
Darrian Johnson	1	0	0	1	0	0	0	0
Alijah Robinson	1	0	0	0	0	0	1	0
Amon-Ra Clay	1	0	0	0	0	0	0	1
Caleb Furlow	1	0	0	0	0	0	1	0
TOTAL	81	7	10	42	23	3	2	1

LONGEST PLAYS OF THE YEAR

Rushing
51 Derrick Ziglar vs Morehead State (9/12/2015)

Rushing Touchdown
42 Dontae Mauck vs BUCKNELL (10/3/2015)

Passing
80 Dontae Mauck from Al Cobb vs Ball State (9/3/2015)

Passing Touchdown
80 Dontae Mauck from Al Cobb vs Ball State (9/3/2015)

Punt Return
49 Dane Forlines vs Samford (10/10/2015)

Kick Return
99 Greg Sanders vs Wofford (10/31/2015)

Interception Return
29 Caleb Furlow vs #6 Chattanooga (10/17/2015)

Fumble Return
59 Amon-Ra Clay vs The Citadel (11/7/2015)

Punt
55 Hayden Alford vs Western Carolina (11/21/2015)

Field Goal
55 Dillon Christopher vs Western Carolina (11/21/2015)

2016 VMI Football Fact Book

2015 VMI Football VMI Game Superlatives (End of Season) All games

INDIVIDUAL GAME HIGHS

Rushes	23	Brice Tucker at Richmond (Sep 19, 2015)
Yards Rushing	120	Brice Tucker at Richmond (Sep 19, 2015)
TD Rushes	2	Derrick Ziglar vs Morehead State (Sep 12, 2015)
	2	Derrick Ziglar at Furman (Sep 26, 2015)
	2	Derrick Ziglar at Mercer (Oct 24, 2015)
	2	Derrick Ziglar vs Western Carolina (Nov 21, 2015)
Long Rush	51	Derrick Ziglar vs Morehead State (Sep 12, 2015)
Pass attempts	52	Al Cobb vs Wofford (Oct 31, 2015)
Pass completions	35	Al Cobb vs Wofford (Oct 31, 2015)
Yards Passing	399	Al Cobb at Ball State (9/3/2015)
TD Passes	3	Al Cobb at Ball State (9/3/2015)
	3	Al Cobb vs #6 Chattanooga (Oct 17, 2015)
Long Pass	80	Al Cobb at Ball State (9/3/2015)
Receptions	16	Aaron Sanders at Mercer (Oct 24, 2015)
Yards Receiving	218	Aaron Sanders at Mercer (Oct 24, 2015)
TD Receptions	1	Aaron Sanders at Ball State (9/3/2015)
	1	Sam Patterson at Ball State (9/3/2015)
	1	Dontae Mauck at Ball State (9/3/2015)
	1	Sam Patterson vs Morehead State (Sep 12, 2015)
	1	Brice Tucker vs Morehead State (Sep 12, 2015)
	1	Matthew Nicholson at Furman (Sep 26, 2015)
	1	Aaron Sanders vs BUCKNELL (Oct. 3, 2015)
	1	Sam Patterson vs BUCKNELL (Oct. 3, 2015)
	1	Dontae Mauck vs Samford (Oct 10, 2015)
	1	Dontae Mauck vs #6 Chattanooga (Oct 17, 2015)
	1	Chad Jacob vs #6 Chattanooga (Oct 17, 2015)
	1	Sam Patterson vs #6 Chattanooga (Oct 17, 2015)
	1	Sam Patterson at Mercer (Oct 24, 2015)
	1	Quan Myers at Mercer (Oct 24, 2015)
	1	Derrick Ziglar at The Citadel (Nov 07, 2015)
Long Reception	80	Dontae Mauck at Ball State (9/3/2015)
Field Goals	2	Dillon Christopher vs Morehead State (Sep 12, 2015)
	2	Dillon Christopher vs Samford (Oct 10, 2015)
	2	Dillon Christopher vs Wofford (Oct 31, 2015)
	2	Dillon Christopher vs Western Carolina (Nov 21, 2015)
Long Field Goal	55	Dillon Christopher vs Western Carolina (Nov 21, 2015)
Punts	8	Hayden Alford vs BUCKNELL (Oct. 3, 2015)
Punting Avg	44.0	Hayden Alford at Ball State (9/3/2015)
Long Punt	55	Hayden Alford vs Western Carolina (Nov 21, 2015)
Punts inside 20	2	Hayden Alford vs BUCKNELL (Oct. 3, 2015)
Long Punt Return	49	Dane Forlines vs Samford (Oct 10, 2015)
Long Kickoff Return	99	Greg Sanders vs Wofford (Oct 31, 2015)
Tackles	17	Allan Cratsenberg vs Wofford (Oct 31, 2015)
Sacks	3.0	Tony Richardson vs Morehead State (Sep 12, 2015)
Tackles For Loss	4.0	Tony Richardson vs Morehead State (Sep 12, 2015)
Interceptions	1	Alijah Robinson at Ball State (9/3/2015)
	1	Tony Richardson vs Morehead State (Sep 12, 2015)
	1	Caleb Furlow vs #6 Chattanooga (Oct 17, 2015)
	1	Damian Jones vs Western Carolina (Nov 21, 2015)

2015 VMI Football VMI Game Superlatives (End of Season) All games

TEAM GAME HIGHS

Rushes	49	vs Western Carolina (Nov 21, 2015)
Yards Rushing	202	at Richmond (Sep 19, 2015)
Yards Per Rush	4.8	vs Morehead State (Sep 12, 2015)
TD Rushes	3	vs Morehead State (Sep 12, 2015)
Pass attempts	55	vs Wofford (Oct 31, 2015)
Pass completions	36	vs Wofford (Oct 31, 2015)
Yards Passing	444	at Ball State (9/3/2015)
Yards Per Pass	9.8	at Mercer (Oct 24, 2015)
TD Passes	3	at Ball State (9/3/2015)
	3	vs #6 Chattanooga (Oct 17, 2015)
Total Plays	87	vs BUCKNELL (Oct. 3, 2015)
Total Offense	567	at Mercer (Oct 24, 2015)
Yards Per Play	7.0	at Ball State (9/3/2015)
Points	43	vs Morehead State (Sep 12, 2015)
Sacks By	3	vs Morehead State (Sep 12, 2015)
First Downs	27	vs Morehead State (Sep 12, 2015)
	27	at Mercer (Oct 24, 2015)
Penalties	8	at Ball State (9/3/2015)
Penalty Yards	80	vs Morehead State (Sep 12, 2015)
Turnovers	6	at The Citadel (Nov 07, 2015)
Interceptions By	1	at Ball State (9/3/2015)
	1	vs Morehead State (Sep 12, 2015)
	1	vs #6 Chattanooga (Oct 17, 2015)
	1	vs Western Carolina (Nov 21, 2015)
Punts	8	vs BUCKNELL (Oct. 3, 2015)
	8	vs Samford (Oct 10, 2015)
Punting Avg	44.0	at Ball State (9/3/2015)
Long Punt	55	vs Western Carolina (Nov 21, 2015)
Punts inside 20	2	vs BUCKNELL (Oct. 3, 2015)
Long Punt Return	49	vs Samford (Oct 10, 2015)

Game by Game Starters - 2015 Season

Opponent	WR	LT	LG	C	RG	RT	WR	QB	RB	FB/WR/TE	TE
Ball State	Sanders	Lewis	Murray	Doucette	Reed	Miller	Nicholson	Cobb	Tucker	Shirley	Jacob
Morehead St.	Sanders	Lewis	Murray	Doucette	Reed	Miller	Nicholson	Cobb	Tucker	Forlines	Patterson
Richmond	Forlines	Lewis	Murray	Doucette	Reed	Miller	Nicholson	Cobb	Tucker	Jacob	Patterson
Furman	Sanders	Lewis	Murray	Doucette	Reed	Miller	Nicholson	Cobb	Tucker	Forlines	Patterson
Bucknell	Sanders	Lewis	Murray	Doucette	Reed	Roseborough	Nicholson	Cobb	Stout	Forlines	Patterson
Samford	Sanders	Lewis	Murray	Doucette	Reed	Roseborough	Mauck	Cobb	Stout	Forlines	Jacob
Chattanooga	Sanders	Lewis	Murray	Doucette	Reed	Roseborough	Mauck	Cobb	Ziglar	Forlines	Jacob
Mercer	Sanders	Lewis	Murray	Doucette	Reed	Roseborough	Nicholson	Cobb	Ziglar	Forlines	Patterson
Wofford	Sanders	Lewis	Murray	Hann	Reed	Roseborough	Mauck	Cobb	Ziglar	Forlines	Patterson
The Citadel	Sanders	Murray	Smith	Doucette	Reed	Roseborough	Mauck	Alford	Ziglar	Forlines	Patterson
Western Caro.	Sanders	Lewis	Murray	Doucette	Smith	Roseborough	Mauck	Cobb	Ziglar	Forlines	Jacob

Opponent	DE	NT	DE	OLB	ILB	ILB	OLB	CB	SS	FS	CB
Ball State	Nelson	Ensminger	Garvin	Copeland	Cratsenberg	Francis	Richardson	Jones	Robinson	Sanders	Furlow
Morehead St.	Nelson	Ensminger	Garvin	Copeland	Cratsenberg	Francis	Richardson	Jones	Robinson	Sanders	Furlow
Richmond	Nelson	Ensminger	Garvin	Bri. Lipscomb	Cratsenberg	Francis	Richardson	Jones	Strozyk	Sanders	Furlow
Furman	Nelson	Ensminger	Garvin	Bri. Lipscomb	Cratsenberg	Francis	Richardson	Jones	Robinson	Sanders	Furlow
Bucknell	Nelson	Ensminger	Moore	Bri. Lipscomb	Cratsenberg	Francis	Richardson	Jones	Strozyk	Sanders	Furlow
Samford	Nelson	Ensminger	Moore	Bri. Lipscomb	Cratsenberg	Francis	Richardson	Jones	Strozyk	Sanders	Furlow
Chattanooga	Mallory	Nelson	Garvin	Bri. Lipscomb	Cratsenberg	Francis	Richardson	Jones	Robinson	Sanders	Furlow
Samford	Nelson	Clay	Garvin	Bri. Lipscomb	Cratsenberg	Francis	Richardson	Jones	Robinson	Sanders	Furlow
Wofford	Nelson	Clay	Garvin	Bri. Lipscomb	Cratsenberg	Francis	Richardson	Jones	Robinson	Sanders	Furlow
The Citadel	Nelson	Clay	Garvin	Copeland	Cratsenberg	Francis	Richardson	Jones	Robinson	Sanders	Furlow
Western Caro.	Nelson	Clay	Garvin	Copeland	Cratsenberg	Francis	James	Jones	Robinson	Sanders	Furlow

Series Versus 2016 Opponents

Akron

Series Record: 1-1

Record In Lexington: 1-0

Record In Akron: 0-1

First Meeting: 1967 Last Meeting: 2011

DATE	SITE	W/L	SCORE
Nov. 4, 1967	Lexington, Va.	W	38-14
Sept. 24, 2011	Akron, Ohio	L	13-36

Bucknell

Series Record: 1-3

Record In Lexington: 1-2

Record In Lewisburg: 0-1

First Meeting: 1978 Last Meeting: 2015

DATE	SITE	W/L	SCORE
Sept. 16, 1978	Lexington, Va.	W	25-14
Nov. 23, 2013	Lexington, Va.	L	23-35
Aug. 30, 2014	Lewisburg, Pa.	L	38-42
Oct. 3, 2015	Lexington, Va.	L	22-28 (OT)

Chattanooga

Series Record: 7-14-1

Record In Lexington: 4-7-0

Record In Chattanooga: 3-7-1

First Meeting: 1971 Last Meeting: 2015

DATE	SITE	W/L	SCORE
Nov. 20, 1971	Lexington, Va.	L	8-31
Nov. 18, 1972	Chattanooga, Tenn.	W	17-0
Oct. 11, 1980	Lexington, Va.	L	10-55
Nov. 5, 1983	Chattanooga, Tenn.	L	6-23
Oct. 20, 1984	Lexington, Va.	L	0-35
Nov. 16, 1985	Chattanooga, Tenn.	L	7-54
Nov. 21, 1987	Lexington, Va.	L	0-31
Nov. 18, 1989	Chattanooga, Tenn.	T	14-14
Nov. 23, 1991	Chattanooga, Tenn.	L	14-50
Nov. 21, 1992	Lexington, Va.	W	37-34 (OT)
Oct. 16, 1993	Lexington, Va.	W	35-29 (2OT)
Oct. 15, 1994	Chattanooga, Tenn.	L	14-49
Oct. 14, 1995	Lexington, Va.	W	17-12
Oct. 19, 1996	Chattanooga, Tenn.	W	28-14
Oct. 11, 1997	Lexington, Va.	L	24-27
Oct. 17, 1998	Chattanooga, Tenn.	L	7-45
Oct. 16, 1999	Lexington, Va.	L	0-27
Oct. 14, 2000	Chattanooga, Tenn.	L	14-27
Oct. 13, 2001	Lexington, Va.	W	19-16
Oct. 19, 2002	Chattanooga, Tenn.	W	35-31
Oct. 4, 2014	Chattanooga, Tenn.	L	7-55
Oct. 17, 2015	Lexington, Va.	L	27-33

The Citadel

Series Record: 30-39-2

Record In Lexington: 16-11-2

Record In Charleston: 10-24

Record at Neutral: 4-4

First Meeting: 2000 Last Meeting: 2015

DATE	SITE	W/L	SCORE
1920	Lynchburg, Va.	W	35-0
1929	Lexington, Va.	W	12-7
1930	Charleston, S.C.	L	6-7
1931	Lexington, Va.	T	13-13
1932	Charleston, S.C.	L	6-12
1937	Lexington, Va.	W	27-0
1946	Lexington, Va.	W	21-6
1947	Charleston, S.C.	L	6-7
1948	Lexington, Va.	W	34-6
1949	Charleston, S.C.	L	14-19
Nov. 18, 1950	Lexington, Va.	W	13-7
Nov. 17, 1951	Charleston, S.C.	W	27-21
Nov. 15, 1952	Lexington, Va.	W	20-19
Oct. 10, 1953	Charleston, S.C.	W	14-0
Nov. 13, 1954	Lexington, Va.	W	42-0
Nov. 12, 1955	Charleston, S.C.	W	14-7
Nov. 16, 1957	Lexington, Va.	W	33-7
Nov. 6, 1958	Charleston, S.C.	L	6-14
Nov. 14, 1959	Lexington, Va.	W	32-8
Nov. 12, 1960	Charleston, S.C.	W	20-6
Nov. 4, 1961	Lexington, Va.	L	8-14
Nov. 3, 1962	Charleston, S.C.	W	16-7
Nov. 16, 1963	Lexington, Va.	W	33-8
Nov. 14, 1964	Charleston, S.C.	L	0-17
Nov. 13, 1965	Lexington, Va.	W	21-7
Nov. 12, 1966	Charleston, S.C.	L	14-30
Oct. 22, 1967	Roanoke, Va.	W	22-11
Oct. 19, 1968	Charleston, S.C.	L	8-13
Oct. 18, 1969	Lexington, Va.	L	2-28
Oct. 24, 1970	Charleston, S.C.	L	9-56
Oct. 9, 1971	Lexington, Va.	L	24-25
Oct. 7, 1972	Charleston, S.C.	L	3-42
Oct. 6, 1973	Lexington, Va.	W	23-6
Oct. 12, 1974	Charleston, S.C.	W	20-9
Oct. 25, 1975	Lexington, Va.	L	3-6
Nov. 6, 1976	Charleston, S.C.	W	30-14
Oct. 15, 1977	Lexington, Va.	W	19-3
Sept. 23, 1978	Charleston, S.C.	L	3-14
Oct. 20, 1979	Lexington, Va.	L	6-37
Oct. 4, 1980	Charleston, S.C.	L	0-28
Oct. 10, 1981	Norfolk, Va.	W	14-0
Oct. 9, 1982	Charleston, S.C.	L	7-21
Oct. 8, 1983	Lexington, Va.	L	6-27
Nov. 3, 1984	Charleston, S.C.	L	24-27
Oct. 5, 1985	Lexington, Va.	T	14-14
Oct. 11, 1986	Charleston, S.C.	W	47-30
Oct. 10, 1987	Charleston, S.C.	W	7-3
Nov. 12, 1988	Norfolk, Va.	L	20-31
Nov. 11, 1989	Lexington, Va.	W	20-10

Nov. 3, 1990	Charleston, S.C.	L	3-23
Oct. 26, 1991	Norfolk, Va.	L	14-17
Nov. 14, 1992	Charleston, S.C.	L	0-50
Nov. 13, 1993	Charleston, S.C.	L	33-34
Nov. 12, 1994	Norfolk, Va.	L	14-58
Nov. 11, 1995	Charleston, S.C.	W	34-7
Nov. 16, 1996	Lexington, Va.	W	34-27 (2OT)
Nov. 15, 1997	Charleston, S.C.	L	6-28
Nov. 14, 1998	Lexington, Va.	L	10-36
Nov. 13, 1999	Charleston, S.C.	L	6-7
Nov. 11, 2000	Lexington, Va.	W	41-21
Nov. 10, 2001	Charleston, S.C.	L	7-49
Nov. 16, 2002	Charlotte, N.C.	W	23-21
Nov. 15, 2003	Charlotte, N.C.	L	23-27
Nov. 19, 2005	Lexington, Va.	L	14-22
Nov. 11, 2006	Charleston, S.C.	L	21-48
Nov. 17, 2007	Lexington, Va.	L	28-70
Oct. 29, 2011	Charleston, S.C.	L	14-41
Nov. 10, 2012	Lexington, Va.	L	24-27
Nov. 16, 2013	Charleston, S.C.	L	10-31
Nov. 22, 2014	Lexington, Va.	L	25-45
Nov. 7, 2015	Charleston, S.C.	L	14-35

ETSU

Series Record: 8-13

Record In Lexington: 6-5

Record In Johnson City: 2-8

First Meeting: 1979 Last Meeting: 2002

DATE	SITE	W/L	SCORE
Oct. 6, 1979	Lexington, Va.	W	24-14
Sept. 11, 1982	Johnson City, Tenn.	W	21-3
Oct. 22, 1983	Lexington, Va.	W	24-12
Oct. 12, 1985	Lexington, Va.	W	23-19
Nov. 22, 1986	Johnson City, Tenn.	L	20-31
Nov. 14, 1987	Lexington, Va.	W	20-13
Sept. 3, 1988	Johnson City, Tenn.	L	10-26
Sept. 2, 1989	Lexington, Va.	L	16-17
Nov. 17, 1990	Johnson City, Tenn.	W	21-20
Sept. 7, 1991	Lexington, Va.	W	35-20
Sept. 5, 1992	Johnson City, Tenn.	L	16-18
Sept. 18, 1993	Lexington, Va.	L	7-10
Sept. 17, 1994	Johnson City, Tenn.	L	21-31
Sept. 16, 1995	Lexington, Va.	W	37-23
Sept. 21, 1996	Johnson City, Tenn.	L	0-38
Nov. 22, 1997	Lexington, Va.	L	7-17
Sept. 19, 1998	Johnson City, Tenn.	L	8-44
Sept. 18, 1999	Lexington, Va.	L	17-26
Sept. 16, 2000	Johnson City, Tenn.	L	3-38
Nov. 22, 2001	Lexington, Va.	L	23-34
Sept. 21, 2002	Johnson City, Tenn.	L	21-35

2016 VMI Football Fact Book

Furman

Series Record: 9-24

Record In Lexington: 6-10

Record In Greenville: 3-14

First Meeting: 1946 Last Meeting: 2015

DATE	SITE	W/L	SCORE
1946	Greenville, S.C.	W	26-7
Sept. 12, 1970	Lexington, Va.	W	13-0
Oct. 2, 1971	Greenville, S.C.	L	0-14
Nov. 4, 1972	Lexington, Va.	W	31-7
Oct. 20, 1973	Greenville, S.C.	L	13-19
Sept. 14, 1974	Lexington, Va.	W	7-0
Oct. 4, 1975	Greenville, S.C.	W	13-10
Oct. 2, 1976	Lexington, Va.	W	17-3
Nov. 12, 1977	Greenville, S.C.	W	31-28
Oct. 27, 1979	Lexington, Va.	W	21-20
Sept. 27, 1980	Greenville, S.C.	L	16-21
Nov. 14, 1981	Lexington, Va.	L	21-33
Oct. 2, 1982	Greenville, S.C.	L	3-38
Oct. 1, 1983	Lexington, Va.	L	0-49
Sept. 20, 1986	Lexington, Va.	L	3-34
Nov. 7, 1987	Greenville, S.C.	L	0-38
Oct. 1, 1988	Greenville, S.C.	L	13-31
Sept. 30, 1989	Lexington, Va.	L	6-30
Oct. 6, 1990	Greenville, S.C.	L	22-51
Oct. 5, 1991	Lexington, Va.	L	28-46
Oct. 3, 1992	Greenville, S.C.	L	13-41
Oct. 30, 1993	Greenville, S.C.	L	0-24
Oct. 22, 1994	Lexington, Va.	L	11-28
Sept. 23, 1995	Greenville, S.C.	L	24-55
Sept. 28, 1996	Lexington, Va.	L	14-31
Sept. 27, 1997	Greenville, S.C.	L	14-35
Sept. 26, 1998	Lexington, Va.	L	14-51
Sept. 25, 1999	Greenville, S.C.	L	0-58
Sept. 23, 2000	Lexington, Va.	L	21-35
Sept. 22, 2001	Greenville, S.C.	L	7-65
Sept. 28, 2002	Lexington, Va.	L	28-55
Nov. 1, 2014	Lexington, Va.	W	31-15
Sept. 26, 2015	Greenville, S.C.	L	21-24

Mercer

Series Record: 1-1

Record In Lexington: 0-1

Record In Macon: 1-0

First Meeting: 2014 Last Meeting: 2015

DATE	SITE	W/L	SCORE
Sept. 27, 2014	Lexington, Va.	L	24-27
Oct. 24, 2015	Macon, Ga.	W	28-21

Morehead State

Series Record: 2-1

Record In Lexington: 2-1

Record In Morehead: 0-0

First Meeting: 1958 Last Meeting: 2015

DATE	SITE	W/L	SCORE
Sept. 20, 1958	Lexington, Va.	W	46-20
Oct. 24, 1998	Lexington, Va.	L	38-41
Sept. 12, 2015	Lexington, Va.	W	43-40

Samford

Series Record: 0-3

Record In Lexington: 0-2

Record In Birmingham: 0-1

First Meeting: 2001 Last Meeting: 2015

DATE	SITE	W/L	SCORE
Nov. 17, 2001	Lexington, Va.	L	28-46
Sept. 20, 2014	Birmingham, Ala.	L	21-63
Oct. 10, 2015	Lexington, Va.	L	13-49

Western Carolina

Series Record: 3-18

Record In Lexington: 3-8

Record In Cullowhee: 0-10

First Meeting: 1978 Last Meeting: 2015

DATE	SITE	W/L	SCORE
Oct. 27, 1978	Lexington, Va.	L	12-41
Sept. 6, 1980	Cullowhee, N.C.	L	14-16
Sept. 12, 1981	Lexington, Va.	W	21-14
Sept. 22, 1984	Lexington, Va.	L	16-22
Nov. 23, 1985	Cullowhee, N.C.	L	30-35
Oct. 25, 1986	Cullowhee, N.C.	L	0-34
Nov. 19, 1988	Lexington, Va.	W	24-20
Sept. 8, 1990	Cullowhee, N.C.	L	20-28
Nov. 9, 1991	Lexington, Va.	W	27-25
Oct. 10, 1992	Cullowhee, N.C.	L	25-28
Nov. 6, 1993	Cullowhee, N.C.	L	14-38
Oct. 29, 1994	Lexington, Va.	L	7-33
Oct. 28, 1995	Cullowhee, N.C.	L	14-31
Nov. 2, 1996	Lexington, Va.	L	14-28
Nov. 1, 1997	Cullowhee, N.C.	L	0-24
Oct. 31, 1998	Lexington, Va.	L	17-39
Oct. 30, 1999	Cullowhee, N.C.	L	2-40
Oct. 28, 2000	Lexington, Va.	L	31-41
Oct. 27, 2001	Cullowhee, N.C.	L	17-44
Nov. 2, 2002	Lexington, Va.	L	23-35
Nov. 15, 2014	Cullowhee, N.C.	L	27-42
Nov. 21, 2015	Lexington, Va.	L	20-24

Wofford

Series Record: 10-9

Record In Lexington: 10-4

Record In Spartanburg: 0-5

First Meeting: 1924 Last Meeting: 2015

DATE	SITE	W/L	SCORE
1924	Lexington, Va.	W	33-0
1925	Lexington, Va.	W	9-0
1926	Lexington, Va.	W	20-0
1927	Lexington, Va.	W	37-0
1936	Lexington, Va.	W	19-0
Sept. 22, 1951	Lexington, Va.	W	29-6
Sept. 26, 1987	Lexington, Va.	W	27-11
Oct. 29, 1988	Lexington, Va.	W	18-17
Nov. 7, 1992	Lexington, Va.	W	44-13
Sept. 6, 1997	Spartanburg, S.C.	L	13-23
Oct. 10, 1998	Lexington, Va.	L	20-42
Oct. 9, 1999	Spartanburg, S.C.	L	10-55
Oct. 7, 2000	Lexington, Va.	L	28-45
Oct. 6, 2001	Spartanburg, S.C.	L	14-59
Oct. 12, 2002	Lexington, Va.	W	27-16
Nov. 20, 2004	Lexington, Va.	L	18-19
Oct. 15, 2005	Spartanburg, S.C.	L	23-38
Oct. 25, 2014	Spartanburg, S.C.	L	3-38
Oct. 31, 2015	Lexington, Va.	L	20-41



Records Versus All Opponents

TEAM	FIRST GAME	LATEST GAME	W - L - T
Akron	1967	2011	1-1-0
Alleghany Inst.	1896	1896	1-0-0
Army	1917	2010	1-14-0
Appalachian State	1976	2002	4-20-2
Austin Peay	2003	2003	1-0-0
Ball State	2015	2015	0-1
Baltimore College	1913	1913	1-0-0
Baltimore Medical	1907	1907	1-0-0
Boston College	1954	1970	1-7-1
Boston University	1980	1984	0-2-0
Bowling Green	2014	2014	0-1
Bucknell	1978	2015	1-3-0
Buffalo University	1960	1964	2-1-0
Catawba	1944	1990	6-3-0
Catholic	1911	1922	3-1-0
Central Florida	1982	1986	1-1-0
Charleston Southern	2000	2013	6-7-0
Chattanooga	1971	2015	7-14-1
Chowan	2008	2012	2-0-0
Cincinnati	1951	1953	0-2-0
The Citadel	1920	2015	30-39-2
Clemson	1914	1944	5-5-2
Coastal Carolina	2003	2013	2-9-0
Colgate	1974	1974	1-0-0
Columbia	1934	1939	2-4-0
Concord	1999	1999	1-0-0
Connecticut	1975	1979	1-0-1
Davidson	1904	2014	39-17-3
Dayton	1972	1972	0-1-0
Delaware	1975	1976	1-1-0
Delaware State	2011	2012	0-2-0
Detroit	1964	1964	0-1-0
Duke	1892	2005	1-7-0
Duquesne	2000	2001	0-2-0
East Carolina	1972	1979	1-7-0
Eastern College	1907	1907	1-0-0
East Tennessee State (ETSU)	1979	2002	8-13-0
Elon	1937	1938	1-1-0
Emory & Henry	1923	1945	4-1-0
Florida	1929	1929	0-1-0
Florida State	1952	1954	1-2-0
Furman	1946	2015	9-24-0
Gallaudet	1912	1918	6-0-0
Gardner-Webb	2003	2014	2-10-0
Georgia	1943	1978	0-4-0
Georgia Southern	1993	2002	0-10-0
Georgia Tech	1964	1988	1-14-0
Georgetown	1898	2004	1-6-0
George Washington	1922	1966	10-7-1
Glenville State	2013	2013	1-0-0
Hampden-Sydney	1897	1935	18-0-0
Hampton Ath. Club	1894	1904	2-0-0
Holy Cross	1957	1963	0-2-1
Indiana State	1976	1976	1-0-0
Iowa State	1963	1963	0-1-0
James Madison	1982	2009	3-10-0
Johns Hopkins	1912	1912	1-0-0
Kentucky	1892	1944	4-12-0
King College	1932	1932	1-0-0
Lafayette	1991	1991	1-0-0
Lenoir-Rhyne College	1998	1998	1-0-0
Lehigh	1955	2007	3-6-1
Liberty	1995	2013	3-10-0
Lock Haven	2007	2010	2-0-0
Lynchburg College	1922	1925	3-0-0
Maine	1983	1983	1-0-0
Marine Officers	1904	1904	1-0-0

TEAM	FIRST GAME	LATEST GAME	W - L - T
Marines (U.S.)	1923	1923	1-0-0
Marshall	1959	1996	5-14-0
Maryland	1901	1972	11-14-2
Memphis State	1960	1960	0-1-0
Mercer	2014	2015	1-1
Miami (FL)	1941	1952	0-2-0
Mississippi	1913	1996	1-1-0
Morehead State	1958	2015	2-1-0
Morris Harvey	1913	1922	1-0-1
Navy	1898	2014	0-10-0
Navy Yard Athletics	1907	1907	1-0-0
Newberry	1940	1940	1-0-0
Newport News Navy	1918	1918	0-1-0
Norfolk Blue	1910	1910	0-0-1
Norfolk State	2003	2006	1-1-0
North Carolina	1893	1989	7-15-1
North Carolina State	1895	1946	11-7-1
North Greenville	2013	2013	0-1-0
Ohio	2004	2008	0-2-0
Old Dominion	2009	2010	0-2-0
Old Pt. College	1903	1903	1-0-0
Pantops	1891	1891	1-0-0
Pennsylvania	1920	1921	1-1-0
Penn State	1959	1959	0-1-0
Presbyterian	2007	2013	4-3-0
Quantic Marines	1949	1949	0-1-0
Randolph-Macon	1905	1911	2-0-1
Rhode Island	1977	1977	1-0-0
Rice	1969	1970	0-2-0
Richmond	1893	2015	40-45-5
Richmond Medical	1912	1912	1-0-0
Roanoke College	1895	1940	21-1-0
Robert Morris (Pa.)	2007	2013	2-1-0
Roller's (A.M.A.)	1904	1911	3-0-0
Saint Francis (Pa.)	2008	2008	1-0-0
Samford	2001	2015	0-3-0
South Carolina	1934	1936	1-1-0
Southern Mississippi	1965	1974	0-4-0
Staunton Mil. Acad.	1908	1908	1-0-0
St. Albans	1894	1902	2-2-2
St. Johns	1891	1930	9-4-0
Stetson	1956	1956	1-0-0
Stony Brook	2008	2012	0-5-0
Tampa	1957	1958	2-0-0
Tennessee	1923	1923	1-0-0
Tennessee Tech	2004	2004	0-1-0
Temple	1937	1943	0-4-0
Texas A & M	1950	1950	0-1-0
Tulane	1935	1973	0-5-0
Vanderbilt	1897	1974	2-3-0
Villanova	1958	1980	2-6-0
Virginia	1893	2013	23-57-3
Virginia Tech	1894	1984	25-49-5
Wake Forest	1892	1944	2-3-2
Washington and Lee	1891	1902	14-1-1
Washington University	1940	1940	1-0-0
Western Carolina	1978	2015	3-18-0
West Virginia	1952	1972	0-11-0
West Virginia Tech	1987	1992	3-0-0
William & Mary	1905	2011	33-53-2
Wofford	1924	2015	10-9-0

ALL-TIME TOTALS: Against 127 opponents in 127 years, VMI has won 469 games, lost 676 and tied 42, scoring 18,824 points (15.8 per game) while giving up a total of 23,686 (19.96 per game). VMI is 97-142-3 at Alumni Memorial Field since the beginning of the 1962 season (see page 70).

When Was The Last Time...

...A punt was returned for a touchdown?

VMI: Michael Rainey-Wiles vs. Lock Haven, 52 yds., Sept. 4, 2010

Opp: Ryan Burbrink (Bowling Green), 75 yds., Sept. 6, 2014

...A kickoff was returned for a touchdown?

VMI: Greg Sanders vs. Wofford, 99 yds., Oct. 31, 2015

Opp: Devin Brown (Coastal Carolina), 95 yds., Oct. 26, 2013

...An interception was returned for a touchdown?

VMI: Greg Walker at Charleston Southern, 58 yards, Oct. 23, 2010

Opp: Tevin Floyd (The Citadel), 75 yds., Oct. 7, 2015

...A blocked punt was recovered for a touchdown?

VMI: Chris Copeland vs. Davidson, Sept. 13, 2014

Opp: Herve Coby (Bowling Green), Sept. 6, 2014

...A safety was recorded?

VMI: vs. Richmond - Team (Punter steps out of endzone), Sept. 17, 2011

Opp: Navy - Team (Punter kicked ball out of endzone), Oct. 11, 2014

...A team's own fumble was recovered for a touchdown?

VMI: Chaz Jones vs. Delaware State, Sept. 3, 2011

Opp: George Pressley (Gardner-Webb), Oct. 22, 2005

...An opponent's fumble was recovered for a touchdown?

VMI: Damian Jones vs. Navy (recovered in endzone), Oct. 11, 2014

Opp: Matt Johnson (Bucknell), 30 yds., Nov. 23, 2013

...Teammates rushed for 100 yards?

VMI: Howard Abegesah (111 yards) and Cam Jones (100 yards) vs. Army, Nov. 14, 2009

Opp: Isiaha Smith (134 yards) and Jake Stenson (120 yards), The Citadel, Nov. 22, 2014

...A quarterback had both 100 yards passing and rushing?

VMI: Kyle Hughes, 133 yards rushing and 141 yards passing vs. Richmond, Sept. 26, 2009

Opp: Troy Mitchell (Western Carolina), 109 yards rushing and 339 yards passing, Nov. 15, 2014

...An individual rushed for 200 yards?

VMI: Tim Maypray, 235 yards, vs. Presbyterian, Nov. 22, 2008

Opp: Edwin Gowins, 250 yards & Conte Cuttino, 233 yards, Stony Brook, Nov. 15, 2008

...A quarterback passed for 300 or more yards?

VMI: Al Cobb vs. Wofford, 370 yds., Oct. 31, 2015

Opp: Austin Gahafer (Morehead State), 447 yds., Sept. 12, 2015

...A receiver netted 100 yards in a game?

VMI: Dane Forlines, 140 yds., vs. Western Carolina, Nov. 21, 2015

Opp: Karnorris Benson (Western Carolina), 121 yards, Nov. 21, 2015

...An individual rushed for 100 yards and netted 100 yards receiving?

VMI: Sean Mizzer, 106 yards rushing, 104 yards receiving, vs. Western Carolina, Nov. 2, 2002

Opp: N/A

...An individual intercepted 3 passes in a game?

VMI: Christian Kelly vs. Charleston Southern, Oct. 21, 2006

Opp: Marcus Johnson (The Citadel), Nov. 14, 1998

...An individual rushed for 3 or more touchdowns in a game?

VMI: Jabari Turner, vs. Davidson, 3, Sept. 13, 2014

Opp: Michael Eubanks (Samford), 4, Sept. 20, 2014

...An individual threw 4 or more touchdowns in a game?

VMI: Al Cobb vs. Gardner-Webb, 6, Oct. 18, 2014

Opp: Austin Gahafer (Morehead State), 4, Sept. 12, 2015

...An individual caught 3 touchdown passes in a game?

VMI: Tera Frost vs. The Citadel, Nov. 11, 2000

Opp: Karnorris Benson (Western Carolina), 4, Nov. 15, 2014

...A punt was blocked?

VMI: Tony Richardson vs. The Citadel, Nov. 22, 2014

Opp: Herve Coby (Bowling Green), Sept. 6, 2014

...A defensive 2-pt conversion was scored?

VMI: Bryant Youngblood vs. Stony Brook, Nov. 15, 2008

...A blocked field goal was returned for a touchdown?

VMI: Robert Mason, 69 yards, vs. Austin Peay, Nov. 8, 2003

...A shutout was recorded?

VMI: vs. Saint Francis (49-0), Sept. 6, 2008

Opponent: Virginia (49-0), Sept. 21, 2013



Jabari Turner ran for three scores in a win over Davidson Sept. 13, 2014.



Chris Copeland celebrates after recovering a blocked punt for a TD Sept. 13, 2014 against Davidson.

All-Conference Players

First Team All-SoCon

SEASON	NAME, CLASS, POSITION
1935,36	Jim Farley, '37, G
1937,38	Paul Shu, '39, B
1942	Joe Muha, '43, B
1945,47	Chi Mills, '48, T
1945	Lyn Chewning, '49C, B
1952	Bill Brehaney, '53, B
1953	Johnny Mapp, '54, B
1956, 57	Sam Woolwine, '58, B
1957, 58	Jim McFalls, '59, T
1957	Lou Farmer, '58, G
1957	Bobby Jordan, '58, B
1958	Jerry Borst, '59, C
1958, 59	Sam Horner, '60, B
1959, 60	Howard Dyer, '61, B
1960	Don Kern, '61, B
1960	Lou Shuba, '61, G
1962, 63	Bill Welsh, '64, T
1964	Mike Patterson, '65, DB
1964,65	John Turner, '66, DT
1965,66,67	Bob Schmalzriedt, '68, LB
1967	Bob Habasevich, '69, HB
1967,68	Bob Biddle, '69, OG
1968	Kerr Kump, '68, DB
1970	Don Cupit, '72, KS
1971	Pete Ramsey, '72, OT
1972,73,74	Andy Dearman, '75, OT
1973	Gene Williams, '74, DB
1974	Doug Hines, '76, C
1974	Ronnie Norman, '75, RB
1974,75	Ronnie Moore, '76, WR
1976,77	Ned Stepanovich, '78, DT
1976	Ed Glackin, '77, OT
1977	Andre Gibson, '78, RB
1977	Tom Replogle, '78, OG
1977	Greg Arnett, '78, DE
1977	Glen Jones, '78, LB
1977	Gary McNeal, '79, DB
1978	Bob Bookmiller, '79, OT
1977,78,79	Craig Jones, '80, KS
1979	Walt Bellamy, '80, DB
1979	John Shuman, '80, OT
1979,80,81	Floyd Allen, '82, RB
1980,81	Mike Eden, '82, DB
1981	Austin Beckham, '82, C
1981	Wade Foltz, '82, DE
1981,82	Melvin Rucker, '83, LB
1981,82	Jay Lasek, '83, OG
1982	Tom Radle, '83, TE
1984	Steve Panham, '86, TE
1985,87	Mike Mayo, '88, DB
1988	Mark Stock, '88, WR
1991,92	Lorenzo Carpenter, '93, C
1991	Mike Perfetti, '92, DT
1994, 95, 96	Thomas Haskins, '97, TB
1996	Mike Rogers, '98, LB
2000	Richard Holland, '01, DB and RS
2002	Brent Barth, '03, P
2002	Joey Gibson, '02, QB
2015	Aaron Sanders, '17, WR
	Dane Forlines, '17, KR/PR

SoCon Players of the Week

SEASON	(AWARD) - NAME, POSITION, (DATE)
1962	Donny White, back (9/29)
1963	Joe Straub, guard (9/21)
	Charlie Cole, center (10/26)
	Bill Welsh, tackle (11/28)
1965	John Turner, tackle (10/16)
	Hill Ellett, quarterback (11/6 & 11/25)
1966	Don Taylor, guard (9/17)
1967	Charlie Bishop, quarterback (9/16)
	Kerr Kump, defensive back (11/11)
1968	Paul Fraim, defensive back (10/5)

	John Griffin, linebacker (11/9)
1970	Jerry Acuff, defensive tackle (9/12)
1971	Mac Bowman, tailback (9/18)
1972	Mac Bowman, tailback (11/4)
	Phil Upton, middle guard (11/18)
1973	Gene Williams, defensive back (10/6)
1974	Ronnie Moore, wide receiver (9/28)
	John Willison, linebacker (10/5)
	Phil Upton, middle guard (10/12 & 11/23)
1975	Glen Jones, linebacker (9/13)
	Ronnie Moore, wide receiver (9/27)
1976	Greg Arnett, defensive end (10/30)
1977	Craig Jones, placekicker (9/10)
	Andre Gibson, tailback (10/8)
	Gary McNeal, defensive back (10/15)
	Robby Clark, quarterback (11/5)
1978	Mike Alston, defensive back (10/14)
1979	Floyd Allen, tailback (10/6) & (10/27)
1980	Bruce Kitchen, linebacker (9/6)
	Melvin Rucker, linebacker (9/13) & (11/15)
	Chris Timmons, defensive tackle (10/18)
1981	Melvin Rucker, linebacker (11/14) & (11/21)
	Floyd Allen, tailback (9/12) & (10/24)
	Leslie Dunnaville, defensive back (9/19)
1982	Tom Radle, tight end (9/11)
	Barry Smith, defensive end (11/13)
1985	Mike Mayo, defensive back (10/12)
	Al Comer, quarterback (10/26)
1986	David Brown, quarterback (10/11)
	Mark Stock, wide receiver (11/22)
1988	Jeff Barnes, defensive end (10/24)
	Wayne Purcell, linebacker (11/19)
1989	Raymond Flowers, linebacker (11/11)
	(freshman) - Tony Scales, quarterback (9/16)
	(freshman) - Dewayne Arkadie, defensive back (11/18)
1990	Tony Scales, quarterback (9/15 & 10/13)
	(freshman) - Butch Jennings, fullback (9/1)
1991	Tony Scales, quarterback (9/7 & 9/14)
	Dewayne Arkadie, defensive back (9/28)
	(freshman) - Tim Williams, defensive back (9/7)
1992	(freshman) - Terry Tucker, strong safety (9/19)
	(freshman) - Marlon Anderson, wide receiver, (9/26)
	(freshman) - Marlon Anderson, wide receiver (11/21)
1993	(freshman) - Thomas Haskins, halfback (11/6)
	Thomas Haskins, halfback (11/13)
1994	Thomas Haskins, tailback (9/3)
	Thomas Haskins, tailback (11/19)
1995	Thomas Haskins, tailback (9/9)
	Kelly Cook, linebacker (9/16)
	Thomas Haskins, tailback (10/14)
1996	Thomas Haskins, tailback (10/14)
	Thomas Haskins, tailback (11/16)
	Mike Rogers, linebacker (11/16)
1998	(freshman)-Aaron Mitchell, quarterback (10/10)
	(freshman) - Aaron Mitchell, quarterback (10/24)
1999	(freshman) - Matthew Kluk, nose tackle (10/2)
2000	Joey Gibson, quarterback (11/13)
2001	(freshman) - Titus Green, slotback (9/30)
	Derik Screen, linebacker (10/13)
2002	(freshman) Donnie Johnston, tight end (9/2)
	Joey Gibson, quarter back (9/9)
	(freshman) - Gary Price, slotback (10/14)
	(freshman) - Sean Mizzer, running back (10/21)
	(freshman) - Sean Mizzer, running back (11/4)
	Chris Walsh, linebacker (11/18)
2014	(freshman) - Al Cobb, quarterback (9/1)
	(offense) - Aaron Sanders (9/15)
	(student-athlete) - Chris Copeland (9/17)
	(freshman) - Al Cobb (10/20)
	(freshman) - Al Cobb (11/3)
	(freshman) - Al Cobb (11/24)
2015	(special teams) - Dillion Christopher (9/14)
	(offense) - Aaron Sanders (10/26)

First Team All-Big South

SEASON	NAME, CLASS, POSITION
2003,06	Sean Mizzer, '06, RB
2003	Sam Brown, '04, OL
2003,05	Vicheal Foxx, '05, DT
2003	Derik Screen, '04, LB
2003	Musa Sarki, '04, DB
2003	Matt Sharpe, '04, PK
2004,05	Zohn Burdun, '06, WR
2004,05	Justin Huggard '06, LB
2004,05	Robert Mason '06, DB
2004	Ross Booth '05, LS
2005	Jeremy Ward '06, OL
2006	Eric Hall, '06, DL
2006	Jamaal Walton, '06, DB
2007	Tommy Lloyd, '08, DE
2007	Tim Maypray, '09, KR
2009	Tim Maypray, '10, PR
2010	Josh Wine, '11, DT
2010	Michael Rainey-Wiles, '11, PR/KR
2010	A.J. Gross, '12, LB
2011	A.J. Gross, '12, LB
2011	Rob Bailey, '12, OL
2012	Charlie Jones '13, DL

Big South Players of the Week

SEASON	(AWARD) - NAME, POSITION, (DATE)
2003	(freshman) - Adam Peters, punter, (8/30)
	(offense) - Sean Mizzer, running back (9/6)
	(defense) - Vicheal Foxx, defensive tackle (10/4)
	(defense) - Justin Huggard, linebacker (10/11)
	(special teams) - Matt Sharpe, placekicker (10/18)
	(defense) - Derik Screen, linebacker (10/25)
	(special teams) - Matt Sharpe, placekicker (11/11)
2004	(defense) - Justin Huggard, linebacker (9/20)
	(defense) - Robert Mason, defensive back (10/18)
	(defense) - Robert Mason, defensive back (11/22)
	(special teams) - Barrett Way, placekicker (11/8)
2005	(offense) - Jonathan Wilson, quarterback (9/5)
	(defense) - Justin Huggard, linebacker (9/19)
	(defense) - Robert Mason, defensive back (9/26)
	(defense) - Justin Huggard, linebacker (10/3)
	(offense, Co-) - Jonathan Wilson, quarterback (10/3)
	(defense) - Todd Baldwin, linebacker (10/10)
	(special teams Co-) - Barrett Way, placekicker (10/24)
2006	(offense) - Sean Mizzer, running back (9/4)
	(defense) - Jamaal Walton, defensive back (9/4)
	(freshman) - Tim Maypray, slotback (10/9)
	(freshman) - Tim Maypray, slotback (10/16)
	(freshman) - Christian Kelly, defensive back (10/23)
	(freshman) - Kyle Hughes, quarterback (11/20)
2007	(defense) - Joe Taylor, linebacker (9/3)
	(offense) - Kyle Hughes, quarterback (10/1)
	(freshman) - Bryan Barnson - wide receiver (10/1)
	(offense) - Tim Maypray - slotback (10/15)
	(offense) - Tim Maypray - slotback (11/5)
	(special teams) - Tim Maypray - slotback (11/19)
2008	(offense) - Tim Maypray - quarterback (9/8)
	(special teams) - Greg Stevens - kicker (9/22)
	(offense) - Tim Maypray - quarterback (10/13)
	(defense) - A.J. Gross - linebacker (10/13)
	(offense) - Tim Maypray - quarterback/slotback (11/24)
2009	(special teams Co-) - Tim Maypray - punt ret. (10/6)
	(offense) - Howard Abegeash - running back (10/26)
	(defense) - Emilio Calvin - defensive end (10/26)
2010	(special teams) - Michael Rainey-Wiles - PR (9/6)
	(defense) - A.J. Gross - linebacker (10/4)
2011	(defense Co-) - Byron Allen - linebacker (10/17)
	(offense) - Eric Kordenbrock - quarterback (11/7)
2012	(defense) Adam Morgan, safety (10/8)
2013	(offense) - Eric Kordenbrock - quarterback (9/9)
	(freshman) - Matthew Nicholson - wide receiver (9/30)
	(special teams) - Dillon Christopher - kicker (11/11)


Records - Scoring




Thomas Haskins
308 Career Points



Tim Maypray
228 Career Points



Craig Jones
221 Career Points



Sean Mizzer
186 Career Points

Career Leaders - Scoring

Most Points Scored

Thomas Haskins.....	308.....	1993-96
Kyle Hughes.....	236.....	2006-09
Tim Maypray.....	228.....	2006-09
Craig Jones.....	221.....	1976-79
Sean Mizzer.....	186.....	2002-06
Matt Sharpe.....	176.....	2001-03
Floyd Allen.....	176.....	1978-81
Dillon Christopher	167.....	2013-15
Marcus Mines.....	164.....	1989-92
Mike Harris.....	154.....	1995-98

Most Touchdowns

Thomas Haskins.....	50.....	1993-96
Tim Maypray.....	38.....	2006-09
Sean Mizzer.....	31.....	2002-06
Floyd Allen.....	29.....	1978-81
Marcus Mines.....	27.....	1989-92
Mark Stock.....	20.....	1985-88
Tony Scales.....	19.....	1989-92
Chaz Jones.....	19.....	2008-11
Kim Glidewell.....	18.....	1973-76
Bobby Jordan.....	18.....	1954-57
Ronnie Moore.....	17.....	1972-75
Howard Dyer.....	17.....	1958-60
Derrick Ziglar.....	17.....	2012-15

Most Touchdowns Responsible For (Includes TD Passes)

Thomas Haskins.....	53.....	1993-96
Joey Gibson.....	47.....	1999-2002
Jonathan Wilson.....	42.....	2003-06
Tim Maypray.....	42.....	2006-09
Howard Dyer.....	39.....	1958-60
Kyle Hughes.....	39.....	2006-09
Al Cobb.....	38.....	2014-15

Most Points Responsible For

Thomas Haskins.....	326.....	1993-96
Joey Gibson.....	286.....	1999-2002
Howard Dyer.....	256.....	1958-60
Tim Maypray.....	256.....	2006-09
Jonathan Wilson.....	256.....	2003-06

Most Points Scored by Kicking

Craig Jones.....	221.....	1976-79
Matt Sharpe.....	176.....	2001-03
Dillon Christopher	167.....	2013-15
Mike Harris.....	154.....	1995-98
Wade Hawkins.....	146.....	1987-90
Barrett Way.....	142.....	2004-06
Jeff Sexton.....	140.....	2009-12

Most 2-Pt. Conversions Scored

Don Kern.....	6.....	1958-60
Three Tied.....	4.....	

Most 2-Pt. Conversions Attempted

Howard Dyer.....	27.....	1958-60
Bobby Mitchell.....	12.....	1959-61

Most Kick PAT's Made

Matt Sharpe.....	95.....	2001-03
Dillon Christopher	86.....	2013-15
Jeff Sexton.....	86.....	2009-12
Mike Harris.....	73.....	1995-98
Craig Jones.....	56.....	1976-79
Barrett Way.....	55.....	2004-06
Wade Hawkins.....	53.....	1987-90
Mike Harris.....	51.....	1995-96
Greg Stevens.....	48.....	2008

Most Kick PAT's Attempted

Matt Sharpe.....	101.....	2001-03
Dillon Christopher	92.....	2013-15
Jeff Sexton.....	92.....	2009-12
Mike Harris.....	78.....	1995-98
Barrett Way.....	61.....	2004-06
Craig Jones.....	60.....	1976-79
Wade Hawkins.....	57.....	1987-90
Mike Harris.....	56.....	1995-96
Two Tied.....	50.....	

Most Field Goals Made

Craig Jones.....	55.....	1976-79
Wade Hawkins.....	31.....	1987-90
Barrett Way.....	29.....	2004-06
Dillon Christopher	27.....	2013-15
Matt Sharpe.....	27.....	2001-03
Mike Harris.....	27.....	1995-98
Jeff Sexton.....	18.....	2009-12
Mike Cole.....	17.....	1971-73
Geoff Goff.....	16.....	1991-94
Lee Wimbish.....	16.....	1980-83

Most Field Goals Attempted

Craig Jones.....	83.....	1976-79
Wade Hawkins.....	52.....	1987-90
Mike Harris.....	48.....	1995-98
Dillon Christopher	43.....	2013-15
Matt Sharpe.....	38.....	2001-03
Barrett Way.....	37.....	2004-06
Jeff Sexton.....	35.....	2009-12
Lee Wimbish.....	32.....	1980-83
Mike Cole.....	32.....	1971-73

Highest Field Goal Pct. (min. 20 att.)

Barrett Way.....	78.4%.....	2004-06
Rick Tufaro.....	71.4%.....	1974-75
Matt Sharpe.....	71.1%.....	2001-03
Craig Jones.....	66.3%.....	1976-79
Dillon Christopher	62.8%.....	2013-15

Single-Season Leaders

Individual

Most Points Scored

Thomas Haskins.....	106.....	1995
Thomas Haskins.....	92.....	1996
Matt Sharpe.....	91.....	2003
Johnny Mapp.....	78.....	1953
Floyd Allen.....	78.....	1981
Tim Maypray.....	78.....	2008

Most Points Responsible for

Joey Gibson.....	146.....	2002
Howard Dyer.....	138.....	1960
Al Cobb.....	132.....	2014
Jonathan Wilson.....	108.....	2003
Two Tied.....	106.....	

Most Touchdowns Scored

Thomas Haskins.....	17.....	1995
Thomas Haskins.....	15.....	1996
Johnny Mapp.....	13.....	1953
Floyd Allen.....	13.....	1981
Tim Maypray.....	13.....	2008

Most Touchdowns Responsible for

Joey Gibson.....	24.....	2002
Al Cobb.....	22.....	2014
Howard Dyer.....	20.....	1960
Jonathan Wilson.....	18.....	2003
Four Tied.....	17.....	

Most PAT's by Placement

Greg Stevens.....	48.....	2008
Matt Sharpe.....	40.....	2003
Matt Sharpe.....	37.....	2002
Dillon Christopher.....	33.....	2014
Mike Harris.....	29.....	1995
Dillon Christopher.....	28.....	2013
Patrick Sweeney.....	27.....	2007
Jeff Sexton.....	26.....	2009
Dillon Christopher	25.....	2015

Most 2-pt Conversions, Running

Sam Horner.....	3.....	1958
-----------------	--------	------

Most 2-pt Conversion, Passing

Howard Dyer.....	9.....	1960
------------------	--------	------

Most 2-pt Conversions, Receiving

John Hence.....	3.....	1967
Dick Willard.....	3.....	1960
Don Kern.....	3.....	1960

Team

Most Touchdowns Scored	51.....	2008
Fewest Touchdowns Scored	9.....	1971 & 1997
Most Points Scored	378.....	2008
Fewest Points Scored	77.....	1999

Single-Game Leaders

Individual

Most Points Scored

Thomas Haskins	28	Liberty, 1995
Bobby Jordan	28	Stetson, 1956
Tim Maypray	24	Presbyterian, 2008
Thomas Haskins	24	The Citadel, 1996
Stinson Jones	24	Buffalo, 1961
Donn Kern	24	George Washington, 1960
Johnny Mapp	24	Catawba, 1953

Most Points Responsible For

Al Cobb	38	Gardner-Webb, 2014
Tony Scales	34	William & Mary, 1990
Dave Brown	30	The Citadel, 1986
Bobby Mitchell	30	Buffalo, 1961
Two Tied	28	

Most Touchdowns Scored

Tim Maypray	4	Presbyterian, 2008
Thomas Haskins	4	The Citadel, 1996
Thomas Haskins	4	Liberty, 1995
Donn Kern	4	George Washington, 1960
Stinson Jones	4	Buffalo, 1961
Bobby Jordan	4	Stetson, 1956
Johnny Mapp	4	Catawba, 1953

Most Touchdowns Responsible For

Al Cobb	6	Gardner-Webb, 2014
Tony Scales	5	William & Mary, 1990
Dave Brown	5	The Citadel, 1986
Bobby Mitchell	5	Buffalo, 1961
11 Players	4	

Most Rushing Touchdowns

Thomas Haskins	4	Liberty, 1995 & The Citadel, 1996
----------------	---	-----------------------------------

Most Touchdown Passes Caught

Teray Frost	3	Morehead State, 1998
Dan Lyle	3	William & Mary, 1990
Stinson Jones	3	Buffalo, 1961
Dick Evans	3	Davidson, 1959
Dick Evans	3	George Washington, 1959

Most PAT Placements Scored

Greg Stevens	9	Chowan, 2008
David Tyler	8	Central Florida, 1982

Most Points Via Conversions (all methods)

Greg Stevens	9	Chowan, 2008
David Tyler	8	Central Florida, 1982

Most 2-point Conversions Rushing

Thomas Haskins	2	Liberty, 1995
Tony Scales	2	William & Mary, 1990
Donn Kern	2	The Citadel, 1959

Most 2-point Conversions Passing

Howard Dyer	3	Virginia, 1960
-------------	---	----------------

Most 2-point Conversions Receiving

John Hince	2	Davidson, 1967
------------	---	----------------

Most Field Goals

Craig Jones	5	William & Mary, 1977
Matt Sharpe	4	Coastal Carolina, 2003
Matt Sharpe	4	Gardner-Webb, 2003
Craig Jones	4	Appalachian State, 1976
Barrett Way	3	Gardner-Webb, 2005
Matt Sharpe	3	Charleston Southern, 2003
Wade Hawkins	3	East Tennessee State, 1989
Lee Wimbish	3	Furman, 1980
Craig Jones	3	Richmond, 1978
Donn Cupit	3	The Citadel, 1970

Highest Field Goal Percentage (min. 3 att.)


Craig Jones	100% (5-5)	William & Mary, 1977
Matt Sharpe	100% (4-4)	Gardner-Webb, 2003
Geoff Goff	100% (4-4)	Appalachian State, 1994
Barrett Way	100% (3-3)	Charleston Southern, 2006
Barrett Way	100% (3-3)	Gardner-Webb, 2005
Craig Jones	100% (3-3)	Richmond, 1978
Lee Wimbish	100% (3-3)	Furman, 1980
Wade Hawkins	100% (3-3)	East Tennessee State, 1989

Team

Most Points Scored	69	Central Florida, 1982 & Chowan, 2008
Most Touchdowns Scored	10	Central Florida, 1982 & Chowan, 2008
Most Safeties Scored	1	14 Times, Last Gardner-Webb, 2009
Most PAT Placements Scored	9	Central Florida, 1982 & Chowan, 2008
Most 2 pt. Conversions	4	Davidson, 1967
Most 2 pt. Conv. - rushing	3	UT-Chattanooga, 1992
Most 2 pt. Conv. - passing	3	Virginia, 1960
Most Points Via Conversions	10	Davidson, 1967
Most Field Goals	5	William & Mary, 1977
Largest Victory Margin	69	Central Florida, 1982
Largest Losing Margin	67	Cincinnati, 1953




(Right) Lee Wimbish (1980-83) equaled a school record by converting all three field goals he attempted against Furman as a freshman.



(Left) Floyd Allen (1978-81) scored 30 touchdowns in his career and ranks among the top five in career scoring, touchdowns, rushing yards, rushing attempts and 100-yard rushing games.

Records - Rushing



Thomas Haskins (1993-96) is VMI's all-time leading rusher (5,349 yards) and holds 21 school records.

1,000 Yard-Club

	YEAR	ATT.	YARDS
Thomas Haskins	1996	286	1,698
Thomas Haskins	1995	248	1,548
Thomas Haskins	1994	258	1,509
Floyd Allen	1980	291	1,276
Tim Maypray	2008	195	1,266
Floyd Allen	1979	265	1,249
Sean Mizzer	2003	207	1,244
Andre Gibson	1977	256	1,218
Howard Abegesah	2007	223	1,121
Tony Scales	1991	185	1,105
Ronnie Norman	1974	205	1,045
Sean Mizzer	2006	209	1,022

Year-By-Year Leaders

YEAR	PLAYER	ATT	YARDS
1953	John Mapp	114	656
1954	Nick Servidio	124	534
1955	Sam Woolwine	100	480
1956	Sam Woolwine	107	507
1957	Sam Woolwine	105	531
1958	Sam Horner	102	612
1959	John Traynham	92	491
1960	Stinson Jones	82	289
1961	Stinson Jones	60	256
1962	Bill Davis	81	316
1963	Chuck Beale	61	284
1964	Granville Amos	68	312
1965	Tom Slater	123	489
1966	Bob Habasevich	80	317
1967	Bob Habasevich	187	663
1968	Tom Sowers	221	792
1969	Tom Sowers & Tom Byer	68	162
1970	Mac Bowman	117	360
1971	Mac Bowman	224	732
1972	Mac Bowman	161	641
1973	Bruce Torbett	118	407
1974	Ronnie Norman	205	1,045
1975	Kim Glidewell	197	643
1976	Andre Gibson	121	566
1977	Andre Gibson	256	1,218
1978	Butch Hostetter	157	636
1979	Floyd Allen	265	1,249
1980	Floyd Allen	291	1,276
1981	Floyd Allen	264	861
1982	Stan Bass	197	680
1983	Trent Bridges	162	630
1984	Trent Bridges	132	455
1985	Dan Monahan	91	432
1986	Trent Bridges	68	283
1987	Joe France	108	395
1988	Scott Council	180	557
1989	Marcus Mines	118	638
1990	Tony Scales	134	544
1991	Tony Scales	185	1,105
1992	Tony Scales	147	577
1993	Thomas Haskins	106	594
1994	Thomas Haskins	258	1,509
1995	Thomas Haskins	248	1,548
1996	Thomas Haskins	286	1,698
1997	Avi Hopkins	157	623
1998	Gene Cauthen	93	351
1999	Gene Cauthen	78	298
2000	Gene Cauthen	143	566
2001	Gene Cauthen	187	710
2002	John Bell	136	522
2003	Sean Mizzer	207	1,244
2004	Sean Mizzer	176	729
2005	Nat Jackson	153	622
2006	Sean Mizzer	209	1,022
2007	Howard Abegesah	223	1,121
2008	Tim Maypray	195	1,266
2009	Howard Abegesah	171	954
2010	Chaz Jones	133	502
2011	Chaz Jones	157	629
2012	Jabari Turner	110	375
2013	Derrick Ziglar	148	768
2014	Deon Watts	113	502
2015	Derrick Ziglar	103	476

Career Leaders

Most Net Rushing Yards

Thomas Haskins	5,349	1993-96
Sean Mizzer	3,733	2002-06
Floyd Allen	3,569	1978-81
Howard Abegesah	2,860	2006-09
Tony Scales	2,475	1989-92
Tim Maypray	2,456	2006-09
Marcus Mines	2,430	1989-92
Kim Glidewell	2,168	1973-76
Andre Gibson	2,097	1974-77

Most Rushing Attempts

Thomas Haskins	898	1993-96
Floyd Allen	860	1978-81
Sean Mizzer	741	2002-06
Kim Glidewell	614	1973-76
Tony Scales	562	1989-92
Howard Abegesah	512	2006-09

Most Rushing Touchdowns

Thomas Haskins	50	1993-96
Sean Mizzer	27	2002-06
Floyd Allen	27	1978-81
Marcus Mines	26	1989-92
Tim Maypray	22	2006-09
Tony Scales	19	1989-92
Chaz Jones	18	2008-11

Kim Glidewell	18	1973-76
Howard Abegesah	16	2006-09
Sam Horner	16	1956-59

Most 100 Yd. Rushing Games

Thomas Haskins	24	1993-96
Sean Mizzer	18	2002-06
Floyd Allen	17	1978-81
Howard Abegesah	13	2006-09
Andre Gibson	9	1974-77
Ronnie Norman	9	1972-74

Most 200 Yd. Rushing Games

Thomas Haskins	10	1993-96
Tony Scales	2	1989-92

Most Consecutive 100 Yd. Rushing Games

Floyd Allen	6	1980
Thomas Haskins	5	1996
Sean Mizzer	4	2003
Andre Gibson	4	1977
Five people	3	

Single-Season Leaders

Individual

Most Rushing Attempts

Floyd Allen2911980
Thomas Haskins2861996
Floyd Allen2651979

Most Yards Gained Rushing

Thomas Haskins1,6981996
Thomas Haskins1,5481995
Thomas Haskins1,5091994
Floyd Allen1,2761980
Tim Maypray1,2662008
Floyd Allen1,2491979
Sean Mizzer1,2442003

Most Rushing Touchdowns

Thomas Haskins171995
Thomas Haskins151996
Tim Maypray122008
Floyd Allen121981

Most 100 Yard Rushing Games

Thomas Haskins81996
Floyd Allen81980
Sean Mizzer72003
Thomas Haskins71995
Thomas Haskins71994
Floyd Allen71979
Ronnie Norman71974

Most 200 Yard Rushing Games

Thomas Haskins41996
----------------	--------	-----------

Team

Most Rushing Attempts7031991
Fewest Rushing Attempts3452001
Most Net Rushing Yards3,9322008
Fewest Net Rushing Yards6911969
Most Rushing Touchdowns372008
Fewest Rushing Touchdowns31988, 1999

200-Yard Games

277Thomas HaskinsThe Citadel, 1996
266Thomas HaskinsChattanooga, 1996
251Thomas HaskinsRichmond, 1994
250Thomas HaskinsThe Citadel, 1994
246Floyd AllenFurman, 1979
241Thomas HaskinsAppalachian State, 1996
235Tim MayprayPresbyterian, 2008
227Thomas HaskinsChattanooga, 1996
225Thomas HaskinsAppalachian State, 1994
224Thomas HaskinsThe Citadel, 1993
215Tim SowersDavidson, 1968
210Thomas HaskinsRichmond, 1996
209Marcus MinesWest Virginia Tech, 1992
206Sean MizzerDavidson, 2003
205Tony ScalesAppalachian State, 1991
204Tony ScalesRichmond, 1991
200Thomas HaskinsAppalachian State, 1995



Sean Mizzer (2002-06) ranks second in VMI's record book with 3,733 career rushing yards and led the Keydets in rushing for three seasons.

Single-Game Leaders

Individual

Most Rushing Attempts

Tom Sowers52Davidson, 1968
Floyd Allen44Western Carolina, 1981
Thomas Haskins39Appalachian State, 1996
Floyd Allen39Furman, 1979
Floyd Allen38William & Mary, 1980
Thomas Haskins38Appalachian State, 1996

Three Players Each 100 Yards Rushing

H. Abegesah (157), K. Hughes (136), J. Robinson (100)Robert Morris, 2007
T. Scales (167), M. Mines (113), S. Council (110)East Tennessee State, 1991

Two Players Each 100 Yards Rushing

Howard Abegesah (112), Cam Jones (100)Army, 2009
Tim Maypray (235), Howard Abegesah (151)Presbyterian, 2008
Tim Maypray (116), Zach Collins (112)Saint Francis, 2008
Sean Mizzer (206), T.J. Snelling (109)Davidson, 2003
T.J. Snelling (135), Sean Mizzer (121)Liberty, 2002
Thomas Haskins (227), Jason White (101)Chattanooga, 1996
Tony Scales (204), Scott Council (191)Richmond, 1991
Tony Scales (161), Marcus Mines (112)Western Carolina, 1991
Floyd Allen (190), Butch Hostetter (101)Appalachian State, 1979
Ronnie Norman (121), Kim Glidewell (157)William and Mary, 1974
Ronnie Norman (173), Kim Glidewell (114)Colgate, 1974

Team

Most Rushing Attempts90East Tennessee State, 1990
Fewest Rushing Attempts18Richmond, 2013
Most Net Rushing Yards531Richmond, 1991
Fewest Net Rushing Yards-18East Tennessee State, 2000
Most Rushing Touchdowns10Central Florida, 1982

Records - Passing



Joey Gibson (1999-2002) is VMI's career leader in passing touchdowns with 38 and ranks third in yards with 5,607.

Career Leaders

Most Passing Yards		Pass Efficiency	
Eric Kordenbrock6,142.....2010-13		Howard Dyer139.74.....1958-60	
Al Cobb5,707.....2014-15		(149/286, 2453 yds., 22 TD, 14 int.)	
Joey Gibson.....5,607.....1999-2002		Al Cobb126.10.....2014-15	
Dave Brown.....5,603.....1985-88		(507/827, 5707 yds., 34 TD, 28 int.)	
Jonathan Wilson.....5,096.....2003-06		Dave Brown117.18.....1985-88	
		(416/780, 5603 yds., 28 TD, 44 int.)	
Most Completions		Most Touchdown Passes	
Eric Kordenbrock.....567.....2010-13		Joey Gibson.....38.....1999-2002	
Al Cobb505.....2014-15		Al Cobb34.....2014-15	
Joey Gibson.....465.....1999-2002		Eric Kordenbrock32.....2010-13	
Jonathan Wilson.....419.....2003-06		Dave Brown.....28.....1985-88	
Dave Brown.....416.....1985-88		Jonathan Wilson.....28.....2003-06	
Most Attempts		Most 200 Yard Passing Games	
Eric Kordenbrock1,032.....2010-13		Al Cobb15.....2014-15	
Joey Gibson908.....1999-2002		Joey Gibson.....13.....1999-2002	
Al Cobb827.....2014-15		Eric Kordenbrock13.....2010-13	
Dave Brown.....780.....1985-88		Jonathan Wilson12.....2003-06	
Al Lester.....746.....1994-97		Dave Brown8.....1985-88	
Highest Completion Percentage		Most 300 Yard Passing Games	
Al Cobb61.1%.....2014-15		Al Cobb10.....2014-15	
Jonathan Wilson.....58.1%.....2003-06		Eric Kordenbrock4.....2010-13	
Eric Kordenbrock53.9%.....2010-13		Joey Gibson3.....1999-2002	
Dave Brown.....53.3%.....1985-88		Dave Brown3.....1985-88	
Howard Dyer.....52.1%.....1958-60			
		Most Interceptions Thrown	
		Dave Brown44.....1985-88	
		Tom Schultze43.....1972-73	
		Al Comer39.....1982-85	

Single-Season Leaders

Individual

Highest Pass Efficiency	
Howard Dyer.....175.20.....1959	
(55/105, 1,072 yds, 13 TD, 2 int)	
Dave Brown.....133.28.....1986	
(106/209, 1,995 yds, 10 TD, 14 int)	
Al Cobb.....128.90.....2014	
(269/438, 2,971 yds., 20 TD, 10 int)	
Most Passes Attempted	
Al Cobb.....438.....2014	
Al Comer.....348.....1985	
Joey Gibson.....348.....2002	
Eric Kordenbrock.....344.....2012	
Eric Kordenbrock.....335.....2011	
Most Passes Completed	
Al Cobb.....269.....2014	
Al Cobb238.....2015	
Eric Kordenbrock.....193.....2012	
Al Comer.....185.....1985	
Jonathan Wilson.....184.....2005	
Most Yards Gained Passing	
Al Cobb.....2,971.....2014	
Al Cobb2,736.....2015	
Al Comer.....2,380.....1985	
Joey Gibson.....2,328.....2002	
Jonathan Wilson.....2,260.....2003	
Most TD Passes Thrown	
Al Cobb.....20.....2014	
Joey Gibson.....17.....2002	
Al Cobb14.....2015	
Dave Brown.....13.....1988	
Howard Dyer.....13.....1959	

Best Pass Completion %

Kirk Montealeone63.3% (76-120).....2004
Jonathan Wilson62.4% (184-295).....2005
Al Cobb61.4% (269-438).....2014
Al Cobb61.2% (238-389).....2015
A.J. Augustine58.9% (93-158).....2013
Eric Kordenbrock57.3% (137-239).....2013
Jonathan Wilson56.8% (168-296).....2003
Eric Kordenbrock56.1% (193-344).....2012
Dave Brown.....55.3% (126-228).....1987

Most 200 Yard Passing Games

Al Cobb9.....2014
Joey Gibson7.....2002
Al Cobb6.....2015
Jonathan Wilson6.....2003
Al Comer.....5.....1985
Eric Kordenbrock5.....2012
Four Tied4

Team

Most Passes Attempted472.....2014
Fewest Passes Attempted86.....2008
Most Passes Completed285.....2014
Fewest Passes Completed27.....1955
Most Touchdown Passes21.....2014
Fewest Touchdown Passes0.....1989
Most Yards Gained Passing3,250.....2014
Fewest Yards Gained Passing438.....1955

1,000 Yard-Club

	YEAR	CMP - ATT	YARDS
Al Cobb	2014	269 - 438	2,971
Al Comer	1985	185 - 348	2,380
Joey Gibson	2002	181 - 348	2,328
Jonathan Wilson	2003	168 - 296	2,260
Dave Brown	1988	178 - 329	2,141
Eric Kordenbrock	2012	193 - 344	2,008
Dave Brown	1986	106 - 209	1,995
Jonathan Wilson	2005	184 - 295	1,861
Eric Kordenbrock	2011	170 - 335	1,792
Tommy Schultze	1972	120 - 242	1,728
Eric Kordenbrock	2013	137 - 239	1,619
Joey Gibson	2001	144 - 276	1,572
Kelly Raber	1981	110 - 215	1,450
Joey Gibson	2000	120 - 236	1,439
Tommy Schultze	1973	116 - 242	1,400
Dave Brown	1987	126 - 228	1,368
Tony Scales	1992	69 - 153	1,312
Hill Ellett	1966	105 - 205	1,281
Kelly Raber	1982	115 - 231	1,256
Hill Ellett	1965	98 - 210	1,254
Howard Dyer	1960	87 - 168	1,222
Dan Fritz	1980	83 - 186	1,202
Mark Lambert	1975	100 - 188	1,176
Murphy Sprinkel	1968	81 - 222	1,163
Al Lester	1995	100 - 207	1,159
A.J. Augustine	2013	93 - 158	1,149
Al Lester	1994	96 - 224	1,107
Al Comer	1983	97 - 214	1,109
Kyle Hughes	2007	58 - 113	1,097
Howard Dyer	1959	55 - 105	1,072
Murphy Sprinkel	1969	95 - 287	1,004

Year-By-Year Leaders

YEAR	PLAYER	COMP - ATT	YARDS
1953	David Woolwine	32 - 78	440
1954	David Woolwine	35 - 105	530
1955	Bill Nebraska	14 - 49	216
1956	Duke Johnston	41 - 101	653
1957	Duke Johnston	37 - 90	520
1958	Bill Nebraska	26 - 67	497
1959	Howard Dyer	55 - 105	1,072
1960	Howard Dyer	87 - 168	1,222
1961	Bobby Mitchell	69 - 162	949
1962	Mark Mulrooney	24 - 68	263
1963	Butch Nunnally	53 - 124	744
1964	Charlie Snead	65 - 133	899
1965	Hill Ellett	92 - 210	1,254
1966	Hill Ellett	105 - 205	1,281
1967	Russ Quay	75 - 151	912
1968	Murphy Sprinkel	81 - 222	1,163
1969	Murphy Sprinkel	95 - 187	1,004
1970	Gary Shope	38 - 114	462
1971	Vern Beitzel	77 - 204	934
1972	Tommy Schultze	120 - 242	1,728
1973	Tommy Schultze	116 - 242	1,400
1974	Tony Farry	51 - 117	609
1975	Mark Lambert	100 - 188	1,176
1976	Robby Clark	40 - 96	516
1977	Robby Clark	54 - 105	867
1978	Robby Clark	70 - 173	872
1979	John Bangley	62 - 122	791
1980	Dan Fritz	83 - 186	1,202
1981	Kelly Raber	110 - 215	1,450
1982	Kelly Raber	115 - 231	1,256
1983	Al Comer	97 - 214	1,109
1984	Jim Daly	60 - 124	614
1985	Al Comer	185 - 348	2,380
1986	Dave Brown	106 - 209	1,995
1987	Dave Brown	126 - 228	1,368
1988	Dave Brown	178 - 329	2,141
1989	Tony Scales	16 - 43	337
1990	Tony Scales	39 - 93	751
1991	Tony Scales	30 - 82	613
1992	Tony Scales	69 - 153	1,312
1993	Spike Johnson	29 - 74	377
1994	Al Lester	96 - 224	1,107
1995	Al Lester	100 - 207	1,159
1996	Al Lester	77 - 146	765
1997	Al Lester	63 - 159	686
1998	Aaron Mitchell	53 - 102	916
1999	Joey Gibson	20 - 48	268
2000	Joey Gibson	120 - 236	1,439
2001	Joey Gibson	144 - 276	1,572
2002	Joey Gibson	181 - 348	2,328
2003	Jonathan Wilson	108 - 296	2,260
2004	Kirk Montealeone	76 - 120	808
2005	Jonathan Wilson	184 - 295	1,861
2006	Jonathan Wilson	45 - 92	759
2007	Kyle Hughes	58 - 113	1,097
2008	Kyle Hughes	21 - 52	478
2009	Kyle Hughes	47 - 99	697
2010	Cameron Jones	84 - 172	831
2011	Eric Kordenbrock	170 - 335	1,792
2012	Eric Kordenbrock	193 - 344	2,008
2013	Eric Kordenbrock	137 - 239	1,619
2014	Al Cobb	269 - 438	2,971

Single-Game Leaders

Individual

Highest Pass Efficiency (10-19 atts.)

Tony Scales404.79William & Mary, 1990
(9/12, 314 yds., 4TDs, 0 int)

Highest Pass Efficiency (20-29 atts.)

Dave Brown230.40The Citadel, 1986
(8/20, 320 yds., 4 TDs, 1 int)

Highest Pass Efficiency (30+ atts.)

Hill Ellett191.93Virginia, 1966
(22/32, 274 yds., 4 TDs, 0 int)

Most Passes Completed

Al Cobb**35****Wofford, 2015**
Al Cobb34Gardner-Webb, 2014
Eric Kordenbrock34Robert Morris, 2013
Al Cobb**33****Ball State, 2015**
Eric Kordenbrock31Liberty, 2011
Al Cobb30Mercer, 2014
Al Cobb**28****Mercer, 2015**
Kirk Montealeone27Liberty, 2004
Eric Kordenbrock27North Greenville, 2013
Al Cobb**27****Bucknell, 2014**

Most Passes Attempted

Joey Gibson57East Tennessee State, 2001
Dave Brown55Marshall, 1988
Al Cobb53Gardner-Webb, 2014
Al Cobb**52****Wofford, 2015**
Eric Kordenbrock51Robert Morris, 2013
Murphy Sprinkel49Boston College, 1968
Al Cobb**47****Ball State, 2015**
Eric Kordenbrock47Liberty, 2011
Al Cobb**45****Western Carolina, 2014**
Joey Gibson45Wofford, 2001

Highest Completion Percentage (At least 10 atts.)

Mark Lambert90.0% (9-10)Virginia, 1975

Highest Completion Percentage (11-19 atts.)

Jonathan Wilson83.3% (15-18)Davidson, 2005

Highest Completion Percentage (20-29 atts.)

Al Comer72.7% (16-22)East Tennessee State, 1983

Highest Completion Percentage (30+ atts.)

Eric Kordenbrock71.9% (23-32)Presbyterian, 2012

Most Yards Gained Passing

Dave Brown422Appalachian State, 1986
Al Cobb**399****Ball State, 2015**
Al Cobb396The Citadel, 2014
Al Cobb**391****Mercer, 2015**
Dave Brown390East Tennessee State, 1986
Al Cobb**370****Wofford, 2015**
Eric Kordenbrock369North Greenville, 2013
Eric Kordenbrock359Robert Morris, 2013
Al Cobb351Gardner-Webb, 2014

Most Touchdown Passes Thrown

Al Cobb**6****Gardner-Webb, 2014**
Bobby Mitchell5Buffalo, 1961
Six Tied4Last done, 2013

Most Interceptions Thrown

Tom Schultz6Navy, 1973
Murphy Sprinkel6Boston College, 1968

Team

Most Passes Attempted58Wofford, 2001
Fewest Passes Attempted2The Citadel, 1955 & 1999
Most Passes Completed**36****Wofford, 2015**
Fewest Passes Completed0The Citadel, 1999
.....0Marshall, 1989
.....0Boston College, 1954
.....0The Citadel, 1953
Most Net Yards Passing**444****Ball State, 2015**
Fewest Net Yards Passing-1Richmond, 2006
Most Touchdown Passes5Boston College, 1968
Most Passes Had Intercepted6Buffalo, 1961

Records - Receiving



Mark Stock (1985-88) still holds the school's single-game, single-season and career receiving yards records and had 17 career 100-yard receiving games.

Career Leaders

Most Receptions

Mark Stock1651985-88
Zohn Burden1622002-05
Aaron Sanders1582013-15
Ronnie Moore1531972-75
Gary Price1172002-05
James Wright1141984-87
Steve Panchan1111982-85
T.J. Snelling1052000-03
Pedro Garcia981998-99,01-02

Most Receiving Yards

Mark Stock3,0911985-88
Ronnie Moore2,2971972-75
Zohn Burden2,1112002-05
Aaron Sanders1,9862013-15
Dan Lyle1,7941989-92
James Wright1,5071984-87
Teray Frost1,4771997-2000

Most Touchdown Receptions

Mark Stock201985-88
Zohn Burden132002-05
Teray Frost131997-2000
Tim Maypray132006-09
Ronnie Moore121972-75

Most Consecutive Games With A Reception

Zohn Burden342002-05
Gary Price342002-05
Aaron Sanders262013-15
Kevin Solomon231999-2002
Mark Stock221985-88
Ronnie Moore221972-73
Dane Forlines212013-15

Most 100-Yard Receiving Games

Mark Stock171985-88
Aaron Sanders62013-15
Zohn Burden52002-05
Ronnie Moore41972-75
Four Tied3	
Last - Dane Forlines, 2013-15		

Two Players Each 100 Yards Receiving

Frank Easterly (118), Jimmy Burg (112)Davidson, 1967
James Wright (154), Mark Stock (109)Marshall, 1985
Mark Stock (159), Keith Washington (122)The Citadel, 1986
Dontae Mauck (131), Aaron Sanders (118)Ball State, 2015

Single-Season Leaders

Most Receptions

Aaron Sanders842015
Mark Stock741988
Aaron Sanders582014
Zohn Burden582005
Zohn Burden572004
Tom Radle541982
Pedro Garcia482001

Most TD Receptions

Mark Stock91988
Carl Rhodes91965
Dick Evans91959
Mark Stock81986
Sam Patterson82013

Most 100 Yard Receiving Games

Mark Stock81988
Mark Stock51986
Mark Stock31985
Aaron Sanders32014
Aaron Sanders32015
Dane Forlines32015

500-Yard Club

YEAR	REC	YARDS
Mark Stock741,161
Mark Stock451,123
Aaron Sanders58901
Aaron Sanders84892
Pedro Garcia46803
Zohn Burden58742
Dick Evans35698
Dane Forlines53690
Ronnie Moore46676
Ronnie Moore40673
Ronnie Moore47662
Teray Frost37654
Sam Patterson38646
Dan Lyle29631
Teray Frost41621
Tim Maypray31615
Mark Stock31605
Jeff Hubbard40603
Zohn Burden36599
Tom Radle54598
Zohn Burden57595
Doug Burton38581
James Wright37566
Pedro Garcia48540
Tracy Hairston40521
Dan Lyle23520
Carl Rhodes32518
Frank Easterly36508
Frank Easterly43506

Single-Game Leaders

Most Receptions

Aaron Sanders16Mercer, 2015
Aaron Sanders13Ball State, 2015
Jeff Hubbard13Furman, 1995
Six Tied10	
Last, Aaron Sanders vs. Davidson, 2014		

Most Receiving Yards

Mark Stock263East Tennessee State, 1986
Mark Stock220Appalachian State, 1986
Aaron Sanders218Mercer, 2015
Aaron Sanders215Davidson, 2014
Tim Maypray209Charleston Southern, 2007
Teray Frost193Morehead State, 1998
Jeff Hubbard183Furman, 1995
Sam Patterson161Presbyterian, 2013
Mark Stock159The Citadel, 1986
Two Tied154	

Year-By-Year Leaders

YEAR	PLAYER	REC	YARDS
1953Charlie Boyd12127
1954Tom Dooley11229
1955Dale Vaughn692
1956Bobby Jordan14249
1957Bobby Jordan19317
1958Carl Kasko12220
1959Dick Evans35698
1960Stinson Jones26394
1961Kenny Reeder26323
1962Kenny Reeder12159
1963Joe Bush20333
1964Joe Bush18232
1965Carl Rhodes32518
1966Bill McGowan23235
1967Frank Easterly43506
1968Frank Easterly36508
1969Colby Trammell29324
1970Steve Conlan26291
1971Don Reisch18183
1972Ronnie Moore40673
1973Ronnie Moore46676
1974Allen Morgan21308
1975Ronnie Moore47662
1976Johnny Garnett23329
1977Johnny Garnett23371
1978Robert Savage22358
1979Brian Quisenberry23265
1980Brian Quisenberry16238
1981Teddy Gottwald25385
1982Tom Radle54598
1983Steve Panchan33334
1984Steve Panchan38475
1985Mark Stock31605
1986Mark Stock451,123
1987James Wright37566
1988Mark Stock741,161
1989Mark Rumph16276
1990Dan Lyle23520
1991Dan Lyle16424
1992Dan Lyle29631
1993Marlon Anderson21287
1994Timmy Williams23476
1995Jeff Hubbard40603
1996Ed Pearson22262
1997Richard Holland37464
1998Teray Frost37654
1999Aaron Yarbough11153
2000Teray Frost41621
2001Pedro Garcia48540
2002Pedro Garcia46803
2003Zohn Burden36599
2004Zohn Burden57595
2005Zohn Burden58742
2006Willie Bell17340
2007Tim Maypray31615
2008Zach Collins6231
2009Mario Scott14237
2010T.J. Talley35407
2011Tracy Hairston40521
2012James Rogers32320
2013James Rogers39435
2014Aaron Sanders58901
2015Aaron Sanders84892

Records - Total Offense



Eric Kordenbrock (2010-13) was VMI's total offense leader until he was passed by AI Cobb in 2015.

Career Leaders

Most Total Yards Gained

AI Cobb	5,986	2014-15
Eric Kordenbrock	5,720	2010-13
Tony Scales	5,488	1989-92
Thomas Haskins	5,477	1993-96
Dave Brown	5,205	1985-88

Most Total Plays

Eric Kordenbrock	1,138	2010-13
Dave Brown	1,072	1985-88
AI Lester	1,061	1994-97
AI Cobb	962	2014-15
Tony Scales	932	1989-92

Single-Season Leaders

Individual

Most Total Plays

AI Cobb	494	2014
AI Cobb	468	2015
AI Comer	460	1985
Joey Gibson	455	2002

Most Total Yards Gained

AI Cobb	3,095	2014
AI Cobb	2,891	2015
Joey Gibson	2,597	2002
AI Comer	2,424	1985
Jonathan Wilson	2,276	2003

Team

Most Total Plays	869	2002
Most Total Yards	4,785	2008
Fewest Total Yards	1,813	1969

Single-Game Leaders

Individual

Most Yards Total Offense

AI Cobb	422	The Citadel, 2014
AI Cobb	406	Ball State, 2015
Dave Brown	400	Appalachian State, 1986
Dave Brown	399	East Tennessee State, 1986
AI Cobb	366	Western Carolina, 2014

Most Total Offensive Plays

Dave Brown	64	Marshall, 1988
Joey Gibson	61	East Tennessee State, 2001
Murphy Sprinkel	59	Boston College, 1968
AI Cobb	56	Gardner-Webb, 2014
Two Tied	54	

Players With 100 Yards Rushing & Passing In A Game

Kyle Hughes (141 pass, 141 rush)	Richmond, 2009
Kyle Hughes (136 pass, 108 rush)	Robert Morris, 2007
Tony Scales (161 rush, 100 pass)	Western Carolina, 1991

Team

Most Total Plays	95	Gardner-Webb, 2007
.....	95	James Madison, 1990
.....	95	East Tennessee State, 1990
Fewest Total Plays	38	Liberty, 2010
Most Total Offense	664	West Virginia Tech, 1992
Least Total Offense	61	Villanova, 1962
Most Total First Downs	34	West Virginia Tech, 1990
Fewest Total First Downs	2	Villanova, 1962
Most First Downs (Rush)	26	West Virginia Tech, 1990
Fewest First Downs (Rush)	1	Villanova & Virginia, 1962
.....	UT-Chattanooga, 1985
Most First Downs (Pass)	16	Appalachian State, 1988
Fewest First Downs (Pass)	0	11 Times,
.....	(Last Time-Old Dominion, 2009)

1,000-Yard Club

PLAYER	YEAR	RUSH-YDS	COMP-ATT	YARDS	-----PASSES-----		
					TOTAL PLAYS	TOTAL YARDS	YARDS PER GAME
QB AI Cobb	2014	56-124	269-438	2,971	494	3,095	257.9
QB AI Cobb	2015	79-155	238-389	2,736	468	2,891	289.1
QB Joey Gibson	2002	107-269	181-348	2,328	455	2,597	216.4
QB AI Comer	1985	112-44	185-348	2,380	460	2,424	220.4
QB Jonathan Wilson	2003	71-16	168-296	2,260	367	2,276	189.7
QB Dave Brown	1988	87-(-170)	178-329	2,141	416	1,971	183.7
QB Dave Brown	1986	99-96	106-209	1,995	308	1,899	189.9
QB Eric Kordenbrock	2012	36-(-118)	193-344	2,008	380	1,890	171.8
QB Tony Scales	1992	147-1,312	69-153	1,312	300	1,889	171.7
QB Jonathan Wilson	2005	91-6	184-295	1,861	386	1,867	169.7
TB Thomas Haskins	1996	292-1,698	2-6	60	292	1,758	159.8
QB Tony Scales	1991	185-1,105	30-82	613	267	1,718	156.2
QB Eric Kordenbrock	2011	22-(-134)	170-335	1,792	357	1,658	150.7
QB Joey Gibson	2001	49-47	144-276	1,572	325	1,619	202.4
TB Thomas Haskins	1995	248-1,548	0-2	0	250	1,548	140.7
QB Tim Maypray	2008	195-1,406	9-19	255	214	1,521	138.3
TB Thomas Haskins	1994	258-1,509	0-1	0	259	1,509	137.2
QB Kelly Raber	1981	79-39	110-215	1,450	294	1,489	148.9
QB Eric Kordenbrock	2013	23-(-131)	137-239	1,619	262	1,488	212.6
QB Howard Dyer	1960	92-256	87-168	1,222	260	1,478	147.8
QB Kelly Raber	1982	93-170	115-231	1,256	324	1,426	129.6
QB Joey Gibson	2000	61-(-36)	120-236	1,439	297	1,403	175.4
QB Tom Schultze	1972	89-(-360)	120-242	1,728	331	1,360	123.6
QB AI Lester	1995	108-199	100-207	1,159	315	1,358	123.5
QB Dave Brown	1987	96-(-73)	126-228	1,368	324	1,295	117.7
QB Tony Scales	1990	134-544	39-93	751	227	1,295	117.7
TB Floyd Allen	1980	291-1,276	0-0	0	291	1,276	116.0
TB Floyd Allen	1979	265-1,249	0-0	0	265	1,249	113.5
TB Andre Gibson	1977	256-1,218	2-5	25	261	1,243	113.0
QB Tom Schultze	1973	65-(-158)	116-242	1,400	307	1,242	112.9
QB Hill Ellett	1965	77-(-36)	98-210	1,254	287	1,218	121.8
QB Hill Ellett	1966	60-(-84)	105-205	1,281	265	1,197	119.7
QB Howard Dyer	1959	56-110	55-105	1,072	161	1,182	118.2
QB A.J. Augustine	2013	60-15	93-158	1,149	218	1,161	105.5
QB AI Comer	1983	61-6	97-214	1,109	275	1,115	101.4
QB Mark Lambert	1975	46-(-64)	100-188	1,176	234	1,112	101.1
QB Russ Quay	1967	106-196	72-151	912	178	1,108	110.8
TB Ronnie Norman	1974	205-1,045	0-0	0	205	1,045	96.4
QB AI Lester	1994	51-(-77)	96-224	1,107	275	1,030	93.6
TB Sean Mizzer	2006	209-1,022	0-0	0	209	1,022	92.9
QB Dan Fritz	1980	68-(-188)	83-186	1,202	254	1,014	92.2
QB Murphy Sprinkel	1968	93-(-157)	81-222	1,163	315	1,006	100.6
QB Aaron Mitchell	1998	160-85	53-102	916	262	1,001	91.0

Records - All-Purpose/Longest Plays



Tim Maypray broke the single-game all-purpose yards mark by totaling 346 yards against Charleston Southern in 2007.

Career Leaders

Most All-Purpose Yardage

Thomas Haskins	7,405	1993-96
Tim Maypray	6,129	2006-09
Sean Mizzer	5,736	2002-06
Ronnie Moore	4,652	1972-75
Mark Stock	4,366	1985-88
Floyd Allen	4,131	1978-81
James Wright	3,248	1984-87
Teray Frost	3,204	1999-2000

Most Attempts

Thomas Haskins	1,022	1993-96
Floyd Allen	911	1978-81
Sean Mizzer	869	2002-06
Kim Glidewell	646	1973-76

Single-Season Leaders

All Purpose Yards

Thomas Haskins	2,134	1995
Thomas Haskins	2,092	1996
Mark Stock	2,011	1988
Thomas Haskins	2,005	1994
Tim Maypray	1,976	2007
Sean Mizzer	1,509	2003
Sean Mizzer	1,480	2004
Floyd Allen	1,451	1979

Single-Game Leaders

All-Purpose Yards

Tim Maypray	346	Charleston Southern, 2007
Tim Maypray	332	Presbyterian, 2008
Thomas Haskins	328	Richmond, 1994
Thomas Haskins	326	The Citadel, 1994
Thomas Haskins	325	The Citadel, 1996
Thomas Haskins	309	UT-Chattanooga, 1995
Thomas Haskins	303	Liberty, 1995
Mark Stock	296	East Tennessee State, 1986
Thomas Haskins	292	The Citadel, 1993

Players With 100 Yards Rushing & Receiving In A Game

Sean Mizzer (106 rushing, 104 receiving)	Western Carolina, 2002
--	------------------------

Longest Plays

Longest Run From Scrimmage

Granville Amos	98	William & Mary, 1964
Marcus Mines	85	West Virginia Tech, 1992
Andre Gibson	85	Furman, 1976
Michael Rainey-Wiles	83	Lock Haven, 2007
Johnny Mapp	83	Catawba, 1953
Mike Patterson	81	Virginia, 1964
Thomas Haskins	80	UT-Chattanooga, 1995
Pete Mazik	80	Virginia Tech, 1962

Longest Pass Play

Brown-Stock	93	Appalachian State, 1986
Hughes-Collins	90	Coastal Carolina, 2008
Hughes-Maypray	87	Charleston Southern, 2007
Brown-Stock	85	East Tennessee State, 1986
Johnston-Jordan	85	Lehigh, 1956
Clark-Garnett	84	Furman, 1977
Kordenbrock-Lewis	83	Gardner-Webb, 2011
Morgan-Lewis	81	Stony Brook, 2011
Kordenbrock-Turner	81	The Citadel, 2012
Three Tied (Last Cobb-Mauck)	80	Ball State, 2015

Longest Interception Return

Andy Tucker	100	Richmond, 1961
Robert Mason	90	Lehigh, 2005
Vern Keefer	86	Davidson, 1958
Kerr Kump	80	Boston College, 1967
Justin Huggard	70	Charleston Southern, 2003
Mike Mayo	69	The Citadel, 1986

Longest Kickoff Return

Richard Holland	100	Furman, 2000
Greg Sanders	99	Wofford, 2015
Tim Maypray	99	The Citadel, 2007

Pete Johnson	97	Villanova, 1958
Sam Woolwine	93	Richmond, 1956
John Traynham	90	Marshall, 1961
Ronnie Moore	89	Davidson, 1975

Longest Punt Return

Chris Witts	87	Davidson, 1989
Tim Maypray	86	Gardner-Webb, 2009
Kerr Kump	84	William & Mary, 1968
Robert Savage	70	Lehigh, 1978
Gary McNeal	70	William & Mary, 1976
Ronnie Moore	66	Davidson, 1974

Longest Field Goal

Matt Maxey	57	Georgia Southern, 2000
Barrett Way	53	Liberty, 2004
Matt Sharpe	53	Coastal Carolina, 2003
Dillon Christopher	52	Gardner-Webb, 2013
Dillon Christopher	52	Bucknell, 2013
Lee Wimbish	52	Richmond, 1980
Barrett Way	51	Gardner-Webb, 2005
Mike Harris	51	Richmond, 1997
Craig Jones	50	William & Mary, 1977
Four Tied	49	

Longest Punt

Brent Barth	73	Appalachian State, 2000
Brent Barth	70	Appalachian State, 2001
Sam Horner	68	Villanova, 1958
Brent Barth	67	Duquesne, 2001
Butch Nunnally	67	Iowa State, 1963
Sam Horner	66	Virginia Tech, 1959

Records - Returns/Punting

Career Return Leaders

Most Kickoff Returns

Tim Maypray982006-09
James Wright821984-87
Ronnie Moore761972-75
Thomas Haskins731993-96
Titus Green672001,03,05

Most Punt Returns

Ronnie Moore651972-75
Mark Stock631985-88
Gary McNeal561975-78

Most Punt Return Yardage

Ronnie Moore7411972-75
Mark Stock5301985-88
Gary McNeal5181975-78

Most Interception Return Yards Gained

Kerr Kump2611966-68
Stinson Jones2051958-61
Mike Mayo2051984-87

Most Interception Return Touchdowns

Stinson Jones21958-61
---------------	--------	--------------

Single-Game Return Leaders

Most Kickoff Return Yards

Titus Green207Furman, 2001
-------------	----------	-------------------

Most Punt Return Yards

Ronnie Moore169Davidson, 1974
--------------	----------	---------------------

Most Yards Gained on Interception Returns

Andy Tucker100Richmond, 1961
-------------	----------	---------------------

Single-Game Punting Leaders

Individual

Most Punts

Jim Bailey13West Virginia, 1969
------------	---------	--------------------------

Most Total Yards Punting

Jim Bailey472West Virginia, 1969
------------	----------	--------------------------

Team

Most Punts13West Virginia, 1969
------------	---------	--------------------------

.....13Virginia, 2013
-------	---------	---------------------

Most Total Yards Punting472West Virginia, 1969
--------------------------	----------	--------------------------



Top - Ronnie Moore (1972-75) amassed the most punt return yards in school history.



Brent Barth (1999-02) averaged over 42 yards per punt in his career, the best-ever by a Keydet punter.

Career Punting Leaders

Most Punts

Jim Bailey2761969-71
Brent Barth2721999-2002
Adam Peters2212003-06
Brian Southard2161989-92

Most Yards

Brent Barth11,4381999-2002
Jim Bailey10,1271969-71

Adam Peters8,7002003-06
Brian Southard7,8231989-92

Highest Average (min. 60 punts)

Brent Barth42.11999-2002 (272 punts for 11,438 yards)
Sam Horner41.81956-59 (65 punts for 2,718 yards)

Single-Season Return Leaders

Individual

Most Yardage, Kickoff Returns

Tim Maypray9722009
Tracy Hairston9652011
Tim Maypray8892007
Rajah Jenkins7632008
Kevin Solomon7502002
Titus Green6342001
Richard Holland6282000
Bryant McMillian5591991
Mario Scott5542010
Thomas Haskins5531995
Titus Green5392005

Most Yardage Punt Returns

Eddie Willis3491965
Kerr Kump3271968
Mark Stock2601988

Most Yardage, Interception Returns

Kerr Kump1601967
Stinson Jones1271961
Andy Tucker1221961
Kerr Kump1011968

Team

Most Yards, Interception Returns3341961
----------------------------------	----------	-----------

Single-Season Punting Leaders

Individual

Most Punts

Jim Bailey1011969
Jim Bailey931970
Jim Bailey821971

Best Punting Average

Brent Barth47.42002
Sam Horner42.61958
Bobby Jordan42.41955


Records - Defense



John Willison (1973-76) makes one of his school-record 257 career solo tackles.

Career Leaders

Interceptions		Total Tackles	
Mike Mayo.....	15.....1984-87	Mike Rogers.....	457.....1994-97
Stinson Jones.....	14.....1958-61	John Willison.....	456.....1973-76
Musa Sarki.....	12.....2000-03	Melvin Rucker.....	399.....1979-82
Steve Umberger.....	12.....1980-82	Robert Mason.....	371.....2002-05
Kerr Kump.....	12.....1966-68	Glen Jones.....	367.....1974-77
Frank Ladson.....	11.....1982-83	Derik Screen.....	357.....2000-03
Chris Clark.....	10.....1984-87	Andre Curtis.....	354.....1995-98
Solo Tackles		A.J. Gross.....	353.....2007-11
John Willison.....	257.....1973-76	Camillus Musselman.....	352.....1990-93
Glen Jones.....	243.....1974-77	Chris Walsh.....	349.....1999-2002
Camillus Musselman.....	220.....1990-93	Todd Baldwin.....	346.....2002-05
Mike Rogers.....	207.....1994-97		
Melvin Rucker.....	203.....1979-82		
Walt Bellamy.....	188.....1977-79		
Wayne Purcell.....	188.....1987-90		
Robert Mason.....	183.....2002-05		
Mike Mayo.....	166.....1984-87		



Melvin Rucker (1979-82) made 158 tackles in 1981, a mark that still stands atop the single-season recordbook.

Single-Game Leaders

Solo Tackles (First Hits)

John Willison.....	16.....	William & Mary, 1976
Walt Bellamy.....	16.....	Virginia, 1979
Glen Ralston.....	15.....	Appalachian State, 1984
Bruce Kitchen.....	15.....	Virginia Tech, 1979
Frank Ladson.....	15.....	Richmond, 1983

Total Tackles

Glen Ralston.....	25.....	Western Carolina, 1984
Mike Mayo.....	24.....	Richmond, 1985
Glen Ralston.....	23.....	Appalachian State, 1984
Mike Rogers.....	22.....	William & Mary, 1996
Mike Rogers.....	21.....	ETSU, 1996
Matt Kluk.....	20.....	Georgia Southern, 1999
Anthony McIntosh.....	20.....	The Citadel, 1988

Most Interceptions

Christian Kelly.....	3.....	Charleston Southern, 2006
Gene Williams.....	3.....	The Citadel, 1973
John Landry.....	3.....	Virginia, 1972
Stinson Jones.....	3.....	Villanova, 1961

Most Fumbles Recovered

Mike Kemp.....	3.....	East Tennessee State, 1989
----------------	--------	----------------------------

Single-Season Leaders

Solo Tackles

Camillus Musselman.....	91.....	1992
Cornell Lewis.....	89.....	1996
Andy Titone.....	88.....	1986
Melvin Rucker.....	88.....	1981
Dan Young.....	86.....	1987
Glen Ralston.....	86.....	1984
Anthony McIntosh.....	81.....	1988
John Willison.....	79.....	1976

Total Tackles

Melvin Rucker.....	158.....	1981
Mike Rogers.....	156.....	1996
Mike Rogers.....	151.....	1997
Derik Screen.....	144.....	2003
Glen Ralston.....	144.....	1984
Melvin Rucker.....	141.....	1980
Justin Huggard.....	136.....	2005
Camillus Musselman.....	130.....	1991
Anthony McIntosh.....	128.....	1988
Dan Young.....	128.....	1987

Interceptions

Mike Mayo.....	7.....	1985
Frank Ladson.....	7.....	1982
Steve Umberger.....	7.....	1982
Kerr Kump.....	7.....	1967

Fumbles Recovered

Mark Weiss.....	7.....	1970
-----------------	--------	------

Single-Game Team Superlatives

Most Interceptions6Virginia Tech, 1959
Most Fumbles Recovered6East Tennessee State, 1994
.....6West Virginia, 1969
Fewest Yards Penalized0Richmond, 1973
.....0Boston College, 1968
.....0Army, 1956
Fewest First Downs Allowed4Virginia Tech '61, Furman '70
Most First Downs Allowed36William & Mary '91, '93
Fewest Rushing Yards Allowed4Saint Francis, 2008
Most Rushing Yards Allowed558Georgia Tech, 1975
Fewest Passing Yards Allowed-16Richmond, 1957*
Most Passing Yards Allowed642Marshall, 1991
Most Total Offense Allowed789Marshall, 1991
Least Total Offense Allowed42Davidson, 1975
Most Total Offensive Plays Allowed99Gardner-Webb, 2005
Fewest Offensive Plays Allowed41Virginia Tech, 1961
.....41Florida State, 1954
Fewest Rushing Attempts Allowed20West Virginia Tech, 1990
.....20Davidson, 1973
Most Rushing Attempts Allowed82Georgia Tech, 1975
Fewest Passing Attempts Allowed0Virginia Tech, 1976
Most Passing Attempts Allowed60Davidson, 2006
Most Points Allowed73Liberty, 2007
Most Touchdowns Allowed10Liberty, 2007
.....10The Citadel, 2007
.....10Virginia Tech, 1966
.....10Cincinnati, 1953
Most Rushing Touchdowns allowed8Furman, 1999
Most Passing Touchdowns allowed6Marshall, 1991
Most Defensive Extra Points2Davidson, 1989

*- NCAA Record

Single-Season Team Superlatives

Most Points Allowed4972014
Fewest Points Allowed931959
Most First Downs Allowed2922014
Fewest First Downs Allowed1261958 & 1963
Most Pass Completions Allowed2282013
Fewest Pass Completions Allowed401975
Most Pass Attempts Allowed3792013
Fewest Pass Attempts Allowed1061954
Most Interceptions281959
Most TDs Via Interceptions41961
Fewest Interceptions41964, 1997, 2011 and 2014
Most Rushing Yards Allowed3,3292014
Fewest Rushing Yards Allowed1,3131954
Most Rushing Attempts Allowed6431974
Fewest Rushing Attempts Allowed2881954
Most Passing Yards Allowed2,9122013
Fewest Passing Yards Allowed5621975
Most Total Offense Allowed5,9572014
Least Total Offense Allowed2,2041954
Most Offensive Plays Allowed8872013
Fewest Offensive Plays Allowed3941954

Year-By-Year Leaders

Solo Tackles (First Hits)

2015.....Ryan Francis.....54
2014.....James Fruehan.....39
2013.....Alex James.....36
2012.....James Fruehan.....54
2011.....A.J. Gross.....37
2010.....A.J. Gross.....40
2009.....Byron Allen.....45
2008.....Bryant Youngblood.....38
2007.....Marcus Brown.....39
.....& Bryant Youngblood.....39
2006.....Patrick McKinney.....37
2005.....Justin Huggard.....50
2004.....Robert Mason.....66
2003.....Derik Screen.....60
2002.....Robert Mason.....44
2001.....Derik Screen.....61
2000.....Chris Walsh.....64
1999.....Deffy Mubangu.....58
1998.....Quesuan Wigfall.....60
1997.....Mike Rogers.....67
1996.....Cornell Lewis.....89
1995.....Kelly Cook.....62
1994.....Terry Tucker.....60
1993.....Kevin Reardon.....71
1992.....Camillus Musselman.....91
1991.....Camillus Musselman.....66
1990.....Wayne Purcell.....64
1989.....Wayne Purcell.....68
1988.....Anthony McIntosh.....81
1987.....Dan Young.....86
1986.....Andy Titone.....88
1985.....Ambrose Phillips.....50
1984.....Glen Ralston.....86
1983.....Frank Ladson.....77
1982.....Jim Rice.....50
1981.....Melvin Rucker.....88
1980.....Melvin Rucker.....70
1979.....Walt Bellamy.....77
1978.....Walt Bellamy.....69
1977.....Ned Stepanovich.....55
1976.....John Willison.....79
1975.....Glen Jones.....76
1974.....John Willison.....77
.....& Phil Upton.....77

Total Tackles

(Solo and Assists)

2015.....Ryan Francis.....115
2014.....Miller Williams.....74
2013.....Weston Reber.....82
2012.....Weston Reber.....87
2011.....A.J. Gross.....90
2010.....A.J. Gross.....110
2009.....Byron Allen.....93
2008.....A.J. Gross.....67
2007.....Patrick McKinney.....78
2006.....Patrick McKinney.....82
2005.....Justin Huggard.....136
2004.....Robert Mason.....120
2003.....Derik Screen.....144
2002.....Robert Mason.....80
2001.....Derik Screen.....106
2000.....Chris Walsh.....113
1999.....Deffy Mubangu.....98
1998.....Andre Curtis.....106
1997.....Mike Rogers.....151
1996.....Mike Rogers.....156
1995.....Kelly Cook.....121
1994.....Terry Tucker.....93
1993.....Kevin Reardon.....119
1992.....Camillus Musselman.....127
1991.....Camillus Musselman.....130
1990.....Wayne Purcell.....94
1989.....Wayne Purcell.....102
1988.....Anthony McIntosh.....128
1987.....Dan Young.....128
1986.....Andy Titone.....118
1985.....Mike Mayo.....89
1984.....Glen Ralston.....144
1983.....Frank Ladson.....106
1982.....Jim Rice.....92
1981.....Melvin Rucker.....158
1980.....Melvin Rucker.....141
1979.....Walt Bellamy.....124
1978.....Walt Bellamy.....122
1977.....Ned Stepanovich.....90
1976.....John Willison.....110
1975.....Glen Jones.....114
1974.....John Willison.....126

Fumbles Recovered

2015.....Matthew Nicholson.....2
2014.....Caleb Lindsey/Ryan Francis.....2
2013.....Weston Reber.....3
2012.....Logan Staib/Chris Harper.....2
2011.....Byron Allen/James Fruehan.....2
2010.....7 Players with.....1
2009.....Eric Church.....3
2008.....Bryant Youngblood.....2
2007.....Josh Wine.....3
2006.....Keith Taylor.....2
2005.....Todd Baldwin/Travis Ludden.....2
2004.....4 Players with.....2
2003.....Justin Huggard/Mike Maleski.....2
2002.....10 Players with.....1
2001.....Derik Screen.....2
2000.....Quesuan Wigfall.....4
1999.....Richard Holland.....3
1998.....David Budlong/Darius Parker.....2
1997.....Mike Rogers/Quesuan Wigfall.....2
1996.....Matt Coley.....2
1995.....Kelly Cook/Tom Curran.....2
1994.....Damon Pinero.....3
1993.....Drew Dunnington.....4
1992.....Eugene Pribila/Mike Morgan.....2
1991.....Six Players With.....1
1990.....Todd Washington.....3
1989.....Mike Kemp.....3
1988.....Anthony McIntosh.....3
1987.....Todd Freiwald.....2
1986.....Andy Titone.....3
1985.....Three Players With.....3
1984.....Jimmy Walker.....3
1983.....Three Players With.....2
1982.....Blake Hippenstiel.....4
1981.....Jim Rice.....4
1980.....Barry Smith.....2
1979.....Tim Cox.....3
1978.....Walt Bellamy.....2
1977.....Glen Jones/Dale Ogg.....3
1976.....Four Players With.....3
1975.....Eric Radford.....3
1974.....Terry White.....4

Passes Intercepted

2015.....Four Players with.....1
2014.....Greg Sanders.....3
2013.....James Fruehan.....2
2012.....Mike Smith.....3
2011.....Four Players with.....1
2010.....G. Walker & T. Watkins.....2
2009.....Four Players with.....1
2008.....B. Allen & J. Rochester.....2
2007.....K. Taylor & B. Youngblood.....1
2006.....C. Kelly & J. Walton.....3
2005.....Four Players with.....2
2004.....J. Huggard & J. Walton.....2
2003.....Musa Sarki.....5
2002.....Musa Sarki.....6
2001.....DeAngello Plather.....3
2000.....Richard Holland.....3
1999.....R. Holland & D. Mubangu.....2
1998.....John Herrin.....3
1997.....Four players with.....1
1996.....Demond Ferebee.....5
1995.....K. Cook & T. Williams.....2
1994.....Torre Costin.....3
1993.....Kevin Reardon.....3
1992.....M. Morgan & T. Tucker.....2
1991.....Dewayne Arkadie.....5
1990.....Boo Lassiter.....5
1989.....Five Players with.....1
1988.....Three Players with.....2
1987.....Mike Mayo.....5
1986.....Mike Mayo.....3
1985.....Mike Mayo.....7
1984.....Scott Vaughn.....3
1983.....Frank Ladson.....4
1982.....F. Ladson & S. Umberger.....7
1981.....L. Dunnaville & S. Umberger.....4
1980.....Les Dunnaville.....3
1979.....Tim Cox.....3
1978.....Four players with.....2
1977.....Tim Cox & Gary McNeal.....3
1976.....Bobby McQueen.....4
1975.....Bobby McQueen.....5

The Keydets Year-By-Year

Year	Coach	Overall	Home	Away	Neutral	Points Scored	Points Against
1891	Walter Taylor	3-0-1	2-0-0	1-0-1	0-0	52	12
1892	No Coach	4-0-1	4-0-1	0-0	0-0	128	18
1893	No Coach	3-1-0	3-1-0	0-0	0-0	72	26
1894	No Coach	6-0-0	5-0-0	0-0	1-0-0	138	6
1895	G.W. Bryant	5-1-0	3-0-0	1-0-0	1-1-0	164	12
1896	G.W. Bryant	3-4-0	3-1-0	0-1-0	0-2-0	68	98
1897	R.N. Groner	3-2-0	2-0-0	1-1-0	0-1-0	76	6
1898	S.A. Boyle	4-2-0	3-0-0	1-1-0	0-1-0	110	41
1899	S.A. Boyle	1-0-0	1-0-0	0-0	0-0	39	0
1900	Sam Walker	4-1-2	2-0-2	1-0-0	1-1-0	86	16
1901	Sam Walker	4-3-0	3-0-0	1-1-0	0-2-0	199	61
1902	Sam Walker	3-3-1	3-0-1	0-1-0	0-2-0	99	90
1903	W.W. Roper	2-1-0	2-0-0	0-0	0-1-0	36	28
1904	W.W. Roper	3-5-0	3-2-0	0-2-0	0-1-0	70	70
1905	I.B. Johnson	2-5-1	2-2-1	0-1-0	0-2-0	40	103
1906	I.B. Johnson	4-4-0	4-2-0	0-2-0	0-0	68	49
1907	C.S. Roller, Jr.	5-3-0	5-0-0	0-1-0	0-2-0	282	50
1908	C.S. Roller, Jr.	3-2-0	3-1-0	0-0	0-1-0	120	20
1909	W.C. Gloth	4-3-0	3-1-0	0-1-0	1-1-0	59	51
1910	W.C. Gloth	3-3-1	3-0-1	0-3-0	0-0	69	48
1911	Alpha Brummage	7-1-0	5-0-0	0-1-0	2-0-0	203	27
1912	Alpha Brummage	7-1-0	4-1-0	3-0-0	0-0	163	36
1913	Henry G. Poaque	7-1-2	6-0-1	0-1-0	1-0-1	197	54
1914	Frank H. Gorton	4-4-0	4-0-0	0-1-0	0-3-0	110	95
1915	Frank H. Gorton	6-2-1	5-0-0	0-1-0	1-1-1	103	102
1916	Frank H. Gorton	4-5-0	3-2-0	0-2-0	1-1-0	233	119
1917	Earl C. Abell	4-4-1	4-0-1	0-1-0	0-3-0	162	111
1918	Abell & Mose Goodman	1-3-0	1-0-0	0-2-0	0-1-0	25	60
1919	Red Fleming	6-2-0	2-0-0	1-1-0	3-1-0	121	45
1920	Blandy Clarkson	9-0-0	3-0-0	3-0-0	3-0-0	431	20
1921	Blandy Clarkson	3-5-1	3-1-0	0-2-1	0-2-0	107	102
1922	Blandy Clarkson	7-2-0	3-0-0	3-0-0	1-2-0	291	23
1923	Blandy Clarkson	9-1-0	5-0-0	2-1-0	2-0-0	224	23
1924	Blandy Clarkson	6-3-1	4-0-0	1-3-0	1-0-1	152	29
1925	Blandy Clarkson	6-4-0	4-0-0	0-2-0	2-2-0	169	108
1926	Blandy Clarkson	5-5-0	2-2-0	0-2-0	3-1-0	80	98
1927	W.C. Raftery	6-4-0	4-0-0	1-2-0	1-2-0	144	64
1928	W.C. Raftery	5-3-2	4-1-1	0-1-0	1-1-1	95	75
1929	W.C. Raftery	8-2-0	3-1-0	2-1-0	3-0-0	155	61
1930	W.C. Raftery	3-6-0	3-2-0	0-2-0	0-2-0	30	122
1931	W.C. Raftery	3-6-1	1-2-1	1-2-0	1-2-0	82	123
1932	W.C. Raftery	2-8-0	2-3-0	0-2-0	0-3-0	44	166
1933	W.C. Raftery	2-7-1	1-1-0	1-4-0	0-2-1	44	170
1934	W.C. Raftery	1-8-0	0-2-0	0-5-0	1-1-0	51	190
1935	W.C. Raftery	2-7-1	0-4-0	1-2-1	1-1-0	63	157
1936	W.C. Raftery	6-4-0	3-0-0	3-3-0	0-1-0	122	140
1937	Allison T. Hubert	5-5-0	2-3-0	2-1-0	1-1-0	134	94
1938	Allison T. Hubert	6-1-4	3-0-1	3-1-1	0-0-2	159	86
1939	Allison T. Hubert	6-3-1	2-1-0	1-2-1	3-0-0	125	100
1940	Allison T. Hubert	7-2-1	3-0-1	2-2-0	2-0-0	127	62
1941	Allison T. Hubert	4-6-0	0-1-0	2-4-0	2-1-0	134	173
1942	Allison T. Hubert	3-5-1	1-0-0	2-2-0	0-3-1	111	130
1943	Allison T. Hubert	2-6-0	1-1-0	0-3-0	1-2-0	46	183
1944	Allison T. Hubert	1-8-0	0-2-0	1-2-0	0-4-0	65	231
1945	Allison T. Hubert	5-4-0	3-1-0	1-2-0	1-1-0	155	138
1946	Allison T. Hubert	4-5-1	3-0-0	1-3-1	0-2-0	122	188
1947	A.W. Morton	3-5-1	2-1-0	0-4-1	1-0-0	120	152
1948	A.W. Morton	6-3-0	3-0-0	2-2-0	1-1-0	183	116
1949	Thomas N. Nugent	3-5-1	1-1-0	0-3-0	2-1-1	157	207
1950	Thomas N. Nugent	6-4-0	1-1-0	3-3-0	2-0-0	189	166
1951	Thomas N. Nugent	7-3-0	2-0-0	4-3-0	1-0-0	227	162
1952	Thomas N. Nugent	3-6-1	2-0-0	1-2-1	0-4-0	165	279
1953	John McKenna	5-5-0	1-1-0	2-4-0	2-0-0	174	196
1954	John McKenna	4-6-0	1-1-0	2-2-0	1-3-0	132	223
1955	John McKenna	1-9-0	0-2-0	1-4-0	0-3-0	85	259
1956	John McKenna	3-6-1	0-1-0	2-4-1	1-1-0	167	220
1957	John McKenna	9-0-1	2-0-0	5-0-1	2-0-0	201	101
1958	John McKenna	6-2-2	2-0-0	3-1-0	1-1-2	214	99
1959	John McKenna	8-1-1	2-0-0	3-1-0	3-0-1	243	93
1960	John McKenna	7-2-1	2-0-0	5-1-1	0-1-0	218	135

2016 VMI Football Fact Book

Year	Coach	Overall	Home	Away	Neutral	Points Scored	Points Against
1961	John McKenna	6-4-0	0-1-0	5-2-0	1-1-0	134	105
1962	John McKenna	6-4-0	2-0-0	2-4-0	2-0-0	119	119
1963	John McKenna	3-5-2	2-0-0	1-2-2	0-3-0	140	134
1964	John McKenna	1-9-0	1-1-0	0-6-0	0-2-0	123	200
1965	John McKenna	3-7-0	2-0-0	1-6-0	0-1-0	121	200
1966	Vito Ragazzo	2-8-0	0-2-0	2-4-0	0-2-0	129	305
1967	Vito Ragazzo	6-4-0	2-1-0	2-2-0	2-1-0	205	195
1968	Vito Ragazzo	1-9-0	0-2-0	1-5-0	0-2-0	90	290
1969	Vito Ragazzo	0-10-0	0-2-0	0-6-0	0-2-0	78	409
1970	Vito Ragazzo	1-10-0	1-2-0	0-7-0	0-1-0	120	451
1971	Bob Thalman	1-10-0	1-2-0	0-7-0	0-1-0	78	257
1972	Bob Thalman	2-9-0	1-3-0	1-6-0	0-0	150	299
1973	Bob Thalman	3-8-0	2-1-0	1-7-0	0-0	118	316
1974	Bob Thalman	7-4-0	4-0-0	2-4-0	1-0-0	212	175
1975	Bob Thalman	3-8-0	1-3-0	2-4-0	0-1-0	162	187
1976	Bob Thalman	5-5-0	2-2-0	2-2-0	1-1-0	138	206
1977	Bob Thalman	7-4-0	5-0-0	2-4-0	0-0	223	155
1978	Bob Thalman	3-8-0	1-4-0	1-4-0	1-0-0	114	227
1979	Bob Thalman	6-4-1	4-1-1	2-3-0	0-0	158	210
1980	Bob Thalman	3-7-1	1-2-1	2-4-0	0-1-0	142	242
1981	Bob Thalman	6-3-1	2-2-0	3-1-1	1-0-0	165	156
1982	Bob Thalman	5-6-0	3-1-0	1-4-0	1-1-0	221	180
1983	Bob Thalman	2-9-0	2-4-0	0-5-0	0-0	100	339
1984	Bob Thalman	1-9-0	1-3-0	0-5-0	0-1	121	320
1985	Eddie Williamson	3-7-1	3-1-1	0-6-0	0-0	189	333
1986	Eddie Williamson	1-10-0	0-4-0	1-6-0	0-0	138	370
1987	Eddie Williamson	4-7-0	3-2-0	1-4-0	0-1-0	118	235
1988	Eddie Williamson	2-9-0	2-3-0	0-5-0	0-1-0	152	298
1989	Jim Shuck	2-8-1	2-3-0	0-5-1	0-0	151	307
1990	Jim Shuck	4-7-0	3-2-0	1-4-0	0-1-0	251	346
1991	Jim Shuck	4-7-0	3-2-0	1-4-0	0-1-0	243	373
1992	Jim Shuck	3-8-0	3-2-0	0-5-0	0-1-0	245	315
1993	Jim Shuck	1-10-0	1-3-0	0-6-0	0-1-0	139	396
1994	Bill Stewart	1-10-0	0-5-0	1-4-0	0-1-0	153	437
1995	Bill Stewart	4-7-0	3-2-0	1-4-0	0-1-0	269	350
1996	Bill Stewart	3-8-0	2-3-0	1-5-0	0-0	189	296
1997	Ted Cain	0-11-0	0-5-0	0-6-0	0-0	93	384
1998	Ted Cain	1-9-0	1-4-0	0-5-0	0-0	137	432
1998	Donny White*	0-1-0	0-1-0	0-0	0-0	10	36
1999	Cal McCombs	1-10-0	1-5-0	0-5-0	0-0	77	400
2000	Cal McCombs	2-9-0	2-4-0	0-5-0	0-0	227	434
2001	Cal McCombs	1-10-0	1-5-0	0-5-0	0-0	164	446
2002	Cal McCombs	6-6-0	3-2-0	2-4-0	1-0-0	314	415
2003	Cal McCombs	6-6-0	4-2-0	2-3-0	0-1-0	359	257
2004	Cal McCombs	0-11-0	0-5-0	0-6-0	0-0	137	327
2005	Cal McCombs	3-8-0	2-4-0	1-4-0	0-0	230	319
2006	Jim Reid	1-10-0	1-3-0	0-7-0	0-0	199	433
2007	Jim Reid	2-9-0	1-5-0	1-4-0	0-0	267	461
2008	Sparky Woods	4-7-0	4-2-0	0-5-0	0-0	378	369
2009	Sparky Woods	2-9-0	1-4-0	1-5-0	0-0	225	338
2010	Sparky Woods	3-8-0	2-2-0	1-6-0	0-0	174	311
2011	Sparky Woods	2-9-0	2-3-0	0-6-0	0-0	187	351
2012	Sparky Woods	2-9-0	2-4-0	0-5-0	0-0	133	388
2013	Sparky Woods	2-10-0	2-4-0	0-6-0	0-0	235	416
2014	Sparky Woods	2-10-0	2-3-0	0-7-0	0-0	290	497
2015	Scott Wachenheim	2-9-0	1-5-0	1-4-0	0-0	254	385
All-Time Totals		469-676-42	274-193-15	125-369-15	70-109-12	18,824	23,686

COACHING RECORDS

Name	Seasons	Years	Overall	Pct.	Home	Away	Neutral	Name	Seasons	Years	Overall	Pct.	Home	Away	Neutral
Walter Taylor	1	1891	3-0-1	.875	2-0	1-0-1	0-0	Allison T. Hubert	10	1937-46	43-45-8	.490	18-9-2	15-22-3	10-14-3
G.W. Bryant	2	1895-96	8-5	.615	6-1	1-1	1-3	A.W. Morton	2	1947-48	9-8-1	.528	5-1	2-6-1	2-1
R.N. Groner	1	1897	3-2	.600	2-0	1-1	0-1	Thomas N. Nugent	4	1949-52	19-18-2	.513	6-2	8-11-1	5-5-1
S.A. Boyle	2	1898-99	5-2	.714	4-0	1-1	0-1	John McKenna	13	1953-65	62-60-8	.508	17-7	32-37-5	13-16-3
Sam Walker	3	1900-02	11-7-3	.595	8-0-3	2-2	1-5	Vito Ragazzo	5	1966-70	10-41	.196	3-9	5-24	2-8
W.W. Roper	2	1903-04	5-6	.455	5-2	0-2	0-2	Bob Thalman	14	1971-84	54-94-3	.368	30-27-2	19-61-1	5-6
I.B. Johnson	2	1905-06	6-9-1	.406	6-4-1	0-3	0-2	Eddie Williamson	4	1985-88	10-33-1	.239	5-10-1	2-21	0-2
C.S. Roller, Jr.	2	1907-08	8-5	.615	8-1	0-1	0-3	Jim Shuck	5	1989-93	14-40-1	.264	12-12	2-24-1	0-4
W.C. Gloth	2	1909-10	7-6-1	.536	6-1-1	0-4	1-1	Bill Stewart	3	1994-96	8-25	.242	5-10	3-13	0-2
Alpha Brummage	2	1911-12	14-2	.875	9-1	3-1	2-0	Ted Cain	2	1997-98	1-20	.048	1-9	0-11	0-0
Henry G. Poague	1	1913	7-1-2	.800	6-0-1	0-1	1-0-1	Cal McCombs	7	1999-05	19-60	.241	13-27	5-32	1-1
Frank H. Gorton	3	1914-16	14-11-1	.558	12-2	0-4	2-5-1	Jim Reid	2	2006-07	3-19	.136	2-8	0-12	0-0
Earl C. Abell	1	1917	4-4-1	.500	4-0-1	0-1	0-3	Sparky Woods	7	2008-14	17-62	.215	15-22	2-40	0-0
Abell & M. Goodman	1	1918	1-3	.250	1-0	0-2	0-1	Scott Wachenheim	1	2015	2-9	.182	1-5	1-4	0-0
Red Fleming	1	1919	6-2	.750	2-0	1-1	3-1								
Blandy Clarkson	7	1920-26	45-20-2	.687	24-4	9-10-1	12-6-1								
W.C. Raftery	10	1927-36	38-55-5	.413	21-16-2	9-24-1	8-15-2								


*Athletic Director Donny White coached the final game of the 1998 season vs. The Citadel (L, 36-10), on an interim basis.

Alumni Memorial Field Records

Best Home Season:	5-0, 1977
Most Points Scored by a Team:	70, The Citadel vs. VMI, Nov. 17, 2007
Biggest Combined Score:	107, VMI 52 vs. Gardner-Webb 55, 3 OT, Oct. 22, 2005
Lowest Combined Score:	3, VMI vs. Richmond (0-3), Sept. 30, 1967
Longest Run From Scrimmage:	98, Granville Amos (VMI), vs. William & Mary, Sept. 19, 1964
Longest Pass Completion:	94, Mike Pusey - Gerald Harp (Western Carolina), Oct. 28, 1978
Longest Interception Return:	90, Robert Mason (VMI) vs. Lehigh, Sept. 24, 2005
Longest Kickoff Return:	100 yds., Reggie Evans (Richmond), Sept. 15, 1979
.....	Richard Holland (VMI) vs. Furman, Sept. 23, 2000
Longest Punt Return:	89, Ricardo Clark (Marshall) Oct. 27, 1990
Longest Punt:	77, Joe Agee (William & Mary), Nov. 8, 1985
Most Field Goals:	5, Craig Jones (VMI), vs. William & Mary, Sept. 10, 1977
Longest Field Goal:	55, Dillon Christopher (VMI), vs. Western Carolina, Nov. 21, 2015
Most Individual Yards Rushing:	277, Thomas Haskins (VMI) vs. The Citadel, Nov. 16, 1996
Most Individual Yards Passing:	447, Austin Gahafer (Morehead State), Sept. 12, 2015
Most Individual Yards Receiving:	251, Kenny Cook (Gardner-Webb), Oct. 18, 2014
Most Individual Yards, Total Offense:	430, Austin Gahafer (Morehead State), Sept. 12, 2015
Most Individual Receptions:	16, William Morris (Davidson), Sept. 13, 2014
Most Passes Intercepted (Individual):	3, Marcus Johnson (The Citadel), Nov. 14, 1998
.....	Jim King (The Citadel), Oct. 22, 1970
.....	Kenny Booker (UT-Chattanooga), Oct. 20, 1984
Most Team Yards Rushing:	539, Georgia Southern vs. VMI, Oct. 2, 1999
Fewest Team Yards Rushing:	-4, Saint Francis, Sept. 6, 2008
Most Team Yards Passing:	498, William and Mary vs. VMI, Sept. 13, 1997
Fewest Team Yards Passing:	0, VMI vs. Richmond, Oct. 4, 2008
Most Team Total Offense:	688, UT-Chattanooga, Oct. 11, 1980
Most Combined Total Offense:	1138, VMI (648) vs. Presbyterian (490), Nov. 22, 2008
Most First Downs:	36, William & Mary, Oct. 12, 1991
Most Yards Penalized:	217, Richmond, Oct. 29, 1983
Most Passes Intercepted (Team):	6, Navy, Sept. 15, 1973
Most Fumbles Lost:	5, Appalachian State, Sept. 18, 1976 & Furman, Sept. 14, 1974
Largest Crowd:	10,000, VMI vs. Navy, Sept. 15, 1973
Smallest Crowd:	2,400, VMI vs. Davidson, Oct. 31, 1970



Dave Brown threw for 422 yards against Appalachian State on November 15, 1986.



Craig Jones kicked an Alumni Memorial Field record five field goals against William & Mary in 1977.

Honors & Awards

Henry Fairfax Ayers '06 Medal%

(Given to the Most Valuable Player)

1971 - George Ramsey, III
 1972 - Mac Bowman
 1973 - Eugene Williams
 1974 - Andy Dearman, III
 1975 - Ronnie Moore
 1976 - Kim Glidewell & John Willison, Jr.
 1977 - Glen Jones
 1978 - Robby Clark & Dale Ogg
 1979 - Walt Bellamy & Jeff Morgan
 1980 - Butch Hostetter
 1981 - Floyd Allen
 1982 - Melvin Rucker
 1983 - Anthony Agostinelli
 1984 - Mike Wooten
 1985 - Al Comer
 1986 - Keith Washington
 1987 - Dan Young
 1988 - Mark Stock
 1989 - Charles Plageman
 1990 - Wayne Purcell
 1991 - Dwayne Ross
 1992 - Kelly Holbert
 1993 - Kevin Reardon
 1998 - Andre Curtis
 1999 - Stillman Clark
 2000 - Richard Holland
 2001 - Chris Walsh
 2002 - Joey Gibson
 2003 - Derik Screen
 2004 - Robert Mason
 2005 - Robert Mason
 2006 - Sean Mizzer
 2007 - Tim Maypray
 2008 - Tim Maypray

Harry G. Lee '47 12th Man Award%

1989 - Frank Wilder
 1990 - Alvin Schmidt
 1991 - Matt Ankrum
 1992 - Brian Gliba

J. Smith Ferebee '27 Coaches' Award%

1989 - Mark Cager
 1990 - Turner Mebane
 1991 - Mike Perfetti
 1992 - Brian Jordan
 2005 - Travis Ludden
 2006 - Jonathan Wilson

Academic All-American

1976 - Bob Bookmiller (2nd Team)
 1978 - *Bob Bookmiller (2nd Team)
 - Craig Jones (1st Team)
 1979 - *Craig Jones (1st Team)
 1983 - David Twillie (2nd Team)
 1984 - David Twillie (1st Team)
 1986 - Dan Young (1st Team)
 1987 - Dan Young (2nd Team)
 1988 - Anthony McIntosh (1st Team)
 *Recipient NCAA Postgraduate scholarship

%Note - Team awards presented only in years listed

Dr. Martin D. Delaney, Jr. '28 Award%

(Originally begun as the Award of Honor, it was then given to the Most Improved Football Player.)

1958 - John Engels
 1959 - Marty Caples
 1960 - Not Awarded
 1961 - Dewitt Worrell
 1962 - Not Awarded
 1963 - Not Awarded
 1964 - Richard Phillips
 1965 - Unknown
 1966 - James B. Clarke
 1967-70 - Not Awarded
 1971 - Tom Napier and Walt Chalkley
 1972 - Blake Thomas
 1973 - Cliff Biram
 1974 - Ron Bongiovanni
 1975 - Ray Brooks
 1976 - Ralph George
 1977 - Jim Reynolds
 1978 - Allan Soltis
 1979 - Rick Gilbert
 1980 - Jeff White
 1981 - Ozzie Belcher
 1982 - Dan Martin
 1983 - Frank Ladson
 1984 - Neil Lowenstein
 1985 - Kevin Washington
 1986 - Erich Diehl
 1987 - Phil Riggleman
 1988 - John Adametz
 1989 - Tony Douglas
 1990 - Chris Witts
 1991 - Andy Andrews
 1992 - Robert Gay
 1993 - Robert Gay
 1998 - Darius Parker
 1999 - Matt Kluk
 2000 - Bryan Rodriguez
 2001 - Michael Kirk
 2002 - Musa Sarki
 2003 - Jonathan Wilson
 2004 - Kirk Monteleone
 2005 - Mike Maleski
 2006 - Jeff Marcey
 2007 - George Handler
 2008 - Zach Collins

National Football Foundation

Scholar-Athletes

1978 - Bob Bookmiller
 1979 - Craig Jones
 1982 - Teddy Gottwald
 1984 - David Twillie
 1987 - Dan Young
 1988 - Anthony McIntosh
 1989 - Charles Plageman

Keydets in the NFL

Sam Horner - Washington Redskins (1960-61), New York Giants (1962-63)
Pete Johnson - Chicago Bears (1959)
Joe Muha - Philadelphia Eagles (1946-50)
Bosh Pritchard - Philadelphia Eagles (1942, 1946-51), New York Giants (1951)
Vince Ragunas - Pittsburgh Steelers (1949)
Ray Reutt - Pittsburgh-Philadelphia Steagles

(1943)

Mark Stock - Pittsburgh Steelers (1989), Washington Redskins (1993 & 1994) & Indianapolis Colts (1996)

Bobby Thomason - Los Angeles Rams (1949), Green Bay Packers (1951), Philadelphia Eagles (1952-57)

Mike Wooten - Washington Redskins (1987)

Keydets in the CFL

Thomas Haskins - Montreal Alouettes (1997-2002)

Tim Maypray - Montreal Alouettes (2010-11)

Keydets in Post-Season Play

Floyd Allen, Senior Bowl (1982)
 Lorenzo Carpenter, All-America Classic (1992)
 Andy Dearman, All-American Bowl (1975)
 Howard Dyer, Senior Bowl (1961) & All-American Bowl (1961)
 Jay Grumbling, Blue-Gray (1951)
 Weir Goodwin, Blue-Gray (1951)
 Sam Horner, Blue-Gray (1960)
 Jack Hutchinson, Blue-Gray (1948)
 Craig Jones, Hula Bowl (1980)
 Jim McFalls, Senior Bowl (1959)
 Joe Muha, Blue-Gray (1942)
 Bosh Pritchard, Blue-Gray (1941)
 Mark Stock, East-West Shrine (1989) & Senior Bowl (1989)
 Paul Shu, Blue-Gray (1939)
 Joe Stump, Blue-Gray (1948)
 Bobby Thomason, Blue-Gray (1948)
 Cameron Thompson, Blue-Gray (1948)
 Gene Williams, All-American Bowl (1974)
 John Willison, All-American Bowl (1977)

SoCon Player of the Year

1957 - Bobby Jordan
 1960 - Howard Dyer

SoCon Freshman of the Year

1992 - Marlon Anderson (Coaches' only)
 2001 - Titus Green
 2014 - Al Cobb

SoCon Athlete of the Year

1953-54 - Johnny Mapp

SoCon Coach of the Year

1957, 1959, 1962 - John McKenna
 1974, 1981 - Bob Thalman
 2002 - Cal McCombs

SoCon Jacobs Blocking Trophy

1938 - Andy Trzeciak
 1940 - Billy Walker
 1960 - Lou Shuba
 1974 - Andy Dearman
 1979 - John Shuman
 1991 - Lorenzo Carpenter

Big South Scholar-Athlete of the Year

2008 - Jacob Rochester

Lettermen (1950-2015)

A-A-A-A

Howard Abegesah, 2006-09
 Jerry Acuff, 1969-70
 John Adamecz, 1986-88
 Joe Adebek, 1950
 Anthony Agostinelli, 1980-83
 Jeff Akers, 1997, 1999
 Damiso Alexander, 2007-10
 Hayden Alford, 2014-15
 Byron Allen, 2008-11
 Floyd Allen, 1978-81
 Terrell Allen, 2005-06
 Will Alley, 1998-2000
 Mike Alston, 1976-79
 Kellam Ames, 1984
 Granville Amos, 1962-64
 Rudy Amos, 1961-62
 Bill Anderson, 1952
 Mel Anderson, 1958
 Marlon Anderson, 1992-95
 Ryan Anderson, 2005
 Andy Andrews, 1989-91
 Mike Andriunas, 2001
 Fred Anson, 1950
 Leslie Apedoe, 1999
 Robbie Appell, 2005-06
 Frank Arbruzzese, 1966
 Dewayne Arkadie, 1989-93
 Butch Armstead, 1959-61
 Jason Armstead, 1998-2001
 Greg Arnett, 1974-77
 Joe Arnold, 1973-76
 Keashawn Artis, 2005-07
 Darnell Ashton, 2013-15
 Bill Ator, 1988-89
 A.J. Augustine, 2012-13
 Mark Austin, 1995
 Jeff Ax, 1985

B-B-B-B

Steve Bader, 1981
 Brett Badgett, 1994
 Lee Badgett, 1958-60
 Bill Bailey, 1974
 Jim Bailey, 1969-71
 Rob Bailey, 2008-11
 Barry Baker, 1973
 Jack Baker, 1994
 Zack Baker, 2015
 Curt Baldwin, 1986
 Todd Baldwin, 2002-05
 Bob Ball, 1970-72
 Barry Ballard, 1981
 Steve Ballowe, 1969
 John Bangley, 1979
 Fred Barber, 1993
 Keith Barber, 1976-77
 Troy Barden, 2015
 Keith Barfield, 1973
 Furnace Barnes, 2005
 Lee Barnes, 1966-68
 Jeff Barnes, 1987-89
 Marcus Barnes, 2002-05
 Jason Barnett, 1992-93
 Bryan Barnson, 2007-10
 Chris Barnwell, 1988
 William Barringer, 1989
 Leon Barrow, 2006-07
 Brent Barth, 1999-2002
 Don Basham, 1956
 Stan Bass, 1981-82
 Richard Bates, 1977-78
 Terry Batts, 1992
 Tom Baur, 1972
 Truman Baxter, 1957-58
 Biff Beale, 1988, 1990
 Chuck Beale, 1961-63

Jabarr Bean, 1994-97
 Jack Beason, 1995-96
 Greg Beck, 1976-77
 Austin Beckham, 1978-81
 Foster Beeker, 1996
 Bob Beerbower, 1971
 Vern Beitzel, 1970-71
 John Bell, 1999-2002
 Willie Bell, 2005-06
 Mike Bellamy, 1977-79
 Walt Bellamy, 1977-79
 Joe Benda, 1977-78
 Charles Bennett, 1996-98
 Jeff Berkeley, 1994
 Kirby Bernick, 1950
 Bob Biddle, 1966-68
 Cliff Biram, 1972-73
 Rick Biram, 1973
 Charlie Bishop, 1966-67
 Brandon Bissell, 1995-97
 Bill Black, 1961-63
 Mark Black, 1985
 Eddie Blair, 1969-71
 Ozzie Blecher, 1981
 Aaron Blue, 2008-11
 Andy Boardman, 1976
 James Boatright, 2007-11
 Brendon Bock, 2012, 14
 Larry Boese, 1964-65
 Bill Boland, 1970-71
 Clinton Bond, 1998
 Ron Bongiovanni, 1972-74
 Tommy Bonnett, 1950-52
 Bob Bookmiller, 1976-78
 Ross Booth, 1998-99, 2001, 2004
 Mark Bornhorst, 1982-84
 Jerry Borst, 1955-58
 Julian Bowers, 2008-10
 Mac Bowman, 1970-72
 William Bowman, 1984
 A.S. Boxley, 1951, 1953
 John Boyd, 1961-62
 Tom Boyer, 1996-99
 Danny Bradach, 1973-76
 Mike Bradley, 1999-2002
 Art Brandriff, 1957-58
 Ben Brandt, 2007-10
 Adam Brankamp, 2000-01, 2004
 Fritz Braunlich, 1986
 Keith Braxton, 1993-996
 David Brazier, 1989
 James Breckinridge, 1964-66
 Steve Breeding, 1969-71
 Shawn Breen, 1999
 Bill Brehaney, 1951-52
 Dexter Bridge, 2011-12
 Trent Bridges, 1983-86
 Jason Brinkmoeller, 2002
 Mark Bristol, 1985-87
 Jay Brock, 1982
 Cabell Brockman, 1997-98
 Hal Brodie, 1971-72
 George Brooks, 2002-05
 Ray Brooks, 1973-75
 Travis Brooks, 1998
 Jamie Browder, 1965
 Dave Brown, 1986-88
 Frank Brown, 1980
 Jeff Brown, 1984
 Jim Brown, 1995
 J.R. Brown, 1997
 Marcus Brown, 2004-07
 Rick Brown, 1989
 Robert Brown, 2004-07
 Sam Brown, 2000-03
 Steve Brown, 1999-2000
 Tony Browne, 1998-2001

Henry Bruno, 1971
 William Bruant, 1966
 John Buchanan, 1994
 John Budde, 1978-80
 Glen Buck, 1989
 David Budlong, 1995-98
 Chris Bunn, 1986-87
 Zohn Burden, 2002-05
 Jim Burg, 1965-67
 Robert Burns, 1984-86
 Doug Burton, 2012-14
 Keith Burwell, 1992-93
 Scott Burriss, 1996-98
 Joe Bush, 1962-64
 Ashley Butler, 1969
 Charlie Byrd, 1951-54
 Jimmy Byron, 1952

C-C-C-C

Alonzo Cabell, 1990-92
 Mark Cager, 1986-89
 Don Caldwell, 1979
 Emilio Calvin, 2008-11
 Randy Campbell, 1959-61
 Tom Campbell, 1967-69
 John Candler, 1959-61
 Martin Caples, 1958-60
 Thomas Carboni, 1981-83
 Skip Carleton, 1999-2002
 Greg Carlson, 2001-02
 Paul Carlton, 1950-52
 Lorenzo Carpenter, 1989-92
 Ward Carr, 1968
 Al Carter, 1988, 90
 Brett Carter, 1988
 Karee Carter, 2015
 Linwood Carter, 1965
 Scott Carter, 1981, 83
 Troy Carter, 1952-53
 Hunt Cary, 1991-92
 Jon Casarotti, 1990-91
 David Casteel, 2000-02
 Ryan Cates, 1998-2001
 Christopher Caudill, 1982
 John Caufield, 1970
 Gene Cauthen, 1998-2001
 Chip Chace, 2005
 Walt Chalkley, 1971
 Bruce Chambers, 1970-72
 John Chapla, 1965-66
 Shawn Chapman, 2010-12
 Justin Cheney, 2006
 Robbie Chenaute, 1997-99
 John Chicoli, 1986
 John Chisholm, 2000
 Cale Christensen, 1994-97
 Dillon Christopher, 2013-15
 George Chumbley, 1950-52
 Eric Church, 2008-10
 Chris Clark, 1984-87
 Jeff Clark, 1992
 Jordan Clark, 1994, 1996-98
 Melvin Clark, 1973
 Robby Clark, 1975-78
 Robert Clark, 1990-93
 Stillman Clark, 1999-2000
 Troy Clark, 1985-87
 James Clarke, 1966
 Amon-Ra Clay, 2014-15
 Phil Clayton, 1970
 Adrian Cmeker, 2002-04
 Al Cobb, 2014-15
 Barry Coceano, 1981-83
 Bronson Cocke, 2013
 Jerry Codutti, 1972-75
 Clifton Cogger, 1984-86
 Bernie Colacicco, 1983, 1985

Charlie Cole, 1961-63
 Mike Cole, 1971-73
 Tommy Cole, 1976
 Jimmy Coley, 1950
 Matt Coley, 1994-97
 Jud Collier, 1969
 Nick Collins, 1976-78
 Ray Collins, 1952, 1954
 Robert Collins, 2010-12
 Zach Collins, 2006-09
 Lucas Combs, 2007
 Alvin Comer, 1983-85
 Mike Conaway, 1973, 1976
 Steve Conlan, 1970
 Ian Connor, 1989
 Tony Conques, 1971
 Mark Conway, 1969-70
 James Cook, 1982
 Kelly Cook, 1994-97
 Michael Cook, 1983
 Bobby Cooper, 1954
 Emmanuel Cooper, 2011-14
 Chris Copeland, 2013-15
 Bob Copty, 1967-68
 Tim Cordle, 1978
 William Corn, 1980-82
 Alex Correll, 2002-04
 Joe Corsaro, 1977-78
 Torre Costin, 1994
 Ben Cottrell, 1980
 Charles Coulson, 1951
 Scott Council, 1988-91
 Craig Cox, 1976-79
 Tim Cox, 1977-79
 Monty Craft, 1989
 Allen Cratsenberg, 2014-15
 Bruce Crawford, 1972-72
 Travis Crittenden, 2002
 John Cross, 1991-93
 Jason Crowder, 1994-97
 Edwin Cruz, 2008
 Donnie Cumberland, 1973
 Don Cupit, 1969-70
 Tom Curran, 1995-97
 Andre Curtis, 1995-98
 Jack Curtis, 2007, 09
 Bill Currence, 1964
 Gene Cury, 1952

D-D-D-D

Kevin Daigh, 1969-71
 Bobby Dale, 1956-58
 Bryan Dalton, 1998
 Jim Daly, 1983-85
 Tom Daniel, 1958-59
 Sam Daniels, 1993-94
 David Darden, 1988
 Louis Darden, 1978-80
 Eric Davidson, 1989-90
 Bill Davis, 1961-63
 Chip Davis, 1974, 1976
 Conrad Davis, 1961-63
 Craig Davis, 1989
 James Davis, 1989-90
 Joey Davis, 1991
 Robert Davis, 1984-85
 Benny Day, 1956-57
 Chip DeCarli, 1975-76
 Bruce DeGroot, 1972
 Frank DeLaine, 1973-75
 Andy Dearman, 1972-74
 Daryl Deke, 1981
 Cal Depew, 1968
 D.J. Derenzo, 1986
 Bill Dermott, 1965
 James Devens, 2011
 John Devlin, 1991-94

Robert de Wolff, 2013-15
 John Dick, 1973
 Erich Diehl, 1985-87
 Chuck Dininger, 1950-52
 Tivris Dixon, 1995-97
 John Dodge, 1981
 Pat Donahue, 1984
 Tom Dooley, 1955
 Chris Doss, 1991-93
 Patrick Doucette, 2014-15
 Justin Douglas, 1996-98
 Tony Douglas, 1988-1990
 Matt Dowler, 2002-05
 Lou Drake, 1953
 Robert Draper, 1985
 Peter Dreisbach, 2003
 Steve Dudek, 1992-93
 Mike Dugan, 1971-72
 Tom Dumouchelle, 1988
 Brian Duncan, 2003-05
 Ed Duncan, 1960
 J.R. Dunkley, 1960-61
 Leslie Dunnaville, 1979-81
 Andrew Dunnington, 1992-94
 Wyatt Durette, 1959-60
 John Durst, 1969-71
 Walt Duryea, 1963
 Howard Dyer, 1958-60

E-E-E-E

Tommy Earle, 1977-79
 Frank Easterly, 1966-68
 David Eberhardt, 2012-13
 Kris Edelman, 1991-92
 Mike Eden, 1978-81
 Heath Edmiston, 1994-97
 Mike Edwards, 1993-95
 Jerry Eggleston, 1950
 Claud Eley, 1950-51
 Greg Ellen, 1994-97
 Hill Ellett, 1964-66
 David Ellington, 1969-70
 Brian Ellis, 2015
 Frank Ellis, 2007-08
 Billy Elmore, 1955-56
 John Engels, 1956-58
 Denton Ensminger, 2011-12, 14-15
 Eric Ensley, 1993
 Greg Enterline, 1982-84
 Bobby Epps, 2008
 Dick Evans, 1957-59
 Nick Evasusch, 1955-57
 Chi Chi Ezekwe, 2006-07

F-F-F-F

Jon Fabyonic, 1992-94
 John Falzone, 1965-66
 Lou Farmer, 1955-56
 Tony Farry, 1972-74
 Josh Favaro, 2007-10
 Martin Fedenko, 1977-79
 Greg Fedor, 1997-2000
 Neal Felty, 1983-84
 Dick Fencil, 1953-54
 Demond Ferebee, 1993-94, 96
 Tom Ferguson, 1974-77
 Thomas Felvey, 1950, 1952
 Doug Finlayson, 1970
 Al Florini, 1963
 Martin Fisher, 1957
 Rusty Fitzgerald, 1963-65
 Jason Fletcher, 1996
 W.F. Flood, 1970
 Raymond Flowers, 1989-92
 Mike Foesch, 1990-91
 Mike Foley, 1951-54
 Wade Foltz, 1979-81

Lee Foresman, 1976
 Dane Forlines, 2013-15
 Jimmy Foster, 1955
 Wes Foster, 1955
 Andy Fox, 1996-97
 John Fox, 2003-05
 Vicheal Foxx, 2002-03, 2005
 Paul Frain, 1968-70
 Joe France, 1987
 Ryan Francis, 2014-15
 John Frankeberger, 1950-51
 Bob Franks, 1971-73
 Scott Frazier, 2015
 Mike Freeman, 1975-77
 Todd Freiwald, 1985-87
 Tim Friece, 1998, 2000
 Dan Fritz, 1979-80
 Brian Froehlich, 1990, 1992-93
 Teray Frost, 1997-2000
 James Fruehan, 2011-14
 Bill Fuller, 1986
 Keith Fuller, 1991
 Caleb Furlow, 2011-13, 15
 Glen Furr, 1972-74

G-G-G-G

Pedro Garcia, 1998-99, 2001-02
 Johnny Garnett, 1974-77
 Jay Garrett, 1998-2000
 J.C. Garvin, 2014-15
 Ty Garvin, 2011-13
 Robert Gay, 1992-93
 Tony Gentile, 1966-68
 Ralph George, 1973-76
 Andre Gibson, 1975-77
 Joey Gibson, 1999-2002
 Johnny Gilbert, 1952
 Rick Gilbert, 1978-79
 Don Giles, 1962-63
 Jim Sam Gillespie, 1957-58
 Jim Sam Gillespie III, 1992
 Jeff Gillette, 1994
 Chris Gilliland, 2004-06
 Ed Glackin, 1973-76
 Chal Glenn, 1979
 Brian Gliba, 1993-95
 Kim Glidewell, 1973-76
 Dutch Goddard, 1974-77
 Geoff Goff, 1991-94
 Terrell Golden, 2004-05
 Jose Gomez, 1977-78
 Tim Gompers, 1974-75, 1977
 Steve Good, 1969
 J.O. Goode, 2012
 Weir Goodwin, 1950-51
 Rick Goodwin, 2006-07
 Teddy Gottwald, 1979-82
 Andrew Gore, 2006-07
 Patrick Goulden, 2011-13
 Erwin Grabinska, 1984
 Bill Graf, 1950
 Keith Graham, 1999-2002
 Bo Grant, 1974-76
 Mark Graybill, 1960-61
 Anthony Green, 1976, 1978
 Titus Green, 2001, 2003, 2005
 J.C. Gregory, 1986
 John Griffin, 1965, 1967-68
 Marcus Griffin, 1995
 Rick Griffith, 1969-70
 Bill Grigg, 1978, 1980-81
 Dan Griles, 1992-94
 A.J. Gross, 2008-11
 Jay Grumbling, 1950-51
 Marvin Gundy, 1993
 Bill Guy, 1952-53

2016 VMI Football Fact Book

H-H-H-H-H

Bob Habasevich, 1966-68
 Bill Haberlein, 1958-60
 Tracy Hairston, 2008-11
 Rusty Hale, 1989-91
 Eric Hall, 2003-06
 John Hall, 1970-72
 Mike Hall, 1979-81
 Tom Halliday, 1967, 1969
 Tony Hamilton, 1976-78
 Phil Hamric, 1959
 George Handler, 2006-09
 Bradley Hann, 2013-15
 Chris Harper, 2010-13
 Steve Harrington, 1966-68
 Grant Harris, 2003-05
 Greg Harris, 1993-96
 Mike Harris, 1995-98
 Noel Harris, 1978
 Ryan Harris, 2004
 Eric Harrison, 1987-88, 1990
 James Harrison, 1983
 Eric Hart, 1962-64
 Leon Hartless, 1960
 Thomas Haskins, 1993-96
 Mike Hatfield, 1980
 Bruce Hauck, 1983
 Taylor Hay, 1950
 Travis Hawkins, 2013-14
 Wade Hawkins, 1987-90
 Mike Hayes, 1997
 Tim Hayes, 1988-89
 Daryl Haymon, 1999-2000
 Walker Hays, 2013-14
 Willard Hays, 1950
 Tom Hedge, 1950
 Stewart Heishman, 1984-85
 Mark Hennigan, 1989
 Gabe Hensley, 1999-2000
 Wayne Hepler, 1969-70
 Paul Hebert, 1965-67
 John Herrin, 1998
 Jack Herzog, 2003-06
 Jake Hickman, 1994-97
 Justin Hickman, 2008-09
 Jack Hill, 1950
 Ron Hill, 1993, 1995-97
 John Hince, 1966-67
 Doug Hines, 1973-75
 Blake Hippensteil, 1981-83
 Steven Hite, 2008-09
 John Hobbs, 1973-76
 Bob Hockley, 1967-69
 Bill Hoehl, 1960-61
 Chris Hoffman, 1990
 Kelly Holbert, 1990-92
 Christian Holland, 1951
 Richard Holland, 1997, 99-00
 Colby Hollingsworth, 2003-06
 Ray Holloway, 2004
 Rod Hollowell, 1960
 Avi Hopkins, 1995-97
 Sam Horner, 1957-59
 Butch Hostetter, 1977-80
 Charles Houk, 1995-97
 Tommy Howell, 1970
 Craig Howard, 1999-2001
 Jeff Hubbard, 1992-94
 Jim Hubbard, 1987-89
 Paul Hudson, 1950-51
 Justin Huggard, 2002-05
 Kyle Hughes, 2006-09
 Kamau Hull, 2001, 2003-05
 Michael Hulyo, 1981-84
 James Hummer, 2009
 Jay Hunt, 1997-98
 Scott Hunter, 1985
 Larry Hupertz, 1977-79
 Joe Hurley, 1986-88
 Eric Hutchings, 1973-76

Mike Hutchings, 2006
 Myles Hutchinson, 1951
 William Hyman, 2013

I-I-I-I-I

Wilson Ileso, 2006
 George Inge, 1988-90
 Tom Inge, 1959
 Jim Ingram, 1970-71
 Mike Inteso, 1987
 Richard Irby, 1964, 1966
 Clark Irvine, 2011-12
 Garland Isaacs 1972, 1974
 Steve Isola, 1991
 Gabe Itoka, 2007-10
 Gordon Ivascu, 1980

J-J-J-J-J

Carl Jackson, 1978
 Darius Jackson, 1994, 1996-98
 Nathaniel Jackson, 2004-07
 P.J. Jackson, 1998-2000
 Chad Jacob, 2014-15
 Alex James, 2012-15
 Oliver James, 1979-80
 Raleigh James, 1972
 Paul Janshego, 1954-55
 Greg Jarvis, 1987
 Tony Jaworski, 1970-71
 Rajah Jenkins, 2008
 Butch Jennings, 1990-91
 Mike Jesensky, 1979
 Thomas Jewett, 1980-82
 Andre Johnson, 1992-94
 Arturo Johnson, 1987
 Chris Johnson, 1986
 Christian Johnson, 2003-04
 Darrin Johnson, 2014-15
 Derrick Johnson, 1983-86
 Deshawn Johnson, 1994-96
 John Paul Johnson, 1955
 Kyle Johnson, 2006-08
 Marlon Johnson, 1995
 Michael Johnson, 2009-11
 Pete Johnson, 1956-58
 Spike Johnson, 1992-93
 William Johnson, 1973
 Curtis Johnston, 1980-81
 Donnie Johnston, 2002-04
 Duke Johnston, 1956-57
 Bob Jones, 1970
 Cameron Jones, 2008-10
 Charlie Jones, 2009-11
 Chaz Jones, 2008, 10-11
 Cory Jones, 1990
 Craig Jones, 1976-79
 Damian Jones, 2013-15
 Glenn Jones, 1974-77
 Hugh Jones, 1964-65
 Robby Jones, 1977-79
 Royce Jones, 1952-54
 Stephone Jones, 1983-85
 Stinson Jones, 1958-61
 Toby Jones, 1981-83
 Bobby Jordan, 1954-57
 Brian Jordan, 1990-92

K-K-K-K-K

Vic Kane, 1991-92
 Carl Kasko, 1956-58
 Rick Kastleberg, 1973
 Verne Keefer, 1956-58
 Frank Keeney, 2007
 Chris Keever, 1989-91
 John Keilty, 2007
 Jehan Keitt, 2003
 Christian Kelly, 2006-07
 Mike Kemp, 1987-79
 Yerry Kenneally, 1970
 Don Kern, 1959-60

Alex Keys, 2013-15
 Rick Killmeyer, 1992-94
 Scott Kimball, 1983
 Mike Kimberly, 1989
 Randy Kinsey, 1970
 Robert Knislow, 1951
 Michael Kirk, 2000-03
 Ted Kirk, 1969-71
 Bill Kirkland, 1957-78
 Bruce Kitchen, 1979
 Karl Kinar, 1951-53
 Wes Kite, 2000, 2002
 Matthew Kluk, 1999-2002
 Don Komara, 1980-81
 Eric Kordenbrock, 2010-13
 Ken Kovac, 1986
 Uzoma Kpaduwa, 2015
 Travis Kraft, 1994
 Andy Kratt, 1996
 Jerry Kress, 1954
 Steve Krickovic, 1985-86
 Kerr Kump, 1967-68
 Tom Kurkoski, 1957-59

L-L-L-L-L

Bob LaPosta, 1965
 Frank Ladson, 1982-83
 Darian Lafferty, 1999-2001
 Jim Lambert, 1965
 Mark Lambert, 1975-77
 Pete Lampman, 1986-88
 Butch Land, 1962
 John Landry, 1970-72
 Jack Lanford, 1950-52
 Jay Lasek, 1980-82
 Boo Lassiter, 1989-90
 John Lauerman, 1950
 Charlie Lavery, 1952-55
 Brad Lawrence, 1988
 Steve Lawrence, 1975
 David Lawson, 1993
 Mark Layne, 1978-80
 Carl LeBourdais, 1954-56
 Bill Leck, 1950
 Mike Ledford, 1992-93
 Jerry Ledlow, 1985
 Bob Lee, 1964
 John Lee, 1984
 Tommy Leemon, 1969
 Ken Legum, 1959-61
 Rob Leighty, 1950-51
 Brian Lengarsky, 1997-99
 Al Lester, 1994-97
 Bruce Leve, 1962
 Aaron Lewis, 2009-12
 Andrew Lewis, 2013-15
 Austin Lewis, 2009
 Cornell Lewis, 1995-97
 Charlie Liesfield, 2003-06
 Caleb Lindsey, 2014
 Brad Lipscomb, 2013, 15
 Brian Lipscomb, 2015
 Scott Lipscomb, 1980-83
 Tommy Lloyd, 2004-07
 Bob Lockridge, 1968-70
 Dickie Lockridge, 1979
 Jimmy Lofton, 1972-75
 John Long, 1981-84
 Chip Louthan, 1974
 Howie Lowden, 1994-96
 Jack Lowden, 1950
 Neil Lowenstein, 1982-84
 Will Lucas, 2010-13
 Travis Ludden, 2005-08
 John Ludt, 1967-69
 Allan Lunsford, 1989-90
 Frank Lumpkin, 1978
 Rich Lykins, 1970
 Dan Lyle, 1989-92
 Josh Lyles, 2001-04

Terrell Lynch, 2009, 11
 Dick Lyons, 1952, 1954-55

M-M-M-M-M

Travis Mabrey, 1987-89
 James MacDonald, 1950-51
 Gary Mackey, 1966-68
 Mike Maguigan, 1966, 1968
 Michael Mahoney, 1966
 Abey Malave-Lopez, 2000-02, 04
 Brian Malast, 2000, 2002-03
 Mike Maleski, 2002-05
 Jimmy Mallis, 1986
 Seth Mallory, 2015
 Thomas Manning, 1984
 Cameron Manuel, 1979
 Johnny Mapp, 1951-53
 Jeff Marcey, 2006-07
 Andrew Marcotte, 2011-14
 Ted Mariani, 1951-52
 Alvin Markhand, 1950-51
 Chuck Marks, 1967-68
 Miguél Marshall, 2010-11
 Dan Martin, 1980-82
 Dave Martin, 1955
 Curtis Mason, 1989-92
 Brian Mason, 2002-05
 Art Massaro, 1982-84
 Kevin Massenburg, 1982
 Blend Massie, 1976
 Gabe Mastrobuno, 1977-80
 Kip Mattis, 1987
 Rick Mattoso, 1995
 Dontaë Mauck, 2015
 Lawrence Mauck, 1976
 Matt Maxey, 1999-2002
 Jonathan Mayo, 1992-94
 Mike Mayo, 1984-87
 Tim Maypray, 2006-09
 Connor Mays, 2011-13
 Pete Mazik, 1962-63
 Anthony Mazza, 1951
 Jim McCallum, 1952
 Chuck McCarthy, 1984
 Pat McCarthy, 1977-79
 Tom McCarthy, 1982-85
 Travis McDaniel, 1991-93
 Pat McDowell, 1997, 2000
 Jim McFalls, 1955-58
 Dick McFarlin, 1950
 Bill McGarrah, 1984, 86-87
 Matt McGonegle, 2004
 William McGowan, 1966
 Dan McGrew, 1986-88
 Anthony McIntosh, 1985-88
 Mark McIntyre, 1972-73
 Steve McKenna, 1976-77, 1979
 Patrick McKinney, 2006-09
 Harry McKnight, 1972-74
 Jeff McLean, 1976-78
 Mark McLean, 1977-78
 Chuck McLennan, 1955-56
 LaShae McMillan, 2004
 Bryant McMillan, 1991-92
 Terrence McMillan, 1988
 Richard McMinn, 1990
 Gary McNeal, 1955-56
 Bobby McQueen, 1973-76
 Graham McPherson, 1995-98
 Chris Meacham, 1990-93
 Ricky Mears, 1987-88
 Turner Mebane, 1989-90
 Dennis Merklinger, 1960-61
 Ted Mervosh, 1964-66
 Matt Metheney, 1988-90
 Tom Mihalik, 1973-76
 Ned Mikula, 1968, 1970
 Dave Miles, 1973-75
 Bill Miller, 1952-55
 Brad Miller, 2003-04

Scott Miller, 1969-70
 Stephen Miller, 2014-15
 Malacki Mills, 1981-82
 Matt Milner, 2015
 John Milstead, 1990-92
 Nick Mims, 2006-08
 Marcus Mines, 1989-92
 Ryan Mingus, 2005, 2007
 Claiborne Minor, 1964-66
 Gil Minor, 1960-62
 Rick Minor, 1969
 Terry Minor, 1993-96
 Kirk Minton, 1973
 Aaron Mitchell, 1998, 2000
 Bobby Mitchell, 1959-61
 John Mitchell, 1982-83
 Kevin Mitchell, 1982-83
 Sidney Mitchner, 1992-94
 Rob Mittelstadt, 1999
 Sean Mizzer, 2002-04, 06
 John Mobley, 2015
 Bob Modarelli, 1960-62
 Matt Modarelli, 1993
 Jose Mojica, 1996-97
 Justin Molloy, 1995-96
 Dan Monahan, 1984-85
 Kirk Monteleone, 2003-05
 Joe Moody, 1954-56
 Lee Moon, 1967, 1969
 Alan Moore, 1966
 Doug Moore, 2012-15
 Pat Moore, 1971
 Ronnie Moore, 1972-75
 Sean Moore, 2002-05
 Joe Morabit, 1959
 Adam Morgan, 2010-12
 Allen Morgan, 1972-74
 Jeff Morgan, 1976-79
 Johnny Morgan, 1953-54
 Mike Morgan, 1990-92
 Pat Morrison, 1959-61
 Chris Morris, 1999-2000
 John Morton, 1973
 Howard Moss, 1957-59
 Kenny Moseley, 1999, 2001
 Sam Moultrie, 1972
 Bill Mowll, 1962
 Deffy Mubangu, 1997-99, 2001
 Doug Muirheld, 1970-71
 Mike Muller, 1978
 Kerry Mullin, 1976
 Mark Mulrooney, 1962-63
 Camillus Musselman, 1990-93
 Calvin Murray, 1980-82
 Cameron Murray, 2009-11
 Daniel Murphy, 1984
 Hershel Murray, 1959
 Larry Murray, 1988
 Nate Murray, 2012-15
 Quan Myers, 2015
 Tom Myers, 1962-63

N-N-N-N-N

Tom Napier, 1970-72
 Steel Nardozi, 2003-05
 Joe Naselli, 1966-68
 Derek Neal, 2000
 Bill Nebraska, 1955-58
 Mike Necessary, 1983-85
 Chad Neely, 1994-95
 Ed Negro, 1977-78
 Joe Nelson, 2013-15
 Roger Nerone, 1965
 Dan Newcomer, 1973-74
 Jay Newcomer, 1972-74
 Doug Nichols, 1970-71
 Matthew Nicholson, 2013-15
 Richard Nickel, 1963
 Kyle Niskard, 2007-09
 John Noon, 1970

O-O-O-O-O

Robert Oaks, 2003-04
 Jimmy O'Dell, 1958-59
 John O'Donnell, 1967
 Tim O'Neil, 1952
 George O'Neill, 1956, 1958
 Steve Oddi, 1974-77
 Dale Ogg, 1976-78
 Frank Oliver, 1965-66
 Mike Ondos, 1958-59
 John Orrison, 1966
 Bob Osler, 1978-79
 Greg Otew, 1984-86
 Bob Owen, 1950
 Tyler Owens, 2012-13
 Hunt Ozmer, 1975

P-P-P-P-P

Sam Palmer, 2008
 Steve Palmer, 1983-84
 Steve Pancham, 1983-85
 Fran Pannell, 1986, 1988-89
 Mark Pappas, 1981-82
 Jon Pardew, 1990-91
 Darius Parker, 1996-99
 Isaiah Parker, 2015
 Rick Parker, 1964
 Tom Parker, 1972-73
 Lance Parnell, 1990-91
 Kenneth Parns, 1966
 John Parrott, 1984-87
 Ed Patnesky, 1962
 Maury Pauling, 2002-03
 Ken Patrick, 1959-60
 Mike Patterson, 1963-64
 Sam Patterson, 2012-15
 Jeff Paul, 1989
 William Paulette, 1968
 Maury Pauling, 2001-04
 Joe Paustenbaugh, 1978
 Gerard Payne, 2006-07
 Jonathan Payne-Vimbish, 2011
 Ed Pearson, 1996, 2000
 Binnie Peay, 1961
 Clark Peele, 1971
 Mike Perfetti, 1989-92
 Chris Perry, 2004-05
 Gary Persinger, 1979-81
 Adam Peters, 2003-06
 Dave Petka, 1986-89
 Neal Petree, 1950-51
 William Pfeiffer, 1978
 Ambrose Phillips, 1983-85
 Casey Phillips, 2015
 Richard Phillips, 1962-64
 Dan Phlegar, 1963-65
 Phillip Pickens, 2009, 12
 Damon Pinero, 1994
 Charles Plageman, 1986-89
 DeAngello Plather, 2000-02

2016 VMI Football Fact Book

Eric Plogger, 1991-92
 Wesley Poff, 1990
 David Poldiak, 2000-01, 03-04
 Bob Polk, 1960
 John Portasik, 1950-51
 Fred Poss, 1952-53
 Rives Potts, 1970
 Bill Powell, 1958-60
 Joseph Powell, 1951
 Bill Powers, 1986-87
 Ethan Preston, 2012
 Eugene Pribila, 1990-93
 Gary Price, 2002-04
 J.W. Price, 1961
 Brett Prillaman, 1998-2001
 Matt Prokop, 1999-2000
 Mark Pruden, 1982
 Wayne Purcell, 1987-90
 John Puvoel, 2000-01, 03-04
 Allan Pyke, 1973-75
 Dave Pyle, 1976-77

Q-Q-Q-Q-Q

Bo Quattrone, 1987-89
 Russ Quay, 1967
 John Quinn, 1959
 Brian Quisenberry, 1978-80
 Henry Quisenberry, 1950-51

R-R-R-R-R

Kelly Raber, 1981-82
 Bob Rader, 1955-57
 Eric Radford, 1973-76
 Jim Radle, 1982-84
 Tom Radle, 1980-81
 Michael Rainey-Wiles, 2007-10
 Paul Raitz, 1987
 Bill Ralph, 1951-53
 Glen Ralston, 1983-85
 George Ramer, 1951-53
 Pete Ramsey, 1969-71
 Robert Randolph, 1965-66
 Richard Rankin, 1965-66
 Jacob Ratclifford, 2001
 Sam Ratcliffe, 1973
 Alex Ray, 2008-10
 Marc Ray, 2009-10
 Steve Ray, 1970
 Kevin Reardon, 1991-93
 Weston Reber, 2009, 11-13
 Dave Redman, 1984-85
 Adam Reel, 2004-06
 Andy Reel, 2001-02
 Chad Reed, 2014-15
 Bill Reed, 1962, 1964
 Ken Reeder, 1960-62
 Tyler Reedy, 2008-09
 Greg Reese, 1998
 Ron Reimman, 1984
 Don Reisch, 1970-71
 Tom Replogle, 1974-77
 Erik Reynolds, 1992-93
 Jeff Reynolds, 1974-76
 Jim Reynolds, 1975-77
 Carl Rhodes, 1964-65
 Tom Rhodes, 1964-65, 1967
 Jaron Rice, 2011
 Jim Rice, 1980-82
 Oscar Richardson, 1972-74
 Tony Richardson, 2014-15
 John Ridding, 1970
 Phil Riggleman, 1985-87
 George Ripley, 1950-51
 Worth Roberts, 1970
 Alijah Robinson, 2013-15
 Darryl Robinson, 1980-83
 Doug Robinson, 1988-89, 91-92
 George Robinson, 1950-51
 Joey Robinson, 2006-07
 Joseph Robinson, 1977

Richard Robinson, 1996
 Jacob Rochester, 2005-08
 Bryan Rodriguez, 1999-2001
 Steve Roenker, 1987-89
 James Rogers, 2011-13
 Mike Rogers, 1994-97
 Chuck Rogerson, 1983-84
 Louis Rolan, 1979-80
 Arnold Roots, 2015
 Iyan Roseborough, 2013-15
 Victor Rosen, 2004
 Bobby Ross, 1956-58
 Dwayne Ross, 1988-91
 Stefawn Ross, 2009-12
 Dan Rothermel, 1974
 Bryan Royster, 2005
 Louis Rucker, 1982-83, 85
 Melvin Rucker, 1979-82
 Nick Ruffin, 1956-58
 Chris Rule, 1988-90
 Mark Rumph, 1988-90
 Ray Rushton, 1980-82
 Brian Rychlik, 1992-93

S-S-S-S-S

Milt Salter, 1970-72
 Aaron Sanders, 2013-15
 Charles Sanders, 1992-93
 Greg Sanders, 2014-15
 Walt Sanders, 1980-81
 Musa Sarki, 2000-03
 P.W. Sarver, 1983-84
 Robert Savage, 1978-80
 Brandon Savochka, 1992-93
 Bob Scaglione, 1983-85
 Tony Scales, 1989-92
 Cliff Schademan, 2004
 Ray Schaper, 1974-77
 Larry Schaudies, 1971-73
 Chip Schellhorn, 1974-75
 Ryan Schelske, 2002
 Bob Schmalzreidt, 1965-67
 Charlie Schmaus, 1966
 Alvin Schmidt, 1989-90
 Dave Schrader, 1969-70
 Andrew Schultz, 1992
 Ben Schultz, 1995, 1997
 Tom Schultze, 1972-73
 Ken Scott, 1958-59
 Mario Scott, 2007-10
 Derik Screen, 2000-03
 Harry Seigfried, 1976-77
 Nick Servidio, 1952-54
 Jeff Sexton, 2009-12
 Patrick Sexton, 2010, 12-13
 Matt Sharpe, 2001-03
 Wendell Shay, 1952-53
 Emmy Shedlock, 1965
 Harry Shepherd, 1956-57
 Jon Sherrod, 1993
 Gary Shick, 1972
 Cody Shirley, 2012, 15
 Fred Shirley, 1959-61
 Gary Shope, 1970
 Steve Short, 1980-82
 Carl Showalter, 1980-81
 Lou Shuba, 1959-60
 Jim Shumaker, 1961, 1963
 John Shuman, 1976-79
 Joe Siler, 1952-53
 R. C. Simmons, 2001-02, 2004
 Mike Sisler, 1967-69
 Rucker Slater, 1986
 Tom Slater, 1963-65
 Barry Smith, 1980-82
 Chase Smith, 2015
 Clarence Smith, 2002-03
 D'Angelo Smith, 2009-11
 Derek Smith, 2006
 Fred Smith, 1966-68

Jack Smith, 1994-95
 Julian Smith, 1967
 Justin Smith, 2010-13
 Larry Smith, 1966-68
 Mike Smith, 2010-13
 Reginald Smith, 1981-83
 Terry Smith, 1969
 Tommy Smith, 2015
 Tripp Smith, 2001-04
 Charlie Snead, 1962-64
 Josh Sneed, 2008-11
 T.J. Snelling, 2000-03
 Rob Snodgrass, 1993
 Buzz Snyder, 1955
 Joe Sokolowski, 1988-90
 Kevin Solomon, 1999-2001
 Allan Soltis, 1976-78
 Brian Southard, 1989-92
 Logan Sorenson, 2009
 Tom Sowers, 1968
 Tony Spevak, 1995-96
 Murphy Sprinkel, 1968-70
 George St. John, 1951
 Matt Staton, 1995
 Joseph Strafford, 1966
 Paul Staiger, 1973-74
 Logan Staib, 2011-14
 Bill Stainback, 1967-68
 Ned Stepanovich, 1975-77
 Mark Stephenson, 1992-94
 Greg Stevens, 2008
 Marcus Siltner, 1999-2001
 Lee Stillwell, 1966-68
 Mark Stock, 1985-86, 88
 Taylor Stout, 2013-15
 Dave Stradford, 2012
 Ryan Stratis, 2006
 Joe Straub, 1962-64
 Chris Strock, 1995
 Scott Strong, 1967
 Jon Strozky, 2014-15
 Joe Stump, 1950
 Anthony Sturgill, 1999-2002

T-T-T-T-T

Roger Sturgill, 1983
 Greg Sturz, 2001-03
 Jason Stutts, 1995-96
 Denny Sullivan, 1969-71
 Ty Summers, 1999-2002
 Darrell Summerville, 1994-95
 Robert Susnar, 1986-87
 Patrick Sweeney, 2007-08
 Levi Swindell, 2006-09
 Ryan Swingle, 2014-15
 Ron Swirk, 1955-57
 Keith Sykes, 1986-88

T-T-T-T-T

Judd Tabor, 1994
 Mike Talley, 1963, 1965
 Ryan Talley, 1995
 T.J. Talley, 2008-11
 Paul Tate, 1981, 1983
 Don Taylor, 1966-67
 Jafri Taylor, 2009
 Joe Taylor, 2006-08
 Keith Taylor, 2005-08
 Lionel Taylor, 1986-89
 Dennis Telzrow, 1964-66
 Hardy Temoney, 2008, 10-12
 Justin Tench, 2009
 Mike Teubner, 1969-71
 Lloyd Thacker, 1957-58
 Mike Thacker, 1965-67
 Billy Thomas, 1994-97
 Blake Thomas, 1970, 1972
 Rick Thomas, 1969
 Jim Thomaselli, 1970
 Scott Thomasson, 1980-81
 Alec Thompson, 2012-13
 Eric Thompson, 2002

Mario Thompson, 2010-13
 Maurice Thompson, 1982-84
 Terry Thompson, 1982-84
 Andre Thornton, 1994-97
 Jim Thornton, 1952-54
 Wayne Thornton, 1972
 Juan Thrasher, 2008-11
 Dap Tillery, 1987-90
 William Tilling, 1982-84
 Cris Timmons, 1978-80
 Andy Titone, 1986
 Maximilian Toch, 1966
 Lamont Toliver, 1984
 Mark Tomlin, 2009
 Hugh Tompkins, 1966-68
 Bruce Torbett, 1972-74
 Bill Tornabene, 1961-63
 Jim Toth, 1977
 Richard Townsend, 1972
 Tracy Towe, 1986-88
 Colby Trammell, 1967, 1969
 John Traynham, 1958-61
 Tom Trobridge, 1979-80
 Vince Trombetta, 1951
 Tyriug Trotman, 2015
 Jim True, 1958
 Andy Tucker, 1961-63
 Brice Tucker, 2015
 Mike Tucker, 1972
 Terry Tucker, 1992-94
 Todd Tudor, 1980, 1982-83
 Rick Tufaro, 1974-75
 John Turley, 1956
 David Turner, 2010, 12
 Jabari Turner, 2011-14
 John Turner, 1963-65
 Leon Turner, 1978
 Robert Turner, 1983
 Mike Tutor, 1993-95
 David Twillie, 1981-84
 David Tyler, 1982-84
 Sam Tyus, 1986

U-U-U-U-U

Steve Umberger, 1980-82
 Phil Upton, 1972-75

V-V-V-V-V

Dick Valentine, 1970-71
 Matt Van Wie, 2002
 Kyle Vardo, 2014
 Neil Varnado, 1988
 Bill Vaughn, 1950
 Dale Vaughn, 1954-55
 Scott Vaughn, 1983-84
 Ron Vaughns, 1999, 2001-03
 Jordan Veal, 2014
 Buster Venable, 1969-70
 Andy Viola, 2005-08
 Daniel VonSchuch, 2006

W-W-W-W-W

Randy Wainman, 2004
 Doug Walker, 1961-63
 Eric Walker, 1990, 1992-93
 Greg Walker, 2008-11
 James Walker, 1984
 Jim Wall, 1985-86
 Damani Wallace, 1993-95
 G.J. Walley, 1978-80
 Chris Walsh, 1999-2002
 Andrew Walton, 2004-05
 Aubrey Walton, 1984, 1986
 Jamaal Walton, 2003-06
 Tommy Walton, 2003
 Jeremy Ward, 2002-05
 Kris Ware, 2006, 2008-10
 Billy Dee Washington, 1998-2001
 Jeff Washington, 1977-79
 John Washington, 1986-89

John Washington, 2011-14
 Kevin Washington, 1985-88
 Keith Washington, 1983-86
 Todd Washington, 1989-91
 Trae Watkins, 2008-11
 Mike Watson, 2006-07
 Tom Watt, 1950
 Bob Watts, 1966-67
 Deon Watts, 2011-14
 Barrett Way, 2004-06
 Marvin Watts, 1971-73
 Gregg Weaver, 1976-78
 Ed Webb, 1999-2001
 Rusty Webb, 2006
 Zach Webb, 2008
 Cliff Weddington, 1993
 Dick Weede, 1958-60
 Kyle Weidlich, 1980-81
 Mark Weiss, 1970-72
 Bill Welsh, 1961-63
 Eddie Wertz, 1994-95
 Larry Wertz, 1964-66
 Jim Westbrook, 1969-70
 Lake Westfall, 1953-55
 Larry Wetsel, 1960
 Jamie Whalen, 1991-93
 Donny White, 1962-64
 Jason White, 1995-98
 Jeff White, 1978-80
 Ken White, 1998-99
 Michael "Robbie" White, 2010-11
 Terry White, 1972-75
 Tim White, 1984-85
 Trent White, 2010
 Wayne Whiting, 2012
 Butch Whitt, 1963-64
 James Whitaker, 1988-90
 Court Whitman, 1996-98
 Quesuan Wigfall, 1997-2000
 Frank Wilder, 1990-91
 John Wilkins, 2015
 David Wilkinson, 1965-66
 Ron Wilkosz, 1974, 1976
 Dick Willard, 1959-61
 Calvin Williams, 1985-88
 Gene Williams, 1971-73
 Joe Williams, 1990-93
 Larry Williams, 1976-78
 Matt Williams, 2000
 Michael Williams, 2015
 Miller Williams, 2011-15
 Tim Williams, 1991-92, 1994-95
 Ty Williams, 1999, 2001
 Eddie Willis, 1963-65
 John Willison, 1973-76
 Bland Wilson, 1950
 John Wilson, 1983
 Jonathan Wilson, 2003-06
 Scott Wilson, 1994-95
 Lee Wimbish, 1980-83
 Josh Wine, 2007-10
 Cardell Winfield, 1995-98
 Warren Winning, 1981-83
 Carl Wittig, 1979
 Chris Witts, 1989-90
 Mike Wood, 1985, 1987-88
 Eric Woodhouse, 1984-85
 Chippy Woods, 1950-52
 Tony Woods, 1989-91
 Mike Woodward, 1974
 Dave Woolwine, 1951-54
 Richard Woolwine, 1980-81
 Roy Woolwine, 1984
 Sam Woolwine, 1978-80
 Sam E. Woolwine, 1955-57
 Michael Wooten, 1981-84
 Jimmy Workman, 1964
 DeWitt Worrell, 1960-61
 Ed Woy, 1951-52
 Bo Wren, 2007-10

Craig Wright, 1989
 Eric Wright, 1989-90
 James Wright, 1984-87

Y-Y-Y-Y-Y

Aaron Yarbough, 1997-2000
 Jeff Yates, 1975
 Rocky Yost, 1969-70
 Dan Young, 1984-87
 Bryant Youngblood, 2006-09

Z-Z-Z-Z-Z

Chris Zaleski, 1989
 Warren Zeiders, 1951-52
 Jeff Zeigler, 1989-92
 Derrick Ziglar, 2012-15
 Ricky Zgol, 1984-86
 Daryoush Ziai, 1984
 Tony Zoetis, 1977-79

Although many managers through the years have earned letters from the VMI football program, they are not listed (when known) in this guide due to space considerations.

Year-By-Year Results

1891 (3-0-1)

VMI	OPP.
6 Washington and Lee	0
0 Washington and Lee	0
18 St. John's (Md.)	0
28 at Pantops	12
52 Totals	12

1892 (4-0-1)

VMI	OPP.
18 St. John's	0
12 Wake Forest	12
34 Duke	0
34 Kentucky	0
30 Washington and Lee	6
128 Totals	18

1893 (3-1)

VMI	OPP.
28 Washington and Lee	0
10 North Carolina	4
34 Richmond	0
0 Virginia	22
72 Totals	26

1894 (6-0)

VMI	OPP.
44 St. Albans	0
4 Washington and Lee	0
48 Hampton Athletic Club	0
16 Washington & Lee	0
10 Virginia Tech (Staunton)	6
16 Roanoke College	0
138 Totals	6

1895 (5-1)

VMI	OPP.
18 at Washington and Lee	0
44 Richmond	0
26 Roanoke College	0
30 Washington and Lee	0
42 N.C. State (Atlanta)	6
4 Virginia Tech (Lynchburg)	6
164 Totals	12

1896 (3-4)

VMI	OPP.
12 Washington and Lee	0
0 at Washington and Lee	6
42 Alleghany Institute	0
0 St. Alban's	22
14 St. John's	0
0 Virginia Tech (Roanoke)	24
0 Virginia (Lynchburg)	46
68 Totals	98

1897 (3-2)

VMI	OPP.
14 Columbia	4
0 at Vanderbilt	12
20 at Roanoke College	6
42 Hampden-Sydney	0
0 St. Alban's (Lynchburg)	4
76 Totals	26

1898 (4-2)

VMI	OPP.
33 Columbia	0
16 Richmond	0
29 at Washington and Lee	5
22 St. Alban's	5
5 Georgetown (Richmond)	11
5 at Navy	20
110 Totals	41

1899 (1-0)

VMI	OPP.
39 Washington & Lee	0
39 Totals	0

1900 (4-1-2)

VMI	OPP.
11 at Washington and Lee	0
0 Virginia	0
0 St. Alban's	0
12 11 Georgetown (Richmond)	16
41 Washington and Lee	0
18 Hampton Athletic Club	0
5 Virginia Tech (Roanoke)	0
86 Totals	16

1901 (4-3)

VMI	OPP.
30 Hampden-Sydney	0
0 at Georgetown	5
79 Richmond	0
46 at Washington and Lee	6
0 Virginia (Lynchburg)	29
0 Virginia Tech (Norfolk)	21
44 Maryland	0
199 Totals	61

1902 (3-3-1)

VMI	OPP.
0 St. Alban's	0
11 at Georgetown	23
33 Richmond	0
10 UNC (Lynchburg)	17
29 Hampden-Sydney	0
11 Washington and Lee	0
5 Virginia Tech (Norfolk)	50
99 Totals	90

1903 (2-1)

VMI	OPP.
24 Old Point College	0
6 N.C. State	0
6 North Carolina (Roanoke)	28
36 Totals	28

1904 (3-5)

VMI	OPP.
0 N.C. State	6
0 at Navy	12
26 Marine Officers	6
0 at Virginia	17
6 St. John's	12
6 Davidson	0
27 Augusta Military Acad.	0
5 Virginia Tech (Roanoke)	17
70 Totals	70

1905 (2-5-1)

VMI	OPP.
0 N.C. State	5
6 Davidson	8
0 UNC (Winston-Salem)	17
0 Virginia Tech (Richmond)	34
0 Randolph-Macon	0
11 St. John's	10
23 William & Mary	0
0 at Navy	29
40 Totals	103

1906 (4-4)

VMI	OPP.
0 N.C. State	17
0 Davidson	6
15 St. John's	6
0 at Virginia	4
5 Roanoke College	5
33 Maryland	5
10 Rollers (AMA)	0
4 at Richmond	6
68 Totals	49

1907 (5-3)

VMI	OPP.
17 at Virginia	0
6 Davidson (Roanoke)	6
0 Virginia Tech (Roanoke)	0
58 William & Mary	16
69 Baltimore Medical	0
37 Navy Yard Athletics	0
44 Roanoke College	0
52 Eastern College	52
282 Totals	282

1908 (3-2)

VMI	OPP.
21 William & Mary	0
40 Hampden-Sydney	0
6 St. John's	2
57 Staunton Mil. Academy	29
0 Virginia Tech (Roanoke)	0
120 Totals	120

1909 (4-3)

VMI	OPP.
28 Roanoke College	0
3 UNC (Lynchburg)	0
32 at Virginia	32
0 St. John's	6
5 Randolph-Macon	5
22 Davidson (Lynchburg)	8
6 William & Mary	0
59 Totals	51

1910 (3-3-1)

VMI	OPP.
0 at North Carolina	6
0 Norfolk Blues	0
33 William & Mary	0
0 at Virginia	28
22 St. John's	0
8 Maryland	0
6 at Georgetown	14
69 Totals	48

1911 (7-1)

VMI	OPP.
38 Rollers (AMA)	0
5 Davidson (Roanoke)	0
6 N.C. State	5
25 Randolph-Macon	0
6 at Virginia	6
38 Richmond	0
80 Catholic U	0
5 St. John's (Roanoke)	0
203 Totals	27

1912 (7-1)

VMI	OPP.
27 Hampden-Sydney	0
30 Richmond Medical	0
26 Gallaudet	6
0 at Virginia	0
3 at Kentucky	2
3 St. John's	25
34 Roanoke College	3
21 at John's Hopkins	0
163 Totals	36

1913 (7-1-2)

VMI	OPP.
9 Hampden-Sydney	0
33 William & Mary	3
14 Mississippi	0
67 St. John's	0
7 at Virginia	38
0 Morris Harvey	0
30 Baltimore College	0
14 N.C. State (Richmond)	7
17 Roanoke	0
6 Virginia Tech (Roanoke)	6
197 Totals	54

1914 (4-4)

VMI	OPP.
18 Hampden-Sydney	7
10 Richmond	0
22 William & Mary	0
0 Gallaudet	0
7 at Georgia Tech	28
0 UNC (Charlotte)	30
23 Clemson (Richmond)	27
0 Virginia Tech (Roanoke)	3
50 Totals	110

1915 (6-2-1)

VMI	OPP.
25 Hampden-Sydney	7
19 William & Mary	6
7 Gallaudet	0
13 Richmond	6
3 North Carolina (Greensboro)	3
0 at Virginia	44
21 Wake Forest	6
6 Clemson (Richmond)	3
9 Virginia Tech (Roanoke)	27
103 Totals	102

1916 (4-5)

VMI	OPP.
19 Hampden-Sydney	0
66 William & Mary	0
54 Gallaudet	0
9 at Maryland	15
13 at North Carolina	38
14 Catholic U	16
37 Clemson (Richmond)	7
7 Virginia	20
14 Virginia Tech (Roanoke)	23
233 Totals	119

1917 (4-4-1)

VMI	OPP.
15 Hampden-Sydney	14
53 William & Mary	0
0 at Army	34
14 Maryland	14
7 Davidson (Danville)	23
54 Roanoke	0
0 N.C. State (Richmond)	17
19 Gallaudet	3
0 Virginia Tech (Roanoke)	6
162 Totals	111

1918 (1-3)

VMI	OPP.
6 at Maryland	7
0 at Newport News Navy	41
19 Gallaudet	6
0 Virginia Tech (Roanoke)	6
25 Totals	60

1919 (6-2)

VMI	OPP.
3 Hampden-Sydney	0
21 W&M (Richmond)	3
0 at Virginia	7
0 N.C. State (Roanoke)	21
29 at North Carolina	7
14 Davidson (Lynchburg)	7
41 Roanoke	0
13 Virginia Tech (Roanoke)	0
121 Totals	45

1920 (9-0)

VMI	OPP.
54 Roanoke	0
136 Hampden-Sydney	0
22 at Virginia	6
35 Citadel (Lynchburg)	0
27 at Pennsylvania	7
14 N.C. State (Petersburg)	0
23 at North Carolina	0
96 Catholic U	0
24 Virginia Tech (Roanoke)	7
431 Totals	20

2016 VMI Football Fact Book

1921 (3-5-1)

VMI		
13	Roanoke	0
32	Hampden-Sydney	0
20	Wake Forest	0
7	Virginia	14
7	at Pennsylvania	21
7	UNC (Richmond)	20
7	at N.C. State	7
7	at Kentucky	14
7	Virginia Tech (Roanoke)	26
107	Totals	102

1922 (7-2)

VMI		
34	at Lynchburg	7
50	Roanoke	0
62	Morris-Harvey	0
14	at Virginia	0
14	N.C. State (Norfolk)	0
61	Catholic U	0
7	UNC (Richmond)	9
46	at George Washington	0
3	Virginia Tech (Roanoke)	7
291	Totals	23

1923 (9-1)

VMI		
6	U.S. Marines	0
33	Lynchburg	0
7	at Georgia Tech	10
27	Roanoke	6
35	at Virginia	0
22	N.C. State	7
46	Emory & Henry	0
9	UNC (Richmond)	0
33	at Tennessee	0
6	Virginia Tech (Roanoke)	0
224	Totals	23

1924 (6-3-1)

VMI		
33	Wofford	0
39	Emory & Henry	0
0	at Georgia Tech	3
28	Roanoke	0
0	at Virginia	13
17	N.C. State (Richmond)	7
0	at North Carolina	3
10	at Kentucky	3
25	Hampden-Sydney	0
0	Virginia Tech (Roanoke)	0
152	Totals	29

1925 (6-4)

VMI		
33	Lynchburg College	0
27	N.C. State (Richmond)	6
9	Wofford	0
46	Emory & Henry	0
0	at Georgia Tech	33
17	Roanoke	14
10	at Virginia	18
27	UNC (Richmond)	23
0	Kentucky (Charleston, W.Va.)	7
0	Virginia Tech (Roanoke)	7
169	Totals	108

1926 (5-5)

VMI		
20	Wofford	0
10	Richmond	0
0	at Georgia Tech	13
7	Roanoke	13
7	Virginia	14
7	N.C. State (Richmond)	0
12	Davidson (Lynchburg)	7
0	at North Carolina	28
10	Kentucky (Charleston, W.Va.)	9
7	Virginia Tech (Roanoke)	14
80	Totals	98

1927 (6-4)

VMI		
37	Wofford	0
22	Richmond	0
0	at Georgia Tech	7
32	Roanoke	0
8	at Virginia	13
6	Maryland (Richmond)	10

20	at Davidson	0
7	North Carolina	0
0	Kentucky (Charleston, W.Va.)	25
12	Virginia Tech (Roanoke)	9
144	Totals	64

1928 (5-3-2)

VMI		
19	Hampden-Sydney	7
6	Richmond	6
0	at Georgia Tech	13
31	Roanoke	13
9	Virginia	0
0	Maryland (Richmond)	0
13	Davidson	0
0	Clemson (Lynchburg)	12
0	Kentucky	18
16	Virginia Tech (Roanoke)	6
95	Totals	75

1929 (8-2)

VMI		
19	Hampden-Sydney	0
40	at Richmond	0
7	at Florida	12
12	The Citadel	7
20	at Virginia	7
7	at Maryland (Richmond)	6
12	at Davidson	6
12	Clemson (Norfolk)	0
12	Kentucky	23
14	Virginia Tech (Roanoke)	0
155	Totals	61

1930 (3-6)

VMI		
12	Richmond	0
6	St. John's	0
6	at The Citadel	7
0	Virginia	13
0	Maryland (Richmond)	20
6	Davidson	0
0	Clemson	32
0	at Kentucky	26
0	Virginia Tech (Roanoke)	24
30	Totals	122

1931 (3-6-1)

VMI		
6	Hampden-Sydney	0
0	Richmond	7
0	at Duke	13
13	The Citadel	13
18	at Virginia	3
20	Maryland (Richmond)	41
0	at Davidson	7
7	Clemson (Norfolk)	6
12	Kentucky	20
6	Virginia Tech (Roanoke)	13
82	Totals	123

1932 (2-8)

VMI		
18	King College	6
0	at Kentucky	23
0	Duke	44
6	at The Citadel	12
0	Davidson	12
6	Virginia	4
7	Maryland (Richmond)	12
7	W&M (Richmond)	20
0	Richmond	7
0	Virginia Tech (Roanoke)	26
44	Totals	166

1933 (2-7-1)

VMI		
0	Emory & Henry	20
6	Duke (Greensboro)	37
0	at Army	32
0	at Davidson	6
19	Maryland	13
13	at Virginia	12
0	William & Mary (Norfolk)	14
6	at Kentucky	21
0	at Richmond	15
0	Virginia Tech (Roanoke)	0
44	Totals	170

1934 (1-8)

VMI		
0	Duke	46
6	at South Carolina	22
6	at Columbia	29
0	at Richmond	7
13	Virginia	17
13	William & Mary (Norfolk)	6
0	at Maryland	23
13	at Davidson	27
0	Virginia Tech (Roanoke)	13
51	Totals	190

1935 (2-7-1)

VMI		
26	Hampden-Sydney (Lynchburg)	0
0	at Tulane	44
0	at Columbia	12
6	Richmond	13
0	Maryland	6
0	at Virginia	0
19	at William & Mary	0
0	North Carolina	56
6	Davidson	14
6	Virginia Tech (Roanoke)	12
63	Totals	157

1936 (6-4)

VMI		
19	Wofford	0
24	South Carolina	7
0	at Kentucky	38
13	at Davidson	38
0	at Columbia	38
20	at Richmond	0
12	Virginia	6
0	at William & Mary	0
13	at Maryland	7
0	Virginia Tech (Roanoke)	6
122	Totals	140

1937 (5-5)

VMI		
6	Elon	12
7	Temple	18
20	William & Mary (Norfolk)	9
7	Davidson	0
21	at Richmond	7
26	at Virginia	7
7	at Army	20
7	Maryland	9
27	The Citadel	0
6	Virginia Tech (Roanoke)	12
134	Totals	94

1938 (6-1-4)

VMI		
33	Elon	7
12	at Virginia	12
0	at Navy	26
7	Clemson (Charlotte)	7
13	at Richmond	6
14	at William & Mary	0
6	at Maryland	14
47	Wake Forest	6
19	Davidson	6
0	Roanoke College	0
2	Virginia Tech (Roanoke)	2
159	Totals	86

1939 (6-3-1)

VMI		
41	Roanoke	0
0	at Kentucky	21
2	Davidson (Bluefield)	0
20	at Vanderbilt	13
16	Virginia	13
7	at Columbia	26
0	at Richmond	0
7	Duke	20
13	Maryland (Norfolk)	0
19	Virginia Tech (Roanoke)	7
125	Totals	100

1940 (7-2-1)

VMI		
33	Roanoke	0
0	at Duke	33
13	Newberry	0
13	at Davidson	7

7	at Virginia	0
7	at Richmond	9
0	William & Mary	0
20	Washington U	13
20	Maryland (Lynchburg)	0
14	Virginia Tech (Roanoke)	0
127	Totals	62

1941 (4-6)

VMI		
7	Clemson (Lynchburg)	36
13	at Temple	28
20	at Army	27
7	Virginia	27
25	at Richmond	7
13	Davidson (Lynchburg)	7
0	William & Mary	21
27	at Maryland	0
15	Virginia Tech (Lynchburg)	10
7	at Miami (FL)	10
134	Totals	173

1942 (3-5-1)

VMI		
0	Clemson (Lynchburg)	0
6	at Temple	7
38	at Virginia	18
29	Maryland	0
20	at Richmond	6
6	Davidson (Lynchburg)	24
0	at Wake Forest	28
6	William & Mary (Norfolk)	27
6	Virginia Tech (Roanoke)	20
111	Totals	130

1943 (2-6)

VMI		
0	at Temple	27
13	Davidson	0
12	Clemson (Roanoke)	7
0	at Richmond	27
0	Wake Forest (Lynchburg)	21
0	Virginia	34
7	at Georgia	46
14	Maryland (Roanoke)	21
46	Totals	183

1944 (1-8)

VMI		
6	Catawba	0
26	at Richmond	20
7	Wake Forest (Greensboro)	38
2	at Kentucky	26
0	Virginia (Lynchburg)	34
6	N.C. State	21
12	at Clemson	57
0	William & Mary (Portsmouth)	20
6	Maryland (Roanoke)	8
65	Totals	231

1945 (5-4)

VMI		
37	Emory & Henry	0
40	at Richmond	6
7	Virginia (Lynchburg)	40
21	N.C. State	14
9	at William & Mary	13
27	Vanderbilt	13
0	at Maryland	38
7	Catawba	14
7	Virginia Tech (Roanoke)	0
155	Totals	138

1946 (4-5-1)

VMI		
21	Catawba	7
7	at Richmond	7
0	at Georgia Tech	32
8	at Virginia	19
0	Davidson	0
0	at William & Mary	41
7	N.C. State (Roanoke)	49
26	at Furman	7
21	The Citadel	6
7	Virginia Tech (Roanoke)	20
122	Totals	188

2016 VMI Football Fact Book

1947 (3-5-1)

VMI	
13	Catawba
13	George Washington
0	at Georgia Tech
20	at Richmond
6	Virginia
14	at Davidson
20	at William & Mary
6	at The Citadel
28	Virginia Tech (Roanoke)
120	Totals

1948 (6-3)

VMI	
28	Catawba
26	at George Washington
0	*William & Mary
9	at Richmond
14	at Virginia
33	Davidson
6	at Tulane
34	The Citadel
33	Virginia Tech (Roanoke)
183	Totals

* Oyster Bowl - Norfolk, Va.

1949 (3-5-1)

VMI	
7	Quantico Marines
14	G. Washington (Lynchburg)
6	at William & Mary
14	*Richmond
13	Virginia (Lynchburg)
14	at Army
47	Davidson
14	at The Citadel
28	Virginia Tech (Roanoke)
157	Totals

* Tobacco Bowl-Richmond

1950 (6-4)

VMI	
S23	25 Wm. & Mary (Roanoke)
S29	12 at G. Washington
O7	26 at Richmond
O14	0 at Texas A & M
O21	13 at Virginia
O28	13 Catawba
N4	46 at Davidson
N11	14 at Georgia Tech
N18	13 The Citadel
N23	27 Va. Tech (Roanoke)
189	Totals

1951 (7-3) Southern Conference Champions

VMI	
S15	7 at Cincinnati
S22	29 Wofford
S29	34 at Richmond
O6	20 at William & Mary
O20	14 at Virginia
O27	34 at Catawba
N3	35 Davidson
N10	7 at Georgia Tech
N17	27 at The Citadel
N22	20 Virginia Tech (Roanoke)
227	Totals

1952 (3-6-1)

VMI	
S20	13 William & Mary (Roanoke)
S26	0 at Miami (FL)
O4	28 Richmond
O10	28 at Florida State
O18	14 *Virginia
O24	20 at George Washington
N1	14 at Army
N8	21 W. Virginia (Roanoke)
N15	20 The Citadel
N27	7 Virginia Tech (Roanoke)
165	Totals

* Tobacco Bowl - Richmond, Va.

1953 (5-5)

OPP.		VMI	
6	S19	44	Catawba
7	S26	13	George Washington
20	O3	7	at Richmond
21	O10	14	at The Citadel
35	O17	21	at Virginia
14	O24	20	at West Virginia
28	O31	7	at Florida State
7	N7	20	William & Mary (Roanoke)
14	N14	0	at Cincinnati
152	N26	28	Virginia Tech (Roanoke)
		174	Totals

1954 (4-6)

OPP.		VMI	
6	S18	0	Davidson
31	S25	16	at George Washington
0	O2	19	at Richmond
26	O9	0	at Boston College
6	O16	0	at Virginia
28	O23	6	West Virginia (Bluefield)
6	O30	19	Florida State (Lynchburg)
7	N6	21	William & Mary (Roanoke)
116	N13	42	The Citadel
	N25	9	Virginia Tech (Roanoke)
		132	Totals

1955 (1-9)

OPP.		VMI	
14	S17	7	at Tulane
54	S24	6	George Wash. (Roanoke)
7	O1	0	Richmond
32	O8	12	West Virginia (Bluefield)
40	O15	13	at Virginia
6	O22	7	Davidson
19	O29	13	at William & Mary
28	N5	0	at Lehigh
207	N12	14	at The Citadel
	N19	13	Virginia Tech (Roanoke)
		85	Totals

1956 (3-6-1)

OPP.		VMI	
15	S15	47	at Stetson
14	S22	0	at Virginia
52	S29	12	at Army
26	O6	35	at Richmond
14	O13	20	Lehigh
6	O19	14	at George Washington
13	O27	13	at Davidson
7	N3	20	W&M (Lynchburg)
0	N10	6	at West Virginia
166	N22	0	Virginia Tech (Roanoke)
		167	Totals

1957 (9-0-1) Southern Conference Champions

OPP.		VMI	
6	S21	7	at Tampa
0	S28	21	at Holy Cross
7	O5	28	at Richmond
34	O12	26	Davidson
14	O19	14	at William & Mary
13	O26	26	GWU (Roanoke)
7	N2	20	at Virginia
21	N9	12	at Lehigh
7	N16	33	The Citadel
162	N28	14	Virginia Tech (Roanoke)
		201	Totals

1958 (6-2-2)

OPP.		VMI	
20	S20	46	Morehead State
6	S27	33	at Villanova
6	O4	12	Richmond
6	O11	6	William & Mary (Bluefield)
12	O18	13	at Tampa
7	O25	42	at Davidson
0	N1	33	Virginia (Norfolk)
7	N8	7	Lehigh (Lynchburg)
14	N15	6	at The Citadel
21	N27	16	Virginia Tech (Roanoke)
		214	Totals

1959 (8-1-1) Southern Conference Champions

OPP.		VMI	
0	S19	46	at Marshall
14	S26	0	at Penn State
13	O3	14	Richmond (Portsmouth)
6	O10	19	Virginia (Lynchburg)
12	O17	26	William & Mary (Norfolk)
52	O24	34	Davidson
12	O30	28	at George Washington
19	N7	7	at Lehigh
67	N14	32	The Citadel
13	N26	37	Virginia Tech (Roanoke)
		243	Totals

1960 (7-2-1) Southern Conference Champions

OPP.		VMI	
19	S17	33	at William & Mary
14	S24	28	at Buffalo
6	O1	21	Richmond
6	O7	34	at George Washington
44	O15	30	at Virginia
21	O22	14	at Boston College
30	O29	8	at Memphis State
40	N5	18	Lehigh
3	N12	20	at The Citadel
0	N24	12	Va. Tech (Roanoke)
223	218	Totals	

1961 (6-4)

OPP.		VMI	
20	S16	33	at Marshall
25	S23	0	at Villanova
21	S29	8	at Richmond
47	O7	6	at G. Washington
20	O14	7	Virginia (Norfolk)
39	O21	13	at Davidson
7	O28	14	at William & Mary
39	N4	8	The Citadel
39	N11	39	at Buffalo
259	N23	6	Virginia Tech (Roanoke)
		134	Totals

1962 (6-4) Southern Conference Champions

OPP.		VMI	
6	S15	22	G. Wash. (Lynchburg)
22	S22	0	at Villanova
6	S28	21	at Richmond
30	O6	0	at Boston College
14	O13	6	at Virginia
14	O20	20	Davidson
13	O27	6	William & Mary
6	N3	16	at The Citadel
20	N10	14	at Holy Cross
9	N22	14	Virginia Tech (Roanoke)
		119	Totals

1963 (3-5-2)

OPP.		VMI	
6	S21	14	George Washington
21	S28	6	at Iowa State
10	O5	10	at Davidson
6	O12	0	Virginia (Richmond)
21	O19	12	*Navy
7	O25	7	at Richmond
6	N2	26	at William & Mary
14	N9	12	at Holy Cross
8	N16	33	The Citadel
35	N28	20	Virginia Tech (Roanoke)
		140	Totals

* Oyster Bowl - Norfolk, Va.

1964 (1-9)

OPP.		VMI	
14	S19	12	William & Mary
20	S26	14	at Richmond
27	O3	7	at Villanova
20	O10	19	*Virginia
14	O17	10	at Buffalo
0	O24	35	Davidson
25	O31	6	at Tulane

N6	7	at Detroit	28
N14	0	at The Citadel	17
N26	13	Virginia Tech (Roanoke)	35
123	Totals		200

* Tobacco Bowl - Richmond, Va.

1965 (3-7)

OPP.		VMI	
32	S18	21	at William & Mary
21	S25	7	at Army
14	O2	0	at George Washington
14	O9	10	at Virginia
3	O16	0	at Southern Mississippi
10	O23	16	at Davidson
41	O30	12	at Boston College
14	N6	21	Richmond
7	N13	21	The Citadel
44	N25	13	Va. Tech (Roanoke)
		121	Totals

1966 (2-8)

OPP.		VMI	
13	S17	14	at Villanova
43	S24	7	Georgia (Roanoke)
14	O1	0	at Boston College
20	O7	34	at Richmond
38	O15	27	at Virginia
13	O22	0	George Washington
22	O29	15	William & Mary
42	N5	6	at So. Mississippi
30	N12	14	at The Citadel
70	N24	12	Va. Tech (Roanoke)
305	129	Totals	

1967 (6-4)

OPP.		VMI	
21	S16	46	Davidson
21	S23	9	at West Virginia
3	S30	0	Richmond
33	O7	28	*William & Mary
11	O14	22	The Citadel (Roanoke)
56	O21	6	at Georgia
13	O28	18	at Virginia
14	N4	38	Akron
13	N11	26	at Boston College
10	N23	12	Va. Tech (Roanoke)
195	205	Totals	

* Tobacco Bowl - Richmond, Va.

1968 (1-9-0)

OPP.		VMI	
25	S21	12	at Vanderbilt
47	S28	0	at Virginia
19	O5	13	Villanova
14	O11	7	W. Virginia (Roanoke)
13	O19	8	at The Citadel
20	O26	10	William & Mary
35	N2	0	at Richmond
17	N9	21	at Davidson
45	N16	13	at Boston College
55	N28	6	Va. Tech (Roanoke)
290	90	Totals	

1969 (0-10-0)

OPP.		VMI	
55	S20	0	at Rice
20	S27	0	at Richmond
32	O4	0	at West Virginia
28	O11	10	*Virginia
28	O18	2	The Citadel
25	O25	17	at William & Mary
59	N1	6	at Davidson
61	N8	11	at North Carolina
49	N15	32	at Boston College
52	N27	0	Va. Tech (Roanoke)
409	78	Totals	

* Tobacco Bowl - Richmond, Va.

2016 VMI Football Fact Book

1970 (1-10)

VMI		OPP.	
S12	13	Furman	0
S19	0	at Rice	42
S26	10	at West Virginia	47
O3	3	at Boston College	56
O10	10	at Virginia	49
O17	10	William & Mary	24
O24	9	at The Citadel	56
O31	21	Davidson	55
N7	13	at North Carolina	62
N14	17	at Richmond	40
N21	14	Va. Tech (Roanoke)	20
120	Totals	451	

1971 (1-10)

VMI		OPP.	
S18	27	Davidson	3
S25	3	at Villanova	13
O2	0	at Furman	14
O9	24	The Citadel	25
O16	6	at Richmond	21
O23	7	at William & Mary	12
O30	0	at Maryland	38
N6	0	at So. Mississippi	38
N13	3	at West Virginia	28
N20	8	Chattanooga	31
N27	0	Va. Tech (Roanoke)	34
78	Totals	257	

1972 (2-9)

VMI		OPP.	
S9	3	East Carolina	30
S16	14	Davidson	18
S23	16	at Maryland	18
S30	15	at Richmond	34
O7	3	at The Citadel	42
O14	14	at Virginia	45
O21	3	William & Mary	31
O28	10	at Dayton	14
N4	31	Furman	7
N11	24	at West Virginia	50
N18	17	at UT-Chattanooga	0
150	Totals	299	

1973 (3-8)

VMI		OPP.	
S8	0	at Virginia	16
S15	8	Navy	37
S22	0	at Richmond	35
S29	0	at Tulane	42
O6	23	The Citadel	6
O13	7	at East Carolina	42
O20	13	at Furman	19
O27	14	at William & Mary	45
N3	24	Davidson	17
N10	7	at Georgia Tech	36
N17	22	at Virginia Tech	21
118	Totals	316	

1974 (7-4) Southern Conference Champions

VMI		OPP.	
S14	7	Furman	0
S21	7	at Vanderbilt	45
S28	43	at Davidson	7
O5	22	*Virginia Tech	17
O12	20	at The Citadel	9
O19	14	at So. Mississippi	15
O26	31	William & Mary	20
N2	14	at Richmond	17
N9	10	at Virginia	28
N16	31	Colgate	14
N23	13	East Carolina	3
212	Totals	175	

* Tobacco Bowl - Richmond, Va.

1975 (3-8)

VMI		OPP.	
S13	9	Delaware	10
S20	21	at Virginia	22
S27	55	Davidson	0
O4	13	at Furman	10
O11	10	at Georgia Tech	38
O18	19	*Richmond	24
O25	3	The Citadel	6
N8	7	William & Mary	13
N15	0	at Virginia Tech	33
N22	12	at East Carolina	28

N29	13	at Connecticut	3
162	Totals	187	

* Tobacco Bowl - Richmond, Va.

1976 (5-5)

VMI		OPP.	
S11	20	at William & Mary	34
S18	12	Appalachian State	31
S25	0	at Richmond	43
O2	17	Furman	3
O9	7	*Virginia Tech	37
O16	3	East Carolina	17
O23	10	at Delaware	6
O30	13	**Virginia	7
N6	30	at The Citadel	14
N20	26	Indiana State	14
138	Totals	206	

* Tobacco Bowl - Richmond, Va.

** Oyster Bowl - Norfolk, Va.

1977 (7-4) Southern Conference Champions

VMI		OPP.	
S10	23	William & Mary	13
S17	14	at Army	27
S24	13	at East Carolina	14
O8	25	Richmond	0
O15	19	The Citadel	3
O22	20	at Lehigh	30
O29	21	Davidson	0
N5	30	at Virginia	6
N12	31	at Furman	28
N19	20	Rhode Island	7
N26	7	at Virginia Tech	27
223	Totals	155	

1978 (3-8)

VMI		OPP.	
S9	3	at William & Mary	10
S16	25	Bucknell	14
S23	3	at The Citadel	14
S30	17	at Virginia	9
O7	6	East Carolina	19
O14	23	*Richmond	6
O21	10	Lehigh	14
O28	12	Western Carolina	41
N4	3	at Georgia	41
N11	10	Appalachian State	31
N18	2	at Virginia Tech	28
114	Totals	227	

* Tobacco Bowl - Richmond, Va.

1979 (6-4-1)

VMI		OPP.	
S8	7	William & Mary	3
S15	17	Richmond	7
S22	0	at Virginia	19
S29	10	at East Carolina	45
O6	24	East Tennessee St.	14
O13	27	at Appalachian St.	22
O20	6	The Citadel	37
O27	21	Furman	20
N3	13	Connecticut	13
N10	13	at Marshall	3
N17	20	Virginia Tech	27
158	Totals	210	

1980 (3-7-1)

VMI		OPP.	
S6	14	at Western Carolina	16
S13	13	at William & Mary	10
S20	17	Marshall	3
S27	16	at Furman	21
O4	0	at The Citadel	28
O11	10	U.T./Chattanooga	55
O18	22	at Richmond	17
O25	6	Villanova	17
N1	22	at Boston University	38
N8	16	Appalachian State	16
N15	6	*Virginia Tech	21
142	Totals	242	

* Oyster Bowl - Norfolk, Va.

1981 (6-3-1)

VMI		OPP.	
S12	21	Western Carolina	14
S19	14	at Army	7
S26	31	William & Mary	14
O10	14	*The Citadel	0

O17	14	at Appalachian St.	14
O24	20	at Marshall	16
O31	10	at Virginia	13
N7	14	Richmond	45
N14	21	Furman	33
N21	6	at Virginia Tech	0

165 Totals 156

* Oyster Bowl, Norfolk, Va.

1982 (5-6)

VMI		OPP.	
S11	21	at East Tenn. State	3
S18	12	at William & Mary	24
S25	69	Central Florida	0
O2	3	at Furman	38
O9	7	at The Citadel	21
O16	35	James Madison	7
O23	14	*Richmond	0
O30	0	at Virginia	37
N6	20	Marshall	22
N13	31	Appalachian State	14
N20	3	**Virginia Tech	14
221	Totals	180	

* Tobacco Bowl - Richmond, Va.

** Oyster Bowl - Norfolk, Va.

1983 (2-9)

VMI		OPP.	
S10	14	William & Mary	28
S17	0	at Appalachian St.	31
S24	0	at Virginia Tech	28
O1	0	Furman	49
O8	6	The Citadel	27
O15	10	at Virginia	38
O22	24	East Tenn. State	12
O29	19	Richmond	35
N5	6	at U.T.-Chattanooga	23
N12	14	Maine	12
N19	7	at Marshall	56
100	Totals	339	

1984 (1-9)

VMI		OPP.	
S8	13	at William & Mary	24
S15	7	at Virginia	35
S22	16	Western Carolina	22
S29	20	Appalachian State	16
O6	7	*Virginia Tech	54
O20	0	U.T.-Chattanooga	35
O27	3	at Richmond	45
N3	24	at The Citadel	27
N10	17	at James Madison	21
N17	14	Boston University	41
121	Totals	320	

* Oyster Bowl - Norfolk, Va.

1985 (3-7-1)

VMI		OPP.	
S14	15	at Virginia	40
S21	14	Richmond	28
S28	7	at North Carolina	51
O5	14	The Citadel	14
O12	23	East Tennessee State	19
O19	16	at Marshall	21
O26	39	William and Mary	38
N2	10	at Appalachian St.	26
N9	14	James Madison	7
N16	7	at U.T.-Chattanooga	54
N23	30	at Western Carolina	35
189	Totals	333	

1986 (1-10)

VMI		OPP.	
S13	22	at William & Mary	37
S20	3	Furman	34
S27	7	at James Madison	39
O4	9	Marshall	16
O11	47	at The Citadel	30
O18	9	at Richmond	40
O25	0	at Western Carolina	34
N1	9	Central Florida	38
N8	6	at Georgia Tech	52
N15	6	Appalachian State	19
N22	20	at East Tennessee St.	31
138	Totals	370	

1987 (4-7)

VMI		OPP.	
S12	24	West Virginia Tech	3
S19	10	at Appalachian St.	27

S26	27	Wofford	11
O3	0	at Virginia	30
O10	7	at The Citadel	3
O17	17	James Madison	20
O24	7	at Marshall	42
O31	6	*William & Mary	17
N7	0	at Furman	38
N14	20	East Tennessee St.	13
N21	0	U.T.-Chattanooga	31
118	Totals	235	

* Oyster Bowl - Norfolk, Va.

1988 (2-9)

VMI		OPP.	
S3	10	at East Tennessee State	26
S10	7	at William & Mary	30
S17	13	Richmond	14
S24	20	Marshall	24
O1	13	at Furman	31
O8	20	Appalachian State	34
O22	0	at James Madison	37
O29	18	Wofford	17
N5	7	at Georgia Tech	34
N12	20	*The Citadel	31
N19	24	Western Carolina	20
152	Totals	298	

* Oyster Bowl - Norfolk, Va.

1989 (2-8-1)

VMI		OPP.	
S2	16	East Tennessee State	17
S9	7	at North Carolina	49
S16	17	William & Mary	24
S23	22	at Richmond	27
S30	6	Furman	30
O7	0	at Appalachian State	34
O21	0	at James Madison	25
O28	10	at Marshall	40
N4	39	Davidson	36
N11	20	The Citadel	10
N18	14	at U.T.-Chattanooga	14
151	Totals	306	

1990 (4-7)

VMI		OPP.	
S1	24	Catawba	7
S8	20	at Western Carolina	28
S15	24	James Madison	21
S22	17	at Army	41
O6	22	at Furman	51
O13	47	*William & Mary	59
O20	66	West Virginia Tech	27
O27	7	Marshall	52
N3	3	at The Citadel	23
N10	0	Appalachian State	17
N17	21	at East Tennessee State	20
251	Totals	346	

* Oyster Bowl - Norfolk, Va.

1991 (4-7-0)

VMI		OPP.	
S7	35	East Tennessee State	20
S14	19	at Appalachian State	24
S21	42	Lafayette	21
S28	38	at Richmond	27
O5	28	Furman	46
O			

2016 VMI Football Fact Book

1993 (1-10)

VMI	OPP.
S4 14 at Richmond	38
S18 7 East Tennessee State	10
S25 9 at Army	31
O2 6 *William & Mary	49
O9 0 at Marshall	51
O16 35 U.T.-Chattanooga (2OT)	29
O23 0 Georgia Southern	57
O30 0 at Furman	24
N6 14 at Western Carolina	38
N13 33 at The Citadel	34
N20 21 Appalachian State	35
139 Totals	396

* Oyster Bowl - Norfolk, Va.

1994 (1-10)

VMI	OPP.
S3 31 Richmond	34
S17 21 at East Tennessee State	31
S24 7 at William and Mary	45
O1 0 at Georgia Southern	49
O8 7 Marshall	49
O15 14 at U.T.-Chattanooga	49
O22 11 Furman	28
O29 7 Western Carolina	33
N5 15 James Madison	38
N12 14 *The Citadel	58
N19 26 at Appalachian State (OT)	23
153 Totals	437

* Oyster Bowl - Norfolk, Va.

1995 (4-7)

VMI	OPP.
S2 28 at Richmond	51
S9 50 Liberty	31
S16 37 East Tennessee State	23
S23 24 at Furman	55
S30 7 William & Mary	27
O7 21 at Marshall	56
O14 17 U.T.-Chattanooga	12
O28 14 at Western Carolina	31
N4 24 Appalachian State	26
N11 34 at The Citadel	7
N18 13 *Georgia Southern	31
153 Totals	437

* Oyster Bowl - Norfolk, Va.

1996 (3-8)

VMI	OPP.
S7 7 at Mississippi	31
S14 21 at William & Mary	40
S21 0 at East Tennessee State	38
S28 14 Furman	31
O5 17 at Georgia Southern	20
O12 20 Marshall	45
O19 28 at U.T.-Chattanooga	14
N2 14 Western Carolina	28
N9 20 Richmond	7
N16 34 The Citadel (2OT)	27
N23 14 at Appalachian State	26
189 Totals	296

1997 (0-11)

VMI	OPP.
S6 13 at Wofford	23
S13 12 William & Mary	41
S20 3 at Richmond	56
S27 14 at Furman	35
O4 0 Georgia Southern	49
O11 24 Chattanooga	47
O18 7 at Navy	22
N1 0 at Western Carolina	24
N8 7 Appalachian State	42
N15 6 at The Citadel	28
N22 7 East Tennessee State	17
93 Totals	384

1998 (1-10)

VMI	OPP.
S5 26 Lenoir-Rhyne	7
S12 0 at William & Mary	49
S19 8 at East Tennessee State	44
S26 14 Furman	51
O3 7 at Georgia Southern	63
O10 20 Wofford	42
O17 7 at Chattanooga	45
O24 38 Morehead State	41
O31 17 Western Carolina	39
N7 0 at Appalachian State	51

N14 10 The Citadel	36
147 Totals	468

1999 (1-10)

VMI	OPP.
S4 6 at Richmond	42
S11 15 Concord	14
S18 17 East Tennessee State	26
S25 0 at Furman	58
O2 0 Georgia Southern	62
O9 10 at Wofford	55
O16 0 Chattanooga	27
O23 14 William & Mary	35
O30 2 at Western Carolina	40
N6 7 Appalachian State	34
N13 6 at The Citadel	7
77 Totals	400

2000 (2-9)

VMI	OPP.
S2 31 Duquesne	57
S9 15 at William & Mary	55
S16 3 at East Tennessee State	38
S23 21 Furman	35
S30 3 at Georgia Southern	56
O7 28 Wofford	45
O14 14 at Chattanooga	27
O21 40 Charleston Southern	7
O28 31 Western Carolina	41
N4 0 at Appalachian State	52
N11 41 The Citadel	21
227 Totals	434

2001 (1-10)

VMI	OPP.
A30 18 at Duquesne	41
S8 0 William & Mary	34
S22 7 at Furman	65
S29 14 Georgia Southern	31
O6 14 at Wofford	59
O13 19 Chattanooga (OT)	16
O27 17 at Western Carolina	44
N3 17 Appalachian State	27
N10 7 at The Citadel	49
N17 28 Samford	46
N22 23 East Tennessee State	34
164 Totals	446

2002 (6-6)

VMI	OPP.
A31 27 at Charleston Southern	24
S7 41 Davidson	16
S14 31 at William & Mary	62
S21 21 at East Tennessee State	35
S28 28 Furman	55
O5 7 at Georgia Southern	52
O12 27 #12 Wofford	16
O19 35 at Chattanooga	31
O26 38 Liberty	14
N2 23 Western Carolina	35
N9 13 at Appalachian State	54
N16 23 vs. The Citadel!	21
314 Totals	415

!- Charlotte, N.C.

2003 (6-6)

VMI	OPP.
A30 10 at Navy	37
S6 31 at Davidson	9
S13 24 William & Mary	34
S20 34 Norfolk State	9
S27 42 Georgetown	14
O4 28 at Liberty	31
O11 50 Charleston Southern	7
O18 25 Gardner-Webb	37
O25 25 at Richmond	35
N1 19 at Coastal Carolina	10
N8 48 Austin Peay	7
N15 23 vs. The Citadel!	27
359 Totals	257

!- Charlotte, N.C.

2004 (0-11)

VMI	OPP.
S4 14 at Ohio	42
S11 7 Richmond	34
S18 10 Tennessee Tech	16
S25 6 at William & Mary	42
O2 24 at Charleston Southern	25
O9 0 at Georgetown	21

O16 14 Coastal Carolina	21
O23 17 at Gardner-Webb	28
O30 10 at James Madison	41
N6 17 Liberty	38
N20 18 Wofford	19
137 Totals	327

2005 (3-8)

VMI	OPP.
S3 33 Davidson	0
S10 7 William & Mary	41
S17 14 at Duke	40
S24 26 Lehigh	28
O1 10 at Liberty	7
O8 34 Charleston Southern	12
O15 23 at Wofford	38
O22 52 Gardner-Webb (3OT)	55
O29 14 at #13 Coastal Carolina	38
N5 3 at #23 Richmond	38
N19 14 The Citadel	22
230 Totals	319

2006 (1-10)

VMI	OPP.
S2 20 Davidson	19
S9 19 at Norfolk State	32
S16 7 at Richmond	58
S23 6 at William & Mary	38
S30 7 James Madison	45
O7 7 at Army	62
O14 27 Coastal Carolina	31
O21 22 at Charleston Southern	27
O28 31 at Gardner-Webb	35
N11 21 at The Citadel	48
N18 32 Liberty	38
199 Totals	433

2007 (2-9)

VMI	OPP.
S1 20 Lock Haven	0
S8 16 William & Mary	63
S15 17 at James Madison	45
S22 6 at Lehigh	37
S29 40 at Robert Morris	13
O13 21 Presbyterian	45
O20 22 Gardner-Webb	36
O27 35 at Coastal Carolina	42
N3 28 Charleston Southern	37
N10 34 at Liberty	73
N17 28 The Citadel	70
267 Totals	461

2008 (4-7)

VMI	OPP.
S6 49 Saint Francis (Pa.)	0
S13 17 at William & Mary	52
S20 69 Chowan	20
S27 31 at Ohio	51
O4 16 Richmond	56
O11 47 Coastal Carolina	20
O25 27 at Gardner-Webb	34
N1 21 at Charleston Southern	31
N8 26 Liberty	38
N15 26 at Stony Brook	40
N22 49 Presbyterian	27
378 Totals	369

2009 (2-9)

VMI	OPP.
S5 14 Robert Morris	13
S19 16 at #6 James Madison	44
S26 28 at #1 Richmond	38
O3 23 Gardner-Webb	27
O10 6 at Coastal Carolina	20
O17 20 Stony Brook	27
O24 31 at Presbyterian	20
O31 21 Charleston Southern	31
N7 14 at Liberty	54
N14 17 at Army	22
N21 35 Old Dominion	42
225 Totals	338

2010 (3-8)

VMI	OPP.
S4 48 Lock Haven	6
S11 0 at #11 William & Mary	45
S25 7 at Virginia	48
O2 24 Presbyterian	13
O9 9 at Stony Brook	27
O16 7 Liberty	41

O23 34 at Charleston Southern	16
O30 7 at Army	29
N6 3 Coastal Carolina	31
N13 28 at Old Dominion	45
N20 7 at Gardner-Webb	10
174 Totals	311

2011 (2-9)

VMI	OPP.
S3 21 Delaware State	0
S10 7 #5 William & Mary	21
S17 19 at Richmond	34
S24 13 at Akron	36
O8 10 at Coastal Carolina	34
O15 21 Charleston Southern	17
O22 14 Stony Brook	42
O29 14 at The Citadel	41
N5 31 at #22 Liberty	37
N12 6 at Presbyterian	38
N19 31 Gardner-Webb	24
187 Totals	351

2012 (2-9)

VMI	OPP.
S1 10 at Delaware State	17
S8 24 Chowan	17
S15 6 Richmond	47
S22 3 at Navy	41
O6 17 Presbyterian	7
O13 14 at Charleston Southern	32
O20 7 Coastal Carolina	34
O27 7 at Gardner-Webb	38
N3 7 at #9 Stony Brook	45
N10 24 The Citadel	27
N17 14 Liberty	33
133 Totals	388

2013 (2-10)

VMI	OPP.
A31 0 at Richmond	34
S7 34 Glenville State	27
S14 24 North Greenville	37
S21 0 at Virginia	49
S28 31 Robert Morris (2OT)	37
O12 17 #25 Charleston So.	25
O19 35 at Presbyterian	49
O26 27 at #3 Coastal Carolina	66
N2 7 at Liberty	17
N9 27 Gardner-Webb	9
N16 10 at The Citadel	31
N23 23 Bucknell	35
235 Totals	416

2014 (2-10)

VMI	OPP.
A30 38 at Bucknell	42
S6 7 at Bowling Green	48
S13 52 Davidson	24
S20 21 at Samford*	63
S27 24 Mercer*	27
O4 7 at #14 Chattanooga*	55
O11 14 at Navy	51
O18 41 Gardner-Webb (2 OT)	47
O25 3 at Wofford*	38
N1 31 Furman*	15
N15 27 at Western Carolina*	42
N22 25 The Citadel*	45
290 Totals	497

2015 (2-9)

VMI	OPP.
S3 36 at Ball State	48
S12 43 Morehead State	40
S19 10 at #22 Richmond	42
S26 21 at Furman*	24
O3 22 Bucknell (OT)	28
O10 13 Samford*	49
O17 27 #6 Chattanooga*	33
O24 28 at Mercer*	21
O31 20 Wofford*	41
N7 14 at #22 The Citadel*	35
N21 20 Western Carolina*	24
254 Totals	385

Keydets In The Record Books

NCAA Record Holders

Single-Game (Team)

Fewest Passing Yards Allowed(-16), vs. Richmond, 1957 (FBS Record)

Single-Season (Individual)

Most Punts.....101, Jim Bailey, 1969 (FBS Record)

Southern Conference Record Holders

Single-Game (Individual)

Most Rushing Attempts52, Tom Sowers vs. Davidson, 1968
 * Highest Field Goal Pct.100%, (5-5) Craig Jones vs. William & Mary, 1977
 * Most Punts13, Jim Bailey vs. West Virginia, 1969
 * Longest Run from Scrimmage98 yards, Granville Amos vs. WV&M, 1964
 * Longest Interception Return100 yards, Andy Tucker vs. Richmond, 1961

Single-Game (Team)

Most Rushing Attempts90, vs. East Tennessee State, 1990
 * Fewest Pass Completions Allowed0 vs. Va. Tech, 1976
 Fewest Yards Allowed Passing(-16), vs. Richmond, 1957

Single-Season (Individual)

Most Punts.....101, Jim Bailey, 1969
 Highest Punting Average47.4, Brent Barth, 2002
 Highest Yards/Catch (40 rec. minimum).....25.0, (45-1123) Mark Stock, 1986

Single-Season (Team)

*Interceptions.....28, 1959
 * = Tie for record

Southern Conference Award Winners

Player of the Year

1957Bobby Jordan
 1960Howard Dyer

Coach of the Year

1957John McKenna
 1959John McKenna
 1962John McKenna
 1974Bob Thalman
 1981Bob Thalman
 2002Cal McCombs

Jacobs Blocking Trophy

1938Andy Trzeciak
 1940Billy Walker
 1960Lou Shuba
 1974Andy Dearman
 1979John Shuman
 1991Lorenzo Carpenter

Freshman of the Year

1992Marlon Anderson (Coaches' only)
 2001Titus Green
 2014Al Cobb

Athlete of the Year

1953-54Johnny Mapp

Big South Conference Record Holders

Single-Game (Individual)

Most Rushing Yards (QB)235, Tim Maypray vs. Presbyterian, 11/22/08
 Longest Pass Completed90, Kyle Hughes to Zach Collins vs. Coastal Carolina, 10/11/08
 * Field Goal Attempts5, Matt Sharpe vs. Charleston Southern, 10/11/03
5, Matt Sharpe vs. Coastal Carolina, 11/1/03
 *Field Goals Made4, Matt Sharpe vs. Gardner-Webb, 10/18/03
4, Matt Sharpe vs. Coastal Carolina, 11/1/03
 * Field Goal Percentage100% (4-4), Matt Sharpe vs. Gardner-Webb, 10/18/03
100% (3-3) Barrett Way vs. Gardner-Webb, 10/22/05
 * Punt Returns6, John Puvogel, vs. Austin Peay, 11/8/03

Single-Game (Team)

* Field Goal Attempts5, vs. Charleston Southern, 10/11/03

.....5, vs. Coastal Carolina, 11/1/03
 * Field Goals Made4, vs. GVU, 10/18/03
4, vs. Coastal, 11/1/03
 * Field Goal Percentage100.0 (4-4), vs. Gardner-Webb, 10/18/03

Single-Season (Individual)

Most Rushing Yards (QB)1,266, Tim Maypray, 2008
 Most Rushing Attempts (QB)195, Tim Maypray, 2008
 Most Rushing Touchdowns (QB)12, Tim Maypray, 2008
 * Total Tackles144, Derik Screen, 2003
 Assisted Tackles86, Justin Huggard, 2005

Single-Season (Team)

Most Rushing Yards3,932, 2008
 Rushing Yards Per Game357.5, 2008
 Rushing Yards Per Carry6.4, 2008
 Yards Per Completion (Passing)23.69, 2008
 Yards Per Attempt (Passing)9.92, 2008
 Fewest Interceptions Thrown, Season3, 2006
 *PAT Kicking Percentage100.0% (15-15), 2004
 Punt Returns, Season34, 2003
 Average Time of Possession34:46, 2007
 Fewest Sacks Allowed5, 2009

Career (Individual)

Rushing Yards (QB)1,785, Tim Maypray, 2006-09
 All-Purpose Yards6,129, Tim Maypray, 2006-09

Big South Conference Award Winners

Scholar-Athlete of the Year

2008Jacob Rochester

Conference Records

Southern Conference			Big South Conference		
Year	Record	Finish	Year	Record	Finish
1953	3-3-0	5th	1996	3-5	6th
1954	4-3-0	5th	1997	0-8	9th
1955	1-6-0	9th	1998	0-8	9th
1956	2-3-1	6th	1999	0-8	9th
1957	6-0-0	1st	2000	1-7	8th
1958	2-2-1	4th	2001	1-7	8th
1959	5-0-1	1st	2002	3-5	5th
1960	4-1-0	1st	2014	1-6	8th
1961	4-2-0	3rd	2015	1-6	8th
1962	6-0-0	1st	<i>VMI also tied for the Southern Conference Championship in 1951.</i>		
1963	3-1-2	3rd	Big South Conference		
1964	1-4-0	8th	Year	Record	Finish
1965	3-2-0	4th	2003	2-2	3rd
1966	1-4-0	8th	2004	0-4	5th
1967	2-3-0	5th	2005	2-2	T-3rd
1968	1-3-0	5th	2006	0-4	5th
1969	0-4-0	6th	2007	0-4	5th
1970	1-4-0	7th	2008	1-4	T-5th
1971	1-4-0	6th	2009	1-5	6th
1972	1-5-1	6th	2010	2-4	5th
1973	2-4-0	6th	2011	2-4	T-5th
1974	5-1-0	1st	2012	1-5	6th
1975	2-4-0	6th	2013	1-4	6th
1976	2-3-0	5th			
1977	4-1-0	1st			
1978	1-4-0	6th			
1979	4-1-0	2nd			
1980	1-4-1	6th			
1981	3-1-1	2nd			
1982	2-3-0	6th			
1983	1-5-0	6th			
1984	1-4-0	8th			
1985	1-4-1	7th			
1986	1-5-0	7th			
1987	2-4-0	5th			
1988	1-5-0	6th			
1989	1-4-1	6th			
1990	1-5-0	7th			
1991	2-5-0	6th			
1992	1-6	7th			
1993	1-7	9th			
1994	1-7	9th			
1995	3-5	6th			

The NCAA and Big South records listed on this page are accurate through the 2014 season. The SoCon records are accurate through the 2015 season.

Media Information

WORKING MEDIA

Press passes and parking permits will be supplied well in advance of the season to those media outlets regularly covering VMI football. All others are requested to call the Athletic Communications Office far enough in advance so that passes can be mailed. Complimentary passes are available upon request.

PHOTOGRAPHERS

Photographers will be granted field privileges, but must limit their work outside the 25-yard restrictions and no closer than six feet from the sidelines. Those holding passes or complimentary tickets will not be permitted in the press box unless covering the game.

PRESS BOX

All press, radio, PA, and statistical crews are located on the fourth floor of VMI's football building, Clarkson-McKenna Hall. Entrance is through the middle door located across from the concession stand behind the stadium. An elevator will take you to the fourth floor. Television and film crews will work from the top of the press box level, and TV broadcast talent will be located at a designated booth on the fourth floor.

All individuals in the press box are reminded that it is a working area and per NCAA rules, cheering for either side - regardless of position - will absolutely not be tolerated.

RADIO

Two radio booths are available. One is reserved for the "official" visiting station. Two telephone lines are already installed for the visiting network's broadcast, and a tradeout agreement is desirable. Additional lines should be ordered through the VMI Athletic Communications office one month prior to the contest.

GAME INFORMATION

All media in the press box will be provided updated statistics on both teams, easy-to-read flip cards with accurate numbers and current depth charts, a souvenir program, and a buffet lunch. The view of the Blue Ridge Mountains is breathtaking. Score updates of other games around the country and in-game updates are also provided by the well-respected statistical crew.

AFTER THE GAME

A complete statistical game package will be available as soon as possible. The visiting team's locker room is located under the home team stands. Coach Wachenheim's post-game press conference and individual player interviews will be on the third floor of the football building, one floor below the press box level. Coordinate all postgame interview requests with Associate SID Brad Salois.

IT'S VMI, PLEASE

When referring to our athletic teams, it is requested that members of the media refer to this institution as "VMI", or "Virginia Military Institute", not "Virginia Military", the cryptic "Va. Military" or V.M.I. Any help in using the correct moniker would be greatly appreciated.

KEYDET FOOTBALL ON THE WEB

Fans and media are encouraged to follow the team on the VMI athletic home page. Timely information on the football Keydets will be available to both media and fans alike. Included in the service will be schedules, rosters, stats and the latest notes on the team, as well as access to live radio and video game broadcasts. The VMI Keydets can be accessed on the world wide web at www.VMIKeydets.com.

INTERVIEW POLICY

Media members are reminded that all interview requests with VMI players, coaches and staff MUST go through the VMI Athletic Communications Office. Interviews are encouraged to be conducted Monday through Wednesday of game weeks.

INTERNET BROADCASTS

All VMI football game radio broadcasts can be heard on the internet at www.VMIKeydets.com. Listeners can go to the athletic home page and click on the link provided for audio streaming. All video streaming links, including for all home football games, can be accessed on www.VMIKeydets.com as well.



Wade Branner

Associate A.D./Athletic Communications

Coverage: Football, Basketball, Radio Network, Video Event Production



Brad Salois

Associate Athletic Communications Director

Coverage: Baseball, Men's/Women's Swimming and Diving, Women's Soccer, Cross Country, Indoor Track & Field, Outdoor Track & Field - Secondary Contact for Football and Basketball



Daniel Whitehead

Assistant Athletic Communications Director

Coverage: Lacrosse, Wrestling, Rifle, Men's Soccer, Water Polo - Secondary Contact for Baseball

Key Pre-Season Dates...

July 27 SoCon Media Day
Aug. 9 VMI Media Day (Contact Athletic Communications office for info)

How to reach VMI Athletic Communications...

Office Phone: (540) 464-7253

Office FAX: (540) 464-7583

Press Box Phone: (540) 464-7834

Web site: www.vmikeydets.com

Twitter: www.twitter.com/vmiathletics

Assoc. AD/Athletic Comm.

(FB Contact): Wade Branner

Office Phone: (540) 464-7515

Home Phone: (540) 463-5033

E-mail: BrannerWH@vmi.edu

Associate Director

(Secondary Contact): Brad Salois

Office Phone: (540) 464-7015

Cell Phone: (940) 642-9865

E-Mail: SaloisBJ@vmi.edu

Assistant Director: Daniel Whitehead

Mailing Address

(USPS or Overnight service):

Virginia Military Institute
Sports Information Office
116 Smith Hall
Lexington, VA 24450

Directions to Alumni Memorial Field...

Most of our annual visitors know how to get to the Keydet home field, but for those who have never visited the city of Lexington, take note. Further details on general parking will be made available by the Institute office of Communications and Marketing as the season opener draws closer, while Athletic Communications will provide parking info to all applicable media as needed.

From the East, North, or South:

Follow I-81 to Exit 188 B toward Lexington (U.S. 60 west). Follow U.S. 60 west to Nelson Street into town. Turn right at the intersection of Nelson and Main Streets. Follow Main Street .5 mile to the stadium on the right.

From the West:

Follow I-64 East to Exit 55 (U.S. 11) and head south (right turn) toward Lexington. Follow U.S. 11 toward Lexington for .5 mile. Stay to the right across the Maury River Bridge and follow U.S. 11 Business for .3 mile. The stadium will be on your left.

VMI Football History & Traditions



THE OLD IS NEW AGAIN

2014-15 marked VMI's return to the Southern Conference after a 11-year stay in the Big South Conference. VMI was the oldest member in the Southern Conference and competed for the league crown for 78 years. VMI was admitted to the league in December, 1924 and captured seven league football crowns as a SoCon member., winning the league titles in 1951, 1957, 1959, 1960, 1962, 1974 and 1977.

Beginning with the 2016-17 year, with the introduction of SoCon rifle, all of VMI's sports except swimming and diving and water polo will be under the SoCon umbrella.

KEYDETS AND KANGAROOS

No, the Keydet is not a kangaroo, although the term "Keydets" has been used over the years to refer to VMI's athletic teams and the kangaroo has become the established mascot.

The kangaroo was adopted as VMI's mascot in 1947 when two VMI cheerleaders saw a picture of a kangaroo on the front of the magazine and realized how uncommon the animal was as a mascot. The marsupial was originally named "TD Bound", but sometime later his identity changed to "Moe".

VMI is one of only four (University of Missouri-Kansas City, Austin College (Texas) and Akron) colleges across the nation to have a kangaroo as a mascot, and only one of three schools among NCAA Division I institutions. The University of Akron's "Zippy" and UMKC's "Kasey Kangaroo" join "Moe" as the only kangaroos in the Division I ranks.

The source and/or meaning of the nickname "Keydets" is not as easy to find. The term began to catch on in the mid 1930's - prior to that time, the football team was referred to as "The Flying Squadron". A popular, but unproven, explanation of the word "Keydet" is that due to the Southern drawl of some of the members of the Corps of Cadets, the common term cadet was transformed into Keydets. There are, of course

many other possibilities. Regardless of which explanation is correct, the word "Keydet" like kangaroo, will continue to identify VMI's athletic teams.

LITTLE JOHN

The loud and thunderous booms that permeate the confines of Alumni Memorial Field on gameday Saturdays come from Little John, II, the Corps' own cannon. The present cannon used made its first appearance in September 1958, replacing the original Little John, which was retired to the VMI museum after the undefeated football season of 1957.

The cannon presently used was designed by the late Col. Cary S. Tucker of the VMI faculty and is a three-fifths scale replica of a 1750 howitzer used in the Revolutionary War. It has a 20-inch barrel, which is adorned at the top by a shield from a cadet shako.

The cannon is fired when the Keydets take the field, after a VMI score, and at the end of each quarter of play.

THE 12TH MAN

Few football playing institutions can boast 100 percent attendance of its student body at every home game. At VMI, the 1,500 member Corps of Cadets is present to support the Keydets for every contest at Alumni Memorial Field - from the opening kickoff to the final gun.

Approximately 45 minutes before kickoff on home game Saturdays, the Corps forms in front of barracks for the traditional pre-game march-down to Alumni Memorial Field.

THE SOUTH'S FIRST

The first known football game to have been played in the south took place in 1873 between VMI and next-door neighbor Washington and Lee. The contest, played under different rules than conventional modern day football, was played on the VMI Parade Ground with 50 players a



VMI and The Citadel resumed their series, the battle for the Silver Shako, in 2011. The trophy is awarded to the winner of the game - known as "The Military Classic of the South."

the Southern Conference championship, and attained a ranking as high as 13th in the nation before finishing at 20th in the final Associated Press poll. The team was also extended an invitation to play in the Sun Bowl.

Clarkson-McKenna Hall, the football building adjacent to Alumni Memorial Field, honors both coaches by bearing their names at the front entrance. The facility was dedicated in 1990.

RHODES SCHOLARS

Two VMI football players have earned the distinction of being Rhodes Scholars. Lee D. Badgett was selected in 1961, and Robert C. Randolph was named in 1967. Overall, four VMI athletes have been

selected Rhodes Scholars including former VMI superintendent Josiah Bunting, III, a former swimmer from the class of 1963.

side and won by Washington and Lee, 4-2.

VMI did not officially recognize football as an intercollegiate sport until 1891, but many games had been played by cadet squads before that time.

KEYDETS IN THE PROS

Twelve former VMI football players have risen to the professional ranks. The first was Bosh Pritchard "the Hopewell Hurricane" who played for the Philadelphia Eagles and New York Giants between the 1942 and 1951 seasons. The three most recent VMI football alumni to play professionally were Mark Stock, who played wide receiver for Pittsburgh, Washington and Indianapolis between 1989 and 1996, two-time All-American Thomas Haskins, VMI's all-time leading rusher, who played five seasons with the Montreal Alouettes of the Canadian Football League and current assistant coach Tim Maypray, who donned Montreal's uniform in 2010 and 2011.

Bobby Ross, who captained the 1959 VMI football team, distinguished himself as a coach in both the collegiate and professional ranks, served head coach of the San Diego Chargers and Detroit Lions, guiding the former to Super Bowl XXIX at the conclusion of the 1994. At the collegiate level, he coached The Citadel, University of Maryland, Army and Georgia Tech, winning a share of the 1990 national title at the latter.

TWO UNDEFEATED TEAMS

VMI has fielded two undefeated teams in its 114-year old football history.

The 1920 football squad, the "Flying Squadron" under coach Blandy Clarkson, is VMI's only undefeated and untied team. In 1920, VMI posted six shutouts on the year and tore through the likes of Virginia, North Carolina, and a highly rated Pennsylvania squad coached by the legendary John Heisman. The team outscored its opposition 431-20.

The 1957 squad under Coach John McKenna went 9-0-1, captured

ALUMNI MEMORIAL FIELD AT FOSTER STADIUM

The home field of the Keydets was dedicated on October 15, 1921 in a game against the University of Virginia. In 1962, stands were constructed on the south side of the stadium, bringing total capacity to 10,000. The largest crowd to witness a game in the facility was an overflow gathering that saw VMI take on Navy on September 15, 1973. The facility received a major refurbishing in 2006 as part of the Foster Stadium improvements.

FAMOUS ALUMNI PLAYED FOOTBALL

General George C. Marshall, VMI's most distinguished alumnus and class of 1901, played left tackle on the varsity football team. Serving his country as both a soldier and statesman, Marshall rose to the rank of General of the Army and Chief of Staff during World War II, and his post-war achievements included ambassador to China, Secretary of Defense, Secretary of State, and the architect of the Marshall Plan. In 1953, General Marshall received the Nobel Prize for Peace.

SCHOOL COLORS

VMI's school colors are derived from the three colors that symbolized the three prominent branches of the United States Army. Dr. J.H. Campbell, a resident of Lexington and a distinguished graduate of the Institute, is credited with drawing on the significance of these colors and in 1886, wrote "Let red represent the Artillery, White the Infantry, and Yellow the Cavalry." The colors were gradually adopted for the athletic teams into the next century.

