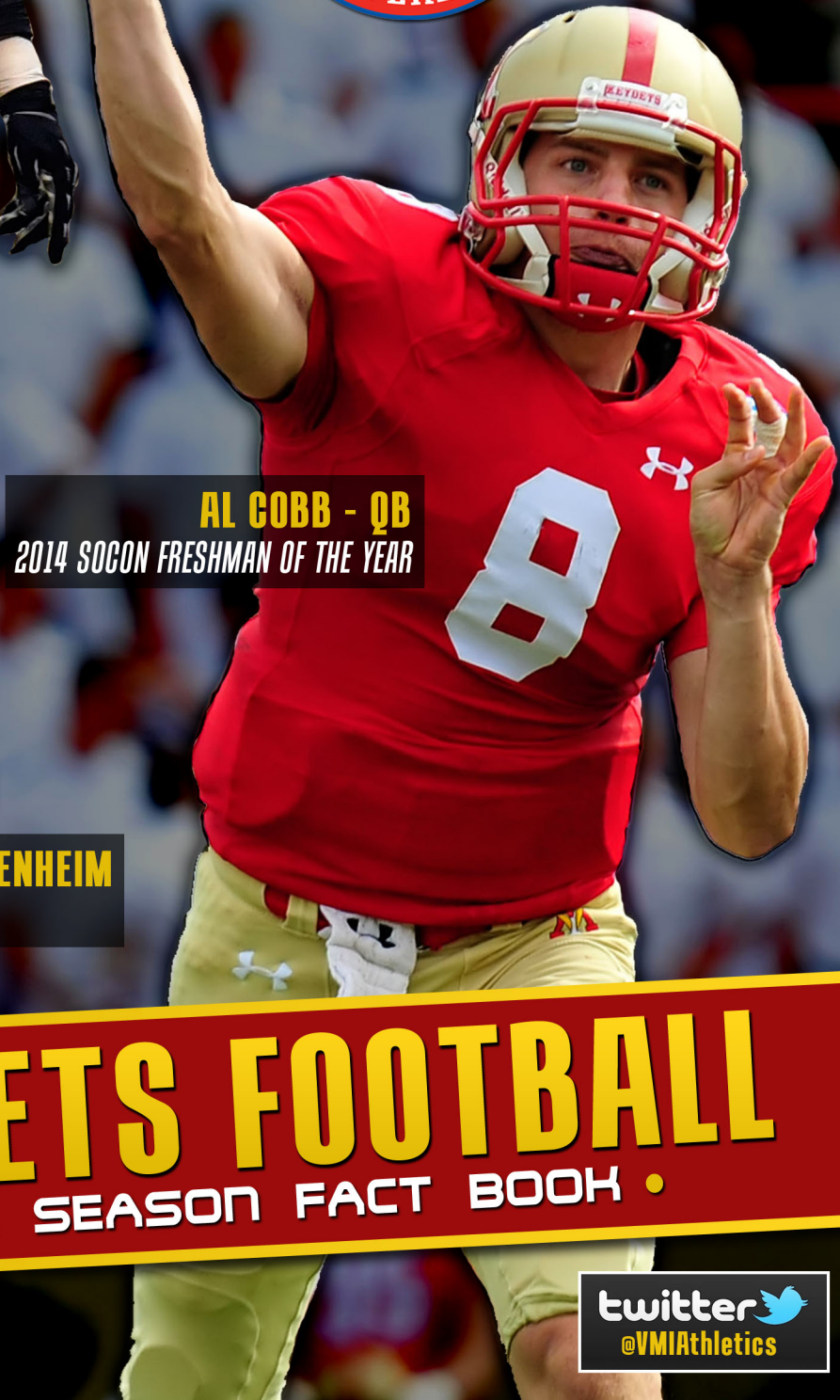





JOE NELSON
(R)JR. DEFENSIVE END




AL COBB - QB
2014 SOCON FRESHMAN OF THE YEAR



SCOTT WACHENHEIM
VMI HEAD COACH

VMI KEYDETS FOOTBALL

• 2015 FOOTBALL SEASON FACT BOOK •



QUICK FACTS	
Name of School	Virginia Military Institute (VMI)
City/Zip	Lexington, Va. 24450
Founded	1839
Enrollment	1,559
Nickname	Keydets
Mascot	Moe (Kangaroo)
School Colors	Red, Yellow & White
Stadium	Alumni Memorial Field at Foster Stadium
Conference	Southern Conference
Superintendent	General J.H. Binford Peay III '62
Athletic Director	Dr. Dave Diles (Ohio '83)
Athletic Department Phone	540-464-7251
Ticket Office Phone	540-464-7266
COACHING STAFF	
Head Coach	Scott Wachenheim (Air Force '84)
Record at VMI	First Season
Overall Record	First Season
To Reach Coach	Contact SID
Defensive Coordinator (Secondary)	Tom Clark
Offensive Coordinator (QB)	Dustin Ward
Assistant Coach (OLB/Co-Special Teams)	Justin Hamilton
Assistant Coach (RB)	Tim Maypray
Assistant Coach (WR/TE)	Brad Robbins
Assistant Coach (DL)	Mike Saint Germain
Assistant Coach (OL)	Gordon Sammis
Assistant Coach (ILB)	Justin Wood
Assistant Coach (Asst. Sec./Co-Special Teams)	Josh Zidenberg
Assistant Coach	Tyson Wachenheim
Strength & Conditioning Coach	Jimmy Whitten
Athletic Trainer (Football)	Marco Giuliani
TEAM INFORMATION	
2014 Overall Record	2-10
SoCon Record/Finish	1-6/T-7th
Starters Returning/Lost	16/6
Letterwinners Returning/Lost	37/14
ATHLETIC COMMUNICATIONS	
Associate A.D./Athletic Communications (FB Contact)	Wade Branner
SID Office Phone	540-464-7253
Home/Cell Phone	540-319-1271
Email	brannerwh@vmi.edu
Associate Athletic Communications Director (Secondary FB)	Brad Salois
Assistant Athletic Communications Director	Daniel Whitehead
Press Box Phone	540-464-7834
Athletic Communications Fax	540-464-7583
Mailing Address	116 Smith Hall; Lexington, Va. 24450
Website	www.VMIKeydets.com
Twitter	@VMIathletics/@VMI_Football

The 2015 VMI Football Fact Book is a product of the VMI Athletic Communications Office. The publication has been produced to aid the media in covering VMI football during the 2015 season.

For additional information, the media may contact the Athletic Media Relations Office, 116 Smith Hall, Lexington, VA 24450. The office may also be reached via telephone at (540) 464-7253, or via fax at (540) 464-7583.

Credits: The 2015 VMI Football Fact Book was written by Wade Branner, Associate A.D./Athletic Communications and designed by Brad Salois, Associate Athletic Communications Director, respectively. Assistance by Daniel Whitehead, with cover design by Joel Balthaser.

Photography: Jeremy Leadbetter, VMI Communications & Marketing, Chuck Steenburgh, B.R. Floyd, Kevin Remington, VMI Archives and Wade Branner.

TABLE OF CONTENTS

Table of Contents/Quick Facts	1
2015 Season Preview	2-3
Head Coach Scott Wachenheim	4-5
Assistant Coaches.....	6-9
2015 Player Rosters/Depth Chart	10-12
2015 Returning Player Bios.....	13-30
2015 Freshman Bios	31
2014 Game Recaps	32-43
2014 Statistics	44-51
Records Versus Opponents.....	52-54
When Was The Last Time?.....	55
Past All-Conference Honorees	56
Record Book.....	57-80
Media Information.....	81
VMI History and Traditions	82-83

2015 Schedule

Sept. 3	at Ball State	7 p.m.
Sept. 12	Morehead State	1:30 p.m.
Sept. 19	at Richmond	6 p.m.
Sept. 26	at Furman*	3 p.m.
Oct. 3	Bucknell	1:30 p.m.
Oct. 10	Samford*	1:30 p.m.
Oct. 17	Chattanooga*	1:30 p.m.
Oct. 24	at Mercer*	6 p.m.
Oct. 31	Wofford*	1:30 p.m.
Nov. 7	at The Citadel*	2 p.m.
Nov. 21	Western Carolina*	1:30 p.m.

* = Southern Conference Game

2015 Season Preview

First-year head coach Scott Wachenheim takes over a VMI squad that welcomes back considerable experience with 37 lettermen returning. 19 letterwinners return on offense with just six lost from a year ago while 16 players return on the defensive side with eight lost from last season. The offense welcomes back nine starters while the defense will return seven starters from 2014. Both punter and placekicker return as well as long and short snappers.

Headlining the returnees is quarterback and 2014 Southern Conference Freshman of the Year Al Cobb who led the SoCon with 2,971 passing yards and tossed 20 touchdowns on 269-for-438 passing. Cobb threw for at least 200 yards in nine games and tossed multiple touchdowns in six contests and was named SoCon Freshman of the Week four times. He was fifth in voting for the Jerry Rice Award which honors the nation's top FCS freshman and set school season marks for passing yards (2,971), touchdown passes (20), and total offense (3095). Cobb compiled six games of 300 or more yards passing in 2014.

Cobb's backups will be redshirt freshman Jade Maher and veteran Hayden Alford, with Alford bringing game experience to his role.

The receivers again feature a deep and talented group with five of the top seven returning from last year including junior Aaron Sanders who put together one of the best performances in years by a VMI receiver catching 58 passes for 901 yards. Sanders posted the most receiving yards by a Keydet since Mark Stock's 1,161 yards in 1988 and tied for the team lead in touchdown receptions with four. Sanders ranked second in the Southern Conference in

receiving yards a game (75.1) and was third in catches per game (4.8). Joining Sanders will be the trio of Dane Forlines, Sam Patterson, and Matthew Nicholson. Forlines returns as the second leading receiver in receptions from a year ago and is looking to build on a breakout 2014 season where he emerged as a top threat and had 38 receptions which tied for the third most on the team while averaging 15.3 yards per catch. Forlines also tied for the team lead in touchdown receptions with four. Patterson, a past all-conference honoree in the Big South, has posted back-to-back 30 catch seasons and has 74 career receptions entering the season and looks to a big senior season after having his junior campaign limited by injury. Nicholson finished with the sixth most receptions on the team with 24 catches for 237 yards and averaged almost 10 yards a catch.


The Keydets must develop depth at the running back positions to replace departed veterans Deon Watts and Jabari Turner who accounted for 926 yards of 1243 rushing yards and 12 touchdowns last season. Redshirt freshman Brice Tucker emerged as a potential starter in spring drills after a strong showing in practice and scrimmage and veteran redshirt senior Derrick Ziglar returns as most experienced running back returning to the position group and has over 1,000 career yards rushing. Redshirt sophomore Cody Shirley has been sidelined with injury the past two seasons and has pressed hard to rehab and get back on the field and contribute.

The tight end position will feature new faces as junior Andrew Lewis, who started all last season at tight end, will move to the interior line at left tackle.

Redshirt sophomore Chad Jacob is slated to move into the starting tight end role after catching 12 passes for 111 yards on the season with one touchdown. Another player on the move, redshirt sophomore Ryan Swingle, moves from reserve quarterback to provide backup at tight end.

The offensive line returns four players with extensive playing experience including veteran redshirt senior Nate Murray who moved from tackle to guard on the left side. Good spring ball performances by redshirt junior Chad Reed and redshirt sophomore Stephen Miller project them as starters on the right side at guard and tackle, respectively, and redshirt sophomore Patrick Doucette returns to center where he started all 12 games last year. Depth could come from redshirt junior Bradley Hann and redshirt junior Iyan Roseborough, who have both been past starters.

Al Cobb



The Keydets will line up in a 3-4 defensive alignment and will look to improve from last year's numbers that posted 41.4 points allowed 496.4 yards per game. Defensive performance will be key to a VMI resurgence on the gridiron and the unit returns ample experience to foster a rise in fortunes.

The defensive line returns starters Joe Nelson and Denton Ensminger while J.C. Garvin, who moves to defense this year, is slotted to handle one end position. Nelson, a redshirt sophomore, could contend for all-conference honors and moved from nose to left end while Ensminger slides into nose after playing at end last year. Nelson finished the year with 19 solos and 32 assists for 51 tackles which led all VMI defensive linemen and ranked second on the team in tackles for loss with 7.0 for 24 yards. Ensminger posted 36 tackles on the season which was the second most among Keydet defensive linemen and also logged two tackles-for-loss for seven yards. Other returning veterans on the defensive line include redshirt junior Robert de Wolff, his classmate, Seth Mallory, and redshirt sophomore Amon-Ra Clay.

Veteran and four-year starter Logan Staib has graduated, but plenty of experience returns to outside linebacker where redshirt senior Chris Copeland is projected to start at one of the two available spots. Sophomore Tony Richardson, who saw substantial game experience as a true freshman last year, is the probable starter at the other OLB position, and Copeland and Richardson will be backed up by Brad and Brian Lipscomb.

At inside linebacker, leading returning tackler Ryan Francis returns to the squad and moves

from outside linebacker to one of the inside positions. Francis, a redshirt sophomore, ranked second on the team in tackles with 71 in 2014 and tied for second on the team in tackles for loss with 6.5 for 21 yards.

Sophomore linebacker Allan Cratsenberg could contend for all-conference honors after nabbing a starting role at inside linebacker at the end of last year. Cratsenberg made five consecutive starts at the end of the season and posted 49 total stops over the last five games as a starter. He finished the season with consecutive double-digit tackle games of 17 (season-high) against Western Carolina and 11 against The Citadel with the 17 tackles against Western Carolina standing as the most by a Keydet in 2014. Depth at inside linebacker will come from junior Darnell Ashton, who has past starting experience.

All four projected starters in the secondary have past experience as starters as the unit works to achieve both consistency and big play production. Redshirt junior Damian Jones and senior Doug Moore are slated to start at left and right corners, respectively. Jones has 23 career starts entering the season and led the secondary with eight pass breakups in 2014. Moore has three years experience in the secondary as both a starter and reserve. Sophomore Greg Sanders showed big play capability both in the defensive backfield and special teams and will be one to watch in 2015. Junior Allijah Robinson

returns to a starter role at one safety while redshirt junior Alex Keys, one of the best conditioned athletes on the team, will be considered for the other starting safety spot.

Veterans Alex James and Caleb Furlow enter their final years of eligibility and will provide depth in the backfield.

Both kicker and punter are back this season in Dillon Christopher and redshirt junior Alford. Christopher has demonstrated his versatile kicking ability throughout his career and is working to progress as an elite contributor in 2015 and last year converted 7 of 13 field goals and 33 of 35 PATs and finished the season strong by converting his last four field goal attempts. Alford is slated to handle the punting chores for the second straight year and continues to develop his leg strength and accuracy. Alford booted three punts over 50 yards and 18 punts inside the 20-yard line. In addition to the returning players in the kicking game, all snappers from a year ago return in Pat Doucette, Bradley Hann, and Walker Hays.



Joe Nelson

Head Coach Scott Wachenheim



Scott Wachenheim
First Season

Scott Wachenheim was named VMI's newest head football coach on Dec. 14, 2014.

A 1984 graduate of the United States Air Force Academy and veteran coach with over 25 years of experience in the college ranks, Wachenheim comes to VMI from the University of Virginia where he has served the past five seasons and as Cavaliers offensive line coach since 2011. Prior to his tenure in Charlottesville, Wachenheim was the offensive coordinator and offensive line coach at Liberty University for three seasons (2006-08).

On naming Wachenheim to the post, Diles stated, "VMI football is a historically important program, and the search began focused on getting three things right. First, we needed a coach with great leadership attributes and skills. Second, given the uniqueness of the Institute, and the learning curve of working within our system, we needed someone with high intelligence and the vision to utilize our systems as assets; and, finally, finding someone who understands and respects the varied experiences of cadet athletes was paramount.

In Scott Wachenheim, we have found all of these things."

"It's an honor to be selected to lead the VMI football program," said Wachenheim. "The Institute's mission so closely reflects the goals and values instilled in me from the United States Air Force Academy."

"His experience as a cadet and as a football player at the U.S. Air Force Academy, his impressive breadth of coaching assignments at great schools with winning programs across the country, and his leadership ability lend great optimism for the future of VMI football," said VMI Superintendent General J.H. Binford Peay III.

While at Virginia, Wachenheim helped the Cavalier offense in 2011 amass the most rushing yards (2,107) in seven seasons and his offensive unit finished the year ranked no. 24 in the nation in fewest sacks allowed per game (1.23) as UVa advanced to the Chick fil-A Bowl. In 2012, the Cavalier offense passed for over 3,000 yards for the third consecutive season - the first time that had ever been





accomplished in school history. Four starters from his 2011 offensive line unit at UVA were on 2014 Opening Day NFL rosters. In 2013, the offensive line paved the way for UVA's Kevin Parks, the school's first 1,000 yard rusher since 2004.

At Liberty, Wachenheim helped the Flames attain a 10-2 record in 2008 and a second straight Big South Conference championship while averaging 33.7 points and 446.7 yards per game. The offensive unit ranked ninth nationally in the Football Championship Subdivision and led the Big South Conference in total offense for the second consecutive season as they averaged 429.6 yards a game and 42.6 points per contest in 2007.

Wachenheim was elevated by then Liberty head coach Danny Rocco to assistant head coach prior to the 2007 season. Wachenheim also helped develop three-year starting running back Rashad Jennings – a consensus All-America selection and Walter Payton Award finalist who rushed for a Big South record 3,633 career yards, 633 attempts, and 42 touchdowns. Jennings was a seventh-round selection by the Jacksonville Jaguars in the 2009 NFL draft. Wachenheim also recruited and coached Flames offensive standout and two-time Big South offensive player of the year Mike Brown.

Wachenheim also spent the 2009 season in the NFL ranks as the tight ends coach with the Washington Redskins and helped with the development of tight end Fred Davis who had 48 catches for 509 yards and six touchdowns while filling in for All-Pro Chris Cooley who sustained a season-ending injury.

Prior to his tenure at Liberty, Wachenheim spent 12 seasons (1994-2005) on the staff of Ken Hatfield at Rice University and served the last five seasons as the Owls offensive coordinator. Wachenheim helped Rice build a dominant ball-control offensive attack and in 2004, the Owls led the nation in rushing offense (306.5 yards per game) after gaining a school record 3,800 yards the previous season which ranked second in the country. In 2001, Rice broke the school single season record for points and total offense



(4,846 yards).

Wachenheim also served as recruiting coordinator and coached offensive tackles and tight ends coach at Utah State from 1992-93 and was part of the 1993 Big West Championship staff that claimed the Las Vegas Bowl.

Wachenheim graduated from the Air Force Academy with a bachelor's degree in Civil Engineering and was a four-year starter from 1980-83. He earned first team All-WAC and honorable mention All-America honors his senior year. The 1983 Falcons posted a 10-2 record and were ranked second in rushing offense and attained a 13th team ranking overall.

Wachenheim began his coaching career at Air Force in 1984 when he served as offensive coordinator of the Air Force Academy junior varsity squad before embarking on his active duty commitment.

After serving as an officer in the U.S. Air Force, Wachenheim returned to the college coaching ranks at Arkansas in 1989 and spent two years on the Razorback staff that won a Southwest Conference Championship and Cotton Bowl title. Wachenheim earned his master's degree in athletic administration at Arkansas in 1991. He later served one season at Colorado under head coach Bill McCartney and helped the Buffaloes win the Big 8 title and a Blockbuster Bowl bid.

A native of Woodland Hills, California, Wachenheim and his wife, Karla, have two sons, Kyle and Tyson.

Diles added, "Coach Wachenheim is a coach with demonstrated leadership abilities and he articulated a compelling message for developing our cadet athletes. In addition, he is a bright, innovative and confident coach and through his experience at the United States Air Force Academy, Coach Wachenheim has unique insight into the life of a cadet athlete. A bonus is his extensive experience working and coaching in Virginia and his deep connections throughout the Commonwealth. He quickly emerged as the top candidate for this position, and he articulated a vision and plan for moving our football program back to a position of competitive prominence in the Southern Conference."

Assistant Coaches

Tom Clark

- ◆ Maryland '86
- ◆ First Season
- ◆ Def. Coord./Secondary



Will handle VMI defensive backs and serve as defensive coordinator...comes to VMI from William & Mary where he coached Tribe defensive backs for three years (2012-14) and also promoted to special teams coordinator in

2014...coached two All-American defensive backs at William & Mary who made it to the NFL ranks...was also William & Mary defensive coordinator from 2001-2003 and Liberty defensive coordinator for six seasons where the Flames posted a 47-20 mark and claimed four Big South titles and his defenses were ranked in the Top 25 in scoring defense four times...served as Catholic University head coach during two stints (1994-2000) and (2004-05) and was 56-14-1 in his first stint as Catholic head coach and had three consecutive playoff appearances (1997, 98, 99)... a native of Washington, D.C. and earned a bachelor's degree in kinesiology from Maryland in 1986.

Justin Hamilton

- ◆ Virginia Tech '06
- ◆ Second Season
- ◆ OLB/Special Teams




Will handle outside linebackers for the second consecutive year...joined the VMI coaching prior to 2014 spring drills and began working with the VMI outside linebackers...came to the Institute from UVa-Wise where he

spent three years as defensive coordinator... In 2012, UVa-Wise's defense held opponents under 25 points in five games and the season was highlighted by holding nationally ranked Bethel College to 21 points in an overtime victory... Previously, Hamilton worked with the UVa-Wise football program as the school's strength and conditioning coordinator... played collegiately at Virginia Tech under legendary coach Frank Beamer and he received playing time at running back, wide receiver, defensive back and on the Hokie special teams... was a valuable contributor for the Virginia Tech program and played mostly on the defensive side of the ball... After graduating from Virginia Tech, Hamilton became a member of the Cleveland Browns for two seasons before finishing his career as a Washington Redskin in 2008...a standout at Clintwood High School, Hamilton was one of the most prolific athletes in Southwest Virginia. A four-year football starter who was recruited by numerous NCAA Division I schools, Hamilton also excelled at basketball and track, where he was a competitor at the VHSL state track meet... earned a bachelor's degree in consumer studies at Virginia Tech; he and his wife Brittany have a son, Kam Alexander.

Tim Maypray

- ◆ VMI '10
- ◆ First Season
- ◆ Running Backs



Begins his first season on the VMI staff and will coach running backs...returns to his alma mater after he compiled a standout athletic career in football at VMI culminated by being selected recipient of the VMI Intercollegiate Athletic Award in 2010 which is given to the most outstanding athlete...

reaped numerous awards as a receiver, return specialist, running back and quarterback at VMI and was named first team All-Big South as a kick returner in 2007 and punt returner in 2009 and was selected second team All-Big South at wide receiver in 2007 and quarterback in 2008...was named Big South Freshman of the Year in 2006 and Big South Preseason Offensive Player of the Year in 2009...holds the Big South career record for all-purpose yards with 6,129 yards and compiled 10 games of 200 or more all-purpose yards...holds the school single game record for all-purpose running with 346 yards against Charleston Southern in 2007...went to the professional ranks after graduating from VMI and played three seasons in the Canadian Football League...made his debut with the Montreal Alouettes in 2010 and played on the Grey Cup championship team that season...in his first CFL game he returned a missed field goal 125 yards for a TD which set a team record and returned another that year for 118 yards and a TD...also played for the Ottawa Redblacks of the CFL...native of Madisonville, Kentucky and played high school football and basketball at Randolph-Macon Academy in Front Royal, Va. and later served as head basketball coach...also worked as a sales representative in private business in 2012-13...graduated from VMI with a B.A. in Psychology



Brad Robbins

- ◆ UVA Wise '10
- ◆ Third Season
- ◆ WR's/TE's/Internal

Recruiting



Begins his second year on the VMI staff and will work with the Keydet wide receivers again in 2015 as he did last year.... mentored the Keydet cornerbacks in 2013, after joining the squad prior

to 2013 spring practice... spent the 2011 and 2012 seasons at Virginia where he handled various coaching responsibilities...worked closely with the Cavalier linebackers and safeties in 2012 and assisted with the defensive line in 2011...Robbins was also instrumental with organizing the scout team and coached various special teams drills...worked with former UVA players first team All-ACC selection Steve Greer and San Francisco 49er defensive end Cam Johnson... also served as assistant recruiting coordinator for Virginia following the 2010 season before assuming his on-field responsibilities...was a four-year letterwinner in football and baseball at UVA-Wise where he graduated in 2010. He was named first team All-Mid South Conference his senior year after throwing for over 3,000 yards and 22 touchdowns. In baseball, Robbins was named 2010 NAIA Second Team All-American as a designated hitter and was a three-time All-Appalachian honoree...a high school standout at Powell Valley, Robbins threw for 6,076 yards career yards and 69 touchdowns, including a 556-yard performance against Clintwood during his senior season which stands as the second-highest single game passing total in VHSL history...while coaching at Virginia, Robbins earned a M.Ed in Student Affairs Practice in Higher Education in May, 2013.



Mike Saint Germain

- ◆ Lafayette '07
- ◆ First Season

◆ Defensive Line/External Recruiting



Will serve as Keydets defensive line coach and

external recruiting coordinator...comes to VMI after serving at his alma mater of Lafayette College as a defensive assistant...served two years on the Virginia football staff (2012-13) as an offensive assistant with Coach Wachenheim...in 2013, Saint Germain coached the UVa fullbacks and assisted with special teams and offensive line...worked with the Cavalier offensive line and tight ends in 2012...coached three years at Franklin & Marshall on the defensive line and helped the Diplomats achieve winning seasons in 2009 and 2010...two-time All-Patriot League offensive line at Lafayette and named AP and Football Gazette third team All-American...graduated from Lafayette College in 2007 with a degree in history...played for Austin Wranglers in the Arena 2 Football League.



Gordon Sammis

- ◆ Virginia '07
- ◆ First Season
- ◆ Offensive Line




Will serve as offensive line coach for the Keydets...comes to VMI after coaching the past three years at Columbia University...coached the Lions tight ends before

becoming offensive line coach in 2013...coached two years at Virginia working the 2010 season as an on-field graduate assistant coached tight ends in 2011...a two-year letterman at Virginia and appeared in 27 games from 2003-07 as an offensive guard...earned a bachelor's degree in Political Science and master's degree in Education from Virginia...a prep All-American at Immaculata High School in Flemington, New Jersey and played in the U.S. Army All-American Bowl.



Dustin Ward

- ◆ Illinois '03
- ◆ First Season
- ◆ Off. Coordinator/QB's



Comes to VMI from Concord University where he was offensive coordinator and quarterbacks coach for the past four seasons...during his stint, Concord was 25-12 with

two conference championships, a regional championship, two NCAA playoff appearances including a semifinal appearance...at Concord, Ward coached 32 all-conference selections, six all-region honorees and five All-Americans...Concord averaged 42.4 points per game in 2014 which ranked 10th nationally...also served as offensive coordinator at DePauw from 2007-10 and helped them to a 32-9 record, two Southern Collegiate Athletic Conference titles and two appearances in the NCAA playoffs...also had an assistant coaching stint at Saint Joseph's College in 2006 and was Indiana's recruiting assistant in 2005...began coaching career at DePauw in 2003 as running backs coach...was a four-year letterwinner at Illinois and played in 22 games at quarterback completing 165 passes for 1,946 yards and 13 touchdowns and graduated from Illinois in 2003.

Justin Wood

- ◆ Christopher Newport '06
- ◆ First Season
- ◆ Inside Linebackers



Comes to the Institute after serving in various capacities as an assistant coach for eight seasons at his alma mater of Christopher Newport University...was CNU defensive coordinator

and specialized in the linebacking corps...started his coaching career at Christopher Newport as a student assistant in 2006 and coached linebackers in 2007 before spending several years teaching locally...returned to the CNU staff in 2011 and was named defensive coordinator in 2012...was one of the top defensive players in CNU history and became the school's second ever player named All-American in 2005 and still holds many CNU records in tackles after finishing with 370 for his career...earned First team All-USA South linebacker for three seasons after being named Second team his freshman season.


Josh Zidenberg

- ◆ Virginia '08
- ◆ First Season
- ◆ Asst. Sec./Special Teams Co-Coord.



Comes to VMI from UConn where he was a defensive graduate assistant in 2014...served three years as a graduate assistant coach at Virginia from the 2009-11

seasons...was a player personnel assistant for the Miami Dolphins in 2008 and 2009...Zidenberg is a 2008 graduate of Virginia with a degree in anthropology and earned a master's degree from UVA in administration and supervision in 2011...joined the Virginia football program as a walk-on but was later awarded a football scholarship and won the George Welsh Award following his junior year of 2006 as most outstanding special teams player and awarded the John Polzer Award for ability, sportsmanship, and character...worked two years in private business as Business Development Manager for Movement Mortgage, Inc. in Virginia Beach, Virginia.



Jimmy Whitten

- ◆ Virginia Tech '91
- ◆ Twelfth Season
- ◆ Strength and Conditioning



Longtime VMI strength coach Jimmy Whitten earned a new title, Assistant AD for Sport Performance, in 2014-15 and now returns for his second year as Strength and Conditioning Coach for football. Prior to that, he spent 10 years as VMI's main Associate Head Strength and Conditioning Coach.

Whitten came from East Carolina University in August 2004, where he was Director of Strength and Conditioning.

While at ECU, Whitten implemented the strength and conditioning programs for Pirate Football and Men's Basketball for three years. He also headed up the strength programs for the Pirate Baseball, Softball, Men's Track, Men's and Women's Soccer, and Swimming teams.

Prior to his ECU tenure, Whitten was head strength and conditioning coach for UNC Charlotte from July, 1999, to February, 2001. He was also assistant strength and conditioning coach at his alma mater, Virginia Tech, for two years after serving as a graduate assistant in the program for two years. He was a defensive end standout for the Hokies and was named the team's Co-MVP as well as most valuable defensive lineman in 1990. He also held the Captain's Award for Hokie Football in 1990.

Whitten earned a Bachelor of Science in Education at Virginia Tech in 1991 and earned a Masters of Arts in Counseling Education at Virginia Tech in 1996. Whitten is a member of the Collegiate Strength and Conditioning Coaches Association and National Strength and Conditioning Association.

A native of Danville, Va., Whitten and his wife, Eileen, have two children - daughter Mandolin, and son Luke.

Tyson Wachenheim

- ◆ Christopher Newport '15
- ◆ First Season
- ◆ Assistant Coach



Tyson Wachenheim joins the VMI football coaching staff as an assistant in 2015...will serve on his father's staff after graduating from Christopher Newport University in May, 2015...will work with the Keydet tight ends, a position he

played in college at CNU...was a tight end four years from 2011-2014 for the Captains...played high school two years at quarterback at Jefferson Forest High School, a year of quarterback and tight end at Loudon County High School and his senior year at tight end at Monticello High School for coach Brud Bickell...was an honorable mention All-District pick.



Alphabetical Roster

12	Hayden Alford, P/QB
5	Darnell Ashton, LB
52	Zack Baker, DE
42	Troy Barden, LB
79	Garrett Barker, OL
15	Joey Brown, WR
73	Cole Brummit, OL
4	John Burton, QB
85	Kevin Carson, TE
29	Karee Carter, DB
27	Dillon Christopher, PK
94	Amon-Ra Clay, DL
8	Al Cobb, QB
59	Chris Copeland, OLB
18	Austin Coulling, QB
46	Allan Cratsenburg, LB
90	Robert de Wolff, DL
26	Mason Dermott, RB
69	Jameson Donahue, OL
62	Patrick Doucette, OL
56	Brian Ellis, LB
93	Denton Ensminger, DL
45	Tyler Fedison, LB
6	Dane Forlines, WR
44	Ryan Francis, OLB
35	Scott Frazier, DB
1	Caleb Furlow, DB
88	J.C. Garvin, DL
37	Chris Gavin, RB
54	Xavier Greenfield, DL
57	Bradley Hann, OL
43	Kyle Harrell, WR
74	Walker Hays, DL
95	Shavon Henderson, DL
34	Bill Hogan, LB/P
81	Chad Jacob, TE
20	Alex James, DB
11	Darrian Johnson, WR
7	Damian Jones, DB
84	Mandela Kabi, DB
25	Alex Keys, DB
41	Uzoma Kpaduwa, DB
72	Andrew Lewis, OL
2	Brad Lipscomb, LB
58	Brian Lipscomb, OLB
16	Jade Maher, QB

Numerical Roster

No	Player	Pos.	Cl.	Ht.	Wt.	Hometown/High School (Previous)
1	Caleb Furlow	DB	R-Sr.	6-2	195	Silver Spring, Md./Montgomery Blair
2	Brad Lipscomb	OLB	R-Jr.	6-0	217	Yanceyville, N.C./Yanceyville
3	Tony Richardson	OLB	So.	6-3	215	Morgantown, W.Va./University
4	John Burton	QB	R-Jr.	6-3	190	Apex, N.C./Cardinal Gibbons
4	Jake Paladino	QB	Fr.	6-1	205	Pennfield, N.Y./Pennfield
5	Darnell Ashton	LB	Jr.	6-2	215	Olyphant, Pa./Valley View
6	Dane Forlines	WR	Jr.	5-10	190	Richmond, Va./Mills Godwin
7	Damian Jones	DB	R-Jr.	6-1	190	Richmond, Va./Hermitage
8	Al Cobb	QB	R-So.	6-3	190	Pulaski, Tenn./Giles County
9	Taylor Stout	WR	Jr.	6-0	180	Midlothian, Va./Midlothian
11	Darrian Johnson	WR	R-Jr.	5-8	180	Fredericksburg, Va./Stafford
12	Hayden Alford	P/QB	R-Jr.	6-3	200	Dyersburg, Tenn./Dyersburg
13	Ryan Swingle	TE	R-So.	6-3	225	Haymarket, Va./Battlefield
14	Greg Sanders	DB	So.	5-10	170	Cordova, Tenn./Christian Brothers
15	Joey Brown	WR	R-Fr.	6-2	190	Virginia Beach, Va./First Colonial
16	Jade Maher	QB	R-Fr.	6-4	190	Dunbar, Pa./Connellsville
17	Brice Tucker	RB	R-Fr.	5-10	175	Hampton, Va./Bishop Sullivan Catholic
18	Austin Coulling	QB	Fr.	6-4	195	Salem, Va./Salem
19	Doug Moore	DB	Sr.	5-10	190	Washington, D.C./Friendship Collegiate
20	Alex James	DB	Sr.	5-11	196	Stockbridge, Ga./Woodland
21	Aaron Sanders	WR	Jr.	6-2	185	Stafford, Va./Brooke Point
22	Dontae Mauck	WR	Fr.	5-11	175	Winchester, Va./Handley
23	Cody Shirley	RB	R-Jr.	5-9	205	Knoxville, Tenn./Knoxville Catholic
24	Quan Myers	RB	Fr.	5-9	175	Altavista, Va./Brookville
25	Alex Keys	DB	R-Jr.	5-11	200	Rocky Mount, Va./Franklin Co.
26	Mason Dermott	RB	Fr.	5-8	165	Roanoke, Va./Hidden Valley
27	Dillon Christopher	PK	Jr.	6-2	200	Newport News, Va./Menchville
28	John Porter	DB	Fr.	6-0	200	Bedford, Va./Liberty
29	Karee Carter	DB	Fr.	6-1	175	Woodbridge, Va./Freedom
30	Gabe Sutherland	DB	R-Fr.	5-10	200	McLean, Va./McLean
31	Eddie Stawowczyk	DB	R-Fr.	5-9	180	Annandale, Va.
32	Jon Stroyk	DB	R-So.	6-0	170	Knoxville, Tenn./Powell
33	Tyriug Trotman	CB	Fr.	5-9	155	Virginia Beach, Va./Landstown
34	Bill Hogan	LB/P	R-Fr.	6-1	225	Amissville, Va./Culpepper
35	Scott Frazier	DB	R-So.	6-0	190	Williamsburg, Va./Burton
36	Michael Williams	DB	R-Fr.	5-10	170	Powder Springs, Ga./McEachern
37	Chris Gavin	RB	Fr.	6-1	205	Westminster, Md./S. Carroll
38	Alijah Robinson	DB	Jr.	6-0	185	Waldorf, Md./North Point
39	Derrick Ziglar	RB	R-Sr.	5-9	230	Martinsville, Va./Martinsville
40	Hunter Marshall	RB	R-So.	5-10	184	Radford, Va./Radford
41	Uzoma Kpaduwa	DB	Fr.	5-10	185	Round Hill, Va./Woodgrove
42	Troy Barden	LB	R-So.	5-11	225	Chesterfield, Va./Cosby
43	Kyle Harrell	WR	R-So.	5-11	180	Buchanan, Va./James River
44	Ryan Francis	LB	R-So.	6-1	200	Knoxville, Tenn./West
45	Tyler Fedison	LB	Fr.	6-0	210	Salem, Va./Salem
46	Allan Cratsenburg	LB	So.	6-3	220	Natrone, Pa./Highlands
47	Zander Royston	TE	Fr.	6-4	205	Fredericksburg, Va./Chancellor
48	John Wilkins	WR	R-Jr.	5-8	165	Jane Lew, W.Va./South Harrison
49	Kyle Vardo	RB	R-So.	6-0	218	Hayesville, N.C./Hayesville

2015 VMI Football Fact Book

Alphabetical Roster

68 Brad Mallory, OLB
 96 Seth Mallory, DL
 40 Hunter Marshall, RB
 22 Dontae Mauck, WR
 92 Connor Mildrum, DL
 61 Stephen Miller, OL
 65 Matt Milner, OL
 86 John Mobley, TE
 19 Doug Moore, DB
 76 Will Morris, OL
 63 Nate Murray, OL
 24 Quan Myers, RB
 99 Joe Nelson, DL
 82 Matthew Nicholson, WR
 4 Jake Paladino, QB
 83 Isaiah Parker, WR
 80 Sam Patterson, WR
 87 Cody Peregoy, OLB
 98 Casey Phillips, DL
 28 John Porter, DB
 55 Daniel Rader, DL
 78 Chad Reed, OL
 3 Tony Richardson, OLB
 97 Jarrod Richmond, DE
 38 Alijah Robinson, DB
 53 Arnold Roots, LB
 66 Iyan Roseborough, OL
 47 Xander Royston, TE
 21 Aaron Sanders, WR
 14 Greg Sanders, DB
 23 Cody Shirley, RB
 50 Chase Smith, OL
 64 Tommy Smith, PK
 31 Eddie Stawowczyk, DB
 60 T. Stevenson-Panchisin, DL
 9 Taylor Stout, WR
 32 Jon Strozyk, DB
 30 Gabe Sutherland, DB
 13 Ryan Swingle, TE
 77 Tyler Thacker, OL
 33 Tyriq Trotman, CB
 17 Brice Tucker, RB
 49 Kyle Vardo, RB
 89 Will Wampler, WR
 48 John Wilkins, WR
 71 Christian Williams, OL
 36 Michael Williams, DB
 67 Derek Wilson, LB
 39 Derrick Ziglar, RB

Numerical Roster

No	Player	Pos.	Cl.	Ht.	Wt.	Hometown/High School (Previous)
50	Chase Smith	OL	R-Fr.	6-3	260	Lovettsville, Va./Woodgrove
52	Zack Baker	DE	R-Fr.	6-2	225	Roanoke, Va./Patrick Henry
53	Arnold Roots	LB	Fr.	6-1	220	Henrico, Va./Varina
54	Xavier Greenfield	DL	So.	6-0	265	Martinsville, Va./Magna Vista
55	Daniel Rader	DL	R-Fr.	5-10	250	Fincastle, Va./Lord Botetourt
56	Brian Ellis	LB	R-Jr.	6-1	210	Moneta, Va./Staunton River
57	Bradley Hann	OL	R-Jr.	6-2	277	Springfield, Va./Robert E. Lee
58	Brian Lipscomb	OLB	R-Fr.	6-3	225	Hampton, Va./Kecoughtan
59	Chris Copeland	OLB	R-Sr.	6-2	215	Hampton, Va. /Bethel
61	Stephen Miller	OL	R-So.	6-2	275	Brentwood, Tenn./Brentwood Academy
62	Patrick Doucette	OL	R-So.	6-1	285	Knoxville, Tenn./Farragut
63	Nate Murray	OL	R-Sr.	6-3	325	Melbourne, Fla./Satellite
64	Tommy Smith	PK	Fr.	6-2	200	Bealeton, Va./Liberty
65	Matt Milner	OL	R-So.	6-2	300	Chesapeake, Va./Deep Creek
66	Iyan Roseborough	OL	R-Jr.	6-3	325	Jenkinsville, S.C./Fairfield Central
67	Derek Wilson	LB	Fr.	6-1	205	Mount Airy, Md./Linganore
68	Brad Mallory	OLB	Fr.	6-1	190	Chesapeake, Va./Hickory
69	Jameson Donahue	LB	Fr.	6-3	200	South Lyon, Mich./South Lyon
71	Christian Williams	OL	R-Fr.	6-4	225	Suffolk, Va./Nansemond River
72	Andrew Lewis	OL	Jr.	6-5	260	Snellville, Ga./Greater Atlanta Christian
73	Cole Brummit	OL	Fr.	6-4	250	Glen Allen, Va./Glen Allen
74	Walker Hays	OL	Jr.	6-1	265	Vestavia Hills, Ala./Vestavia Hills
76	Will Morris	OL	Fr.	6-3	245	Rustburg, Va./Rustburg
77	Tyler Thacker	OL	Fr.	6-5	255	Fredericksburg, Va./Stafford
78	Chad Reed	OL	R-Jr.	6-6	310	Dover, Pa./Dover
79	Garrett Barker	OL	Fr.	6-3	276	High Point, N.C./Southwest Guilford
80	Sam Patterson	WR	Sr.	6-5	215	Keswick, Va./Monticello
81	Chad Jacob	TE	R-So.	6-3	235	Mechanicsville, Va./Atlee
82	Matthew Nicholson	WR	Jr.	6-2	180	Front Royal, Va./Warren County
83	Isaiah Parker	WR	Fr.	5-11	175	Salem, Va./Salem
84	Mandela Kabi	DB	Fr.	5-9	145	Silver Spring, Md./St. John's College HS
85	Kevin Carson	TE	So.	6-5	212	Baldwinsville, N.Y./Charles W. Baker
86	John Mobley	TE	R-Fr.	6-4	235	Portsmouth, Va./Nansemond-Suffolk
87	Cody Peregoy	OLB	Fr.	6-2	225	Salem, Va./Salem
88	J.C. Garvin	DL	R-Jr.	6-4	230	Kingsport, Tenn./Sullivan South
89	Will Wampler	WR	Fr.	6-1	175	Clayton, N.C./Saint David's
90	Robert de Wolff	DL	R-Jr.	6-3	250	Glen Allen, Va./Trinity Episcopal
92	Connor Mildrum	DL	R-Jr.	5-11	280	Richmond, Va./Glen Allen
93	Denton Ensminger	DL	Sr.	6-4	270	Chambersburg, Pa./Greencastle-Antrim
94	Amon-Ra Clay	DL	R-So.	6-1	268	Atlanta, Ga./North Atlanta
95	Shavon Henderson	DL	R-Fr.	6-3	240	Dyersburg, Tenn./Dyersburg
96	Seth Mallory	DL	R-Jr.	6-3	251	Williamsburg, Va./Warhill
97	Jarrod Richmond	DE	Fr.	6-3	230	Bluefield, Va./Graham
98	Casey Phillips	DL	Fr.	6-4	245	Newburg, Md./McDonough
99	Joe Nelson	DL	R-Jr.	6-3	265	Hampton, Va./Tabb

Post-Spring Depth Chart

Offense

			Ht.	Wt.	Yr.
WR	21	Aaron Sanders	6-2	185	Jr.
	80	Sam Patterson	6-5	215	Sr.
F	6	Dane Forlines	5-9	190	Jr.
	11	Darrian Johnson	5-8	180	R-Jr.
LT	72	Andrew Lewis	6-5	260	Jr.
	71	Christian Williams	6-4	225	Jr.
LG	63	Nate Murray	6-3	325	R-Sr.
	65	Matt Milner	6-2	300	R-So.
C	62	Patrick Doucette	6-1	285	R-So.
	50	Chase Smith	6-3	260	R-Fr.
RG	78	Chad Reed	6-6	310	R-Jr.
	57	Bradley Hann	6-2	277	R-Jr.
RT	61	Stephen Miller	6-2	275	R-So.
	66	Iyan Roseborough	6-3	325	R-Jr.
TE	81	Chad Jacob	6-3	235	R-So.
	13	Ryan Swingle	6-3	225	R-So.
WR	82	Matthew Nicholson	6-2	180	Jr.
		TBA			
RB	17	Brice Tucker	5-10	175	R-Fr.
	39	Derrick Ziglar	5-9	230	R-Sr.
FB	39	Derrick Ziglar	5-9	230	R-Sr.
	23	Cody Shirley	5-9	205	R-Jr.
QB	8	Al Cobb	6-3	190	R-So.
	16	Jade Maher	6-4	190	R-Fr.
OR	12	Hayden Alford	6-3	200	R-Jr.

Defense

			Ht.	Wt.	Yr.
LE	99	Joe Nelson	6-3	265	R-Jr.
	90	Robert de Wolff	6-3	250	R-Jr.
NT	93	Denton Ensminger	6-4	270	Sr.
	94	Amon Ra-Clay	6-1	268	R-So.
OR	54	Xavier Greenfield	6-0	265	Sr.
RE	88	J.C. Garvin	6-4	230	R-Jr.
	96	Seth Mallory	6-3	251	R-Jr.
OLB	3	Tony Richardson	6-3	215	So.
	2	Brad Lipscomb	6-0	217	R-Jr.
OLB	59	Chris Copeland	6-2	215	R-Sr.
	58	Brian Lipscomb	6-3	225	R-Fr.
ILB	46	Allan Cratsenburg	6-3	220	So.
	5	Darnell Ashton	6-2	215	So.
ILB	44	Ryan Francis	6-1	200	R-So.
		TBA			
RCB	19	Doug Moore	5-10	190	Sr.
	1	Caleb Furlow	6-2	195	R-Sr.
LS	38	Alijah Robinson	6-0	185	Jr.
	20	Alex James	5-11	196	Sr.
RS	25	Alex Keys	5-10	185	R-Jr.
	14	Greg Sanders	5-10	170	So.
LCB	7	Damien Jones	6-1	190	R-Jr.
	36	Michael Williams	5-10	170	R-Fr.

Special Teams

			Ht.	Wt.	Yr.
K	27	Dillon Christopher	6-2	200	Jr.
KO	27	Dillon Christopher	6-2	200	Jr.
P	12	Hayden Alford	6-3	200	R-Jr.
LS	62	Patrick Doucette	6-1	285	R-So.
	57	Bradley Hann	6-2	277	R-Jr.
H	13	Ryan Swingle	6-3	225	R-So.
PR	6	Dane Forlines	5-9	190	So.
KR	9	Taylor Stout	6-0	180	So.
	14	Greg Sanders	5-10	170	So.

VMI's 2014 Record When

Home	2-3
Away	0-7
Playing On Grass	2-4
Playing On Turf	0-7
Winning The Coin Toss	1-4
Losing The Coin Toss	1-6
Receiving The Ball First	1-7
Kicking Off First	1-3
Leading After the 1st Quarter	2-0
Trailing After the 1st Quarter	0-10
Tied After the 1st Quarter	0-0
Leading at Halftime	2-1
Trailing at Halftime	0-9
Tied at Halftime	0-0
Leading After the 3rd Quarter	2-0
Trailing After the 3rd Quarter	0-9
Tied After the 3rd Quarter	0-1
Leading with 2:00 Left	2-1
Trailing with 2:00 Left	0-9
Tied with 2:00 Left	0-0
Scoring First	2-0
Opponent Scores First	0-10
Scoring 40 or more points	1-1
Scoring 30-39 points	1-1
Scoring 20-29 points	0-4
Scoring less than 20 points	0-4
Allowing Opponent less than 20 points	1-0
Allowing Opponent 20 or more points	1-7
Allowing Opponent less than 30 points	1-1
Allowing Opponent 30 or more points	0-9
Rushing for 100 yards or more	2-3
Rushing for less than 100 yards	0-7
Passing for 200 yards or more	2-7
Passing for less than 200 yards	0-3
Totaling 400 yards or more in offense	1-6
Totaling less than 400 yards in offense	1-4
Allowing Opp. 150 or more rushing yards	1-9
Allowing Opp. less than 150 rushing yards	1-1
Allowing Opp. 200 or more passing yards	2-5
Allowing Opp. less than 200 passing yards	0-5
Committing Fewer Turnovers	2-3
Committing Equal Turnovers	0-0
Committing More Turnovers	0-7
Committing One Turnover or Less	1-3
Committing Two Turnovers or More	1-5
Playing in August	0-1
Playing in September	1-3
Playing in October	0-4
Playing in November	1-2

Player Bios



#12 Hayden Alford

R-Junior ♦ P/QB ♦ 6-3, 200
Dyersburg, Tenn.
Dyersburg

ONE-YEAR LETTERMAN

- Slated to handle the punting chores for the second straight year and will serve as a reserve quarterback as well...continues to develop his leg strength and accuracy...will stabilize and brings experience to the special teams...has also been a quarterback in his career...academically distinguished student in chemistry with academic stars at VMI and earned Southern Conference commissioner medal for academic excellence.

2014 - Handled the punting chores full-time for the first season after serving as a backup...was also a reserve quarterback and lettered...punted 54 times for a 37.0 average with three punts over 50 yards and 18 punts inside the 20-yard line ...averaged a season-high 44.0 yards against Western Carolina with a 55-yarder...punted a season-long 69-yarder at Chattanooga...placed three punts inside the 20 against Furman...averaged 41.6 yards with a 50-yard effort against Wofford...also completed 15 of 29 passes for 245 yards and a touchdown as a reserve quarterback...completed three of four passes for 56 yards and a touchdown against Davidson...threw for a season-high 70 yards at Chattanooga.

2013 - Played in four games mostly at reserve quarterback...saw action against Virginia, Coastal Carolina, Gardner-Webb and The Citadel...completed four of nine passes for 98 yards against The Citadel in the season finale and had a long of 29 yards...averaged 40 yards on four punts against Virginia.

2012 - Did not see game action.

HIGH SCHOOL - Graduate of Dyersburg HS...First Team All-Region junior and senior year...punter of the Year in District 13-AA junior and senior year...finished 12th out of 264 participants at the 2011 Under Armour Combine...invited to the National Underclassmen Combine Top Prospect Camp...selected QB MVP at the 2011 National Underclassmen Combine...senior year: 45-71, 946 yards, 14 TD, one int...36 carries, 542 yds., 13 TD...voted team captain.

MAJOR - Majoring in Biology.

Alford's Career Stats


Passing							
YR	G	Cmp.-Att.	Effic.	Pct.	Yds.	TD	INT
2013	4	8-13	124.9	61.5	98	0	0
2014	12	15-29	120.3	51.7	245	1	2
Totals	16	23-42	121.7	54.8	343	1	2

Rushing							
YR	G	No.	Yds.	Avg.	LG	TD	YPG
2013	4	1	-7	-7.0	0	0	-1.8
2014	12	7	5	0.7	11	2	0.4
Totals	16	8	-2	-0.2	11	2	-0.1

Punting							
YR	No.	Yds.	Avg.	LG	TB	FC	120 BLKD
2013	5	204	40.8	46	1	3	0
2014	54	1996	37.0	69	0	13	1
Totals	59	2200	37.3	69	1	16	1



Hayden Alford



#5 Darnell Ashton

Junior ♦ LB ♦ 6-2, 215
Olyphant, Pa.
Valley View

TWO-YEAR LETTERMAN

- Projected in the two-deep at will inside linebacker...has experience as both a starter and reserve...coming off an active spring practice...looking to step up his level of play after having his sophomore season curtailed by injury.

2014 - Played in the first five games of 2014 with starts against Samford and Mercer before an injury limited him to just 11 snaps (Furman) over the remaining seven games...made 14 solo tackles and 19 assists for 33 tackles including three-for-loss...posted a season-high 12 tackles including one forced fumble against Davidson...had a season-high seven solo stops including 2 TFL against Samford...credited with a pass break-up against Mercer...lettered for the second time.


2013 - Saw action in nine games and was on the field for 170 total plays seeing action at reserve linebacker and special teams...was sidelined with injury the last two games of the season...lettered for the first time...finished with 11 solo tackles and 15 assists...had a game high eight tackles against Coastal Carolina...posted five tackle games against Virginia and Liberty and was credited with a sack against Liberty...had three solo tackles against Presbyterian.

HIGH SCHOOL - Graduate of Valley View HS in Olyphant, Pa...finished career with 123 tackles, five sacks and one interception...helped lead the team, and its top ranked defense, to District 2 AAA Championship as a junior, and a return trip to the playoffs as a senior...Lackawanna Football Conference Division I All-Star...Lackawanna Conference Division I Discus Champion...National Honor Society.

MAJOR - Majoring in mechanical engineering.

Ashton's Career Stats

Defensive											
YR	G	T/A	Tot.	QBS	TFL-Y	FR	FF	PBU	Int.	Yds.	TD
2013	10	11/15	26	0	0.5-1	0	0	0	0	0	0
2014	6	14/19	33	0	3.0-8	0	1	1	0	0	0
Totals	16	25/34	59	0	3.5-9	0	1	1	0	0	0



#52 Zack Baker

R-Freshman ♦ DE ♦ 6-2, 225
Roanoke, Va.
Patrick Henry

Came to the team as a walk-on and continued to develop in the spring...will give

depth along the defensive front...local product out of the Roanoke area...Dean's List and SoCon honor roll cadet in Civil Engineering.

2014 - Did not see game action.

HIGH SCHOOL - A graduate of Patrick Henry High School in Roanoke.

MAJOR - Civil Engineering major.





#42 Troy Barden

R-Sophomore ♦ LB ♦ 5-11, 225
Chesterfield, Va.
Cosby

Will provide depth to the linebacker corps...continues to make a contribution any-

where he can...listed at inside linebacker.

2014 – Did not see game action.

2013 – Did not see game action.

HIGH SCHOOL- Graduate of Cosby HS.

MAJOR - Majoring in Economics and Business.



#15 Joey Brown

R-Freshman ♦ WR ♦ 6-2, 190
Virginia Beach, Va.
First Colonial


Came to the team as a walk-on last fall and continues to work out at wide receiver...will

give depth to the receiving corps.

2014 – Did not see game action

HIGH SCHOOL – A graduate of First Colonial High School in Virginia Beach, Va.

MAJOR - Economics and Business major.



#4 John Burton

R-Junior ♦ QB ♦ 6-3, 190
Apex, N.C.
Cardinal Gibbons


Will give depth to the quarterback position...continued to develop in spring

ball...brother of former Keydet wide receiver Doug Burton.

2012-2014 – Did not see game action.

HIGH SCHOOL – A graduate of Cardinal Gibbons High School (Apex, N.C.).

MAJOR – Civil Engineering major.



Dillon Christopher



#27 Dillon Christopher

Junior ♦ K ♦ 6-2, 200
Newport News, Va.
Menchville

TWO-YEAR LETTERMAN – Second Team Preseason All-SoCon selection...has

demonstrated his versatile kicking ability throughout his career and is working to progress as an elite contributor in 2015...developed consistency in the spring and converted 3 of 4 field goal attempts in two spring scrimmages...has the potential to be an all-conference candidate...has exceptional range and can hamper kick return teams with his ability to deliver deep into end zones...has handled both placements and kickoffs for the last two seasons.

2014 – Converted 7 of 13 field goals and 33 of 35 PATs...finished the season strong by converting his last four field goal attempts...hit a season-high two field goals in both attempts against Western Carolina including a 45-yarder...nailed a season-high 49-yarder against Mercer...had 18 touchbacks in 2014 – an improvement of +10 from the previous season...lettered for the second time.

2013 – Stepped in as a true freshman and handled both placekicking and kickoffs...converted nine of 16 field goals and 28 of 29 extra points...kicked 52-yard field goals against both Gardner-Webb and Bucknell to become the first Big South kicker to blast two field goals from that distance in the same season while VMI was competing in the league...kicked the fifth-most PATs in a season in school history...his 52-yard field goals tie him for the fourth longest in VMI program history...was named special teams player in the BSC November 11 for his performance against Gardner-Webb...ranked third in the BSC in field goals made per game and fourth in kick scoring points...kicked off for eight touchbacks on the season...seven of his nine field goals were from 30+ yards.

HIGH SCHOOL – Attended Menchville High School (Newport News, Va.)...2012 First Team All-757, All-Peninsula District, All-Region and All-Stars...set new VHSL record with a 60-yard field goal in 2011, when he earned a litany of honors, including: All-State Second Team specialist (Virginianpreps.com), First Team All-Region specialist (VaPreps), First Team All-District kicker, Second Team All-District punter, Second Team All-757 kicker, First Team All-757 (junior team) kicker and the MVP award for his team...2010 Second Team All-District and All-757 Freshman/Sophomore First Team, when he also earned honorable mention honors for the main All-757 team and set a new district record for longest field goal.

MAJOR - Majoring in Psychology.

Christopher's Career Stats

Kicking							
YR	G	XPM-A	PCT	FGM-A	PCT	LG	PTS
2013	12	28-29	96.6	9-16	56.2	52	55
2014	12	33-35	94.3	7-13	53.8	49	54
Totals	24	61-64	95.3	16-29	55.2	52	109



#94 Amon-Ra Clay

R-Sophomore ♦ DL ♦ 6-1, 268
Atlanta, Ga.
North Atlanta

ONE-YEAR LETTERMAN - Saw his first action on the field last year after a red-

shirt season and will figure into the two-deep on the defensive front...batling for playing time at nose tackle...should provide depth.

2014 – Earned his first varsity letter after playing in nine games as a reserve tackle in his first season on the field...credited with 10 solos and four assists for 14 tackles...made three starts on the season (Davidson, Mercer, Chattanooga)...played a season-high 33 snaps against Samford and Mercer...posted a season-high four tackles against Davidson...had tackles for loss against Davidson and The Citadel.

2013 – Did not see game action.

HIGH SCHOOL – Attended North Atlanta (Ga.) High School...two-time team MVP...2011 Academic Honor Roll and recipient of Morehouse College STEM Dreams to Teach Scholarship...team MVP for Jr.Varsity basketball in 2011...Mr.YE-Atl (Young Entrepreneurs - Atlanta) in 2011...2012 Student of the Month in January.

MAJOR - Majoring in Psychology.

Clay's Career Stats

Defensive											
YR	G	T/A	Tot.	QBS	TFL-Y	FR	FF	PBU	Int.	Yds.	TD
2014	9	10/4	14	0	2-5	0	0	0	0	0	0
Totals	9	10/4	14	0	2-5	0	0	0	0	0	0



#8 Al Cobb

R-Sophomore ♦ QB ♦ 6-3, 190

Pulaski, Tenn.

Giles County

ONE-YEAR LETTERMAN - Had a sensational freshman campaign as starting

quarterback and took top honors among newcomers in the Southern Conference...was also named outstanding VMI male athlete for 2014-15...adjusted well to the new offense in spring ball and demonstrated strong play in the spring scrimmages...completed eight of 17 passes for 125 yards and two touchdowns in the last spring scrimmage...academically distinguished dean's list biology major and was named to the SoCon Commissioners medal list...looking to continue and lead the VMI offense to new heights this fall.

2014 - Named 2014 Southern Conference Freshman of the Year...Led the SoCon with 2,971 passing yards and tossed 20 touchdowns on 269-for-438 passing...started all 12 games for the Keydets, throwing for at least 200 yards in nine of them and multiple touchdowns in six named SoCon Freshman of the Week four times... was fifth in voting for the Jerry Rice Award which honors the nation's top FCS freshman...set school season marks for passing yards (2,971), touchdown passes (20), and total offense (3095)...compiled six games of 300 or more yards passing...compiled the most prolific passing game for a VMI quarterback when he completed 34 of 53 passes for 351 yards and a school record six touchdown passes against Gardner-Webb...tossed four touchdowns in his college debut against Bucknell...finished the season with a season-high 396 yards against The Citadel...completed a season-long 60 yarder to Aaron Sanders against Davidson...completed 61.5% of his passes and had a 2 to 1 touchdown pass to interception ratio...averaged 257.9 total offense yards per game.

2013 - Did not see game action.


HIGH SCHOOL – Attended Giles County High School (Pulaski, Tenn.)...Class 4A MR. Football Finalist...District 12-AA MVP...selected to Tennessee East v. West All-Star Game...MVP for West All-Star Game...awarded Golden Arm in Elite II QB Camp...Channel 2 Prep Player of the Week...awarded Tradition of Service Award from Music City Bowl Sponsors...3,883 total yards and 55 total TDs...73% passing, 2,860 yds., 34 TDs, six int...1,023 yds. rushing and 21 TD's...Junior - All District 12-AA...MVP - Quarterback...selected to play on "West Tennessee Express" seven vs. seven team...3,709 total yards and 29 total TD's...64% passing, 2,722 yds., 22 TDs, 10 int...987 yds. rushing and seven TD's...Sophomore - All-District 12-AA...MVP - Quarterback...2,373 total yards and 20 total TD's...63% passing, 1,778 yds., 13 TDs, nine int...595 yds. rushing and seven TD's.

MAJOR - Majoring in Biology.

Cobb's Career Stats

Passing							
YR	G	Cmp.-Att.	Effic.	Pct.	Yds.	TD	INT
2014	12	269-438	128.9	61.4	2971	20	10
Totals	12	269-438	128.9	61.4	2971	20	10

Rushing							
YR	G	No.	Yds.	Avg.	LG	TD	YPG
2014	12	56	124	2.2	25	2	10.3
Totals	12	56	124	2.2	25	2	10.3



#59 Chris Copeland

R-Senior ♦ OLB ♦ 6-2, 215

Hampton, Va.

Bethel

TWO-YEAR LETTERMAN - Has extensive experience on the field and is looking to finish his final year of eligibility on the upswing...had a productive swing and projects as the starting right outside linebacker...had a six-yard sack in the first spring scrimmage five-yard sack in the final spring scrimmage...has starting experience and will be counted on for veteran leadership.

2014 – Played in all 12 games and lettered for the second time...made starts at outside linebacker against Navy and Wofford...had eight solo stops and 11 assists...had his most active game against Davidson when he had a season-high five tackles, including 2.5 for loss, and also blocked a punt that he returned for a touchdown...had 1.5 tackles for loss in the season finale against The Citadel...played a season-high 63 plays against Bowling Green.

2013 – Played in all 12 games and lettered...saw action mostly on special teams with spot duty at outside linebacker...finished with five solos and four assists for nine total stops...had a tackle for loss against Virginia...cited for outstanding play with the coach's effort award against Virginia when he played 43 snaps and had a tackle-for-loss.

2012 – Played in the first six games before sustaining a knee injury against Coastal Carolina and did not play the last four games of the year...saw action mostly on special teams...credited with two assisted tackles against Richmond and one against Chowan...blocked a kick against Charleston Southern.


2011 – Did not see game action.

HIGH SCHOOL – Team Captain...rated three-star recruit by ESPN.com...tackles - 94 (65 solo), Sacks - 12, Forced Fumbles - six, Fumble Recoveries - 2...Second Team All-Peninsula District Defensive End...National Honor Society...Honor Roll 9th through 12th Grade...member of Superintendent Advisory Board.


MAJOR - Civil Engineering Major.

Copeland's Career Stats

Defensive											
YR	G	T/A	Tot.	QBS	TFL-Y	FR	FF	PD	Int.	Yds.	TD
2012	7	0/3	3	0	0-0	0	0	0	0	0	0
2013	12	5/4	9	0	1.0-1	0	0	0	0	0	0
2014	12	9/11	20	2.5-6	6.5-15	0	1	2	1	9	0
Totals	31	14/18	32	2.5-6	7.5-16	0	1	2	1	9	0



Al Cobb



#46 Allan Cratsenberg

Sophomore ♦ LB ♦ 6-3, 220

Natrone, Pa.

Highlands

ONE-YEAR LETTERMAN - Made great strides as a true freshman earning a spot in the

two-deep early in the year and finished the campaign as a starter...tough competitor who is slated to start the season at starting inside linebacker...could contend for all-conference honors...had the third fastest time in the spring 10-yard sprint testing which measures acceleration...Southern Conference Honor Roll and Dean's List Civil Engineering major.

2014 - Played in all 12 games and one was on the top true freshman defenders...made five consecutive starts at the end of the season starting with the Gardner-Webb game... had 16 tackles as a reserve over the first seven games of the year and then posted 49 total stops over the last five games as a starter...finished the season with consecutive double-digit tackle games of 17 (season-high) against Western Carolina and 11 against The Citadel...the 17 tackles against Western Carolina which was the most by a Keydet in 2014...had a 12-yard tackle for loss against Western Carolina and forced two fumbles.

HIGH SCHOOL - A graduate of Highlands High School in Natrone, Pa...First Team All-State...two-time VND Defensive Player of the Year...three-time all-conference...National Honor Society...3.7 GPA...intends to major in business and economics.

MAJOR - Civil Engineering major.

Cratsenberg's Career Stats

Defensive											
YR	G	T/A	Tot.	QBS	TFL-Y	FR	FF	PD	Int.	Yds.	TD
2014	12	27/40	67	0	1.5-14	0	2	1	0	0	0
Totals	12	27/40	67	0	1.5-14	0	2	1	0	0	0



#90 Robert de Wolff

R-Junior ♦ DL ♦ 6-3, 250

Glen Allen, Va.

Trinity Episcopal

TWO-YEAR LETTERMAN - Steady and consistent performer who can turn in the big

play...came to the team as a recruited walk-on and had developed each year into an experienced veteran...will be in the two-deep picture at left defensive end ...will give the defensive line quality depth.

2014 - Played in 11 of 12 games and lettered for the second time...credited with nine solos and eight assists for 17 tackles in 2014...had 4.0 tackles for loss for 14 yards...logged a season-high four tackles at Samford with three solos and one assist including 1.5 tackles for loss and a half sack for -3 yards...a seven-yard tackle for loss against Wofford was a personal best on the season...logged a tackle in all but two games...did not play in the Davidson game but saw a season-high 48 snaps the following week against Samford.

2013 - Saw action in all 12 games and lettered...had 12 tackles on the season including five solo stops...had a season-high three tackles against North Greenville and Gardner-Webb...credited with a 0.5 TFL for two yards against Gardner-Webb.

2012 - Did not see game action.

HIGH SCHOOL - A graduate of Trinity Episcopal in Richmond.

MAJOR - Psychology major

de Wolff's Career Stats

Defensive											
YR	G	T/A	Tot.	QBS	TFL-Y	FR	FF	PD	Int.	Yds.	TD
2013	12	5/7	12	0	0.5-2	0	0	0	0	0	0
2014	11	9/7	16	0.5-3	4.0-14	0	0	0	0	0	0
Totals	23	14/14	28	0.5-3	4.5-16	0	0	0	0	0	0



#62 Patrick Doucette

R-Sophomore ♦ OL ♦ 6-1, 285

Knoxville, Tenn.

Farragut

ONE-YEAR LETTERMAN - Returning starter on the offensive line...will handle the

starting center position for the second straight year...should raise his level of play with a year's experience behind him...adjusted well to the new scheme in spring ball...will also handle long snapper duties.

2014 - Started all 12 games at center in his first year on the field and lettered for the first time...was a key player in the development of the offense under Al Cobb as the year progressed...saw the second most snaps of any offensive lineman on the line with 877...graded tops among linemen in five games (Bowling Green, Davidson, Chattanooga, Furman, and Western Carolina).

2013 - Did not see game action.

HIGH SCHOOL - Attended Farragut High School (Knoxville, Tenn.).

MAJOR - International Studies major.



#56 Brian Ellis

R-Junior ♦ LB ♦ 6-1, 210

Moneta, Va.

Staunton River

Looking to increase his role this season...could see action on special

teams...will help depth at inside linebacker... posted the third top hang clean mark (350) in spring strength testing.

2014 - Played 18 plays each in both the Samford and Chattanooga games...also saw action against Gardner-Webb and The Citadel...had two tackles and forced a fumble against Chattanooga.

2013 - Did not see game action.

2012 - Did not see game action

HIGH SCHOOL - A graduate of Staunton River High School (Moneta, Va.)

MAJOR - Civil Engineering major.

Ellis' Career Stats

Defensive											
YR	G	T/A	Tot.	QBS	TFL-Y	FR	FF	PD	Int.	Yds.	TD
2014	4	2/1	3	0	0-0	0	1	0	0	0	0
Totals	4	2/1	3	0	0-0	0	1	0	0	0	0



#93 Denton Ensminger

Senior ♦ DL ♦ 6-4, 270

Chambersburg, Pa.

Greencastle-Antrim

THREE-YEAR LETTERMAN - Will anchor the defensive front at nose where he is pro-

jected to be the starter...returned to action after a year's absence and made his presence felt immediately...continues to rank among the top three in the bench press at 400+ pounds...looking ahead to big year his senior season and will be counted on for leadership...is the second leading returning tackler among linemen.

2014 - Played in nine games and started eight games...was injured in the second half of the Bowling Green game and missed the next three contests - Davidson, Samford, and Mercer...posted 36 tackles on the season which was the second most among Keydet defensive linemen...

also logged two tackles-for-loss for seven yards...had a season-high six tackles against Gardner-Webb and had five tackle games against Bowling Green, Chattanooga, and Navy...had 1.5 tackles for loss against Chattanooga totaling six yards...lettered for the third time.

2013 - Was not with the team.

2012 - Played in all 11 games at reserve defensive tackle and rotated in for substantial playing time...was on the field for 325 plays during the year...logged a season-high five tackles at Gardner-Webb...posted four tackles against Charleston Southern and Coastal Carolina...had TFLs against Chowan and Charleston Southern...lined up in the offensive backfield against Liberty and caught a pass for six yards...lettered for the second time.

HIGH SCHOOL - 2010 - 65 tackles, two sacks...First Team AP Pennsylvania AAA All-State (DL)...Public Opinion Defensive MVP and 1st Team OL and DL...Mid-Penn Colonial Division Defensive MVP First Team (OL and DL)...Patriot News Big 11 Defensive Team...2009 - All-League Tight End/Defensive Line.

MAJOR - Psychology major.

Ensminger's Career Stats

Defensive											
YR	G	T/A	Tot.	QBS	TFL-Y	FR	FF	PD	Int.	Yds.	TD
2011	11	2/4	6	0	1.5-2	0	0	0	0	0	0
2012	11	8/14	22	0	2.0-4	0	0	0	0	0	0
2013 Not with Team											
2014	9	17/19	36	0	2.0-7	0	0	0	0	0	0
Totals	31	27/37	64	0	5.5-13	0	0	0	0	0	0



#6 Dane Forlines

Junior ♦ WR ♦ 5-9, 190
Richmond, Va.
Mills Godwin

TWO-YEAR LETTERMAN - Returns as the second leading receiver in receptions

from a year ago...looking to build on a break out 2014 season where he emerged as a top threat...yards after catch make him one to watch...returns as a starting wideout and should also handle punt returning chores again...has added 10 pounds over the last two seasons to help durability.

2014 - Played in all 12 games and had 38 receptions which tied for the third most on the team...averaged 15.3 yards per catch which ranked second among receiver regulars...Tied for the team lead in touchdown receptions with four...caught at least one pass in every game...set the tone for his season when he caught four passes for 44 yards against Bucknell including a touchdown...posted a season-high five catches for 72 yards including a 27-yarder against Bowling Green and also had five catches for 51 yards against Navy...also hauled in TD catches against Gardner-Webb, Furman, and The Citadel...handled all but two of the 22 punt returns and had a return of 20 yards against Gardner-Webb...was fourth on the team in scoring with 26 points and ranked fifth in total offense averaging 39.9 yards per game...lettered for the second time.

2013 - Saw action in 9 games mostly on special team...lettered as a true freshman...did not play in final two games of the year because of injury...caught 15 passes for 123 yards and one touchdown...caught a season-high five passes for 71 yards and a score against Robert Morris...earned coaches award designation for the Robert Morris game...handled both kick and punt returns, led team in kick returns with 30 returns for 555 yards and an 18.5 per return average...had the longest kick return on the team last year with 35 yards against Robert Morris...was second on the team in all-purpose yardage with 709 yards (70.9 per game).

HIGH SCHOOL - Attended Mills Godwin HS... four-year starter and two-time team captain...three-time First Team All-District (DB)...two-time First Team All-District (QB)...First Team All-District and All-Region as a returner...All-Metro (DB)...70 career combined touchdowns...over 150 career tackles (DB)...12 career interceptions.

MAJOR - Economics and Business major.



Forlines' Career Stats

Receiving							
YR	G	No.	Yds.	Avg.	LG	TD	YPG
2013	10	15	123	8.2	36	1	12.3
2014	12	38	396	10.4	40	4	33.0
Totals	10	15	123	8.2	36	1	12.3

Rushing							
YR	G	No.	Yds.	Avg.	LG	TD	YPG
2013	10	4	6	1.5	5	0	0.6
2014	12	2	5	2.5	3	0	0.4
Totals	22	6	11	1.8	5	0	0.5

Kickoff Returns					
YR	Att.	Yds.	Avg.	LG	TD
2013	29	556	19.2	35	0
Totals	29	556	19.2	35	0

Punt Returns					
YR	Att.	Yds.	Avg.	LG	TD
2013	6	24	4.0	11	0
2014	20	78	3.9	20	0
Totals	26	102	3.9	20	0



#44 Ryan Francis

R-Sophomore ♦ LB ♦ 6-1, 200
Knoxville, Tenn.
West

ONE-YEAR LETTERMAN - Returning

starter who will move to inside linebacker this season...is the leading returning tackler on the team...had a good spring and will again be a key defensive player... should be an improved player with a year's experience behind him... academically distinguished Dean's List and SoCon Commissioner medal award winner as an Economics and Business major.

2014 - Played in all 12 games and started 10 of 12 games at outside linebacker...ranked second on the team in tackles with 71...tied for second on the team in tackles for loss with 6.5 for 21 yards... turned in big plays in the opener against Bucknell forcing and recovering a fumble which led to a score and registering a sack for 10 yards in the process...posted double-digit tackles in three games including a season-high 12 tackles against Furman and Western Carolina in consecutive weeks...had 10 tackles against Davidson...recovered a fumble against Bowling Green...ranked 12th in the SoCon in tackles per game (3.0)...lettered for the first time...registered sacks against Chattanooga and Furman.

2013 - Did not see game action.

HIGH SCHOOL - Attended West High School (Knoxville, Tenn.)...two-Time Class 5A All-State (DB) - Had eight interceptions and 75 tackles as a junior...Prep Extra First Team in 2012-13...2012 Team Captain...District MVP...also served as quarterback and compiled school's single-season record with 33 touchdowns...tied school's single season interception record (eight)...elected Mr. West by peers...AP Scholar with honors.

MAJOR - Majoring in Chemistry.

Francis' Career Stats

Defensive											
YR	G	T/A	Tot.	QBS	TFL-Y	FR	FF	PD	Int.	Yds.	TD
2014	12	36/35	71	3-13	6.5-21	2	2	0	0	0	0
Totals	12	36/35	71	3-13	6.5-21	2	2	0	0	0	0





#35 Scott Frazier

R-Sophomore ♦ DB ♦ 6-0, 190
Williamsburg, Va.
Burton

Expected to provide depth at free safety...saw action on special teams late last year and could


see continued service in that role.

2014 – Played in the last four games of the season and participated in 34 plays...saw action against Wofford, Furman, Western Carolina, and The Citadel.

2013 – Did not see game action.

HIGH SCHOOL – Attended Bruton High School (Williamsburg, Va.).

MAJOR – Biology major.



#1 Caleb Furlow

R-Senior ♦ DB ♦ 6-2, 195
Silver Spring, Md.
Montgomery Blair

THREE-YEAR LETTERMAN -Working to get back on the field and contribute after being

sidelined last year with an injury...will be a welcomed addition to the secondary with his extensive game experience...projected in the two-deep at right corner back where he will vie for playing time...posted the top time in the spring 20-yard shuttle test which evaluates agility.

2014 – Did not see game action.

2013 – Played and started in all 12 games at strong safety and finished with 51 tackles including 4.5 for loss for 8 yards...intercepted a pass and returned it 52 yards against Robert Morris and also broke up a pass in that game...had a season-high eight tackles against Robert Morris...broke up four passes on the team...had seven-tackle games against North Greenville and Gardner-Webb...played a total of 694 plays on the season.

2012 – Played in the first seven games of the year before injury sidelined him for the last four contests...finished with 11 tackles on the season...credited with three tackles against Richmond and Charleston Southern...broke up a pass against Chowan...lettered for the second time.

2011 – Did not play in the first four games of the season, then made his college debut against Coastal Carolina and appeared in the last seven games of the season - mostly on special teams...on the field for 65 plays and lettered.

HIGH SCHOOL - Graduate of Montgomery Blair HS...Senior Season - 80 carries for 900 yards, 25 catches - 550 yds., eight TD's, four interceptions...two-time Washington Post All-County...All-Gazette Utility Player.

MAJOR - Biology major.

Furlow's Career Stats

Defensive													
YR	G	T/A	Tot.	QBS	TFL-Y	FR	FF	PD	Int.	Yds.	TD		
2012	7	5/6	11	0	0.5-1	0	0	1	0	0	0		
2013	12	25/27	52	0.5	4.5-8	0	0	5	1	52	0		
2014				Did Not Play									
Totals	19	30/33	63	0.5	5.0-9	0	0	6	1	52	0		



#88 J.C. Garvin

R-Junior ♦ DL ♦ 6-4, 230
Kingsport, Tenn.
Sullivan South

TWO-YEAR LETTERMAN - Experienced tight end who moved over to the defensive side of the ball in spring practice...had a good spring and projects in the two deep at right end...will give the defensive line quality depth...younger brother of former VMI linebacker Ty Garvin '14.

2014 – Played in 10 of 12 games at reserve tight end and special teams...caught seven passes for 65 yards...had touchdown receptions of eight yards against Mercer and 14 yards against Furman...caught a season-long 19 yard pass against Davidson...lettered for the second time.

2013 – Saw action in six games with 48 total plays...saw first action of the year against North Greenville...played in the last five consecutive games of the season...saw a season-high 27 plays against Gardner-Webb...lettered for the first time.

2012 – Did not see game action

HIGH SCHOOL – A graduate of Sullivan South High School (Kingsport, Tenn)...combined for 308 tackles his final two HS years...3.75 GPA, National Honor Society...two-time All-Conference LB, also All-Conf. TE...Big 8 Conference Def. POTY (two-time)...TN Pre-season All-State Selection at LB and TE...TN All-State Selection at LB...East TN vs. SwVa FCA All-Star Team Captain...TN Toyota East-West All-Star Game.

MAJOR - Civil Engineering major.

Garvin's Career Stats

Receiving							
YR	G	No.	Yds.	Avg.	LG	TD	YPG
2013	6	0	0	0	0	0	0
2014	9	7	65	9.3	19	2	7.2
Totals	15	7	65	9.3	19	2	7.2



#54 Xavier Greenfield

Sophomore ♦ DL ♦ 6-0, 265
Martinsville, Va.
Magna Vista

Expected to have an expanded role in playing time after seeing limited duty as a true freshman...will compete for playing time at nose on the defensive front... has added 15 pounds to frame and continues to progress in strength and conditioning.

2014 - Played in four games early in the season - Bowling Green, Davidson, Samford, Mercer...did not record a stat.

HIGH SCHOOL – A graduate of Magna Vista High School in Martinsville, Va... Two-time team captain...three-time NUC OL MVP...two-time First Team Piedmont All-District...Second Team All-District...First Team All-Region...All-State Honorable Mention...2011 All-Timesland Sizzlin' Sophomore Team...three-year starter on offensive line...started both ways as a senior...2013-14 NUC North vs. South All-Star Game...three-time regional selection in track and field (shot put)...A-B honor through high school...BETA club...Academic Athlete Certificate.

MAJOR – Biology major.





#57 Bradley Hann

R-Junior ♦ OL ♦ 6-2, 277

Springfield, Va.

Robert E. Lee

TWO-YEAR LETTERMAN - Converted tight end who adjusted well to the move

inside to interior line...returning veteran with substantial starting experience...continued to work at right guard in spring ball and listed in the two-deep.

2014 - Played in all 12 games seeing action in over 600 plays on the offensive line...lettered for the second time...moved into the starting lineup in week five against Mercer and started the last eight games of the season.

2013 - Played in all 12 games at reserve tight end and on special teams...saw action on 260 plays...lettered for the first time...caught four passes for 37 yards on the season...caught a 10-yard touchdown pass against North Greenville...snagged a season-long 13-yard pass against Gardner-Webb...played a season-high 42 snaps against Bucknell in the season finale.


2012 - Did not see game action.

HIGH SCHOOL - A graduate of Robert E. Lee High School (Springfield, Va.)

MAJOR - Biology major.

Hann's Career Stats

Receiving							
YR	G	No.	Yds.	Avg.	LG	TD	YPG
2013	12	4	37	9.2	13	1	3.1
Totals	12	4	37	9.2	13	1	3.1



Bradley Hann



#74 Walker Hays

Junior ♦ OL ♦ 6-1, 265

Vestavia Hills, Ala.

Vestavia Hills

TWO-YEAR LETTERMAN - Has seen playing time gradually increase since taking

the field as a true freshman...moved from defensive line to offensive line in the fall of 2015...concentrated on snapping duties and could make a contribution there this year...returning letterman.

2014 - Saw action in all 12 games as a reserve defensive lineman and on special teams...lettered for the second time...credited with tackles against Mercer and Navy.

2013 - Played as a true freshman and lettered...saw action in all 12 games as a reserve at defensive tackle...logged a tackle in both the Richmond and Gardner-Webb games...was on the field on 20 plays (season-high) against Gardner-Webb.

HIGH SCHOOL - Attended Vestavia Hills (Ala.) High School... three-year and 37-game starter, two years at DT and one at OT...graded 94% as an offensive lineman and allowed no sacks...FBU Top Gun and Gatorade Defensive Lineman of Camp...

Birmingham News All-Metro Football Team and Key Player to Watch (2011 and 2012)...honoree at the 2012 Pat Patricks Best in High School Football.....Over the Mountain Journal All-Star team and Birmingham News South All-Metro Team...Vestavia Hills Football Courage Award winner...led his team to a 10-3 record, Area Championships and Quarterfinals of State Playoffs.

MAJOR - Economics and business major.

Hays' Career Stats

Defensive											
YR	G	T/A	Tot.	QBS	TFL-Y	FR	FF	PD	Int.	Yds.	TD
2013	12	1/1	2	0	0	0	0	0	0	0	0
2014	12	1/1	2	0	0	0	0	0	0	0	0
Totals	24	2/2	4	0	0	0	0	0	0	0	0



#95 Shavon Henderson

R-Freshman ♦ DE ♦ 6-3, 240

Dyersburg, Tenn.

Dyersburg


Working to get on the field this fall after being redshirted last season...will provide depth to

the defensive front.

2014 - Did not see game action.

HIGH SCHOOL - A graduate of Dyersburg (Tenn.) High School...three-year letterwinner...led team in pass breakups in 2013 when team captain...member of Isle of Wight Chamber of Commerce Leadership Institute.

MAJOR - Economics and Business major.



#34 Bill Hogan

R-Freshman ♦ P/LB ♦ 6-1, 225

Amissville, Va.

Culpepper

Listed as reserve punter entering fall camp...got extensive work in spring practice

and in scrimmages...continues to refine technique and will give depth to the special teams...has also played linebacker.

2014 - Did not see game action.

HIGH SCHOOL - A graduate of Culpepper (Va.) High School

MAJOR - Economics and Business major.



#81 Chad Jacob

R-Sophomore ♦ TE ♦ 6-3, 235

Mechanicsville, Va.

Atlee

ONE-YEAR LETTERMAN - Slated to move

into the starting tight end role after serving as a key reserve last year...adapted well to the new offense in spring ball...has added 10 pounds to his frame over the past year...Southern Conference Honor Roll recipient as an economics and business major.

2014 - Played in all 12 games at reserve tight end and on special teams...caught 12 passes for 111 yards on the season with one touchdown...snagged a season and career-high three passes for 27 yards against Samford which including an 18-yarder...caught two passes for 15 yards at Navy including a touchdown reception...produced a 28-yard catch and run in the season finale against The Citadel...also had a tackle on special teams against Chattanooga...lettered for the first time.


2013 – Did not see game action.

HIGH SCHOOL – Attended Atlee High School (Mechanicsville, Va.)... 2012 Season Awards included: First Team Virginia Prep All-Region, First Team All-Capital District, Second Team All-Region (Richmond Times-Dispatch), Second Team All-State, All-Academic and team captain...had been all-academic the season prior as well...had 59 catches and averaged 16.3 yards per catch as a senior...posted 19 catches and three touchdowns as a junior...National Honor Society...Beta Club...Academic Excellence...Hanover County scholar.

MAJOR – Economics and business major.

Jacob's Career State

Receiving							
YR	G	No.	Yds.	Avg.	LG	TD	YPG
2014	12	12	111	9.2	28	1	9.2
Totals	12	12	111	9.2	28	1	9.2



#20 Alex James

Senior ♦ DB ♦ 5-11, 196
Stockbridge, Ga.
Woodland

THREE-YEAR LETTERMAN - Veteran

member of the secondary looking to finish his college career in strong fashion...has both starting and reserve experience in the secondary will rotate at left safety...capped the first spring scrimmage with an interception which added to his pass break up on the day.

2014 – Played in all 12 games with four starts at free safety against Bucknell, Mercer, Gardner-Webb, and The Citadel...lettered for the third time...logged at least one tackle in each game and finished with 23 solos and 23 assists for 46 total tackles...racked up five solo tackles and four assists for a season-high nine stops against Bowling Green in week two and matched it in the season finale with nine tackles including a tackle for loss against The Citadel...posted five solos and one assist against Western Carolina...recovered a fumble at Chattanooga...forced a fumble against Samford...played a season-high 100 plays against Western Carolina.

2013 – Played and started all 12 games at free safety...was on the field for 830 plays which was second most on the team...ranked second on the team in total tackles with 80...averaged 14.0 tackles over the first three games of the season and had 15 in the season opener against Richmond...posted tackles for loss against Charleston Southern and Gardner-Webb and also broke up passes against both teams.

2012 – Appeared in all 11 games and gradually saw his playing time increase as the season progressed...earned his first letter...finished with four tackles and had two tackles-for-loss

HIGH SCHOOL - Team Co-Captain - Junior & Senior Year...First Team Defense All-Region 3-AAAA (Division A) as a senior...Henry County, Ga. "Friday Night Stars", spring game "True Gift" award, Wolfpack "Iron Man" award all during senior season...Honorable Mention All-Region 3-AAAA (Division A) and NUC 100 Invite as a junior...three-year varsity letterwinner, also lettered three years in track.

PERSONAL – Biology major.

James' Career Stats

Defensive											
YR	G	T/A	Tot.	QBS	TFL-Y	FR	FF	PD	Int.	Yds.	TD
2012	11	3/0	3	0	1.0-3	0	0	0	0	0	0
2013	12	36/44	80	0	1.5-4	0	0	2	0	0	0
2014	12	23/23	46	0	1.0-1	2	1	1	0	0	0
Totals	35	62/67	129	0	3.5-8	2	1	3	0	0	0



Denton Ensminger



#11 Darrian Johnson

R-Junior ♦ WR ♦ 5-8, 180
Fredericksburg, Va.
Stafford

ONE-YEAR LETTERMAN - One of the top performers on offense in spring drills and

excelled in the new system...adds a spark to the receiving corps with quickness and running ability...should see more playing time this fall...will rotate at flanker in the two-deep...caught a 16-yard TD pass on a crossing pattern in the final spring scrimmage and finished with four catches for 39 yards.

2014 – Played in all 12 games at reserve wide out and special teams...caught two passes for 16 yards against Bowling Green...had one catch for four yards against Gardner-Webb...saw a season-high 30 plays against Bowling Green...earned his first letter.

2013 – Saw limited duty but played as a redshirt freshman...did not see action in the first two games but then played in nine consecutive games with a season-high 13 plays against Coastal Carolina...caught one pass against both Robert Morris and Coastal Carolina.

2012 - Did not see game action.

HIGH SCHOOL – Attended Stafford High School (Fredericksburg, Va.)

MAJOR – Civil Engineering major.

Johnson's Career Stats

Receiving							
YR	G	No.	Yds.	Avg.	LG	TD	YPG
2013	10	2	6	3.0	6	0	0.6
2014	12	3	20	6.7	9	0	1.7
Totals	22	5	26	5.2	9	0	1.2



#7 Damian Jones

R-Junior ♦ DB ♦ 6-1, 190
Richmond, Va.
Hermitage

TWO-YEAR LETTERMAN – Returning

starter at cornerback...should help anchor the starting secondary...has 23 career starts entering the season...slated to start at left cornerback...has three career interceptions...14 career pass deflections entering season.

2014 – Started all 12 games at cornerback and led the secondary with eight pass breakups...posted 25 solo tackles and 13 assists for 38 total...had five games of at least four tackles...had a season-high six tackles against Bucknell and Western Carolina...deflected three passes against Furman and intercepted a pass...had four solo tackles and one assist against Wofford...intercepted a pass and returned it 21 yards against Mercer and added two pass breakups...recovered a fumble for a touchdown at Navy...lettered for the second time.

2013 – Started all 12 games at cornerback...lettered for the first time...posted 50 tackles on the season – one of 10 players to pile up at least that many stops on the defensive unit...34 of his tackles were solo... had a season-high 10 tackles against Robert Morris with a half tackle-for-loss for four yards...also intercepted a pass against Robert Morris...had seven tackles against Charleston Southern and seven tackles against Presbyterian.

2012 – Did not see game action.

HIGH SCHOOL - Graduate of Hermitage HS in Richmond, Va...two-year varsity starter...GPA: 3.7...Second Team All-Metro, All-Region DB and returner, Best Skills Player as a senior...Honorable Mention Utility...two-time All-District, two-time All-Academic...led team in interceptions as a junior and senior...team was three-time district champions and two-time regional champions.

MAJOR - Civil Engineering major.

Damian Jones' Career Stats

Defensive											
YR	G	T/A	Tot.	QBS	TFL-Y	FR	FF	PD	Int.	Yds.	TD
2013	12	34/16	50	0	0.5-4	0	0	6	1	2	0
2014	12	25/13	38	0	0.5-1	1	1	10	2	21	1
Totals	24	59/29	88	0	1.0-5	1	1	16	3	23	1



#25 Alex Keys

R-Junior ♦ DB ♦ 5-11, 200
Rocky Mount, Va.
Franklin County

TWO-YEAR LETTERMAN – Veteran

member of the secondary who has 20 career starts in the secondary on his resume...returning starter and projected to start at right safety...one of the best conditioned athletes on the team and continues to log top marks in winter testing...posted the highest marks in the verticle jump and 10-yard spring and was third in the power index...second leading returning tackler among the secondary.

2014 - Moved from cornerback to free safety and made eight starts while seeing action in all 12 games...ranked ninth on the team in tackles and third among defensive backs with 23 solos and 26 assists for 49 tackles...posted double-digit tackles with a season-high 11 tackles against Wofford...had over 600 total plays on the season and lettered for the second time...had six tackles against Gardner-Webb and recorded five stops in Samford, Furman, and The Citadel games...had tackles for loss against Samford (9 yards) and Chattanooga (1 yard)...broke up passes against Davidson and Samford.

2013 – Started all 12 games at cornerback...lettered for the first time...posted 23 solos and 20 assists for 43 stops...had at least one tackle in all but one game...credited with six solo tackles and two assists against Gardner-Webb with a tackle for loss for 5 yards and a forced fumble...also made five tackles each against North Greenville, Virginia, Charleston Southern, and Coastal Carolina...broke up passes against Charleston Southern and Coastal Carolina.

2012 – Did not see game action.

HIGH SCHOOL – A graduate of Franklin County (Va.) HS...Senior - Team Captain...Crunch Magazine Player of the Week...Second Team All-District Running Back...First Team All-District Free Safety...First Team All-District Kick Returner...special teams - Averaged at least two tackles per game on special teams alone junior and senior year...junior - Broke school single game rushing and carry record...finished the season with over 1,100 yds rushing...received WDBJ 7 Player of the Week Award...First Team All-District Running Back...Second Team All-Region (RB)...Crunch Magazine Player of the Week...named a Sizzling Sophomore from Times Land and Earned Second Team All-District honors...played in six playoff games in those three and hosted first playoff game in school history.

MAJOR - Biology major.

Keys' Career Stats

Defensive											
YR	G	T/A	Tot.	QBS	TFL-Y	FR	FF	PD	Int.	Yds.	TD
2013	12	23/20	43	0	2.0-6	0	1	2	0	0	0
2014	12	23/26	49	0	2.0-13	0	0	2	0	0	0
Totals	24	46/46	92	0	4.0-19	0	1	4	0	0	0



#72 Andrew Lewis

Junior ♦ OL ♦ 6-5, 260
Snellville, Ga.
Greater Atlanta Christian

TWO-YEAR LETTERMAN - Has transitioned from tight end to offensive line inter-

ior in the spring and is projected to start at left tackle...adjusted well to the new role during drills...has added 25 pounds for the new role and continues to progress in strength and conditioning...returning veteran who could be one to watch in new offense.

2014 – Started 11 of 12 games at tight end in his first season as a starter after playing a reserve role as a true freshman...only contest not started during the season was when the VMI offense opened without a tight end (Gardner-Webb)...caught five passes for 28 yards on the season...caught three passes for 16 yards against Navy...lettered for the second time.


2013 – Played in 11 of 12 games seeing his first college action against Glenville State...saw action as reserve receiver and special teams...played 34 snaps against Coastal Carolina...lettered as a true freshman.

HIGH SCHOOL – Graduate of Greater Atlanta Christian (Ga.)...football team captain and leadership council, Gwinnett Touchdown Club Player of the Month (2012)...Cecil Morris Award from Gwinnett TD Club...National Honor Society...Beta Club...four-year letterwinner in basketball for the two-time state champions.

MAJOR – Biology major.

Lewis' Career Stats

Receiving							
YR	G	No.	Yds.	Avg.	LG	TD	YPG
2014	12	5	28	5.6	9	0	2.3
Totals	12	5	28	5.6	9	0	2.3



Top: Andrew Lewis moves from TE to OL this season.
Bottom: Dane Forlines





#2 Brad Lipscomb

R-Junior ♦ OLB ♦ 6-0, 217
Yanceyville, Va.
Yanceyville

Career has been sidetracked by injury but working to get back into form...has played on

both sides of the ball...listed in the opening two-deep at outside linebacker...could have an impact if he can stay healthy.

2014 – Appeared in only three games and was limited by injury...missed the first five games of the season before seeing 10 plays of action against Chattanooga...also played limited action against Gardner-Webb and Wofford.

2013 – Played at running back after being moved from linebacker in '13 spring drills...played in nine games seeing action first against North Greenville...rushed four times for 58 yards including a long of 55 yards which was VMI's longest rushing play in 2013...also had three tackles on special teams...lettered for the first time.

2012 – Did not see game action.

HIGH SCHOOL – A graduate of Bartlett-Yancey High School in Yanceyville, N.C...Three-year varsity, two-year starter...three-year Honor Roll member...team's leading tackler junior and senior seasons...two-time First Team All-Conference...First Team All-Region (junior)...two-time First Team All-Metro (junior/senior)...All-State Honorable Mention (junior)...two-time Defensive MVP (sophomore/junior)...2011 Scout.com South Showcase - Overall/Defensive MVP...2010 - 94 tackles (18 for a loss), 7.5 sacks, four forced fumbles and two blocked punts...2011 - 109 tackles (10 for a loss), three forced fumbles...four-year varsity in track, two-time All-Conference and All-Metro, made 2A State finals twice.

MAJOR - Biology major.

Lipscomb's Career Stats

Defensive											
YR	G	T/A	Tot.	QBS	TFL-Y	FR	FF	PD	Int.	Yds.	TD
2013	10	2/1	3	0	0	0	0	0	0	0	0
2014	3	1/2	3	0	0	0	0	0	0	0	0
Totals	13	3/3	6	0	0	0	0	0	0	0	0

Rushing							
YR	G	No.	Yds.	Avg.	LG	TD	YPG
2013	10	17	79	4.6	55	0	7.9
Totals	10	17	79	4.6	55	0	7.9

Receiving							
YR	G	No.	Yds.	Avg.	LG	TD	YPG
2013	10	3	3	1.0	3	0	0.3
Totals	10	3	3	1.0	3	0	0.3



#58 Brian Lipscomb

R-Freshman ♦ OLB ♦ 6-3, 225
Hampton, Va.
Kecoughtan

Will compete for playing time at right outside linebacker...listed on the post spring depth

chart at no. 2 right outside linebacker...Dean's List and Southern Conference Honor Roll Computer and Information Sciences Major...had a pass break up in the final spring scrimmage.

2014 – Did not see game action.

HIGH SCHOOL – A graduate of Kecoughtan High School in Hampton, Va...second Team all-conference...third team all-757...team captain...two interceptions as a senior...Army's Friday Night Lights Football Student-Athlete Special Recognition Award...athletic award for outstanding achievement in JV/varsity football and track...three-year letterman.

MAJOR - Computer and Information Sciences major.



#16 Jade Maher

R-Freshman ♦ QB ♦ 6-4, 190
Dunbar, Pa.
Connellsville

Worked his way into the quarterback two-

deep picture with an encouraging spring after redshirting last year...showed the ability to make the throws and execute in the new offense...threw a 14-yard touchdown pass late in the first spring scrimmage...completed four of eight passes for 37 yards in the final spring scrimmage...will project as a ready backup at QB to start the season.

2014 – Did not see game action.

HIGH SCHOOL – Four-year letterman and starter...two-year Foothills All-Conference player...all-county as a senior...threw for 30 career touchdowns...three-year letterman and two-year all-county in basketball...member of Penn State 4.0 club...Academic All-Star...two-year member of National Honor Society.

MAJOR - Civil Engineering major.



#96 Seth Mallory

R-Junior ♦ DL ♦ 6-3, 251
Williamsburg, Va.
Warhill

Will give depth along the line...has some game action experience...continues to add size and strength since coming to the team...in the two-deep at right end.

2014 – Played in two games and participated in 28 plays against Davidson and six plays against Samford.

2013 – Did not see game action.

HIGH SCHOOL – Attended Warhill HS in Williamsburg, Va.

MAJOR – History major.



#40 Hunter Marshall

R-Sophomore ♦ RB ♦ 5-10, 184
Radford, Va.
Radford

Had a busy and productive spring and performed well at running back in the spring scrimmages...led all ground gainers in the final spring scrimmage with 38 yards rushing and had a seven-yard touchdown run...will give depth to the running back position.

2014 – Did not see game action.

2013 – Did not see game action.

HIGH SCHOOL – Attended Radford (Va.) High School.

MAJOR – Mechanical Engineering major.





#92 Connor Mildrum

R-Junior ♦ DL ♦ 5-11, 280
Richmond, Va.
Glen Allen

Has worked out on the defensive line and continues to make contributions to the team...will help defensive depth.

2014 – Did not see game action.

2013 – Did not see game action.

2012 – Did not see game action.

HIGH SCHOOL – A graduate of Glen Allen (Va.) High School.

MAJOR - Civil Engineering major.



#65 Matt Milner

R-Sophomore ♦ OL ♦ 6-2, 300
Chesapeake, Va.
Deep Creek

Came to the team as an invited walk-on...has been a reserve offensive lineman at guard.

2014 – Did not see game action.

2013 – Did not see game action.

HIGH SCHOOL – Attended Deep Creek High School (Chesapeake, Va.)

MAJOR – Biology major.



#61 Stephen Miller

R-Sophomore ♦ OL ♦ 6-2, 275
Brentwood, Tenn.
Brentwood

Projected as the starter at right tackle...has been in the two-deep picture the past two years and has considerable experience as a reserve...looking forward to a chance to be a starter for the first time.

2014 – Played in 11 of 12 games as a reserve offensive lineman at tackle...saw action on 146 plays on the season...did not see action against Furman...lettered for the first time.

2013 – Did not see game action.

HIGH SCHOOL – Attended Brentwood (Tenn.) Academy.

MAJOR – Economics and business major.



#86 John Mobley

R-Freshman ♦ TE ♦ 6-4, 235
Portsmouth, Va.
Nansemond Suffolk Academy

Redshirted his true freshman season...will help a robust and deep depth picture at tight end.


2014 – Did not see game action.

HIGH SCHOOL – Two-time first team all-conference and all-state as TE...first team all-state and two-time second team all-conference as DE...had 19 receptions and three TD's as a senior...two-year team captain...member of Isle of Wight Chamber of Commerce Leadership Institute

MAJOR - Economics and Business major.



Top: Nate Murray
Bottom: Alijah Robinson



#19 Doug Moore

Senior ♦ DB ♦ 5-10, 190
Washington, D.C.
Friendship Collegiate

THREE-YEAR LETTERMAN - Has three years experience in the secondary as both a starter and reserve...listed on the post spring depth chart as the starter at right cornerback...has also played a big role on special teams...looking for a big season in his final year of eligibility.

2014 – Played in all 12 games and lettered for the third time...started four games at cornerback (Samford, Gardner-Webb, Wofford, Furman)...saw extensive action on special teams...totaled 32 tackles with 20 unassisted and 12 assists)...had a season-high tying six tackles and a sack for -10 yards against Gardner-Webb...also registered six tackles against Davidson...deflected passes against Bowling Green and Mercer.

2013 – Played in all 12 games and earned his second letter...racked up 16 tackles and 12 assists for 28 total tackles...intercepted a pass at Virginia and returned it 39 yards...broke up five passes on the team which tied for second most on the defense...logged seven tackles in the opener against Richmond and six against Gardner-Webb...broke up two passes at Liberty and had a tackle-for-loss against Robert Morris...was on the field for 418 plays on the season.

2012 – Did not play the first six games of the season but was pressed into service in week seven against Coastal Carolina...played 46 snaps against Liberty and posted two solos and one assist and aided in a tackle for loss.

HIGH SCHOOL – A graduate of Friendship Collegiate (Washington, D.C.)...rated one of the top 25 players in Washington D.C. by SuperPrep and Rivals...team captain of #2 ranked team in the Washington D.C. area...Certificate of Achievement: Magna Cum Laude Award recipient junior and senior year...Chesapeake Bowl Game...

All-Mid-Atlantic Team...2011 Stats: 83 tackles, six pass break-ups, four forced fumbles and two fumble recoveries.

MAJOR - Psychology major.

Moore's Career Stats

Defensive											
YR	G	T/A	Tot.	QBS	TFL-Y	FR	FF	PD	Int.	Yds.	TD
2012	5	2/1	3	0	0.5-1	0	0	0	0	0	0
2013	12	16/12	28	0	1.0-1	0	0	6	1	39	0
2014	12	20/12	32	1-10	1.5-14	0	0	2	0	0	0
Totals	29	38/25	63	1-10	2.5-16	0	0	8	1	39	0



#63 Nate Murray

R-Senior ♦ OL ♦ 6-3, 325
Melbourne, Fla.
Satellite

THREE-YEAR LETTERMAN - The most experienced offensive lineman returning to the Keydets...three-year starter with 28 career starts...projected to start at left guard after occupying left tackle last year...posted high numbers in winter strength testing taking top marks in bench press, second in hang clean, and third in back squat...could contend for all-conference honors.

2014 - Started all 12 games at left tackle and was on the field for the most snaps of any offensive lineman with nearly 900 total on the season...was his first year as a fulltime starter and lettered for the third time.

2013 - Started all 12 games at right guard...lettered for the second time...helped VMI with improved rushing numbers and 100+ yard games for VMI backs...saw the most snaps of any offensive lineman with 818.

2012 - Missed the opener at Delaware State before playing the last 10 games of the season...saw playing time increase as the year progressed...made two starts at left guard (Richmond, Liberty) and two starts at right guard...lettered for the first time.

2011 - Did not see game action.

HIGH SCHOOL - A graduate of Satellite High School in Melbourne, Fla...two-year letterman, two-year starter on both OL and DL...team Captain as a Senior...Iron Scorp Club 2010 (top lifter with 1065 lbs. in squat, clean, bench)...All-Florida District 11 2010, All-Cape Coast Conference Team 2010 (OL)...Brevard County All-Star 2010 (OL/DL)...regional finalist in track & field 2010 - shot and discus.

MAJOR - History major.



#99 Joe Nelson

R-Junior ♦ DL ♦ 6-3, 265
Hampton, Va.
Tabb

TWO-YEAR LETTERMAN - Big play defensive lineman...returning starter with two years starting experience...could contend for all-conference honors...tested well in winter conditioning posting the second highest mark in the back squat...slated to start at left defensive end after playing nose all last year.

2014 - Started all 12 games at nose tackle...finished the year with 19 solos and 32 assists for 51 tackles which led all VMI defensive linemen...ranked second on the team in tackles for loss with 7.0 for 24 yards...tied for second on the team in sacks with 2.5 for 14 yards...finished the season with a season-high 10 tackles against The Citadel...had eight tackles against Mercer with a sack for 8 yards and racked up seven tackles and forced a fumble which was recovered for a touchdown against Navy...recovered a fumble against Furman...lettered for the second time...blocked a kick against Mercer.

2013 - Played in all 12 games making starts in all contests at nose tackle...was second among Keydet defensive linemen with 56 tackles...was second among Keydet defensive linemen in tackles-for-loss with 4.5 for 16 yards...top games included nine tackles against North Greenville and eight against Charleston Southern...

also made seven tackles including 1.5 TFL for seven yards against Gardner-Webb...lettered for the first time.

2012 - Did not see game action.

HIGH SCHOOL - A graduate of Tabb High (Hampton, Va.)

MAJOR - English major.

Nelson's Career Stats

Defensive											
YR	G	T/A	Tot.	QBS	TFL-Y	FR	FF	PD	Int.	Yds.	TD
2013	12	12/44	56	1-5	4.5-16	0	0	1	0	0	0
2014	12	19/32	51	2.5-14	7.0-24	1	1	1	0	0	0
Totals	24	31/76	107	3.5-19	11.5-40	1	1	2	0	0	0



#82 Matthew Nicholson

Junior ♦ WR ♦ 6-2, 180
Front Royal, Va.
Warren County

TWO-YEAR LETTERMAN - One of the big play receivers for the deep and talented Keydet wideouts...will be a favorite target of VMI quarterbacks...sure hands in traffic and can run after catch...slated to start at one wide receiver position.

2014 - Played in all 12 games and finished with the sixth most receptions on the team with 24 catches for 237 yards...averaged almost 10 yards a catch...set the tone for his season with four catches for 27 yards and a touchdown reception against Bucknell...had biggest game against Mercer with four catches for including a season long 36-yarder...had eight multi-catch games on the season and caught a pass in all but one game... caught a touchdown pass against Gardner-Webb...finished the season with three receptions for 37 yards against The Citadel...lettered for the second time.

2013 - Played in all 12 games with starts against Liberty and Gardner-Webb...caught 14 passes for 269 yards...was second on the team in TD receptions with four scoring catches...averaged 19.2 yards per catch - the highest on the team...hauled in a 39-yard Hail Mary pass to force overtime against Robert Morris...caught a season and career-high five aerials for 86 yards against Robert Morris...his 61-yard catch and run from quarterback A.J. Augustine against Presbyterian was the longest play from scrimmage for VMI in 2013...lettered as a true freshman.

HIGH SCHOOL - As a senior, was First Team All-District as a wide receiver and a defensive back...had 356 yards on 26 catches and seven touchdowns...also averaged 21 points per game for the basketball team...in 2011, was Second Team All-District as a DB...made 14 catches as a VWR that season as well...All-State as a long jumper for the track and field program.

MAJOR - Biology major.

Nicholson's Career State

Receiving						
YR	G	No.	Yds.	Avg.	LG	TD
2013	12	14	269	19.2	61	4
2014	12	24	237	9.9	36	2
Totals	24	38	506	13.3	61	6



Joe Nelson



#80 Sam Patterson

Senior ♦ WR ♦ 6-5, 215
Keswick, Va.
Monticello

THREE-YEAR LETTERMAN - Has established himself as a "go to" receiver and big play producer...will again play a big part of a deep and talented VMI receiving corps...has posted back-to-back 30 catch seasons...has 74 career receptions entering the season...looking forward to big senior season after having his junior campaign limited by injury...has attained all-conference honors.

2014 - Missed the first three games of the season because of injury and played his first contest against Samford...caught six passes for 93 yards including his lone touchdown of the year in his second game of action versus Mercer...hauled in seven passes for 75 yards - both season highs - against Gardner-Webb...posted five catch games against Wofford and Western Carolina which also included a season-long 31-yard catch-and-run... lettered for the third time.

2013 - Named Second Team All-Big South...played in all 12 games and finished with 38 catches for a team-leading 646 yards...averaged 17.0 yards per reception...was second in Big South in TD catches with 8 and fifth in receiving...caught at least one pass in all 12 games and snagged a touchdown reception in 5 consecutive games and had 7 TD catches over the last 7 games of the season...caught 7 passes for 161 yards and two scores at Presbyterian...caught 4 passes for 109 yards and a TD the next week at Coastal Carolina...seven games of at least three receptions...his eight TD catches were the most since Mark Stock who had eight in 1986.


2012 - Played in 10 games and caught six passes for 61 yards...caught his first two passes against Charleston Southern including a season-long 17 yarder...also snagged a 16-yard pass against Gardner-Webb...lettered for the first time.

HIGH SCHOOL - A graduate of Monticello High School (Keswick, Va.)...two-year Honor Roll...four-year offense varsity starter (WR/TE)...three-year defensive varsity starter (DE/LB)...First Team All-Region as WR, Second Team as DE (Senior)...All-District First Team as a senior, both at WR and DE...team's leading receiver for final three HS years...four-year varsity baseball starter...All-State and All-Conference as a junior.

MAJOR - Economics and Business major.

Patterson's Career State

Receiving							
YR	G	No.	Yds.	Avg.	LG	TD	YPG
2012	10	6	61	10.2	17	0	6.1
2013	12	38	646	17.0	42	8	53.8
2014	9	30	357	11.9	31	1	39.7
Totals	31	74	1064	14.4	42	9	34.3



#55 Daniel Rader

R-Freshman ♦ DL ♦ 5-10, 250
Fincastle, Va.
Lord Botetourt

Invited walk-on entering second year with the program...will give defensive line depth...listed as reserve at tackle.

2014 - Did not see game action

HIGH SCHOOL - A graduate of Lord Botetourt High School and resides in Fincastle, Va.

MAJOR - Economics and Business major.



#78 Chad Reed

R-Junior ♦ OL ♦ 6-6, 310
Dover, Pa.
Dover

ONE-YEAR LETTERMAN - Has developed since arriving in the program as a freshman and will get the chance to establish himself as a starter on the offensive line...slated to start at right guard after a productive spring...has both experience as a starter and reserve.

2014 - Saw limited action mostly at reserve...earned his first varsity letter...made his first and only career start against Davidson...played a season-high 57 snaps against Davidson...saw action on 19 plays against Bowling Green...played in nine games on the season.

2013 - Did not see game action.

2012 - Did not see game action.

HIGH SCHOOL - A graduate of Dover (Pa.) High School...2011 Heavyweight Division Lift-A-Thon Champion of the Football Team...two-time First Team Division 2 All-Star...chosen as Hot 100 Junior by Big 33, also nominated for senior version the following year...nominated for Pennsylvania Scholastic Football Coaches Association East/West Game senior year...two-star ranking by ESPN, ranked 79th in state and regionally 182nd (OT) and 285th (all positions).

MAJOR - Psychology major.



#3 Tony Richardson

Sophomore ♦ OLB ♦ 6-3, 215
Morgantown, W.Va.
University

ONE-YEAR LETTERMAN - One of the promising young defenders who played extensively as a true freshman...currently listed as a starter in the two-deep at outside linebacker...delivered perhaps the biggest hit in the final spring scrimmage which set the tone for the defense...Southern Conference Commissioners Medal and Dean's List Economics and Business major.

2014 - Saw playing time gradually increase as season progressed...played in all 12 games seeing action in over 300 plays...was in the two-deep at outside linebacker and played special teams...made a season-high four tackles against Chattanooga...credited with a half tackle for loss against Gardner-Webb...lettered as a true freshman.

HIGH SCHOOL - First Team All-State, All-OVAC and TRAC...all-area team...#2-ranked player in W.Va...had 25 tackles and five sacks in 2013...posted 18 catches for 356 yards and three TD's...had 61.5 tackles the previous year to go along with 16 receptions.

MAJOR - Economics and Business major.

Richardson's Career Stats

Defensive											
YR	G	T/A	Tot.	QBS	TFL-Y	FR	FF	PD	Int.	Yds.	TD
2014	12	6/7	13	0	0.5-0	0	0	0	0	0	0
Totals	12	6/7	13	0	0.5-0	0	0	0	0	0	0





#38 Alijah Robinson

Junior ♦ DB ♦ 6-0, 185
Waldorf, Md.
North Point

TWO-YEAR LETTERMAN – Returning started in the defensive backfield...veteran with two years starting experience and will be counted on for leadership...listed at starting left safety...led defensive backs in deflections in the first spring scrimmage...posted the second highest power index mark in winter strength and conditioning testing.

2014 – Started all 12 games at strong safety and lettered for the second time...led all defensive backs in total tackles with 61 including 3.5 for loss for six yards...ranked second on the team in pass deflections six... had five solos and five assists for a season-high six tackles against Mercer...intercepted a pass and returned it a season-long 42 yards against Furman...also had tackles for loss against Samford and Wofford.

2013 – Played in all 12 games as a true freshman and lettered after seeing action in 492 plays...had 14 solo tackles and seven assists for 21 total tackles...broke up two passes on the season...had three solos and two assists for five total tackles against The Citadel.

HIGH SCHOOL – Attended North Point High School (Waldorf, Md.)... as a senior, was First Team All-County and Second Team All-Southern Maryland Athletic Conference (SMAC)...team captain...two-way starter at cornerback and running back...69 carries for 450 yards and seven touchdowns...one interception and 30 tackles...returned missed field goal 107 yards for a touchdown...received 2012 North Point HS Defensive Back Award...selected to the Chick-Fil-A Prince George County vs. SMAC All-Star Football Game.

MAJOR – Economics and business major.

Robinson's Career Stats

Defensive											
YR	G	T/A	Tot.	QBS	TFL-Y	FR	FF	PD	Int.	Yds.	TD
2013	12	14/7	21	0	0	0	0	2	0	0	0
2014	12	28/33	61	0	3.5-6	0	0	7	1	42	0
Totals	24	42/40	82	0	3.5-6	0	0	9	1	42	0



#66 Iyan Roseborough

R-Junior ♦ OL ♦ 6-3, 325
Jenkinsville, S.C.
Fairfield Central

TWO-YEAR LETTERMAN - Returning starter on the offensive line...worked out at right tackle in the spring and is projected in the two-deep at right tackle as a reserve on the depth chart...has substantial starting experience from last season and has played in 23 games in his career.

2014 – Played in all 12 games in his second season on the field...was a starter for most of the season making starts in the first nine games before playing as a reserve the rest of the way...played a season-high 92 plays at Bowling Green...lettered for the second time.

2013 – Played in 11 of 12 games missing only the Liberty contest in November...on the field for 325 snaps...lettered...made starts against Richmond, Glenville State and Bucknell.

2012 – Did not see game action.

HIGH SCHOOL – A graduate of Fairfield Central High School (Jenkinsville, S.C.)...four-year varsity letterman...All-State...All-Region...ranked #31 by ESPN - all athletes in South Carolina...member of FBLA, DECCA, Student Government, and the Principle Student Body Counsel.

MAJOR - Mechanical Engineering major.



#21 Aaron Sanders

Junior ♦ WR ♦ 6-2, 185
Stafford, Va.
Brooke Point

TWO-YEAR LETTERMAN – Returning standout receiver who could vie for all-conference honors...leading returning VMI receiver in catches and yards...followed his breakout sophomore season with another strong spring and caught a 47-yard touchdown pass in the final spring scrimmage...had another strong year of conditioning and posted the third best vertical leap in winter testing...nearly eclipsed 1,000 yard receiving mark- something that hasn't been accomplished in 26 years.

2014 – Put together one of the best performances in years by a VMI receiver catching 58 passes for 901 yards...posted the most receiving yards by a receiver since Mark Stock's 1,161 yards in 1988...tied for the team lead in touchdown receptions with four...ranked second in the Southern Conference in receiving yards a game (75.1) and was third in catches per game (4.8)...accounted for 12 plays over 25 yards which stood as the most of any VMI player from scrimmage...turned in the two longest pass receptions of the year with a 60-yarder (Davidson) and 52-yarder (The Citadel)...caught a pass in all 12 games including nine games of at least four catches...put together one of the biggest games in Foster Stadium with 10 catches for 215 yards against Davidson...averaged a team high 15.5 yards per catch...had three games over 100 yards receiving – Davidson (215), Western Carolina (119), and The Citadel (165)...caught six passes for 61 yards and a touchdown against Gardner-Webb...lettered for the second time.

2013 – Played in all 12 games seeing action at wideout and special teams...caught at least one pass in nine of 12 games...finished the year with 16 catches for 193 yards...caught three passes for a season-high 49 yards including a 32-yarder against Presbyterian...got a coaches' high grade against Gardner-Webb after making two key receptions that sustained drives...had three catches for 24 yards against The Citadel in the Military Classic of the South.

HIGH SCHOOL – Attended Brooke Point High School (Stafford, Va.)... three-year letterman in football and two-year letterman in basketball...2012 Free-Lance Star Week 11 Player of the Week...2012 All-Area and All-District as both a WR and LB...2012 Virginia Preps Honorable Mention All-Region (WR)...had 38 catches and 10 touchdowns, along with 67 tackles, five forced fumbles, three fumble recoveries and five interceptions...Navy ROTC.

MAJOR – Psychology major.

Aaron Sanders' Career State

Receiving						
YR	G	No.	Yds.	Avg.	LG	TD
2013	12	16	193	12.1	32	0
2014	12	58	901	15.5	60	4
Totals	24	74	1094	14.8	60	4



Aaron Sanders



#14 Greg Sanders

Sophomore ♦ DB ♦ 5-10, 170
Cordova, Tenn.
Christian Brothers

ONE-YEAR LETTERMAN - A top

impact true freshman on defense from a year ago...immediately moved into the two-deep and became a big play performer both on defense and special teams...will once again be a big part of the secondary...could contend for all-conference honors...academically distinguished Dean's List and Southern Conference Commissioner's medal qualifier as an Economics and Business major.

2014 - Worked his way into the two deep as a freshman and played 44 snaps in his second college game against Bowling Green starting a string of extended playing time...played in all 12 games and finished with 37 tackles including 26 solos and 11 assists...led the team in interceptions with three and returned the picks for a total of 72 yards...forced a fumble and blocked a kick against Bowling Green...intercepted passes in consecutive weeks against Gardner-Webb, Wofford, and Furman with a 45 yard return against the Paladins...racked up a season-high six tackles in both the Wofford and Western Carolina games...broke up a pair of passes against Wofford and Furman.

HIGH SCHOOL - A graduate of Christian Brothers in Cordova, Tenn...

MAJOR - Economics and Business major.

Greg Sanders' Career Stats

Defensive											
YR	G	T/A	Tot.	QBS	TFL-Y	FR	FF	PD	Int.	Yds.	TD
2014	12	26/12	38	0	1.0-1	0	1	7	3	72	0
Totals	12	26/12	38	0	1.0-1	0	1	7	3	72	0

Kickoff Returns

YR	Att.	Yds.	Avg.	LG	TD
2014	20	349	17.5	40	0
Totals	20	349	17.5	40	0



#23 Cody Shirley

R-Junior ♦ RB ♦ 5-9, 205
Knoxville, Tenn.
Knoxville Catholic

ONE-YEAR LETTERMAN - Has been

sidelined with injury the past two seasons...has worked hard to rehab and get back on the field...will have the opportunity to have a chance for playing time in a wide open backfield depth picture entering the season...finished spring ball projected in the two deep at fullback...rushed six times for 29 yards and a touchdown in the second spring scrimmage.

2014 - Injured...did not see game action.

2013 - Did not see game action due to injury.

2012 - Played in nine games on the season and rushed for 58 yards on 18 carries and caught 11 passes for 53 yards...made college debut against Richmond in week three...rushed for a season-high 19 yards against Presbyterian...caught three passes in the Richmond and Liberty games...scored on a three-yard touchdown run against The Citadel...lettered on the season.

HIGH SCHOOL - Over final two high school seasons, rushed for 871 yds. and ten touchdowns while making 88 tackles with one interception (returned for TD)...nominated All District 4-AAA TSSAA in 2009 and was the starting full-back and outside linebacker for the state champions Knoxville Catholic...2010: Finished 11th overall - Nike Combine in Pittsburgh, Pa. out of over 500 athletes...listed as Top Talent in TN - Football Time in TN Magazine...member of the 2009 State Runner-up team in baseball.

MAJOR - Economics and business major.

Shirley's Career Stats

Rushing							
YR	G	No.	Yds.	Avg.	LG	TD	YPG
2012	9	18	58	3.2	10	1	6.4
Totals	9	18	58	3.2	10	1	6.4

Receiving							
YR	G	No.	Yds.	Avg.	LG	TD	YPG
2012	9	11	53	4.8	15	0	5.9
Totals	9	11	53	4.8	15	0	5.9



#50 Chase Smith

R-Freshman ♦ OL ♦ 6-3, 260
Lovettsville, Va.
Woodgrove

Had a productive spring practice and is listed in the offensive line two-deep at backup center...looking to getting on the field and making a contribution after a redshirt season.

2014 - Did not see game action.

HIGH SCHOOL - A graduate of Woodgrove High School in Lovettsville, Va...all-state...all-conference...three-year starter

MAJOR - Psychology major.



#9 Taylor Stout

Junior ♦ WR ♦ 6-0, 180
Midlothian, Va.
Midlothian

TWO-YEAR LETTERMAN - Has been a top kick returner for the team the last two years with 54 career runbacks...could see an expanded role in the new offense and vie for playing time at wideout...switching jersey number from 22 to 9 this year.

2014 - Led the team in kick returns with 38 for 731 and averaged 19.2 per return...had a season-long 30-yard return against Mercer...played in all 12 games and caught four passes for 40 yards...three of four catches came against Navy with a season-long 19-yard catch and run.

2013 - Served primarily as a kick returner and returned 16 kicks for 310 yards - the second most yardage on the team...averaged a team-leading 19.4 yards per kick return...had a season-long 32-yard kick return against Bucknell in the season finale.

HIGH SCHOOL - Three-year varsity running back at Midlothian HS...All-District (Dominion)...Academic All-District...Dominion District All-Metro for Track and Field...All-Region Track and Field.

MAJOR - Economics and Business major.

Stout's Career Stats

Rushing							
YR	G	No.	Yds.	Avg.	LG	TD	YPG
2013	12	1	0	0.0	0	0	0.0
2014	12	25	99	4.0	16	0	8.2
Totals	24	26	99	3.8	16	0	4.1

Kickoff Returns


YR	Att.	Yds.	Avg.	LG	TD
2013	16	310	19.4	32	0
2014	38	731	19.2	30	0
Totals	54	1041	19.3	32	0

Receiving

YR	G	No.	Yds.	Avg.	LG	TD	YPG
2014	12	4	40	10.0	19	0	3.3
Totals	12	4	40	10.0	19	0	3.3



Taylor Stout



#30 Gabe Sutherland

R-Freshman ♦ DB ♦ 5-10, 200

McLean, Va.

McLean

Slated for reserve role in the secondary...has yet to see game action.

2014 – Had true freshman season shut down by injury in week 5...did not see game action.

HIGH SCHOOL – A graduate of McLean (Va.) High School...two-time All-Northern Region...two-time All-Liberty District, twice as a LB and once as a RB...2013 All-Met Honorable Mention selection.

MAJOR - Economics and Business major.



#32 Jon Strozyk

R-Sophomore ♦ DB ♦ 6-0, 170

Knoxville, Tenn.

Powell

ONE-YEAR LETTERMAN - Saw his first action on the field last year...will continue to vie for playing time in the defensive backfield...posted the second best time in the 10-yard spring in winter testing.

2014 – Played in 10 games in reserve duty at cornerback and on special teams...played a season-high 35 snaps against Davidson...had three tackles against both Davidson and Furman...recovered a fumble against Davidson...returned one punt...lettered for the first time.

2013 – Did not see game action.

HIGH SCHOOL – Attended Powell High School (Knoxville Tenn.)... two-time 5A All-State and three-time All-District...two-time All-KIL...Prep Extra First Team in 2012...2012 Tennessee East-West All-Star team...holds school record for career (21) interceptions and single-season interceptions (seven)...KNX Defensive Player of the Week...Joy 62 Player of the Game (four times)...team Defensive Player of the Year, MVP, best DB and Special Teams Player of the Year in 2012...earned team's defensive back award in 2011 and was freshman MVP in 2009...career state include 120 solo tackles, five forced fumbles and three blocked field goals to go with his 21 interceptions.

MAJOR – Biology major.



Top: Damian Jones
Bottom: Sam Patterson



Strozyk's Career Stats

Defensive											
YR	G	T/A	Tot.	QBS	TFL-Y	FR	FF	PD	Int.	Yds.	TD
2014	10	13/2	15	0	0	1	0	1	0	0	0
Totals	10	13/2	15	0	0	1	0	1	0	0	0



Matthew Nicholson





#13 Ryan Swingle

R-Sophomore ♦ TE ♦ 6-3, 225
Haymarket, Va.
Battlefield

ONE-YEAR LETTERMAN - One of the significant position switches in the spring...moved from quarterback to tight

end where he will rotate in with Chad Jacob...adjusted well to the new home...should have a positive impact in the new offense...will also serve as holder on placements.

2014 - Saw duty as holder on placements and lettered for the first time...was a reserve quarterback on the depth chart...completed one of five passes for 34 yards against Bowling Green.


2013 - Did not see game action.

HIGH SCHOOL - Attended Battlefield High School (Haymarket, Va.).

MAJOR - Economics and Business major.

Swingle's Career Stats

Passing								
YR	G	Cmp.-Att.	Effic.	Pct.	Yds.	TD	INT	LG
2014	12	1-5	77.1	20.0	34	0	0	34
Totals	12	1-5	77.1	20.0	34	0	0	34



#49 Kyle Vardo

R-Sophomore ♦ RB ♦ 6-0, 218
Hayesville, N.C.
Hayesville

ONE-YEAR LETTERMAN - Has game experience after seeing the field as a redshirt freshman...has shown ability to be a sure handed receiver out of the backfield...will provide depth at running back.

2014 - Was a situational back and saw action for the first time in his college career...played in all 12 games and lettered for the first time...made three catches for 20 yards...caught a three-yard touchdown pass against Gardner-Webb...also played special teams and was credited with two tackles against Western Carolina.

2013 - Did not see game action.

HIGH SCHOOL - A graduate of Hayesville (N.C.) High School...also played baseball.

MAJOR - History major.

Vardo's Career Stats

Receiving							
YR	G	No.	Yds.	Avg.	LG	TD	YPG
2014	12	3	20	6.7	13	1	1.7
Totals	12	3	20	6.7	13	1	1.7

Defensive											
YR	G	T/A	Tot.	QBS	TFL-Y	FR	FF	PD	Int.	Yds.	TD
2014	12	0/2	2	0	0	0	0	0	0	0	0
Totals	12	0/2	2	0	0	0	0	0	0	0	0



#17 Brice Tucker

R-Freshman ♦ RB ♦ 5-10, 175
Hampton, Va.
Bishop Sullivan Catholic

Showned the most consistency of any running back in spring drills...emerged as a leading candidate to start at running back but will continue to battle in fall camp...one of the top rushers in the first spring scrimmage...did not participate in final spring scrimmage because of a foot injury.

2014 - Did not see game action.

HIGH SCHOOL - A graduate of Bishop Sullivan Catholic and resides in Hampton, Va...two-time All-State honoree, First Team as a junior and Second Team as a senior (RB)...second team all-district DB as a junior, when he was also the offensive team MVP...second team all-conference as a senior, when he won a state championship and ran for 876 yards and 11 touchdowns...as a junior, ran for 1288 yards and 15 TD's...won three state titles in track and field and was the school athlete of the year...Freedom Ford Player of the Week...spent time in Spanish Club and Latin Club...volunteered at Hampton Medical Center for disabled veterans all the way through high school.

MAJOR - Civil Engineering major.




The Corps prepares for a game at Foster Stadium.



Iyan Roseborough





#48 John Wilkins

R-Junior ♦ WR ♦ 5-8, 165
Jane Lew, W.Va.
South Harrison


Invited walk-on who continues to contribute in a reserve role...will give depth at wideout...academically distinguished mechanical engineering major who is listed on SoCon Commissioner's medal list as well as Dean's List.

2014 - Did not see game action.

2013 - Did not see game action.

HIGH SCHOOL - Attended South Harrison High School (Jane Lew, W.Va.).

MAJOR - Mechanical Engineering major.



#71 Christian Williams


R-Freshman ♦ OL ♦ 6-4, 225
Suffolk, Va.
Nansemond River

Recruited as a tight end...worked out at offensive line in the spring and will help a good depth situation at that position group.

2014 - Did not see game action.

HIGH SCHOOL - A graduate of Nansemond River High School and resides in Suffolk, Va.

MAJOR - International Studies major.



#36 Michael Williams

R-Freshman ♦ DB ♦ 5-10, 170
Powder Springs, Ga.
McEachern

Looking to get on the field and see action for the first time after taking a redshirt year...had a productive spring and worked his way into the two-deep picture at left cornerback...should be a contributor in the secondary.

2014 - Did not see game action.

HIGH SCHOOL - A graduate of McEachern High School and resides in Powder Springs, Ga...three-year letterwinner...led team in pass breakups in 2013 when team went to state semifinals...all-region 4 at 6A level...Offense-Defense All-American Bowl...two-time Cobb County TD Club Defensive Player of the Week...2013 Eric Petty Award recipient for hard work, leadership, character and play...McEachern Gold Academic List (minimum 3.5 GPA) for three straight years...Beta Club...member of Distinguished Indian Association.

MAJOR - Computer and Information Sciences Major.



#39 Derrick Ziglar

R-Senior ♦ RB ♦ 5-9, 230
Martinsville, Va.
Martinsville

THREE-YEAR LETTERMAN - The most experienced running back returning to the position group...has over 1,000 career yards rushing...can also be a dependable receiver out of the backfield...has been limited by injury and is looking forward to a big redshirt senior year...listed at no. 1 fullback on the depth chart.

2014 - Played in nine of 12 games in a season that was limited by injury...rushed for 121 yards on 46 carries...lettered for the second time...rushed for a season-high 32 yards at Navy...lettered for the third time...caught 12 passes for 68 yards and snagged a reception in each game played.

2013 - Led team in rushing and ranked fifth in the Big South with 69.8 yards per game...was third in the Big South in All-Purpose yards with 100.4 yards per game...had five rushing touchdowns which led team...rushed for a career-high 136 yards and a touchdown against Coastal Carolina and rushed for 126 yards and two touchdowns against Presbyterian...achieved both 100-yard games in back-to-back weeks...rushed for 109 yards against Glenville State...finished the year with 768 yards - the most by a VMI back since Howard Abegeah gained 954 in 2009.

2012 - Rushed for 239 yards which was second-most on the team and caught 18 passes for 116 yards...played in all 11 games and started at running back against The Citadel when he rushed for a season-high 51 yards on 11 carries and caught three passes for 22 yards...did not reach the end zone but made several plays to set up scoring drives...had four games (Charleston Southern, Stony Brook, The Citadel, Liberty) with four or more catches...caught a pass in nine of 11 games last year...lettered as a redshirt freshman.

2011 - Did not see game action.

HIGH SCHOOL - A graduate of Martinsville High School in Martinsville, Va.

MAJOR - Biology major.

Ziglar's Career Stats

Rushing							
YR	G	No.	Yds.	Avg.	LG	TD	YPG
2012	11	68	239	3.5	15	0	21.7
2013	11	148	768	5.2	34	5	69.8
2014	8	46	121	2.6	19	0	15.1
Totals	30	262	1128	4.3	34	5	37.6

Receiving							
YR	G	No.	Yds.	Avg.	LG	TD	YPG
2012	11	18	116	6.4	18	0	10.5
2013	11	25	336	13.4	56	1	30.5
2014	8	12	68	5.7	13	0	8.5
Totals	30	55	520	9.5	56	1	17.3



Derrick Ziglar

2015 Freshmen

Cole Brummitt, OL

6-4, 250 - Glen Allen, Va./Glen Allen H.S.

High School/Personal: Four-year varsity starter...team captain...intends to major in biology.

Austin Coulling, QB

6-4, 195 - Salem, Va./Salem H.S.

High School/Personal: All-Timesland and All-Conference...holds school's single season touchdown and completions record as well as career completions and completion percentage...second all-time at school in TD passes and yards - 27 TD's, 122 completions, 2,177 yards - all senior season...career numbers - 237 completions, 38 TD passes, 3,700 yards passing (64%) 237/372...lettered in football (three years) - Baseball (three years) where he was All-Timesland and All-Conference Infielder and basketball (two years)...National Honor Society...Virginia Boys' State...participated in the Virginia Commonwealth All-Star Baseball Games...intends to major in economics and business.

Tyler Fedison, LB

6-0, 210 - Salem, Va./Salem H.S.

High School/Personal: First Team All-State linebacker junior and senior seasons (2013 & 2014) for VHSL, Rivals, VHSCA...First Team All-North Region (2013 & 2014)...First Team All-Conference (2013 & 2014)...Conference 24 Defensive Player of the Year 2014...career stats: tackles - 367 (2nd all time at Salem), solo - 215 (3rd all time), assists - 152 (1st all time), tackles for loss - 33 (2nd all time), sacks - 20.5 (2nd all time), hurries - 33 (1st all time)...intends to major in engineering.

Chris Gavin, RB

6-1, 205 - Westminster, Md./South Carroll H.S.

High School/Personal: As a senior, broke 16-year old county rushing record with 2,016 yards on 250 carries...scored 26 touchdowns and amassed 2,500 total offensive yards...achieved 60 tackles and three sacks as OLB...team Captain and two-way starter as running back and outside linebacker...led team to Maryland State Semi-Finals...First Team All-State Running Back...Carroll County Times Player of the Year...First Team All-Metro (Offense)...two-time First Team All-Conference on both offense and defense...selected to play in Baltimore TD Club All-Star Game as a senior...All-State honorable mention as a junior, when he rushed for 1,000 yards and had 42 tackles...Second Team All-County and All-Conference as a member of the track and field program...National Honor Society...youth mentor and coach with over 1,300 hours of community service throughout high

school...intends to major in International Studies.

Uzoma Kpaduwa, DB

5-10, 185 - Round Hill, Va./Woodgrove H.S.

High School/Personal: Two-time Second Team All-State honoree who also earned a pair of First Team All-District and All-Region honors...three-year letterwinner and 2014 team defensive MVP...2014 team captain...career stats include 268 tackles (10 for loss), seven forced fumbles, five sacks, two fumble recoveries and four interceptions...intends to major in mechanical engineering.

Dontae Mauck, WR

5-11, 175 - Winchester, Va./Handley H.S.

High School/Personal: First Team All-State as a WR, where he had 42 catches for 887 yards and 13 TD's as a senior...also earned First Team All-Region honors...First Team All-Conference and All-District as both a WR and a cornerback (74 tackles)...All-Area...2014 4A state runner-up in the triple jump and third in the 100-meters for track...will be a part of VMI's track and field program as well...intends to major in psychology.

Quan Myers, RB

5-9, 175 - Altavista, Va./Brookville

High School/Personal: Three-year, two-way starter at Brookville...had over 2,000 all-purpose yards as a senior RB...First Team All-District, Conference and Area...top-10 finalist for ABC 13 Football Friday POTY...had over 1,000 yards rushing and 15 TD's as a junior...was the indoor conference champion in the high jump, the outdoor champ in the 300-meter hurdles and finished with all-conference laurels in the long jump, the 55-meters, the 100-meters and the 200-meters...played four sports at the varsity level - football, baseball, basketball and track and field...intends to major in international studies.

Isaiah Parker, WR

5-11, 175 - Salem, Va./Salem

High School/Personal: Had a combined 100 catches and 120 tackles between his junior and senior seasons...finished with All-Timesland, Region and Conference honors both years...was named All-State Underclassman as a junior...made the top 100 recruits in VA list as a senior, when he was captain of the state runner-up team...school record holder for career catches and touchdowns, as well as single-season touchdowns...intends to major in economics and business.

Casey Phillips, DL

6-4, 245 - Newburg, Md./McDonough H.S.

High School/Personal: Four-year starter, playing both tight end and defensive end...All-State senior season, when he had 15 tackles for loss...two-year team captain...All-Conference and All-County both junior and senior seasons...Chick-fil-a PG vs. Smac All-Star Football Game...three-year starter in basketball...ranked in top 10% of class academically...National Society of High School Scholars...intends to major in civil engineering.

Jarrod Richmond, DE

6-3, 230 - Bluefield, Va./Graham H.S.

High School/Personal: Two-time All-Conference...49 tackles, three sacks, seven tackles for loss in four games...intends to major in engineering.

Arnold Roots, LB


6-1, 220 - Henrico, Va./Varina H.S.

High School/Personal: Played five different positions in the two years he earned varsity letters...First Team All-Conference on two occasions...also earned Second Team All-District honors as a junior...three-year letterwinner in track and field...Great American Rivalry Series Scholar-Athlete...First Team All-Academic.

Tyriug Trotman, CB

5-9, 155 - Virginia Beach, Va./Landstown H.S.

High School/Personal: Two-time All-Conference with 68 tackles and nine pass breakups as a senior...also a two-time All-State honoree in track and will join the VMI track and field team...intends to major in psychology.



2014 Game Recaps

Keydets Fall Despite Cobb's Spectacular Debut, 42-38

Al Cobb threw for four touchdowns and ran for another in a spectacular collegiate debut, but the Bucknell Bison took the lead for good on a 62-yard fourth quarter punt return for a touchdown and went on to defeat the VMI Keydets, 42-38, in NCAA football action August 30 in Lewisburg, Pa.



VMI (0-1) never led in Saturday's game, but had rallied from an early 14-0 deficit to tie the score four different times, the last of which came late in the third quarter, when Cobb found Dane Forlines for a 20-yard touchdown to knot the score at 35. Less than a minute into the fourth quarter, however, Josh Brake of Bucknell (1-0) broke a 62-yard punt return for a touchdown that gave the Bison a 42-35 lead they would not relinquish.

Dillon Christopher added a field goal with 5:26 to go, cutting the Keydet deficit to 42-38, but the homestanding Bison were able to run out the clock to preserve their narrow victory. Cobb, a redshirt freshman who was named the starter for the opening game late last week, finished 27 of 40 for 308 yards. He became just the fourth player in VMI history to be responsible for 30 points or more in a single game, joining Tony Scales (1990), Dave Brown (1986) and Bobby Mitchell (1961). He also became the eighth quarterback in VMI history to throw four or more touchdowns in a single game, and his 27 completions tied for the third-most in VMI annals.

Other standouts included running back Deon Watts, who ran for a career-high 97 yards, and Doug Burton who caught a team-high seven passes for 109 yards and a touchdown. Bucknell was led by C.J. Williams, who piled up 164 yards rushing on the night. Bucknell jumped ahead early, scoring the game's first 14 points. Matt DeMauro was responsible for both touchdowns, and after he scampered 56 yards for a score with 2:11 left in the first quarter, the home team led 14-0. The Keydets came back early in the second period, however, when Cobb took advantage of three Bucknell penalties and a critical 3rd and 17 conversion pass to Burton. That was part of an eight-play, 92-yard drive that Burton capped with a 20-yard touchdown reception, putting VMI on the board, 14-7 with 14:10 left in the half.

VMI struck again on its next possession, helped by a 3rd and 1, 13-yard swing pass to fullback Kyle Vardo. Aaron Sanders grabbed a 38-yard scoring strike on the next play, tying the score, 14-14 with 10:37 on the clock. The Bison answered that play, however, with a 50-yard R.J. Nitti to Brake touchdown that made it a 21-14 game at the 7:21 mark. The barn-burner kept going on the next Bucknell possession, when VMI redshirt freshman Ryan Francis sacked Nitti. The BU quarterback fumbled the ball and Francis fell on it for the turnover. Seven plays later, Cobb found Matthew Nicholson with a seven-yard touchdown pass to tie the game again, 21-21. The home team used a quick strike approach to score again before halftime, as Williams had a 49-yard run on the first play after the kick-off. That moved Bucknell into VMI territory with under 30 seconds to go in the half, and three plays later, Williams scored from one yard out to make the halftime score 28-21, Bison.

After getting a potentially crucial defensive stop, the Keydets got the ball back early in the third quarter. The drive started with a 29-yard Cobb to Burton completion, but after two ineffective runs, VMI faced a 3rd and 9. The Keydets converted thanks to a roughing the passer penalty, and four plays later, Cobb ran it in from a yard out to tie the game once more, 28-28. The Bison answered with a steady dose of Williams. A six-play, 75-yard drive that took 2:36 saw all 75 yards notched by the running back, and he capped the spurt with a three-yard plunge that gave the home team a 35-28 lead with 6:17 left in the third quarter. Cobb promptly marched his team back down the field, going 65 yards in 11 plays that included a 13-yard third down conversion to Burton and a six-yard Deon Watts first down run on 3rd and 4. Five plays after Watts' run, Cobb found Forlines for a 20-yard strike that tied the game at 35-28.

That would prove to be the final tie of the night. After a Bucknell punt, VMI went three and out to start the fourth quarter. It was the first Keydet three and out of the game, and it would be the pivotal moment as Brake ran the Hayden Alford punt back 62 yards for the decisive touchdown with 13:08 to play. Once again, Cobb answered with a long drive, but this one was stymied at the Bucknell 17-yard line. Christopher knocked home his first field goal of the year from 34 yards out, making it a 42-38 game with 5:26 to play. DeMauro then iced the game on the ensuing drive, running for a first down with just over a minute to play as the home team held on for the victory.

Bucknell finished the game with a 465-421 edge in total offense. The Keydet yardage marked its most total offense in a season opener since the 2008 season, and VMI held a substantial edge in time of possession, 36:59 to 23:01. That TOP advantage was VMI's largest-such edge in a game since Oct. 6, 2012, when the Keydets had the ball for 15:32 longer than Presbyterian College.

VMI (0-1)	38
Bucknell (1-0)	42

Mathewson Stadium • Lewisburg, Pa.
Aug. 30, 2014 • Attendance: 3,124

VMI	0	21	14	3	-	38
BUCKNELL	14	14	7	7	-	42

FIRST QUARTER

BUCK - DeMauro 10 pass from Nitti (Maurer kick) - 5:16

BUCK - DeMauro 56 run (Maurer kick) - 2:11

SECOND QUARTER

VMI - Burton 20 pass from Cobb (Christopher kick) - 14:10

VMI - Sanders 38 pass from Cobb (Christopher kick) - 10:37

BUCK - Brake 50 pass from Nitti (Maurer kick) - 7:21

VMI - Nicholson 8 pass from Cobb (Christopher kick) - 0:36

BUCK - Williams 1 run (Maurer kick) - 0:07

THIRD QUARTER

VMI - Cobb 1 run (Christopher kick) - 8:53

BUCK - Williams 3 run (Maurer kick) - 6:17

VMI - Forlines 20 pass from Cobb (Christopher kick) - 1:43

FOURTH QUARTER

BUCK - Brake 62 punt return (Maurer kick) - 13:08

VMI - Christopher 34 FG - 5:26

	VMI	BUCK
First Downs	28	19
Rushes-Yards	36-113	30-235
Passing Yards	308	230
Passes (C-A-I)	27-40-0	14-25-0
Total Offense	421	465
Fumbles-Lost	0-0	1-1
Penalties	5-31	8-90
Punts-Avg.	4-29.2	3-42.7
Time of Possession	36:59	23:01

RUSHING: VMI - Watts 22-97; Turner 10-25; Forlines 1-2; Cobb 3-(-11). **BUCK** - Williams 17-164; DelMauro 8-95; Nitti 2-(-16).

PASSING: VMI - Cobb 27-40-0-308. **BUCK** - Nitti 14-25-0-230.

RECEIVING: VMI - Burton 7-109; Sanders 4-72; Forlines 4-44; Nicholson 4-27; Watts 4-23; Vardo 1-13; Garvin 1-9; Turner 1-7; Jacob 1-4.

BUCK - Kaslander 7-79; Brake 3-80; Hartman 2-60; DelMauro 1-10; Kelly 1-1.

Keydets Fall at Bowling Green, 48-7

The Bowling Green Falcons returned one punt for a touch-down and blocked another for a score, en route to a 48-7 win over the VMI Keydets Sept. 6 in Bowling Green, Ohio. The game was VMI's first-ever against the FBS team from the Mid-American Conference and was the Keydets' first of two against FBS opponents this season.



VMI (0-2), which surrendered a 62-yard punt return for a touchdown in the season-opener against Bucknell, gave up a second Saturday when Bowling Green's Ryan Burbrink fielded a Hayden Alford kick and brought it back 75 yards to give the Falcons a 14-0 lead in the first quarter.

Bowling Green (1-1) pushed the advantage to 34-7 by halftime, and VMI's first drive of the third quarter stalled at the Keydet 29-yard line, where Herve Coby blocked Alford's punt, scooped up the loose ball and raced 14 yards for the touchdown that extended the Falcon lead to 41-7. The pace slowed from there, with only seven additional points being scored to account for the final margin.

Redshirt freshman quarterback Al Cobb, who was named the Southern Conference Freshman of the Week after throwing for four touchdowns and running for another in the opener against Bucknell, did not find the end zone against the Falcons, but he did enjoy another solid showing. Cobb completed 26 of 43 passes for 224 yards as the Keydets finished with 321 yards through the air. His 26 completions were good for the fifth-highest figure in school history.

Alford completed three of his seven attempts for 63 yards, while Ryan Swingle was 1 for 5 for 34 yards in his collegiate debut. The 55 passing attempts were the third-most in school history.

Ten different players hauled in receptions in the contest, led by Aaron Sanders' career-high seven grabs for 76 yards. Doug Burton, Dane Forlines and Deon Watts recorded five catches apiece.

VMI finished with 97 yards rushing on 35 attempts. Jabari Turner led the way with 43 yards on 13 carries. Derrick Ziglar saw brief action in his season debut after missing the opener with an injury, while defensively, VMI forced two turnovers, a fumble recovery by Ryan Francis and a James Fruehan interception. The Keydets committed three turnovers, however, losing two fumbles and seeing Cobb throw his first career interception.

The Keydets fell behind 28-0 before finally getting on the scoreboard when Alford capped a 69-yard, six-play drive with a 1-yard touchdown run with 8:29 left in the first half. Unfortunately for the visitors, that was as close as they could get as the Falcons scored the final 20 points of the game. VMI drove to the Falcon 2-yard line late in the contest, but redshirt freshman Swingle, the third quarterback used by the Keydets in the game, could not connect with tight end J.C. Garvin as time expired.

Bowling Green's balanced attack piled up 526 yards of total offense, 260 on the ground and 266 through the air. James Knapke completed 22 of 31 passes for the Falcons for 237 yards and a touchdown and ran for another score. Roger Lewis finished the game with six catches for 140 yards and a score, while Travis Greene rushed for 132 yards and two touchdowns on 18 carries. Fred Coppet had a rushing touchdown for Bowling Green.

VMI (0-2) 7

Bowling Green (1-1) 48

Doyt Perry Stadium • Bowling Green, Ohio
Sept. 6, 2014 • Attendance: 18,311

VMI	0	7	0	0	-	7
BGSU	14	20	7	7	-	48

FIRST QUARTER

BGSU - Knapke 1 run (Tate kick) - 10:22
BGSU - Burbrink 75 punt return (Tate kick) - 3:33

SECOND QUARTER

BGSU - Coppet 15 run (Tate kick) - 14:16
BGSU - Green 21 run (Tate kick) - 11:16
VMI - Alford 1 run (Christopher kick) - 8:29
BGSU - Green 7 run (Tate kick blocked) - 2:46

THIRD QUARTER

BGSU - Coby 14 blocked punt return (Tate kick) - 10:47

FOURTH QUARTER

BGSU - Lewis 51 pass from Knapke (Tate kick) - 8:45

	VMI	BGSU
First Downs	24	26
Rushes-Yards	35-97	37-260
Passing Yards	321	266
Passes (C-A-I)	30-55-1	25-34-1
Total Offense	418	526
Fumbles-Lost	2-2	3-1
Penalties	4-35	7-87
Punts-Avg.	9-31.7	5-38.2
Time of Possession	39:07	20:53

RUSHING: VMI - Turner 13-43; Watts 11-40; Ziglar 3-7; Cobb 3-7; Stout 2-4; Alford 3-(4). **BGSU** - Greene 18-129; Coppet 9-73; Givens 6-41; Knapke 2-18; Callaway 2-(1).

PASSING: VMI - Cobb 26-43-1-224; Alford 3-7-0-63; Swingle 1-5-0-34. **BGSU** - Knapke 22-31-1-237; Callaway 3-3-0-29.

RECEIVING: VMI - Sanders 7-76; Burton 5-86; Forlines 5-72; Watts 5-29; Johnson 2-16; Nicholson 2-12; Ca. Michie 1-15; Jacob 1-9; Vardo 1-4; Ziglar 1-2. **BGSU** - Lewis 6-140; Jackson 6-59; Moore 3-11; Coby 2-12; Greene 2-8; Dieter 2-4; Klingerman 1-11; Roop 1-10; Burbrink 1-9; Pohlman 1-2.

Keydet Offense Explodes in 52-24 Win over Davidson

The VMI Keydets saw their offense explode to its highest levels since 2008, sending them to a 52-24 win over the Davidson Wildcats in non-conference football action Sept. 13 at VMI's Foster Stadium. The game marked VMI's home opener for the 2014 season.



The Keydets (1-2) took early command, scoring the game's first 17 points and never seeing their lead fall below 14 the rest of the way. VMI rolled up 597 yards of total offense, its highest total since Nov. 22, 2008, and part of a 1,128-yard day of total offense as Davidson (1-2) added 531 yards of its own. The point total was VMI's largest since Sept. 20, 2008 against Chowan and was the second-highest total the Keydets have recorded under Sparky Woods.

Aaron Sanders was VMI's offensive leader as he caught 10 passes for 215 yards, the third-highest receiving yardage total in Keydet history. VMI also saw Jabari Turner rush for three touchdowns, the first Keydet to do so since Chaz Jones in September of 2011, while Al Cobb went 18 of 25 for 338 yards and a touchdown. Cobb led a passing attack that gained 394 net yards, just 28 off the all-time Keydet record set in 1986.

Despite the lofty offensive numbers, there were defensive highlights as well. Chris Copeland blocked a punt and returned it for a touchdown, while Jon Strozzyk grabbed an interception and added a fumble recovery. Darnell Ashton also chipped in a career-high 12 tackles to help VMI win its ninth home opener over the past 10 seasons.

The Keydets got on the board on their second possession. After four plays, Turner took a handoff and jetted 38 yards for a score. The point after put VMI up, 7-0, just over four minutes into the game.

That margin grew on VMI's next drive, when Cobb found Sanders on a fly pattern down the left sideline. The pass was good for 49 yards, but was fumbled by the Keydet receiver. VMI was able to fall on the ball at the Davidson 21, however, leading to an overall gain of 60 yards on the play. Two plays later, Turner plunged in from a yard out and it was 14-0, Keydets.

That was the score at the conclusion of the first quarter, but the Keydets tacked on early in the second. A 50-yard Cobb to Burton pass, followed by a Davidson pass interference penalty, opened the door for a Dillon Christopher 24-yard field goal that gave VMI a 17-0 lead with 10:40 left in the half.

Davidson came back with an 11-play, 71-yard drive, however, and got on the board with Trevor Smith's 23-yard field goal at the 7:08 mark, cutting the VMI advantage to 17-3.

That 14-point deficit lasted just one drive. Sanders and Deon Watts accounted for 68 yards of an 80-play drive, capped by Watts' 12-yard touchdown grab that made it 24-3, Keydets with 3:33 remaining in the half. That would remain the score at halftime, as a last gasp Davidson drive went for naught.

At the half, the Keydets had already rolled up 321 yards of total offense. It would be more of the same in the second half, but Davidson was first on the board. The Wildcats used passes of 30 and 26 yards to William Morris, the latter of which was good for a touchdown. That cut the margin to 24-10.

The visitors tried a bit of creativity on the ensuing kickoff, using a short kick, but the short field position cost DC. A 19-yard completion to J.C. Garvin and an 18-yard grab by Burton set up Turner's third touchdown, a two-yard run that pushed the margin back to 21, 31-10, with 10:04 remaining in the third.

The Wildcats quickly went three and out, but saw their ensuing punt try be blocked by Copeland. The ball skittered loose, was grabbed at the DC 3 and taken in easily for a touchdown, making it 38-10.

The Keydets scored once more in the third, doing so on a Deon Watts 1-yard run that had been set up by Strozzyk's interception, but Davidson did as well. Rogers scampered in from 15 yards out to account for the score after three quarters, 45-17.

Backup quarterback Hayden Alford engineered a long drive that ended early in the fourth quarter for VMI's final points. It was a 10-play, 96-yard drive that included 30 yards receiving for Sanders. Burton hauled in a 26-yard touchdown to put VMI up, 52-17. The visitors added a late TD run by Rogers to account for the final margin.

Davidson was led by Morris, who shattered the previous Foster Stadium record with 16 receptions. Wildcat quarterback J.P. Douglas was 28 of 41 for 317 yards, while Rogers ran for 103 yards and two scores.

Davidson (1-2) 24
VMI (1-2) 52

Foster Stadium • Lexington, Va.
Sept. 13, 2014 • Attendance: 4479

DC	0	3	14	7	-	24
VMI	14	10	21	7	-	52

FIRST QUARTER

VMI - Turner 38 run (Christopher kick) - 7:57
VMI - Turner 1 run (Christopher kick) - 3:58

SECOND QUARTER

VMI - Christopher 24 FG - 10:40
DAV - Smith 23 FG - 7:08
VMI - Watts 12 pass from Cobb (Christopher kick) - 3:33

THIRD QUARTER

DAV - Morris 26 pass from Douglas (Smith kick) - 13:04
VMI - Turner 2 run (Christopher kick) - 10:04
VMI - Copeland 3 blocked punt ret. (Christopher kick) - 9:29
VMI - Watts 1 run (Christopher kick) - 4:35
DAV - Rogers 15 run (Smith kick) - 2:05

FOURTH QUARTER

VMI - Burton 26 pass from Alford (Christopher kick) - 12:52
DAV - Rogers 1 run (Smith kick) - 1:26

	DAV	VMI
First Downs	30	25
Rushes-Yards	40-205	37-203
Passing Yards	326	394
Passes (C-A-I)	29-43-1	21-29-0
Total Offense	531	597
Fumbles-Lost	3-1	1-0
Penalties	8-60	6-55
Punts-Avg.	5-19.4	2-25.5
Time of Possession	30:16	29:44

RUSHING: DAV - Rogers 10-103; Douglas 10-34; Cook 6-27; Wells 9-24; Keil 5-17. VMI - Watts 15-96; Turner 12-89; Stout 9-28; Cobb 1-(-10).

PASSING: DAV - Douglas 28-41-1-317; Cook 1-2-0-9. VMI - Cobb 18-25-0-338; Alford 3-4-0-56.

RECEIVING: DAV - Morris 16-208; Cheuvront 5-36; Huelskamp 4-50; Hines 2-17; Scheper 1-9; Wheeler 1-6. VMI - Sanders 10-215; Burton 3-94; Forlines 3-25; Garvin 2-28; Nicholson 2-20; Watts 1-12.

Keydets Fall at Samford, 63-21



The Samford Bulldogs scored 49 points in the first half and went on to defeat the VMI Keydets, 63-21, in Southern Conference football action Sept. 20 at Seibert Stadium in Birmingham, Ala. The game was the SoCon opener for both schools, and was VMI's first game in the conference since rejoining the league prior to the season.

Unfortunately for the Keydets (1-3, 0-1 SoCon), the tone was set early when Denzel Williams ran 61 yards for a touchdown on SU's (2-1, 1-0 SoCon) second play from scrimmage. Samford would score the game's next 49 points, helped by four first-half Keydet turnovers, en route to the eventual win.

In his team's win, Williams led all individual efforts by posting 178 yards on 16 carries. Krondis Larry gained 128 yards on just 10 carries, and quarterback Michael Eubank ran for four of Samford's eight rushing touchdowns on the day. All told, the home team gained 433 of their 525 yards on the ground.

In the loss, the Keydets were led by Jabari Turner, who ran for two scores in the second half and now has five rushing touchdowns over VMI's last two games.

VMI took the opening drive and was forced to punt after three plays. The game started with a good play for the VMI defense – a six yard sack of Eubank by John Washington and Robert de Wolff on Samford's first play from scrimmage. One play later, Williams ripped off a 61-yard run up the middle to the end zone to open up the scoring with just 3:17 into the game and the extra-point made it 7-0 for the hosts.

VMI on its next possession converted a third-down pass to Dane Forlines at the VMI 39, but Cobb's long ball over the top on the next play intended for Matthew Nicholson was picked off by Josh Kimberlin and returned 33 yards to the VMI 23. Samford wasted no time as Eubank found the end zone on a 23-yard keeper up the middle and the Bulldog offense had two scores on its first three snaps from scrimmage.

The Bulldogs made it 21-0 on a 5-play, 55-yard drive capped by a 25-yard touchdown pass from Eubank to Karel Hamilton at the 5:47 mark of the opening quarter.

Kimberlin agonized Cobb again later in the quarter as he picked off a sideline throw at the VMI 45. Eubank and Hamilton connected again on a 24-yard strike to the VMI 4 and Williams raced around the right end for his second touchdown one snap later to make it 21-0 after the extra point.

The Keydets forced Samford to punt on its first drive of the second quarter, but fumbled it away at its own 15-yard line on its next drive. The Bulldogs made the Keydets pay, but not without a fight from the Keydet defense. Samford was lined up for a 44-yard field goal and elected to run a fake but failed to reach the first down marker on a fourth-and-22. But a personal foul on VMI wiped out the stop and revived the Samford drive at the VMI 16 and Eubank rushed for a seven-yard TD run to extend the margin to 35-0 with 8:41 left in the half.

VMI turned the ball over on its next drive with another fumble when Watts had the ball stripped after catching a pass from Cobb. The Keydet defense forced the Bulldogs to run seven plays to cover 27 yards, but the Bulldogs were able to capitalize when Eubank dove over the top for a one yard score and his third rushing TD of the half. He added his fourth score on a 23-yard fake handoff and run up the middle capping a 6-play, 79 yard drive with :04 left in the first half.

Samford's 49-0 advantage at halftime was keyed by the 28 points off the four VMI turnovers and the Bulldogs scored on seven of their first eight possessions.

After an exchange of punts to start the second half, Bulldog back Larry Krondis raced around right end for a 68-yard TD dash four minutes into the half.

VMI was able to get on the board with 7:12 left in the third quarter when Turner bounced out of a pile and ran to the right corner for a 5-yard TD. The Keydets added another score on a Turner 1-yard dive that was set up by Watts who rushed four times for 28 yards on the possession.

The Keydets closed out the scoring on a four-yard TD run by Watts who helped his cause with a 24-yard catch-and-run to the Samford 4.

Watts ended up as VMI's leading receiver with 6 catches for 50 yards.

VMI returns home next Saturday to face Mercer at Foster Stadium. Kickoff is 1:30.

VMI (1-3, 0-1) 21
Samford (2-1, 1-0) 63

Seibert Stadium • Birmingham, Ala.
Sept. 20, 2014 • Attendance: 4618

VMI	0	0	7	14	-	21
SAM	28	21	14	0	-	63

FIRST QUARTER

SAM - Williams 61 run (Handrahan kick) - 12:43
SAM - Eubank 23 run (Handrahan kick) - 10:37
SAM - Hamilton 25 pass from Eubank (Handrahan kick) - 5:47
SAM - Williams 4 un (Handrahan kick) - 3:08

SECOND QUARTER

SAM - Eubank 7 run (Handrahan kick) - 8:41
SAM - Eubank 1 run (Handrahan kick) - 4:01
SAM - Eubank 23 run (Handrahan kick) - 0:04

THIRD QUARTER

SAM - Larry 68 run (Handrahan kick) - 11:00
VMI - Turner 5 run (Christopher kick) - 7:12
SAM - Gates 5 run (Handrahan kick) - 3:18

FOURTH QUARTER

VMI - Turner 1 run (Christopher kick) - 13:30
VMI - Watts 4 run (Christopher kick) - 3:53

	VMI	SAM
First Downs	16	26
Rushes-Yards	29-119	55-433
Passing Yards	145	92
Passes (C-A-I)	20-28-2	11-15-0
Total Offense	264	525
Fumbles-Lost	2-2	1-0
Penalties	7-66	11-133
Punts-Avg.	4-35.5	3-39.7
Time of Possession	30:22	29:38

RUSHING: VMI - Turner 15-66; Watts 12-47; Cobb 2-6. SAM - Williams 16-178; Larry 10-128; Eubank 11-43; Preston 5-37; Gates 6-34; Barnett 3-11; Clark 1-6; Pederson 1-2; Johns 1-(-2).

PASSING: VMI - Cobb 18-25-2-117; Alford 2-3-0-28. SAM - Eubank 6-9-0-66; Barnett 5-6-0-26.

RECEIVING: VMI - Watts 6-50; Forlines 4-25; Jacob 3-27; Sanders 2-15; Nicholson 2-4; Turner 1-17; Burton 1-4; Lewis 1-3. SAM - Hamilton 2-49; Clark 2-8; Obajimi 1-19; Clay 1-11; Williams 1-7; Schmitt 1-5; Gates 1-(-1); Larry 1-(-2); Johns 1-(-4).

Late Interception Costs Keydets in 27-24 Loss to Mercer



An interception with less than two minutes to go thwarted a potential tying drive, as the Mercer Bears edged the VMI Keydets, 27-24, in Southern Conference football action Sept. 27 in Lexington, Va. It was the first meeting ever between the programs.

With 1:32 remaining and VMI (1-4, 0-2) driving into Mercer territory, Keydet quarterback Al Cobb threw a fade down the left sideline for Doug Burton, but MU defensive back Zach Jackson came from his safety position and leapt in front of the ball for the game-turning interception. From there, the Bears were able to run out the clock and preserve the margin for their first-ever SoCon victory.

In the setback, Sam Patterson led VMI with six catches for 93 yards and a touchdown. The receptions were his first catches of the season. Quarterback Cobb chipped in with a 30 for 44 day that included 322 yards and two touchdowns, but he was intercepted twice.

Mercer (4-1, 1-1 SoCon) was paced by its rushing attack that rolled up 269 yards on 53 attempts. Alex Lakes led the way with 98 yards on 20 carries. Quarterback John Russ, who entered the game ranked in the top-10 nationally in pass efficiency, was held to 12 of 22 for 176 yards.

Mercer struck first on a warm afternoon with very little wind. On their first possession, the Bears used 11 plays to go 79 yards, 34 of which came on the legs of Lakes. He then capped the push with an 18-yard dash for a score, putting the visitors up, 7-0.

The next quarter-plus was a struggle for both teams, as each squad committed two turnovers before the Keydets tied the game in the second quarter by taking advantage of one of those miscues. Chandler Curtis, the current SoCon Special Teams Player of the Week, fumbled a punt at the Mercer 13 and James Fruehan fell on the loose ball. The Keydets then scored four plays later on a one-yard run by Jabari Turner, his sixth rushing touchdown in three games, to tie the score 7-7.

Mercer then took over with 2:55 left in the half and responded immediately. The Bears went 75 yards in just 1:15 and scored on a nifty misdirection reverse run by Curtis, a 23-yard dash that made it 13-7. Joe Nelson then blocked the ensuing point after.

That would not end the first half scoring, however, as the teams traded interceptions on the next two plays, with Damian Jones logging the Keydet pick with 1:12 left in the half. Cobb then accounted for 26 yards on the next three plays and got the Keydets into the endzone with an eight-yard touchdown pass to J.C. Garvin.

Garvin's first career touchdown catch allowed the Keydets to go into the locker room with a 14-13 halftime lead, thanks in large part to Cobb's 14 of 18 performance over the first 30 minutes.

The third quarter was critical, as Mercer would outgain the Keydets 206-67 in the period and outscore the home team 14-3. That got underway right away, as Mercer took the kickoff and went 75 yards in eight plays to retake the lead, 20-14, on a one-yard touchdown run by Lakes.

After a Keydet punt that saw the Bears pinned to their own 4-yard line, the visitors put together perhaps the game's decisive drive. Mercer went 96 yards on seven plays and scored on a 62-yard reception by Curtis, giving MU a 27-14 lead with 6:58 left in the third.

The Keydets then saw Dillon Christopher boom a 49-yard field goal on their next possession to cut into that margin, and with 5:36 left in the third quarter, it was 27-17 Mercer. That was the score at the end of the third quarter, and after an exchange of punts in the fourth, the Keydets cut into their deficit again.

VMI took over at its own 19 and Cobb quickly found Burton for 28 yards. Seven plays later, a 28-yard connection to Patterson was good for a touchdown and a 27-24 score with 6:36 to go.

VMI's defense rose up on the next Mercer possession and forced a punt, giving VMI the ball with 3:34 left. An eight-yard completion to Derrick Ziglar to start the drive had a 15-yard penalty tacked on, moving the chains 23 yards. Five plays later, however, Cobb was picked down the left sideline by Jackson for the fourth Keydet turnover of the afternoon. Russ then ran for 19 yards on Mercer's next play, picking up a first down and icing the game.

Defensively, Miller Williams logged a career-high 13 tackles for the Keydets, while Fruehan forced a fumble and recovered another. Jackson had a fumble recovery and an interception for the visitors.

Mercer (4-1, 1-1)	27
VMI (1-4, 0-2)	24

Foster Stadium • Lexington, Va.
Sept. 27, 2014 • Attendance: 4490

MU	7	6	14	0	-	27
VMI	0	14	3	7	-	24

FIRST QUARTER

MU - Lakes 18 run (Zielenske kick) - 8:33

SECOND QUARTER

VMI - Turner 1 run (Christopher kick) - 2:55

MU - Curtis 23 run - 1:40

VMI - Garvin 8 pass from Cobb (Christopher kick) - 0:34

THIRD QUARTER

MU - Lakes 1 run (Lieb kick) - 11:50

MU - Curtis 62 pass from Russ (Lieb kick) - 6:58

VMI - Christopher 49 FG - 5:36

FOURTH QUARTER

VMI - Patterson 28 pass from Cobb (Christopher kick) - 6:36

	MU	VMI
First Downs	25	25
Rushes-Yards	53-269	25-91
Passing Yards	176	322
Passes (C-A-I)	12-22-1	30-44-2
Total Offense	445	413
Fumbles-Lost	2-2	2-2
Penalties	8-74	6-69
Punts-Avg.	3-36.3	3-39.0
Time of Possession	32:01	27:59

RUSHING: MU - Lakes 20-98; Mitchell 11-72; Usher 8-48; Russ 12-28; Curtis 1-23. VMI - Turner 9-48; Cobb 6-21; Ziglar 7-17; Watts 3-5.

PASSING: MU - Russ 12-22-1-176. VMI - Cobb 30-44-2-322.

RECEIVING: MU - Palmer 5-60; Jones 3-22; Curtis 1-62; Brown 1-19; Mitchell 1-9; Marshall 1-4. VMI - Patterson 6-93; Burton 5-66; Sanders 5-44; Nicholson 4-50; Ziglar 3-21; Watts 3-15; Forlines 1-15; Garvin 1-8; Jacob 1-7; Turner 1-3.

Keydets Fall to #14 Chattanooga, 55-7

The nationally-ranked defense of the #14 Chattanooga Mocs lived up to its billing, shutting down VMI and handing the Keydets a 55-7 Southern Conference loss Saturday afternoon at Finley Stadium in Chattanooga, Tenn. The game was the first meeting between the programs since 2002.



VMI, which fell to 1-5 overall and 0-3 in the SoCon, entered the contest with one of the top passing teams at the FCS level, but the Mocs (3-2, 2-0), ranked 20th in FCS and second in the Southern Conference in total defense, kept up their stingy ways. UTC held VMI to just 165 yards of total offense while recording four quarterback sacks and forcing three Keydet turnovers.

Chattanooga kept VMI off the scoreboard until just 36 seconds remained in the game and red-shirt sophomore quarterback Hayden Alford dove into the end zone from a yard out. Alford's touchdown was set up by his 44-yard completion to Calvin Michie, as well as the QB's 11-yard scramble that got the Keydets down to the one-yard line.

VMI, which had been averaging over 400 yards of offense per game, including 298 passing yards per contest, never got on track. Cobb completed just six of 18 passes for 42 yards, while Alford was 4-for-9 for 70 yards and an interception.

On the other side, UTC piled up 555 total yards, including 322 yards on the ground. Quarterback Jacob Huesman did most of the damage for the Mocs, rushing for 99 yards and two touchdowns on nine carries and completing 15 of 22 passes for 178 yards and four scores.

The two teams battled back and forth through most of the first quarter, and the game remained scoreless until Huesman hooked up with Derrick Craine on a 23-yard scoring strike with 1:40 to play in the period. UTC would then score on its next six possessions to take a commanding 34-0 halftime lead en route to the victory. The Keydets did block a kick in the second quarter, turning back an extra point for their fourth blocked kick attempt of the year. Coming into the weekend, that number would have been one off the FCS lead.

Defensively, VMI was led by junior linebacker Caleb Lindsey, who recorded eight tackles, and sophomore defensive back Alijah Robinson, who was in on six stops. Junior Alex James had two tackles and recovered a fumble for the Keydets.

VMI will be back on the road next Saturday when the Keydets travel to Annapolis, Md., to take on Navy. Game time is set for 3:30 p.m.

VMI (1-5, 0-3) 7
#14 UTC (3-2, 2-0) 55

Finley Stadium • Chattanooga, Tenn.
 Oct. 4, 2014 • Attendance: 8848

VMI	0	0	0	7	-	7
#14 UTC	7	27	14	7	-	55

FIRST QUARTER

UTC - Craine 23 pass from Huesman (Ribeiro kick) - 1:40

SECOND QUARTER

UTC - Huesman 6 run (Ribeiro kick) - 14:17
 UTC - Board 26 pass from Huesman (Ribeiro kick) - 10:14
 UTC - Shafaat 17 pass from Huesman - 4:18
 UTC - Shafaat 18 pass from Huesman (Ribeiro kick) - 1:16

THIRD QUARTER

UTC - Huesman 44 run (Ribeiro kick) - 12:31
 UTC - Stewart 21 pass from Bennifield (Ribeiro kick) - 5:\$1

FOURTH QUARTER

UTC - Green 13 run (Ribeiro kick) - 4:01
 VMI - Alford 1 run (Christopher kick) - 0:36

	VMI	UTC
First Downs	9	25
Rushes-Yards	29-53	49-322
Passing Yards	112	233
Passes (C-A-I)	10-27-1	19-27-0
Total Offense	165	555
Fumbles-Lost	2-2	1-1
Penalties	5-25	8-56
Punts-Avg.	9-39.9	3-38.0
Time of Possession	26:08	33:52

RUSHING: VMI- Stout 7-36; Turner 6-11; Ziglar 7-10; Alford 4-9; Watts 2-7; Cobb 3-(-20). **UTC** - Huesman 9-97; Bennifield 4-70; Bagley 10-55; Craine 5-53; Green 10-36; Tyson 7-17; Williams 1-4; Roberson 1-2.

PASSING: VMI- Cobb 6-18-0-42; Alford 4-9-1-70. **UTC** - Huesman 15-22-0-178; Bennifield 4-5-0-55.

RECEIVING: VMI - Michie 2-54; Sanders 2-23; Jacob 1-9; Turner 1-7; Patterson 1-6; Ziglar 1-5; Forlines 1-4; Nicholson 1-4. **UTC** - Stewart 6-71; Board 4-64; Shafaat 4-49; Craine 1-23; Borishade 1-13; Davis 1-9; Bagley 1-3; Stovall 1-1.

VMI Falls at Navy, 51-14



Despite the Virginia Military Institute football team cutting the lead to 14-7 at the United States Naval Academy, the Midshipmen scored 23 unanswered points over 5:19 in the second quarter en route to a 51-14 win at Navy-Marine Corps Memorial Stadium Saturday afternoon, October 11.

Navy (3-4) jumped out to a 14-0 lead in the first quarter before the Keydets capitalized on a Midshipmen miscue as Joe Nelson forced a fumble that was recovered in the end zone by Damian Jones for VMI touchdown, cutting Navy's lead in half.

But the Midshipmen scored 23 points in the second quarter to take a 37-7 lead at halftime, followed by another touchdown in each of the third and fourth quarters. VMI (1-6) was held off the board until the waning moments of the game as Chad Jacob caught a one-yard pass from redshirt freshman Al Cobb for a 51-14 final.

Cobb finished the cold and windy day with 202 yards passing, completing 26 of his 40 pass attempts, including the touchdown pass. He hit 11 different receivers, including Dane Forlines five times for 51 yards. Aaron Sanders caught another four passes from Cobb for 38 yards. Forlines and Taylor Stout had the longest receiving plays for VMI, each grabbing a 19-yard pass.

VMI netted 60 yards on the ground, paced by Derrick Ziglar's 32 on nine carries. Jabari Turner also ran nine times for 30 yards. In the second quarter, a snap sailed over Hayden Alford's on a punt attempt, going out of the back of the end zone and resulting in a safety after a loss of 31 yards.

Navy kept its offensive attack on the ground, covering 350 yards along with five rushing touchdowns. Noah Copeland was the game's top runner, going for 107 yards on eight carries and a touchdown. Early in the game, Copeland broke off a 64-yard for the game's first score. Chris Swain ran for another 58 yards on 11 attempts. Navy got rushing touchdowns from quarterbacks Tago Smith and Will Worth, as well as Quinton Singleton and Geoffrey Whiteside.

Smith, who fumbled the ball recovered by VMI for a touchdown, completed three of his five passes, including one for a touchdown to Copeland for the final score of the first half. Worth attempted one pass but was picked off late in the game by VMI's Chris Copeland.

Defensively, VMI was led by Nelson and Miller Williams, who had seven tackles each. Nelson's forced fumble set up VMI's first fumble recovery for a touchdown this season while also logging a tackle for a two-yard loss. Logan Staib finished with six tackles, including a pair that dropped the Mids for seven yards, and was credited with a pass break up. Allen Cratsenberg finished with six tackles with John Washington and Denton Ensminger had five each.

Navy scored twice in the first quarter, as Noah Copeland and Whiteside each scored rushing touchdowns. Copeland wasted no time, scoring on Navy's first possession on a three-play, 72-yard drive that took just over a minute off the clock. Whiteside's touchdown came with just eight seconds left in the first quarter.

But the Keydets, who played their second game at Navy in the last three seasons, cut the advantage in half on Jones' fumble recovery with five minutes gone by in the second quarter. Navy took advantage of the punting miscue, followed by three more touchdowns in the second quarter for a 37-7 halftime lead.

VMI's defense held up well after the break, holding Navy to a three-and-out on its first possession of the second half. The offense gave its opposites a break with a drive that ate six minutes of clock early in the third stanza, aiding in VMI's time of possession advantage of nearly 35 minutes.

Navy scored just once in each quarter of the second half, with Smith scoring on a two-yard scamper, set up by a 32-yard pass to Whiteside, down to the VMI two-yard line. Worth ran in a one-yard touchdown with six minutes left in the third quarter.

The Keydets had the final touchdown of the day as Cobb engineered a drive that nearly ran out the clock, covering 65 yards on 10 plays. The redshirt freshman handed it off to Jacob for VMI's second touchdown of the game.

VMI (1-6)	14
Navy (3-4)	51

Navy - Marine Corps Memorial Stadium • Annapolis, Md. Oct. 11, 2014 • Attendance: 33,812

VMI	0	7	0	7	-	14
NAVY	14	23	7	7	-	51

FIRST QUARTER

NAVY - Copeland 64 run (Grebe kick) - 11:44
NAVY - Whiteside 4 run (Grebe kick) - 0:08

SECOND QUARTER

VMI - Jones 0 fumble recovery (Christopher kick) - 10:03
NAVY - Safety - 5:19
NAVY - Singleton 14 run (Grebe kick) - 3:01
NAVY - Gaines 39 INT return (Grebe kick) - 2:05
NAVY - Copeland 16 pass from Smith (Grebe kick) - 1:05

THIRD QUARTER

NAVY - Smith 2 run (Grebe kick) - 4:48

FOURTH QUARTER

NAVY - Worth 1 run (Grebe kick) - 5:52
VMI - Jacob 1 pass from Cobb (Christopher kick) - 0:14

	VMI	NAVY
First Downs	15	20
Rushes-Yards	30-60	49-352
Passing Yards	202	82
Passes (C-A-I)	26-40-1	3-6-1
Total Offense	262	434
Fumbles-Lost	1-0	1-1
Penalties	1-0	3-20
Punts-Avg.	5-30.4	3-43.3
Time of Possession	34:38	25:22

RUSHING: VMI - Ziglar 9-32; Turner 9-30; Stout 3-16; Watts 3-11; Cobb 5-2. **NAVY** - Copeland 8-107; Swain 11-58; Romine 2-51; Sanders 4-46; Smith 9-24; Singleton 4-21; Osborne 1-10; Worth 3-10; Daniel 1-10; Ezell 2-8; Whiteside 3-8.

PASSING: VMI - Cobb 26-40-1-202. **NAVY** - 3-5-0-82; Worth 0-1-1-0.

RECEIVING: VMI - Forlines 5-51; Sanders 4-38; Stout 3-32; Lewis 3-16; Turner 3-8; Jacob 2-15; Watts 2-8; Patterson 1-15; Nicholson 1-8; Ziglar 1-8; Burton 1-3. **NAVY** - Tillman 1-34; Whiteside 1-32; Copeland 1-16.

Keydets Fall in Double OT Thriller, 47-41



A Kenny Cook touchdown catch in the second overtime was the difference as the Gardner-Webb Runnin' Bulldogs eked out a 47-41 double overtime victory over the VMI Keydets in non-conference football action Saturday at Lexington, Va.'s Foster Stadium. It was VMI's first overtime game of the 2014 season and was played before a crowd of 6,624, VMI's largest attendance since the 2012 Military Classic of the South against The Citadel.

After VMI (1-7) entered the fourth quarter down 31-13, the Keydets stormed back and led briefly before a late GWU (4-3) field goal forced overtime. Both teams scored quickly in the first overtime, with the visitors doing so on a J.J. Hubbard touchdown run and VMI converting an Al Cobb to Aaron Sanders 25-yard touchdown pass.

In the second overtime, however, the Keydets were unable to put points on the board after three incompletions and a sack led to a missed 36-yard field goal. GWU took advantage immediately, as quarterback Lucas Beatty found Cook in the left corner of the end zone for the game-winner.

Cook's game-winning grab gave him 251 yards receiving for the game, breaking a facility record previously set in 1997, and was just one of a litany of records set on the day. Cook's quarterback, Beatty, went 25 of 42 for 430 yards and five touchdowns, and broke VMI alumnus Dave Brown's Alumni Memorial Field mark for passing yards in the process.

Meanwhile, Keydet quarterback Al Cobb went 34 for 53 for 351 yards and six touchdowns, each of which came to a different receiver. The touchdown figure was a new school record and tied for the second-most in a single game in SoCon history, while the 34 completions tied a VMI mark and the yardage was the fifth-most ever posted by a Keydet.

Gardner-Webb jumped out to an early lead on the beautiful fall day in Lexington, as Beatty threw a pair of first quarter touchdowns to put his team up, 14-0, after one period. The Keydets got on the board with 5:46 left in the half, when Matthew Nicholson hauled in his second touchdown grab of the year; a 19-yard strike from Cobb to make it a 14-6 contest. The extra point was missed, a miss that would prove costly later on. The teams traded scores in the final two minutes of the half. GWU put together an 11-play, 92-yard drive and capped it with Beatty's 29-yard pass to Deonte Swinton to grab a 15-point lead, 21-6. The Runnin' Bulldogs left too much time for Cobb and company, however, a theme that would return in the second half on both sides.

VMI was forced to punt after the touchdown, but a stop and a 15-yard punt by Andrew Komornik gave the Keydets prime field position. Cobb took advantage by completing three quick passes, the last of which was good for a 22-yard touchdown to Doug Burton and a 21-13 halftime score. The Runnin' Bulldogs struck again to start the second half, as on the second play from scrimmage, Beatty found Cook down the left sideline for an 80-yard touchdown and a 28-13 GWU lead. Gardner-Webb then kicked a field goal on its next drive and had a game-high 18-point cushion, 31-13, with 5:43 left in the third quarter.

That would be the score entering the fourth period, but the Keydets strung together a nine-play, 64-yard drive to get back in the game. Two third-down conversions by Deon Watts were crucial, and Cobb capped the push with a three-yard touchdown pass to Kyle Vardo. With 12:09 left, the Keydets were down 31-20.

After one first down, the Keydet defense stiffened and forced a punt. Cobb picked right up where he left off on the previous drive - A nine-play, 69-yard drive saw him go 6 for 7, including a fourth-down conversion to Aaron Sanders. Dane Forlines grabbed a 12-yard touchdown at the end of the drive, but the two-point conversion failed and the score was 31-26 with 5:56 to go.

Beatty made perhaps his only mistake of the day on GWU's next play from scrimmage. A deep ball over the middle was intercepted by freshman Greg Sanders and returned to the Gardner-Webb 15, giving the Keydets a golden opportunity. VMI cashed in on 4th down, as Cobb found Watts for a 10-yard touchdown and a 34-31 lead, VMI's first lead of the day. The 21-point fourth quarter was VMI's first since last year's game against Presbyterian, but there was still 4:03 left on the clock.

The visitors capped regulation with a comeback of their own. A clutch 23-yard pass on 4th and 20 gave GWU new life, allowing it to continue a 61-yard, 15-play drive that ran off nearly all of the time remaining. Kicker Paul Schumacher converted a 43-yard field goal to cap that drive and tie the game, 34-34, as the contest headed into overtime.

The Keydets won the toss and chose defense to begin overtime, an interesting note because in regulation this year, VMI has received the ball to start all eight contests thus far. Regardless, Beatty found Cook with a 23-yard pass to start the first possession and one play later, Hubbard scored for a 41-34 GWU lead. Cobb needed only one play to connect with Sanders and tie the game, 41-41, giving VMI the ball to start the second overtime.

After a first down completion to Burton, Cobb was sacked and two plays later, Dillon Christopher was wide left from 36 yards out, giving GWU the ball. The Runnin' Bulldogs ended the game on the next play with Cook's game-winning grab. In addition to those standouts previously mentioned, Sam Patterson equaled a career-high with seven catches, while Gardner-Webb's Jeffrey Pegues posted 20 tackles on defense.

Gardner-Webb (4-3) 47
VMI (1-7) 41

Foster Stadium • Lexington, Va.
Oct. 18, 2014 • Attendance: 6,624

GWU	14	7	10	3	13	- 47
VMI	0	13	3	21	7	- 41

FIRST QUARTER

GWU - Jones 1 pass from Beatty (Schumacher kick) - 8:36
GWU - Estes 23 pass from Beatty (Schumacher kick) - 5:52

SECOND QUARTER

VMI - Nicholson 19 pass from Cobb - 5:46
GWU - Swinton 29 pass from Beatty (Schumacher kick) - 1:58
VMI - Burton 22 pass from Cobb (Christopher kick) - 0:11

THIRD QUARTER

GWU - Cook 80 pass from Beatty (Schumacher kick) - 14:07
GWU - Schumacher 26 FG - 5:43

FOURTH QUARTER

VMI - Vardo 3 pass from Cobb (Christopher kick) - 12:09
VMI - Forlines 12 pass from Cobb - 5:56
VMI - Watts 10 pass from Cobb (Forlines pass from Cobb) - 4:03
GWU - Schumacher 43 FG - 0:07

OVERTIME

GWU - Hubbard 2 run (Schumacher kick) - OT 1
VMI - Sanders 25 pass from Cobb (Christopher kick) - OT 1
GWU - Cook 25 pass from Beatty - OT 2

	GWU	VMI
First Downs	27	26
Rushes-Yards	38-99	24-62
Passing Yards	451	351
Passes (C-A-I)	27-45-1	34-53-0
Total Offense	550	413
Fumbles-Lost	0-0	0-0
Penalties	9-66	5-40
Punts-Avg.	4-28.8	4-41.2
Time of Possession	31:40	28:20

RUSHING: VMI - Turner 9-30; Watts 7-21; Ziglar 4-10; Cobb 3-5. **GWU-** Hubbard 13-76; Lewis 8-17; Jones 1-9; Clark 3-5; Maxwell 5-3; Beatty 6(-4); Jackson IV 1(-6).

PASSING: VMI - Cobb 34-53-0-351. **GWU** - Beatty 25-42-1-430; Maxwell 2-2-0-21.

RECEIVING: VMI - Patterson 7-75; Burton 6-85; Sanders 6-61; Watts 5-64; Forlines 4-35; Nicholson 2-25; Jacob 1-6; Johnson 1-4; Vardo 1-3; Ziglar 1(-7). **GWU** - Cook 12-251; Estes 5-79; Swinton 3-64; Cranfill 3-34; Jackson IV 2-13; Hubbard 1-9; Jones 1-1.

VMI Falls to Wofford, 38-3

The Wofford College Terriers scored the first 17 points of the game to take the lead for good, and went on to a 38-3 win over the VMI Keydets in Southern Conference football action Oct. 25 at Gibbs Stadium in Spartanburg, S.C.

Wofford (5-3, 3-1 SoCon) finished the game with 374 yards on the ground and a 499-197 edge in total offense. The Keydets (1-8, 0-4) were led in defeat by Sam Patterson, who caught five passes for 58 yards, and Alex Keys, who posted a career-high 11 tackles.



The Terriers dominated time of possession holding the ball 36:18 that was also aided by 9 of 15 conversions on third down. The Keydets ran 24 fewer snaps than the Terriers and were held to 139 yards passing -the second lowest output of the year.

Wofford opened the game by marching 75 yards in 10 plays and was keyed by "B" back Lorenzo Long who rushed six times for 64 yards including a one-yard dive into the end zone on a fourth and goal. Long had a 38-yard burst to the VMI 21 and another third down conversion end run by slotback Will Gay successfully converted a third and 15 from the Terrier 20. David Marvin's extra point was good and the hosts assumed a 7-0 lead with 9:23 left in the opener quarter.

Cobb was picked off by linebacker Drake Michaelson on VMI's third play from scrimmage and the Keydet defense was back on the field with Wofford in possession at the VMI 18. The Keydets nearly got the ball back when Weimer coughed up the ball five yards deep in the backfield but Wofford lineman T.J. Chamberlin was able to pounce on the football at the VMI 19. On the next play, Weimer was able to convert a third and 11 scoring pass to wide out Will Irwin who made an over the shoulder snag at the VMI 5 before striding in the right corner of the end zone for his second touchdown reception of the year. Marvin tacked on the extra point to extend the lead to 14-0 with 7:21 remaining in the opening period.

Following a three and out by the Keydets on the next possession, VMI punted the ball away to the Wofford 22. Terrier slot-back Octavius Harden ripped off a 41-yard run to the VMI 37 to threaten the red zone again, but on the next snap freshman defensive back Greg Sanders picked off a Weimer pass in the end zone for his second interception in as many weeks. The Keydets moved the ball to the Wofford 32 as the first quarter entered its final minutes, but had to punt away to the Wofford 3 following a well-executed effort by VMI punter Hayden Alford. The Terriers then embarked on their longest drive of the day - 22 plays, 88 yards, and 12:02 consumed off the second quarter clock before settling for a 27-yard field goal by David Marvin which pushed the lead to 17-3 at the 5:08 mark of the first half.

VMI's lone scoring drive of the day took place on the ensuing possession when sophomore Dillon Christopher converted a 41-yard field goal with 1:24 left in the second quarter. It was Christopher's fourth successful field goal attempt and first since the Mercer game in week five of the season. Wofford, sparked by a 40-yard pass play to Irwin at the VMI 27, was able to punch in a final TD with :01 left in the first half when Weimer reversed course on a scramble to the wide side of the field and dove in for the score on a third and goal from the VMI one yard line. Marvin's extra point sent the teams to the locker room with a 17-3 Wofford lead.

VMI took opening possession in the third quarter for the first time this season but had to punt away to the Terrier 32. The Terriers then assembled an 11-play, 68 yard drive highlighted by Long who rushed seven times for 33 yards and punched in his second TD of the game with a two-yard dive at the 7:41 mark of the third quarter that extended Wofford's lead to 31-3 with 7:41 left in the third quarter.

VMI's deepest penetration into Wofford territory was on its next drive that wrapped around the final minutes of the third period and opening moments of the fourth quarter. The Keydets pounded the ball on the ground including seven straight rushes by Watts and moved the ball to the Wofford 6. On the opening play of the fourth quarter and facing a fourth and 2 from the Wofford 6, Cobb's completed pass to Sam Patterson in the back of the end zone was ruled out of bounds - ending VMI's best touchdown threat of the day.

The Terriers capped the scoring when reserve "B" back Chris Martin punched in a four-yard burst of the middle with 2:04 left in the game. Long (125 yards, 2 TDs) and Harden (100 yards, 1 TD) both hit the century mark in rushing yards while Weimer, making his second consecutive start at QB for Wofford, completed five of seven passes for 85 yards and a touchdown and rushed for 32 yards and a score.

VMI (1-8, 0-4) 3
Wofford (5-3, 3-1) 38

Gibbs Stadium • Spartanburg, S.C.
 Oct. 25, 2014 • Attendance: 8,010

VMI	0	3	0	0	-	3
Wofford	14	10	7	7	-	38

FIRST QUARTER

WOF - Long 1 run (Marvin kick) - 9:23
 WOF - Irwin 19 pass from Weimer (Marvin kick) - 7:21

SECOND QUARTER

WOF - Marvin 27 FG - 5:08
 VMI - Christopher 41 FG - 1:21
 WOF - Weimer 1 run (Marvin kick) - 0:01

THIRD QUARTER

WOF - Long 2 run (Marvin kick) - 7:41

FOURTH QUARTER

WOF - Martin 4 run (Marvin kick) - 2:04

	VMI	WOF
First Downs	14	23
Rushes-Yards	21-58	65-374
Passing Yards	139	125
Passes (C-A-I)	17-31-2	8-11-1
Total Offense	197	499
Fumbles-Lost	1-0	3-0
Penalties	2-5	6-74
Punts-Avg.	5-41.6	2-41.0
Time of Possession	23:22	36:38

RUSHING: VMI- Watts 13-38; Turner 4-17; Cobb 3-4; Stout 1-(-1). **WOF** - Long 19-125; Harden 7-100; Gay 13-77; Weimer 9-32; Martin 4-19; Nelson 2-11; Goodson 2-8; Martin 4-6; Butler 3-0.

PASSING: VMI- Cobb 14-25-1-111; Alford 3-6-1-28. **WOF** - Weimer 5-7-1-85; Butler 2-3-0-16; Goodson 1-1-0-24.

RECEIVING: VMI - Patterson 5-58; Watts 4-15; Burton 3-21; Sanders 2-22; Forlines 2-5; Stout 1-8. **WOF** - Irwin 4-75; Francis 2-19; Windham 1-24; Christian 1-7.

Turnovers Spark Win Over Furman, 31-15

The VMI defense forced four turnovers, a season-high, and Al Cobb threw for two touchdowns and ran for another to lead the Keydets past the Furman Paladins, 31-15, in Southern Conference football action Nov. 1 at Foster Stadium in Lexington, Va. It was VMI's first SoCon football win since Nov. 16, 2002, and was the first Keydet win over Furman since the 1979 season, breaking a 21-game VMI losing streak to the Paladins.



The Keydets (2-8, 1-4 SoCon) took a commanding 17-0 lead into halftime, but the second half story was the defense, which forced three fourth quarter turnovers to quell any hopes of a Furman (2-7, 1-3) comeback as the Keydets broke their six-game losing skid. The Paladins, meanwhile, dropped their seventh in a row, their longest losing streak since the 1972 season.

Alijah Robinson and Damian Jones had interceptions early in the final period, but it was Greg Sanders who sealed the VMI win. With just over two minutes to go, Sanders picked off PJ Blazejowski to ensure that the Keydets would triumph. It marked the third consecutive game with an interception for true freshman Sanders, and the three interceptions equaled VMI's most in a single game since Oct. 23, 2010, when the Keydets logged four against Charleston Southern.

Offensively, Cobb went 24 for 37 for 239 yards and two touchdowns, the completions giving the Keydets a single-season record for team completions. Cobb also set the VMI record for most pass attempts in a season (350), surpassing Al Comer's 348 in 1985. The redshirt freshman also ran for a career-high 49 yards on 11 carries and helped his team to a startling 12 of 19 effort on third-down conversions.

The cool, blustery fall day got started with a slow first quarter. Dillon Christopher booted a 21-yard field goal for the game's first points late in the opening period, giving the Keydets a 3-0 advantage.

That lead expanded midway through the second period. Ryan Francis forced a Blazejowski fumble that Joe Nelson recovered, and the Keydets promptly went 41 yards in six plays. Dane Forlines made a 19-yard touchdown catch on 3rd and 14, and after a Christopher point after, the Keydets led 10-0.

VMI added on at the end of the period, thanks to one of its longer drives of the season. A 12-play, 84-yard drive pushed the VMI margin to 17, helped by a key play on 3rd and 10 early in the effort. Cobb ran 20 yards on a scramble and drew a personal foul penalty as well, tacking on another 15 yards and moving the Keydets into Furman territory. A 30-yard pass to Deon Watts set up the Keydets with a first and goal at the two, and two plays later, Cobb scored on a quarterback sneak to make it 17-0, Keydets at halftime. It was the first time VMI had blanked an opponent in the first half since Nov. 2, 2013 at Liberty.

After a key dropped pass on third down of the opening Furman drive, the Keydets got the ball at the 12:09 mark and promptly went 55 yards in the next nine plays. Another third down conversion, this one to Sam Patterson, was the key play and Jabari Turner capped the drive with a one-yard touchdown run, giving the Keydets a 24-0 edge with just over nine minutes to go.

The Paladins got on the board on their next drive, as Blazejowski found Chad Scott for a 28-yard touchdown pass with 4:55 left in the period to cut the VMI lead to 24-7. The touchdown for Furman ended a scoreless drought of 120:12, dating back to the team's game two weeks ago at South Carolina.

The Keydets seemed to put the game away early in the fourth quarter. The teams traded turnovers early in the period, as Cobb was intercepted by Marcus McMorris at the 9:35 mark, but Blazejowski gave the ball right back with a pick of his own just one play later. The VMI interception was returned to the Furman 16 by Alijah Robinson, and just two plays later, Cobb found J.C. Garvin for a 14-yard touchdown and a 31-7 VMI lead.

Damian Jones picked off the Furman quarterback on the Paladins' next possession, but VMI could not take advantage. After a muffed punt gave the visitors excellent field position, they quickly took advantage. A Blazejowski 28-yard touchdown to Duncan Fletcher cut the margin, and ensuing two-point play by the same combination, made it a 31-15 game with 4:53 showing on the clock. Aaron Sanders recovered the onside kick, however, and after a final VMI punt, Sanders quashed a 53-yard Furman drive with his game-clinching interception.

Francis finished with 12 tackles, 2.5 for loss, for the Keydets, while Forlines tied his career-high with five catches. Blazejowski finished 20 of 37 with two touchdowns and three interceptions for the Paladins. The Keydets held Furman to 299 yards of total offense, the lowest output by a Keydet opponent since Gardner-Webb had 295 last Nov. 9.

Furman (2-7, 1-3)	15
VMI (2-8, 1-4)	31

Foster Stadium • Lexington, Va.
Nov. 1, 2014 • Attendance: 3624

FUR	0	0	7	8	-	15
VMI	3	14	7	7	-	31

FIRST QUARTER

VMI - Christopher 21 FG - 3:52

SECOND QUARTER

VMI - Forlines 19 pass from Cobb (Christopher kick) - 7:44

VMI - Cobb 1 run (Christopher kick) - 0:25

THIRD QUARTER

VMI - Turner 1 run (Christopher kick) - 9:02

FUR - Scott 28 pass from Blazejowski (Townes kick) - 4:55

FOURTH QUARTER

VMI - Garvin 14 pass from Cobb (Christopher kick) - 8:29

FUR - Fletcher 28 pass from Blazejowski (Fletcher pass from Blazejowski) - 4:53

	FUR	VMI
First Downs	15	23
Rushes-Yards	20-82	44-138
Passing Yards	217	239
Passes (C-A-I)	20-37-3	24-37-1
Total Offense	299	377
Fumbles-Lost	1-1	2-1
Penalties	5-50	4-44
Punts-Avg.	6-40.2	6-30.7
Time of Possession	22:57	37:03

RUSHING: FUR - McCloud 9-55;

Blazejowski 7-22; Garcia 4-5. **VMI** - Cobb 11-49; Turner 12-31; Watts 10-28; Ziglar 9-28; Forlines 1-3.


PASSING: FUR - Blazejowski 20-37-3-217.

VMI - Cobb 24-37-1-239.

RECEIVING: FUR - Scott 4-38; Snellings 3-

31; Fletcher 2-33; Garcia 2-28; Schumpert 2-19; Dingess 2-18; McCloud 2-6; McCarter 1-34; Skogen 1-10; Mall 1-0. **VMI** - Forlines 5-45; Sanders 4-51; Patterson 4-36; Watts 3-32; Burton 2-22; Ziglar 2-15; Garvin 1-14; Nicholson 1-9; Lewis 1-9; Jacob 1-6.

Cobb Adds More Marks But Keydets Fall at WCU, 42-27



VMI redshirt freshman quarterback Al Cobb added more records to his outstanding debut season, but the Western Carolina Catamounts were able to hold off a second half VMI charge to down the Keydets, 42-27 before 8,339 at E.J. Whitmire Stadium Saturday afternoon, November 15.

Cobb completed 19 of 45 passes for 321 yards and two touchdowns and became the VMI single season passing leader with 2,575 yards and also set a new mark for single season total offense with 2,673 yards.

The Keydets had no answer however, for WCU quarterback Troy Mitchell who completed 32 of 42 passes for 339 yards and tossed five touchdowns, four that came in the first half and helped the Catamounts build a pair of 21-point leads.

The Keydets (2-9, 1-5) rallied to twice pull within a score in the second half and moved the ball to the WCU 39-yard line trailing 35-27, but linebacker Christon Gill picked off a Cobb pass and returned it to the WCU 40 with 6:40 remaining. Two plays later, Mitchell scampered to the end zone on a 55-yard keeper around right end to repel VMI's last serious threat of the game.

The Catamounts (7-4, 5-2) outgained VMI, 640-471 and converted 10 of 16 third downs while balancing their attack with 339 passing yards and 301 rushing yards. Four of Mitchell's TD teamed with redshirt junior Karnorris Benson who finished with eight catches for 127 yards. Sophomore Terryon Robinson snagged 12 receptions for 127 yards to top the Catamount charts.

Two Catamounts backs produced 100-yard games as Darius Ramsey rushed for a game-high 128 yards on 19 carries and Mitchell contributed 109 yards and his decisive fourth-quarter score.

Sophomore Aaron Sanders led VMI receivers with four catches for 119 yards and a touchdown while junior Sam Patterson added five catches for 67 yards for the visitors.

The VMI offense surpassed the 100-yard rushing mark for the second straight game with 150 yards on the ground. Senior Deon Watts gained 60 yards on seven carries and scored a touchdown while Cobb added 45 yards on the ground.

Freshman linebacker Alan Cratsenburg led the Keydet defensive charts with 17 tackles including eight solo stops and outside linebacker Ryan Francis contributed 12 tackles including eight solos.

Western Carolina was led defensively by Gill who logged eight tackles to go along with his crucial fourth quarter interception that stemmed the Keydet momentum.

The Mitchell-Benson TD connection helped WCU race to a 21-0 advantage with 10:18 to go in the second quarter and the contest had the makings of a rout before VMI got on the board with a 4-play, 65-yard drive capped by a Watts 9-yard burst up the middle. Watts added a 27-yard rush earlier in the scoring possession and a 44-yard completion from Cobb to Sanders to the WCU 9 set up VMI's first score of the game one play later.

The Catamounts countered to push their lead back to 28-7 when Mitchell flipped a 28-yard TD pass to a wide open Benson at the 4:53 mark of the second quarter, but VMI closed out the first-half scoring when sophomore Dillon Christopher knocked through a 45-yard field goal to cut the lead to 28-10 at halftime. It was Christopher's third field goal from 40 or more yards this season.

The VMI offense found its rhythm in the second half and took the opening drive 89 yards in five plays and scored a 44-yard strike from Cobb to Sanders to cut WCU's lead to 28-17. Christopher converted a 38-yarder at the 5:02 mark of the third quarter to pull the Keydets within 28-20 on a drive that featured eight rushes and only one pass completion.

WCU got some breathing room when Miller flipped a five-yard TD pass to tight end Tyler Sexton to extend the game to 35-20 as it headed into the final period.

VMI's final push was keyed by a 10-play, 80-yard drive that ended with spectacular touchdown end zone catch by senior Doug Burton that was heavily challenged by WCU defenders. Christopher's extra point followed to pull VMI within 35-27 with 12:32 remaining, but the Keydets could pull no closer to their Southern Conference rival.

VMI (2-9, 1-5) 27

Western Carolina (7-4, 5-2) 42

E.J. Whitmire Stadium • Cullowhee, N.C.

Nov. 15, 2014 • Attendance: 8,339

VMI	0	10	10	7	-	27
WCU	14	14	7	7	-	42

FIRST QUARTER

VMI - Benson 7 pass from Mitchell (Sigmon kick) - 10:17

WCU - Benson 39 pass from Mitchell (Sigmon kick) - 5:03

SECOND QUARTER

WCU - Benson 17 pass from Mitchell (Sigmon kick) - 10:18

VMI - Watts 9 run (Christopher kick) - 8:21

WCU - Benson 28 pass from Mitchell (Sigmon kick) - 4:53

VMI - Christopher 45 FG - 1:46

THIRD QUARTER

VMI - Sanders 44 pass from Cobb (Christopher kick) - 12:35

VMI - Christopher 38 FG - 5:02

WCU - Sexton 5 pass from Mitchell (Sigmon kick) - 0:29

FOURTH QUARTER

VMI - Burton 37 pass from Cobb (Christopher kick) - 12:32

WCU - Mitchell 55 run (Sigmon kick) - 5:56

	VMI	WCU
First Downs	26	30
Rushes-Yards	28-150	45-301
Passing Yards	321	339
Passes (C-A-I)	19-45-2	32-42-1
Total Offense	471	640
Fumbles-Lost	2-1	3-1
Penalties	11-94	15-155
Punts-Avg.	4-44.0	5-38.8
Time of Possession	28:28	31:32

RUSHING: VMI - Watts 7-60; Cobb 9-45; Ziglar 5-18; Stout 3-16; Turner 3-12. WCU - Ramsey 19-128; Mitchell 12-109; Newsome 7-34; Warren 4-19; Brown 3-11.

PASSING: VMI - Cobb 19-45-2-321. WCU - Mitchell 32-42-1-339.

RECEIVING: VMI - Sanders 5-119; Patterson 5-67; Nicholson 2-36; Ziglar 2-22; Garvin 2-6; Burton 1-37; Forlines 1-19; Watts 1-15. WCU - T. Robinson 12-127; Benson 8-127; Sexton 3-32; Newsome 3-11; Moore 2-10; S. Robinson 2-4; Helms 1-25; Ramsey 1-3.

Keydets Fall to The Citadel, 45-25

The Citadel Bulldogs scored 21 points in the third quarter to pull away and went on to a 45-25 victory over the VMI Keydets in The Military Classic of the South, contested Saturday afternoon, Nov. 22 at VMI's Foster Stadium in Lexington, Va. The Bulldogs (5-7, 3-5 SoCon) retained the Silver Shako trophy awarded to the winner of the yearly contest with the victory.

VMI's season ends with a 2-10 overall record and a 1-6 mark in the SoCon.

The Keydets had recovered from an early 21-0 deficit to close within 24-19 early in the third quarter, when Aaron Sanders hauled in a 28-yard touchdown pass from Al Cobb in the opening two minutes of the period. The Bulldogs, however, scored 21 unanswered points over the final 8:27 of the quarter to pull away in the game-deciding run.

In the victory, Cobb was the standout for the Keydets, going 27 of 43 for 396 yards and two touchdowns. His yardage total was the second-highest in school history and easily a career-high for the redshirt freshman. Cobb finished his redshirt freshman season with single-season school records in yards passing, completions, attempts and passing touchdowns, but on this day, it was 397 yards rushing by the Bulldogs that was the difference.

Running backs Isiaha Smith and Jake Stenson led the way for the visitors, running for 134 and 120 yards respectively. Each also scored a touchdown on the afternoon.

Despite having its initial punt of the game blocked, The Citadel jumped out to an early 7-0 lead. On VMI's first play after the punt block, Al Cobb threw to his left, deep and to an open Matthew Nicholson. Nicholson appeared to have a sure touchdown, but dropped the ball. Two plays later, Dane Forlines fumbled after a reception, giving the Bulldogs the ball at their own 43. Eight rushes later, quarterback Aaron Miller ran it in from one yard out to put the visitors up, 7-0.

That was the score after one period, and the margin grew to 21-0 early in the second. Miller's first pass of the day was a 32-yard touchdown strike on the first play of the second quarter, and the next Bulldog drive ended with a 23-yard touchdown run by Tyler Renew. It was 21-0 when VMI started its comeback midway through the second quarter.

A 40-yard pass to Forlines jump-started a four-play, 81-yard drive that got the Keydets on the board with 5:16 left in the opening half. The extra point was no good, making it 21-6.

The Keydets scored again on their next drive, sparked again by two long passes by Cobb. The quarterback found Doug Burton for 21 yards and Aaron Sanders for 30, before finishing the effort with a five-yard strike to Forlines to make it 21-13, Citadel. The Bulldogs tacked on a field goal with just one second on the clock to account for the halftime score, 24-13.

The stories at halftime were the same as they would prove to be in the final – The Citadel rushing game and VMI's Cobb. Cobb went 12 of 16 over the first two quarters with three of those incompletions being dropped passes, while the Bulldogs ran for 234 yards on 32 attempts.

The Keydets struck quickly once again to start the second half, this time capping a four-play drive with a 28-yard touchdown strike to Sanders that cut the Citadel lead to five, 24-19. That was as close as the Keydets would get. After a Bulldog touchdown on their next drive, Greg Sanders was hit and fumbled on the ensuing kickoff. That gave Citadel a short field and it took full advantage, going 20 yards in five plays. Reggie Williams scored from seven yards out to make it 38-19, Bulldogs.

The Bulldogs added on another touchdown before the quarter ended, making it 45-19 headed to the final period. The Keydets scored on a nine-yard touchdown run by Deon Watts, with the two-point conversion failing, to account for the final margin.

Defensively, senior John Washington finished with 13 tackles in his final collegiate game, 1.5 for loss. Joe Nelson (10) and Allen Cratsenberg (11) also finished with double-digit stops in the season finale, while offensively, Aaron Sanders had seven catches for 165 yards and a touchdown, while Watts had over 100 total yards between his rushing and receiving efforts.

Malik Diggs forced two fumbles and led The Citadel with nine tackles.



The Citadel (5-7, 3-4) 45
VMI (2-10, 1-6) 25

Foster Stadium • Lexington, Va.
 Nov. 22, 2014 • Attendance: 7,097

CIT	7	17	21	0	-	45
VMI	0	13	6	6	-	25

FIRST QUARTER

CIT - Miller 1 run (Goins kick) - 9:03

SECOND QUARTER

CIT - Glover 32 pass from Miller (Goins kick) - 14:55

CIT - Renew 23 run (Goins kick) - 7:14

VMI - Watts 8 run - 5:16

VMI - Forlines 5 pass from Cobb (Christopher kick) - 1:36

CIT - Goins 30 FG - 0:00

THIRD QUARTER

VMI - Sanders 28 pass from Cobb - 13:01

CIT - Stenson 8 run (Goins kick) - 8:27

CIT - Williams 7 run (Goins kick) - 6:29

CIT - Smith 16 run (Goins kick) - 0:26

FOURTH QUARTER

VMI - Watts 9 run - 13:08

	CIT	VMI
First Downs	26	24
Rushes-Yards	66-397	23-99
Passing Yards	91	396
Passes (C-A-I)	3-7-0	27-43-0
Total Offense	488	495
Fumbles-Lost	0-0	4-2
Penalties	7-80	2-15
Punts-Avg.	4-30.0	1-35.0
Time of Possession	33:52	26:08

RUSHING: CIT - Smith 23-134; Stenson 12-120; Renew 8-54; A. Miller 14-38; V. Miller 6-30; R. Williams 3-21. **VMI** - Watts 8-52; Cobb 7-26; Turner 6-22; Ziglar 2-(-1).

PASSING: CIT - A. Miller 3-7-0-91. **VMI** - Cobb 27-43-0-396.

RECEIVING: CIT - Jordan 1-33; Glover 1-32; V. Miller 1-26. **VMI** - Sanders 7-165; Watts 7-52; Burton 4-44; Forlines 3-56; Nicholson 3-42; Jacob 1-28; Patterson 1-7; Ziglar 1-2.

VMI Football
VMI Overall Team Statistics (End of Season)
All games

Team Statistics	VMI	OPP
SCORING	290	497
Points Per Game	24.2	41.4
FIRST DOWNS	255	292
Rushing	71	166
Passing	159	108
Penalty	25	18
RUSHING YARDAGE	1243	3329
Yards gained rushing	1463	3607
Yards lost rushing	220	278
Rushing Attempts	361	547
Average Per Rush	3.4	6.1
Average Per Game	103.6	277.4
TDs Rushing	16	39
PASSING YARDAGE	3250	2628
Comp-Att-Int	285-472-12	203-314-10
Average Per Pass	6.9	8.4
Average Per Catch	11.4	12.9
Average Per Game	270.8	219.0
TDs Passing	21	26
TOTAL OFFENSE	4493	5957
Total Plays	833	861
Average Per Play	5.4	6.9
Average Per Game	374.4	496.4
KICK RETURNS: #-Yards	63-1109	38-767
PUNT RETURNS: #-Yards	22-105	21-293
INT RETURNS: #-Yards	10-134	12-192
KICK RETURN AVERAGE	17.6	20.2
PUNT RETURN AVERAGE	4.8	14.0
INT RETURN AVERAGE	13.4	16.0
FUMBLES-LOST	19-12	19-9
PENALTIES-Yards	58-479	95-945
Average Per Game	39.9	78.8
PUNTS-Yards	56-1991	46-1640
Average Per Punt	35.6	35.7
Net punt average	30.3	32.5
KICKOFFS-Yards	58-3480	83-4827
Average Per Kick	60.0	58.2
Net kick average	39.0	40.6
TIME OF POSSESSION/Game	30:42	29:18
3RD-DOWN Conversions	73/174	73/158
3rd-Down Pct	42%	46%
4TH-DOWN Conversions	7/20	16/18
4th-Down Pct	35%	89%
SACKS BY-Yards	14-76	21-124
MISC YARDS	0	18
TOUCHDOWNS SCORED	39	69
FIELD GOALS-ATTEMPTS	7-13	5-11
ON-SIDE KICKS	0-0	0-0
RED-ZONE SCORES	(32-39) 82%	(42-50) 84%
RED-ZONE TOUCHDOWNS	(28-39) 72%	(38-50) 76%
PAT-ATTEMPTS	(33-36) 92%	(64-67) 96%
ATTENDANCE	26314	85062
Games/Avg Per Game	5/5263	7/12152
Neutral Site Games		0/0

Score by Quarters	1st	2nd	3rd	4th	OT	Total
VMI	17	112	68	86	7	290
Opponents	133	162	129	60	13	497

VMI Football
VMI Team Game-by-Game (End of Season)
All games

TEAM STATISTICS

Date	Opponent	Rushing				Receiving				Passing				Kick Returns				Punt Returns				tot off
		no.	yds	td	lg	no.	yds	td	lg	cmp-att-int	yds	td	lg	no.	yds	td	lg	no.	yds	td	lg	
Aug 30	at Bucknell	36	113	1	15	27	308	4	38	27-40-0	308	4	38	5	81	0	21	3	10	0	5	421
Sep 06	at Bowling Green	35	97	1	12	30	321	0	41	30-55-1	321	0	41	7	160	0	27	2	1	0	1	418
Sep 13	DAV	37	203	4	38	21	394	2	60	21-29-0	394	2	60	4	60	0	23	2	28	1	15	597
Sep 20	at Samford	29	119	3	12	20	145	0	24	20-28-2	145	0	24	8	131	0	29	1	11	0	11	264
Sep 27	MERCER	25	91	1	17	30	322	2	36	30-44-2	322	2	36	4	112	0	40	1	4	0	4	413
Oct 04	at Chattanooga	29	53	1	11	10	112	0	44	10-27-1	112	0	44	5	88	0	22	3	8	0	8	165
Oct 11	at Navy	30	60	0	13	26	202	1	19	26-40-1	202	1	19	5	99	0	27	1	0	0	0	262
Oct 18	GARDNER-WEBB	24	62	0	14	34	351	6	25	34-53-0	351	6	25	6	132	0	30	2	26	0	20	413
Oct 25	at Wofford College	21	58	0	13	17	139	0	19	17-31-2	139	0	19	6	88	0	29	2	1	0	3	197
Nov 01	FURMAN	44	138	2	25	24	239	2	30	24-37-1	239	2	30	1	0	0	0	3	13	0	10	377
Nov 15	at Western Carolina	28	150	1	28	19	321	2	44	19-45-2	321	2	44	5	66	0	18	2	3	0	3	471
Nov 22	THE CITADEL	23	99	2	20	27	396	2	52	27-43-0	396	2	52	7	92	0	23	0	0	0	0	495
VMI		361	1243	16	38	285	3250	21	60	285-472-12	3250	21	60	63	1109	0	40	22	105	1	20	4493
		547	3329	39	68	203	2628	26	80	203-314-10	2628	26	80	38	767	0	60	21	293	3	75	5957

Games played: 12
 Avg per rush: 3.4
 Avg per catch: 11.4
 Pass efficiency: 127.82
 Kick ret avg: 17.6
 Punt ret avg: 4.8
 All purpose avg/game: 486.8
 Total offense avg/gm: 374.4

Date	Opponent	Tackles				Sacks no-yds	Fumble		Pass Defense			Blkd kick	PAT Attempts				pts		
		ua	a	total	tfl-yds		ff	fr-yds	int-yds	qbh	brup		kick	rush	rcv	saf			
Aug 30	at Bucknell	24	28	52	2.0-13	2.0-13	1	1-0	0-0	0	5	0	5-5	0	0	0	0	0	38
Sep 06	at Bowling Green	39	42	81	2.0-4	0.0-0	3	1-10	1--10	0	4	1	1-1	0	0	0	0	0	7
Sep 13	DAV	45	48	93	6.0-12	2.0-4	3	1-0	1-0	1	3	1	7-7	0	0	0	0	52	
Sep 20	at Samford	53	8	61	12.0-41	2.0-16	1	0-0	0-0	0	1	0	3-3	0	0	0	0	21	
Sep 27	MERCER	32	62	94	5.0-20	2.0-13	1	2-0	1-21	0	5	1	3-3	0	0	0	0	24	
Oct 04	at Chattanooga	49	22	71	9.0-28	1.0-1	1	1-0	0-0	1	2	1	1-1	0	0	0	0	7	
Oct 11	at Navy	34	24	58	3.0-9	0.0-0	1	1-0	1-9	1	1	0	2-2	0	0	0	0	14	
Oct 18	GARDNER-WEBB	41	44	85	8.0-39	2.0-15	0	0-0	1-27	2	3	0	3-4	0	1	0	0	41	
Oct 25	at Wofford College	43	46	89	2.0-8	0.0-0	1	0-0	1-0	0	1	0	0-0	0	0	0	0	3	
Nov 01	FURMAN	32	30	62	4.0-6	1.0-2	1	1-0	3-87	2	6	0	4-4	0	0	0	0	31	
Nov 15	at Western Carolina	56	44	100	5.0-25	0.0-0	2	1-0	1-0	2	3	0	3-3	0	0	0	0	27	
Nov 22	THE CITADEL	32	70	102	8.0-23	2.0-12	0	0-0	0-0	0	1	1	1-3	0	0	0	0	25	
VMI		480	468	948	66.0-228	14.0-76	15	9-10	10-134	9	35	5	33-36	0	1	0	0	290	
		456	450	906	55.0-201	21.0-124	15	12-19	12-192	36	45	3	64-67	0	1	1	1	497	

Date	Opponent	Punting										Field Goals			Kickoffs			
		no.	yds	avg	long	blkd	tb	fc	50+	i20	md-att	long	blkd	no.	yds	avg	tb	ob
Aug 30	at Bucknell	4	117	29.2	39	0	0	0	0	2	1-1	34	0	7	448	64.0	4	0
Sep 06	at Bowling Green	9	285	31.7	45	1	0	2	0	1	0-1	0	0	2	130	65.0	2	0
Sep 13	DAV	2	51	25.5	26	0	0	1	0	0	1-3	24	0	9	576	64.0	4	0
Sep 20	at Samford	4	142	35.5	43	0	0	0	0	1	0-0	0	0	4	246	61.5	1	0
Sep 27	MERCER	3	117	39.0	41	0	0	1	0	2	1-1	49	0	5	313	62.6	2	0
Oct 04	at Chattanooga	9	359	39.9	69	0	0	4	1	3	0-0	0	0	2	101	50.5	1	0
Oct 11	at Navy	5	152	30.4	38	0	0	2	0	2	0-1	0	1	4	246	61.5	2	0
Oct 18	GARDNER-WEBB	4	165	41.2	47	0	0	1	0	1	0-2	0	0	6	342	57.0	0	0
Oct 25	at Wofford College	5	208	41.6	50	0	0	1	1	1	1-1	41	0	2	121	60.5	1	0
Nov 01	FURMAN	6	184	30.7	49	0	0	0	0	3	1-1	21	0	6	357	59.5	1	0
Nov 15	at Western Carolina	4	176	44.0	55	0	0	1	1	1	2-2	45	0	6	370	61.7	0	0
Nov 22	THE CITADEL	1	35	35.0	35	0	0	0	0	1	0-0	0	0	5	230	46.0	0	0
VMI		56	1991	35.6	69	1	0	13	3	18	7-13	49	1	58	3480	60.0	18	0
		46	1640	35.7	50	2	2	10	2	12	5-11	43	1	83	4827	58.2	14	6

VMI Football
VMI Overall Individual Statistics (End of Season)
All games

Rushing	gp	att	gain	loss	net	avg	td	lg	avg/g
Deon Watts	12	113	517	15	502	4.4	5	28	41.8
Jabari Turner	12	108	438	14	424	3.9	7	38	35.3
Al Cobb	12	56	246	122	124	2.2	2	25	10.3
Derrick Ziglar	8	46	131	10	121	2.6	0	19	15.1
Taylor Stout	12	25	106	7	99	4.0	0	16	8.2
Dane Forlines	12	2	5	0	5	2.5	0	3	0.4
Hayden Alford	12	7	20	15	5	0.7	2	11	0.4
TEAM	8	4	0	37	-37	-9.2	0	0	-4.6
Total	12	361	1463	220	1243	3.4	16	38	103.6
Opponents	12	547	3607	278	3329	6.1	39	68	277.4

Passing	gp	effic	comp-att-int	pct	yds	td	lg	avg/g
Al Cobb	12	128.90	269-438-10	61.4	2971	20	60	247.6
Hayden Alford	12	120.28	15-29-2	51.7	245	1	44	20.4
Ryan Swingle	12	77.12	1-5-0	20.0	34	0	34	2.8
Total	12	127.82	285-472-12	60.4	3250	21	60	270.8
Opponents	12	155.91	203-314-10	64.6	2628	26	80	219.0


Receiving	gp	no.	yds	avg	td	lg	avg/g
Aaron Sanders	12	58	901	15.5	4	60	75.1
Deon Watts	12	41	315	7.7	2	30	26.2
Doug Burton	12	38	581	15.3	4	50	48.4
Dane Forlines	12	38	396	10.4	4	40	33.0
Sam Patterson	9	30	357	11.9	1	31	39.7
Matthew Nicholson	12	24	237	9.9	2	36	19.8
Chad Jacob	12	12	111	9.2	1	28	9.2
Derrick Ziglar	8	12	68	5.7	0	13	8.5
J.C. Garvin	9	7	65	9.3	2	19	7.2
Jabari Turner	12	7	42	6.0	0	17	3.5
Andrew Lewis	12	5	28	5.6	0	9	2.3
Taylor Stout	12	4	40	10.0	0	19	3.3
Calvin Michie	8	3	69	23.0	0	44	8.6
Kyle Vardo	12	3	20	6.7	1	13	1.7
Darrian Johnson	12	3	20	6.7	0	9	1.7
Total	12	285	3250	11.4	21	60	270.8
Opponents	12	203	2628	12.9	26	80	219.0

Punt Returns	no.	yds	avg	td	lg
Dane Forlines	20	78	3.9	0	20
Jon Strozyk	1	0	0.0	0	0
Chris Copeland	1	27	27.0	1	15
Total	22	105	4.8	1	20
Opponents	21	293	14.0	3	75

Interceptions	no.	yds	avg	td	lg
Greg Sanders	3	72	24.0	0	45
Damian Jones	2	21	10.5	0	21
Alijah Robinson	1	42	42.0	0	42
Brendon Bock	1	0	0.0	0	0
Jon Strozyk	1	0	0.0	0	0
Chris Copeland	1	9	9.0	0	9
James Fruehan	1	-10	-10.0	0	0
Total	10	134	13.4	0	45
Opponents	12	192	16.0	1	39

Kick Returns	no.	yds	avg	td	lg
Taylor Stout	38	731	19.2	0	30
Greg Sanders	20	349	17.5	0	40
Travis Hawkins	1	7	7.0	0	7
Darrian Johnson	1	0	0.0	0	0
Kyle Vardo	1	13	13.0	0	13
Alex James	1	9	9.0	0	9
Aaron Sanders	1	0	0.0	0	0
Total	63	1109	17.6	0	40
Opponents	38	767	20.2	0	60

Fumble Returns	no.	yds	avg	td	lg
Ryan Francis	1	10	10.0	0	10
Damian Jones	0	0	0.0	1	0
Total	1	10	10.0	1	10
Opponents	1	19	19.0	0	19



VMI Overall Individual Statistics (End of Season)
All games

Scoring	td	fg	PAT				dxp	saf	pts	Total Offense	g	plays	rush	pass	total	avg/g
			kick	rush	rcv	pass										
Dillon Christopher	-	7-13	33-35	-	-	-	-	-	54	Al Cobb	12	494	124	2971	3095	257.9
Jabari Turner	7	-	-	-	-	-	-	-	42	Deon Watts	12	113	502	0	502	41.8
Deon Watts	7	-	-	-	-	-	-	-	42	Jabari Turner	12	108	424	0	424	35.3
Dane Forlines	4	-	-	-	1	-	-	-	26	Hayden Alford	12	36	5	245	250	20.8
Doug Burton	4	-	-	-	-	-	-	-	24	Derrick Ziglar	8	46	121	0	121	15.1
Aaron Sanders	4	-	-	-	-	-	-	-	24	Taylor Stout	12	25	99	0	99	8.2
Al Cobb	2	-	-	-	-	1-3	-	-	12	Ryan Swingle	12	5	0	34	34	2.8
Matthew Nicholson	2	-	-	-	-	-	-	-	12	Dane Forlines	12	2	5	0	5	0.4
J.C. Garvin	2	-	-	-	-	-	-	-	12	TEAM	8	4	-37	0	-37	-4.6
Hayden Alford	2	-	-	-	-	-	-	-	12	Total	12	833	1243	3250	4493	374.4
Sam Patterson	1	-	-	-	-	-	-	-	6	Opponents	12	861	3329	2628	5957	496.4
Chad Jacob	1	-	-	-	-	-	-	-	6							
Damian Jones	1	-	-	-	-	-	-	-	6							
Chris Copeland	1	-	-	-	-	-	-	-	6							
Kyle Vardo	1	-	-	-	-	-	-	-	6							
TEAM	-	-	0-1	-	-	-	-	-	0							
Alex James	-	-	-	-	-	-	-	-	0							
Total	39	7-13	33-36	-	1	1-3	-	-	290							
Opponents	69	5-11	64-67	-	1	1-1	-	1	497							

Field Goals	fg	pct.	01-19	20-29	30-39	40-49	50-99	lg	blk	Punting	no.	yds	avg	lg	tb	fc	i20	50+	blk
Dillon Christopher	7-13	53.8	0-1	2-3	2-4	3-5	0-0	49	1	Hayden Alford	54	1996	37.0	69	0	13	18	3	1
FG Sequence	VMI									TEAM	2	-5	-2.5	0	0	0	0	0	0
Bucknell	(34)									Total	56	1991	35.6	69	0	13	18	3	1
Bowling Green	23				33					Opponents	46	1640	35.7	50	2	10	12	2	2
DAV	49,(24),19				36,(23),33					Kickoffs	no.	yds	avg	tb	ob	retn	net	ydln	
Samford	-				-					Dillon Christopher	57	3479	61.0	18	0				
Mercer	(49)				-					Hayden Alford	1	1	1.0	0	0				
Chattanooga	-				-					Total	58	3480	60.0	18	0	20.2	39.0	25	
Navy	36				-					Opponents	83	4827	58.2	14	6	17.6	40.6	24	
Gardner-Webb	41,36				35,(26),(43)														
Wofford College	(41)				(27)														
Furman	(21)				34														
Western Carolina	(45),(38)				-														
The Citadel	-				(30),19														



VMI Football
VMI Overall Individual Statistics (End of Season)
All games

All Purpose	g	rush	rcv	pr	kr	ir	total	avg/g
Aaron Sanders	12	0	901	0	0	0	901	75.1
Taylor Stout	12	99	40	0	731	0	870	72.5
Deon Watts	12	502	315	0	0	0	817	68.1
Doug Burton	12	0	581	0	0	0	581	48.4
Dane Forlines	12	5	396	78	0	0	479	39.9
Jabari Turner	12	424	42	0	0	0	466	38.8
Greg Sanders	12	0	0	0	349	72	421	35.1
Sam Patterson	9	0	357	0	0	0	357	39.7
Matthew Nichols	12	0	237	0	0	0	237	19.8
Derrick Ziglar	8	121	68	0	0	0	189	23.6
Al Cobb	12	124	0	0	0	0	124	10.3
Chad Jacob	12	0	111	0	0	0	111	9.2
Calvin Michie	8	0	69	0	0	0	69	8.6
J.C. Garvin	9	0	65	0	0	0	65	7.2
Alijah Robinson	12	0	0	0	0	42	42	3.5
Chris Copeland	12	0	0	27	0	9	36	3.0
Kyle Vardo	12	0	20	0	13	0	33	2.8
Andrew Lewis	12	0	28	0	0	0	28	2.3
Damian Jones	12	0	0	0	0	21	21	1.8
Darrian Johnson	12	0	20	0	0	0	20	1.7
Alex James	12	0	0	0	9	0	9	0.8
Travis Hawkins	4	0	0	0	7	0	7	1.8
Hayden Alford	12	5	0	0	0	0	5	0.4
James Fruehan	12	0	0	0	0	-10	-10	-0.8
TEAM	8	-37	0	0	0	0	-37	-4.6
Total	12	1243	3250	105	1109	134	5841	486.8
Opponents	12	3329	2628	293	767	192	7209	600.8

VMI Team Game-by-Game Comparison (End of Season)
All games

Opponent	Score	First Downs				Rushing		Passing		Total Offense Plays-Yards	Return Yards	Turn- Overs
		Total	Rush	Pass	Pen	Number-Yards	Comp-Att-Int	Yards				
Bucknell	38-42	28 / 19	8 / 9	15 / 10	5 / 0	36-113 / 30-235	27-40-0 / 14-25-0	308 / 230	76-421 / 55-465	91 / 115	0 / 1	
Bowling Green	7-48	24 / 26	6 / 15	16 / 11	2 / 0	35-97 / 37-260	30-55-1 / 25-34-1	321 / 266	90-418 / 71-526	161 / 125	3 / 2	
DAV	52-24	25 / 30	9 / 12	14 / 15	2 / 3	37-203 / 40-205	21-29-0 / 29-43-1	394 / 326	66-597 / 83-531	88 / 94	0 / 2	
Samford	21-63	16 / 26	7 / 18	7 / 4	2 / 4	29-119 / 55-433	20-28-2 / 11-15-0	145 / 92	57-264 / 70-525	142 / 100	4 / 0	
MERCER	24-27	25 / 25	5 / 14	17 / 7	3 / 4	25-91 / 53-269	30-44-2 / 12-22-1	322 / 176	69-413 / 75-445	137 / 113	4 / 3	
Chattanooga	7-55	9 / 25	3 / 14	4 / 11	2 / 0	29-53 / 49-322	10-27-1 / 19-27-0	112 / 233	56-165 / 76-555	96 / 50	3 / 1	
Navy	14-51	15 / 20	4 / 17	11 / 3	0 / 0	30-60 / 49-352	26-40-1 / 3-6-1	202 / 82	70-262 / 55-434	108 / 87	1 / 2	
GARDNER-WEBB	41-47	26 / 27	2 / 8	22 / 17	2 / 2	24-62 / 38-99	34-53-0 / 27-45-1	351 / 451	77-413 / 83-550	185 / 111	0 / 1	
Wofford College	3-38	14 / 23	4 / 18	9 / 5	1 / 0	21-58 / 65-374	17-31-2 / 8-11-1	139 / 125	52-197 / 76-499	89 / 89	2 / 1	
FURMAN	31-15	23 / 15	7 / 4	14 / 9	2 / 2	44-138 / 20-82	24-37-1 / 20-37-3	239 / 217	81-377 / 57-299	100 / 154	2 / 4	
Western Carolina	27-42	26 / 30	9 / 15	14 / 13	3 / 2	28-150 / 45-301	19-45-2 / 32-42-1	321 / 339	73-471 / 87-640	69 / 138	3 / 2	
THE CITADEL	25-45	24 / 26	7 / 22	16 / 3	1 / 1	23-99 / 66-397	27-43-0 / 3-7-0	396 / 91	66-495 / 73-488	92 / 95	2 / 0	
Totals	290-497	255 / 292	71 / 166	159 / 108	25 / 18	361-1243 / 547-3329	285-472-12 / 203-314-10	3250 / 2628	833-4493 / 861-5957	1358 / 1271	24 / 19	

Opponent	3rd Down		4th Down		Time of Possession		TOP Margin	Avg Yds/Rush	Avg Yds/Pass	Avg Yds/Play	Punting		Penalties		Sacks
	Conversions	Attempts	Conversions	Attempts	Team	Opponent					Number	Avg	Number-Yards	Yards	
Bucknell	12-18 / 4-9	1-1 / 0-0	1-1 / 0-0	1-1 / 0-0	36:59 / 23:01	13:58	13:58	3.1 / 7.8	7.7 / 9.2	5.5 / 8.5	4-29.2 / 3-42.7	5-31 / 8-90	2 / 2		
Bowling Green	6-20 / 7-13	0-1 / 0-0	0-1 / 0-0	0-1 / 0-0	39:07 / 20:53	18:14	18:14	2.8 / 7.0	5.8 / 7.8	4.6 / 7.4	9-31.7 / 5-38.2	4-35 / 7-87	0 / 2		
DAV	4-9 / 3-14	0-0 / 2-2	0-0 / 2-2	0-0 / 2-2	29:44 / 30:16	-0:32	-0:32	5.5 / 5.1	13.6 / 7.6	9.0 / 6.4	2-25.5 / 5-19.4	6-55 / 8-60	2 / 1		
Samford	4-11 / 7-13	1-1 / 1-1	1-1 / 1-1	1-1 / 1-1	30:22 / 29:38	0:44	0:44	4.1 / 7.9	5.2 / 6.1	4.6 / 7.5	4-35.5 / 3-39.7	7-66 / 11-133	2 / 1		
MERCER	6-13 / 5-15	1-2 / 3-4	1-2 / 3-4	1-2 / 3-4	27:59 / 32:01	-4:02	-4:02	3.6 / 5.1	7.3 / 8.0	6.0 / 5.9	3-39.0 / 3-36.3	6-69 / 8-74	2 / 1		
Chattanooga	4-15 / 9-16	0-0 / 2-3	0-0 / 2-3	0-0 / 2-3	26:08 / 33:52	-7:44	-7:44	1.8 / 6.6	4.1 / 8.6	2.9 / 7.3	9-39.9 / 3-38.0	5-25 / 8-56	1 / 4		
Navy	4-15 / 6-9	1-4 / 0-0	1-4 / 0-0	1-4 / 0-0	34:38 / 25:22	9:16	9:16	2.0 / 7.2	5.1 / 13.7	3.7 / 7.9	5-30.4 / 3-43.3	1-0 / 3-20	0 / 2		
GARDNER-WEBB	6-16 / 6-15	2-4 / 2-2	2-4 / 2-2	2-4 / 2-2	28:20 / 31:40	-3:20	-3:20	2.6 / 2.6	6.6 / 10.0	5.4 / 6.6	4-41.2 / 4-28.8	5-40 / 9-66	2 / 1		
Wofford College	4-12 / 9-15	0-1 / 3-3	0-1 / 3-3	0-1 / 3-3	23:22 / 36:38	-13:16	-13:16	2.8 / 5.8	4.5 / 11.4	3.8 / 6.6	5-41.6 / 2-41.0	2-5 / 6-74	0 / 1		
FURMAN	12-19 / 2-11	0-0 / 1-1	0-0 / 1-1	0-0 / 1-1	37:03 / 22:57	14:06	14:06	3.1 / 4.1	6.5 / 5.9	4.7 / 5.2	6-30.7 / 6-40.2	4-44 / 5-50	1 / 3		
Western Carolina	7-15 / 10-16	0-1 / 0-0	0-1 / 0-0	0-1 / 0-0	28:28 / 31:32	-3:04	-3:04	5.4 / 6.7	7.1 / 8.1	6.5 / 7.4	4-44.0 / 5-38.8	11-94 / 15-155	0 / 1		
THE CITADEL	4-11 / 5-12	1-5 / 2-2	1-5 / 2-2	1-5 / 2-2	26:08 / 33:52	-7:44	-7:44	4.3 / 6.0	9.2 / 13.0	7.5 / 6.7	1-35.0 / 4-30.0	2-15 / 7-80	2 / 2		
Totals	73-174 / 73-158	7-20 / 16-18	7-20 / 16-18	7-20 / 16-18	368:18 / 351:42	16:36	16:36	3.4 / 6.1	6.9 / 8.4	5.4 / 6.9	56-35.6 / 46-35.7	58-479 / 95-945	14 / 21		

Note: Game totals are displayed in the format TEAM/OPPONENT for each category

VMI Overall Defensive Statistics (End of Season)
All games

#	Defensive Leaders	gp	Tackles			tfl/yds	Sacks no-yds	Pass defense			Fumbles		blkd	
			ua	a	tot			int-yds	brup	qbh	rcv-yds	ff	kick	saf
45	Miller Williams	12	28	46	74	6.5-24	1.0-5	.	.	3	.	2	.	.
44	Ryan Francis	12	36	35	71	6.5-21	3.0-13	.	.	2	2-10	2	.	.
41	Logan Staib	12	33	35	68	6.5-29	1.0-10	.	2	1
46	Allen Cratsenberg	12	27	40	67	1.5-14	.	.	1	.	.	2	.	.
38	Alijah Robinson	12	28	33	61	3.5-6	.	1-42	6
97	John Washington	12	23	37	60	7.5-25	2.0-12	.	.	2
9	James Fruehan	12	39	16	55	1.5-2	.	1--10	5	.	1-0	1	.	.
99	Joe Nelson	12	19	32	51	7.0-24	2.5-14	.	1	.	1-0	1	1	.
25	Alex Keys	12	23	26	49	2.0-13	.	.	2
20	Alex James	12	23	23	46	1.0-1	.	.	1	.	2-0	1	.	.
47	Caleb Lindsey	11	19	27	46	1.5-4	0.5-3	.	.	1
7	Damian Jones	12	25	13	38	0.5-1	.	2-21	8	.	1-0	1	.	.
14	Greg Sanders	12	26	12	38	1.0-1	.	3-72	4	.	.	1	1	.
93	Denton Ensminger	9	17	19	36	2.0-7
5	Darnell Ashton	6	14	19	33	3.0-8	.	.	1	.	.	1	.	.
19	Doug Moore	12	20	12	32	1.5-14	1.0-10	.	.	2
59	Chris Copeland	12	9	11	20	6.5-15	2.5-6	1-9	1	.	.	1	1	.
90	Robert de Wolff	11	9	7	16	4.0-14	0.5-3
32	Jon Strozyk	10	13	2	15	.	.	1-0	.	.	1-0	.	.	.
94	Amon-Ra Clay	9	10	4	14	2.0-5
42	Tony Richardson	12	6	7	13	0.5-0	1	.
28	Brendon Bock	12	8	3	11	.	.	1-0	1
8	Al Cobb	12	4	.	4
56	Brian Ellis	4	2	1	3	1	.	.
26	Bradley Lipscomb	3	2	1	3
31	Travis Hawkins	4	1	1	2
98	Devin Johnson	4	1	1	2
22	Taylor Stout	12	1	1	2
92	Walker Hays	12	1	1	2
49	Kyle Vardo	12	.	2	2
57	Bradley Hann	12	2	.	2
96	Seth Mallory	2	1	1	2
6	Dane Forlines	12	1	.	1
80	Sam Patterson	9	1	.	1
18	Doug Burton	12	1	.	1
27	Dillon Christopher	12	1	.	1
85	Aaron Sanders	12	1	.	1
2	Deon Watts	12	1	.	1
13	Ryan Swingle	12	1	.	1
81	Chad Jacob	12	1	.	1
12	Hayden Alford	12	1	.	1
TM	TEAM	8	1	.	1	1-0	1	1	.
Total		12	480	468	948	66-228	14-76	10-134	35	9	9-10	15	5	.
Opponents		12	456	450	906	55-201	21-124	12-192	45	36	12-19	15	3	1



VMI Football
VMI - Long Plays

25-YARD PLUS PLAYS

Yds	Type	Player(s)	Opponent
60	Pass	Aaron Sanders from Al Cobb	DAV
52	Pass	Aaron Sanders from Al Cobb	The Citadel
50	Pass	Doug Burton from Al Cobb	DAV
49	Pass	Aaron Sanders from Al Cobb	DAV
45	INT	Greg Sanders	Furman
44	Pass	Aaron Sanders from Al Cobb	Western Carolina
44	Pass	Calvin Michie from Hayden Alford	Chattanooga
44*	Pass	Aaron Sanders from Al Cobb	Western Carolina
42	INT	Alijah Robinson	Furman
41	Pass	Doug Burton from Hayden Alford	Bowling Green
40	Pass	Dane Forlines from Al Cobb	The Citadel
40	KR	Greg Sanders	Mercer
38*	Rush	Jabari Turner	DAV
38*	Pass	Aaron Sanders from Al Cobb	Bucknell
37*	Pass	Doug Burton from Al Cobb	Western Carolina
36	Pass	Matthew Nicholson from Al Cobb	Mercer
34	Pass	Aaron Sanders from Ryan Swingle	Bowling Green
31	Pass	Sam Patterson from Al Cobb	Western Carolina
30	Pass	Aaron Sanders from Al Cobb	The Citadel
30	KR	Taylor Stout	Mercer
30	Pass	Deon Watts from Al Cobb	Furman
30	KR	Taylor Stout	Gardner-Webb
29	KR	Taylor Stout	Samford
29	KR	Taylor Stout	Wofford College
29	Pass	Doug Burton from Al Cobb	Bucknell
28	Pass	Chad Jacob from Al Cobb	The Citadel
28	Pass	Doug Burton from Al Cobb	Mercer
28	Rush	Deon Watts	Western Carolina
28*	Pass	Sam Patterson from Al Cobb	Mercer
28*	Pass	Aaron Sanders from Al Cobb	The Citadel
28	KR	Taylor Stout	Gardner-Webb
27	INT	Greg Sanders	Gardner-Webb
27	Pass	Dane Forlines from Al Cobb	Bowling Green
27	KR	Greg Sanders	Bowling Green
27	KR	Greg Sanders	Navy
26	Pass	Aaron Sanders from Al Cobb	Furman
26	Pass	Sam Patterson from Al Cobb	Mercer
26	KR	Taylor Stout	Bowling Green
26*	Pass	Doug Burton from Hayden Alford	DAV
26	Rush	Deon Watts	DAV
25*	Pass	Aaron Sanders from Al Cobb	Gardner-Webb
25	Rush	Al Cobb	Furman
25	KR	Taylor Stout	Bowling Green
25	Pass	Matthew Nicholson from Al Cobb	Western Carolina

* touchdown scored on play

LONG PLAYS BY THE NUMBERS

Long Plays By Yards	No.	TD
100+	0	0
90-99	0	0
80-89	0	0
70-79	0	0
60-69	1	0
50-59	2	0
40-49	9	1
30-39	10	3
20-29	56	7

Long Plays By Type	No.	TD
Rushing	8	1
Passing	38	10
Punt returns	1	0
Kick returns	27	0
Interceptions	4	0
Fumble returns	0	0
Other	0	0
TOTAL	78	11

25-YARD PLUS BY PLAYER

Player	No.	TD	R	P	KR	PR	IR	FR
Taylor Stout	19	0	0	0	19	0	0	0
Aaron Sanders	12	4	0	12	0	0	0	0
Doug Burton	11	4	0	11	0	0	0	0
Greg Sanders	10	0	0	0	8	0	2	0
Deon Watts	7	0	3	4	0	0	0	0
Dane Forlines	4	1	0	3	0	1	0	0
Al Cobb	4	0	4	0	0	0	0	0
Sam Patterson	3	1	0	3	0	0	0	0
Matthew Nicholson	3	0	0	3	0	0	0	0
Jabari Turner	1	1	1	0	0	0	0	0
Alijah Robinson	1	0	0	0	0	0	1	0
Calvin Michie	1	0	0	1	0	0	0	0
Damian Jones	1	0	0	0	0	0	1	0
Chad Jacob	1	0	0	1	0	0	0	0
TOTAL	78	11	8	38	27	1	4	0

LONGEST PLAYS OF THE YEAR

- Rushing**
- 38 Jabari Turner vs DAV (9/13/2014)
- Rushing Touchdown**
- 38 Jabari Turner vs DAV (9/13/2014)
- Passing**
- 60 Aaron Sanders from Al Cobb vs DAV (9/13/2014)
- Passing Touchdown**
- 44 Aaron Sanders from Al Cobb vs Western Carolina (11/15/2014)
- Punt Return**
- 20 Dane Forlines vs Gardner-Webb (10/18/2014)
- Kick Return**
- 40 Greg Sanders vs Mercer (9/27/2014)
- Interception Return**
- 45 Greg Sanders vs Furman (11/1/2014)
- Fumble Return**
- 10 Ryan Francis vs Bowling Green (9/6/2014)
- Punt**
- 69 Hayden Alford vs Chattanooga (10/4/2014)
- Field Goal**
- 49 Dillon Christopher vs Mercer (9/27/2014)

2015 VMI Football Fact Book

VMI Football VMI Game Superlatives (End of Season) All games

INDIVIDUAL GAME HIGHS

Rushes	22	Deon Watts at Bucknell (Aug 30, 2014)
Yards Rushing	97	Deon Watts at Bucknell (Aug 30, 2014)
TD Rushes	3	Jabari Turner vs DAV (Sep 13, 2014)
Long Rush	38	Jabari Turner vs DAV (Sep 13, 2014)
Pass attempts	53	Al Cobb vs Gardner-Webb (Oct 18, 2014)
Pass completions	34	Al Cobb vs Gardner-Webb (Oct 18, 2014)
Yards Passing	396	Al Cobb vs The Citadel (Nov 22, 2014)
TD Passes	6	Al Cobb vs Gardner-Webb (Oct 18, 2014)
Long Pass	60	Al Cobb vs DAV (Sep 13, 2014)
Receptions	10	Aaron Sanders vs DAV (Sep 13, 2014)
Yards Receiving	215	Aaron Sanders vs DAV (Sep 13, 2014)
TD Receptions	1	Dane Forlines at Bucknell (Aug 30, 2014)
	1	Doug Burton at Bucknell (Aug 30, 2014)
	1	Matthew Nicholson at Bucknell (Aug 30, 2014)
	1	Aaron Sanders at Bucknell (Aug 30, 2014)
	1	Doug Burton vs DAV (Sep 13, 2014)
	1	Deon Watts vs DAV (Sep 13, 2014)
	1	Sam Patterson vs Mercer (Sep 27, 2014)
	1	J.C. Garvin vs Mercer (Sep 27, 2014)
	1	Chad Jacob at Navy (Oct 11, 2014)
	1	Doug Burton vs Gardner-Webb (Oct 18, 2014)
	1	Aaron Sanders vs Gardner-Webb (Oct 18, 2014)
	1	Deon Watts vs Gardner-Webb (Oct 18, 2014)
	1	Dane Forlines vs Gardner-Webb (Oct 18, 2014)
	1	Matthew Nicholson vs Gardner-Webb (Oct 18, 2014)
	1	Kyle Vardo vs Gardner-Webb (Oct 18, 2014)
	1	Dane Forlines vs Furman (Nov 01, 2014)
	1	J.C. Garvin vs Furman (Nov 01, 2014)
	1	Aaron Sanders at Western Carolina (Nov 15, 2014)
	1	Doug Burton at Western Carolina (Nov 15, 2014)
	1	Dane Forlines vs The Citadel (Nov 22, 2014)
	1	Aaron Sanders vs The Citadel (Nov 22, 2014)
	1	Aaron Sanders vs DAV (Sep 13, 2014)
Long Reception	60	Dillon Christopher at Western Carolina (Nov 15, 2014)
Field Goals	2	Dillon Christopher vs Mercer (Sep 27, 2014)
Long Field Goal	49	Dillon Christopher vs Mercer (Sep 27, 2014)
Punts	9	Hayden Alford at Chattanooga (Oct 04, 2014)
Punting Avg	44.0	Hayden Alford at Western Carolina (Nov 15, 2014)
Long Punt	69	Hayden Alford at Chattanooga (Oct 04, 2014)
Punts inside 20	3	Hayden Alford at Chattanooga (Oct 04, 2014)
	3	Hayden Alford vs Furman (Nov 01, 2014)
Long Punt Return	20	Dane Forlines vs Gardner-Webb (Oct 18, 2014)
Long Kickoff Return	40	Greg Sanders vs Mercer (Sep 27, 2014)
Tackles	17	Allen Cratsenberg at Western Carolina (Nov 15, 2014)
Sacks	2.0	Chris Copeland vs DAV (Sep 13, 2014)
Tackles For Loss	2.5	Chris Copeland vs DAV (Sep 13, 2014)
	2.5	Miller Williams vs Gardner-Webb (Oct 18, 2014)
	2.5	Ryan Francis vs Furman (Nov 01, 2014)
Interceptions	1	James Fruehan at Bowling Green (Sep 06, 2014)
	1	Jon Strozzyk vs DAV (Sep 13, 2014)
	1	Damian Jones vs Mercer (Sep 27, 2014)
	1	Chris Copeland at Navy (Oct 11, 2014)
	1	Greg Sanders vs Gardner-Webb (Oct 18, 2014)
	1	Greg Sanders at Wofford College (Oct 25, 2014)
	1	Damian Jones vs Furman (Nov 01, 2014)
	1	Greg Sanders vs Furman (Nov 01, 2014)
	1	Alijah Robinson vs Furman (Nov 01, 2014)

VMI Football VMI Game Superlatives (End of Season) All games

TEAM GAME HIGHS

Rushes	44	vs Furman (Nov 01, 2014)
Yards Rushing	203	vs DAV (Sep 13, 2014)
Yards Per Rush	5.5	vs DAV (Sep 13, 2014)
TD Rushes	4	vs DAV (Sep 13, 2014)
Pass attempts	55	at Bowling Green (Sep 06, 2014)
Pass completions	34	vs Gardner-Webb (Oct 18, 2014)
Yards Passing	396	vs The Citadel (Nov 22, 2014)
Yards Per Pass	13.6	vs DAV (Sep 13, 2014)
TD Passes	6	vs Gardner-Webb (Oct 18, 2014)
Total Plays	90	at Bowling Green (Sep 06, 2014)
Total Offense	597	vs DAV (Sep 13, 2014)
Yards Per Play	9.0	vs DAV (Sep 13, 2014)
Points	52	vs DAV (Sep 13, 2014)
Sacks By	2	at Bucknell (Aug 30, 2014)
	2	vs DAV (Sep 13, 2014)
	2	at Samford (Sep 20, 2014)
	2	vs Mercer (Sep 27, 2014)
	2	vs Gardner-Webb (Oct 18, 2014)
	2	vs The Citadel (Nov 22, 2014)
First Downs	28	at Bucknell (Aug 30, 2014)
Penalties	11	at Western Carolina (Nov 15, 2014)
Penalty Yards	94	at Western Carolina (Nov 15, 2014)
Turnovers	4	at Samford (Sep 20, 2014)
	4	vs Mercer (Sep 27, 2014)
Interceptions By	3	vs Furman (Nov 01, 2014)
Punts	9	at Bowling Green (Sep 06, 2014)
	9	at Chattanooga (Oct 04, 2014)
Punting Avg	44.0	at Western Carolina (Nov 15, 2014)
Long Punt	69	at Chattanooga (Oct 04, 2014)
Punts inside 20	3	at Chattanooga (Oct 04, 2014)
	3	vs Furman (Nov 01, 2014)
Long Punt Return	20	vs Gardner-Webb (Oct 18, 2014)

Game by Game Starters - 2014 Season

Opponent	WR	LT	LG	C	RG	RT	WR	QB	RB	WR	TE
Bucknell	Burton	Cooper	Roseborough	Doucette	Murray	Marcotte	Sanders	Cobb	Watts	Nicholson	Lewis
Bowling Green	Burton	Cooper	Roseborough	Doucette	Murray	Marcotte	Sanders	Cobb	Watts	Nicholson	Lewis
Davidson	Burton	Murray	Roseborough	Doucette	Reed	Marcotte	Sanders	Cobb	Watts	Forlines	Lewis
Samford	Burton	Murray	Roseborough	Doucette	Cooper	Marcotte	Sanders	Cobb	Watts	Nicholson	Lewis
Mercer	Burton	Murray	Roseborough	Doucette	Hann	Marcotte	Sanders	Cobb	Turner	Nicholson	Lewis
Chattanooga	Burton	Murray	Roseborough	Doucette	Hann	Marcotte	Sanders	Cobb	Watts	Nicholson	Lewis
Navy	Patterson	Murray	Roseborough	Doucette	Hann	Marcotte	Sanders	Cobb	Ziglar	Nicholson	Lewis
Gardner-Webb	Patterson	Murray	Roseborough	Doucette	Hann	Marcotte	Sanders	Cobb	Ziglar	Nicholson	Forlines (WR)
Wofford	Patterson	Murray	Roseborough	Doucette	Hann	Marcotte	Sanders	Cobb	Watts	Vardo (FB)	Lewis
Furman	Patterson	Murray	Cooper	Doucette	Hann	Marcotte	Sanders	Cobb	Ziglar	Forlines	Lewis
Western Carolina	Patterson	Murray	Cooper	Doucette	Hann	Marcotte	Sanders	Cobb	Ziglar	Forlines	Lewis
The Citadel	Patterson	Murray	Cooper	Doucette	Hann	Marcotte	Sanders	Cobb	Ziglar	Nicholson	Lewis

Opponent	DE	NT	DE	OLB	ILB	ILB	OLB	CB	SS	FS	CB
Bucknell	Washington	Nelson	Ensminger	Francis	M. Williams	Lindsey	Staib	Fruehan	Robinson	James	Jones
Bowling Green	Sanders (NB)	Nelson	Ensminger	Francis	M. Williams	Lindsey	Copeland	Fruehan	Robinson	Keys	Jones
Davidson	Washington	Nelson	Clay	Francis	M. Williams	Lindsey	Staib	Fruehan	Robinson	Keys	Jones
Samford	Washington	Nelson	de Wolff	Francis	M. Williams	Ashton	Staib	Bock	Robinson	Keys	Moore
Mercer	Washington	Nelson	Clay	Francis	M. Williams	Ashton	Staib	Fruehan	Robinson	James	Jones
Chattanooga	Washington	Nelson	Clay	Francis	M. Williams	Lindsey	Staib	Fruehan	Robinson	Keys	Jones
Navy	Washington	Nelson	Ensminger	Copeland	M. Williams	Lindsey	Staib	Fruehan	Robinson	Keys	Jones
Gardner-Webb	Washington	Nelson	Ensminger	Francis	M. Williams	Cratsenberg	Staib	Moore	Robinson	James	Jones
Wofford	Washington	Nelson	Ensminger	Copeland	M. Williams	Cratsenberg	Staib	Moore	Robinson	Keys	Jones
Furman	Washington	Nelson	Ensminger	Francis	M. Williams	Cratsenberg	Staib	Moore	Robinson	Keys	Jones
Western Carolina	Washington	Nelson	Ensminger	Francis	M. Williams	Cratsenberg	Staib	Fruehan	Robinson	Keys	Jones
The Citadel	Washington	Nelson	Ensminger	Francis	M. Williams	Cratsenberg	Staib	Fruehan	Robinson	James	Jones

Series Versus 2015 Opponents

Ball State

Series Record: 0-0

Record In Lexington: 0-0

Record In Muncie: 0-0

First Meeting: 2015 Last Meeting: 2015

DATE	SITE	W/L	SCORE
------	------	-----	-------

2015 will be the first game between BSU and VMI

Bucknell

Series Record: 1-2

Record In Lexington: 1-1

Record In Lewisburg: 0-1

First Meeting: 1978 Last Meeting: 2014

DATE	SITE	W/L	SCORE
------	------	-----	-------

Sept. 16, 1978	Lexington, Va.	W	25-14
Nov. 23, 2013	Lexington, Va.	L	23-35
Aug. 30, 2014	Lewisburg, Pa.	L	38-42

Chattanooga

Series Record: 7-13-1

Record In Lexington: 4-6-0

Record In Chattanooga: 3-7-1

First Meeting: 1971 Last Meeting: 2014

DATE	SITE	W/L	SCORE
------	------	-----	-------

Nov. 20, 1971	Lexington, Va.	L	8-31
Nov. 18, 1972	Chattanooga, Tenn.	W	17-0
Oct. 11, 1980	Lexington, Va.	L	10-55
Nov. 5, 1983	Chattanooga, Tenn.	L	6-23
Oct. 20, 1984	Lexington, Va.	L	0-35
Nov. 16, 1985	Chattanooga, Tenn.	L	7-54
Nov. 21, 1987	Lexington, Va.	L	0-31
Nov. 18, 1989	Chattanooga, Tenn.	T	14-14
Nov. 23, 1991	Chattanooga, Tenn.	L	14-50
Nov. 21, 1992	Lexington, Va.	W	37-34 (OT)
Oct. 16, 1993	Lexington, Va.	W	35-29 (2OT)
Oct. 15, 1994	Chattanooga, Tenn.	L	14-49
Oct. 14, 1995	Lexington, Va.	W	17-12
Oct. 19, 1996	Chattanooga, Tenn.	W	28-14
Oct. 11, 1997	Lexington, Va.	L	24-27
Oct. 17, 1998	Chattanooga, Tenn.	L	7-45
Oct. 16, 1999	Lexington, Va.	L	0-27
Oct. 14, 2000	Chattanooga, Tenn.	L	14-27
Oct. 13, 2001	Lexington, Va.	W	19-16
Oct. 19, 2002	Chattanooga, Tenn.	W	35-31
Oct. 4, 2014	Chattanooga, Tenn.	L	7-55

The Citadel

Series Record: 30-38-2

Record In Lexington: 16-11-2

Record In Charleston: 10-23

Record at Neutral: 4-4

First Meeting: 2000 Last Meeting: 2014

DATE	SITE	W/L	SCORE
------	------	-----	-------

1920	Lynchburg, Va.	W	35-0
1929	Lexington, Va.	W	12-7
1930	Charleston, S.C.	L	6-7
1931	Lexington, Va.	T	13-13
1932	Charleston, S.C.	L	6-12
1937	Lexington, Va.	W	27-0
1946	Lexington, Va.	W	21-6
1947	Charleston, S.C.	L	6-7
1948	Lexington, Va.	W	34-6
1949	Charleston, S.C.	L	14-19
Nov. 18, 1950	Lexington, Va.	W	13-7

Nov. 17, 1951	Charleston, S.C.	W	27-21
Nov. 15, 1952	Lexington, Va.	W	20-19
Oct. 10, 1953	Charleston, S.C.	W	14-0
Nov. 13, 1954	Lexington, Va.	W	42-0
Nov. 12, 1955	Charleston, S.C.	W	14-7
Nov. 16, 1957	Lexington, Va.	W	33-7
Nov. 6, 1958	Charleston, S.C.	L	6-14
Nov. 14, 1959	Lexington, Va.	W	32-8
Nov. 12, 1960	Charleston, S.C.	W	20-6
Nov. 4, 1961	Lexington, Va.	L	8-14
Nov. 3, 1962	Charleston, S.C.	W	16-7
Nov. 16, 1963	Lexington, Va.	W	33-8
Nov. 14, 1964	Charleston, S.C.	L	0-17
Nov. 13, 1965	Lexington, Va.	W	21-7
Nov. 12, 1966	Charleston, S.C.	L	14-30
Oct. 22, 1967	Roanoke, Va.	W	22-11
Oct. 19, 1968	Charleston, S.C.	L	8-13
Oct. 18, 1969	Lexington, Va.	L	2-28
Oct. 24, 1970	Charleston, S.C.	L	9-56
Oct. 9, 1971	Lexington, Va.	L	24-25
Oct. 7, 1972	Charleston, S.C.	L	3-42
Oct. 6, 1973	Lexington, Va.	W	23-6
Oct. 12, 1974	Charleston, S.C.	W	20-9
Oct. 25, 1975	Lexington, Va.	L	3-6
Nov. 6, 1976	Charleston, S.C.	W	30-14
Oct. 15, 1977	Lexington, Va.	W	19-3
Sept. 23, 1978	Charleston, S.C.	L	3-14
Oct. 20, 1979	Lexington, Va.	L	6-37
Oct. 4, 1980	Charleston, S.C.	L	0-28
Oct. 10, 1981	Norfolk, Va.	W	14-0
Oct. 9, 1982	Charleston, S.C.	L	7-21
Oct. 8, 1983	Lexington, Va.	L	6-27
Nov. 3, 1984	Charleston, S.C.	L	24-27
Oct. 5, 1985	Lexington, Va.	T	14-14
Oct. 11, 1986	Charleston, S.C.	W	47-30
Oct. 10, 1987	Charleston, S.C.	W	7-3
Nov. 12, 1988	Norfolk, Va.	L	20-31
Nov. 11, 1989	Lexington, Va.	W	20-10
Nov. 3, 1990	Charleston, S.C.	L	3-23
Oct. 26, 1991	Norfolk, Va.	L	14-17
Nov. 14, 1992	Charleston, S.C.	L	0-50
Nov. 13, 1993	Charleston, S.C.	L	33-34
Nov. 12, 1994	Norfolk, Va.	L	14-58
Nov. 11, 1995	Charleston, S.C.	W	34-7
Nov. 16, 1996	Lexington, Va.	W	34-27 (2OT)
Nov. 15, 1997	Charleston, S.C.	L	6-28
Nov. 14, 1998	Lexington, Va.	L	10-36
Nov. 13, 1999	Charleston, S.C.	L	6-7
Nov. 11, 2000	Lexington, Va.	W	41-21
Nov. 10, 2001	Charleston, S.C.	L	7-49
Nov. 16, 2002	Charlotte, N.C.	W	23-21
Nov. 15, 2003	Charlotte, N.C.	L	23-27
Nov. 19, 2005	Lexington, Va.	L	14-22
Nov. 11, 2006	Charleston, S.C.	L	21-48

Nov. 17, 2007	Lexington, Va.	L	28-70
Oct. 29, 2011	Charleston, S.C.	L	14-41
Nov. 10, 2012	Lexington, Va.	L	24-27
Nov. 16, 2013	Charleston, S.C.	L	10-31
Nov. 22, 2014	Lexington, Va.	L	25-45

Furman

Series Record: 9-23

Record In Lexington: 6-10

Record In Greenville: 3-13

First Meeting: 1946 Last Meeting: 2014

DATE	SITE	W/L	SCORE
------	------	-----	-------

1946	Greenville, S.C.	W	26-7
Sept. 12, 1970	Lexington, Va.	W	13-0
Oct. 2, 1971	Greenville, S.C.	L	0-14
Nov. 4, 1972	Lexington, Va.	W	31-7
Oct. 20, 1973	Greenville, S.C.	L	13-19
Sept. 14, 1974	Lexington, Va.	W	7-0
Oct. 4, 1975	Greenville, S.C.	W	13-10
Oct. 2, 1976	Lexington, Va.	W	17-3
Nov. 12, 1977	Greenville, S.C.	W	31-28
Oct. 27, 1979	Lexington, Va.	W	21-20
Sept. 27, 1980	Greenville, S.C.	L	16-21
Nov. 14, 1981	Lexington, Va.	L	21-33
Oct. 2, 1982	Greenville, S.C.	L	3-38
Oct. 1, 1983	Lexington, Va.	L	0-49
Sept. 20, 1986	Lexington, Va.	L	3-34
Nov. 7, 1987	Greenville, S.C.	L	0-38
Oct. 1, 1988	Greenville, S.C.	L	13-31
Sept. 30, 1989	Lexington, Va.	L	6-30
Oct. 6, 1990	Greenville, S.C.	L	22-51
Oct. 5, 1991	Lexington, Va.	L	28-46
Oct. 3, 1992	Greenville, S.C.	L	13-41
Oct. 30, 1993	Greenville, S.C.	L	0-24
Oct. 22, 1994	Lexington, Va.	L	11-28
Sept. 23, 1995	Greenville, S.C.	L	24-55
Sept. 28, 1996	Lexington, Va.	L	14-31
Sept. 27, 1997	Greenville, S.C.	L	14-35
Sept. 26, 1998	Lexington, Va.	L	14-51
Sept. 25, 1999	Greenville, S.C.	L	0-58
Sept. 23, 2000	Lexington, Va.	L	21-35
Sept. 22, 2001	Greenville, S.C.	L	7-65
Sept. 28, 2002	Lexington, Va.	L	28-55
Nov. 1, 2014	Lexington, Va.	W	31-15

Mercer

Series Record: 0-1

Record In Lexington: 0-1

Record In Macon: 0-0

First Meeting: 2014 Last Meeting: 2014

DATE	SITE	W/L	SCORE
------	------	-----	-------

Sept. 27, 2014	Lexington, Va.	L	24-27
----------------	----------------	---	-------

Morehead State

Series Record: 1-1

Record In Lexington: 1-1

Record In Morehead: 0-0

First Meeting: 1958 Last Meeting: 1998

DATE	SITE	W/L	SCORE
------	------	-----	-------

Sept. 20, 1958	Lexington, Va.	W	46-20
Oct. 24, 1998	Lexington, Va.	L	38-41



2015 VMI Football Fact Book

Richmond

Series Record: 40-44-5

Record In Lexington: 19-12-2

Record In Richmond: 21-32-3

Record at Neutral: 0-1

First Meeting: 1893 **Last Meeting:** 2013

DATE	SITE	W/L	SCORE
Nov. 10, 1893	Lexington, Va.	W	34-0
Nov. 11, 1895	Lexington, Va.	W	44-0
Oct. 29, 1898	Lexington, Va.	W	16-0
Oct. 28, 1901	Lexington, Va.	W	79-0
Oct. 25, 1902	Lexington, Va.	W	33-0
Nov. 17, 1906	Richmond, Va.	L	4-6
Nov. 4, 1911	Lexington, Va.	W	38-0
Oct. 3, 1914	Lexington, Va.	W	10-0
Oct. 16, 1915	Lexington, Va.	W	13-6
Sept. 25, 1926	Lexington, Va.	W	10-0
Sept. 24, 1927	Lexington, Va.	W	22-0
Sept. 29, 1928	Lexington, Va.	T	6-6
Sept. 28, 1929	Lexington, Va.	W	40-0
Sept. 27, 1930	Lexington, Va.	W	12-0
Sept. 26, 1931	Lexington, Va.	L	0-7
Nov. 12, 1932	Richmond, Va.	L	0-7
Nov. 18, 1933	Richmond, Va.	L	0-15
Oct. 20, 1934	Richmond, Va.	L	0-7
Oct. 12, 1935	Lexington, Va.	L	6-13
Oct. 24, 1936	Richmond, Va.	W	20-0
Oct. 16, 1937	Richmond, Va.	W	21-7
Oct. 15, 1938	Richmond, Va.	W	13-6
Nov. 4, 1939	Richmond, Va.	T	0-0
Oct. 26, 1940	Richmond, Va.	L	7-9
Oct. 25, 1941	Richmond, Va.	W	25-7
Oct. 24, 1942	Richmond, Va.	W	20-6
Oct. 16, 1943	Richmond, Va.	L	0-27
Oct. 7, 1944	Richmond, Va.	W	26-20
Sept. 29, 1945	Richmond, Va.	W	40-6
Sept. 28, 1946	Richmond, Va.	T	7-7
Oct. 18, 1947	Richmond, Va.	L	20-21
Oct. 16, 1948	Richmond, Va.	W	9-0
Oct. 15, 1949	Richmond, Va.	W	14-7
Oct. 7, 1950	Richmond, Va.	W	26-14
Sept. 29, 1951	Richmond, Va.	W	34-0
Oct. 4, 1952	Lexington, Va.	W	28-14
Oct. 3, 1953	Richmond, Va.	L	7-13
Oct. 2, 1954	Richmond, Va.	W	19-6
Oct. 1, 1955	Lexington, Va.	L	0-21
Oct. 6, 1956	Richmond, Va.	W	35-20
Oct. 5, 1957	Richmond, Va.	W	28-6
Oct. 4, 1958	Lexington, Va.	W	12-6
Oct. 3, 1959	Lexington, Va.	T	14-14
Oct. 1, 1960	Lexington, Va.	W	21-6
Sept. 29, 1961	Richmond, Va.	W	8-6
Sept. 28, 1962	Richmond, Va.	W	21-0
Oct. 25, 1963	Richmond, Va.	T	7-7
Sept. 26, 1964	Richmond, Va.	L	14-20
Nov. 6, 1965	Lexington, Va.	W	21-14
Oct. 7, 1966	Richmond, Va.	W	34-20
Sept. 30, 1967	Richmond, Va.	L	0-3
Nov. 2, 1968	Richmond, Va.	L	0-35
Sept. 27, 1969	Lexington, Va.	L	0-20
Nov. 14, 1970	Richmond, Va.	L	17-40
Oct. 16, 1971	Richmond, Va.	L	6-21
Sept. 30, 1972	Richmond, Va.	L	15-34
Sept. 22, 1973	Richmond, Va.	L	0-35
Nov. 2, 1974	Richmond, Va.	L	14-17

Oct. 18, 1975	Richmond, Va.	L	19-24
Sept. 25, 1976	Richmond, Va.	L	0-43
Oct. 8, 1977	Lexington, Va.	W	25-0
Oct. 14, 1978	Richmond, Va.	W	23-6
Sept. 15, 1979	Lexington, Va.	W	17-7
Oct. 8, 1980	Richmond, Va.	W	22-17
Nov. 7, 1981	Lexington, Va.	L	14-45
Oct. 23, 1982	Richmond, Va.	W	14-0
Oct. 29, 1983	Lexington, Va.	L	19-35
Oct. 27, 1984	Richmond, Va.	L	3-45
Sept. 21, 1985	Lexington, Va.	L	14-28
Oct. 18, 1986	Richmond, Va.	L	9-40
Sept. 17, 1988	Lexington, Va.	L	13-14
Sept. 23, 1989	Richmond, Va.	L	22-27
Sept. 28, 1991	Richmond, Va.	W	38-27
Oct. 24, 1992	Norfolk, Va.	L	18-41
Sept. 4, 1993	Richmond, Va.	L	14-38
Sept. 3, 1994	Lexington, Va.	L	31-34
Sept. 2, 1995	Richmond, Va.	L	28-51
Nov. 9, 1996	Lexington, Va.	W	20-7
Sept. 20, 1997	Richmond, Va.	L	3-56
Sept. 4, 1999	Richmond, Va.	L	6-42
Oct. 25, 2003	Richmond, Va.	L	25-35
Sept. 11, 2004	Lexington, Va.	L	7-34
Nov. 5, 2005	Richmond, Va.	L	3-38
Sept. 16, 2006	Richmond, Va.	L	7-58
Oct. 4, 2008	Lexington, Va.	L	16-56
Sept. 26, 2009	Richmond, Va.	L	26-36
Sept. 17, 2011	Richmond, Va.	L	19-34
Sept. 15, 2012	Lexington, Va.	L	6-47
Aug. 30, 2013	Richmond, Va.	L	0-34

Samford

Series Record: 0-2

Record In Lexington: 0-1

Record In Homewood: 0-1

First Meeting: 2001 **Last Meeting:** 2014

DATE	SITE	W/L	SCORE
Nov. 17, 2001	Lexington, Va.	L	28-46
Sept. 20, 2014	Homewood, Ala.	L	21-63

Western Carolina

Series Record: 3-17

Record In Lexington: 3-7

Record In Cullowhee: 0-10

First Meeting: 1978 **Last Meeting:** 2014

DATE	SITE	W/L	SCORE
Oct. 27, 1978	Lexington, Va.	L	12-41
Sept. 6, 1980	Cullowhee, N.C.	L	14-16
Sept. 12, 1981	Lexington, Va.	W	21-14
Sept. 22, 1984	Lexington, Va.	L	16-22
Nov. 23, 1985	Cullowhee, N.C.	L	30-35
Oct. 25, 1986	Cullowhee, N.C.	L	0-34
Nov. 19, 1988	Lexington, Va.	W	24-20
Sept. 8, 1990	Cullowhee, N.C.	L	20-28
Nov. 9, 1991	Lexington, Va.	W	27-25
Oct. 10, 1992	Cullowhee, N.C.	L	25-28
Nov. 6, 1993	Cullowhee, N.C.	L	14-38
Oct. 29, 1994	Lexington, Va.	L	7-33
Oct. 28, 1995	Cullowhee, N.C.	L	14-31
Nov. 2, 1996	Lexington, Va.	L	14-28
Nov. 1, 1997	Cullowhee, N.C.	L	0-24
Oct. 31, 1998	Lexington, Va.	L	17-39
Oct. 30, 1999	Cullowhee, N.C.	L	2-40
Oct. 28, 2000	Lexington, Va.	L	31-41

Oct. 27, 2001	Cullowhee, N.C.	L	17-44
Nov. 2, 2002	Lexington, Va.	L	23-35
Nov. 15, 2014	Cullowhee, N.C.	L	27-42

Wofford

Series Record: 10-8

Record In Lexington: 10-3

Record In Spartanburg: 0-5

First Meeting: 1924 **Last Meeting:** 2014

DATE	SITE	W/L	SCORE
1924	Lexington, Va.	W	33-0
1925	Lexington, Va.	W	9-0
1926	Lexington, Va.	W	20-0
1927	Lexington, Va.	W	37-0
1936	Lexington, Va.	W	19-0
Sept. 22, 1951	Lexington, Va.	W	29-6
Sept. 26, 1987	Lexington, Va.	W	27-11
Oct. 29, 1988	Lexington, Va.	W	18-17
Nov. 7, 1992	Lexington, Va.	W	44-13
Sept. 6, 1997	Spartanburg, S.C.	L	13-23
Oct. 10, 1998	Lexington, Va.	L	20-42
Oct. 9, 1999	Spartanburg, S.C.	L	10-55
Oct. 7, 2000	Lexington, Va.	L	28-45
Oct. 6, 2001	Spartanburg, S.C.	L	14-59
Oct. 12, 2002	Lexington, Va.	W	27-16
Nov. 20, 2004	Lexington, Va.	L	18-19
Oct. 15, 2005	Spartanburg, S.C.	L	23-38
Oct. 25, 2014	Spartanburg, S.C.	L	3-38



Records Versus All Opponents

TEAM	FIRST GAME	LATEST GAME	W - L - T
Akron	1967	2011	1-1-0
Alleghany Inst.	1896	1896	1-0-0
Army	1917	2010	1-14-0
Appalachian State	1976	2002	4-20-2
Austin Peay	2003	2003	1-0-0
Ball State	2015	2015	0-0
Baltimore College	1913	1913	1-0-0
Baltimore Medical	1907	1907	1-0-0
Boston College	1954	1970	1-7-1
Boston University	1980	1984	0-2-0
Bowling Green	2014	2014	0-1
Bucknell	1978	2014	1-2-0
Buffalo University	1960	1964	2-1-0
Catawba	1944	1990	6-3-0
Catholic	1911	1922	3-1-0
Central Florida	1982	1986	1-1-0
Charleston Southern	2000	2013	6-7-0
Chattanooga	1971	2014	7-13-1
Chowan	2008	2012	2-0-0
Cincinnati	1951	1953	0-2-0
The Citadel	1920	2014	30-38-2
Clemson	1914	1944	5-5-2
Coastal Carolina	2003	2013	2-9-0
Colgate	1974	1974	1-0-0
Columbia	1934	1939	2-4-0
Concord	1999	1999	1-0-0
Connecticut	1975	1979	1-0-1
Davidson	1904	2014	39-17-3
Dayton	1972	1972	0-1-0
Delaware	1975	1976	1-1-0
Delaware State	2011	2012	0-2-0
Detroit	1964	1964	0-1-0
Duke	1892	2005	1-7-0
Duquesne	2000	2001	0-2-0
East Carolina	1972	1979	1-7-0
Eastern College	1907	1907	1-0-0
East Tennessee State	1979	2002	8-13-0
Elon	1937	1938	1-1-0
Emory & Henry	1923	1945	4-1-0
Florida	1929	1929	0-1-0
Florida State	1952	1954	1-2-0
Furman	1946	2014	9-23-0
Gallaudet	1912	1918	6-0-0
Gardner-Webb	2003	2014	2-10-0
Georgia	1943	1978	0-4-0
Georgia Southern	1993	2002	0-10-0
Georgia Tech	1964	1988	1-14-0
Georgetown	1898	2004	1-6-0
George Washington	1922	1966	10-7-1
Glenville State	2013	2013	1-0-0
Hampden-Sydney	1897	1935	18-0-0
Hampton Ath. Club	1894	1904	2-0-0
Holy Cross	1957	1963	0-2-1
Indiana State	1976	1976	1-0-0
Iowa State	1963	1963	0-1-0
James Madison	1982	2009	3-10-0
Johns Hopkins	1912	1912	1-0-0
Kentucky	1892	1944	4-12-0
King College	1932	1932	1-0-0
Lafayette	1991	1991	1-0-0
Lenoir-Rhyne College	1998	1998	1-0-0
Lehigh	1955	2007	3-6-1
Liberty	1995	2013	3-10-0
Lock Haven	2007	2010	2-0-0
Lynchburg College	1922	1925	3-0-0
Maine	1983	1983	1-0-0
Marine Officers	1904	1904	1-0-0

TEAM	FIRST GAME	LATEST GAME	W - L - T
Marines (U.S.)	1923	1923	1-0-0
Marshall	1959	1996	5-14-0
Maryland	1901	1972	11-14-2
Memphis State	1960	1960	0-1-0
Mercer	2014	2014	0-1
Miami (FL)	1941	1952	0-2-0
Mississippi	1913	1996	1-1-0
Morehead State	1958	1998	1-1-0
Morris Harvey	1913	1922	1-0-1
Navy	1898	2014	0-10-0
Navy Yard Athletics	1907	1907	1-0-0
Newberry	1940	1940	1-0-0
Newport News Navy	1918	1918	0-1-0
Norfolk Blue	1910	1910	0-0-1
Norfolk State	2003	2006	1-1-0
North Carolina	1893	1989	7-15-1
North Carolina State	1895	1946	11-7-1
North Greenville	2013	2013	0-1-0
Ohio	2004	2008	0-2-0
Old Dominion	2009	2010	0-2-0
Old Pt. College	1903	1903	1-0-0
Pantops	1891	1891	1-0-0
Pennsylvania	1920	1921	1-1-0
Penn State	1959	1959	0-1-0
Presbyterian	2007	2013	4-3-0
Quantic Marines	1949	1949	0-1-0
Randolph-Macon	1905	1911	2-0-1
Rhode Island	1977	1977	1-0-0
Rice	1969	1970	0-2-0
Richmond	1893	2013	40-44-5
Richmond Medical	1912	1912	1-0-0
Roanoke College	1895	1940	21-1-0
Robert Morris (Pa.)	2007	2013	2-1-0
Roller's (A.M.A.)	1904	1911	3-0-0
Saint Francis (Pa.)	2008	2008	1-0-0
Samford	2001	2014	0-2-0
South Carolina	1934	1936	1-1-0
Southern Mississippi	1965	1974	0-4-0
Staunton Mil. Acad	1908	1908	1-0-0
St. Albans	1894	1902	2-2-2
St. Johns	1891	1930	9-4-0
Stetson	1956	1956	1-0-0
Stony Brook	2008	2012	0-5-0
Tampa	1957	1958	2-0-0
Tennessee	1923	1923	1-0-0
Tennessee Tech	2004	2004	0-1-0
Temple	1937	1943	0-4-0
Texas A & M	1950	1950	0-1-0
Tulane	1935	1973	0-5-0
Vanderbilt	1897	1974	2-3-0
Villanova	1958	1980	2-6-0
Virginia	1893	2013	23-57-3
Virginia Tech	1894	1984	25-49-5
Wake Forest	1892	1944	2-3-2
Washington and Lee	1891	1902	14-1-1
Washington University	1940	1940	1-0-0
Western Carolina	1978	2014	3-17-0
West Virginia	1952	1972	0-11-0
West Virginia Tech	1987	1992	3-0-0
William & Mary	1905	2011	33-53-2
Wofford	1924	2014	10-8-0

ALL-TIME TOTALS: Against 126 opponents in 126 years, VMI has won 467 games, lost 667 and tied 42, scoring 18,570 points (15.8 per game) while giving up a total of 23,301 (19.8 per game). VMI is 96-137-3 at Alumni Memorial Field since the beginning of the 1962 season (see page 70).

When Was The Last Time...

...A punt was returned for a touchdown?

VMI: Michael Rainey-Wiles vs. Lock Haven, 52 yds., Sept. 4, 2010

Opp: Ryan Burbrink (Bowling Green), 75 yds., Sept. 6, 2014

...A kickoff was returned for a touchdown?

VMI: Tim Maypray vs. The Citadel, 99 yds., Nov. 17, 2007

Opp: Devin Brown (Coastal Carolina), 95 yds., Oct. 26, 2013

...An interception was returned for a touchdown?

VMI: Greg Walker at Charleston Southern, 58 yards, Oct. 23, 2010

Opp: Matt Warrick (Navy), 7 yds., Sept. 22, 2012

...A blocked punt was recovered for a touchdown?

VMI: Chris Copeland vs. Davidson, Sept. 13, 2014

Opp: Herve Coby (Bowling Green), Sept. 6, 2014

...A safety was recorded?

VMI: vs. Richmond - Team (Punter steps out of endzone), Sept. 17, 2011

Opp: Navy - Team (Punter kicked ball out of endzone), Oct. 11, 2014

...A team's own fumble was recovered for a touchdown?

VMI: Chaz Jones vs. Delaware State, Sept. 3, 2011

Opp: George Pressley (Gardner-Webb), Oct. 22, 2005

...An opponent's fumble was recovered for a touchdown?

VMI: Damian Jones vs. Navy (recovered in endzone), Oct. 11, 2014

Opp: Matt Johnson (Bucknell), 30 yds., Nov. 23, 2013

...Teammates rushed for 100 yards?

VMI: Howard Abegesah (111 yards) and Cam Jones (100 yards) vs. Army, Nov. 14, 2009

Opp: Isiaha Smith (134 yards) and Jake Stenson (120 yards), The Citadel, Nov. 22, 2014

...A quarterback had both 100 yards passing and rushing?

VMI: Kyle Hughes, 133 yards rushing and 141 yards passing vs. Richmond, Sept. 26, 2009

Opp: Troy Mitchell (Western Carolina), 109 yards rushing and 339 yards passing, Nov. 15, 2014

...An individual rushed for 200 yards?

VMI: Tim Maypray, 235 yards, vs. Presbyterian, Nov. 22, 2008

Opp: Edwin Gowins, 250 yards & Conte Cuttino, 233 yards, Stony Brook, Nov. 15, 2008

...A quarterback passed for 300 or more yards?

VMI: Al Cobb vs. The Citadel, 396 yards, Nov. 22, 2014

Opp: Lucas Beatty (Gardner-Webb), 430 yards, Oct. 18, 2014

...A receiver netted 100 yards in a game?

VMI: Aaron Sanders vs. The Citadel, 165 yards, Nov. 22, 2014

Opp: Terryon Robinson and Karnorris Benson (Western Carolina), 127 yards each, Nov. 15, 2014

...An individual rushed for 100 yards and netted 100 yards receiving?

VMI: Sean Mizzer, 106 yards rushing, 104 yards receiving, vs. Western Carolina, Nov. 2, 2002

Opp: N/A

...An individual intercepted 3 passes in a game?

VMI: Christian Kelly vs. Charleston Southern, Oct. 21, 2006

Opp: Marcus Johnson (The Citadel), Nov. 14, 1998

...An individual rushed for 3 or more touchdowns in a game?

VMI: Jabari Turner, vs. Davidson, 3, Sept. 13, 2014

Opp: Michael Eubanks (Samford), 4, Sept. 20, 2014

...An individual threw 4 or more touchdowns in a game?

VMI: Al Cobb vs. Gardner-Webb, 6, Oct. 18, 2014

Opp: Troy Mitchell (Western Carolina), 5, Nov. 15, 2014

...An individual caught 3 touchdown passes in a game?

VMI: Tera Frost vs. The Citadel, Nov. 11, 2000

Opp: Karnorris Benson (Western Carolina), 4, Nov. 15, 2014

...A punt was blocked?

VMI: Tony Richardson vs. The Citadel, Nov. 22, 2014

Opp: Herve Coby (Bowling Green), Sept. 6, 2014

...A defensive 2-pt conversion was scored?

VMI: Bryant Youngblood vs. Stony Brook, Nov. 15, 2008

...A blocked field goal was returned for a touchdown?

VMI: Robert Mason, 69 yards, vs. Austin Peay, Nov. 8, 2003

...A shutout was recorded?

VMI: vs. Saint Francis (49-0), Sept. 6, 2008

Opponent: Virginia (49-0), Sept. 21, 2013



Jabari Turner ran for three scores in a win over Davidson Sept. 13, 2014.



Chris Copeland celebrates after recovering a blocked punt for a TD Sept. 13, 2014 against Davidson.

All-Conference Players

First Team All-SoCon

SEASON	NAME, CLASS, POSITION
1935,36	Jim Farley, '37, G
1937,38	Paul Shu, '39, B
1942	Joe Muha, '43, B
1945,47	Chi Mills, '48, T
1945	Lyn Chewing, '49C, B
1952	Bill Brehaney, '53, B
1953	Johnny Mapp, '54, B
1956, 57	Sam Woolwine, '58, B
1957, 58	Jim McFalls, '59, T
1957	Lou Farmer, '58, G
1957	Bobby Jordan, '58, B
1958	Jerry Borst, '59, C
1958, 59	Sam Horner, '60, B
1959, 60	Howard Dyer, '61, B
1960	Don Kern, '61, B
1960	Lou Shuba, '61, G
1962, 63	Bill Welsh, '64, T
1964	Mike Patterson, '65, DB
1964,65	John Turner, '66, DT
1965,66,67	Bob Schmalzriedt, '68, LB
1967	Bob Habasevich, '69, HB
1967,68	Bob Biddle, '69, OG
1968	Kerr Kump, '68, DB
1970	Don Cupit, '72, KS
1971	Pete Ramsey, '72, OT
1972,73,74	Andy Derman, '75, OT
1973	Gene Williams, '74, DB
1974	Doug Hines, '76, C
1974	Ronnie Norman, '75, RB
1974,75	Ronnie Moore, '76, WR
1976,77	Ned Stepanovich, '78, DT
1976	Ed Glackin, '77, OT
1977	Andre Gibson, '78, RB
1977	Tom Replogle, '78, OG
1977	Greg Arnett, '78, DE
1977	Glen Jones, '78, LB
1977	Gary McNeal, '79, DB
1978	Bob Bookmiller, '79, OT
1977,78,79	Craig Jones, '80, KS
1979	Walt Bellamy, '80, DB
1979	John Shuman, '80, OT
1979,80,81	Floyd Allen, '82, RB
1980,81	Mike Eden, '82, DB
1981	Austin Beckham, '82, C
1981	Wade Foltz, '82, DE
1981,82	Melvin Rucker, '83, LB
1981,82	Jay Lasek, '83, OG
1982	Tom Radle, '83, TE
1984	Steve Pancham, '86, TE
1985,87	Mike Mayo, '88, DB
1988	Mark Stock, '88, WR
1991,92	Lorenzo Carpenter, '93, C
1991	Mike Perfetti, '92, DT
1994, 95, 96	Thomas Haskins, '97, TB
1996	Mike Rogers, '98, LB
2000	Richard Holland, '01 DB and RS
2002	Brent Barth, '03, P
2002	Joey Gibson, '02, QB

SoCon Players of the Week

SEASON	(AWARD) - NAME, POSITION, (DATE)
1962	Donny White, back (9/29)
1963	Joe Straub, guard (9/21)
	Charlie Cole, center (10/26)
	Bill Welsh, tackle (11/28)
1965	John Turner, tackle (10/16)
	Hill Ellett, quarterback (11/6 & 11/25)
1966	Don Taylor, guard (9/17)
1967	Charlie Bishop, quarterback (9/16)
	Kerr Kump, defensive back (11/11)
1968	Paul Fraim, defensive back (10/5)

	John Griffin, linebacker (11/9)
1970	Jerry Acuff, defensive tackle (9/12)
1971	Mac Bowman, tailback (9/18)
1972	Mac Bowman, tailback (11/4)
	Phil Upton, middle guard (11/18)
1973	Gene Williams, defensive back (10/6)
1974	Ronnie Moore, wide receiver (9/28)
	John Willison, linebacker (10/5)
	Phil Upton, middle guard (10/12 & 11/23)
1975	Glen Jones, linebacker (9/13)
	Ronnie Moore, wide receiver (9/27)
1976	Greg Arnett, defensive end (10/30)
1977	Craig Jones, placekicker (9/10)
	Andre Gibson, tailback (10/8)
	Gary McNeal, defensive back (10/15)
	Robby Clark, quarterback (11/5)
1978	Mike Alston, defensive back (10/14)
1979	Floyd Allen, tailback (10/6) & (10/27)
1980	Bruce Kitchen, linebacker (9/6)
	Melvin Rucker, linebacker (9/13) & (11/15)
	Chris Timmons, defensive tackle (10/18)
1981	Melvin Rucker, linebacker (11/14) & (11/21)
	Floyd Allen, tailback (9/12) & (10/24)
	Leslie Dunnville, defensive back (9/19)
1982	Tom Radle, tight end (9/11)
	Barry Smith, defensive end (11/13)
1985	Mike Mayo, defensive back (10/12)
	Al Comer, quarterback (10/26)
1986	David Brown, quarterback (10/11)
	Mark Stock, wide receiver (11/22)
1988	Jeff Barnes, defensive end (10/24)
	Wayne Purcell, linebacker (11/19)
1989	Raymond Flowers, linebacker (11/11)
	(freshman) - Tony Scales, quarterback (9/16)
	(freshman) - Dewayne Arkadie, defensive back (11/18)
1990	Tony Scales, quarterback (9/15 & 10/13)
	(freshman) - Butch Jennings, fullback (9/1)
1991	Tony Scales, quarterback (9/7 & 9/14)
	Dewayne Arkadie, defensive back (9/28)
	(freshman) - Tim Williams, defensive back (9/7)
1992	(freshman) - Terry Tucker, strong safety (9/19)
	(freshman) - Marlon Anderson, wide receiver, (9/26)
	(freshman) - Marlon Anderson, wide receiver (11/21)
1993	(freshman) - Thomas Haskins, halfback (11/6)
	Thomas Haskins, halfback (11/13)
1994	Thomas Haskins, tailback (9/3)
	Thomas Haskins, tailback (11/19)
1995	Thomas Haskins, tailback (9/9)
	Kelly Cook, linebacker (9/16)
	Thomas Haskins, tailback (10/14)
1996	Thomas Haskins, tailback (10/14)
	Thomas Haskins, tailback (11/16)
	Mike Rogers, linebacker (11/16)
1998	(freshman)-Aaron Mitchell, quarterback (10/10)
	(freshman) - Aaron Mitchell, quarterback (10/24)
1999	(freshman) - Matthew Kluk, nose tackle (10/2)
2000	Joey Gibson, quarterback (11/13)
2001	(freshman) - Titus Green, slotback (9/30)
	Derik Screen, linebacker (10/13)
2002	(freshman) Donnie Johnston, tight end (9/2)
	Joey Gibson, quarter back (9/9)
	(freshman) - Gary Price, slotback (10/14)
	(freshman) - Sean Mizzer, running back (10/21)
	(freshman) - Sean Mizzer, running back (11/4)
	Chris Walsh, linebacker (11/18)
2014	(freshman) - Al Cobb, quarterback (9/1)
	(offense) - Aaron Sanders (9/15)
	(student-athlete) - Chris Copeland (9/17)
	(freshman) - Al Cobb (10/20)
	(freshman) - Al Cobb (11/3)
	(freshman) - Al Cobb (11/24)

First Team All-Big South

SEASON	NAME, CLASS, POSITION
2003,06	Sean Mizzer, '06, RB
2003	Sam Brown, '04, OL
2003,05	Vicheal Foxx, '05, DT
2003	Derik Screen, '04, LB
2003	Musa Sarki, '04, DB
2003	Matt Sharpe, '04, PK
2004,05	Zohn Burden '06, WR
2004,05	Justin Huggard '06, LB
2004,05	Robert Mason, '06, DB
2004	Ross Booth '05, LS
2005	Jeremy Ward '06, OL
2006	Eric Hall, '06, DL
2006	Jamaal Walton, '06, DB
2007	Tommy Lloyd, '08, DE
2007	Tim Maypray, '09, KR
2009	Tim Maypray, '10, PR
2010	Josh Wine, '11, DT
2010	Michael Rainey-Wiles, '11, PR/KR
2010	A.J. Gross, '12, LB
2011	A.J. Gross, '12, LB
2011	Rob Bailey, '12, OL
2012	Charlie Jones '13, DL

Big South Players of the Week

SEASON	(AWARD) - NAME, POSITION, (DATE)
2003	(freshman) - Adam Peters, punter, (8/30)
	(offense) - Sean Mizzer, running back (9/6)
	(defense) - Vicheal Foxx, defensive tackle (10/4)
	(defense) - Justin Huggard, linebacker (10/11)
	(special teams) - Matt Sharpe, placekicker (10/18)
	(defense) - Derik Screen, linebacker (10/25)
	(special teams) - Matt Sharpe, placekicker (11/11)
2004	(defense) - Justin Huggard, linebacker (9/20)
	(defense) - Robert Mason, defensive back (10/18)
	(defense) - Robert Mason, defensive back (11/22)
	(special teams) - Barrett Way, placekicker (11/8)
2005	(offense) - Jonathan Wilson, quarterback (9/5)
	(defense) - Justin Huggard, linebacker (9/19)
	(defense) - Robert Mason, defensive back (9/26)
	(defense) - Justin Huggard, linebacker (10/3)
	(offense, Co-) - Jonathan Wilson, quarterback (10/3)
	(defense) - Todd Baldwin, linebacker (10/10)
	(special teams Co-) - Barrett Way, placekicker (10/24)
2006	(offense) - Sean Mizzer, running back (9/4)
	(defense) - Jamaal Walton, defensive back (9/4)
	(freshman) - Tim Maypray, slotback (10/9)
	(freshman) - Tim Maypray, slotback (10/16)
	(freshman) - Christian Kelly, defensive back (10/23)
	(freshman) - Kyle Hughes, quarterback (11/20)
2007	(defense) - Joe Taylor, linebacker (9/3)
	(offense) - Kyle Hughes, quarterback (10/11)
	(freshman) - Bryan Barnson - wide receiver (10/1)
	(offense) - Tim Maypray - slotback (10/15)
	(offense) - Tim Maypray - slotback (11/5)
	(special teams) - Tim Maypray - slotback (11/19)
2008	(offense) - Tim Maypray - quarterback (9/8)
	(special teams) - Greg Stevens - kicker (9/22)
	(offense) - Tim Maypray - quarterback (10/13)
	(defense) - A.J. Gross - linebacker (10/13)
	(offense) - Tim Maypray - quarterback/slotback (11/24)
2009	(special teams Co-) - Tim Maypray - punt ret. (10/6)
	(offense) - Howard Abegesah - running back (10/26)
	(defense) - Emilio Calvin - defensive end (10/26)
2010	(special teams) - Michael Rainey-Wiles - PR (9/6)
	(defense) - A.J. Gross - linebacker (10/4)
2011	(defense Co-) - Byron Allen - linebacker (10/17)
	(offense) - Eric Kordenbrock - quarterback (11/7)
2012	(defense) Adam Morgan, safety (10/8)
2013	(offense) - Eric Kordenbrock - quarterback (9/9)
	(freshman) - Matthew Nicholson - wide receiver (9/30)
	(special teams) - Dillon Christopher - kicker (11/11)


Records - Scoring




Thomas Haskins
308 Career Points



Tim Maypray
228 Career Points



Craig Jones
221 Career Points



Sean Mizzer
186 Career Points

Career Leaders - Scoring

Most Points Scored

Thomas Haskins	308	1993-96
Kyle Hughes	236	2006-09
Tim Maypray	228	2006-09
Craig Jones	221	1976-79
Sean Mizzer	186	2002-06
Matt Sharpe	176	2001-03
Floyd Allen	176	1978-81
Marcus Mines	164	1989-92
Mike Harris	154	1995-98
Wade Hawkins	146	1987-90

Most Touchdowns

Thomas Haskins	50	1993-96
Tim Maypray	38	2006-09
Sean Mizzer	31	2002-06
Floyd Allen	29	1978-81
Marcus Mines	27	1989-92
Mark Stock	20	1985-88
Tony Scales	19	1989-92
Chaz Jones	19	2008-11
Kim Glidewell	18	1973-76
Bobby Jordan	18	1954-57
Ronnie Moore	17	1972-75
Howard Dyer	17	1958-60

Most Touchdowns Responsible For (Includes TD Passes)

Thomas Haskins	53	1993-96
Joey Gibson	47	1999-2002
Jonathan Wilson	42	2003-06
Tim Maypray	42	2006-09
Howard Dyer	39	1958-60
Kyle Hughes	39	2006-09

Most Points Responsible For

Thomas Haskins	326	1993-96
Joey Gibson	286	1999-2002
Howard Dyer	256	1958-60
Tim Maypray	256	2006-09
Jonathan Wilson	256	2003-06

Most Points Scored by Kicking

Craig Jones	221	1976-79
Matt Sharpe	176	2001-03
Mike Harris	154	1995-98
Wade Hawkins	146	1987-90
Barrett Way	142	2004-06
Jeff Sexton	140	2009-12
Dillon Christopher	109	2013-14

Most 2-Pt. Conversions Scored

Don Kern	6	1958-60
Tony Scales	4	1989-92
John Hince	4	1965-67
Thomas Haskins	4	1993-96

Most 2-Pt. Conversions Attempted

Howard Dyer	27	1958-60
Bobby Mitchell	12	1959-61

Most Kick PAT's Made

Matt Sharpe	95	2001-03
Jeff Sexton	86	2009-12
Mike Harris	73	1995-98

Dillon Christopher...60...2013-14

Craig Jones	56	1976-79
Barrett Way	55	2004-06
Wade Hawkins	53	1987-90
Mike Harris	51	1995-96
Greg Stevens	48	2008

Most Kick PAT's Attempted

Matt Sharpe	101	2001-03
Jeff Sexton	92	2009-Pres
Mike Harris	78	1995-98

Dillon Christopher...63...2013-14

Barrett Way	61	2004-06
Craig Jones	60	1976-79
Wade Hawkins	57	1987-90
Mike Harris	56	1995-96
Two Tied	50	

Most Field Goals Made

Craig Jones	55	1976-79
Wade Hawkins	31	1987-90
Barrett Way	29	2004-06
Matt Sharpe	27	2001-03
Mike Harris	27	1995-98
Jeff Sexton	18	2009-12
Mike Cole	17	1971-73
Geoff Goff	16	1991-94
Lee Wimbish	16	1980-83
Dillon Christopher	16	2013-14

Most Field Goals Attempted

Craig Jones	83	1976-79
Wade Hawkins	52	1987-90
Mike Harris	48	1995-98
Matt Sharpe	38	2001-03
Barrett Way	37	2004-06
Jeff Sexton	35	2009-12
Lee Wimbish	32	1980-83
Mike Cole	32	1971-73
Dillon Christopher	29	2013-14

Highest Field Goal Pct. (min. 20 att.)

Barrett Way	78.4%	2004-06
Rick Tufaro	71.4%	1974-75
Matt Sharpe	71.1%	2001-03
Craig Jones	66.3%	1976-79
Wade Hawkins	59.6%	1987-90
Geoff Goff	59.6%	1991-94

Single-Season Leaders

Individual

Most Points Scored

Thomas Haskins	106	1995
Thomas Haskins	92	1996
Matt Sharpe	91	2003
Johnny Mapp	78	1953
Floyd Allen	78	1981
Tim Maypray	78	2008

Most Points Responsible for

Joey Gibson	146	2002
Howard Dyer	138	1960
Al Cobb	132	2014
Jonathan Wilson	108	2003
Two Tied	106	

Most Touchdowns Scored

Thomas Haskins	17	1995
Thomas Haskins	15	1996
Johnny Mapp	13	1953
Floyd Allen	13	1981
Tim Maypray	13	2008

Most Touchdowns Responsible for

Joey Gibson	24	2002
Al Cobb	22	2014
Howard Dyer	20	1960
Jonathan Wilson	18	2003
Four Tied	17	

Most PAT's by Placement

Greg Stevens	48	2008
Matt Sharpe	40	2003
Matt Sharpe	37	2002
Dillon Christopher	33	2014
Mike Harris	29	1995
Dillon Christopher	28	2013
Patrick Sweeney	27	2007
Jeff Sexton	26	2009
Two Tied	24	

Most 2-pt Conversions, Running

Sam Horner	3	1958
------------	---	------

Most 2-pt Conversion, Passing

Howard Dyer	9	1960
-------------	---	------

Most 2-pt Conversions, Receiving

John Hince	3	1967
Dick Willard	3	1960
Don Kern	3	1960

Team

Most Touchdowns Scored	51	2008
Fewest Touchdowns Scored	9	1971 & 1997
Most Points Scored	378	2008
Fewest Points Scored	77	1999

Single-Game Leaders

Individual

Most Points Scored

Thomas Haskins	28	Liberty, 1995
Bobby Jordan	28	Stetson, 1956
Tim Maypray	24	Presbyterian, 2008
Thomas Haskins	24	The Citadel, 1996
Stinson Jones	24	Buffalo, 1961
Donn Kern	24	George Washington, 1960
Johnny Mapp	24	Catawba, 1953

Most Points Responsible For

Al Cobb	38	Gardner-Webb, 2014
Tony Scales	34	William & Mary, 1990
Dave Brown	30	The Citadel, 1986
Bobby Mitchell	30	Buffalo, 1961
Two Tied	28	

Most Touchdowns Scored

Tim Maypray	4	Presbyterian, 2008
Thomas Haskins	4	The Citadel, 1996
Thomas Haskins	4	Liberty, 1995
Donn Kern	4	George Washington, 1960
Stinson Jones	4	Buffalo, 1961
Bobby Jordan	4	Stetson, 1956
Johnny Mapp	4	Catawba, 1953

Most Touchdowns Responsible For

Al Cobb	6	Gardner-Webb, 2014
Tony Scales	5	William & Mary, 1990
Dave Brown	5	The Citadel, 1986
Bobby Mitchell	5	Buffalo, 1961
11 Players	4	

Most Rushing Touchdowns

Thomas Haskins	4	Liberty, 1995 & The Citadel, 1996
----------------	---	-----------------------------------

Most Touchdown Passes Caught

Tera Frost	3	Morehead State, 1998
Dan Lyle	3	William & Mary, 1990
Stinson Jones	3	Buffalo, 1961
Dick Evans	3	Davidson, 1959
Dick Evans	3	George Washington, 1959

Most PAT Placements Scored

Greg Stevens	9	Chowan, 2008
David Tyler	8	Central Florida, 1982

Most Points Via Conversions (all methods)

Greg Stevens	9	Chowan, 2008
David Tyler	8	Central Florida, 1982

Most 2-point Conversions Rushing

Thomas Haskins	2	Liberty, 1995
Tony Scales	2	William & Mary, 1990
Donn Kern	2	The Citadel, 1959

Most 2-point Conversions Passing

Howard Dyer	3	Virginia, 1960
-------------	---	----------------

Most 2-point Conversions Receiving

John Hince	2	Davidson, 1967
------------	---	----------------

Most Field Goals

Craig Jones	5	William & Mary, 1977
Matt Sharpe	4	Coastal Carolina, 2003
Matt Sharpe	4	Gardner-Webb, 2003
Craig Jones	4	Appalachian State, 1976
Barrett Way	3	Gardner-Webb, 2005
Matt Sharpe	3	Charleston Southern, 2003
Wade Hawkins	3	East Tennessee State, 1989
Lee Wimbish	3	Furman, 1980
Craig Jones	3	Richmond, 1978
Donn Cupit	3	The Citadel, 1970

Highest Field Goal Percentage (min. 3 att.)


Craig Jones	100% (5-5)	William & Mary, 1977
Matt Sharpe	100% (4-4)	Gardner-Webb, 2003
Geoff Goff	100% (4-4)	Appalachian State, 1994
Barrett Way	100% (3-3)	Charleston Southern, 2006
Barrett Way	100% (3-3)	Gardner-Webb, 2005
Craig Jones	100% (3-3)	Richmond, 1978
Lee Wimbish	100% (3-3)	Furman, 1980
Wade Hawkins	100% (3-3)	East Tennessee State, 1989

Team

Most Points Scored	69	Central Florida, 1982 & Chowan, 2008
Most Touchdowns Scored	10	Central Florida, 1982 & Chowan, 2008
Most Safeties Scored	1	14 Times, Last Gardner-Webb, 2009
Most PAT Placements Scored	9	Central Florida, 1982 & Chowan, 2008
Most 2 pt. Conversions	4	Davidson, 1967
Most 2 pt. Conv. - rushing	3	UT-Chattanooga, 1992
Most 2 pt. Conv. - passing	3	Virginia, 1960
Most Points Via Conversions	10	Davidson, 1967
Most Field Goals	5	William & Mary, 1977
Largest Victory Margin	69	Central Florida, 1982
Largest Losing Margin	67	Cincinnati, 1953



(Right) Lee Wimbish (1980-83) equaled a school record by converting all three field goals he attempted against Furman as a freshman.



(Left) Floyd Allen (1978-81) scored 30 touchdowns in his career and ranks among the top five in career scoring, touchdowns, rushing yards, rushing attempts and 100-yard rushing games.

Records - Rushing



Thomas Haskins (1993-96) is VMI's all-time leading rusher (5,349 yards) and holds 21 school records.

1,000 Yard-Club

	YEAR	ATT.	YARDS
Thomas Haskins	1996	286	1,698
Thomas Haskins	1995	248	1,548
Thomas Haskins	1994	258	1,509
Floyd Allen	1980	291	1,276
Tim Maypray	2008	195	1,266
Floyd Allen	1979	265	1,249
Sean Mizzer	2003	207	1,244
Andre Gibson	1977	256	1,218
Howard Abegesah	2007	223	1,121
Tony Scales	1991	185	1,105
Ronnie Norman	1974	205	1,045
Sean Mizzer	2006	209	1,022

Year-By-Year Leaders

YEAR	PLAYER	ATT	YARDS
1953	John Mapp	114	656
1954	Nick Servidio	124	534
1955	Sam Woolwine	100	480
1956	Sam Woolwine	107	507
1957	Sam Woolwine	105	531
1958	Sam Horner	102	612
1959	John Traynham	92	491
1960	Stinson Jones	82	289
1961	Stinson Jones	60	256
1962	Bill Davis	81	316
1963	Chuck Beale	61	284
1964	Granville Amos	68	312
1965	Tom Slater	123	489
1966	Bob Habasevich	80	317
1967	Bob Habasevich	187	663
1968	Tom Sowers	221	792
1969	Tom Sowers & Tom Byer	68	162
1970	Mac Bowman	84	162
1971	Mac Bowman	117	360
1972	Mac Bowman	224	732
1973	Mac Bowman	161	641
1974	Bruce Torbett	118	407
1975	Ronnie Norman	205	1,045
1976	Kim Glidewell	197	643
1977	Andre Gibson	121	566
1978	Andre Gibson	256	1,218
1979	Butch Hostetter	157	636
1980	Floyd Allen	265	1,249
1981	Floyd Allen	291	1,276
1982	Floyd Allen	264	861
1983	Stan Bass	197	680
1984	Trent Bridges	162	630
1985	Trent Bridges	132	455
1986	Dan Monahan	91	432
1987	Trent Bridges	68	283
1988	Joe France	108	395
1989	Scott Council	180	557
1990	Marcus Mines	118	638
1991	Tony Scales	134	544
1992	Tony Scales	185	1,105
1993	Tony Scales	147	577
1994	Thomas Haskins	106	594
1995	Thomas Haskins	258	1,509
1996	Thomas Haskins	248	1,548
1997	Thomas Haskins	286	1,698
1998	Avi Hopkins	157	623
1999	Gene Cauthen	93	351
2000	Gene Cauthen	78	298
2001	Gene Cauthen	143	566
2002	Gene Cauthen	187	710
2003	John Bell	136	522
2004	Sean Mizzer	207	1,244
2005	Sean Mizzer	176	729
2006	Nat Jackson	153	622
2007	Sean Mizzer	209	1,022
2008	Howard Abegesah	223	1,121
2009	Tim Maypray	195	1,266
2010	Howard Abegesah	171	954
2011	Chaz Jones	133	502
2012	Chaz Jones	157	629
2013	Jabari Turner	110	375
2014	Derrick Zigar	148	768
2015	Deon Watts	113	502

Career Leaders

Most Net Rushing Yards

Thomas Haskins	5,349	1993-96
Sean Mizzer	3,733	2002-06
Floyd Allen	3,569	1978-81
Howard Abegesah	2,860	2006-09
Tony Scales	2,475	1989-92
Tim Maypray	2,456	2006-09
Marcus Mines	2,430	1989-92
Kim Glidewell	2,168	1973-76
Andre Gibson	2,097	1974-77

Most Rushing Attempts

Thomas Haskins	898	1993-96
Floyd Allen	860	1978-81
Sean Mizzer	741	2002-06
Kim Glidewell	614	1973-76
Tony Scales	562	1989-92
Howard Abegesah	512	2006-09

Most Rushing Touchdowns

Thomas Haskins	50	1993-96
Sean Mizzer	27	2002-06
Floyd Allen	27	1978-81
Marcus Mines	26	1989-92
Tim Maypray	22	2006-09
Tony Scales	19	1989-92
Chaz Jones	18	2008-11

Kim Glidewell	18	1973-76
Howard Abegesah	16	2006-09
Sam Horner	16	1956-59

Most 100 Yd. Rushing Games

Thomas Haskins	24	1993-96
Sean Mizzer	18	2002-06
Floyd Allen	17	1978-81
Howard Abegesah	13	2006-09
Andre Gibson	9	1974-77
Ronnie Norman	9	1972-74

Most 200 Yd. Rushing Games

Thomas Haskins	10	1993-96
Tony Scales	2	1989-92

Most Consecutive 100 Yd. Rushing Games

Floyd Allen	6	1980
Thomas Haskins	5	1996
Sean Mizzer	4	2003
Andre Gibson	4	1977
Five people	3	

Single-Season Leaders

Individual

Most Rushing Attempts

Floyd Allen2911980
Thomas Haskins2861996
Floyd Allen2651979

Most Yards Gained Rushing

Thomas Haskins1,6981996
Thomas Haskins1,5481995
Thomas Haskins1,5091994
Floyd Allen1,2761980
Tim Maypray1,2662008
Floyd Allen1,2491979
Sean Mizzer1,2442003

Most Rushing Touchdowns

Thomas Haskins171995
Thomas Haskins151996
Tim Maypray122008
Floyd Allen121981

Most 100 Yard Rushing Games

Thomas Haskins81996
Floyd Allen81980
Sean Mizzer72003
Thomas Haskins71995
Thomas Haskins71994
Floyd Allen71979
Ronnie Norman71974

Most 200 Yard Rushing Games

Thomas Haskins41996
----------------	--------	-----------

Team

Most Rushing Attempts7031991

Fewest Rushing Attempts3452001

Most Net Rushing Yards3,9322008


Fewest Net Rushing Yards6911969

Most Rushing Touchdowns372008

Fewest Rushing Touchdowns31988, 1999

200-Yard Games

277Thomas HaskinsThe Citadel, 1996
266Thomas HaskinsChattanooga, 1996
251Thomas HaskinsRichmond, 1994
250Thomas HaskinsThe Citadel, 1994
246Floyd AllenFurman, 1979
241Thomas HaskinsAppalachian State, 1996
235Tim MayprayPresbyterian, 2008
227Thomas HaskinsChattanooga, 1996
225Thomas HaskinsAppalachian State, 1994
224Thomas HaskinsThe Citadel, 1993
215Tim SowersDavidson, 1968
210Thomas HaskinsRichmond, 1996
209Marcus MinesWest Virginia Tech, 1992
206Sean MizzerDavidson, 2003
205Tony ScalesAppalachian State, 1991
204Tony ScalesRichmond, 1991
200Thomas HaskinsAppalachian State, 1995



Sean Mizzer (2002-06) ranks second in VMI's record book with 3,733 career rushing yards and led the Keydets in rushing for three seasons.

Single-Game Leaders

Individual

Most Rushing Attempts

Tom Sowers52Davidson, 1968
Floyd Allen44Western Carolina, 1981
Thomas Haskins39Appalachian State, 1996
Floyd Allen39Furman, 1979
Floyd Allen38William & Mary, 1980
Thomas Haskins38Appalachian State, 1996

Three Players Each 100 Yards Rushing

H. Abegesah (157), K. Hughes (136), J. Robinson (100)Robert Morris, 2007
T. Scales (167), M. Mines (113), S. Council (110)East Tennessee State, 1991

Two Players Each 100 Yards Rushing

Howard Abegesah (112), Cam Jones (100)Army, 2009
Tim Maypray (235), Howard Abegesah (151)Presbyterian, 2008
Tim Maypray (116), Zach Collins (112)Saint Francis, 2008
Sean Mizzer (206), T.J. Snelling (109)Davidson, 2003
T.J. Snelling (135), Sean Mizzer (121)Liberty, 2002
Thomas Haskins (227), Jason White (101)Chattanooga, 1996
Tony Scales (204), Scott Council (191)Richmond, 1991
Tony Scales (161), Marcus Mines (112)Western Carolina, 1991
Floyd Allen (190), Butch Hostetter (101)Appalachian State, 1979
Ronnie Norman (121), Kim Glidewell (157)William and Mary, 1974
Ronnie Norman (173), Kim Glidewell (114)Colgate, 1974

Team

Most Rushing Attempts90East Tennessee State, 1990

Fewest Rushing Attempts18Richmond, 2013

Most Net Rushing Yards531Richmond, 1991

Fewest Net Rushing Yards-18East Tennessee State, 2000

Most Rushing Touchdowns10Central Florida, 1982

Records - Passing



Joey Gibson (1999-2002) is VMI's career leader in passing touchdowns with 38 and ranks second in yards with 5,607.

Career Leaders

Most Passing Yards

Eric Kordenbrock.....	6,1422010-13
Joey Gibson.....	5,6071999-2002
Dave Brown.....	5,6031985-88
Jonathan Wilson.....	5,0962003-06
Al Comer.....	4,0501982-85

Most Completions

Eric Kordenbrock.....	5672010-13
Joey Gibson.....	4651999-2002
Jonathan Wilson.....	4192003-06
Dave Brown.....	4161985-88
Al Comer.....	3371982-85

Most Attempts

Eric Kordenbrock.....	1,0322010-13
Joey Gibson.....	9081999-2002
Dave Brown.....	7801985-88
Al Lester.....	7461994-97
Jonathan Wilson.....	7212003-06

Highest Completion Percentage

Jonathan Wilson.....	58.1%2003-06
Eric Kordenbrock.....	53.9%2010-13
Dave Brown.....	53.3%1985-88
Howard Dyer.....	52.1%1958-60
Joey Gibson.....	51.2%1999-2002

Pass Efficiency

Howard Dyer.....	139.741958-60
(149/286, 2453 yds., 22 TD, 14 int.)		
Dave Brown.....	117.181985-88
(416/780, 5603 yds., 28 TD, 44 int.)		
Hill Ellett.....	102.541964-66
(219/460, 2771 yds., 23 TD, 28 int.)		

Most Touchdown Passes

Joey Gibson.....	381999-2002
Eric Kordenbrock.....	322010-13
Dave Brown.....	281985-88
Jonathan Wilson.....	282003-06
Kyle Hughes.....	252006-09

Most 200 Yard Passing Games

Joey Gibson.....	131999-2002
Eric Kordenbrock.....	132010-13
Jonathan Wilson.....	122003-06
Dave Brown.....	81985-88

Most Interceptions Thrown

Dave Brown.....	441985-88
Tom Schultze.....	431972-73
Al Comer.....	391982-85
Murphy Sprinkel.....	371968-70
Robby Clark.....	361975-78
Al Lester.....	361994-97

Single-Season Leaders

Individual

Highest Pass Efficiency

Howard Dyer.....	175.201959
(55/105, 1,072 yds, 13 TD, 2 int)		
Dave Brown.....	133.281986
(106/209, 1,995 yds, 10 TD, 14 int)		
Kirk Monteleone.....	123.642004
(76/120, 808 yds, 5 TD, 6 int)		
Howard Dyer.....	115.491960
(87/168, 1,222 yds, 8 TD, 11 int)		

Most Passes Attempted

Al Cobb.....	4382014
Al Comer.....	3481985
Joey Gibson.....	3482002
Eric Kordenbrock.....	3442012
Eric Kordenbrock.....	3352011

Most Passes Completed

Al Cobb.....	2692014
Eric Kordenbrock.....	1932012
Al Comer.....	1851985
Jonathan Wilson.....	1842005
Joey Gibson.....	1812002

Most Yards Gained Passing

Al Cobb.....	2,9712014
Al Comer.....	2,3801985
Joey Gibson.....	2,3282002
Jonathan Wilson.....	2,2602003
Dave Brown.....	2,1411988
Eric Kordenbrock.....	2,0082012
Dave Brown.....	1,9951986

Most TD Passes Thrown

Al Cobb.....	202014
Joey Gibson.....	172002
Dave Brown.....	131988
Howard Dyer.....	131959
Jonathan Wilson.....	122003
Two Tied.....	11	

Best Pass Completion %

Kirk Monteleone.....	63.3%	(76-120).....2004
Jonathan Wilson.....	62.4%	(184-295).....2005
Al Cobb.....	61.4%	(269-438).....2014
A.J. Augustine.....	58.9%	(93-158).....2013
Eric Kordenbrock.....	57.3%	(137-239).....2013
Jonathan Wilson.....	56.8%	(168-296).....2003
Eric Kordenbrock.....	56.1%	(193-344).....2012
Dave Brown.....	55.3%	(126-228).....1987
Kyle Hughes.....	54.9%	(28-51).....2006

Most 200 Yard Passing Games

Al Cobb.....	92014
Joey Gibson.....	72002
Jonathan Wilson.....	62003
Al Comer.....	51985
Eric Kordenbrock.....	52012
Four Tied.....	4	

Team

Most Passes Attempted.....	4722014
Fewest Passes Attempted.....	862008
Most Passes Completed.....	2852014
Fewest Passes Completed.....	271955
Most Touchdown Passes.....	212014
Fewest Touchdown Passes.....	01989
Most Yards Gained Passing.....	3,2502014
Fewest Yards Gained Passing.....	4381955

1,000 Yard-Club

	YEAR	CMP - ATT	YARDS
Al Cobb	2014	269 - 438	2,971
Al Comer	1985	185 - 348	2,380
Joey Gibson	2002	181 - 348	2,328
Jonathan Wilson	2003	168 - 296	2,260
Dave Brown	1988	178 - 329	2,141
Eric Kordenbrock	2012	193 - 344	2,008
Dave Brown	1986	106 - 209	1,995
Jonathan Wilson	2005	184 - 295	1,861
Eric Kordenbrock	2011	170 - 335	1,792
Tommy Schultze	1972	120 - 242	1,728
Eric Kordenbrock	2013	137 - 239	1,619
Joey Gibson	2001	144 - 276	1,572
Kelly Raber	1981	110 - 215	1,450
Joey Gibson	2000	120 - 236	1,439
Tommy Schultze	1973	116 - 242	1,400
Dave Brown	1987	126 - 228	1,368
Tony Scales	1992	69 - 153	1,312
Hill Ellett	1966	105 - 205	1,281
Kelly Raber	1982	115 - 231	1,256
Hill Ellett	1965	98 - 210	1,254
Howard Dyer	1960	87 - 168	1,222
Dan Fritz	1980	83 - 186	1,202
Mark Lambert	1975	100 - 188	1,176
Murphy Sprinkel	1968	81 - 222	1,163
Al Lester	1995	100 - 207	1,159
A.J. Augustine	2013	93 - 158	1,149
Al Lester	1994	96 - 224	1,107
Al Comer	1983	97 - 214	1,109
Kyle Hughes	2007	58 - 113	1,097
Howard Dyer	1959	55 - 105	1,072
Murphy Sprinkel	1969	95 - 287	1,004

Year-By-Year Leaders

YEAR	PLAYER	COMP - ATT	YARDS
1953	David Woolwine	32 - 78	440
1954	David Woolwine	35 - 105	530
1955	Bill Nebraska	14 - 49	216
1956	Duke Johnston	41 - 101	653
1957	Duke Johnston	37 - 90	520
1958	Bill Nebraska	26 - 67	497
1959	Howard Dyer	55 - 105	1,072
1960	Howard Dyer	87 - 168	1,222
1961	Bobby Mitchell	69 - 162	949
1962	Mark Mulrooney	24 - 68	263
1963	Butch Nunnally	53 - 124	744
1964	Charlie Snead	65 - 133	899
1965	Hill Ellett	92 - 210	1,254
1966	Hill Ellett	105 - 205	1,281
1967	Russ Quay	75 - 151	912
1968	Murphy Sprinkel	81 - 222	1,163
1969	Murphy Sprinkel	95 - 187	1,004
1970	Gary Shope	38 - 114	462
1971	Vern Beitzel	77 - 204	934
1972	Tommy Schultze	120 - 242	1,728
1973	Tommy Schultze	116 - 242	1,400
1974	Tony Farry	51 - 117	609
1975	Mark Lambert	100 - 188	1,176
1976	Robby Clark	40 - 96	516
1977	Robby Clark	54 - 105	867
1978	Robby Clark	70 - 173	872
1979	John Bangley	62 - 122	791
1980	Dan Fritz	83 - 186	1,202
1981	Kelly Raber	110 - 215	1,450
1982	Kelly Raber	115 - 231	1,256
1983	Al Comer	97 - 214	1,109
1984	Jim Daly	60 - 124	614
1985	Al Comer	185 - 348	2,380
1986	Dave Brown	106 - 209	1,995
1987	Dave Brown	126 - 228	1,368
1988	Dave Brown	178 - 329	2,141
1989	Tony Scales	16 - 43	337
1990	Tony Scales	39 - 93	751
1991	Tony Scales	30 - 82	613
1992	Tony Scales	69 - 153	1,312
1993	Spike Johnson	29 - 74	377
1994	Al Lester	96 - 224	1,107
1995	Al Lester	100 - 207	1,159
1996	Al Lester	77 - 146	765
1997	Al Lester	63 - 159	686
1998	Aaron Mitchell	53 - 102	916
1999	Joey Gibson	20 - 48	268
2000	Joey Gibson	120 - 236	1,439
2001	Joey Gibson	144 - 276	1,572
2002	Joey Gibson	181 - 348	2,328
2003	Jonathan Wilson	108 - 296	2,260
2004	Kirk Montealeone	76 - 120	808
2005	Jonathan Wilson	184 - 295	1,861
2006	Jonathan Wilson	45 - 92	759
2007	Kyle Hughes	58 - 113	1,097
2008	Kyle Hughes	21 - 52	478
2009	Kyle Hughes	47 - 99	697
2010	Cameron Jones	84 - 172	831
2011	Eric Kordenbrock	170 - 335	1,792
2012	Eric Kordenbrock	193 - 344	2,008
2013	Eric Kordenbrock	137 - 239	1,619
2014	Al Cobb	269 - 438	2,971

Single-Game Leaders

Individual

Highest Pass Efficiency (10-19 atts.)

Tony Scales 404.79 William & Mary, 1990
(9/12, 314 yds., 4TDs, 0 int)

Highest Pass Efficiency (20-29 atts.)

Dave Brown 230.40 The Citadel, 1986
(8/20, 320 yds., 4 TDs, 1 int)

Highest Pass Efficiency (30+ atts.)

Hill Ellett 191.93 Virginia, 1966
(22/32, 274 yds., 4 TDs, 0 int)

Most Passes Completed

Al Cobb 34 **Gardner-Webb, 2014**
Eric Kordenbrock 34 Robert Morris, 2013
Eric Kordenbrock 31 Liberty, 2011
Al Cobb 30 **Mercer, 2014**
Kirk Montealeone 27 Liberty, 2004
Eric Kordenbrock 27 North Greenville, 2013
Al Cobb 27 **Bucknell, 2014**
Al Cobb 27 **The Citadel, 2014**
Four Tied (Last Cobb vs. BGSU, 2014) 26

Most Passes Attempted

Joey Gibson 57 East Tennessee State, 2001
Dave Brown 55 Marshall, 1988
Al Cobb 53 **Gardner-Webb, 2014**
Eric Kordenbrock 51 Robert Morris, 2013
Murphy Sprinkel 49 Boston College, 1968
Eric Kordenbrock 47 Liberty, 2011
Al Cobb 45 **Western Carolina, 2014**
Joey Gibson 45 Wofford, 2001
Al Cobb 43 **Bowling Green, 2014**
Al Cobb 43 **The Citadel, 2014**
Two Others Tied 43

Highest Completion Percentage (At least 10 atts.)

Mark Lambert 90.0% (9-10) Virginia, 1975

Highest Completion Percentage (11-19 atts.)

Jonathan Wilson 83.3% (15-18) Davidson, 2005

Highest Completion Percentage (20-29 atts.)

Al Comer 72.7% (16-22) East Tennessee State, 1983

Highest Completion Percentage (30+ atts.)

Eric Kordenbrock 71.9% (23-32) Presbyterian, 2012

Most Yards Gained Passing

Dave Brown 422 Appalachian State, 1986
Al Cobb 396 **The Citadel, 2014**
Dave Brown 390 East Tennessee State, 1986
Eric Kordenbrock 369 North Greenville, 2013
Eric Kordenbrock 359 Robert Morris, 2013
Al Cobb 351 **Gardner-Webb, 2014**

Most Touchdown Passes Thrown

Al Cobb 6 **Gardner-Webb, 2014**
Bobby Mitchell 5 Buffalo, 1961
Six Tied 4 Last done, 2013

Most Interceptions Thrown

Tom Schultz 6 Navy, 1973
Murphy Sprinkel 6 Boston College, 1968

Team

Most Passes Attempted 58 Wofford, 2001
Fewest Passes Attempted 2 The Citadel, 1955 & 1999
Most Passes Completed 34 **Robert Morris, 2013 and Gardner-Webb, 2014**
Fewest Passes Completed 0 The Citadel, 1999
..... 0 Marshall, 1989
..... 0 Boston College, 1954
..... 0 The Citadel, 1953
Most Net Yards Passing 422 Appalachian State, 1986
Fewest Net Yards Passing -1 Richmond, 2006
Most Touchdown Passes 5 Boston College, 1968
Most Passes Had Intercepted 6 Buffalo, 1961

Records - Receiving



Mark Stock (1985-88) still holds the school's single-game, single-season and career receiving yards records and had 17 career 100-yard receiving games.

Career Leaders

Most Receptions

Mark Stock	165	1985-88
Zohn Burden	162	2002-05
Ronnie Moore	153	1972-75
Gary Price	117	2002-05
James Wright	114	1984-87
Steve Panchan	111	1982-85
T.J. Snelling	105	2000-03
Pedro Garcia	98	1998-99,01-02

Most Receiving Yards

Mark Stock	3,091	1985-88
Ronnie Moore	2,297	1972-75
Zohn Burden	2,111	2002-05
Dan Lyle	1,794	1989-92
James Wright	1,507	1984-87
Teray Frost	1,477	1997-2000
Pedro Garcia	1,373	1998-99,01-02

Most Touchdown Receptions

Mark Stock	20	1985-88
Zohn Burden	13	2002-05
Teray Frost	13	1997-2000
Tim Maypray	13	2006-09
Ronnie Moore	12	1972-75

Most Consecutive Games With A Reception

Zohn Burden	34	2002-05
Gary Price	34	2002-05
Kevin Solomon	23	1999-2002
Mark Stock	22	1985-88
Ronnie Moore	22	1972-73
Johnny Garnett	18	1976-77

Most 100-Yard Receiving Games

Mark Stock	17	1985-88
Zohn Burden	5	2002-05
Ronnie Moore	4	1972-75
Dan Lyle	3	1989-92
Keith Washington	3	1983-86
Teray Frost	3	1997-00

Two Players Each 100 Yards Receiving

Frank Easterly (118), Jimmy Burg (112)	Davidson, 1967
James Wright (154), Mark Stock (109)	Marshall, 1985
Mark Stock (159), Keith Washington (122)	The Citadel, 1986

Single-Season Leaders

Most Receptions

Mark Stock	74	1988
Aaron Sanders	58	2014
Zohn Burden	58	2005
Zohn Burden	57	2004
Tom Radle	54	1982
Pedro Garcia	48	2001
Ronnie Moore	47	1975

Most TD Receptions

Mark Stock	9	1988
Carl Rhodes	9	1965
Dick Evans	9	1959
Mark Stock	8	1986
Sam Patterson	8	2013

Most 100 Yard Receiving Games

Mark Stock	8	1988
Mark Stock	5	1986
Mark Stock	3	1985
Aaron Sanders	3	2014

500-Yard Club

YEAR	REC	YARDS
Mark Stock	74	1,161
Mark Stock	45	1,123
Aaron Sanders	58	901
Pedro Garcia	46	803
Zohn Burden	58	742
Dick Evans	35	698
Ronnie Moore	46	676
Ronnie Moore	40	673
Ronnie Moore	47	662
Teray Frost	37	654
Sam Patterson	38	646
Dan Lyle	29	631
Teray Frost	41	621
Tim Maypray	31	615
Mark Stock	31	605
Jeff Hubbard	40	603
Zohn Burden	36	599
Tom Radle	54	598
Zohn Burden	57	595
Doug Burton	38	581
James Wright	37	566
Pedro Garcia	48	540
Tracy Hairston	40	521
Dan Lyle	23	520
Carl Rhodes	32	518
Frank Easterly	36	508
Frank Easterly	43	506

Single-Game Leaders

Most Receptions

Jeff Hubbard	13	Furman, 1995
Aaron Sanders	10	Davidson, 2014
Zohn Burden	10	Ohio, 2004 & Liberty, 2004
John Puvogel	10	Samford, 2001
Teray Frost	10	Morehead State, 1998
Tom Radle	10	Virginia, 1982
Frank Easterly	10	Boston College, 1967

Most Receiving Yards

Mark Stock	263	East Tennessee State, 1986
Mark Stock	220	Appalachian State, 1986
Aaron Sanders	215	Davidson, 2014
Tim Maypray	209	Charleston Southern, 2007
Teray Frost	193	Morehead State, 1998
Jeff Hubbard	183	Furman, 1995
Sam Patterson	161	Presbyterian, 2013
Mark Stock	159	The Citadel, 1986
Dan Lyle	154	William & Mary, 1990
James Wright	154	Marshall, 1985

Year-By-Year Leaders

YEAR	PLAYER	REC	YARDS
1953	Charlie Boyd	12	127
1954	Tom Dooley	11	229
1955	Dale Vaughn	6	92
1956	Bobby Jordan	14	249
1957	Bobby Jordan	19	317
1958	Carl Kasko	12	220
1959	Dick Evans	35	698
1960	Stinson Jones	26	394
1961	Kenny Reeder	26	323
1962	Kenny Reeder	12	159
1963	Joe Bush	20	333
1964	Joe Bush	18	232
1965	Carl Rhodes	32	518
1966	Bill McGowan	23	235
1967	Frank Easterly	43	506
1968	Frank Easterly	36	508
1969	Colby Trammell	29	324
1970	Steve Conlan	26	291
1971	Don Reisch	18	183
1972	Ronnie Moore	40	673
1973	Ronnie Moore	46	676
1974	Allen Morgan	21	308
1975	Ronnie Moore	47	662
1976	Johnny Garnett	23	329
1977	Johnny Garnett	23	371
1978	Robert Savage	22	358
1979	Brian Quisenberry	23	265
1980	Brian Quisenberry	16	238
1981	Teddy Gottwald	25	385
1982	Tom Radle	54	598
1983	Steve Panchan	33	334
1984	Steve Panchan	38	475
1985	Mark Stock	31	605
1986	Mark Stock	45	1,123
1987	James Wright	37	566
1988	Mark Stock	74	1,161
1989	Mark Rumph	16	276
1990	Dan Lyle	23	520
1991	Dan Lyle	16	424
1992	Dan Lyle	29	631
1993	Marlon Anderson	21	287
1994	Timmy Williams	23	476
1995	Jeff Hubbard	40	603
1996	Ed Pearson	22	262
1997	Richard Holland	37	464
1998	Teray Frost	37	654
1999	Aaron Yarbough	11	153
2000	Teray Frost	41	621
2001	Pedro Garcia	48	540
2002	Pedro Garcia	46	803
2003	Zohn Burden	36	599
2004	Zohn Burden	57	595
2005	Zohn Burden	58	742
2006	Willie Bell	17	340
2007	Tim Maypray	31	615
2008	Zach Collins	6	231
2009	Mario Scott	14	237
2010	T.J. Talley	35	407
2011	Tracy Hairston	40	521
2012	James Rogers	32	320
2013	James Rogers	39	435
2014	Aaron Sanders	58	901

Records - Total Offense



Eric Kordenbrock (2010-13) became VMI's all-time leader in total offense during the 2013 season.

Single-Game Leaders

Individual

Most Yards Total Offense

Al Cobb	422	The Citadel, 2014
Dave Brown.....	400.....	Appalachian State, 1986
Dave Brown.....	399.....	East Tennessee State, 1986
Al Cobb	366	Western Carolina, 2014
Al Comer.....	365.....	Marshall, 1985

Most Total Offensive Plays

Dave Brown.....	64.....	Marshall, 1988
Joey Gibson.....	61.....	East Tennessee State, 2001
Murphy Sprinkel.....	59.....	Boston College, 1968
Al Cobb	56	Gardner-Webb, 2014
Two Tied.....	54.....	

Players With 100 Yards Rushing & Passing In A Game

Kyle Hughes (141 pass, 141 rush).....	Richmond, 2009
Kyle Hughes (136 pass, 108 rush).....	Robert Morris, 2007
Tony Scales (161 rush, 100 pass).....	Western Carolina, 1991

Team

Most Total Plays	95.....	Gardner-Webb, 2007
.....	95.....	James Madison, 1990
.....	95.....	East Tennessee State, 1990
Fewest Total Plays	38.....	Liberty, 2010
Most Total Offense	664.....	West Virginia Tech, 1992
Least Total Offense	61.....	Villanova, 1962
Most Total First Downs	34.....	West Virginia Tech, 1990
Fewest Total First Downs	2.....	Villanova, 1962
Most First Downs (Rush)	26.....	West Virginia Tech, 1990
Fewest First Downs (Rush)	1.....	Villanova & Virginia, 1962
.....	UT-Chattanooga, 1985
Most First Downs (Pass)	16.....	Appalachian State, 1988
Fewest First Downs (Pass)	0.....	11 Times,
.....	(Last Time-Old Dominion, 2009)

Career Leaders

Most Total Yards Gained

Eric Kordenbrock.....	5,720.....	2010-13
Tony Scales.....	5,488.....	1989-92
Thomas Haskins.....	5,477.....	1993-96
Dave Brown.....	5,205.....	1985-88
Al Lester.....	4,212.....	1994-97

Most Total Plays

Eric Kordenbrock.....	1,138.....	2010-13
Dave Brown.....	1,072.....	1985-88
Al Lester.....	1,061.....	1994-97
Tony Scales.....	932.....	1989-92
Al Comer.....	919.....	1982-85

Single-Season Leaders

Individual

Most Total Plays

Al Cobb	494	2014
Al Comer.....	460.....	1985
Joey Gibson.....	455.....	2002
Dave Brown.....	416.....	1988

Most Total Yards Gained

Al Cobb	3,095	2014
Joey Gibson.....	2,597.....	2002
Al Comer.....	2,424.....	1985
Jonathan Wilson.....	2,276.....	2003
Dave Brown.....	1,971.....	1988

Team

Most Total Plays	869.....	2002
Most Total Yards	4,785.....	2008
Fewest Total Yards	1,813.....	1969

1,000-Yard Club

PLAYER	YEAR	RUSH-YDS	COMP-ATT	YARDS	-----PASSES-----		TOTAL YARDS	TOTAL YARDS PER GAME
					PASSES	YARDS		
QB Al Cobb	2014	56-124	269-438	2,971	494	3,095	257.9	
QB Joey Gibson.....	2002.....	107-269.....	181-348.....	2,328.....	455.....	2,597.....	216.4	
QB Al Comer.....	1985.....	112-44.....	185-348.....	2,380.....	460.....	2,424.....	220.4	
QB Jonathan Wilson.....	2003.....	71-16.....	168-296.....	2,260.....	367.....	2,276.....	189.7	
QB Dave Brown.....	1988.....	87-(-170).....	178-329.....	2,141.....	416.....	1,971.....	183.7	
QB Dave Brown.....	1986.....	99-96.....	106-209.....	1,995.....	308.....	1,899.....	189.9	
QB Eric Kordenbrock.....	2012.....	36-(-118).....	193-344.....	2,008.....	380.....	1,890.....	171.8	
QB Tony Scales.....	1992.....	147-1,312.....	69-153.....	1,312.....	300.....	1,889.....	171.7	
QB Jonathan Wilson.....	2005.....	91-6.....	184-295.....	1,861.....	386.....	1,867.....	169.7	
TB Thomas Haskins.....	1996.....	292-1,698.....	2-6.....	60.....	292.....	1,758.....	159.8	
QB Tony Scales.....	1991.....	185-1,105.....	30-82.....	613.....	267.....	1,718.....	156.2	
QB Eric Kordenbrock.....	2011.....	22-(-134).....	170-335.....	1,792.....	357.....	1,658.....	150.7	
QB Joey Gibson.....	2001.....	49-47.....	144-276.....	1,572.....	325.....	1,619.....	202.4	
TB Thomas Haskins.....	1995.....	248-1,548.....	0-2.....	0.....	250.....	1,548.....	140.7	
QB Tim Maypray.....	2008.....	195-1,406.....	9-19.....	255.....	214.....	1,521.....	138.3	
TB Thomas Haskins.....	1994.....	258-1,509.....	0-1.....	0.....	259.....	1,509.....	137.2	
QB Kelly Raber.....	1981.....	79-39.....	110-215.....	1,450.....	294.....	1,489.....	148.9	
QB Eric Kordenbrock.....	2013.....	23-(-131).....	137-239.....	1,619.....	262.....	1,488.....	212.6	
QB Howard Dyer.....	1960.....	92-256.....	87-168.....	1,222.....	260.....	1,478.....	147.8	
QB Kelly Raber.....	1982.....	93-170.....	115-231.....	1,256.....	324.....	1,426.....	129.6	
QB Joey Gibson.....	2000.....	61-(-36).....	120-236.....	1,439.....	297.....	1,403.....	175.4	
QB Tom Schultze.....	1972.....	89-(-360).....	120-242.....	1,728.....	331.....	1,360.....	123.6	
QB Al Lester.....	1995.....	108-199.....	100-207.....	1,159.....	315.....	1,358.....	123.5	
QB Dave Brown.....	1987.....	96-(-73).....	126-228.....	1,368.....	324.....	1,295.....	117.7	
QB Tony Scales.....	1990.....	134-544.....	39-93.....	751.....	227.....	1,295.....	117.7	
TB Floyd Allen.....	1980.....	291-1,276.....	0-0.....	0.....	291.....	1,276.....	116.0	
TB Floyd Allen.....	1979.....	265-1,249.....	0-0.....	0.....	265.....	1,249.....	113.5	
TB Andre Gibson.....	1977.....	256-1,218.....	2-5.....	25.....	261.....	1,243.....	113.0	
QB Tom Schultze.....	1973.....	65-(-158).....	116-242.....	1,400.....	307.....	1,242.....	112.9	
QB Hill Ellett.....	1965.....	77-(-36).....	98-210.....	1,254.....	287.....	1,218.....	121.8	
QB Hill Ellett.....	1966.....	60-(-84).....	105-205.....	1,281.....	265.....	1,197.....	119.7	
QB Howard Dyer.....	1959.....	56-110.....	55-105.....	1,072.....	161.....	1,182.....	118.2	
QB A.J. Augustine.....	2013.....	60-15.....	93-158.....	1,149.....	218.....	1,161.....	105.5	
QB Al Comer.....	1983.....	61-6.....	97-214.....	1,109.....	275.....	1,115.....	101.4	
QB Mark Lambert.....	1975.....	46-(-64).....	100-188.....	1,176.....	234.....	1,112.....	101.1	
QB Russ Quay.....	1967.....	106-196.....	72-151.....	912.....	178.....	1,108.....	110.8	
TB Ronnie Norman.....	1974.....	205-1,045.....	0-0.....	0.....	205.....	1,045.....	96.4	
QB Al Lester.....	1994.....	51-(-77).....	96-224.....	1,107.....	275.....	1,030.....	93.6	
TB Sean Mizzer.....	2006.....	209-1,022.....	0-0.....	0.....	209.....	1,022.....	92.9	
QB Dan Fritz.....	1980.....	68-(-188).....	83-186.....	1,202.....	254.....	1,014.....	92.2	
QB Murphy Sprinkel.....	1968.....	93-(-157).....	81-222.....	1,163.....	315.....	1,006.....	100.6	
QB Aaron Mitchell.....	1998.....	160-85.....	53-102.....	916.....	262.....	1,001.....	91.0	

Records - All-Purpose/Longest Plays



Tim Maypray broke the single-game all-purpose yards mark by totaling 346 yards against Charleston Southern in 2007.

Career Leaders

Most All-Purpose Yardage

Thomas Haskins	7,405	1993-96
Tim Maypray	6,129	2006-09
Sean Mizzer	5,736	2002-06
Ronnie Moore	4,652	1972-75
Mark Stock	4,366	1985-88
Floyd Allen	4,131	1978-81
James Wright	3,248	1984-87
Teray Frost	3,204	1999-2000

Most Attempts

Thomas Haskins	1,022	1993-96
Floyd Allen	911	1978-81
Sean Mizzer	869	2002-06
Kim Glidewell	646	1973-76

Single-Season Leaders

All Purpose Yards

Thomas Haskins	2,134	1995
Thomas Haskins	2,092	1996
Mark Stock	2,011	1988
Thomas Haskins	2,005	1994
Tim Maypray	1,976	2007
Sean Mizzer	1,509	2003
Sean Mizzer	1,480	2004
Floyd Allen	1,451	1979

Single-Game Leaders

All-Purpose Yards

Tim Maypray	346	Charleston Southern, 2007
Tim Maypray	332	Presbyterian, 2008
Thomas Haskins	328	Richmond, 1994
Thomas Haskins	326	The Citadel, 1994
Thomas Haskins	325	The Citadel, 1996
Thomas Haskins	309	UT-Chattanooga, 1995
Thomas Haskins	303	Liberty, 1995
Mark Stock	296	East Tennessee State, 1986
Thomas Haskins	292	The Citadel, 1993

Players With 100 Yards Rushing & Receiving In A Game

Sean Mizzer (106 rushing, 104 receiving)	Western Carolina, 2002
--	------------------------

Longest Plays

Longest Run From Scrimmage

Granville Amos	98	William & Mary, 1964
Marcus Mines	85	West Virginia Tech, 1992
Andre Gibson	85	Furman, 1976
Michael Rainey-Wiles	83	Lock Haven, 2007
Johnny Mapp	83	Catawba, 1953
Mike Patterson	81	Virginia, 1964
Thomas Haskins	80	UT-Chattanooga, 1995
Pete Mazik	80	Virginia Tech, 1962

Longest Pass Play

Brown-Stock	93	Appalachian State, 1986
Hughes-Collins	90	Coastal Carolina, 2008
Hughes-Maypray	87	Charleston Southern, 2007
Brown-Stock	85	East Tennessee State, 1986
Johnston-Jordan	85	Lehigh, 1956
Clark-Garnett	84	Furman, 1977
Kordenbrock-Lewis	83	Gardner-Webb, 2011
Morgan-Lewis	81	Stony Brook, 2011
Kordenbrock-Turner	81	The Citadel, 2012
Kordenbrock-Scott	80	Stony Brook, 2010
Kordenbrock-Rogers	80	Gardner-Webb, 2012

Longest Interception Return

Andy Tucker	100	Richmond, 1961
Robert Mason	90	Lehigh, 2005
Vern Keefer	86	Davidson, 1958
Kerr Kump	80	Boston College, 1967
Justin Huggard	70	Charleston Southern, 2003
Mike Mayo	69	The Citadel, 1986

Longest Kickoff Return

Richard Holland	100	Furman, 2000
Tim Maypray	99	The Citadel, 2007

Pete Johnson	97	Villanova, 1958
Sam Woolwine	93	Richmond, 1956
John Traynham	90	Marshall, 1961
Ronnie Moore	89	Davidson, 1975

Longest Punt Return

Chris Witts	87	Davidson, 1989
Tim Maypray	86	Gardner-Webb, 2009
Kerr Kump	84	William & Mary, 1968
Robert Savage	70	Lehigh, 1978
Gary McNeal	70	William & Mary, 1976
Ronnie Moore	66	Davidson, 1974

Longest Field Goal

Matt Maxey	57	Georgia Southern, 2000
Barrett Way	53	Liberty, 2004
Matt Sharpe	53	Coastal Carolina, 2003
Dillon Christopher	52	Gardner-Webb, 2013
Dillon Christopher	52	Bucknell, 2013
Lee Wimbish	52	Richmond, 1980
Barrett Way	51	Gardner-Webb, 2005
Mike Harris	51	Richmond, 1997
Craig Jones	50	William & Mary, 1977
Four Tied	49	

Longest Punt

Brent Barth	73	Appalachian State, 2000
Brent Barth	70	Appalachian State, 2001
Sam Horner	68	Villanova, 1958
Brent Barth	67	Duquesne, 2001
Butch Nunnally	67	Iowa State, 1963
Sam Horner	66	Virginia Tech, 1959

Records - Returns/Punting

Career Return Leaders

Most Kickoff Returns

Tim Maypray982006-09
James Wright821984-87
Ronnie Moore761972-75
Thomas Haskins731993-96
Titus Green672001,03,05

Most Punt Returns

Ronnie Moore651972-75
Mark Stock631985-88
Gary McNeal561975-78

Most Punt Return Yardage

Ronnie Moore7411972-75
Mark Stock5301985-88
Gary McNeal5181975-78

Most Interception Return Yards Gained

Kerr Kump2611966-68
Stinson Jones2051958-61
Mike Mayo2051984-87

Most Interception Return Touchdowns

Stinson Jones21958-61
---------------	--------	--------------

Single-Game Return Leaders

Most Kickoff Return Yards

Titus Green207Furman, 2001
-------------	----------	-------------------

Most Punt Return Yards

Ronnie Moore169Davidson, 1974
--------------	----------	---------------------

Most Yards Gained on Interception Returns

Andy Tucker100Richmond, 1961
-------------	----------	---------------------

Single-Game Punting Leaders

Individual

Most Punts

Jim Bailey13West Virginia, 1969
------------	---------	--------------------------

Most Total Yards Punting

Jim Bailey472West Virginia, 1969
------------	----------	--------------------------

Team

Most Punts13West Virginia, 1969
------------	---------	--------------------------

.....13Virginia, 2013
---------	---------------------

Most Total Yards Punting472West Virginia, 1969
--------------------------	----------	--------------------------



Top - Ronnie Moore (1972-75) amassed the most punt return yards in school history.



Brent Barth (1999-02) averaged over 42 yards per punt in his career, the best-ever by a Keydet punter.

Career Punting Leaders

Most Punts

Jim Bailey2761969-71
Brent Barth2721999-2002
Adam Peters2212003-06
Brian Southard2161989-92

Most Yards

Brent Barth11,4381999-2002
Jim Bailey10,1271969-71

Adam Peters8,7002003-06
Brian Southard7,8231989-92

Highest Average (min. 60 punts)

Brent Barth42.11999-2002 (272 punts for 11,438 yards)
Sam Horner41.81956-59 (65 punts for 2,718 yards)

Single-Season Return Leaders

Individual

Most Yardage, Kickoff Returns

Tim Maypray9722009
Tracy Hairston9652011
Tim Maypray8892007
Rajah Jenkins7632008
Kevin Solomon7502002
Titus Green6342001
Richard Holland6282000
Bryant McMillian5591991
Mario Scott5542010
Thomas Haskins5531995
Titus Green5392005

Most Yardage Punt Returns

Eddie Willis3491965
Kerr Kump3271968
Mark Stock2601988

Most Yardage, Interception Returns

Kerr Kump1601967
Stinson Jones1271961
Andy Tucker1221961
Kerr Kump1011968

Team

Most Yards, Interception Returns3341961
----------------------------------	----------	-----------

Single-Season Punting Leaders

Individual

Most Punts

Jim Bailey1011969
Jim Bailey931970
Jim Bailey821971

Best Punting Average

Brent Barth47.42002
Sam Horner42.61958
Bobby Jordan42.41955


Records - Defense



John Willison (1973-76) makes one of his school-record 257 career solo tackles.

Career Leaders

Interceptions		Total Tackles	
Mike Mayo.....	15.....1984-87	Mike Rogers.....	457.....1994-97
Stinson Jones.....	14.....1958-61	John Willison.....	456.....1973-76
Musa Sarki.....	12.....2000-03	Melvin Rucker.....	399.....1979-82
Steve Umberger.....	12.....1980-82	Robert Mason.....	371.....2002-05
Kerr Kump.....	12.....1966-68	Glen Jones.....	367.....1974-77
Frank Ladson.....	11.....1982-83	Derik Screen.....	357.....2000-03
Chris Clark.....	10.....1984-87	Andre Curtis.....	354.....1995-98
Solo Tackles		A.J. Gross.....	353.....2007-11
John Willison.....	257.....1973-76	Camillus Musselman.....	352.....1990-93
Glen Jones.....	243.....1974-77	Chris Walsh.....	349.....1999-2002
Camillus Musselman.....	220.....1990-93	Todd Baldwin.....	346.....2002-05
Mike Rogers.....	207.....1994-97		
Melvin Rucker.....	203.....1979-82		
Walt Bellamy.....	188.....1977-79		
Wayne Purcell.....	188.....1987-90		
Robert Mason.....	183.....2002-05		
Mike Mayo.....	166.....1984-87		



Melvin Rucker (1979-82) made 158 tackles in 1981, a mark that still stands atop the single-season recordbook.

Single-Game Leaders

Solo Tackles (First Hits)

John Willison.....	16.....	William & Mary, 1976
Walt Bellamy.....	16.....	Virginia, 1979
Glen Ralston.....	15.....	Appalachian State, 1984
Bruce Kitchen.....	15.....	Virginia Tech, 1979
Frank Ladson.....	15.....	Richmond, 1983

Total Tackles

Glen Ralston.....	25.....	Western Carolina, 1984
Mike Mayo.....	24.....	Richmond, 1985
Glen Ralston.....	23.....	Appalachian State, 1984
Mike Rogers.....	22.....	William & Mary, 1996
Mike Rogers.....	21.....	ETSU, 1996
Matt Kluk.....	20.....	Georgia Southern, 1999
Anthony McIntosh.....	20.....	The Citadel, 1988

Most Interceptions

Christian Kelly.....	3.....	Charleston Southern, 2006
Gene Williams.....	3.....	The Citadel, 1973
John Landry.....	3.....	Virginia, 1972
Stinson Jones.....	3.....	Villanova, 1961

Most Fumbles Recovered

Mike Kemp.....	3.....	East Tennessee State, 1989
----------------	--------	----------------------------

Single-Season Leaders

Solo Tackles

Camillus Musselman.....	91.....	1992
Cornell Lewis.....	89.....	1996
Andy Titone.....	88.....	1986
Melvin Rucker.....	88.....	1981
Dan Young.....	86.....	1987
Glen Ralston.....	86.....	1984
Anthony McIntosh.....	81.....	1988
John Willison.....	79.....	1976

Total Tackles

Melvin Rucker.....	158.....	1981
Mike Rogers.....	156.....	1996
Mike Rogers.....	151.....	1997
Derik Screen.....	144.....	2003
Glen Ralston.....	144.....	1984
Melvin Rucker.....	141.....	1980
Justin Huggard.....	136.....	2005
Camillus Musselman.....	130.....	1991
Anthony McIntosh.....	128.....	1988
Dan Young.....	128.....	1987

Interceptions

Mike Mayo.....	7.....	1985
Frank Ladson.....	7.....	1982
Steve Umberger.....	7.....	1982
Kerr Kump.....	7.....	1967

Fumbles Recovered

Mark Weiss.....	7.....	1970
-----------------	--------	------

Single-Game Team Superlatives

Most Interceptions6Virginia Tech, 1959
Most Fumbles Recovered6East Tennessee State, 1994
.....6West Virginia, 1969
Fewest Yards Penalized0Richmond, 1973
.....0Boston College, 1968
.....0Army, 1956
Fewest First Downs Allowed4Virginia Tech '61, Furman '70
Most First Downs Allowed36William & Mary '91, '93
Fewest Rushing Yards Allowed4Saint Francis, 2008
Most Rushing Yards Allowed558Georgia Tech, 1975
Fewest Passing Yards Allowed-16Richmond, 1957*
Most Passing Yards Allowed642Marshall, 1991
Most Total Offense Allowed789Marshall, 1991
Least Total Offense Allowed42Davidson, 1975
Most Total Offensive Plays Allowed99Gardner-Webb, 2005
Fewest Offensive Plays Allowed41Virginia Tech, 1961
.....41Florida State, 1954
Fewest Rushing Attempts Allowed20West Virginia Tech, 1990
.....20Davidson, 1973
Most Rushing Attempts Allowed82Georgia Tech, 1975
Fewest Passing Attempts Allowed0Virginia Tech, 1976
Most Passing Attempts Allowed60Davidson, 2006
Most Points Allowed73Liberty, 2007
Most Touchdowns Allowed10Liberty, 2007
.....10The Citadel, 2007
.....10Virginia Tech, 1966
.....10Cincinnati, 1953
Most Rushing Touchdowns allowed8Furman, 1999
Most Passing Touchdowns allowed6Marshall, 1991
Most Defensive Extra Points2Davidson, 1989

*- NCAA Record

Single-Season Team Superlatives

Most Points Allowed4972014
Fewest Points Allowed931959
Most First Downs Allowed2922014
Fewest First Downs Allowed1261958 & 1963
Most Pass Completions Allowed2282013
Fewest Pass Completions Allowed401975
Most Pass Attempts Allowed3792013
Fewest Pass Attempts Allowed1061954
Most Interceptions281959
Most TDs Via Interceptions41961
Fewest Interceptions41964, 1997 and 2011
Most Rushing Yards Allowed3,3292014
Fewest Rushing Yards Allowed1,3131954
Most Rushing Attempts Allowed6431974
Fewest Rushing Attempts Allowed2881954
Most Passing Yards Allowed2,9122013
Fewest Passing Yards Allowed5621975
Most Total Offense Allowed5,9572014
Least Total Offense Allowed2,2041954
Most Offensive Plays Allowed8872013
Fewest Offensive Plays Allowed3941954

Year-By-Year Leaders

Solo Tackles (First Hits)

2014.....James Fruehan.....39
2013.....Alex James.....36
2012.....James Fruehan.....54
2011.....A.J. Gross.....37
2010.....A.J. Gross.....40
2009.....Byron Allen.....45
2008.....Bryant Youngblood.....38
2007.....Marcus Brown.....39
.....& Bryant Youngblood.....39
2006.....Patrick McKinney.....37
2005.....Justin Huggard.....50
2004.....Robert Mason.....66
2003.....Derik Screen.....60
2002.....Robert Mason.....44
2001.....Derik Screen.....61
2000.....Chris Walsh.....64
1999.....Deffy Mubangu.....58
1998.....Quesuan Wigfall.....60
1997.....Mike Rogers.....67
1996.....Cornell Lewis.....89
1995.....Kelly Cook.....62
1994.....Terry Tucker.....60
1993.....Kevin Reardon.....71
1992.....Camillus Musselman.....91
1991.....Camillus Musselman.....66
1990.....Wayne Purcell.....64
1989.....Wayne Purcell.....68
1988.....Anthony McIntosh.....81
1987.....Dan Young.....86
1986.....Andy Titone.....88
1985.....Ambrose Phillips.....50
1984.....Glen Ralston.....86
1983.....Frank Ladson.....77
1982.....Jim Rice.....50
1981.....Melvin Rucker.....88
1980.....Melvin Rucker.....70
1979.....Walt Bellamy.....77
1978.....Walt Bellamy.....69
1977.....Ned Stepanovich.....55
1976.....John Willison.....79
1975.....Glen Jones.....76
1974.....John Willison.....77
.....& Phil Upton.....77

Total Tackles

(Solo and Assists)	
2014.....Miller Williams.....74	
2013.....Weston Reber.....82	
2012.....Weston Reber.....87	
2011.....A.J. Gross.....90	
2010.....A.J. Gross.....110	
2009.....Byron Allen.....93	
2008.....A.J. Gross.....67	
2007.....Patrick McKinney.....78	
2006.....Patrick McKinney.....82	
2005.....Justin Huggard.....136	
2004.....Robert Mason.....120	
2003.....Derik Screen.....144	
2002.....Robert Mason.....80	
2001.....Derik Screen.....106	
2000.....Chris Walsh.....113	
1999.....Deffy Mubangu.....98	
1998.....Andre Curtis.....106	
1997.....Mike Rogers.....151	
1996.....Mike Rogers.....156	
1995.....Kelly Cook.....121	
1994.....Terry Tucker.....93	
1993.....Kevin Reardon.....119	
1992.....Camillus Musselman.....127	
1991.....Camillus Musselman.....130	
1990.....Wayne Purcell.....94	
1989.....Wayne Purcell.....102	
1988.....Anthony McIntosh.....128	
1987.....Dan Young.....128	
1986.....Andy Titone.....118	
1985.....Mike Mayo.....89	
1984.....Glen Ralston.....144	
1983.....Frank Ladson.....106	
1982.....Jim Rice.....92	
1981.....Melvin Rucker.....158	
1980.....Melvin Rucker.....141	
1979.....Walt Bellamy.....124	
1978.....Walt Bellamy.....122	
1977.....Ned Stepanovich.....90	
1976.....John Willison.....110	
1975.....Glen Jones.....114	
1974.....John Willison.....126	

Fumbles Recovered

2014.....Caleb Lindsey/Ryan Francis.....2
2013.....Weston Reber.....3
2012.....Logan Staib/Chris Harper.....2
2011.....Byron Allen/James Fruehan.....2
2010.....7 Players with.....1
2009.....Eric Church.....3
2008.....Bryant Youngblood.....2
2007.....Josh Wine.....3
2006.....Keith Taylor.....2
2005.....Todd Baldwin/Travis Ludden.....2
2004.....4 Players with.....2
2003.....Justin Huggard/Mike Maleski.....2
2002.....10 Players with.....1
2001.....Derik Screen.....2
2000.....Quesuan Wigfall.....4
1999.....Richard Holland.....3
1998.....David Budlong/Darius Parker.....2
1997.....Mike Rogers/Quesuan Wigfall.....2
1996.....Matt Coley.....2
1995.....Kelly Cook/Tom Curran.....2
1994.....Damon Pinero.....3
1993.....Drew Dunnington.....4
1992.....Eugene Pribila/Mike Morgan.....2
1991.....Six Players With.....1
1990.....Todd Washington.....3
1989.....Mike Kemp.....3
1988.....Anthony McIntosh.....3
1987.....Todd Freiwald.....2
1986.....Andy Titone.....3
1985.....Three Players With.....3
1984.....Jimmy Walker.....3
1983.....Three Players With.....2
1982.....Blake Hippenstiel.....4
1981.....Jim Rice.....4
1980.....Barry Smith.....2
1979.....Tim Cox.....3
1978.....Walt Bellamy.....2
1977.....Glen Jones/Dale Ogg.....3
1976.....Four Players With.....3
1975.....Eric Radford.....3
1974.....Terry White.....4

Passes Intercepted

2014.....Greg Sanders.....3
2013.....James Fruehan.....2
2012.....Mike Smith.....3
2011.....Four Players with.....1
2010.....G. Walker & T. Watkins.....2
2009.....Four Players with.....1
2008.....B. Allen & J. Rochester.....2
2007.....K. Taylor & B. Youngblood.....1
2006.....C. Kelly & J. Walton.....3
2005.....Four Players with.....2
2004.....J. Huggard & J. Walton.....2
2003.....Musa Sarki.....5
2002.....Musa Sarki.....6
2001.....DeAngello Plather.....3
2000.....Richard Holland.....3
1999.....R. Holland & D. Mubangu.....2
1998.....John Herrin.....3
1997.....Four players with.....1
1996.....Demond Ferebee.....5
1995.....K. Cook & T. Williams.....2
1994.....Torre Costin.....3
1993.....Kevin Reardon.....3
1992.....M. Morgan & T. Tucker.....2
1991.....Dewayne Arkadie.....5
1990.....Boo Lassiter.....5
1989.....Five Players with.....1
1988.....Three Players with.....2
1987.....Mike Mayo.....5
1986.....Mike Mayo.....3
1985.....Mike Mayo.....7
1984.....Scott Vaughn.....3
1983.....Frank Ladson.....4
1982.....F. Ladson & S. Umberger.....7
1981.....L. Dunnville & S. Umberger.....4
1980.....Les Dunnville.....3
1979.....Tim Cox.....3
1978.....Four Players with.....2
1977.....Tim Cox & Gary McNeal.....3
1976.....Bobby McQueen.....4
1975.....Bobby McQueen.....5

The Keydets Year-By-Year

Year	Coach	Overall	Home	Away	Neutral	Points Scored	Points Against
1891	Walter Taylor	3-0-1	2-0-0	1-0-1	0-0	52	12
1892	No Coach	4-0-1	4-0-1	0-0	0-0	128	18
1893	No Coach	3-1-0	3-1-0	0-0	0-0	72	26
1894	No Coach	6-0-0	5-0-0	0-0	1-0-0	138	6
1895	G.W. Bryant	5-1-0	3-0-0	1-0-0	1-1-0	164	12
1896	G.W. Bryant	3-4-0	3-1-0	0-1-0	0-2-0	68	98
1897	R.N. Groner	3-2-0	2-0-0	1-1-0	0-1-0	76	6
1898	S.A. Boyle	4-2-0	3-0-0	1-1-0	0-1-0	110	41
1899	S.A. Boyle	1-0-0	1-0-0	0-0	0-0	39	0
1900	Sam Walker	4-1-2	2-0-2	1-0-0	1-1-0	86	16
1901	Sam Walker	4-3-0	3-0-0	1-1-0	0-2-0	199	61
1902	Sam Walker	3-3-1	3-0-1	0-1-0	0-2-0	99	90
1903	W.W. Roper	2-1-0	2-0-0	0-0	0-1-0	36	28
1904	W.W. Roper	3-5-0	3-2-0	0-2-0	0-1-0	70	70
1905	I.B. Johnson	2-5-1	2-2-1	0-1-0	0-2-0	40	103
1906	I.B. Johnson	4-4-0	4-2-0	0-2-0	0-0	68	49
1907	C.S. Roller, Jr.	5-3-0	5-0-0	0-1-0	0-2-0	282	50
1908	C.S. Roller, Jr.	3-2-0	3-1-0	0-0	0-1-0	120	20
1909	W.C. Gloth	4-3-0	3-1-0	0-1-0	1-1-0	59	51
1910	W.C. Gloth	3-3-1	3-0-1	0-3-0	0-0	69	48
1911	Alpha Brummage	7-1-0	5-0-0	0-1-0	2-0-0	203	27
1912	Alpha Brummage	7-1-0	4-1-0	3-0-0	0-0	163	36
1913	Henry G. Poaque	7-1-2	6-0-1	0-1-0	1-0-1	197	54
1914	Frank H. Gorton	4-4-0	4-0-0	0-1-0	0-3-0	110	95
1915	Frank H. Gorton	6-2-1	5-0-0	0-1-0	1-1-1	103	102
1916	Frank H. Gorton	4-5-0	3-2-0	0-2-0	1-1-0	233	119
1917	Earl C. Abell	4-4-1	4-0-1	0-1-0	0-3-0	162	111
1918	Abell & Mose Goodman	1-3-0	1-0-0	0-2-0	0-1-0	25	60
1919	Red Fleming	6-2-0	2-0-0	1-1-0	3-1-0	121	45
1920	Blandy Clarkson	9-0-0	3-0-0	3-0-0	3-0-0	431	20
1921	Blandy Clarkson	3-5-1	3-1-0	0-2-1	0-2-0	107	102
1922	Blandy Clarkson	7-2-0	3-0-0	3-0-0	1-2-0	291	23
1923	Blandy Clarkson	9-1-0	5-0-0	2-1-0	2-0-0	224	23
1924	Blandy Clarkson	6-3-1	4-0-0	1-3-0	1-0-1	152	29
1925	Blandy Clarkson	6-4-0	4-0-0	0-2-0	2-2-0	169	108
1926	Blandy Clarkson	5-5-0	2-2-0	0-2-0	3-1-0	80	98
1927	W.C. Raftery	6-4-0	4-0-0	1-2-0	1-2-0	144	64
1928	W.C. Raftery	5-3-2	4-1-1	0-1-0	1-1-1	95	75
1929	W.C. Raftery	8-2-0	3-1-0	2-1-0	3-0-0	155	61
1930	W.C. Raftery	3-6-0	3-2-0	0-2-0	0-2-0	30	122
1931	W.C. Raftery	3-6-1	1-2-1	1-2-0	1-2-0	82	123
1932	W.C. Raftery	2-8-0	2-3-0	0-2-0	0-3-0	44	166
1933	W.C. Raftery	2-7-1	1-1-0	1-4-0	0-2-1	44	170
1934	W.C. Raftery	1-8-0	0-2-0	0-5-0	1-1-0	51	190
1935	W.C. Raftery	2-7-1	0-4-0	1-2-1	1-1-0	63	157
1936	W.C. Raftery	6-4-0	3-0-0	3-3-0	0-1-0	122	140
1937	Allison T. Hubert	5-5-0	2-3-0	2-1-0	1-1-0	134	94
1938	Allison T. Hubert	6-1-4	3-0-1	3-1-1	0-0-2	159	86
1939	Allison T. Hubert	6-3-1	2-1-0	1-2-1	3-0-0	125	100
1940	Allison T. Hubert	7-2-1	3-0-1	2-2-0	2-0-0	127	62
1941	Allison T. Hubert	4-6-0	0-1-0	2-4-0	2-1-0	134	173
1942	Allison T. Hubert	3-5-1	1-0-0	2-2-0	0-3-1	111	130
1943	Allison T. Hubert	2-6-0	1-1-0	0-3-0	1-2-0	46	183
1944	Allison T. Hubert	1-8-0	0-2-0	1-2-0	0-4-0	65	231
1945	Allison T. Hubert	5-4-0	3-1-0	1-2-0	1-1-0	155	138
1946	Allison T. Hubert	4-5-1	3-0-0	1-3-1	0-2-0	122	188
1947	A.W. Morton	3-5-1	2-1-0	0-4-1	1-0-0	120	152
1948	A.W. Morton	6-3-0	3-0-0	2-2-0	1-1-0	183	116
1949	Thomas N. Nugent	3-5-1	1-1-0	0-3-0	2-1-1	157	207
1950	Thomas N. Nugent	6-4-0	1-1-0	3-3-0	2-0-0	189	166
1951	Thomas N. Nugent	7-3-0	2-0-0	4-3-0	1-0-0	227	162
1952	Thomas N. Nugent	3-6-1	2-0-0	1-2-1	0-4-0	165	279
1953	John McKenna	5-5-0	1-1-0	2-4-0	2-0-0	174	196
1954	John McKenna	4-6-0	1-1-0	2-2-0	1-3-0	132	223
1955	John McKenna	1-9-0	0-2-0	1-4-0	0-3-0	85	259
1956	John McKenna	3-6-1	0-1-0	2-4-1	1-1-0	167	220
1957	John McKenna	9-0-1	2-0-0	5-0-1	2-0-0	201	101
1958	John McKenna	6-2-2	2-0-0	3-1-0	1-1-2	214	99
1959	John McKenna	8-1-1	2-0-0	3-1-0	3-0-1	243	93
1960	John McKenna	7-2-1	2-0-0	5-1-1	0-1-0	218	135

2015 VMI Football Fact Book

Year	Coach	Overall	Home	Away	Neutral	Points Scored	Points Against
1961	John McKenna	6-4-0	0-1-0	5-2-0	1-1-0	134	105
1962	John McKenna	6-4-0	2-0-0	2-4-0	2-0-0	119	119
1963	John McKenna	3-5-2	2-0-0	1-2-2	0-3-0	140	134
1964	John McKenna	1-9-0	1-1-0	0-6-0	0-2-0	123	200
1965	John McKenna	3-7-0	2-0-0	1-6-0	0-1-0	121	200
1966	Vito Ragazzo	2-8-0	0-2-0	2-4-0	0-2-0	129	305
1967	Vito Ragazzo	6-4-0	2-1-0	2-2-0	2-1-0	205	195
1968	Vito Ragazzo	1-9-0	0-2-0	1-5-0	0-2-0	90	290
1969	Vito Ragazzo	0-10-0	0-2-0	0-6-0	0-2-0	78	409
1970	Vito Ragazzo	1-10-0	1-2-0	0-7-0	0-1-0	120	451
1971	Bob Thalman	1-10-0	1-2-0	0-7-0	0-1-0	78	257
1972	Bob Thalman	2-9-0	1-3-0	1-6-0	0-0	150	299
1973	Bob Thalman	3-8-0	2-1-0	1-7-0	0-0	118	316
1974	Bob Thalman	7-4-0	4-0-0	2-4-0	1-0-0	212	175
1975	Bob Thalman	3-8-0	1-3-0	2-4-0	0-1-0	162	187
1976	Bob Thalman	5-5-0	2-2-0	2-2-0	1-1-0	138	206
1977	Bob Thalman	7-4-0	5-0-0	2-4-0	0-0	223	155
1978	Bob Thalman	3-8-0	1-4-0	1-4-0	1-0-0	114	227
1979	Bob Thalman	6-4-1	4-1-1	2-3-0	0-0	158	210
1980	Bob Thalman	3-7-1	1-2-1	2-4-0	0-1-0	142	242
1981	Bob Thalman	6-3-1	2-2-0	3-1-1	1-0-0	165	156
1982	Bob Thalman	5-6-0	3-1-0	1-4-0	1-1-0	221	180
1983	Bob Thalman	2-9-0	2-4-0	0-5-0	0-0	100	339
1984	Bob Thalman	1-9-0	1-3-0	0-5-0	0-1	121	320
1985	Eddie Williamson	3-7-1	3-1-1	0-6-0	0-0	189	333
1986	Eddie Williamson	1-10-0	0-4-0	1-6-0	0-0	138	370
1987	Eddie Williamson	4-7-0	3-2-0	1-4-0	0-1-0	118	235
1988	Eddie Williamson	2-9-0	2-3-0	0-5-0	0-1-0	152	298
1989	Jim Shuck	2-8-1	2-3-0	0-5-1	0-0	151	307
1990	Jim Shuck	4-7-0	3-2-0	1-4-0	0-1-0	251	346
1991	Jim Shuck	4-7-0	3-2-0	1-4-0	0-1-0	243	373
1992	Jim Shuck	3-8-0	3-2-0	0-5-0	0-1-0	245	315
1993	Jim Shuck	1-10-0	1-3-0	0-6-0	0-1-0	139	396
1994	Bill Stewart	1-10-0	0-5-0	1-4-0	0-1-0	153	437
1995	Bill Stewart	4-7-0	3-2-0	1-4-0	0-1-0	269	350
1996	Bill Stewart	3-8-0	2-3-0	1-5-0	0-0	189	296
1997	Ted Cain	0-11-0	0-5-0	0-6-0	0-0	93	384
1998	Ted Cain	1-9-0	1-4-0	0-5-0	0-0	137	432
1998	Donny White*	0-1-0	0-1-0	0-0	0-0	10	36
1999	Cal McCombs	1-10-0	1-5-0	0-5-0	0-0	77	400
2000	Cal McCombs	2-9-0	2-4-0	0-5-0	0-0	227	434
2001	Cal McCombs	1-10-0	1-5-0	0-5-0	0-0	164	446
2002	Cal McCombs	6-6-0	3-2-0	2-4-0	1-0-0	314	415
2003	Cal McCombs	6-6-0	4-2-0	2-3-0	0-1-0	359	257
2004	Cal McCombs	0-11-0	0-5-0	0-6-0	0-0	137	327
2005	Cal McCombs	3-8-0	2-4-0	1-4-0	0-0	230	319
2006	Jim Reid	1-10-0	1-3-0	0-7-0	0-0	199	433
2007	Jim Reid	2-9-0	1-5-0	1-4-0	0-0	267	461
2008	Sparky Woods	4-7-0	4-2-0	0-5-0	0-0	378	369
2009	Sparky Woods	2-9-0	1-4-0	1-5-0	0-0	225	338
2010	Sparky Woods	3-8-0	2-2-0	1-6-0	0-0	174	311
2011	Sparky Woods	2-9-0	2-3-0	0-6-0	0-0	187	351
2012	Sparky Woods	2-9-0	2-4-0	0-5-0	0-0	133	388
2013	Sparky Woods	2-10-0	2-4-0	0-6-0	0-0	235	416
2014	Sparky Woods	2-10-0	2-3-0	0-7-0	0-0	290	497
All-Time Totals		467-667-42	273-188-15	124-365-15	70-109-12	18,570	23,301


COACHING RECORDS

Name	Seasons	Years	Overall	Pct.	Home	Away	Neutral	Name	Seasons	Years	Overall	Pct.	Home	Away	Neutral
Walter Taylor	1	1891	3-0-1	.875	2-0	1-0-1	0-0	Allison T. Hubert	10	1937-46	43-45-8	.490	18-9-2	15-22-3	10-14-3
G.W. Bryant	2	1895-96	8-5	.615	6-1	1-1	1-3	A.W. Morton	2	1947-48	9-8-1	.528	5-1	2-6-1	2-1
R.N. Groner	1	1897	3-2	.600	2-0	1-1	0-1	Thomas N. Nugent	4	1949-52	19-18-2	.513	6-2	8-11-1	5-5-1
S.A. Boyle	2	1898-99	5-2	.714	4-0	1-1	0-1	John McKenna	13	1953-65	62-60-8	.508	17-7	32-37-5	13-16-3
Sam Walker	3	1900-02	11-7-3	.595	8-0-3	2-2	1-5	Vito Ragazzo	5	1966-70	10-41	.196	3-9	5-24	2-8
W.W. Roper	2	1903-04	5-6	.455	5-2	0-2	0-2	Bob Thalman	14	1971-84	54-94-3	.368	30-27-2	19-61-1	5-6
I.B. Johnson	2	1905-06	6-9-1	.406	6-4-1	0-3	0-2	Eddie Williamson	4	1985-88	10-33-1	.239	5-10-1	2-21	0-2
C.S. Roller, Jr.	2	1907-08	8-5	.615	8-1	0-1	0-3	Jim Shuck	5	1989-93	14-40-1	.264	12-12	2-24-1	0-4
W.C. Gloth	2	1909-10	7-6-1	.536	6-1-1	0-4	1-1	Bill Stewart	3	1994-96	8-25	.242	5-10	3-13	0-2
Alpha Brummage	2	1911-12	14-2	.875	9-1	3-1	2-0	Ted Cain	2	1997-98	1-20	.048	1-9	0-11	0-0
Henry G. Poague	1	1913	7-1-2	.800	6-0-1	0-1	1-0-1	Cal McCombs	7	1999-05	19-60	.241	13-27	5-32	1-1
Frank H. Gorton	3	1914-16	14-11-1	.558	12-2	0-4	2-5-1	Jim Reid	2	2006-07	3-19	.136	2-8	0-12	0-0
Earl C. Abell	1	1917	4-4-1	.500	4-0-1	0-1	0-3	Sparky Woods	7	2008-14	17-62	.215	15-22	2-40	0-0
Abell & M. Goodman	1	1918	1-3	.250	1-0	0-2	0-1								
Red Fleming	1	1919	6-2	.750	2-0	1-1	3-1								
Blandy Clarkson	7	1920-26	45-20-2	.687	24-4	9-10-1	12-6-1								
W.C. Raftery	10	1927-36	38-55-5	.413	21-16-2	9-24-1	8-15-2								


*Athletic Director Donny White coached the final game of the 1998 season vs. The Citadel (L, 36-10), on an interim basis.

Alumni Memorial Field Records

Best Home Season:	5-0, 1977
Most Points Scored by a Team:	70, The Citadel vs. VMI, Nov. 17, 2007
Biggest Combined Score:	107, VMI 52 vs. Gardner-Webb 55, 3 OT, Oct. 22, 2005
Lowest Combined Score:	3, VMI vs. Richmond (0-3), Sept. 30, 1967
Longest Run From Scrimmage:	98, Granville Amos (VMI), vs. William & Mary, Sept. 19, 1964
Longest Pass Completion:	94, Mike Pusey - Gerald Harp (Western Carolina), Oct. 28, 1978
Longest Interception Return:	90, Robert Mason (VMI) vs. Lehigh, Sept. 24, 2005
Longest Kickoff Return:	100 yds., Reggie Evans (Richmond), Sept. 15, 1979
.....	Richard Holland (VMI) vs. Furman, Sept. 23, 2000
Longest Punt Return:	89, Ricardo Clark (Marshall) Oct. 27, 1990
Longest Punt:	77, Joe Agee (William & Mary), Nov. 8, 1985
Most Field Goals:	5, Craig Jones (VMI), vs. William & Mary, Sept. 10, 1977
Longest Field Goal:	53, Barrett Way (VMI), vs. Liberty, Nov. 6, 2004
Most Individual Yards Rushing:	277, Thomas Haskins (VMI) vs. The Citadel, Nov. 16, 1996
Most Individual Yards Passing:	430, Lucas Beatty (Gardner-Webb), Oct. 18, 2014
Most Individual Yards Receiving:	251, Kenny Cook (Gardner-Webb), Oct. 18, 2014
Most Individual Yards, Total Offense:	426, Ryan Alexander (Davidson), Sept. 2, 2006
Most Individual Receptions:	16, William Morris (Davidson), Sept. 13, 2014
Most Passes Intercepted (Individual):	3, Marcus Johnson (The Citadel), Nov. 14, 1998
.....	Jim King (The Citadel), Oct. 22, 1970
.....	Kenny Booker (UT-Chattanooga), Oct. 20, 1984
Most Team Yards Rushing:	539, Georgia Southern vs. VMI, Oct. 2, 1999
Fewest Team Yards Rushing:	-4, Saint Francis, Sept. 6, 2008
Most Team Yards Passing:	498, William and Mary vs. VMI, Sept. 13, 1997
Fewest Team Yards Passing:	0, VMI vs. Richmond, Oct. 4, 2008
Most Team Total Offense:	688, UT-Chattanooga, Oct. 11, 1980
Most Combined Total Offense:	1138, VMI (648) vs. Presbyterian (490), Nov. 22, 2008
Most First Downs:	36, William & Mary, Oct. 12, 1991
Most Yards Penalized:	217, Richmond, Oct. 29, 1983
Most Passes Intercepted (Team):	6, Navy, Sept. 15, 1973
Most Fumbles Lost:	5, Appalachian State, Sept. 18, 1976 & Furman, Sept. 14, 1974
Largest Crowd:	10,000, VMI vs. Navy, Sept. 15, 1973
Smallest Crowd:	2,400, VMI vs. Davidson, Oct. 31, 1970



Dave Brown threw for 422 yards against Appalachian State on November 15, 1986.



Craig Jones kicked an Alumni Memorial Field record five field goals against William & Mary in 1977.

Honors & Awards

Henry Fairfax Ayers '06 Medal

(Given to the Most Valuable Player)

1971 - George Ramsey, III
 1972 - Mac Bowman
 1973 - Eugene Williams
 1974 - Andy Dearman, III
 1975 - Ronnie Moore
 1976 - Kim Glidewell & John Willison, Jr.
 1977 - Glen Jones
 1978 - Robby Clark & Dale Ogg
 1979 - Walt Bellamy & Jeff Morgan
 1980 - Butch Hostetter
 1981 - Floyd Allen
 1982 - Melvin Rucker
 1983 - Anthony Agostinelli
 1984 - Mike Wooten
 1985 - Al Comer
 1986 - Keith Washington
 1987 - Dan Young
 1988 - Mark Stock
 1989 - Charles Plageman
 1990 - Wayne Purcell
 1991 - Dwayne Ross
 1992 - Kelly Holbert
 1993 - Kevin Reardon
 1998 - Andre Curtis
 1999 - Stillman Clark
 2000 - Richard Holland
 2001 - Chris Walsh
 2002 - Joey Gibson
 2003 - Derik Screen
 2004 - Robert Mason
 2005 - Robert Mason
 2006 - Sean Mizzer
 2007 - Tim Maypray
 2008 - Tim Maypray

Harry G. Lee '47 12th Man Award

1989 - Frank Wilder
 1990 - Alvin Schmidt
 1991 - Matt Ankrum
 1992 - Brian Gliba

J. Smith Ferebee '27 Coaches' Award

1989 - Mark Cager
 1990 - Turner Mebane
 1991 - Mike Perfetti
 1992 - Brian Jordan
 2005 - Travis Ludden
 2006 - Jonathan Wilson

Academic All-American

1976 - Bob Bookmiller (2nd Team)
 1978 - *Bob Bookmiller (2nd Team)
 - Craig Jones (1st Team)
 1979 - *Craig Jones (1st Team)
 1983 - David Twillie (2nd Team)
 1984 - David Twillie (1st Team)
 1986 - Dan Young (1st Team)
 1987 - Dan Young (2nd Team)
 1988 - Anthony McIntosh (1st Team)
 *Recipient NCAA Postgraduate scholarship

Dr. Martin D. Delaney, Jr. '28 Award

(Originally begun as the Award of Honor, it is now given to the Most Improved Football Player.)

1958 - John Engels
 1959 - Marty Caples
 1960 - Not Awarded
 1961 - Dewitt Worrell
 1962 - Not Awarded
 1963 - Not Awarded
 1964 - Richard Phillips
 1965 - Unknown
 1966 - James B. Clarke
 1967-70 - Not Awarded
 1971 - Tom Napier and Walt Chalkley
 1972 - Blake Thomas
 1973 - Cliff Biram
 1974 - Ron Bongiovanni
 1975 - Ray Brooks
 1976 - Ralph George
 1977 - Jim Reynolds
 1978 - Allan Soltis
 1979 - Rick Gilbert
 1980 - Jeff White
 1981 - Ozzie Belcher
 1982 - Dan Martin
 1983 - Frank Ladson
 1984 - Neil Lowenstein
 1985 - Kevin Washington
 1986 - Erich Diehl
 1987 - Phil Riggleman
 1988 - John Adametz
 1989 - Tony Douglas
 1990 - Chris Witts
 1991 - Andy Andrews
 1992 - Robert Gay
 1993 - Robert Gay
 1998 - Darius Parker
 1999 - Matt Kluk
 2000 - Bryan Rodriguez
 2001 - Michael Kirk
 2002 - Musa Sarki
 2003 - Jonathan Wilson
 2004 - Kirk Monteleone
 2005 - Mike Maleski
 2006 - Jeff Marcey
 2007 - George Handler
 2008 - Zach Collins

National Football Foundation

Scholar-Athletes

1978 - Bob Bookmiller
 1979 - Craig Jones
 1982 - Teddy Gottwald
 1984 - David Twillie
 1987 - Dan Young
 1988 - Anthony McIntosh
 1989 - Charles Plageman

Keydets in the NFL

Sam Horner - Washington Redskins (1960-61), New York Giants (1962-63)
Pete Johnson - Chicago Bears (1959)
Joe Muha - Philadelphia Eagles (1946-50)
Bosh Pritchard - Philadelphia Eagles (1942, 1946-51), New York Giants (1951)

Vince Ragunas - Pittsburgh Steelers (1949)

Ray Reutt - Pittsburgh-Philadelphia Steagles (1943)

Mark Stock - Pittsburgh Steelers (1989), Washington Redskins (1993 & 1994) & Indianapolis Colts (1996)

Bobby Thomason - Los Angeles Rams (1949), Green Bay Packers (1951), Philadelphia Eagles (1952-57)

Mike Wooten - Washington Redskins (1987)

Keydets in the CFL

Thomas Haskins - Montreal Alouettes (1997-2002)

Tim Maypray - Montreal Alouettes (2010-11)

Keydets in Post-Season Play

Floyd Allen, Senior Bowl (1982)
 Lorenzo Carpenter, All-America Classic (1992)
 Andy Dearman, All-American Bowl (1975)
 Howard Dyer, Senior Bowl (1961) & All-American Bowl (1961)
 Jay Grumbling, Blue-Gray (1951)
 Weir Goodwin, Blue-Gray (1951)
 Sam Horner, Blue-Gray (1960)
 Jack Hutchinson, Blue-Gray (1948)
 Craig Jones, Hula Bowl (1980)
 Jim McFalls, Senior Bowl (1959)
 Joe Muha, Blue-Gray (1942)
 Bosh Pritchard, Blue-Gray (1941)
 Mark Stock, East-West Shrine (1989) & Senior Bowl (1989)
 Paul Shu, Blue-Gray (1939)
 Joe Stump, Blue-Gray (1948)
 Bobby Thomason, Blue-Gray (1948)
 Cameron Thompson, Blue-Gray (1948)
 Gene Williams, All-American Bowl (1974)
 John Willison, All-American Bowl (1977)

SoCon Player of the Year

1957 - Bobby Jordan
 1960 - Howard Dyer

SoCon Freshman of the Year

2014 - Al Cobb

SoCon Athlete of the Year

1953-54 - Johnny Mapp

SoCon Coach of the Year

1957, 1959, 1962 - John McKenna
 1974, 1981 - Bob Thalman
 2002 - Cal McCombs

SoCon Jacobs Blocking Trophy

1938 - Andy Trzeciak
 1940 - Billy Walker
 1960 - Lou Shuba
 1974 - Andy Dearman
 1979 - John Shuman
 1991 - Lorenzo Carpenter

Big South Scholar-Athlete of the Year

2008 - Jacob Rochester

Lettermen (1950-2014)

A-A-A-A

Howard Abegesah, 2006-09
 Jerry Acuff, 1969-70
 John Adamez, 1986-88
 Joe Adebbe, 1950
 Anthony Agostinelli, 1980-83
 Jeff Akers, 1997, 1999
 Damiso Alexander, 2007-10
 Hayden Alford, 2014
 Byron Allen, 2008-11
 Floyd Allen, 1978-81
 Terrell Allen, 2005-06
 Will Alley, 1998-2000
 Mike Alston, 1976-79
 Kellam Ames, 1984
 Granville Amos, 1962-64
 Rudy Amos, 1961-62
 Bill Anderson, 1952
 Mel Anderson, 1958
 Marlon Anderson, 1992-95
 Ryan Anderson, 2005
 Andy Andrews, 1989-91
 Mike Andriulunas, 2001
 Fred Anson, 1950
 Leslie Apedoe, 1999
 Robbie Appell, 2005-06
 Frank Arbruzzese, 1966
 Dewayne Arkadie, 1989-93
 Butch Armstead, 1959-61
 Jason Armstead, 1998-2001
 Greg Arnett, 1974-77
 Joe Arnold, 1973-76
 Keashawn Artis, 2005-07
 Darnell Ashton, 2013-14
 Bill Ator, 1988-89
 A.J. Augustine, 2012-13
 Mark Austin, 1995
 Jeff Ax, 1985

B-B-B-B

Steve Bader, 1981
 Brett Badgett, 1994
 Lee Badgett, 1958-60
 Bill Bailey, 1974
 Jim Bailey, 1969-71
 Rob Bailey, 2008-11
 Barry Baker, 1973
 Jack Baker, 1994
 Curt Baldwin, 1986
 Todd Baldwin, 2002-05
 Bob Ball, 1970-72
 Barry Ballard, 1981
 Steve Ballowe, 1969
 John Bangley, 1979
 Fred Barber, 1993
 Keith Barber, 1976-77
 Keith Barfield, 1973
 Furnace Barnes, 2005
 Lee Barnes, 1966-68
 Jeff Barnes, 1987-89
 Marcus Barnes, 2002-05
 Jason Barnett, 1992-93
 Bryan Barnson, 2007-10
 Chris Barnwell, 1988
 William Barringer, 1989
 Leon Barrow, 2006-07
 Brent Barth, 1999-2002
 Don Basham, 1956
 Stan Bass, 1981-82
 Richard Bates, 1977-78
 Terry Batts, 1992
 Tom Baur, 1972
 Truman Baxter, 1957-58
 Buff Beale, 1988, 1990
 Chuck Beale, 1961-63
 Jabarr Bean, 1994-97
 Jack Beason, 1995-96
 Greg Beck, 1976-77
 Austin Beckham, 1978-81
 Foster Beeker, 1996
 Bob Beerbower, 1971
 Vern Beitzel, 1970-71
 John Bell, 1999-2002
 Willie Bell, 2005-06
 Mike Bellamy, 1977-79
 Walt Bellamy, 1977-79
 Joe Benda, 1977-78
 Charles Bennett, 1996-98
 Jeff Berkley, 1994
 Kirby Bernick, 1950
 Bob Biddle, 1966-68
 Cliff Biram, 1972-73
 Rick Biram, 1973
 Charlie Bishop, 1966-67
 Brandon Bissell, 1995-97
 Bill Black, 1961-63
 Mark Black, 1985
 Eddie Blair, 1969-71
 Ozzie Blecher, 1981
 Aaron Blue, 2008-11
 Andy Boardman, 1976
 James Boatright, 2007-11
 Brendon Bock, 2012, 14
 Larry Boese, 1964-65
 Bill Boland, 1970-71
 Clinton Bond, 1998
 Ron Bongiovanni, 1972-74
 Tommy Bonnett, 1950-52
 Bob Bookmiller, 1976-78
 Ross Booth, 1998-99, 2001, 2004
 Mark Bornhorst, 1982-84
 Jerry Borst, 1955-58

Julian Bowers, 2008-10
 Mac Bowman, 1970-72
 William Bowman, 1984
 A.S. Boxley, 1951, 1953
 John Boyd, 1961-62
 Tom Boyer, 1996-99
 Danny Bradach, 1973-76
 Mike Bradley, 1999-2002
 Art Brandriff, 1957-58
 Ben Brandt, 2007-10
 Adam Brankamp, 2000-01, 2004
 Fritz Braunlich, 1986
 Keith Braxton, 1993-996
 David Brazier, 1989
 James Breckinridge, 1964-66
 Steve Breeding, 1969-71
 Shawn Breen, 1999
 Bill Brehaney, 1951-52
 Dexter Bridge, 2011-12
 Trent Bridges, 1983-86
 Jason Brinkmoeller, 2002
 Mark Bristol, 1985-87
 Jay Brock, 1982
 Cabell Brockman, 1997-98
 Hal Brodie, 1971-72
 George Brooks, 1970-72
 Ray Brooks, 1973-75
 Travis Brooks, 1998
 Jamie Browder, 1968
 Dave Brown, 1986-88
 Frank Brown, 1980
 Jeff Brown, 1984
 Jim Brown, 1975
 J.R. Brown, 1997
 Marcus Brown, 2004-07
 Rick Brown, 1989
 Robert Brown, 2004-07
 Sam Brown, 2000-03
 Steve Brown, 1999-2000
 Tony Browne, 1998-2001
 Henry Bruno, 1971
 William Bruant, 1966
 John Buchanan, 1994
 John Budde, 1978-80
 Glen Buck, 1989
 David Budlong, 1995-98
 Chris Bunn, 1986-87
 Zohn Burden, 2002-05
 Jim Burg, 1965-67
 Robert Burns, 1984-86
 Doug Burton, 2012-14
 Keith Burwell, 1992-93
 Scott Burris, 1996-98
 Joe Bush, 1962-64
 Ashley Butler, 1969
 Charlie Byrd, 1951-54
 Jimmy Byron, 1952

C-C-C-C

Alonzo Cabell, 1990-92
 Mark Cager, 1986-89
 Don Caldwell, 1979
 Emilio Calvin, 2008-11
 Randy Campbell, 1959-61
 Tom Campbell, 1967-69
 John Candler, 1959-61
 Martin Caples, 1958-60
 Thomas Carboni, 1981-83
 Skip Carleton, 1999-2002
 Greg Carlson, 2001-02
 Paul Carlton, 1950-52
 Lorenzo Carpenter, 1989-92
 Ward Carr, 1968
 Al Carter, 1988-90
 Brett Carter, 1988
 Linwood Carter, 1965
 Scott Carter, 1981-83
 Troy Carter, 1952-53
 Hunt Cary, 1991-92
 Jon Casarotti, 1990-91
 David Casteel, 2000-02
 Ryan Cates, 1998-2001
 Christopher Caudill, 1982
 John Cauffield, 1970
 Gene Caughen, 1998-2001
 Chip Chace, 2005
 Walt Chalkley, 1971
 Bruce Chambers, 1970-72
 John Chapla, 1965-66
 Shawn Chapman, 2010-12
 Justin Chetney, 2006
 Robbie Chenaunt, 1997-99
 John Chicoli, 1986
 John Chisholm, 2000
 Cale Christensen, 1994-97
 Dillon Christopher, 2013-14
 George Chumbley, 1950-52
 Eric Church, 2008-10
 Chris Clark, 1984-87
 Jeff Clark, 1992
 Jordan Clark, 1994, 1996-98
 Melvin Clark, 1973
 Robby Clark, 1975-78
 Robert Clark, 1990-93
 Stillman Clark, 1999-2000
 Troy Clark, 1985-87
 James Clarke, 1966
 Amon-Ra Clay, 2014
 Phil Clayton, 1970
 Adrian Cmerck, 2002-04
 Al Cobb, 2014
 Barry Coceano, 1981-83

Bronson Cocke, 2013
 Jerry Codutti, 1972-75
 Clifton Cogger, 1984-86
 Bernie Colacicco, 1983, 1985
 Charlie Cole, 1961-63
 Mike Cole, 1971-73
 Tommy Cole, 1976
 Jimmy Coley, 1950
 Matt Coley, 1994-97
 Jud Collier, 1969
 Nick Collins, 1976-78
 Ray Collins, 1952, 1954
 Robert Collins, 2010-12
 Zach Collins, 2006-09
 Lucas Combs, 2007
 Alvin Comer, 1983-85
 Mike Conaway, 1973, 1976
 Steve Conlan, 1970
 Ian Connor, 1989
 Tony Conner, 1971
 Mark Conway, 1969-70
 James Cook, 1982
 Kelly Cook, 1994-97
 Michael Cook, 1983
 Bobby Cooper, 1954
 Emmanuel Cooper, 2011-14
 Chris Copeland, 2013-14
 Bob Coptly, 1967-68
 Tim Cordle, 1978
 William Corn, 1980-82
 Alex Correll, 2002-04
 Joe Corsaro, 1977-78
 Torre Costin, 1994
 Ben Cottrell, 1980
 Charles Coulson, 1951
 Scott Council, 1988-91
 Craig Cox, 1976-79
 Tim Cox, 1977-79
 Monty Craft, 1989
 Allen Cratsenberg, 2014
 Bruce Crawford, 1972-72
 Travis Crittenden, 2002
 John Cross, 1991-93
 Jason Crowder, 1994-97
 Edwin Cruz, 2008
 Donnie Cumberland, 1973
 Don Cupit, 1969-70
 Tom Curran, 1995-97
 Andre Curtis, 1995-98
 Jack Curtis, 2007, 09
 Bill Currence, 1964
 Gene Cury, 1952

D-D-D-D

Kevin Daigh, 1969-71
 Bobby Dale, 1956-58
 Bryan Dalton, 1998
 Jim Daly, 1983-85
 Tom Daniel, 1958-59
 Sam Daniels, 1993-94
 David Darden, 1988
 Louis Darden, 1978-80
 Eric Davidson, 1989-90
 Bill Davis, 1961-63
 Chip Davis, 1974, 1976
 Conrad Davis, 1961-63
 Craig Davis, 1989
 James Davis, 1989-90
 Joey Davis, 1991
 Robert Davis, 1984-85
 Benny Day, 1956-57
 Chip DeCarli, 1975-76
 Bruce DeGroot, 1972
 Frank DeLaune, 1973-75
 Andy Dearman, 1972-74
 Daryl Deke, 1981
 Cal Depue, 1968
 D.J. Derenzo, 1986
 Bill Dermott, 1965
 James Devens, 2011
 John Devlin, 1991-94
 Robert de Wolff, 2013-14
 John Dick, 1973
 Erich Diehl, 1985-87
 Chuck Dininger, 1950-52
 Tivris Dixon, 1995-97
 John Dodge, 1981
 Pat Donahue, 1984
 Tom Dooley, 1955
 Chris Doss, 1991-93
 Patrick Doucette, 2014
 Justin Douglas, 1996-98
 Tony Douglas, 1988-1990
 Matt Dowler, 2002-05
 Lou Drake, 1953
 Robert Draper, 1985
 Peter Dreisbach, 2003
 Steve Dudek, 1992-93
 Mike Dugan, 1971-72
 Tom Dumouchelle, 1988
 Brian Duncan, 2003-05
 Ed Duncan, 1960
 J.R. Dunkley, 1960-61
 Leslie Dunnaive, 1979-81
 Andrew Dunnington, 1992-94
 Vyatt Durette, 1959-60
 John Durst, 1969-71
 Walt Duryea, 1963
 Howard Dyer, 1958-60

E-E-E-E

Tommy Earle, 1977-79

Frank Easterly, 1966-68
 David Eberhardt, 2012-13
 Kris Edelman, 1991-92
 Mike Eden, 1978-81
 Heath Edmiston, 1994-97
 Mike Edwards, 1993-95
 Jerry Eggleston, 1950
 Claud Eley, 1950-51
 Greg Ellen, 1994-97
 Hill Ellett, 1964-66
 David Ellington, 1969-70
 Frank Ellis, 2007-08
 Billy Elmore, 1955-56
 John Engels, 1956-58
 Denton Ensminger, 2011-12, 14
 Eric Enslay, 1993
 Greg Enterline, 1982-84
 Bobby Epps, 2008
 Dick Evans, 1957-59
 Nick Evanusich, 1955-57
 Chi Chi Ezekwe, 2006-07

F-F-F-F

Jon Fabyonic, 1992-94
 John Falzone, 1965-66
 Lou Farmer, 1955-56
 Tony Farry, 1972-74
 Josh Favro, 2007-10
 Martin Fedenko, 1977-79
 Greg Fedor, 1997-2000
 Neal Felty, 1983-84
 Dick Fencel, 1953-54
 Demond Ferebee, 1993-94, 96
 Tom Ferguson, 1974-77
 Thomas Felvey, 1950, 1952
 Doug Finlayson, 1970
 Al Florini, 1963
 Martin Fisher, 1957
 Rusty Fitzgerald, 1963-65
 Jason Fletcher, 1996
 W.F. Flood, 1970
 Raymond Flowers, 1989-92
 Mike Foesch, 1990-91
 Mike Foley, 1951-54
 Wade Foltz, 1979-81
 Lee Foresman, 1976
 Dane Forlines, 2013-14
 Jimmy Foster, 1955
 Wes Foster, 1955
 Andy Fox, 1996-97
 John Fox, 2003-05
 Vicheal Foxx, 2002-03, 2005
 Paul Fram, 1968-70
 Joe France, 1987
 Ryan Francis, 2014
 John Frankberger, 1950-51
 Bob Franks, 1971-73
 Mike Freeman, 1975-77
 Todd Freiwald, 1985-87
 Tim Fricce, 1998, 2000
 Dan Fritz, 1979-80
 Brian Froehlich, 1990, 1992-93
 Teray Frost, 1997-2000
 James Fruhan, 2011-14
 Bill Fuller, 1986
 Keith Fuller, 1991
 Caleb Furlow, 2011-13
 Glen Furr, 1972-74

G-G-G-G

Pedro Garcia, 1998-99, 2001-02
 Johnny Garnett, 1974-77
 Jay Garrett, 1998-2000
 J.C. Garvin, 2014
 Ty Garvin, 2011-13
 Robert Gay, 1992-93
 Tony Gentile, 1966-68
 Ralph George, 1973-76
 Andre Gibson, 1975-77
 Joey Gibson, 1999-2002
 Johnny Gilbert, 1952
 Rick Gilbert, 1978-79
 Don Giles, 1962-63
 Jim Sam Gillespie, 1957-58
 Jim Sam Gillespie III, 1992
 Jeff Gillette, 1994
 Chris Gilliland, 2004-06
 Ed Glackin, 1973-76
 Chal Glenn, 1979
 Brian Gliba, 1993-95
 Kim Glidewell, 1973-76
 Dutch Goddard, 1974-77
 Geoff Goff, 1991-94
 Terrell Golden, 2004-05
 Jose Gomez, 1977-78
 Tim Gompers, 1974-75, 1977
 Steve Good, 1969
 J.O. Goode, 2012
 Weir Goodwin, 1950-51
 Rick Goodwin, 2006-07
 Teddy Gottwald, 1979-82
 Andrew Gove, 2006-07
 Patrick Goulden, 2011-13
 Erwin Grabnsa, 1984
 Bill Graf, 1950
 Keith Graham, 1999-2002
 Bo Grant, 1974-76
 Mark Graybill, 1960-61
 Anthony Green, 1976, 1978
 Titus Green, 2001, 2003, 2005
 J.C. Gregory, 1986
 John Griffin, 1965, 1967-68

H-H-H-H

Marcus Griffin, 1995
 Rick Griffith, 1969-70
 Bill Grigg, 1978, 1980-81
 Dan Griles, 1992-94
 A.J. Gross, 2008-11
 Jay Grumbling, 1950-51
 Marvin Gundy, 1993
 Bill Guy, 1952-53
 Bob Habasevich, 1966-68
 Bill Haberlein, 1958-60
 Tracy Hairston, 2008-11
 Rusty Hale, 1989-91
 Eric Hall, 2003-06
 John Hall, 1970-72
 Mike Hall, 1979-81
 Tom Halliday, 1967, 1969
 Tony Hamilton, 1976-78
 Phil Hamric, 1959
 George Handler, 2006-09
 Bradley Hann, 2013-14
 Chris Harper, 2010-13
 Steve Harrington, 1966-68
 Grant Harris, 2003-05
 Greg Harris, 1993-96
 Mike Harris, 1995-98
 Noel Harris, 1978
 Ryan Harris, 2004
 Eric Harrison, 1987-88, 1990
 James Harrison, 1983
 Eric Hart, 1962-64
 Leon Hartless, 1960
 Thomas Haskins, 1993-96
 Mike Hatfield, 1980
 Bruce Hauck, 1983
 Taylor Hay, 1950
 Travis Hawkins, 2013-14
 Wade Hawkins, 1987-90
 Mike Hayes, 1997
 Tim Hayes, 1988-89
 Daryl Haymon, 1999-2000
 Walker Hays, 2013-14
 Willard Hays, 1950
 Tom Hedge, 1950
 Stewart Heishman, 1984-85
 Mark Hennigan, 1989
 Gabe Hensley, 1999-2000
 Wayne Hepler, 1969-70
 Paul Hebert, 1965-67
 John Herrin, 1998
 Jack Herzog, 2003-06
 Jake Hickman, 1994-97
 Justin Hickman, 2008-09
 Jack Hill, 1950
 Ron Hill, 1993, 1995-97
 John Hince, 1966-67
 Doug Hines, 1973-75
 Blake Hippensteel, 1981-83
 Steven Hite, 2008-09
 John Hobbs, 1973-76
 Bob Hockley, 1967-69
 Bill Hoehl, 1960-61
 Chris Hoffman, 1990
 Kelly Holbert, 1990-92
 Christian Holland, 1951
 Richard Holland, 1997, 99-00
 Colby Hollingsworth, 2003-06
 Ray Holloway, 2004
 Rod Hollowell, 1960
 Avi Hopkins, 1995-97
 Sam Horner, 1957-59
 Butch Hostetter, 1977-80
 Charles Houk, 1995-97
 Tommy Howell, 1970
 Craig Howard, 1999-2001
 Jeff Hubbard, 1992-94
 Jim Hubbard, 1987-89
 Paul Hudson, 1950-51
 Justin Huggard, 2002-05
 Kyle Hughes, 2006-09
 Kamau Hull, 2001, 2003-05
 Michael Hulyo, 1981-84
 James Hummer, 2009
 Jay Hunt, 1997-98
 Scott Hunter, 1985
 Larry Hupertz, 1977-79
 Joe Hurley, 1986-88
 Eric Hutchings, 1973-76
 Mike Hutchings, 2006
 Myles Hutchinson, 1951
 William Hyman, 2013

I-I-I-I

Wilson Ileso, 2006
 George Inge, 1988-90
 Tom Inge, 1959
 Jim Ingram, 1970-71
 Mike Inteso, 1987
 Richard Irby, 1964, 1966
 Clark Irvine, 2011-12
 Garland Isaacs, 1972, 1974
 Steve Isola, 1991
 Gabe Itoka, 2007-10
 Gordon Ivascu, 1980

J-J-J-J

Carl Jackson, 1978
 Darius Jackson, 1994, 1996-98
 Nathaniel Jackson, 2004-07
 P.J. Jackson, 1998-2000
 Chad Jacob, 2014

Alex James, 2012-14
 Oliver James, 1979-80
 Raleigh James, 1972
 Paul Janshego, 1954-55
 Greg Jarvis, 1987
 Tony Jaworski, 1970-71
 Rajah Jenkins, 2008
 Butch Jennings, 1990-91
 Mike Jesensky, 1979
 Thomas Jewett, 1980-82
 Andre Johnson, 1992-94
 Arturo Johnson, 1987
 Chris Johnson, 1986
 Christian Johnson, 2003-04
 Darrian Johnson, 2014
 Derrick Johnson, 1983-86
 Deshawn Johnson, 1994-96
 John Paul Johnson, 1955
 Kyle Johnson, 2006-08
 Marlon Johnson, 1995
 Michael Johnson, 2009-11
 Pete Johnson, 1956-58
 Spike Johnson, 1992-93
 William Johnson, 1973
 Curtis Johnston, 1980-81
 Donnie Johnston, 2002-04
 Duke Johnston, 1956-57
 Bob Jones, 1970
 Cameron Jones, 2008-10
 Charlie Jones, 2009-11
 Chaz Jones, 2008, 10-11
 Cory Jones, 1990
 Craig Jones, 1976-79
 Damian Jones, 2013-14
 Glenn Jones, 1974-77
 Hugh Jones, 1964-65
 Robby Jones, 1977-79
 Royce Jones, 1952-54
 Stephone Jones, 1983-85
 Stinson Jones, 1958-61
 Toby Jones, 1981-83
 Bobby Jordan, 1954-57
 Brian Jordan, 1990-92

K-K-K-K

Vic Kane, 1991-92
 Carl Kasko, 1956-58
 Rick Kastleberg, 1973
 Verne Keefer, 1956-58
 Frank Keeney, 2007
 Chris Keever, 1989-91
 John Keilty, 2007
 Jehan Keitt, 2003
 Christian Kelly, 2006-07
 Mike Kemp, 1987-89
 Yerry Kennally, 1970
 Don Kern, 1959-60
 Alex Kers, 1913-14
 Rick Killmeyer, 1992-94
 Scott Kimball, 1983
 Mike Kimberly, 1989
 Randy Kinsey, 1970
 Robert Knislow, 1951
 Michael Kirk, 2000-03
 Ted Kirk, 1969-71
 Bill Kirkland, 1957-78
 Bruce Kitchen, 1979
 Karl Kinar, 1951-53
 Wes Kite, 2000, 2002
 Matthew Kluk, 1999-2002
 Don Komara, 1980-81
 Eric Kordenbrock, 2010-13
 Ken Kovac, 1986
 Travis Kraft, 1994
 Andy Kratt, 1996
 Jerry Kress, 1954
 Steve Krickovic, 1985-86
 Kerr Kump, 1967-68
 Tom Kurkoski, 1957-59

L-L-L-L

Bob LaPosta, 1965
 Frank Ladson, 1982-83
 Darian Lafferty, 1999-2001
 Jim Lambert, 1965
 Mark Lambert, 1975-77
 Pete Lampman, 1986-88
 Butch Land, 1962
 John Landry, 1970-72
 Jack Lanford, 1950-52
 Jay Lasek, 1980-82
 Boo Lassiter, 1989-90
 John Lauerman, 1950
 Charlie Lavery, 1952-55
 Brad Lawrence, 1988
 Steve Lawrence, 1975
 David Lawson, 1993
 Mark Layne, 1978-80
 Carl LeBourdais, 1954-56
 Bill Leck, 1950
 Mike Ledford, 1992-93
 Jerry Ledlow, 1985
 Bob Lee, 1964
 John Lee, 1984
 Tommy Leemon, 1969
 Ken Legum, 1959-61
 Rob Leighty, 1950-51
 Brian Lengvasky, 1977-99
 Al Lester, 1994-97

Bruce Leve, 1962
 Aaron Lewis, 2009-12
 Andrew Lewis, 2013-14
 Austin Lewis, 2009
 Cornell Lewis, 1995-97
 Charlie Liesfeld, 2003-06
 Caleb Lindsey, 2014
 Bradley Lipscomb, 2013
 Scott Lipscomb, 1980-83
 Tommy Lloyd, 2004-07
 Bob Lockridge, 1968-70
 Dickie Lockridge, 1979
 Jimmy Lofton, 1972-75
 John Long, 1981-84
 Chip Louthan, 1974
 Howie Lowden, 1994-96
 Jack Lowden, 1950
 Neil Lowenstein, 1982-84
 Will Lucas, 2010-13
 Travis Ludden, 2005-08
 John Ludt, 1967-69
 Allan Lunsford, 1989-90
 Frank Lumpkin, 1978
 Rich Lykins, 1970
 Dan Lyle, 1989-92
 Josh Lyles, 2001-04
 Terrell Lynch, 2009, 11
 Dick Lyons, 1952, 1954-55

M-M-M-M-M

Travis Mabrey, 1987-89
 James MacDonald, 1950-51
 Gary Mackey, 1966-68
 Mike Maguin, 1966, 1968
 Michael Mahoney, 1966
 Abey Malave-Lopez, 2000-02, 04
 Brian Malast, 2000, 2002-03
 Mike Maleski, 2002-05
 Jimmy Mallis, 1986
 Thomas Manning, 1984
 Cameron Manuel, 1979
 Johnny Mapp, 1951-53
 Jeff Marcey, 2006-07
 Andrew Marcotte, 2011-14
 Ted Mariani, 1951-52
 Alvin Markhand, 1950-51
 Chuck Marks, 1967-68
 Miguel Marshall, 2010-11
 Dan Martin, 1980-82
 Dave Martin, 1955
 Curtis Mason, 1989-92
 Robert Mason, 2002-05
 Art Massaro, 1982-84
 Kevin Massenburg, 1982
 Bland Massie, 1976
 Gabe Mastrobuno, 1977-80
 Kip Mattis, 1987
 Rick Mattoso, 1995
 Lawrence Mauck, 1976
 Matt Maxey, 1999-2002
 Jonathan Mayo, 1992-94
 Mike Mayo, 1984-87
 Tim Maypray, 2006-09
 Connor Mays, 2011-13
 Pete Mazik, 1962-63
 Anthony Mazza, 1951
 Jim McCallum, 1952
 Chuck McCarthy, 1984
 Pat McCarthy, 1977-79
 Tom McCarthy, 1982-85
 Travis McDaniel, 1991-93
 Pat McDowell, 1997, 2000
 Jim McFalls, 1955-58
 Dick McFarlin, 1950
 Bill McGarrah, 1984, 86-87
 Matt McGonegle, 2004
 William McGowan, 1966
 Dan McGrew, 1986-88
 Anthony McIntosh, 1985-88
 Mark McIntyre, 1972-73
 Steve McKenna, 1976-77, 1979
 Patrick McKinney, 2006-09
 Harry McKnight, 1972-74
 Jeff McLean, 1976-78
 Mark McLean, 1977-78
 Chuck McLennan, 1955-56
 LaShae McMillan, 2004
 Bryant McMillan, 1991-92
 Terrence McMillan, 1988
 Richard McMinn, 1990
 Gary McNeal, 1955-56
 Bobby McQueen, 1973-76
 Graham McPherson, 1995-98
 Chris Meacham, 1990-93
 Ricky Mears, 1987-88
 Turner Mebane, 1989-90
 Dennis Merklinger, 1960-61
 Ted Mervosh, 1964-66
 Matt Metheny, 1988-90
 Tom Mihalik, 1973-76
 Ned Mikula, 1968, 1970
 Dave Miles, 1973-75
 Bill Miller, 1952-55
 Brad Miller, 2003-04
 Scott Miller, 1969-70
 Stephen Miller, 2014
 Malacki Mills, 1981-82
 John Milstead, 1990-92
 Nick Mims, 2006-08
 Marcus Mines, 1989-92

Ryan Mingus, 2005, 2007
 Claiborne Minor, 1964-66
 Gil Minor, 1960-62
 Rick Minor, 1969
 Terry Minor, 1993-96
 Kirk Minton, 1973
 Aaron Mitchell, 1998, 2000
 Bobby Mitchell, 1959-61
 John Mitchell, 1982-83
 Kevin Mitchell, 1982-83
 Sidney Mitchner, 1992-94
 Rob Mittelstadt, 1999
 Sean Mizzer, 2002-04, 06
 Bob Modarelli, 1960-62
 Matt Modarelli, 1993
 Jose Mojica, 1996-97
 Justin Molloy, 1995-96
 Dan Monahan, 1984-85
 Kirk Monteleone, 2003-05
 Joe Moody, 1954-56
 Lee Moon, 1967, 1969
 Alan Moore, 1966
 Doug Moore, 2012-14
 Pat Moore, 1971
 Ronnie Moore, 1972-75
 Sean Moore, 2002-05
 Joe Morabit, 1959
 Adam Morgan, 2010-12
 Allen Morgan, 1972-74
 Jeff Morgan, 1976-79
 Johnny Morgan, 1953-54
 Mike Morgan, 1990-92
 Pat Morrison, 1959-61
 Chris Morris, 1999-2000
 John Morton, 1973
 Howard Moss, 1957-59
 Kenny Moseley, 1999, 2001
 Sam Moultrie, 1972
 Bill Mowll, 1962
 Deffy Mubang, 1997-99, 2001
 Doug Muirheld, 1970-71
 Mike Muller, 1978
 Kerry Mullin, 1976
 Mark Mulrooney, 1962-63
 Camillus Musselman, 1990-93
 Calvin Murray, 1980-82
 Cameron Murray, 2009-11
 Daniel Murphy, 1984
 Hershel Murray, 1959
 Larry Murray, 1988
 Nate Murray, 2012-14
 Tom Myers, 1962-63

N-N-N-N-N

Tom Napier, 1970-72
 Steel Nardozzi, 2003-05
 Joe Naselli, 1966-68
 Derek Neal, 2000
 Bill Nebraska, 1955-58
 Mike Necessary, 1983-85
 Chad Neely, 1994-95
 Ed Negro, 1977-78
 Joe Nelson, 2013-14
 Roger Nerone, 1965
 Dan Newcomer, 1973-74
 Jay Newcomer, 1972-74
 Doug Nichols, 1970-71
 Matthew Nicholson, 2013-14
 Richard Nickel, 1963
 Kyle Ninkard, 2007-09
 John Noon, 1970
 Ronnie Norman, 1972-74
 Mike North, 1969-70
 Todd Northrop, 1987-89
 Butch Nunnally, 1961-63

N-N-N-N-N

Robert Oaks, 2003-04
 Jimmy O'Dell, 1958-59
 John O'Donnell, 1967
 Tim O'Neil, 1952
 George O'Neill, 1956, 1958
 Steve Oddi, 1974-77
 Dale Ogg, 1976-78
 Frank Oliver, 1965-66
 Mike Ondos, 1958-59
 John Orrison, 1966
 Bob Osler, 1978-79
 Greg Otey, 1984-86
 Bob Owen, 1950
 Tyler Owens, 2012-13
 Hunt Ozmer, 1975

O-O-O-O-O

Sam Palmer, 2008
 Steve Palmer, 1983-84
 Steve Pancham, 1983-85
 Brian Pannell, 1986, 1988-89
 Mark Pappas, 1981-82
 Jon Pardew, 1990-91
 Darius Parker, 1996-99
 Rick Parker, 1964
 Tom Parker, 1972-73
 Lance Parnell, 1990-91
 Kenneth Parns, 1966
 John Parrott, 1984-87
 Ed Patnesky, 1962
 Maury Pauling, 2002-03
 Ken Patrick, 1959-60
 Mike Patterson, 1963-64

P-P-P-P-P

Sam Patterson, 2012-14
 Jeff Paul, 1989
 William Paultette, 1968
 Maury Pauling, 2001-04
 Joe Paulsenbaugh, 1978
 Gerard Payne, 2006-07
 Jonathan Payne-Vimbish, 2011
 Ed Pearson, 1996, 2000
 Binnie Peay, 1961
 Clark Peele, 1971
 Mike Perfetti, 1989-92
 Chris Perry, 2004-05
 Gary Persinger, 1979-81
 Adam Peters, 2003-06
 Dave Petka, 1986-89
 Neal Petree, 1950-51
 William Pfeiffer, 1978
 Ambrose Phillips, 1983-85
 Richard Phillips, 1962-64
 Dan Phlegar, 1963-65
 Phillip Pickens, 2009, 12
 Damon Piner, 1994
 Charles Plageman, 1986-89
 DeAngello Plather, 2000-02
 Eric Plogger, 1991-92
 Wesley Poff, 1990
 David Poldiak, 2000-01, 03-04
 Bob Polk, 1960
 John Portasik, 1950-51
 Fred Poss, 1952-53
 Rives Potts, 1970
 Bill Powell, 1958-60
 Joseph Powell, 1951
 Bill Powers, 1986-87
 Ethan Preston, 2012
 Eugene Pribila, 1990-93
 Gary Price, 2002-04
 J.V. Price, 1961
 Brett Prillaman, 1998-2001
 Mark Prokop, 1999-2000
 Matt Pruden, 1982
 Wayne Purcell, 1987-90
 John Puvogel, 2000-01, 03-04
 Allan Pyke, 1973-75
 Dave Pyle, 1972-77

Q-Q-Q-Q-Q

Bo Quattrone, 1987-89
 Russ Quay, 1967
 John Quinn, 1959
 Brian Quisenberry, 1978-80
 Henry Quisenberry, 1950-51
 Kelly Raber, 1981-82
 Bob Rader, 1955-57
 Eric Radford, 1973-76
 Jim Radle, 1982-84
 Tom Radle, 1980-81
 Michael Rainey-Wiles, 2007-10
 Paul Raiz, 1987
 Bill Ralph, 1951-53
 Glen Ralston, 1983-85
 Roger Ramer, 1951-53
 Pete Ramsey, 1969-71
 Robert Randolph, 1965-66
 Richard Rankin, 1965-66
 Jacob Ratcliff, 2001
 Sam Ratcliffe, 1973
 Alex Ray, 2008-10
 Marc Ray, 2009-10
 Steve Ray, 1970
 Kevin Reardon, 1991-93
 Weston Reber, 2009, 11-13
 Dave Redman, 1984-85
 Adam Reel, 2004-06
 Chad Reed, 2014
 Bill Reed, 1962, 1964
 Ken Reeder, 1960-62
 Tyler Reedy, 2008-09
 Greg Reese, 1998
 Ron Reimman, 1984
 Don Reich, 1970-71
 Tom Replogle, 1974-77
 Erik Reynolds, 1992-93
 Jeff Reynolds, 1974-76
 Jim Reynolds, 1975-77
 Carl Rhodes, 1964-65
 Tom Rhodes, 1964-65, 1967
 Jaron Rice, 2011
 Jim Rice, 1980-82
 Oscar Richardson, 1972-74
 Tony Richardson, 2014
 John Riding, 1970
 Phil Riggelman, 1985-87
 George Ripley, 1950-51
 Worth Roberts, 1970
 Alijah Robinson, 2013-14
 Darryl Robinson, 1980-83
 Doug Robinson, 1988-89, 91-92
 George Robinson, 1950-51
 Joey Robinson, 2006-07
 Joseph Robinson, 1977
 Richard Robinson, 1996
 Jacob Rochester, 2005-08
 Bryan Rodriguez, 1999-2001
 Steve Roenker, 1987-89
 James Rogers, 2011-13
 Mike Rogers, 1994-97

R-R-R-R-R

Chuck Rogerson, 1983-84
 Louis Rolan, 1979-80
 Jamal Roseborough, 2013-14
 Victor Rosen, 2004
 Bobby Ross, 1956-58
 Dwayne Ross, 1988-91
 Stefaun Ross, 2009-12
 Dan Rothermel, 1974
 Bryan Royster, 2005
 Louis Rucker, 1982-83, 85
 Melvin Rucker, 1979-82
 Nick Ruffin, 1956-58
 Chris Rule, 1988-90
 Mark Rumph, 1988-90
 Ryan Rushton, 1980-82
 Brian Rychlik, 1992-93

S-S-S-S-S

Milt Salter, 1970-72
 Aaron Sanders, 2013-14
 Charles Sanders, 1992-93
 Greg Sanders, 2014
 Walt Sanders, 1980-81
 Musa Sarki, 2000-03
 P.V. Sarver, 1983-84
 Robert Savage, 1978-80
 Brandon Savochka, 1992-93
 Bob Scaglione, 1983-85
 Tony Scales, 1989-92
 Cliff Schademan, 2004
 Ray Schaper, 1974-77
 Larry Schaudies, 1971-73
 Chip Scheidhorn, 1974-75
 Ryan Schelske, 2002
 Bob Schmalzreid, 1965-67
 Charlie Schmaus, 1966
 Alvin Schmidt, 1989-90
 Dave Schrader, 1969-70
 Andrew Schultz, 1992
 Ben Schultz, 1995, 1997
 Tom Schultz, 1972-73
 Ken Scott, 1958-59
 Mario Scott, 2007-10
 Derek Sreen, 2000-03
 Harry Seigfried, 1976-77
 Nick Servidio, 1952-54
 Jeff Sexton, 2009-12
 Patrick Sexton, 2010, 12-13
 Matt Sharpe, 2001-03
 Wendell Shay, 1952-53
 Emmy Sheddock, 1965
 Harry Shepherd, 1956-57
 Jon Sherrord, 1993
 Gary Shick, 1972
 Cody Shirley, 2012
 Fred Shirley, 1959-61
 Gary Shope, 1970
 Steve Short, 1980-82
 Carl Showalter, 1980-81
 Lou Shuba, 1959-60
 Jim Shumaker, 1961, 1963
 John Shuman, 1976-79
 Joe Siler, 1952-53
 R. C. Simmons, 2001-02, 2004
 Mike Sisler, 1967-69
 Rucker Slater, 1986
 Tom Slater, 1963-65
 Barry Smith, 1980-82
 Clarence Smith, 2002-03
 D'Angelo Smith, 2009-11
 Derek Smith, 2006
 Fred Smith, 1966-68
 Jack Smith, 1994-95
 Julian Smith, 1967
 Justin Smith, 2010-13
 Larry Smith, 1966-68
 Mike Smith, 2010-13
 Reginald Smith, 1981-83
 Terry Smith, 1969
 Tripp Smith, 2001-04
 Charlie Snead, 1962-64
 Josh Snead, 2008-11
 T.J. Snelling, 2000-03
 Rob Snodgrass, 1993
 Buzz Snyder, 1955
 Joe Sokolowski, 1988-90
 Kevin Solomon, 1999-2001
 Allan Soltis, 1976-78
 Brian Southard, 1989-92
 Logan Sorenson, 2009
 Tom Sowers, 1968
 Tony Spevak, 1995-96
 Murphy Sprinkel, 1968-70
 George St. John, 1951
 Matt Staton, 1995
 Joseph Strafford, 1966
 Paul Staiger, 1973-74
 Logan Staib, 2011-14
 Bill Stainback, 1967-68
 Ned Stepanovich, 1975-77
 Mark Stephenson, 1992-94
 Jeff Stevens, 2008
 Marcus Stiltner, 1999-2001
 Lee Stillwell, 1966-68
 Mark Stock, 1985-86, 88
 Taylor Stout, 2013-14
 Dave Stratford, 2012
 Ryan Stratis, 2006
 Joe Straub, 1962-64
 Chris Strock, 1995

T-T-T-T-T

Judd Tabor, 1994
 Mike Talley, 1963, 1965
 Ryan Talley, 1995
 T.J. Talley, 2008-11
 Paul Tate, 1981, 1983
 Don Taylor, 1966-67
 Jafri Taylor, 2009
 Joe Taylor, 2006-08
 Keith Taylor, 2005-08
 Lionel Taylor, 1986-89
 Dennis Telzrow, 1964-66
 Hardy Temoney, 2008, 10-12
 Justin Tench, 2009
 Mike Teubner, 1969-71
 Lloyd Thacker, 1957-58
 Mike Thacker, 1965-67
 Billy Thomas, 1994-97
 Blake Thomas, 1970, 1972
 Rick Thomas, 1969
 Jim Thomasselli, 1970
 Scott Thomasson, 1980-81
 Alec Thompson, 2012-13
 Eric Thompson, 2002
 Mario Thompson, 2010-13
 Maurice Thompson, 1982-84
 Terry Thompson, 1982-84
 Andre Thornton, 1994-97
 Jim Thornton, 1952-54
 Wayne Thornton, 1972
 Juan Thrasher, 2008-11
 Dap Tillery, 1987-90
 William Tilling, 1982-84
 Cris Timmons, 1978-80
 Andy Titone, 1986
 Maximilian Toch, 1966
 Lamont Toliver, 1984
 Mark Tomlin, 2009
 Hugh Tompkins, 1966-68
 Bruce Torbett, 1972-74
 Bill Tornabene, 1961-63
 Jim Toth, 1977
 Richard Townsend, 1972
 Tracy Toye, 1986-88
 Colby Trammell, 1967, 1969
 John Traynham, 1958-61
 Tom Trobridge, 1979-80
 Vince Trombetta, 1951
 Jim True, 1958
 Andy Tucker, 1961-63
 Mike Tucker, 1972
 Terry Tucker, 1992-94
 Todd Tudor, 1980, 1982-83
 Rick Tufaro, 1974-75
 John Turley, 1956
 David Turner, 2010, 12
 Jabari Turner, 2011-14
 John Turner, 1963-65
 Leon Turner, 1978
 Robert Turner, 1983
 Mike Tutor, 1993-95
 David Twillie, 1981-84
 David Tyler, 1982-84
 Sam Tyus, 1986

U-U-U-U-U

Steve Umberger, 1980-82
 Phil Upton, 1972-75
 Dick Valentine, 1970-71
 Matt Van Wie, 2002
 Kyle Vardo, 2014
 Neil Varnado, 1988
 Bill Vaughn, 1950
 Dale Vaughn, 1954-55
 Scott Vaughn, 1983-84
 Ron Vaughns, 1999, 2001-03
 Jordan Veal, 2014
 Buster Venable, 1969-70
 Andy Viola, 2005-08
 Daniel VonSchuch, 2006
 Randy Wainman, 2004
 Doug Walker, 1961-63
 Eric Walker, 1990, 1992-93
 Greg Walker, 2008-11
 James Walker, 1984
 Jim Wall, 1985-86
 Damani Wallace, 1993-95
 G.J. Walley, 1978-80
 Chris Walsh, 1999-2002

U-U-U-U-U

Andrew Walton, 2004-05
 Aubrey Walton, 1984, 1986
 Jamaal Walton, 2003-06
 Tommy Walton, 2003
 Jeremy Ward, 2002-05
 Kris Ware, 2006, 2008-10
 Billy Dee Washington, 1998-2001
 Jeff Washington, 1977-79
 John Washington, 1986-89
 John Washington, 2011-14
 Kevin Washington, 1985-88
 Keith Washington, 1983-86
 Todd Washington, 1989-91
 Trae Watkins, 2008-11
 Mike Watson, 2006-07
 Tom Watt, 1950
 Bob Watts, 1966-67
 Deon Watts, 2011-14
 Barrett Way, 2004-06
 Marvin Watts, 1971-73
 Gregg Weaver, 1976-78
 Ed Webb, 1999-2001
 Rusty Webb, 2006
 Zach Webb, 2008
 Cliff Weddington, 1993
 Dick Weede, 1958-60
 Kyle Weidlich, 1980-81
 Mark Weiss, 1970-72
 Bill Welsh, 1961-63
 Eddie Wernzt, 1994-95
 Larry Wertz, 1964-66
 Jim Westbrook, 1969-70
 Lake Westfall, 1953-55
 Larry Wetsel, 1960
 Jamie Whalen, 1991-93
 Donny White, 1962-64
 Jason White, 1995-98
 Jeff White, 1978-80
 Ken White, 1989-99
 Michael "Robbie" White, 2010-11
 Terry White, 1972-75
 Tim White, 1984-85
 Trent White, 2010
 Wayne Whiting, 2012
 Butch White, 1963-64
 James Whitaker, 1988-90
 Court Whitman, 1996-98
 Quesuan Wigfall, 1997-2000
 Frank Wilder, 1990-91
 David Wilkinson, 1965-66
 Ron Wilkosz, 1974, 1976
 Dick Willard, 1959-61
 Calvin Williams, 1985-88
 Gene Williams, 1971-73
 Joe Williams, 1990-93
 John Williams, 1976-78
 Matt Williams, 2000
 Miller Williams, 2011-14
 Tim Williams, 1991-92, 1994-95
 Ty Williams, 1999, 2001
 Eddie Willis, 1963-65
 John Willison, 1973-76
 Bland Wilson, 1950
 John Wilson, 1983
 Jonathan Wilson, 2003-06
 Scott Wilson, 1994-95
 Lee Wimbish, 1980-83
 Josh Wine, 2007-10
 Cardell Winfield, 1995-98
 Warren Winning, 1981-83
 Carl Wittig, 1979
 Chris Witts, 1989-90
 Mike Wood, 1985, 1987-88
 Eric Woodhouse, 1984-85
 Chippy Woods, 1950-52
 Tony Woods, 1989-91
 Mike Woodward, 1974
 Dave Woolwine, 1951-54
 Richard Woolwine, 1980-81
 Roy Woolwine, 1984
 Sam Woolwine, 1978-80
 Sam E. Woolwine, 1955-57
 Michael Wooten, 1981-84
 Jimmy Workman, 1964
 DeWitt Worrrell, 1960-61
 Ed Woy, 1951-52
 Bo Wren, 2007-10
 Craig Wright, 1989
 Eric Wright, 1989-90
 James Wright, 1984-87

V-V-V-V-V

Chris Zaleski, 1989
 Warren Zeiders, 1951-52
 Jeff Zeigler, 1989-92
 Derrick Zigar, 2012-14
 Ricky Zgol, 1984-86
 Daryoush Ziai, 1984
 Tony Zoetis, 1977-79

W-W-W-W-W

Aaron Yarbough, 1997-2000
 Jeff Yates, 1975
 Rocky Yost, 1969-70
 Dan Young, 1984-87
 Bryant Youngblood, 2006-09

Y-Y-Y-Y-Y

Z-Z-Z-Z-Z

Year-By-Year Results

1891 (3-0-1)

VMI	
6	Washington and Lee
0	Washington and Lee
18	St. John's (Md.)
28	at Pantops
52	Totals

1892 (4-0-1)

VMI	
18	St. John's
12	Wake Forest
34	Duke
34	Kentucky
30	Washington and Lee
128	Totals

1893 (3-1)

VMI	
28	Washington and Lee
10	North Carolina
34	Richmond
0	Virginia
72	Totals

1894 (6-0)

VMI	
44	St. Albans
4	Washington and Lee
48	Hampton Athletic Club
16	Washington & Lee
10	Virginia Tech (Staunton)
16	Roanoke College
138	Totals

1895 (5-1)

VMI	
18	at Washington and Lee
44	Richmond
26	Roanoke College
30	Washington and Lee
42	N.C. State (Atlanta)
4	Virginia Tech (Lynchburg)
164	Totals

1896 (3-4)

VMI	
12	Washington and Lee
0	at Washington and Lee
42	Alleghany Institute
0	St. Alban's
14	St. John's
0	Virginia Tech (Roanoke)
0	Virginia (Lynchburg)
68	Totals

1897 (3-2)

VMI	
14	Columbia
0	at Vanderbilt
20	at Roanoke College
42	Hampden-Sydney
0	St. Alban's (Lynchburg)
76	Totals

1898 (4-2)

VMI	
33	Columbia
16	Richmond
29	at Washington and Lee
22	St. Alban's
5	Georgetown (Richmond)
5	at Navy
110	Totals

1899 (1-0)

VMI	
39	Washington & Lee
39	Totals

1900 (4-1-2)

OPP.	VMI
0	11
0	0
0	0
12	11
12	41
18	18
5	5
86	Totals

1901 (4-3)

OPP.	VMI
0	30
0	0
18	79
46	46
0	0
0	0
44	44
199	Totals

1902 (3-3-1)

OPP.	VMI
33	0
10	11
29	0
11	0
5	0
99	Totals

1903 (2-1)

OPP.	VMI
24	0
6	11
6	33
0	10
0	29
0	11
0	5
36	Totals

1904 (3-5)

OPP.	VMI
6	0
0	24
0	6
0	6
0	6
6	26
0	0
6	0
27	6
5	6
70	Totals

1905 (2-5-1)

OPP.	VMI
0	0
6	0
0	0
0	0
4	0
12	11
6	23
0	0
40	Totals

1906 (4-4)

OPP.	VMI
0	0
0	15
5	0
5	6
11	33
20	10
4	4
68	Totals

1907 (5-3)

OPP.	VMI
0	17
0	6
0	0
16	58
0	69
0	37
0	44
52	52
282	Totals

1908 (3-2)

OPP.	VMI
5	21
0	40
6	2
29	57
21	0
0	0
61	Totals

1909 (4-3)

OPP.	VMI
28	0
0	3
23	0
0	0
17	22
0	0
0	6
50	59
90	Totals

1910 (3-3-1)

OPP.	VMI
0	0
0	0
0	33
28	0
22	8
8	6
69	Totals

1911 (7-1)

OPP.	VMI
6	17
12	38
6	5
0	6
0	25
17	6
70	38
80	0
5	0
203	Totals

1912 (7-1)

OPP.	VMI
8	34
17	27
0	30
10	26
0	19
29	3
3	3
34	0
21	0
163	Totals

1913 (7-1-2)

OPP.	VMI
17	4
6	9
6	33
4	14
5	67
6	7
0	0
30	30
14	14
17	0
6	6
197	Totals

1914 (4-4)

OPP.	VMI	OPP.
18	29	7
10	10	0
22	28	0
0	6	0
0	7	28
0	7	30
0	23	27
0	0	3
50	110	95

1915 (6-2-1)

OPP.	VMI	OPP.
0	25	7
0	19	6
10	7	0
0	13	6
10	3	3
20	0	44
21	0	6
6	0	3
9	0	27
103	Totals	102

1916 (4-5)

OPP.	VMI	OPP.
19	5	0
66	66	0
54	54	0
9	9	15
13	13	38
14	14	16
37	37	7
7	7	20
14	14	23
233	Totals	119

1917 (4-4-1)

OPP.	VMI	OPP.
14	15	14
53	53	0
0	0	34
14	14	14
7	7	23
0	54	0
0	0	17
5	19	3
0	0	6
162	Totals	111

1918 (1-3)

OPP.	VMI	OPP.
6	6	7
0	0	41
19	19	6
0	0	6
25	Totals	60

1919 (6-2)

OPP.	VMI	OPP.
0	2	0
0	3	0
6	21	3
0	0	7
0	0	21
0	0	7
0	14	7
0	41	0
0	13	0
121	Totals	45

1920 (9-0)

OPP.	VMI	OPP.
0	54	0
0	136	0
0	22	6
0	35	0
0	27	7
6	14	0
14	23	0
96	96	0
24	24	7
431	Totals	20

2015 VMI Football Fact Book

1921 (3-5-1)

VMI	
13	Roanoke
32	Hampden-Sydney
20	Wake Forest
7	Virginia
7	at Pennsylvania
7	UNC (Richmond)
7	at N.C. State
7	at Kentucky
7	Virginia Tech (Roanoke)
107	Totals

1922 (7-2)

VMI	
34	at Lynchburg
50	Roanoke
62	Morris-Harvey
14	at Virginia
14	N.C. State (Norfolk)
61	Catholic U
7	UNC (Richmond)
46	at George Washington
3	Virginia Tech (Roanoke)
291	Totals

1923 (9-1)

VMI	
6	U.S. Marines
33	Lynchburg
7	at Georgia Tech
27	Roanoke
35	at Virginia
22	N.C. State
46	Emory & Henry
9	UNC (Richmond)
33	at Tennessee
6	Virginia Tech (Roanoke)
224	Totals

1924 (6-3-1)

VMI	
33	Wofford
39	Emory & Henry
0	at Georgia Tech
28	Roanoke
0	at Virginia
17	N.C. State (Richmond)
0	at North Carolina
10	at Kentucky
25	Hampden-Sydney
0	Virginia Tech (Roanoke)
152	Totals

1925 (6-4)

VMI	
33	Lynchburg College
27	N.C. State (Richmond)
9	Wofford
46	Emory & Henry
0	at Georgia Tech
17	Roanoke
10	at Virginia
27	UNC (Richmond)
0	Kentucky (Charleston,W.Va.)
0	Virginia Tech (Roanoke)
169	Totals

1926 (5-5)

VMI	
20	Wofford
10	Richmond
0	at Georgia Tech
7	Roanoke
7	Virginia
7	N.C. State (Richmond)
12	Davidson (Lynchburg)
0	at North Carolina
10	Kentucky (Charleston,W.Va.)
7	Virginia Tech (Roanoke)
80	Totals

1927 (6-4)

OPP. VMI	
0	37 Wofford
0	22 Richmond
0	0 at Georgia Tech
14	32 Roanoke
21	8 at Virginia
20	6 Maryland (Richmond)
7	20 at Davidson
14	7 North Carolina
26	0 Kentucky (Charleston,W.Va.)
102	12 Virginia Tech (Roanoke)
144	Totals

1928 (5-3-2)

OPP. VMI	
7	14 Hampden-Sydney
0	6 Richmond
0	0 at Georgia Tech
0	31 Roanoke
0	9 Virginia
9	0 Maryland (Richmond)
0	13 Davidson
7	0 Clemson (Lynchburg)
16	6 Kentucky
95	16 Virginia Tech (Roanoke)
95	Totals

1929 (8-2)

OPP. VMI	
0	19 Hampden-Sydney
10	6 at Richmond
6	40 at Florida
0	7 The Citadel
7	12 at Virginia
0	20 at Maryland (Richmond)
0	7 at Davidson
0	12 Clemson (Norfolk)
0	12 Kentucky
14	14 Virginia Tech (Roanoke)
155	Totals

1930 (3-6)

OPP. VMI	
0	12 Richmond
3	6 St. John's
0	6 at The Citadel
13	6 Virginia
7	0 Maryland (Richmond)
3	0 Davidson
0	6 Clemson
0	0 at Kentucky
0	0 Virginia Tech (Roanoke)
29	30 Totals

1931 (3-6-1)

OPP. VMI	
6	6 Hampden-Sydney
0	0 Richmond
0	0 at Duke
33	13 The Citadel
14	18 at Virginia
18	20 Maryland (Richmond)
23	0 at Davidson
7	7 Clemson (Norfolk)
7	12 Kentucky
108	6 Virginia Tech (Roanoke)
82	Totals

1932 (2-8)

OPP. VMI	
0	18 King College
0	0 at Kentucky
13	0 Duke
13	0 at The Citadel
14	6 Davidson
0	0 Virginia
7	6 Maryland (Richmond)
28	7 W&M (Richmond)
9	0 Richmond
7	0 Virginia Tech (Roanoke)
98	0 Totals
44	Totals

1933 (2-7-1)

OPP. VMI	
0	0 Emory & Henry
0	6 Duke (Greensboro)
7	0 at Army
0	0 at Davidson
13	19 Maryland
10	13 at Virginia
0	0 William & Mary (Norfolk)
0	6 at Kentucky
25	0 at Richmond
9	0 Virginia Tech (Roanoke)
64	44 Totals

1934 (1-8)

OPP. VMI	
7	0 Duke
6	6 at South Carolina
13	6 at Columbia
0	7 at Richmond
0	13 Virginia
0	13 William & Mary (Norfolk)
0	0 at Maryland
12	13 at Davidson
18	0 Virginia Tech (Roanoke)
6	51 Totals
75	Totals

1935 (2-7-1)

OPP. VMI	
26	0 Hampden-Sydney (Lynchburg)
0	0 at Tulane
0	0 at Columbia
12	6 Richmond
6	0 Maryland
7	0 at Virginia
6	19 at William & Mary
6	0 North Carolina
0	6 Davidson
23	6 Virginia Tech (Roanoke)
0	63 Totals
61	Totals

1936 (6-4)

OPP. VMI	
19	0 Wofford
0	24 South Carolina
0	0 at Kentucky
7	13 at Davidson
13	0 at Columbia
20	20 at Richmond
0	12 Virginia
32	21 at William & Mary
26	13 at Maryland
24	0 Virginia Tech (Roanoke)
122	122 Totals

1937 (5-5)

OPP. VMI	
0	6 Elon
7	7 Temple
13	20 William & Mary (Norfolk)
13	7 Davidson
3	21 at Richmond
41	26 at Virginia
7	7 at Army
6	7 Maryland
20	27 The Citadel
13	6 Virginia Tech (Roanoke)
123	134 Totals

1938 (6-1-4)

OPP. VMI	
6	33 Elon
23	12 at Virginia
44	0 at Navy
12	7 Clemson (Charlotte)
12	13 at Richmond
4	14 at William & Mary
12	47 at Maryland
20	6 Wake Forest
7	19 Davidson
26	6 Roanoke College
2	19 Virginia Tech (Roanoke)
166	159 Totals

1939 (6-3-1)

OPP. VMI	
20	41 Roanoke
37	0 at Kentucky
32	2 Davidson (Bluefield)
6	20 at Vanderbilt
13	16 Virginia
12	7 at Columbia
14	0 at Richmond
21	7 Duke
15	13 Maryland (Norfolk)
0	19 Virginia Tech (Roanoke)
170	125 Totals
170	Totals

1940 (7-2-1)

OPP. VMI	
46	33 Roanoke
22	0 at Duke
29	13 Newberry
7	13 at Davidson
17	7 at Virginia
6	7 at Richmond
23	0 William & Mary
27	20 Washington U
13	20 Maryland (Lynchburg)
190	14 Virginia Tech (Roanoke)
127	127 Totals
127	Totals

1941 (4-6)

OPP. VMI	
44	7 Clemson (Lynchburg)
12	13 at Temple
13	20 at Army
6	7 Virginia
0	25 at Richmond
0	13 Davidson (Lynchburg)
56	0 William & Mary
14	27 at Maryland
12	15 Virginia Tech (Lynchburg)
157	7 at Miami (FL)10
134	134 Totals
134	Totals

1942 (3-5-1)

OPP. VMI	
7	0 Clemson (Lynchburg)
38	6 at Temple
38	38 at Virginia
38	29 Maryland
0	20 at Richmond
6	6 Davidson (Lynchburg)
0	0 at Wake Forest
7	6 William & Mary (Norfolk)
6	6 Virginia Tech (Roanoke)
140	111 Totals
140	Totals

1943 (2-6)

OPP. VMI	
12	0 at Temple
18	13 Davidson
9	12 Clemson (Roanoke)
0	0 at Richmond
7	0 Wake Forest (Lynchburg)
7	0 Virginia
20	7 at Georgia
9	14 Maryland (Roanoke)
0	46 Totals
94	183 Totals

1944 (1-8)

OPP. VMI	
6	6 Catawba
26	26 at Richmond
7	7 Wake Forest (Greensboro)
12	2 at Kentucky
26	0 Virginia (Lynchburg)
7	6 N.C. State
6	12 at Clemson
0	0 William & Mary (Portsmouth)
14	6 Maryland (Roanoke)
65	231 Totals
65	Totals

2015 VMI Football Fact Book

1945 (5-4)

VMI	
37	Emory & Henry
40	at Richmond
7	Virginia (Lynchburg)
21	N.C. State
9	at William & Mary
27	Vanderbilt
0	at Maryland
7	Catawba
7	Virginia Tech (Roanoke)
155	Totals

1946 (4-5-1)

VMI	
21	Catawba
7	at Richmond
0	at Georgia Tech
8	at Virginia
25	Davidson
0	at William & Mary
7	N.C. State (Roanoke)
26	at Furman
21	The Citadel
7	Virginia Tech (Roanoke)
122	Totals

1947 (3-5-1)

VMI	
13	Catawba
13	George Washington
0	at Georgia Tech
20	at Richmond
6	Virginia
14	at Davidson
20	at William & Mary
6	at The Citadel
28	Virginia Tech (Roanoke)
120	Totals

1948 (6-3)

VMI	
28	Catawba
26	at George Washington
0	*William & Mary
9	at Richmond
14	at Virginia
33	Davidson
6	at Tulane
34	The Citadel
33	Virginia Tech (Roanoke)
183	Totals
* Oyster Bowl - Norfolk, Va.	

1949 (3-5-1)

VMI	
7	Quantico Marines
14	G. Washington (Lynchburg)
6	at William & Mary
14	*Richmond
13	Virginia (Lynchburg)
14	at Army
47	Davidson
14	at The Citadel
28	Virginia Tech (Roanoke)
157	Totals
* Tobacco Bowl-Richmond	

1950 (6-4)

VMI	
S23	25 Wm. & Mary (Roanoke)
S29	12 at G. Washington
O7	26 at Richmond
O14	0 at Texas A & M
O21	13 at Virginia
O28	13 Catawba
N4	46 at Davidson
N11	14 at Georgia Tech
N18	13 The Citadel
N23	27 Va. Tech (Roanoke)
189	Totals

1951 (7-3) Southern Conference Champions

VMI		OPP.		
S15	7 at Cincinnati	26	S21	7 at Tampa
S22	29 Wofford	6	S28	21 at Holy Cross
S29	34 at Richmond	0	O5	28 at Richmond
O6	20 at William & Mary	7	O12	26 Davidson
O20	14 at Virginia	34	O19	14 at William & Mary
O27	34 at Catawba	14	O26	26 GWU (Roanoke)
N3	35 Davidson	13	N2	20 at Virginia
N10	7 at Georgia Tech	34	N9	12 at Lehigh
N17	27 at The Citadel	21	N16	33 The Citadel
N22	20 Virginia Tech (Roanoke)	7	N28	14 Virginia Tech (Roanoke)
227	Totals	162	201	Totals

1952 (3-6-1)

VMI		OPP.		
S20	13 William & Mary (Roanoke)	34	S20	46 Morehead State
S26	0 at Miami (FL)	45	S27	33 at Villanova
O4	28 Richmond	14	O4	12 Richmond
O10	28 at Florida State	7	O11	6 William & Mary (Bluefield)
O18	14 *Virginia	33	O18	13 at Tampa
O24	20 at George Washington	20	O25	42 at Davidson
N1	14 at Army	42	N1	33 Virginia (Norfolk)
N8	21 W. Virginia (Roanoke)	39	N8	7 Lehigh (Lynchburg)
N15	20 The Citadel	19	N15	6 at The Citadel
N27	7 Virginia Tech (Roanoke)	26	N27	16 Virginia Tech (Roanoke)
165	Totals	279	214	Totals
* Tobacco Bowl - Richmond, Va.				

1953 (5-5)

VMI		OPP.		
S19	44 Catawba	0	S19	46 at Marshall
S26	13 George Washington	14	S26	0 at Penn State
O3	7 at Richmond	13	O3	14 Richmond (Portsmouth)
O10	14 at The Citadel	0	O10	19 Virginia (Lynchburg)
O17	21 at Virginia	6	O17	26 William & Mary (Norfolk)
O24	20 at West Virginia	52	O24	34 Davidson
O31	7 at Florida State	12	O30	28 at George Washington
N7	20 William & Mary (Roanoke)	19	N7	7 at Lehigh
N14	0 at Cincinnati	67	N14	32 The Citadel
N26	28 Virginia Tech (Roanoke)	13	N26	37 Virginia Tech (Roanoke)
174	Totals	196	243	Totals

1954 (4-6)

VMI		OPP.		
S18	0 Davidson	19	S17	33 at William & Mary
S25	16 at George Washington	14	S24	28 at Buffalo
O2	19 at Richmond	6	O1	21 Richmond
O9	0 at Boston College	44	O7	34 at George Washington
O16	0 at Virginia	21	O15	30 at Virginia
O23	6 West Virginia (Bluefield)	40	O22	14 at Boston College
O30	19 Florida State (Lynchburg)	33	O29	8 at Memphis State
N6	21 William & Mary (Roanoke)	0	N5	18 Lehigh
N13	42 The Citadel	0	N12	20 at The Citadel
N25	9 Virginia Tech (Roanoke)	46	N24	12 Va. Tech (Roanoke)
132	Totals	223	218	Totals

1955 (1-9)

VMI		OPP.		
S17	7 at Tulane	20	S16	33 at Marshall
S24	6 George Wash. (Roanoke)	25	S23	0 at Villanova
O1	0 Richmond	21	S29	8 at Richmond
O8	12 West Virginia (Bluefield)	47	O7	6 at G. Washington
O15	13 at Virginia	20	O14	7 Virginia (Norfolk)
O22	7 Davidson	21	O21	13 at Davidson
O29	13 at William & Mary	20	O28	14 at William & Mary
N5	0 at Lehigh	39	N4	8 The Citadel
N12	14 at The Citadel	7	N11	39 at Buffalo
N19	13 Virginia Tech (Roanoke)	39	N23	6 Virginia Tech (Roanoke)
85	Totals	259	134	Totals

1956 (3-6-1)

VMI		OPP.		
S15	47 at Stetson	6	S16	33 at Marshall
S22	0 at Virginia	18	S23	0 at Villanova
S29	12 at Army	32	S29	8 at Richmond
O6	35 at Richmond	20	O7	6 at G. Washington
O13	20 Lehigh	27	O14	7 Virginia (Norfolk)
O19	14 at George Washington	40	O21	13 at Davidson
O27	13 at Davidson	13	O28	14 at William & Mary
N3	20 W&M (Lynchburg)	6	N4	8 The Citadel
N10	6 at West Virginia	13	N11	39 at Buffalo
N22	0 Virginia Tech (Roanoke)	45	N23	6 Virginia Tech (Roanoke)
167	Totals	220	134	Totals

1957 (9-0-1) Southern Conference Champions

VMI		OPP.		
S21	7 at Tampa	0	S21	7 at Tampa
S28	21 at Holy Cross	21	S28	21 at Holy Cross
O5	28 at Richmond	6	O5	28 at Richmond
O12	26 Davidson	14	O12	26 Davidson
O19	14 at William & Mary	13	O19	14 at William & Mary
O26	26 GWU (Roanoke)	20	O26	26 GWU (Roanoke)
N2	20 at Virginia	7	N2	20 at Virginia
N9	12 at Lehigh	7	N9	12 at Lehigh
N16	33 The Citadel	7	N16	33 The Citadel
N28	14 Virginia Tech (Roanoke)	6	N28	14 Virginia Tech (Roanoke)
201	Totals	101	201	Totals

1958 (6-2-2)

VMI		OPP.		
S20	46 Morehead State	20	S20	46 Morehead State
S27	33 at Villanova	6	S27	33 at Villanova
O4	12 Richmond	6	O4	12 Richmond
O11	6 William & Mary (Bluefield)	6	O11	6 William & Mary (Bluefield)
O18	13 at Tampa	12	O18	13 at Tampa
O25	42 at Davidson	7	O25	42 at Davidson
N1	33 Virginia (Norfolk)	0	N1	33 Virginia (Norfolk)
N8	7 Lehigh (Lynchburg)	7	N8	7 Lehigh (Lynchburg)
N15	6 at The Citadel	14	N15	6 at The Citadel
N27	16 Virginia Tech (Roanoke)	21	N27	16 Virginia Tech (Roanoke)
214	Totals	99	214	Totals

1959 (8-1-1)

VMI		OPP.		
S19	46 at Marshall	0	S19	46 at Marshall
S26	0 at Penn State	21	S26	0 at Penn State
O3	14 Richmond (Portsmouth)	14	O3	14 Richmond (Portsmouth)
O10	19 Virginia (Lynchburg)	12	O10	19 Virginia (Lynchburg)
O17	26 William & Mary (Norfolk)	7	O17	26 William & Mary (Norfolk)
O24	34 Davidson	7	O24	34 Davidson
O30	28 at George Washington	6	O30	28 at George Washington
N7	7 at Lehigh	6	N7	7 at Lehigh
N14	32 The Citadel	8	N14	32 The Citadel
N26	37 Virginia Tech (Roanoke)	12	N26	37 Virginia Tech (Roanoke)
243	Totals	93	243	Totals

1960 (7-2-1) Southern Conference Champions

VMI		OPP.		
S17	33 at William & Mary	21	S17	33 at William & Mary
S24	28 at Buffalo	14	S24	28 at Buffalo
O1	21 Richmond	6	O1	21 Richmond
O7	34 at George Washington	10	O7	34 at George Washington
O15	30 at Virginia	16	O15	30 at Virginia
O22	14 at Boston College	14	O22	14 at Boston College
O29	8 at Memphis State	21	O29	8 at Memphis State
N5	18 Lehigh	14	N5	18 Lehigh
N12	20 at The Citadel	6	N12	20 at The Citadel
N24	12 Va. Tech (Roanoke)	13	N24	12 Va. Tech (Roanoke)
218	Totals	135	218	Totals

1961 (6-4)

VMI		OPP.		
S16	33 at Marshall	6	S16	33 at Marshall
S23	0 at Villanova	22	S23	0 at Villanova
S29	8 at Richmond	6	S29	8 at Richmond
O7	6 at G. Washington	30	O7	6 at G. Washington
O14	7 Virginia (Norfolk)	14	O14	7 Virginia (Norfolk)
O21	13 at Davidson	0	O21	13 at Davidson
O28	14 at William & Mary	7	O28	14 at William & Mary
N4	8 The Citadel	14	N4	8 The Citadel
N11	39 at Buffalo	6	N11	39 at Buffalo
N23	6 Virginia Tech (Roanoke)	0	N23	6 Virginia Tech (Roanoke)
134	Totals	105	134	Totals

1962 (6-4) Southern Conference Champions

VMI		OPP.		
S15	22 G. Wash. (Lynchburg)	6	S15	22 G. Wash. (Lynchburg)
S22	0 at Villanova	24	S22	0 at Villanova
S28	21 at Richmond	0	S28	21 at Richmond
O6	0 at Boston College	18	O6	0 at Boston College
O13	6 at Virginia	28	O13	6 at Virginia
O20	20 Davidson	7	O20	20 Davidson
O27	6 William & Mary	0	O27	6 William & Mary
N3	16 at The Citadel	7	N3	16 at The Citadel
N10	14 at Holy Cross	20	N10	14 at Holy Cross
N22	14 Virginia Tech (Roanoke)	9	N22	14 Virginia Tech (Roanoke)
119	Totals	119	119	Totals

1963 (3-5-2)

VMI		OPP.		
S21	14 George Washington	6	S21	14 George Washington
S28	6 at Iowa State	21	S28	6 at Iowa State
O5	10 at Davidson	10	O5	10 at Davidson
O12	0 Virginia (Richmond)	6	O12	0 Virginia (Richmond)
O19	12 *Navy	21	O19	12 *Navy
O25	7 at Richmond	7	O25	7 at Richmond
N2	26 at William & Mary	6	N2	26 at William & Mary
N9	12 at Holy Cross	14	N9	12 at Holy Cross
N16	33 The Citadel	8	N16	33 The Citadel
N28	20 Virginia Tech (Roanoke)	35	N28	20 Virginia Tech (Roanoke)
140	Totals	134	140	Totals
* Oyster Bowl - Norfolk, Va.				

1964 (1-9)

VMI		OPP.		
S19	12 William & Mary	14	S19	12 William & Mary
S26	14 at Richmond	20	S26	14 at Richmond
O3	7 at Villanova	27	O3	7 at Villanova
O10	19 *Virginia	20	O10	19 *Virginia
O17	10 at Buffalo	14	O17	10 at Buffalo
O24	35 Davidson	0	O24	35 Davidson
O31	6 at Tulane	25	O31	6 at Tulane
N6	7 at Detroit	28	N6	7 at Detroit
N14	0 at The Citadel	17	N14	0 at The Citadel
N26	13 Virginia Tech (Roanoke)	35	N26	13 Virginia Tech (Roanoke)
123	Totals	200	123	Totals
* Tobacco Bowl - Richmond, Va.				

1965 (3-7)

VMI		OPP.		
S18	21 at William & Mary	32	S18	21 at William & Mary
S25	7 at Army	21	S25	7 at Army
O2	0 at George Washington	14	O2	0 at George Washington
O9	10 at Virginia	14	O9	10 at Virginia
O16	0 at Southern Mississippi	3	O16	0 at Southern Mississippi
O23	16 at Davidson	10	O23	16 at Davidson
O30	12 at Boston College	41	O30	12 at Boston College
N6	21 Richmond	14	N6	21 Richmond
N13	21 The Citadel	7	N13	21 The Citadel
N25	13 Va. Tech (Roanoke)	44	N25	13 Va. Tech (Roanoke)
121	Totals	200	121	Totals

1966 (2-8)

VMI		OPP.		
S17	14 at Villanova	13	S17	14 at Villanova
S24	7 Georgia (Roanoke)	43	S24	7 Georgia (Roanoke)
O1	0 at Boston College	14	O1	0 at Boston College
O7	34 at Richmond	20	O7	34 at Richmond
O15	27 at Virginia	38	O15	27 at Virginia
O22	0 George Washington	13	O22	0 George Washington
O29	15 William & Mary	42	O29	15 William & Mary
N5	6 at So			

2015 VMI Football Fact Book

1991 (4-7-0)

VMI	
S7 35	East Tennessee State
S14 19	at Appalachian State
S21 42	Lafayette
S28 38	at Richmond
O5 28	Furman
O12 26	William & Mary
O26 14	*The Citadel
N2 0	at Virginia
N9 27	Western Carolina
NI6 0	at Marshall
N23 14	at U.T.-Chattanooga
243	Totals

* Oyster Bowl - Norfolk, VA

1992 (3-8)

VMI	
S5 16	at East Tennessee State
S12 16	at William & Mary
S19 16	Marshall
S26 48	West Virginia Tech
O3 13	at Furman
O10 25	at Western Carolina
O17 12	Appalachian State
O24 18	*Richmond
N7 44	Wofford
NI4 0	at The Citadel
N21 37	U.T.-Chattanooga (OT)
245	Totals

* Oyster Bowl - Norfolk, VA

1993 (1-10)

VMI	
S4 14	at Richmond
S18 7	East Tennessee State
S25 9	at Army
O2 6	*William & Mary
O9 0	at Marshall
O16 35	U.T.-Chattanooga (2OT)
O23 0	Georgia Southern
O30 0	at Furman
N6 14	at Western Carolina
NI3 33	at The Citadel
N20 21	Appalachian State
139	Totals

* Oyster Bowl - Norfolk, Va.

1994 (1-10)

VMI	
S3 31	Richmond
S17 21	at East Tennessee State
S24 7	at William and Mary
O1 0	at Georgia Southern
O8 7	Marshall
O15 14	at U.T.-Chattanooga
O22 11	Furman
O29 7	Western Carolina
N5 15	James Madison
NI2 14	*The Citadel
NI9 26	at Appalachian State (OT)
153	Totals

* Oyster Bowl - Norfolk, Va.

1995 (4-7)

VMI	
S2 28	at Richmond
S9 50	Liberty
S16 37	East Tennessee State
S23 24	at Furman
S30 7	William & Mary
O7 21	at Marshall
O14 17	U.T.-Chattanooga
O28 14	at Western Carolina
N4 24	Appalachian State
NI1 34	at The Citadel
NI8 13	*Georgia Southern
153	Totals

* Oyster Bowl - Norfolk, Va.

1996 (3-8)

VMI	
S7 7	at Mississippi
S14 21	at William & Mary
S21 0	at East Tennessee State
S28 14	Furman
O5 17	at Georgia Southern
O12 20	Marshall
O19 28	at U.T.-Chattanooga
N2 14	Western Carolina
N9 20	Richmond
NI6 34	The Citadel (2OT)
N23 14	at Appalachian State

OPP.

20
24
21
27
46
40
17
42
25
61
50
373

189 Totals

1997 (0-11)

VMI	
S6 13	at Wofford
S13 12	William & Mary
S20 3	at Richmond
S27 14	at Furman
O4 0	Georgia Southern
O11 24	Chattanooga
O18 7	at Navy
NI 0	at Western Carolina
N8 7	Appalachian State
NI5 6	at The Citadel
N22 7	East Tennessee State
93	Totals

1998 (1-10)

VMI	
S5 26	Lenoir-Rhyne
S12 0	at William & Mary
S19 8	at East Tennessee State
S26 14	Furman
O3 7	at Georgia Southern
O10 20	Wofford
O17 7	at Chattanooga
O24 38	Morehead State
O31 17	Western Carolina
N7 0	at Appalachian State
NI4 10	The Citadel
147	Totals

1999 (1-10)

VMI	
S4 6	at Richmond
S11 15	Concord
S18 17	East Tennessee State
S25 0	at Furman
O2 0	Georgia Southern
O9 10	at Wofford
O16 0	Chattanooga
O23 14	William & Mary
O30 2	at Western Carolina
N6 7	Appalachian State
NI3 6	at The Citadel
77	Totals

2000 (2-9)

VMI	
S2 31	Duquesne
S9 15	at William & Mary
S16 3	at East Tennessee State
S23 21	Furman
S30 3	at Georgia Southern
O7 28	Wofford
O14 14	at Chattanooga
O21 40	Charleston Southern
O28 31	Western Carolina
N4 0	at Appalachian State
NI1 41	The Citadel
227	Totals

2001 (1-10)

VMI	
A30 18	at Duquesne
S8 0	William & Mary
S22 7	at Furman
S29 14	Georgia Southern
O6 14	at Wofford
O13 19	Chattanooga (OT)
O27 17	at Western Carolina
N3 17	Appalachian State
NI0 7	at The Citadel
NI7 28	Samford
N22 23	East Tennessee State
164	Totals

2002 (6-6)

VMI	
A31 27	at Charleston Southern
S7 41	Davidson
S14 31	at William & Mary
S21 21	at East Tennessee State
S28 28	Furman
O5 7	at Georgia Southern
O12 27	Wofford
O19 35	at Chattanooga
O26 38	Liberty
N2 23	Western Carolina
N9 13	at Appalachian State
NI6 23	vs. The Citadel!
314	Totals

!- Charlotte, N.C.

296

OPP.
23
41
56
35
49
27
42
24
42
28
17
384

2003 (6-6)

VMI	
A30 10	at Navy
S6 31	at Davidson
S13 24	William & Mary
S20 34	Norfolk State
S27 42	Georgetown
O4 28	at Liberty
O11 50	Charleston Southern
O18 25	Gardner-Webb
O25 25	at Richmond
NI 19	at Coastal Carolina
N8 48	Austin Peay
NI5 23	vs. The Citadel!
359	Totals

!- Charlotte, N.C.

2004 (0-11)

VMI	
S4 14	at Ohio
S11 7	Richmond
S18 10	Tennessee Tech
S25 6	at William & Mary
O2 24	at Charleston Southern
O9 0	at Georgetown
O16 14	Coastal Carolina
O23 17	at Gardner-Webb
O30 10	at James Madison
N6 17	Liberty
N20 18	Wofford
137	Totals

2005 (3-8)

VMI	
S3 33	Davidson
S10 7	William & Mary
S17 14	at Duke
S24 26	Lehigh
O1 10	at Liberty
O8 34	Charleston Southern
O15 23	at Wofford
O22 52	Gardner-Webb (3OT)
O29 14	at #13 Coastal Carolina
N5 3	at #23 Richmond
NI9 14	The Citadel
230	Totals

2006 (1-10)

VMI	
S2 20	Davidson
S9 19	at Norfolk State
S16 7	at Richmond
S23 6	at William & Mary
S30 7	James Madison
O7 7	at Army
O14 27	Coastal Carolina
O21 22	at Charleston Southern
O28 31	at Gardner-Webb
NI1 21	at The Citadel
NI8 32	Liberty
199	Totals

2007 (2-9)

VMI	
S1 20	Lock Haven
S8 16	William & Mary
S15 17	at James Madison
S22 6	at Lehigh
S29 40	at Robert Morris
O13 21	Presbyterian
O20 22	Gardner-Webb
O27 35	at Coastal Carolina
N3 28	Charleston Southern
NI0 34	at Liberty
NI7 28	The Citadel
267	Totals

2008 (4-7)

VMI	
S6 49	Saint Francis (Pa.)
S13 17	at William & Mary
S20 69	Chowan
S27 31	at Ohio
O4 16	Richmond
O11 47	Coastal Carolina
O25 27	at Gardner-Webb
NI 21	at Charleston Southern
N8 26	Liberty
NI5 26	at Stony Brook
N22 49	Presbyterian
378	Totals

OPP.

37
9
34
9
14
31
7
37
35
10
7
27
257

2009 (2-9)

VMI	
S5 14	Robert Morris
S19 16	at #6 James Madison
S26 28	at #1 Richmond
O3 23	Gardner-Webb
O10 6	at Coastal Carolina
O17 20	Stony Brook
O24 31	at Presbyterian
O31 21	Charleston Southern
N7 14	at Liberty
NI4 17	at Army
N21 35	Old Dominion
225	Totals

2010 (3-8)

VMI	
S4 48	Lock Haven
S11 0	at #11 William & Mary
S25 7	at Virginia
O2 24	Presbyterian
O9 9	at Stony Brook
O16 7	Liberty
O23 34	at Charleston Southern
O30 7	at Army
N6 3	Coastal Carolina
NI3 28	at Old Dominion
N20 7	at Gardner-Webb
174	Totals

2011 (2-9)

VMI	
S3 21	Delaware State
S10 7	#5 William & Mary
S17 19	at Richmond
S24 13	at Akron
O8 10	at Coastal Carolina
O15 21	Charleston Southern
O22 14	Stony Brook
O29 14	at The Citadel
N5 31	at #22 Liberty
NI2 6	at Presbyterian
NI9 31	Gardner-Webb
187	Totals

2012 (2-9)

VMI	
S1 10	at Delaware State
S8 24	Chowan
S15 6	Richmond
S22 3	at Navy
O6 17	Presbyterian
O13 14	at Charleston Southern
O20 7	Coastal Carolina
O27 7	at Gardner-Webb
N3 7	at #9 Stony Brook
NI0 24	The Citadel
NI7 14	Liberty
133	Totals

2013 (2-10)

VMI	
A31 0	at Richmond
S7 34	Glenville State
S14 24	North Greenville
S21 0	at Virginia
S28 31	Robert Morris (2OT)
O12 17	#25 Charleston So.
O19 35	at Presbyterian
O26 27	at #3 Coastal Carolina
N2 7	at Liberty
N9 27	Gardner-Webb
NI6 10	at The Citadel
N23 23	Bucknell
235	Totals

2014 (2-10)

VMI	
A30 38	at Bucknell
S6 7	at Bowling Green
S13 52	Davidson
S20 21	at Samford*
S27 24	Mercer*
O4 7	at #14 Chattanooga*
O11 14	at Navy
O18 41	Gardner-Webb (2 OT)
O25 3	at Wofford*
NI 31	Furman*
NI5 27	at Western Carolina*
N22 25	The Citadel*
290	Totals

Keydets In The Record Books

NCAA Record Holders

Single-Game (Team)

Most Rushing Yards, Both Teams .Stony Brook (447) vs.VMI (364), 11/15/08 (FCS Record)
Fewest Passing Yards Allowed(-16), vs. Richmond, 1957 (FBS Record)

Single-Season (Individual)

Most Punts.....101, Jim Bailey, 1969 (FBS Record)

Big South Conference Record Holders

Single-Game (Individual)

Most Rushing Yards (QB)235, Tim Maypray vs. Presbyterian, 11/22/08
Longest Pass Completed90, Kyle Hughes to Zach Collins vs. Coastal Carolina, 10/11/08
*** Field Goal Attempts**5, Matt Sharpe vs. Charleston Southern, 10/11/03
5, Matt Sharpe vs. Coastal Carolina, 11/1/03
***Field Goals Made**4, Matt Sharpe vs. Gardner-Webb, 10/18/03
4, Matt Sharpe vs. Coastal Carolina, 11/1/03
Longest Field Goal Made.....53, Matt Sharpe vs. Coastal Carolina, 11/1/03
53, Barrett Way vs. Liberty, 11/6/04
*** Field Goal Percentage**100% (4-4), Matt Sharpe vs. Gardner-Webb, 10/18/03
100% (3-3) Barrett Way vs. Gardner-Webb, 10/22/05
*** Punt Returns**6, John Puvogel, vs. Austin Peay, 11/8/03

Single-Game (Team)

*** Field Goal Attempts**5, vs. Charleston Southern, 10/11/03
5, vs. Coastal Carolina, 11/1/03
*** Field Goals Made**4, vs. GWU, 10/18/03
4, vs. Coastal, 11/1/03
Longest Field Goal.....53, vs. Coastal, 11/1/03; 53, vs. Liberty, 11/6/04
*** Field Goal Percentage**100.0 (4-4), vs. Gardner-Webb, 10/18/03

Single-Season (Individual)

Most Rushing Yards (QB).....1,266, Tim Maypray, 2008
Most Rushing Attempts (QB)195, Tim Maypray, 2008
Most Rushing Touchdowns (QB)12, Tim Maypray, 2008
*** Total Tackles**.....144, Derik Screen, 2003
Assisted Tackles86, Justin Huggard, 2005

Single-Season (Team)

Most Rushing Yards.....3,932, 2008
Rushing Yards Per Game.....357.5, 2008
Rushing Yards Per Carry6.4, 2008
Yards Per Completion (Passing)23.69, 2008
Yards Per Attempt (Passing).....9.92, 2008
Fewest Interceptions Thrown, Season3, 2006
***PAT Kicking Percentage**.....100.0% (15-15), 2004
Punt Returns, Season.....34, 2003
Average Time of Possession.....34:46, 2007
Fewest Sacks Allowed.....5, 2009

Career (Individual)

Rushing Yards (QB).....1,785, Tim Maypray, 2006-09
All-Purpose Yards6,129, Tim Maypray, 2006-09

Southern Conference Record Holders

Single-Game (Individual)

Most Rushing Attempts52, Tom Sowers vs. Davidson, 1968
*** Highest Field Goal Pct.**100%, (5-5) Craig Jones vs. William & Mary, 1977
*** Most Punts**13, Jim Bailey vs. West Virginia, 1969
*** Longest Run from Scrimmage**98 yards, Granville Amos vs W&M, 1964
*** Longest Interception Return**100 yards, Andy Tucker vs. Richmond, 1961

Single-Game (Team)

Most Rushing Attempts90, vs. East Tennessee State, 1990
*** Fewest Pass Completions Allowed**0 vs. Va. Tech, 1976
Fewest Yards Allowed Passing(-16), vs. Richmond, 1957

Single-Season (Individual)

Most Punts.....101, Jim Bailey, 1969
Highest Punting Average47.4, Brent Barth, 2002
Highest Yards/Catch (40 rec. minimum).....25.0, (45-1123) Mark Stock, 1986

Single-Season (Team)

***Interceptions**.....28, 1959

* = Tie for record

Southern Conference Award Winners

Player of the Year

1957Bobby Jordan
 1960Howard Dyer

Coach of the Year

1957John McKenna
 1959John McKenna
 1962John McKenna
 1974Bob Thalman
 1981Bob Thalman
 2002Cal McCombs

Jacobs Blocking Trophy

1938Andy Trzeciak
 1940Billy Walker
 1960Lou Shuba
 1974Andy Dearman
 1979John Shuman
 1991Lorenzo Carpenter

Freshman of the Year

2014Al Cobb

Athlete of the Year

1953-54Johnny Mapp

Big South Conference Award Winners

Scholar-Athlete of the Year

2008Jacob Rochester

Conference Records

Southern Conference

Year	Record	Finish
1953	3-3-0	5th
1954	4-3-0	5th
1955	1-6-0	9th
1956	2-3-1	6th
1957	6-0-0	1st
1958	2-2-1	4th
1959	5-0-1	1st
1960	4-1-0	1st
1961	4-2-0	3rd
1962	6-0-0	1st
1963	3-1-2	3rd
1964	1-4-0	8th
1965	3-2-0	4th
1966	1-4-0	8th
1967	2-3-0	5th
1968	1-3-0	5th
1969	0-4-0	6th
1970	1-4-0	7th
1971	1-4-0	6th
1972	1-5-1	6th
1973	2-4-0	6th
1974	5-1-0	1st
1975	2-4-0	6th
1976	2-3-0	5th
1977	4-1-0	1st
1978	1-4-0	6th
1979	4-1-0	2nd
1980	1-4-1	6th
1981	3-1-1	2nd
1982	2-3-0	6th
1983	1-5-0	6th
1984	1-4-0	8th
1985	1-4-1	7th
1986	1-5-0	7th
1987	2-4-0	5th
1988	1-5-0	6th
1989	1-4-1	6th

1990	1-5-0	7th
1991	2-5-0	6th
1992	1-6	7th
1993	1-7	9th
1994	1-7	9th
1995	3-5	6th
1996	3-5	6th
1997	0-8	9th
1998	0-8	9th
1999	0-8	9th
2000	1-7	8th
2001	1-7	8th
2002	3-5	5th
2014	1-6	8th

VMI also tied for the Southern Conference Championship in 1951.

Big South Conference

Year	Record	Finish
2003	2-2	3rd
2004	0-4	5th
2005	2-2	T-3rd
2006	0-4	5th
2007	0-4	5th
2008	1-4	T-5th
2009	1-5	6th
2010	2-4	5th
2011	2-4	T-5th
2012	1-5	6th
2013	1-4	6th

The Big South and NCAA records listed on this page are accurate through the 2013 season. The SoCon figures, however, are believed to be up to date entering the 2015 season.

Media Information

WORKING MEDIA

Press passes and parking permits will be supplied well in advance of the season to those media outlets regularly covering VMI football. All others are requested to call the Athletic Communications Office far enough in advance so that passes can be mailed. Complimentary passes are available upon request.

PHOTOGRAPHERS

Photographers will be granted field privileges, but must limit their work outside the 25-yard restrictions and no closer than six feet from the sidelines. Those holding passes or complimentary tickets will not be permitted in the press box unless covering the game.

PRESS BOX

All press, radio, PA, and statistical crews are located on the fourth floor of VMI's football building, Clarkson-McKenna Hall. Entrance is through the middle door located across from the concession stand behind the stadium. An elevator will take you to the fourth floor. Television and film crews will work from the top of the press box level, and TV broadcast talent will be located at a designated booth on the fourth floor.

All individuals in the press box are reminded that it is a working area and per NCAA rules, cheering for either side will not be tolerated.

RADIO

Two radio booths are available. One is reserved for the "official" visiting station. Two telephone lines are already installed for the visiting network's broadcast, and a tradeout agreement is desirable. Additional lines should be ordered through the VMI Athletic Communications office one month prior to the contest.

GAME INFORMATION

All media in the press box will be provided updated statistics on both teams, easy-to-read flip cards with accurate numbers and current depth charts, a souvenir program, and a buffet lunch. The view of the Blue Ridge Mountains is breathtaking. Score updates of other games around the country and in-game statistical updates are also provided.

AFTER THE GAME

A complete statistical game package will be available as soon as possible. The visiting team's locker room is located under the home team stands. Coach Woods' post-game press conference and individual player interviews will be on the third floor of the football building, one floor below the press box level. Coordinate all interview requests with VMI Athletic Communications.

IT'S VMI, PLEASE

When referring to our athletic teams, it is requested that members of the media refer to this institution as "VMI", or "Virginia Military Institute", not "Virginia Military", the cryptic "Va. Military" or V.M.I. Any help in using the correct moniker would be greatly appreciated.

KEYDET FOOTBALL ON THE WEB

Fans and media are encouraged to follow the team on the VMI athletic home page. Timely information on the football Keydets will be available to both media and fans alike. Included in the service will be schedules, rosters, stats and the latest notes on the team, as well as access to live radio and video game broadcasts. The VMI Keydets can be accessed on the world wide web at www.VMIKeydets.com.

INTERVIEW POLICY

Media members are reminded that all interview requests with VMI players, coaches and staff MUST go through the VMI Athletic Communications Office. Interviews are encouraged to be conducted Monday through Wednesday of game weeks.

INTERNET BROADCASTS

All VMI football game radio broadcasts can be heard on the internet at www.VMIKeydets.com. Listeners can go to the athletic home page and click on the link provided for audio streaming. All video streaming links, including for all home football games, can be accessed on www.VMIKeydets.com as well.



Wade Branner

Associate A.D./Athletic Communications

Coverage: Football, Basketball, Radio Network, Video Event Production



Brad Salois

Associate Athletic Communications Director

Coverage: Baseball, Men's/Women's Swimming and Diving, Women's Soccer, Cross Country, Indoor Track & Field, Outdoor Track & Field - Secondary Contact for Football and Basketball



Daniel Whitehead

Assistant Athletic Communications Director

Coverage: Lacrosse, Wrestling, Rifle, Men's Soccer, Water Polo - Secondary Contact for Baseball

Key Pre-Season Dates...

July 22 SoCon Media Day
August 10 VMI Media Day (Contact SID Office for info)

How to reach VMI Athletic Communications...

Office Phone: (540) 464-7253

Office FAX: (540) 464-7583

Press Box Phone: (540) 464-7834

Web site: www.vmikeydets.com

Twitter: www.twitter.com/vmiathletics

Assoc. AD/Athletic Comm.

(FB Contact): Wade Branner

Office Phone: (540) 464-7515

Home Phone: (540) 463-5033

E-mail: BrannerWH@vmi.edu

Associate Director

(Secondary Contact): Brad Salois

Office Phone: (540) 464-7015

Cell Phone: (940) 642-9865

E-Mail: SaloisBJ@vmi.edu

Assistant Director: Daniel Whitehead

Mailing Address

(USPS or Overnight service):

Virginia Military Institute
Sports Information Office
116 Smith Hall
Lexington, VA 24450

Directions to Alumni Memorial Field...

Most of our annual visitors know how to get to the Keydet home field, but for those who have never visited the city of Lexington, take note. Further details on general parking will be made available by the Institute office of Communications and Marketing as the season opener draws closer, while Athletic Communications will provide parking info to all applicable media as needed.

From the East, North, or South:

Follow I-81 to Exit 188 B toward Lexington (U.S. 60 west). Follow U.S. 60 west to Nelson Street into town. Turn right at the intersection of Nelson and Main Streets. Follow Main Street .5 mile to the stadium on the right.

From the West:

Follow I-64 East to Exit 55 (U.S. 11) and head south (right turn) toward Lexington. Follow U.S. 11 toward Lexington for .5 mile. Stay to the right across the Maury River Bridge and follow U.S. 11 Business for .3 mile. The stadium will be on your left.

VMI Football History & Traditions



THE OLD IS NEW AGAIN

2014-15 marked VMI's return to the Southern Conference after a 11-year stay in the Big South Conference. VMI was the oldest member in the Southern Conference and competed for the league crown for 78 years. VMI was admitted to the league in December, 1924 and captured seven league football crowns as a SoCon member., winning the league titles in 1951, 1957, 1959, 1960, 1962, 1974 and 1977. The Keydets announced on June 1, 2013 that they would return to the Southern Conference for the 2014-15 year. All of VMI's sports except swimming and diving, rifle and water polo will now be under the SoCon umbrella.

KEYDETS AND KANGAROOS

No, the Keydet is not a kangaroo, although the term "Keydets" has been used over the years to refer to VMI's athletic teams and the kangaroo has become the established mascot.

The kangaroo was adopted as VMI's mascot in 1947 when two VMI cheerleaders saw a picture of a kangaroo on the front of the magazine and realized how uncommon the animal was as a mascot. The marsupial was originally named "TD Bound", but sometime later his identity changed to "Moe".

VMI is one of only four (University of Missouri-Kansas City, Austin College (Texas) and Akron) colleges across the nation to have a kangaroo as a mascot, and only one of three schools among NCAA Division I institutions. The University of Akron's "Zippy" and UMKC's "Kasey Kangaroo" join "Moe" as the only kangaroos in the Division I ranks.

The source and/or meaning of the nickname "Keydets" is not as easy to find. The term began to catch on in the mid 1930's - prior to that time, the football team was referred to as "The Flying Squadron". A popular, but unproven, explanation of the word "Keydet" is that due to the Southern drawl of some of the members of the Corps of Cadets, the common term cadet was transformed into Keydets. There are, of course

many other possibilities. Regardless of which explanation is correct, the word "Keydet" like kangaroo, will continue to identify VMI's athletic teams.

LITTLE JOHN

The loud and thunderous booms that permeate the confines of Alumni Memorial Field on gameday Saturdays come from Little John, II, the Corps' own cannon. The present cannon used made its first appearance in September 1958, replacing the original Little John, which was retired to the VMI museum after the undefeated football season of 1957.

The cannon presently used was designed by the late Col. Cary S. Tucker of the VMI faculty and is a three-fifths scale replica of a 1750 howitzer used in the Revolutionary War. It has a 20-inch barrel, which is adorned at the top by a shield from a cadet shako.

The cannon is fired when the Keydets take the field, after a VMI score, and at the end of each quarter of play.

THE 12TH MAN

Few football playing institutions can boast 100 percent attendance of its student body at every home game. At VMI, the 1,500 member Corps of Cadets is present to support the Keydets for every contest at Alumni Memorial Field - from the opening kickoff to the final gun.

Approximately 45 minutes before kickoff on home game Saturdays, the Corps forms in front of barracks for the traditional pre-game march-down to Alumni Memorial Field.

THE SOUTH'S FIRST

The first known football game to have been played in the south took place in 1873 between VMI and next-door neighbor Washington and Lee. The contest, played under different rules than conventional modern day football, was played on the VMI Parade Ground with 50 players a



VMI and The Citadel resumed their series, the battle for the Silver Shako, in 2011. The trophy is awarded to the winner of the game - known as "The Military Classic of the South."

13th in the nation before finishing at 20th in the final Associated Press poll. The team was also extended an invitation to play in the Sun Bowl.

Clarkson-McKenna Hall, the football building adjacent to Alumni Memorial Field, honors both coaches by bearing their names at the front entrance. The facility was dedicated in 1990.

RHODES SCHOLARS

Two VMI football players have earned the distinction of being Rhodes Scholars. Lee D. Badgett was selected in 1961, and Robert C. Randolph was named in 1967. Overall, four VMI athletes have been selected Rhodes Scholars including former VMI super-

intendant Josiah Bunting, III, a former swimmer from the class of 1963.

side and won by Washington and Lee, 4-2.

VMI did not officially recognize football as an intercollegiate sport until 1891, but many games had been played by cadet squads before that time.

KEYDETS IN THE PROS

Twelve former VMI football players have risen to the professional ranks. The first was Bosh Pritchard "the Hopewell Hurricane" who played for the Philadelphia Eagles and New York Giants between the 1942 and 1951 seasons. The three most recent VMI football alumni to play professionally were Mark Stock, who played wide receiver for Pittsburgh, Washington and Indianapolis between 1989 and 1996, two-time All-American Thomas Haskins, VMI's all-time leading rusher, who played five seasons with the Montreal Alouettes of the Canadian Football League and Tim Maypray, who donned Montreal's uniform in 2010 and 2011.

Bobby Ross, who captained the 1959 VMI football team, distinguished himself as a coach in both the collegiate and professional ranks, served head coach of the San Diego Chargers and Detroit Lions, guiding the former to Super Bowl XXIX at the conclusion of the 1994. At the collegiate level, he coached The Citadel, University of Maryland, Army and Georgia Tech, winning a share of the 1990 national title at the latter.

TWO UNDEFEATED TEAMS

VMI has fielded two undefeated teams in its 114-year old football history.

The 1920 football squad, the "Flying Squadron" under coach Blandy Clarkson, is VMI's only undefeated and untied team. In 1920, VMI posted six shutouts on the year and tore through the likes of Virginia, North Carolina, and a highly rated Pennsylvania squad coached by the legendary John Heisman. The team outscored its opposition 431-20.

The 1957 squad under Coach John McKenna went 9-0-1, captured the Southern Conference championship, and attained a ranking as high as

ALUMNI MEMORIAL FIELD AT FOSTER STADIUM

The home field of the Keydets was dedicated on October 15, 1921 in a game against the University of Virginia. In 1962, stands were constructed on the south side of the stadium, bringing total capacity to 10,000. The largest crowd to witness a game in the facility was an overflow gathering that saw VMI take on Navy on September 15, 1973. The facility received a major refurbishing in 2006 as part of the Foster Stadium improvements.

FAMOUS ALUMNI PLAYED FOOTBALL

General George C. Marshall, VMI's most distinguished alumnus and class of 1901, played left tackle on the varsity football team. Serving his country as both a soldier and statesman, Marshall rose to the rank of General of the Army and Chief of Staff during World War II, and his post-war achievements included ambassador to China, Secretary of Defense, Secretary of State, and the architect of the Marshall Plan. In 1953, General Marshall received the Nobel Prize for Peace.

SCHOOL COLORS

VMI's school colors are derived from the three colors that symbolized the three prominent branches of the United States Army. Dr. J.H. Campbell, a resident of Lexington and a distinguished graduate of the Institute, is credited with drawing on the significance of these colors and in 1886, wrote "Let red represent the Artillery, White the Infantry, and Yellow the Cavalry." The colors were gradually adopted for the athletic teams into the next century.

