

QUICK FACTS

Name of School	Virginia Military Institute (VMI)
City/Zip	Lexington, Va. 24450
Founded	1839
Enrollment	1,559
Nickname	Keydets
Mascot	Moe (Kangaroo)
School Colors	Red, Yellow & White
Stadium	Alumni Memorial Field at Foster Stadium
Conference	Southern Conference
Superintendent	General J.H. Binford Peay III '62
Athletic Director	Dr. Dave Diles (Ohio '83)
Athletic Department Phone	540-464-7251
Ticket Office Phone	540-464-7266

COACHING STAFF

Head Coach	Sparky Woods (Carson-Newman '76)
Record at VMI	15-52/Seventh Season
Overall Record	78-98-5/17th Season
To Reach Coach	Contact SID
Offensive Coordinator (OL)	Matt Campbell
Defensive Coordinator	Greg Harris
Assistant Coach (DL/Chief of Staff)	Don Woods
Assistant Coach (RB)	Greg Shockley
Assistant Coach (TE)	Ron Mattes
Assistant Coach (OLB)	Justin Hamilton
Assistant Coach (ILB)	Eric Brown
Assistant Coach (WR)	Brad Robbins
Assistant Coach (Secondary)	Trent Walker
Strength & Conditioning Coach	Jimmy Whitten
Athletic Trainer (Football)	Marco Giuliani

TEAM INFORMATION

2013 Overall Record	2-10
Big South Record/Finish	1-4/T-4th BSC
Starters Returning/Lost	14/10
Letterwinners Returning/Lost	34/20

ATHLETIC COMMUNICATIONS

Associate A.D./Athletic Communications (FB Contact)	Wade Branner
SID Office Phone	540-464-7253
Home Phone	540-463-5033
Email	brannerwh@vmi.edu
Associate Athletic Communications Director (Secondary FB)	Brad Salois
Assistant Athletic Communications Director	John Stark
Press Box Phone	540-464-7834
Athletic Communications Fax	540-464-7583
Mailing Address	116 Smith Hall; Lexington, Va. 24450
Website	www.VMIKeydets.com
Twitter	@VMISID

The 2014 VMI Football Fact Book is a product of the VMI Athletic Communications Office. The publication has been produced to aid the media in covering VMI football during the 2014 season.

For additional information, the media may contact the Athletic Media Relations Office, 116 Smith Hall, Lexington, VA 24450. The office may also be reached via telephone at (540) 464-7253, or via fax at (540) 464-7583.

Credits: The 2014 VMI Football Fact Book was written by Wade Branner, Associate A.D./Athletic Communications and designed by Brad Salois, Associate Athletic Communications Director, respectively. Assistance by John Stark, with cover design by Joel Balthaser.

Photography: Jeremy Leadbetter, VMI Communications & Marketing, Chuck Steenburgh, B.R. Floyd, Kevin Remington, VMI Archives, Wade Branner and Joel Balthaser.

TABLE OF CONTENTS

Table of Contents/Quick Facts	1
2014 Season Preview	2-3
Head Coach Sparky Woods	4-5
Assistant Coaches.....	6-9
2014 Player Rosters/Depth Chart	10-12
2014 Returning Player Bios.....	13-30
2014 Freshman Bios	31
2013 Game Recaps.....	32-43
2013 Statistics	44-51
Records Versus Opponents.....	52-54
When Was The Last Time?	55
Past All-Conference Honorees	56
Record Book	57-80
Media Information	81
VMI History and Traditions	82-83

2014 Schedule

Aug. 30	at Bucknell	6 p.m.
Sept. 6	at Bowling Green - ESPN3	3:30 p.m.
Sept. 13	Davidson (First Reunion)	1:30 p.m.
Sept. 20	at Samford* - ESPN3	3 p.m. (ET)
Sept. 27	Mercer*	1:30 p.m.
Oct. 4	at Chattanooga*	4 p.m.
Oct. 11	at Navy - CBS Sports Network	3:30 p.m.
Oct. 18	Gardner-Webb	1:30 p.m.
Oct. 25	at Wofford*	1:30 p.m.
Nov. 1	Furman* -ESPN3	1:30 p.m.
Nov. 15	at Western Carolina*	2 p.m.
Nov. 22	The Citadel* - ESPN3	1:30 p.m.

* = Southern Conference Game

2014 Season Preview

After an 11-year absence, VMI Football returns back to the conference it called home for 79 years. The Keydets resume SoCon play in 2014 after competing in the Big South Conference since the 2003 season.

In its first tour in the Southern Conference that began in 1925, VMI captured seven football titles, its most recent coming in 1977. Current Keydet head coach Sparky Woods, who coached SoCon title teams at Appalachian State in 1986 and 1987, will field a VMI squad that welcomes back 34 letterwinners with 15 on the offense and 18 on the defense. The Keydets also have 14 starters returning from 2013 including six on offense and seven on defense. The placekicker also returns in the specialists department.

Finding a starting quarterback will be on the top of Coach Woods' "to-do" list when preseason camp opens up in August. Four-year starter Eric Kordenbrock has departed along with his school-record 6,142 passing yards. Finding a replacement for a school multi-record holder won't be easy, but a healthy and productive competition for the job took place in spring drills between redshirt sophomore Hayden Alford and redshirt freshman Al Cobb. Alford is the only quarterback on the roster with game experience and saw limited late-game duty in 2013, but was slowed by an ankle injury that forced him to miss the final spring scrimmage. Alford should get plenty of reps in preseason camp along with Cobb, who showed promise in the two spring

scrimmages and completed 7 of 11 passes for 73 yards in the first scrimmage and was 11 of 21 for 151 yards and a touchdown in the final spring scrimmage. Redshirt freshman Ryan Swingle also got a look in spring practice along with classmate John Burton.

While the quarterback position may have questions marks to resolve, the same can't be said for a talented and deep receivers corps. Headlining the group is 2013 All-Big South second-team pick Sam Patterson, who finished with 38 catches for a team leading 646 yards and averaged 17.0 yards per reception. Patterson was second in Big South in TD catches with 8, fifth in receiving and caught at least one pass in all 12 games and snagged a touchdown reception in five consecutive games and had seven TD catches over the last seven games of the season. Also returning is sophomore Matthew Nicholson who caught 14 passes for 269 yards was second on the team in TD receptions with four scoring catches and averaged 19.2 yards per catch – the highest on the team. Other receivers who could get substantial playing time are redshirt senior John Burton, redshirt freshman Cavin Michie, and sophomore Aaron Sanders while sophomore Andrew Lewis will be on the field when the Keydets employ a tight end.

As deep as the receivers are, the same can describe the running backs where a trio of veteran performers return. Two-year starter and redshirt junior Derrick Ziglar is a tough dependable

runner who has defined the backbone of the running game the last two years and finished 2013 with 768 yards – the most by a VMI back since Howard Abegesah gained 954 in 2009. Also getting the ball will be seniors Deon Watts and Jabari Turner. Watts finished second on the team in rushing with 182 yards and caught 12 passes for 89 yards on the year and followed by leading all ground gainers with 111 yards on 14 carries in the first spring scrimmage. Turner, a veteran back with play-making ability is looking to wrap up career with a strong senior season and had a top 2013 game against Robert Morris when he carried 19 times for 91 yards and a touchdown and caught seven passes for 55 yards.



Above: Derrick Ziglar
Below: James Fruehan



A trio of three returning starting offensive linemen will offset the departure of 2013 starters Will Lucas (C) and Patrick Goulden (G). All-conference candidate Andy Marcotte (R-Sr.) returns to right tackle and will be flanked by right guard Nate Murray (R-Jr.). Senior returning tackle Emmanuel Cooper is projected as a starter on the left side. Redshirt freshman Patrick Doucette put together a strong camp and snagged the top spot at center at the end of spring practice and redshirt sophomore Iyan Roseborough is projected as a the starter at left guard.

The defensive line is anchored by tackles John Washington and Joe Nelson. Washington has developed into a dependable and consistent performer on the defensive line and returns with two plus years of starting experience and won the “Super Iron Keydet” conditioning award given to the one player who tested highest in 2014 spring strength and conditioning drills. Nelson showed great potential in his first year on the field and could contend for all-conference honors in his career and should help lead the defensive line at nose.

VMI must replace its inside linebacker starters from 2013 – second team All-Big South selection Weston Reber and Ty Garvin. Experienced veteran red-shirt senior Miller Williams will fill one slot at “Mike” and had a great spring game and posted five tackles with a sack for five yards. Junior Caleb Lindsey played in the first four games of 2013 before having his season curtailed by injury but should his flair for the big

play and intercepted a pass and returned it 16 yards against North Greenville and also had a tackle for loss for 13 yards against Glenville State. Sophomore Darnell Ashton appears poised for a big sophomore year after a promising freshman campaign at inside linebacker and special teams.

Redshirt senior outside linebacker Logan Staib is a returning multi-year starter and will be a leader on the defense. Retuning back to the defensive side of the ball after a year in the offense backfield is redshirt sophomore Bradley Lipscomb and he will likely roam the “Sam” outside backer position.

The secondary returns all four starters from 2013 and will look to get as a cohesive unit forged by experience. Senior cornerback James Fruehan is a three-year starter and posted 54 stops including 33 solo tackles and led the team in pass breakups with six. Junior Alex James returns to the starting free safety spot and redshirt sophomore Damian Jones will patrol right cornerback for the second year. Redshirt sophomore Alex Keys is a veteran at strong safety and will push projected starter sophomore Alijah Robinson for playing time. Junior Doug Moore will also provide depth at the corner.


Sophomore Dillon Christopher returns to handle placekicking and kickoff and should only build on it a solid freshman foundation set in 2013. Christopher converted nine of 16 field goals and 28 of 29 extra points and kicked 52-yard

field goals against both Gardner-Webb and Bucknell to become the first Big South kicker to blast two 52-yard field goals in the same season.

The Keydets will open the 2014 season at Bucknell, the same opponent it closed out the 2013 campaign in Lexington. It marks the third straight season that VMI will open the season on the road.

VMI will play its first home SoCon game since 2002 in Lexington against Mercer on September 27. Other home SoCon games include Furman (Nov. 1) and The Citadel (Nov. 22) in the “Military Classic of the South”.

VMI's non-conference schedule features two FBS opponents – a road trip to MAC champion Bowling Green on September 6 and a game against Navy October 11 that will be VMI's second trip to Annapolis in three years. It will be the first time since 2010 (Virginia, Army) that VMI has faced two FBS opponents in the same season.



Joe Nelson

Head Coach Sparky Woods



Sparky Woods
Seventh Season

Sparky Woods enters his seventh season as head coach of the VMI football program, and continues to make his mark throughout the program by implementing the philosophy and knowledge attained over an impressive coaching career.

No stranger to building successful programs, Woods brings a wealth of football coaching experience at the highest level to the Keydets. His outlook and approach to the game mesh perfectly with the Institute's mission of producing outstanding individuals in society.

Nowhere is this more evident than in the retention rate of recruits since Woods arrived on Post.

Woods became the 30th head football coach in the Institute's 117-year history on February 12, 2008, bringing 10 years of head coaching experience at both the FBS (I-A) level and FCS (I-AA) level, including four years at South Carolina and five seasons at Appalachian State.

Woods, 59, returned to the FCS (I-AA) ranks where he produced a successful run as head


coach of Appalachian State for five seasons from 1984 through 1988. Woods guided the Mountaineers to a 38-19-2 mark and two Southern Conference titles (1986, 1987) and two I-AA playoff appearances. Over the two-year span in '86-'87, Appalachian State posted a perfect 13-0 conference mark.

The Southern Conference tabbed Woods as Coach of the Year for three consecutive years (1985-87) and he was also named Kodak Region II Coach of the Year in 1986.

Prior to accepting the VMI position, Woods served as running backs coach at Alabama from 2003 through 2006. While in Tuscaloosa, Woods coached Tide running back Kenneth Darby to two consecutive 1,000 yard seasons and also mentored Shaud Williams, who led the SEC in rushing yardage in 2003 and was a semifinalist for the Doak Walker award. The Tide also led the SEC in rushing for three consecutive seasons (2003, 2004, 2005).

Woods was also head coach at South Carolina from 1989-93, and later served as offensive





coordinator and quarterbacks coach at Memphis (1995-96), Virginia (1997-98), and Mississippi State (1999-02). At Virginia, Woods tutored NFL QB Aaron Brooks, who finished as the school's third all-time leading passer (5,118 yds.) and second all-time leader in passing TD's (33). While at MSU, Woods coached MSU's all-time passing leader, Wayne Madkin, and help establish record-setting offenses for the Bulldogs.

As an assistant coach, Woods participated in five bowl games; the 2006 Cotton Bowl, 2004 Music City Bowl, 2000 Independence Bowl, 1999 Peach Bowl, and 1998 Peach Bowl. In 1994, Woods served as an offensive assistant for the New York Jets.

Woods is a 1976 graduate of Carson-Newman and began his coaching career at Tennessee later that year. In 1977, he moved to Kansas before serving one year as defensive backs coach at North Alabama in 1978. From 1979-82 he coached at Iowa State, handling the receivers, before joining Appalachian State in 1983 as offensive coordinator, quarterbacks, and running backs coach under Mack Brown. One year later, Woods was named head coach at Appalachian State.

Woods and his wife, Jean Ann, reside in Lexington and have two children, a son, Casey who on the Auburn football staff, and a daughter, Emily who recently received her Masters degree from the University of Alabama.

The Woods File

COACHING CAREER:

<u>Yr.</u>	<u>Team</u>	<u>Record</u>	<u>Coaching Role</u>	<u>Postseason</u>
1976	Tennessee	6-5	Assistant Coach	
1977	Kansas	3-7-1	Assistant Coach	
1978	North Alabama	7-2-1	Assistant Coach	
1979	Iowa State	3-8	Assistant Coach	
1980	Iowa State	6-5	Assistant Coach	
1981	Iowa State	5-5-1	Assistant Coach	
1982	Iowa State	4-6-2	Assistant Coach	
1983	Appalachian State	6-5	Assistant Coach	
1984	Appalachian State	4-7	Head Coach	
1985	Appalachian State	8-3	Head Coach	
1986	Appalachian State	9-2-1	Head Coach	I-AA Playoffs (SoCon Champs)
1987	Appalachian State	11-3	Head Coach	I-AA Semifinals (SoCon Champs)
1988	Appalachian State	6-4-1	Head Coach	
1989	South Carolina	6-4-1	Head Coach	
1990	South Carolina	6-5	Head Coach	
1991	South Carolina	3-6-2	Head Coach	
1992	South Carolina	5-6	Head Coach	
1993	South Carolina	5-6	Head Coach	
1994	New York Jets	6-10	Assistant Coach	
1995	Memphis	3-8	Offensive Coord.	
1996	Memphis	4-7	Offensive Coord.	
1997	Virginia	7-4	Offensive Coord.	
1998	Virginia	9-3	Offensive Coord.	Peach Bowl
1999	Mississippi State	10-2	Offensive Coord.	Peach Bowl Champs
2000	Mississippi State	8-4	Offensive Coord.	Independence Bowl Champs
2001	Mississippi State	3-8	Offensive Coord.	
2002	Mississippi State	3-9	Offensive Coord.	
2003	Alabama	4-9	Assistant Coach	
2004	Alabama	6-6	Assistant Coach	Music City Bowl
2005	Alabama	10-2	Assistant Coach	Cotton Bowl Champs
2006	Alabama	6-7	Assistant Coach	Insight Bowl
2008	VMI	4-7	Head Coach	
2009	VMI	2-9	Head Coach	
2010	VMI	3-8	Head Coach	
2011	VMI	2-9	Head Coach	
2012	VMI	2-9	Head Coach	
2013	VMI	2-10	Head Coach	

78-98-5 Career Head Coaching Record (16 seasons)

COACHING HONORS:

1985 Southern Conference Coach of the Year
 1986 Southern Conference Coach of the Year
 1986 Kodak Region II Coach of the Year
 1987 Southern Conference Coach of the Year

PLAYING CAREER:

Carson-Newman College 1973-76
 Quarterback and Defensive Back

PERSONAL:

Family: Wife - Jean Ann; Son - Casey; Daughter- Emily



Assistant Coaches

Eric Brown

- ◆ South Carolina '93
- ◆ Fourth Season
- ◆ Inside Linebackers



Eric Brown enters his fourth season coaching the Keydet inside linebackers and brings a vast amount of experience on the defensive side of the ball to Post.

Brown, who played for head coach Sparky Woods at the University of South Carolina, rejoined his former mentor in December of 2010, becoming the second former USC player to rejoin Coach Woods as an assistant on the VMI football staff. Brown immediately worked extensively with the Keydet inside linebackers during spring drills helping to development personnel and depth for the 3-4 alignment.

Brown came to VMI after serving one season as defensive backs coach and special teams coordinator for Johnson C. Smith University in Charlotte, N.C.

Brown earlier spent three years at Livingston College in Salisbury, N.C. He served as assistant head coach and defensive coordinator in 2007 and 2008, while adding the title of interim head coach and recruiting coordinator in 2009. His 2008 Livingstone defense averaged 2.5 turnovers per game.

In 2006, Brown was the Methodist University (Fayetteville, N.C.) running backs coach for one season and headed recruiting efforts in North Carolina, Maryland, Florida, and South Carolina. He also was the equipment and facilities coordinator while at Methodist.

Brown began his college coaching career at Edward Water College in Jacksonville, Fla., where he was defensive line coach, interim defensive coordinator, and special teams coordinator during the 2004 and 2005 seasons. His special teams accounted for 15 blocked kicks versus opponents punt and field goal units during the 2005 season.

Brown was named high school state defensive player of the year in his native state of Maryland in 1989 and went on to start four years at inside linebacker for the Gamecocks under Coach Woods.



Matt Campbell

- ◆ USC Beaufort
- ◆ Fifth Season
- ◆ Off. Coord./Off. Line



Matt Campbell begins his fifth season at VMI, continuing to coach the Keydet offensive line and serve as offensive coordinator.

Campbell was a main figure in the installation of VMI's current pro-style offense, a set implemented prior to the 2010 season. He brings a wealth of football experience to VMI including eight years as a player in the NFL professional ranks. Campbell also played for Coach Woods and was a teammate of Eric Brown at the University of South Carolina in the early 90's.

After playing tight end for the Gamecocks from 1990-93, Campbell was invited to participate in the Senior Bowl and attended the NFL combine. Campbell then embarked on his NFL career which began with the New Orleans Saints and then on to the Carolina Panthers where he was one of the original players in the expansion franchise's initial season in 1995. Campbell signed as a free agent as a tight end with the Panthers and played in 10 games and started two contests in the 1995 debut season, then moved to offensive line in 1996 and played in 59 games and started 56 as an offensive guard or tackle through the 2001 season. He was named the Panthers Offensive Player of the Game five times while at Carolina.

Campbell closed out his professional football career with stints with the Washington Redskins and Houston Texans. Campbell served as offensive line coach and co-coordinator and Bluffton High School in Bluffton, South Carolina and coached for three seasons. He also helped start the athletics program at Cross Episcopal School and served as its athletic director from 2005 to 2007.

A native of North Augusta, South Carolina, Campbell has also launched two successful business ventures including a high definition video equipment leasing company which he still owns. Campbell received his undergraduate degree in human services from the University of South Carolina-Beaufort.

Campbell and his wife, Jeanene have four children - Hunter, Madelyn, Jacob, and Matt.



Ron Mattes

- ◆ Virginia '85
- ◆ First Season
- ◆ Tight Ends



Ron Mattes is the newest addition to the Keydet coaching staff and will handle the VMI tight ends.

Mattes arrived on Post in July and brings a wealth of football experience to the staff including a recent stint as offensive line coach at Elon College while the Phoenix were a member of the Southern Conference.

A graduate of the University of Virginia, Mattes was an All-ACC performer at UVa before an eight-year NFL career. Mattes played professionally for Seattle, Chicago and Indianapolis.

Mattes began his collegiate coaching career at James Madison University, spending four seasons supervising tight ends, tackles, defensive line and offensive line during his tenure. He stepped aside from the collegiate ranks in order to coach his son through middle school and high school. After concluding his professional playing career, Mattes started coaching at Issaquah High School in Washington in 1994. A year later he joined the staff at JMU. He later coached offense and defensive lines and long snappers at Harris Road Middle School in Concord, N.C., during the 2003 and 2004 seasons. Starting in 2005 he coached at Concord's Jay M. Robinson High School, overseeing the long snappers, as well as the defensive and offensive lines.

"Ron brings a wealth of experience to VMI Football," said VMI head coach Sparky Woods. "Because of his responsibilities at every level both as a coach and player we are thrilled to have his expertise join our staff. With our youthful talent at tight end, we are fortunate to add Ron to the mix. I know he will add endless help to our entire staff."

Mattes has also been involved in business including experience as a mortgage loan officer and in NASCAR licensed and corporate apparel. He was a sales manager for VF Imagewear for seven years before establishing Cavalier Sales and Marketing where he served as president for four years. At UVa, Mattes was a member of the 1984 team that defeated Purdue in the 1984 Peach Bowl. He graduated in 1985 with a degree in psychology.

A native of Ringtown, Pa., Mattes and his wife, Susan, have three children - Nicole, R.J. and Amber.



Greg Harris

- ◆ VMI '96
- ◆ Eighth Season
- ◆ Defensive Coordinator



Greg Harris enters his second year as VMI's defensive coordinator. Harris is entering his eighth year on the VMI staff and took on his duties as defensive coordinator in February, 2013, after coaching outside linebackers for six seasons.


Harris during his tenure helped coach former VMI standout Tommy Lloyd to first-team all-conference and second-team all-VaSID honors following the 2007 season.

A class of 1996 graduate of VMI with a B.A. in Business and Economics, Harris was a four-year letterman and three-year starter with the Keydets and had the reputation as one of the team's best blockers in Coach Bill Stewart's two-tight end alignment that helped running back Thomas Haskins set a new Division I-AA career rushing mark.

As a receiver, Harris was equally effective, as he caught 47 passes for 431 yards and three touchdowns during his Keydet career. He served as a team captain for the 1996 season and was a Dean's List Student.

After graduation, Harris went into private business for six years, earning a Mark of Excellence Award while working for Hughes Supply, Inc.

Harris and his wife, the former Lorrie Clark, have two children, a son, Dakota, and a daughter, Madelyn.



Justin Hamilton

- ◆ Virginia Tech
- ◆ First Season
- ◆ Outside Linebackers



Justin Hamilton joined the VMI coaching prior to 2014 spring drills and began working with the VMI outside linebackers.

Hamilton comes to the Institute from UVa-Wise where he spent the last three years as defensive coordinator. In 2012, UVa-Wise's defense

held opponents under 25 points in five games and the season was highlighted by holding nationally ranked Bethel College to 21 points in an overtime victory. Previously, Hamilton worked with the UVa-Wise football program as the school's strength and conditioning coordinator.

"Justin has brought a new excitement and energy to our staff and team," said VMI head coach Sparky Woods. "He brings instant credibility because of his great success as a coach and player. Being a past coordinator on defense provides our staff with additional experience and leadership skills. Because of his assistance I saw great improvement in our defense throughout spring practice."

Hamilton played collegiately at Virginia Tech under legendary coach Frank Beamer. He received playing time at running back, wide receiver, defensive back and on the Hokie special teams. Hamilton was a valuable contributor for the Virginia Tech program and played mostly on the defensive side of the ball. After graduating from Virginia Tech, Hamilton became a member of the Cleveland Browns for two seasons before finishing his career as a Washington Redskin in 2008.

A standout at Clintwood High School, Hamilton was one of the most prolific athletes in Southwest Virginia. A four-year football starter who was recruited by numerous NCAA Division I schools, Hamilton also excelled at basketball and track, where he was a competitor at the VHSL state track meet.

Hamilton earned a bachelor's degree in consumer studies at Virginia Tech; he and his wife Brittany have a son, Kam Alexander.



Brad Robbins

- ◆ UVA Wise '10
- ◆ Second Season
- ◆ Wide Receivers



Brad Robbins begins his second year on the VMI staff, and will work with the Keydet wide receivers in 2014. Robbins mentored the Keydet cornerbacks in 2013, after joining the squad prior to 2013 spring practice.

Robbins spent the 2011 and 2012 seasons at Virginia

where he handled various coaching responsibilities. He worked closely with the Cavalier linebackers and safeties in 2012 and assisted with the defensive line in 2011. Robbins was also instrumental with organizing the scout team and coached various special teams drills. Some of the UVA players Robbins worked with included first team All-ACC selection Steve Greer and San Francisco 49er defensive end Cam Johnson.

Robbins also served as assistant recruiting coordinator for Virginia following the 2010 season before assuming his on-field responsibilities.

Robbins was a four-year letterwinner in football and baseball at UVA-Wise where he graduated in 2010. He was named first team All-Mid South Conference his senior year after throwing for over 3,000 yards and 22 touchdowns. In baseball, Robbins was named 2010 NAIA Second Team All-American as a designated hitter and was a three-time All-Appalachian honoree.

As a high school standout at Powell Valley, Robbins threw for 6,076 yards career yards and 69 touchdowns, including a 556-yard performance against Clintwood during his senior season which stands as the second-highest single game passing total in VHSL history.

While coaching at Virginia, Robbins earned a M.Ed in Student Affairs Practice in Higher Education in May, 2013. Robbins and his wife, Terri Brooke, live in Buena Vista.



Greg Shockley

- ◆ Virginia Tech '99
- ◆ 10th Season
- ◆ Running Backs



Greg Shockley is now in his 10th season, and has served dual roles for the VMI staff during his time at the Institute. Shockley has coached both wide receivers and running backs at VMI, and also currently serves as the program's recruiting coordinator.

Shockley came to VMI from William & Mary, where he coached tight ends during the Tribe's successful 2004 campaign. William & Mary posted an 11-3 mark and reached the semifinals of the I-AA playoffs before falling to eventual champion James Madison. The Tribe also won the Atlantic 10 Conference championship in 2004.

Shockley began his coaching career under Frank Beamer at Virginia Tech where he was also a player before assuming graduate assistant duties on the Hokie staff. At Tech, Shockley was an offensive assistant and worked primarily with the offensive lines and tight ends. The Hokies went to bowls each of the three seasons Shockley served on the staff.

A Blacksburg, Va. native and 1999 graduate of Virginia Tech, Shockley was a quarterback and wide receiver for the Hokie squads that won three Big East championships during his playing days. In 1999, he was awarded the John William Schneider Award, given to the Tech player who excels in athletics, scholarship and leadership.

Shockley is married to the former Cheryl Denny, who teaches and coaches volleyball and softball at Lord Botetourt High School. The couple now lives in Lexington, Va.



Trent Walker

- ◆ Auburn '09
- ◆ Fourth Season
- ◆ Secondary



Trent Walker begins his fourth season on the VMI staff and now has full coaching responsibility for the entire secondary.

Walker came to VMI from Auburn University where he served three years in various capacities. During the Tigers BCS title run in 2010, Walker served as a defensive quality control coach and worked under the direction of defensive coordinator Ted Roof while concentrating his efforts on assisting with the Auburn cornerbacks and specific game-planning efforts during each week. He also helped in the development of the Auburn walk-on program by working to build a deeper, more talented program.

Walker also worked the previous two seasons as a defensive student assistant at Auburn while working on a Bachelor of Science in Civil Engineering which he received in August 2010. He worked on the defensive side of the ball where he assisted with the safeties, scouting reports, film breakdowns, and directed the offensive scout team.

While at Auburn, Walker participated as a staff member in the 2011 Tostitos BCS National Championship Game, the 2010 SEC Championship Game, and the 2010 Outback Bowl - all victories by Auburn.

Walker is well familiar with the environment of the military college as he attended the U.S. Air Force Academy for two years before transferring to The Plains.

Walker began his coaching career at the high school level in 2007 where he was an assistant coach handling defensive backs and wide receivers at Guntersville High School in Guntersville, Ala. He is originally from Cullman, Ala., where he attended Cullman High School.



Don Woods

- ◆ Tennessee Tech '69
- ◆ Seventh Season
- ◆ Chief of Staff/DL



Don Woods enters his seventh year on his younger brother's coaching staff, and once again will act as chief of staff and defensive line coach for the Keydets.

He brought to the Keydets an impressive coaching career in the high school ranks, one which spanned 38 years in two states with an overall 247-96 career mark. Woods served as head football coach at Morristown-Hamblen High School West in Morristown, Tenn., and built the program into a perennial power, attaining five undefeated regular seasons, four state semifinal appearances, and a championship game appearance in 2003.

Woods was named A.F. Bridges Coach of the Year in 2005 and was also tabbed Five Rivers Coach of the Year in 2003 and 2005 and Northeast Coach of the Year and State Runner-Up Coach's Award in 2003. Woods was also selected IMAC Conference Coach of the Year four times, and was 2001 All-East Tennessee State Coach of the Year. He also coached in the Tennessee State All-Star in 2001, 2006, and as a head coach in 2007.


Don Woods also served as head coach of Hartselle High School in Hartselle, Alabama from 1980 through 1997 and was named Decatur Daily Area Coach of the Year five times.

Woods is a 1969 graduate of Tennessee Tech and holds a Masters of Arts in Education and Secondary Education from the University of Alabama-Birmingham. Woods and his wife, Nancy, have a son Dennis, a daughter-in-law Jaymie, a grandson Dillon (5), a daughter Anna Barnes, a son-in-law Brian Barnes and a newborn grandson, Jamison.



Jimmy Whitten

- ♦ Virginia Tech '91
- ♦ Eleventh Season
- ♦ Strength and Conditioning



Jimmy Whitten returns as Strength and Conditioning Coach for football in the summer of 2014 after 10 years as VMI's main Associate Head Strength and Conditioning Coach.

Whitten came from East Carolina University in August 2004, where he was Director of Strength and Conditioning.

While at ECU, Whitten implemented the strength and conditioning programs for Pirate Football and Men's Basketball for three years. He also headed up the strength programs for the Pirate Baseball, Softball, Men's Track, Men's and Women's Soccer, and Swimming teams.


Prior to his ECU tenure, Whitten was head strength and conditioning coach for UNC Charlotte from July, 1999, to February, 2001. He was also assistant strength and conditioning coach at his alma mater, Virginia Tech, for two years after serving as a graduate assistant in the program for two years. He was a defensive end standout for the Hokies and was named the team's Co-MVP as well as most valuable defensive lineman in 1990. He also held the Captain's Award for Hokie Football in 1990.

Whitten earned a Bachelor of Science in Education at Virginia Tech in 1991 and earned a Masters of Arts in Counseling Education at Virginia Tech in 1996. Whitten is a member of the Collegiate Strength and Conditioning Coaches Association and National Strength and Conditioning Association.

A native of Danville, Va., Whitten and his wife, Eileen, have two children - daughter Mandolin, and son Luke.



The VMI Coaching Staff in Action



Alphabetical Roster

12	Hayden Alford, QB
5	Darnell Ashton, LB
52	Zack Baker, DE
53	Troy Barden, LB
28	Brendon Bock, DB
77	Bradley Brown, OL
15	Joey Brown, WR
72	Noah Bryson, DL
18	Doug Burton, WR
27	Dillon Christopher, K
94	Amon-Ra Clay, DL
8	Al Cobb, QB
33	Paul Conteh, DB
70	Emmanuel Cooper, OL
59	Chris Copeland, OLB
46	Allen Cratsenburg, LB
90	Robert de Wolff, DL
62	Patrick Doucette, OL
56	Brian Ellis, LB
93	Denton Enslinger, DL
6	Dane Forlines, WR
44	Ryan Francis, DB
35	Scott Frazier, DB
9	James Fruehan, DB
3	Caleb Furlow, DB
88	J.C. Garvin, TE
54	Xavier Greenfield, DL
57	Bradley Hann, OL
31	Travis Hawkins, OLB
92	Walker Hays, DL
95	Shavon Henderson, DL
67	Seth Hinton, PK
34	Bill Hogan, LB/P
81	Chad Jacob, TE
20	Alex James, DB
11	Darrian Johnson, WR
98	Devin Johnson, DL
76	Chase Jones, K
7	Damian Jones, DB
29	Zach Jones, WR
25	Alex Keys, DB
69	Joe Kluckowski, OL
89	Andrew Lewis, TE
47	Caleb Lindsey, LB
26	Bradley Lipscomb, LB
87	Brian Lipscomb, OLB
16	Jade Maher, QB
96	Seth Mallory, DL

Numerical Roster

No	Player	Cl.	Pos.	Ht.	Wt.	Hometown/High School (Previous)
2	Deon Watts	Sr.	RB	5-11	197	Powhatan, Va./Blessed Sacrament Huguenot
3	Caleb Furlow	Sr.	DB	6-2	195	Silver Spring, Md./Montgomery Blair
4	John Burton	R-So.	QB	6-3	190	Apex, N.C./Cardinal Gibbons
5	Darnell Ashton	So.	LB	6-2	215	Olyphant, Pa./Valley View
6	Dane Forlines	So.	WR	5-9	180	Richmond, Va./Mills Godwin
7	Damian Jones	R-So.	DB	6-1	190	Richmond, Va./Hermitage
8	Al Cobb	R-Fr.	QB	6-3	190	Pulaski, Tenn./Giles County
9	James Fruehan	Sr.	DB	5-10	187	Clarks Summit, Pa./Abington Heights
11	Darrian Johnson	R-So.	WR	5-8	180	Fredericksburg, Va./Stafford
12	Hayden Alford	R-So.	QB	6-3	200	Dyersburg, Tenn./Dyersburg
13	Ryan Swingle	R-Fr.	QB	6-3	225	Haymarket, Va./Battlefield
14	Greg Sanders	Fr.	DB	5-10	170	Cordova, Tenn./Christian Brothers
15	Joey Brown	Fr.	WR	6-2	190	Virginia Beach, Va./First Colonial
16	Jade Maher	Fr.	QB	6-4	190	Dunbar, Pa./Connellsville
17	Brice Tucker	Fr.	WR	5-10	175	Hampton, Va./Bishop Sullivan Catholic
18	Doug Burton	R-Sr.	WR	6-1	195	Apex, N.C./Cardinal Gibbons
19	Doug Moore	Jr.	DB	5-10	190	Washington, D.C./Friendship Collegiate
20	Alex James	Jr.	DB	5-11	196	Stockbridge, Ga./Woodland
21	Jabari Turner	Sr.	RB	6-0	210	Wakefield, Va./Sussex Central
22	Taylor Stout	So.	RB	6-0	180	Midlothian, Va./Midlothian
23	Cody Shirley	R-So.	RB	5-9	205	Knoxville, Tenn./Knoxville Catholic
24	Chap Michie	R-Jr.	DB	6-3	187	Richmond, Va./Douglas Freeman
25	Alex Keys	R-So.	DB	5-11	200	Rocky Mount, Va./Franklin Co.
26	Bradley Lipscomb	R-So.	LB	6-0	217	Yanceyville, N.C./Yanceyville
27	Dillon Christopher	So.	PK	6-2	175	Newport News, Va./Menchville
28	Brendon Bock	R-Jr.	DB	6-0	180	Encinitas, Calif./La Costa Canyon
29	Zach Jones	R-Jr.	WR	5-10	180	Lynchburg, Va./Virginia Episcopal
30	Gabe Sutherland	Fr.	DB	5-10	200	McLean, Va./McLean
31	Travis Hawkins	R-Jr.	OLB	6-2	210	Chesapeake, Va./Western Branch
32	Jon Strozyk	R-Fr.	DB	6-0	170	Knoxville, Tenn./Powell
33	Paul Conteh	Fr.	DB	5-10	170	Leesburg, Va./Heritage
34	Bill Hogan	Fr.	LB/P	6-1	225	Amissville, Va./Culpepper
35	Scott Frazier	R-Fr.	DB	6-0	190	Williamsburg, Va./Burton
36	Michael Williams	Fr.	DB	5-10	170	Powder Springs, Ga./McEachern
37	Dakota Nicely	R-Jr.	LB	6-1	230	Clifton Forge, Va./Alleghany
38	Alijah Robinson	So.	DB	6-0	185	Waldorf, Md./North Point
39	Derrick Ziglar	R-Jr.	RB	5-9	230	Martinsville, Va./Martinsville
40	Hunter Marshall	R-Fr.	RB	5-10	184	Radford, Va./Radford
41	Logan Staib	R-Sr.	OLB	6-1	241	Midlothian, Va./Monacan
42	Tony Richardson	Fr.	LB	6-3	215	Morgantown, W.Va./University
43	Kyle Harrell	R-Fr.	WR	5-10	170	Buchanan, Va./James River
44	Ryan Francis	R-Fr.	OLB	6-1	200	Knoxville, Tenn./West
45	Miller Williams	Sr.	LB	6-1	220	Mountain Brook, Ala./Mountain Brook
46	Allen Cratsenburg	Fr.	LB	6-3	220	Natrone, Pa./Highlands
47	Caleb Lindsey	Jr.	LB	6-1	220	Ashburn, Va./Broad Run
48	John Wilkins	R-So.	WR	5-8	165	Jane Lew, W.Va./South Harrison
49	Kyle Vardo	R-Fr.	RB	6-0	218	Hayesville, N.C./Hayesville
50	Chase Smith	Fr.	OL	6-3	280	Lovettsville, Va./Woodgrove

Alphabetical Roster

75	Andy Marcotte, OL
40	Hunter Marshall, RB
84	Calvin Michie, WR
24	Chap Michie, DB
73	Connor Mildrum, DL
61	Stephen Miller, OL
65	Matt Milner, OL
86	John Mobley, TE
19	Doug Moore, DB
63	Nate Murray, OL
99	Joe Nelson, DL
37	Dakota Nicely, LB
82	Matthew Nicholson, WR
60	Kurt Odegaard, OL
80	Sam Patterson, WR
55	Daniel Rader, DL
78	Chad Reed, OL
74	Sam Reiner, K
42	Tony Richardson, LB
38	Alijah Robinson, DB
66	Iyan Roseborough, OL
85	Aaron Sanders, WR
14	Greg Sanders, DB
23	Cody Shirley, RB
50	Chase Smith, OL
41	Logan Staib, OLB
22	Taylor Stout, RB
32	Jon Strozyk, DB
30	Gabe Sutherland, DB
13	Ryan Swingle, QB
17	Brice Tucker, WR
21	Jabari Turner, RB
49	Kyle Vardo, RB
71	Jordan Veal, OL
97	John Washington, DE
2	Deon Watts, RB
48	John Wilkins, WR
83	Christian Williams, TE
36	Michael Williams, DB
45	Miller Williams, LB
39	Derrick Ziglar, RB

Numerical Roster

No	Player	Cl.	Pos.	Ht.	Wt.	Hometown/High School (Previous)
52	Zack Baker	Fr.	DE	6-2	225	Roanoke, Va./Patrick Henry
53	Troy Barden	R-Fr.	LB	5-11	225	Chesterfield, Va./Cosby
54	Xavier Greenfield	Fr.	DL	6-0	240	Martinsville, Va./Magna Vista
55	Daniel Rader	Fr.	DL	5-10	250	Fincastle, Va./Lord Botetourt
56	Brian Ellis	R-So.	LB	6-1	210	Moneta, Va./Staunton River
57	Bradley Hann	R-So.	OL	6-2	277	Springfield, Va./Robert E. Lee
59	Chris Copeland	R-Jr.	OLB	6-2	215	Hampton, Va. /Bethel
60	Kurt Odegaard	Fr.	OL	6-1	280	Virginia Beach, Va./Tallwood
61	Stephen Miller	R-Fr.	OL	6-2	275	Brentwood, Tenn./Brentwood Academy
62	Patrick Doucette	R-Fr.	OL	6-1	285	Knoxville, Tenn./Farragut
63	Nate Murray	R-Jr.	OL	6-3	325	Melbourne, Fla./Satellite
65	Matt Milner	R-Fr.	OL	6-2	289	Chesapeake, Va./Deep Creek
66	Iyan Roseborough	R-So.	OL	6-3	325	Jenkinsville, S.C./Fairfield Central
67	Seth Hinton	R-Fr.	PK	6-0	183	Blackstone, Va./Nottoway
68	Corey Atkins	Fr.	OL	6-1	230	Elizabethtown, Pa./Lower Dauphin
69	Joe Kluckowski	R-So.	OL	6-8	310	Winchester, Va./Sherando
70	Emmanuel Cooper	Sr.	OL	6-5	310	Irondale, Ala./Spain Park
71	Jordan Veal	R-So.	OL	6-4	305	Chesapeake, Va./Western Branch
72	Noah Bryson	R-Fr.	DL	6-2	203	Lago Vista, Texas/Lago Vista
73	Connor Mildrum	R-So.	DL	5-11	250	Richmond, Va./Glen Allen
74	Sam Reiner	Fr.	K	5-9	160	Henrico, Va./Douglas Freeman
75	Andy Marcotte	R-Sr.	OL	6-8	325	Williamsburg, Va. /Lafayette
76	Chase Jones	Fr.	K	6-2	195	Waverly, Ohio/Piketon
77	Bradley Brown	Fr.	OL	6-4	280	Martinsville, Va./Magna Vista
78	Chad Reed	R-So.	OL	6-6	320	Dover, Pa./Dover
80	Sam Patterson	Jr.	WR	6-5	215	Keswick, Va./Monticello
81	Chad Jacob	R-Fr.	TE	6-3	225	Mechanicsville, Va./Atlee
82	Matthew Nicholson	So.	WR	6-2	180	Front Royal, Va./Warren County
83	Christian Williams	Fr.	TE	6-4	225	Suffolk, Va./Nansemond River
84	Calvin Michie	R-Fr.	WR	6-2	185	Woodbridge, Va./Forest Park
85	Aaron Sanders	So.	WR	6-2	185	Stafford, Va./Brooke Point
86	John Mobley	Fr.	TE	6-4	235	Portsmouth, Va./Nansemond-Suffolk
87	Brian Lipscomb	Fr.	OLB	6-3	225	Hampton, Va./Kecoughtan
88	J.C. Garvin	R-So.	TE	6-4	218	Kingsport, Tenn./ Sullivan South
89	Andrew Lewis	So.	TE	6-5	230	Snellville, Ga./Greater Atlanta Christian
90	Robert de Wolff	R-So.	DL	6-3	250	Glen Allen, Va./Trinity Episcopal
92	Walker Hays	So.	DL	6-1	265	Vestavia Hills, Ala./Vestavia Hills
93	Denton Ensminger	Jr.	DL	6-4	265	Chambersburg, Pa./Greencastle-Antrim
94	Amon-Ra Clay	R-Fr.	DL	6-1	262	Atlanta, Ga./North Atlanta
95	Shavon Henderson	Fr.	DL	6-3	240	Dyersburg, Tenn./Dyersburg
96	Seth Mallory	R-So.	DL	6-3	251	Williamsburg, Va./Warhill
97	John Washington	R-Sr.	DE	6-2	255	Midland, Va. /Liberty
98	Devin Johnson	Fr.	DL	6-1	270	Gaston, S.C./Swansea
99	Joe Nelson	R-So.	DL	6-3	265	Hampton, Va./Tabb

Post-Spring Depth Chart

Offense

			Ht.	Wt.	Yr.
WR	18	Doug Burton	6-1	195	R-Sr.
	84	Calvin Michie	6-2	180	R-Fr.
WR	82	Matthew Nicholson	6-2	180	So.
	6	Dane Forlines	5-9	180	So.
LT	70	Emmanuel Cooper	6-5	310	Sr.
	71	Jordan Veal	6-4	305	R-So.
LG	66	Iyan Roseborough	6-3	325	R-So.
	78	Chad Reed	6-6	320	R-So.
C	62	Patrick Doucette	6-1	285	R-Fr.
	57	Bradley Hann	6-2	277	R-So.
RG	63	Nate Murray	6-3	325	R-Jr.
	65	Matt Milner	6-2	289	R-Fr.
RT	75	Andy Marcotte	6-8	325	R-Sr.
	61	Stephen Miller	6-2	275	R-Fr.
TE	89	Andrew Lewis	6-5	230	So.
	81	Chad Jacob	6-3	225	R-Fr.
WR	80	Sam Patterson	6-5	215	Jr.
	85	Aaron Sanders	6-2	185	So.
TB	39	Derrick Zigler	5-9	230	R-Jr.
	2	Deon Watts	5-11	197	Sr.
QB	12	Hayden Alford	6-3	200	R-So.
	8	Al Cobb	6-3	190	R-Fr.

Defense

			Ht.	Wt.	Yr.
LE	93	Denton Ensminger	6-4	265	Jr.
	90	Robert de Wolff	6-3	250	R-So.
NT	99	Joe Nelson	6-3	265	R-So.
	92	Walker Hays	6-1	265	So.
RE	97	John Washington	6-2	255	R-Jr.
	94	Amon Ra-Clay	6-1	262	R-Fr.
OLB	26	Bradley Lipscomb	6-0	217	R-So.
	44	Ryan Francis	6-1	200	R-Fr.
OLB	41	Logan Staib	6-1	241	R-Sr.
	59	Chris Copeland	6-2	215	R-Jr.
ILB	45	Miller Williams	6-1	220	Sr.
	5	Darnell Ashton	6-2	215	So.
ILB	47	Caleb Lindsey	6-1	220	Jr.
	56	Brian Ellis	6-1	210	R-So.
CB	9	James Fruehan	5-9	187	Sr.
	19	Doug Moore	5-10	190	Jr.
SS	38	Alijah Robinson	6-0	185	So.
	25	Alex Keys	5-10	185	R-Jr.
FS	20	Alex James	5-11	190	Jr.
	7	Chap Michie	6-3	187	R-Jr.
CB	1	Damien Jones	6-1	190	R-So.
	28	Brendon Bock	6-0	180	R-Jr.

Special Teams

			Ht.	Wt.	Yr.
P		TBA			
K	27	Dillon Christopher	6-2	175	So.
LS		TBA			
KO	27	Dillon Christopher	6-2	175	So.
H		TBA			
PR	6	Dane Forlines	5-9	180	So.
KR	22	Taylor Stout	6-0	180	So.

VMI's 2013 Record When

Home	.2-4
Away	.0-6
Playing On Grass	.2-8
Playing On Turf	.0-2
Winning The Coin Toss	.1-4
Losing The Coin Toss	.1-6
Receiving The Ball First	.1-6
Kicking Off First	.1-4
Leading After the 1st Quarter	.2-1
Trailing After the 1st Quarter	.0-4
Tied After the 1st Quarter	.0-5
Leading at Halftime	.2-4
Trailing at Halftime	.0-5
Tied at Halftime	.0-1
Leading After the 3rd Quarter	.2-1
Trailing After the 3rd Quarter	.0-9
Tied After the 3rd Quarter	.0-0
Leading with 2:00 Left	.2-0
Trailing with 2:00 Left	.0-10
Tied with 2:00 Left	.0-0
Scoring First	.2-2
Opponent Scores First	.0-8
Scoring 20 or more points	.2-5
Scoring less than 20 points	.0-5
Scoring 30 or more points	.1-2
Scoring less than 30 points	.1-8
Scoring 40 or more points	.0-0
Scoring less than 40 points	.2-10
Allowing Opponent less than 20 points	.1-1
Allowing Opponent 20 or more points	.1-9
Allowing Opponent less than 30 points	.2-2
Allowing Opponent 30 or more points	.0-8
Rushing for 100 yards or more	.2-3
Rushing for less than 100 yards	.0-7
Passing for 200 yards or more	.1-7
Passing for less than 200 yards	.1-3
Totaling 400 yards or more in offense	.1-3
Totaling less than 400 yards in offense	.1-7
Allowing Opp. 150 or more rushing yards	.1-9
Allowing Opp. less than 150 rushing yards	.1-1
Allowing Opp. 200 or more passing yards	.2-8
Allowing Opp. less than 200 passing yards	.0-2
Committing Fewer Turnovers	.1-1
Committing Equal Turnovers	.0-3
Committing More Turnovers	.1-6
Committing One Turnover or Less	.2-3
Committing Two Turnovers or More	.0-7
Playing in August	.0-1
Playing in September	.1-3
Playing in October	.0-3
Playing in November	.1-3
Playing an In-State Opponent	.0-3
Playing an Out-of-State Opponent	.2-7

Player Bios



#12 Hayden Alford

R-Sophomore ♦ QB ♦ 6-3, 190
Dyersburg, Tenn.
Dyersburg

One of two quarterback candidates who will be vying for the starting quarterback

job in preseason camp...has the only game experience of any returning quarterback on the roster...threw a 65-yard touchdown pass on the first play of the first spring scrimmage...was limited by injury which sidelined him for the second scrimmage...also expected to contend for the punting job.

2013 – Played in four games mostly at reserve quarterback...saw action against Virginia, Coastal Carolina, Gardner-Webb and The Citadel...completed four of nine passes for 98 yards against The Citadel in the season finale and had a long of 29 yards...averaged 40 yards on four punts against Virginia...lettered for the first time.

2012 – Did not see game action.


HIGH SCHOOL – Graduate of Dyersburg HS...First Team All-Region junior and senior year...punter of the Year in District 13-AA junior and senior year...finished 12th out of 264 participants at the 2011 Under Armour Combine...invited to the National Underclassmen Combine Top Prospect Camp...selected QB MVP at the 2011 National Underclassmen Combine...senior year: 45-71, 946 yards, 14 TD, one int...36 carries, 542 yds., 13 TD...voted team captain.

MAJOR – Majoring in Biology.

Alford's Career Stats

Passing								
YR	G	Cmp.-Att.	Effic.	Pct.	Yds.	TD	INT	LG
2013	4	8-13	124.9	61.5	98	0	0	29
Totals	4	8-13	124.9	61.5	98	0	0	29

Punting								
YR	No.	Yds.	Avg.	LG	TB	FC	120	BLKD
2013	5	204	40.8	46	1	3	0	0
Totals	5	204	40.8	46	1	3	0	0



#5 Darnell Ashton

Sophomore ♦ LB ♦ 6-2, 215
Olyphant, Pa.
Valley View

ONE-YEAR LETTERMAN - Will contend for playing time at will linebacker...has

game experience as a freshman that should help him in his development...had four solo tackles and two quarterback hurries in the first spring scrimmage...earned Keydet award status in off-season conditioning and earned a top-three spot on the record board in the bench press.

2013 – Saw action in nine games and was on the field for 170 total plays seeing action at reserve linebacker and special teams...was sidelined with injury the last two games of the season...lettered for the first time...finished with 11 solo tackles and 15 assists...had a game high eight tackles against Coastal Carolina...posted five tackle games against Virginia and Liberty and was credited with a sack against Liberty...had three solo tackles against Presbyterian.

HIGH SCHOOL – Graduate of Valley View HS in Olyphant, Pa...finished career with 123 tackles, five sacks and one interception...helped lead the team, and its top ranked defense, to District 2 AAA Championship as a junior, and a return trip to the playoffs as a senior...Lackawanna Football Conference Division I All-Star...Lackawanna Conference Division I Discus Champion...National Honor Society.

MAJOR – Majoring in mechanical engineering.

Ashton's Career Stats

Defensive											
YR	G	T/A	Tot.	QBS	TFL-Y	FR	FF	PBU	Int.	Yds.	TD
2013	10	11/15	26	0	0.5-1	0	0	0	0	0	0
Totals	10	11/15	26	0	0.5-1	0	0	0	0	0	0



#53 Troy Barden

R-Freshman ♦ LB ♦ 5-11, 225
Chesterfield, Va.
Cosby

Will provide depth to inside linebacker...working out at will linebacker...had three tackles in the final spring scrimmage.

2013 – Did not see game action.

HIGH SCHOOL – Graduate of Cosby HS.

MAJOR – Majoring in Economics and Business.



#28 Brendon Bock

R-Junior ♦ DB ♦ 6-0, 180
Encinitas, Calif.
La Costa Canyon

TWO-YEAR LETTERMAN -

Experienced contributor to the secondary and has also played special teams throughout his career...listed on the post-spring depth chart at right cornerback...posted pass breakups in both spring scrimmages...should continue to see considerable playing time this fall.

2013 – Played in just the first five games before season his season shortened by injury...had four solo tackles and five assists on the season...had a career-high seven tackles at Virginia with three solo tackles and four assists...intercepted a pass and returned it 13 yards in the opener at Richmond...lettered for the second time.

2012 – Played in all 11 games seeing action as a reserve and on special teams...on the field for 37 plays against Richmond and 36 plays against Coastal Carolina...had three solo tackles and an assist against Richmond...also posted tackles against Gardner-Webb (2), The Citadel (1) and Liberty (1)...lettered for the first time.

2011 – Did not see game action.


HIGH SCHOOL – A graduate of La Costa Canyon High School.

MAJOR – Economics and Business major.

Bock's Career Stats

Defensive											
YR	G	T/A	Tot.	QBS	TFL-Y	FR	FF	PD	Int.	Yds.	TD
2012	11	4/4	8	0	0-0	0	0	0	0	0	0
2013	5	4/5	9	0	0-0	0	0	1	1	13	0
Totals	16	8/9	17	0	0-0	0	0	1	1	13	0





#72 Noah Bryson

R-Freshman ♦ DL ♦ 6-2, 203

Lago Vista, Texas
Lago Vista

Working out at reserve right end on the defensive line and will provide depth.

2013 – Did not see game action.

HIGH SCHOOL – Attended Lago Vista (Texas) High School.

MAJOR – Majoring in Biology.



#18 Doug Burton

R-Senior ♦ WR ♦ 6-1, 195

Apex, N.C.
Cardinal Gibbons

TWO-YEAR LETTERMAN – Has developed into a dependable receiver throughout

his college career...looking forward to being a contributing part of a talented receiving corps...the third leading returning receiver in yardage...caught a 65-yard touchdown pass on the first play of the opening scrimmage of spring drills...a former walk-on who can deliver a big play...caught three passes for 51 yards and a touchdown in the final spring scrimmage...slated to start at one receiver position...conditioned well in spring testing and was Red/Yellow designation...brother of quarterback John Burton.

2013 – Played in all 11 games and was on the field for 438 snaps...started seven games...caught at least one pass in all but one game and finished with 25 hauls for 322 yards and one touchdown...caught three passes in three consecutive games (Robert Morris, Charleston Southern, Presbyterian) and had a season-high four catches against Coastal Carolina...his 59 yards receiving against Charleston Southern was a season-high and he snagged a 40-yarder...caught a 47-yard TD pass against North Greenville...lettered for the second time.

2012 – Played in nine games and lettered...played extensively in the opener against Delaware State seeing action on 58 plays and catching a 12-yard pass...saw the playing field for the last eight games of the season.

2011 – Saw action in four games.

2010 – Did not see game action.

HIGH SCHOOL – A graduate of Cardinal Gibbons High School (Apex, N.C.)

MAJOR – Economics and Business major.

Burton's Career Stats

Receiving							
YR	G	No.	Yds.	Avg.	LG	TD	YPG
2011	4	0	0	0.0	0	0	0.0
2012	9	1	12	12.0	12	0	1.3
2013	12	25	322	12.9	47	1	26.8
Totals	25	26	334	12.8	47	1	13.4



Doug Burton



#4 John Burton

R-Sophomore ♦ QB ♦ 6-3, 190

Apex, N.C.

Cardinal Gibbons

Will continue to get a look at quarterback and will help depth at that position...completed two of three passes for 15 yards in the opening scrimmage...threw an 18-yard completion in the final spring scrimmage before sustaining a broken collarbone late in the scrimmage...brother of wide receiver Doug Burton.

2013 – Did not see game action.

2012 – Did not see game action.

HIGH SCHOOL – A graduate of Cardinal Gibbons High School (Apex, N.C.).

MAJOR – Civil Engineering major.



#27 Dillon Christopher

Sophomore ♦ K ♦ 6-2, 175

Newport News, Va.
Menchville

ONE-YEAR LETTERMAN - Showed explosive form and range as a freshman and

is looking to continue an encouraging start to his college career...will handle the placekicking chores once again...can be called on to punt if needed and handled punting chores in the final spring scrimmage...has the ability to be an all-conference performer.

2013 – Stepped in as a true freshman and handled both placekicking and kickoffs...converted nine of 16 field goals and 28 of 29 extra points...kicked 52-yard field goals against both Gardner-Webb and Bucknell to become the first Big South kicker to blast two field goals from that distance in the same season while VMI was competing in the league...kicked the fifth-most PATs in a season in school history...his 52-yard field goals tie him for the fourth longest in VMI program history...was named special teams player in the BSC November 11 for his performance against Gardner-Webb...ranked third in the BSC in field goals made per game and fourth in kick scoring points...kicked off for eight touchbacks on the season...seven of his nine field goals were from 30+ yards.


HIGH SCHOOL – Attended Menchville High School (Newport News, Va.)...2012 First Team All-757, All-Peninsula District, All-Region and All-Stars...set new VHSL record with a 60-yard field goal in 2011, when he earned a litany of honors, including: All-State Second Team specialist (VirginiaPreps.com), First Team All-Region specialist (VaPreps), First Team All-District kicker, Second Team All-District punter, Second Team All-757 kicker, First Team All-757 (junior team) and the MVP award for his team...2010 Second Team All-District and All-757 Freshman/Sophomore First Team, when he also earned honorable mention honors for the main All-757 team and set a new district record for longest field goal...played travel soccer for eight seasons and JV soccer for three, serving as the team captain as a 10th-grader and moving up to varsity as a senior...achieved at least the B honor roll each of his final three high school years.

MAJOR – Majoring in Psychology.

Christopher's Career Stats

Kicking							
YR	G	XPM-A	PCT	FGM-A	PCT	LG	PTS
2013	12	28-29	96.6	9-16	56.2	52	55
Totals	12	28-29	96.6	9-16	56.2	52	55





#94 Amon-Ra Clay

R-Freshman ♦ DL ♦ 6-1, 262

Atlanta, Ga.
North Atlanta

Took a redshirt year and is working in the mix on the defensive line...will contend for a spot in the two-deep at right end behind John Washington...had a sack for seven yards in the opening spring scrimmage...will help depth on the defensive line.

2013 – Did not see game action.

HIGH SCHOOL – Attended North Atlanta (Ga.) High School...two-time team MVP...2011 Academic Honor Roll and recipient of Morehouse College STEM Dreams to Teach Scholarship...team MVP for Jr.Varsity basketball in 2011...Mr.YE-Atl (Young Entrepreneurs - Atlanta) in 2011...2012 Student of the Month in January.

MAJOR - Majoring in Psychology.



#8 Al Cobb

R-Freshman ♦ QB ♦ 6-3, 190

Pulaski, Tenn.
Giles County

Will continue to contend for the starting quarterback job in preseason camp...showed promise in the two spring scrimmages and completed 7 of 11 passes for 73 yards in the first scrimmage and was 11 of 21 for 151 yards and a touchdown in the final spring scrimmage...completed six of his last seven passes in the final spring scrimmage...looking ahead for his first game action this fall after a redshirt season.

2013 – Did not see game action.

HIGH SCHOOL – Attended Giles County High School (Pulaski, Tenn.)...Class 4A MR. Football Finalist...District 12-AA MVP...selected to Tennessee East v. West All-Star Game...MVP for West All-Star Game...awarded Golden Arm in Elite II QB Camp...Channel 2 Prep Player of the Week...awarded Tradition of Service Award from Music City Bowl Sponsors...3,883 total yards and 55 total TDs...73% passing, 2,860 yds., 34 TDs, six int...1,023 yds. rushing and 21 TD's...Junior - All District 12-AA...MVP - Quarterback...selected to play on "West Tennessee Express" seven vs. seven team...3,709 total yards and 29 total TD's...64% passing, 2,722 yds., 22 TDs, 10 int...987 yds. rushing and seven TD's...Sophomore - All-District 12-AA...MVP - Quarterback...2,373 total yards and 20 total TD's...63% passing, 1,778 yds., 13 TDs, nine int...595 yds. rushing and seven TD's.

MAJOR - Majoring in Biology.



Dillon Christopher



#70 Emmanuel Cooper

Senior ♦ OL ♦ 6-5, 310

Irondale, Ala.
Spain Park

THREE-YEAR LETTERMAN - One of the most experienced returning offensive line players...expected to start at left tackle where he saw considerable action as a starter last year...moved back and forth between offensive and defensive lines before settling in on the offensive line last year...looking forward to a big senior season and will be counted on for consistency among the veteran performers.

2013 – Started nine straight games at left tackle beginning in week 3 of the 2013 campaign...lettered for the third time...did not play in the season finale against Bucknell...played on 627 snaps on the season and saw a season-high 85 plays against Robert Morris.

2012 - Started the season at defensive tackle but was moved to offense at mid-season...started the last five games at left tackle...lettered for the second time...had two solo tackles and one assist in the Navy game in week 4 of the season.


2011 – Played in all 11 games as a true freshman on the defensive line and appeared in 218 snaps...lettered for the first time...posted a season-high four tackles against Coastal Carolina in Week 6 and had two tackles each against Stony Brook and Gardner-Webb...broke up a pass against Gardner-Webb...finished the season with 13 tackles including six solos and seven assists.

HIGH SCHOOL - Graduate of Spain Park HS (Ala.)...two-year starter as a junior and senior...senior season stats - 60 tackles (including two sacks and eight tackles for loss), three blocked kicks, one interception, one caused fumble, one pass break-up, five QB hurries and five QB hits...awarded Player of the Game vs. Bob Jones...awarded & recognized as an honoree of the Best in High School Football...ranked #2 Defensive Tackle in the state...Minority Achievement Council - peer helper...Habitat for Humanity.

MAJOR - Civil Engineering major.

Cooper's Career Stats

Defensive											
YR	G	T/A	Tot.	QBS	TFL-Y	FR	FF	PBU	Int.	Yds.	TD
2011	11	6/7	13	0	1.0-2	0	1	1	0	0	0
2012	11	2/4	6	0.5	0.5-3	0	0	0	0	0	0
Totals	22	6/11	19	0.5	1.5-5	0	1	1	0	0	0



#59 Chris Copeland

R-Junior ♦ OLB ♦ 6-2, 215

Hampton, Va.
Bethel

ONE-YEAR LETTERMAN - Had an excellent spring and enters the fall with a spot in the two-deep at outside linebacker...will likely rotate with Logan Staib at Buck outside linebacker...turned in one of the outstanding defensive plays in the final spring scrimmage when he tipped and intercepted a pass before returning it 12 yards for a defensive touchdown...continues to develop and improve physically after an injury-filled season two years ago...earned Keydet award status which was the third-highest testing group in strength and conditioning workouts.

2013 – Played in all 12 games and lettered...saw action mostly on special teams with spot duty at outside linebacker...finished with five solos and four assists for nine total stops...had a tackle for loss against Virginia...cited for outstanding play with the coach's effort award against Virginia when he played 43 snaps and had a tackle-for-loss.

2012 – Played in the first six games before sustaining a knee injury against Coastal Carolina and did not play the last four games of the year...saw action mostly on special teams...credited with two assisted tackles against Richmond and one against Chowan...blocked a kick against Charleston Southern.

2011 – Did not see game action.

HIGH SCHOOL – Team Captain...rated three-star recruit by ESPN.com...tackles - 94 (65 solo), Sacks - 12, Forced Fumbles - six, Fumble Recoveries - 2...Second Team All-Peninsula District Defensive End...National Honor Society...Honor Roll 9th through 12th Grade...member of Superintendent Advisory Board.

MAJOR - Civil Engineering Major.

Copeland's Career Stats

Defensive											
YR	G	T/A	Tot.	QBS	TFL-Y	FR	FF	PD	Int.	Yds.	TD
2012	7	0/3	3	0	0-0	0	0	0	0	0	0
2013	12	5/4	9	0	1.0-1	0	0	0	0	0	0
Totals	19	5/7	12	0	1.0-1	0	0	0	0	0	0



#90 Robert de Wolff

R-Sophomore ♦ DL ♦ 6-3, 250

Glen Allen, Va.

Trinity Episcopal

ONE-YEAR LETTERMAN - Got his first taste of action last year and should continue to

see increased playing time on the defensive line...continued to progress in the spring and is listed in the two-deep at defensive left end...one of 10 players to test Red/Yellow status in strength and conditioning sessions...credited with two tackles, a hurry and a pass break-up in the first spring scrimmage.

2013 – Saw action in all 12 games and lettered...had 12 tackles on the season including five solo stops...had a season-high three tackles against North Greenville and Gardner-Webb...credited with a 0.5 TFL for two yards against Gardner-Webb.

2012 - Did not see game action.

HIGH SCHOOL – A graduate of Trinity Episcopal in Richmond.

MAJOR - Psychology major

de Wolff's Career Stats

Defensive											
YR	G	T/A	Tot.	QBS	TFL-Y	FR	FF	PD	Int.	Yds.	TD
2013	12	5/7	12	0	0.5-2	0	0	0	0	0	0
Totals	12	5/7	12	0	0.5-2	0	0	0	0	0	0



#62 Patrick Doucette

R-Freshman ♦ OL ♦ 6-1, 285

Knoxville, Tenn.

Farragut

Could be one of the best stories of the year after grabbing a projected starting spot at off-

ensive center in spring drills...a walk-on who has put himself into the two-deep picture after a redshirt season...had an outstanding spring...could also be used on special teams snapping as well.

2013 – Did not see game action.

HIGH SCHOOL – Attended Farragut High School (Knoxville, Tenn.).

MAJOR – International Studies major.



#56 Brian Ellis

R-Sophomore ♦ LB ♦ 6-1, 210

Moneta, Va.

Staunton River

Contending for a spot in the two-deep at inside linebacker...made strides in spring drill after working out at Mike LB...credited with three solo and one assisted tackle in final spring scrimmage...one of eight to attain Keydet strength and conditioning status.

2013 – Did not see game action.

2012 – Did not see game action

HIGH SCHOOL – A graduate of Staunton River High School (Moneta, Va.)

MAJOR - Civil Engineering major.



#93 Denton Ensminger

Junior ♦ DL ♦ 6-4, 265

Chambersburg, Pa.

Greencastle-Antrim

TWO-YEAR LETTERMAN - Returns to the program after missing the 2013 season.

2013 - Was not with the team.

2012 – Played in all 11 games at reserve defensive tackle and rotated in for substantial playing time...was on the field for 325 plays during the year...logged a season-high five tackles at Gardner-Webb ...posted four tackles against Charleston Southern and Coastal Carolina...had TFL's against Chowan and Charleston Southern...lined up in the offensive backfield against Liberty and caught a pass for six yards...lettered for the second time.


2011 – Played in all 11 games at reserve defensive tackle and saw gradual playing time as the season progressed...played a season-high 18 snaps against Liberty and earned a top coaches' grade...posted two tackles in season finale against Gardner-Webb and also had 1.5 TFL's...also had 2 tackles against Stony Brook...finished the season with six tackles and appeared on 125 plays.

HIGH SCHOOL – 2010 - 65 tackles, two sacks...First Team AP Pennsylvania AAA All-State (DL)...Public Opinion Defensive MVP and 1st Team OL and DL...Mid-Penn Colonial Division Defensive MVP First Team (OL and DL)...Patriot News Big 11 Defensive Team...2009 - All-League Tight End/Defensive Line.

MAJOR - Psychology major.

Ensminger's Career Stats

Defensive											
YR	G	T/A	Tot.	QBS	TFL-Y	FR	FF	PD	Int.	Yds.	TD
2011	11	2/4	6	0	1.5-2	0	0	0	0	0	0
2012	11	8/14	22	0	2.0-4	0	0	0	0	0	0
Totals	22	10/18	28	0	3.5-6	0	0	0	0	0	0



#6 Dane Forlines

Sophomore ♦ WR ♦ 5-9, 180

Richmond, Va.

Mills Godwin

ONE-YEAR LETTERMAN - Was a special teams contributor last year and is looking to

expand his role this sophomore season...in the two-deep picture at one wide receiver position and could see action at multiple slots.

2013 – Saw action in 9 games mostly on special teams...

...lettered as a true freshman...did not play in final two games of the year because of injury...caught 15 passes for 123 yards and one touchdown...caught a season-high five passes for 71 yards and a score against Robert Morris...earned coaches award designation for the Robert Morris game...handled both kick and punt returns, led team in kick returns with 30 returns for 555 yards and an 18.5 per return average...had the longest kick return on the team last year with 35 yards against Robert Morris...was second on the team in all-purpose yardage with 709 yards (70.9 per game).

HIGH SCHOOL – Attended Mills Godwin HS... four-year starter and two-time team captain...three-time First Team All-District (DB)...two-time First Team All-District (QB)...First Team All-District and All-Region as a returner...All-Metro (DB)...70 career combined touchdowns...over 150 career tackles (DB)...12 career interceptions.

MAJOR - Economics and Business major.

Forlines' Career Stats

Receiving							
YR	G	No.	Yds.	Avg.	LG	TD	YPG
2013	10	15	123	8.2	36	1	12.3
Totals	10	15	123	8.2	36	1	12.3

Rushing							
YR	G	No.	Yds.	Avg.	LG	TD	YPG
2013	10	4	6	1.5	5	0	0.6
Totals	10	4	6	1.5	5	0	0.6

Kickoff Returns					
YR	Att.	Yds.	Avg.	LG	TD
2013	29	556	19.2	35	0
Totals	29	556	19.2	35	0

Punt Returns					
YR	Att.	Yds.	Avg.	LG	TD
2013	6	24	4.0	11	0
Totals	6	24	4.0	11	0



#44 Ryan Francis

R-Freshman ♦ OLB ♦ 6-1, 200
Knoxville, Tenn.
West

Coming off a redshirt season...will contend for playing time at outside linebacker...listed on post-spring depth chart at back-up SAM in the two-deep...had four tackles in the final spring scrimmage.

2013 – Did not see game action.

HIGH SCHOOL – Attended West High School (Knoxville, Tenn.)...two-Time Class 5A All-State (DB) - Had eight interceptions and 75 tackles as a junior...Prep Extra First Team in 2012-13...2012 Team Captain...District MVP...also served as quarterback and compiled school's single-season record with 33 touchdowns...tied school's single season interception record (eight)...won gold in Knoxville Interscholastic League's 4X100 relay...elected Mr. West by peers...AP Scholar with honors.

MAJOR - Majoring in Chemistry.



#35 Scott Frazier


R-Freshman ♦ DB ♦ 6-0, 190
Williamsburg, Va.
Burton

Expected to provide depth at free safety...had a tackle in both spring scrimmages...coming off a redshirt season.

2013 – Did not see game action.

HIGH SCHOOL – Attended Bruton High School (Williamsburg, Va.).

MAJOR – Biology major.



#9 James Fruehan

Senior ♦ DB ♦ 5-10, 187
Clarks Summit, Pa.
Abington Heights

THREE-YEAR LETTERMAN - Solid performer who has developed into a leader in the

secondary and has played a big role on special teams during his career...a returning starter at cornerback...the second leading returning tackler among the secondary...had three tackles and a pass break-up in the first spring scrimmage...tested at the Keydet award level (third highest group) in strength and conditioning testing...looking forward to a big senior season.

2013 – Played in all 12 games and posted 54 stops including 33 solo tackles...led the team in pass breakups with six...had a season-high nine tackles with eight solos in the season opener against Richmond...intercepted passes against Virginia and Gardner-Webb...credited with seven tackles against North Greenville...broke up two passes against Greenville State...returned 14 kicks for 238 yards with a long of 26 against North Greenville...returned three punts including a team season-long 17 yards against Charleston Southern...lettered for the third time.

2012 – Played in all 11 games starting at cornerback and finished second on the team in tackles with 76 including 54 solo tackles which led the Keydet defensive charts...broke up four passes, tying with two others for the team lead...had a career-high 11 tackles against Presbyterian in week five and followed with nine tackles and a forced fumble against Charleston Southern the following week...logged eight tackles games in four contests (Delaware State, Chowan, Gardner-Webb, and Liberty...broke up two passes at Chowan...returned punts 25 yards against Delaware State and 22 yards against Coastal Carolina...lettered for the second time.

2011 - Played in 10 games and posted 14 tackles on the season...also handled kick and punt returns by the end of the season...on the field for 230 snaps and lettered...made his college debut against William & Mary in game 2...had three tackles each against Akron and Presbyterian...recovered fumbles against Presbyterian and Liberty...returned a punt 44 yards against Presbyterian which was the longest of the year by a Keydet...returned four kicks for 66 yards with a long of 23 against The Citadel.

HIGH SCHOOL - Career stats - 312 tackles (216 solo/96 assists), seven tackles-for-loss, 14 INT's, 24 passes defended, two fumble recoveries, one forced fumble...also had two special teams TD's...four-year varsity letterwinner...2010 team captain...two-year Penn Sports Writers All-State Second Team DB...2010 Penn Football News AAA All-State Second Team DB...2010 Old Spice Red Zone Athlete of the Year (RB/DB)...two-year Scranton-Times Tribune All-Region (DB)...two-year Lackawanna Conference DI All-Star (DB)...2009 Penn Football News AAA All-State Honorable Mention (DB).


MAJOR - Economics and Business major.

Fruehan's Career Stats

Defensive											
YR	G	T/A	Tot.	QBS	TFL-Y	FR	FF	PD	Int.	Yds.	TD
2011	10	7/7	14	0	0-0	2	0	0	0	0	0
2012	11	54/22	76	0.5	3.0-8	0	1	4	0	0	0
2013	12	33/21	54	0	0.5-0	0	0	8	2	5	0
Totals	33	94/50	144	0.5	3.5-8	2	1	12	2	5	0

Kickoff Returns					
YR	Att.	Yds.	Avg.	LG	TD
2011	6	94	15.7	23	0
2012	3	59	19.7	26	0
2013	14	238	17.0	26	0
Totals	23	391	17.0	26	0

Punt Returns					
YR	Att.	Yds.	Avg.	LG	TD
2011	2	60	30.0	44	0
2012	15	102	6.8	25	0
2013	3	28	9.3	17	0
Totals	20	190	9.5	44	0



#3 Caleb Furlow

Senior ♦ DB ♦ 6-2, 195

Silver Spring, Md.

Montgomery Blair

THREE-YEAR LETTERMAN - Has seen action as both a starter and reserve in the secondary...has experience at the strong safety position and could provide depth.

2013 - Played and started in all 12 games at strong safety and finished with 51 tackles including 4.5 for loss for 8 yards...intercepted a pass and returned it 52 yards against Robert Morris and also broke up a pass in that game...had a season-high eight tackles against Robert Morris...broke up four passes on the team...had seven-tackle games against North Greenville and Gardner-Webb...played a total of 694 plays on the season.

2012 - Played in the first seven games of the year before injury sidelined him for the last four contests...finished with 11 tackles on the season...credited with three tackles against Richmond and Charleston Southern...broke up a pass against Chowan...lettered for the second time.


2011 - Did not play in the first four games of the season, then made his college debut against Coastal Carolina and appeared in the last seven games of the season - mostly on special teams...on the field for 65 plays and lettered.

HIGH SCHOOL - Graduate of Montgomery Blair HS...Senior Season - 80 carries for 900 yards, 25 catches - 550 yds., eight TD's, four interceptions...two-time Washington Post All-County...All-Gazette Utility Player.

MAJOR - Biology major.

Furlow's Career Stats

Defensive												
YR	G	T/A	Tot.	QBS	TFL-Y	FR	FF	PD	Int.	Yds.	TD	
2012	7	5/6	11	0	0.5-1	0	0	1	0	0	0	
2013	12	25/27	52	0.5	4.5-8	0	0	5	1	52	0	
Totals	19	30/33	63	0.5	5.0-9	0	0	6	1	52	0	



#88 J.C. Garvin

R-Sophomore ♦ TE ♦ 6-4, 218

Kingsport, Tenn.

Sullivan South

ONE-YEAR LETTERMAN - Will provide depth to the tight end position...vying for a

spot in the two-deep as a reserve...caught a pass for six yards in the second spring scrimmage...younger brother of inside linebacker Ty Garvin who graduated last season.

2013 - Saw action in six games with 48 total plays...saw first action of the year against North Greenville...played in the last five consecutive games of the season...saw a season-high 27 plays against Gardner-Webb...lettered for the first time.

2012 - Did not see game action

HIGH SCHOOL - A graduate of Sullivan South High School (Kingsport, Tenn.)...combined for 308 tackles his final two HS years...3.75 GPA, National Honor Society...two-time All-Conference LB, also All-Conf. TE...Big 8 Conference Def. POTY (two-time)...TN Pre-season All-State Selection at LB and TE...TN All-State Selection at LB...East TN vs. SwVa FCA All-Star Team Captain...TN Toyota East-West All-Star Game.

MAJOR - Civil Engineering major.

Garvin's Career Stats

Receiving							
YR	G	No.	Yds.	Avg.	LG	TD	YPG
2013	6	0	0	0	0	0	0
Totals	6	0	0	0	0	0	0




#57 Bradley Hann

R-Sophomore ♦ OL ♦ 6-2, 277

Springfield, Va.

Robert E. Lee



ONE-YEAR LETTERMAN - Converted from tight end to the interior line during the off-season...worked out at center in the spring and is listed in the two-deep...has added considerable weight to handle the new positional role.

2013 - Played in all 12 games at reserve tight end and on special teams...saw action on 260 plays...lettered for the first time...caught four passes for 37 yards on the season...caught a 10-yard touchdown pass against North Greenville...snagged a season-long 13-yard pass against Gardner-Webb...played a season-high 42 snaps against Bucknell in the season finale.

2012 - Did not see game action.

HIGH SCHOOL - A graduate of Robert E. Lee High School (Springfield, Va.)

MAJOR - Biology major.

Hann's Career Stats


Receiving						
YR	G	No.	Yds.	Avg.	LG	YPG
2013	12	4	37	9.2	13	3.1
Totals	12	4	37	9.2	13	3.1

#31 Travis Hawkins

R-Junior ♦ OLB ♦ 6-2, 210

Chesapeake, Va.

Western Branch



ONE-YEAR LETTERMAN - Will provide depth at outside linebacker...spent the spring

playing at SAM OLB...will continue to give depth to the outside linebacker corps and could see action on special teams...tested well again in strength and conditioning trials and earned "Keydet" level status for the second straight year...had two tackles and a sack in the final spring scrimmage.

2013 - Played in all 12 games seeing a considerable amount of action on special teams...played a season-high 33 snaps against Virginia...lettered for the first time...had one against Richmond and Gardner-Webb.

2012 - Came to the team as an invited walk-on. Played the last four games of the season (Gardner-Webb, Stony Brook, The Citadel, and Liberty) and was credited with three tackles.

2011 - Did not see game action.

HIGH SCHOOL - A graduate of Western Branch High School in Chesapeake, Va.

MAJOR - Economics and business major.

Hawkins' Career Stats

Defensive											
YR	G	T/A	Tot.	QBS	TFL-Y	FR	FF	PD	Int.	Yds.	TD
2012	4	3/0	3	0	0	0	0	0	0	0	0
2013	12	1/3	4	0	0	0	0	0	0	0	0
Totals	16	4/3	7	0	0	0	0	0	0	0	0



#92 Walker Hays

Sophomore ♦ DL ♦ 6-1, 265
Vestavia Hills, Ala.
Vestavia Hills

ONE-YEAR LETTERMAN - Should solidify his role as a defensive line regular

this season after seeing action as a true freshman...listed on the post spring depth chart at no. 2 nose tackle but should be on the field plenty in the rotation...had a tackle-for-loss for 5 yards in the spring scrimmage.


2013 - Played as a true freshman and lettered...saw action in all 12 games as a reserve at defensive tackle...logged a tackle in both the Richmond and Gardner-Webb games...was on the field on 20 plays (season-high) against Gardner-Webb.

HIGH SCHOOL - Attended Vestavia Hills (Ala.) High School... three-year and 37-game starter; two years at DT and one at OT...graded 94% as an offensive lineman and allowed no sacks...FBU Top Gun and Gatorade Defensive Lineman of Camp...Birmingham News All-Metro Football Team and Key Player to Watch (2011 and 2012)...honoree at the 2012 Pat Patricks Best in High School Football...Over the Mountain Journal All-Star team and Birmingham News South All-Metro Team...Vestavia Hills Football Courage Award winner...led his team to a 10-3 record, Area Championships and Quarterfinals of State Playoffs.

MAJOR - Economics and business major.

Hays' Career Stats

Defensive											
YR	G	T/A	Tot.	QBS	TFL-Y	FR	FF	PD	Int.	Yds.	TD
2013	12	1/1	2	0	0	0	0	0	0	0	0
Totals	16	4/3	7	0	0	0	0	0	0	0	0



#67 Seth Hinton

R-Freshman ♦ K/P ♦ 6-0, 183
Blackstone, Va.
Nottoway

Listed on the depth chart at reserve punter...will give depth to the kicking game.


2013 - Did not see game action.

HIGH SCHOOL - Attended Nottoway High School (Blackstone, Va.)

MAJOR - Civil Engineering major.

#81 Chad Jacob

R-Freshman ♦ TE ♦ 6-3, 225
Mechanicsville, Va.
Atlee




Has emerged into the two-deep picture at tight end...listed on the post spring depth chart at no.2 tight end heading into fall camp...will see action this fall...caught a pass for seven yards in the final spring scrimmage.

2013 - Did not see game action.

HIGH SCHOOL - Attended Atlee High School (Mechanicsville, Va.)...

2012 Season Awards included: First Team Virginia Prep All-Region, First Team All-Capital District, Second Team All-Region (Richmond Times-Dispatch), Second Team All-State, All-Academic and team captain...had been all-academic the season prior as well...had 59 catches and averaged 16.3 yards per catch as a senior...posted 19 catches and three touchdowns as a junior...National Honor Society...Beta Club...Academic Excellence...Hanover County scholar.

MAJOR - Economics and business major.



#20 Alex James

Junior ♦ DB ♦ 5-11, 196
Stockbridge, Ga.
Woodland

TWO-YEAR LETTERMAN - Returning starter at free safety...has two years starting experience...one of eight players to attain "Keydet" level strength testing...had two tackles and an interception in the first spring scrimmage...should be a leader in the secondary...the leading returning tackler on the team.

2013 - Played and started all 12 games at free safety...was on the field for 830 plays which was second most on the team...ranked second on the team in total tackles with 80...averaged 14.0 tackles over the first three games of the season and had 15 in the season opener against Richmond...posted tackles for losses against Charleston Southern and Gardner-Webb and also broke up passes against both teams

2012 - Appeared in all 11 games and gradually saw his playing time increase as the season progressed...earned his first letter...finished with four tackles and had two tackles-for-loss

HIGH SCHOOL - Team Co-Captain - Junior & Senior Year...First Team Defense All-Region 3-AAAA (Division A) as a senior...Henry County, Ga. "Friday Night Stars", spring game "True Gift" award, Wolfpack "Iron Man" award all during senior season...Honorable Mention All-Region 3-AAAA (Division A) and NUC 100 Invite as a junior...three-year varsity letterwinner, also lettered three years in track.

PERSONAL - Biology major.

James' Career Stats

Defensive											
YR	G	T/A	Tot.	QBS	TFL-Y	FR	FF	PD	Int.	Yds.	TD
2012	11	3/0	3	0	1.0-3	0	0	0	0	0	0
2013	12	36/44	80	0	1.5-4	0	0	2	0	0	0
Totals	23	39/44	83	0	2.5-7	0	0	2	0	0	0



#11 Darrian Johnson

R-Sophomore ♦ WR ♦ 5-8, 180
Fredericksburg, Va.
Stafford

Looking to expand role in the receiving corps...vying for a spot in the two-deep at H...showed his capability for the big play with a 20-yard catch in the first scrimmage and a 25-yarder in the final spring scrimmage.

2013 - Saw limited duty but played as a redshirt freshman...did not see action in the first two games but then played in nine consecutive games with a season-high 13 plays against Coastal Carolina...caught one pass against both Robert Morris and Coastal Carolina.

2012 - Did not see game action.

HIGH SCHOOL - Attended Stafford High School (Fredericksburg, Va.)

MAJOR - Civil Engineering major.

Darrian Johnson's Career Stats


Receiving							
YR	G	No.	Yds.	Avg.	LG	TD	YPG
2013	10	2	6	3.0	6	0	0.6
Totals	10	2	6	3.0	6	0	0.6



James Fruehan



Damian Jones



#7 Damian Jones

R-Sophomore ♦ DB ♦ 6-1, 190
Richmond, Va.
Hermitage

Returning starting cornerback...should continue development after his first full season on the field...one of three returning starters in the secondary...made two tackles in the first spring scrimmage and had one solo stop in the final spring scrimmage.

2013 – Started all 12 games at cornerback...lettered for the first time...posted 50 tackles on the season – one of 10 players to pile up at least that many stops on the defensive unit...34 of his tackles were solo... had a season-high 10 tackles against Robert Morris with a half tackle-for-loss for four yards...also intercepted a pass against Robert Morris...had seven tackles against Charleston Southern and seven tackles against Presbyterian.

2012 – Did not see game action.

HIGH SCHOOL - Graduate of Hermitage HS in Richmond, Va...High School/Personal: Two-year varsity starter...GPA: 3.7...Second Team All-Metro, All-Region DB and returner; Best Skills Player as a senior...Honorable Mention Utility, part of state runner-up as a junior...two-time All-District, two-time All-Academic...led team in interceptions as a junior and senior...team was three-time district champions and two-time regional champions.

MAJOR - Civil Engineering major.

Damian Jones' Career Stats

Defensive

YR	G	T/A	Tot.	QBS	TFL-Y	FR	FF	PD	Int.	Yds.	TD
2013	12	34/16	50	0	0.5-4	0	0	6	1	2	0
Totals	12	34/16	50	0	0.5-4	0	0	6	1	2	0



#29 Zach Jones

R-Junior ♦ WR ♦ 5-10, 180
Lynchburg, Va.
Trinity Episcopal

Will add depth to the receiving corps...has also worked out on special teams and had reps at long snapper...set a strength and conditioning record with 45 consecutive pull-ups...always eager to contribute any way he can.

2013 – Did not see game action.

2012 – Did not see game action.

2011 – Joined the team in the fall but did not see game action.

HIGH SCHOOL – A graduate of Virginia Episcopal School in Lynchburg, Va.

MAJOR – History major.



#25 Alex Keys

R-Sophomore ♦ DB ♦ 5-11, 200
Rocky Mount, Va.
Franklin County

TWO-YEAR LETTERMAN - Veteran defensive back with two years of substantial playing experience...had another outstanding year of conditioning and was one of three to achieve elite "Iron Keydet" award level...projected in the two-deep at strong safety...intercepted a pass in the first spring scrimmage.

2013 – Started all 12 games at cornerback...lettered for the first time...posted 23 solos and 20 assists for 43 stops...had at least one tackle in all but one game...credited with six solo tackles and two assists against Gardner-Webb with a tackle for loss for 5 yards and a forced fumble...also made five tackles each against North Greenville, Virginia, Charleston Southern, and Coastal Carolina...broke up passes against Charleston Southern and Coastal Carolina.

2012 – Did not see game action.

HIGH SCHOOL – A graduate of Franklin County (Va.) HS...Senior - Team Captain...Crunch Magazine Player of the Week...Second Team All-District Running Back...First Team All-District Free Safety...First Team All-District Kick Returner...special teams - Averaged at least two tackles per game on special teams alone junior and senior year...junior - Broke school single game rushing and carry record...finished the season with over 1,100 yds rushing...received WVDBJ 7 Player of the Week Award...First Team All-District Running Back...Second Team All-Region (RB)...Crunch Magazine Player of the Week...sophomore - Started at cornerback for the varsity team in 10 games...also played wide receiver...named a Sizzling Sophomore from Times Land and Earned Second Team All-District honors...went 9-3 all three years as a varsity starter...played in six playoff games in those three and hosted first playoff game in school history.

MAJOR - Biology major.

Keys' Career Stats

Defensive

YR	G	T/A	Tot.	QBS	TFL-Y	FR	FF	PD	Int.	Yds.	TD
2013	12	23/20	43	0	2.0-6	0	1	2	0	0	0
Totals	12	23/20	43	0	2.0-6	0	1	2	0	0	0





#69 Joe Kluckowski

R-Sophomore ♦ OL ♦ 6-8, 310
Winchester, Va.
Sherando

Competing for a spot on the offensive line at right tackle...will give depth to the offensive line...has worked out at both guard and tackle.....father Ed is VMI Class of 1983 and lettered four years in basketball.

2013 – Did not see game action.

2012 – Did not see game action.

HIGH SCHOOL – A graduate of Sherando High School (Winchester, Va. area).

MAJOR – Civil Engineering major.



Alex James



#89 Andrew Lewis

Sophomore ♦ TE ♦ 6-5, 230
Snellville, Ga.
Greater Atlanta Christian

ONE-YEAR LETTERMAN – Will likely be on the field when the Keydets employ a tight end in the formation...slated to start at tight end after a productive spring practice...played as a true freshman...looking to increase his role this season.


2013 – Played in 11 of 12 games seeing his first college action against Glenville State...saw action as reserve receiver and special teams...played 34 snaps against Coastal Carolina...lettered as a true freshman.

HIGH SCHOOL – Graduate of Greater Atlanta Christian (Ga.)...football team captain and leadership council, Gwinnett Touchdown Club Player of the Month (2012)...Cecil Morris Award from Gwinnett TD Club...National Honor Society...Beta Club...four-year letterwinner in basketball, where he played for the two-time state champions and was on the all-county academic team.

MAJOR – Biology major.



Alex Keys



#47 Caleb Lindsey

Junior ♦ LB ♦ 6-1, 220
Ashburn, Va.
Broad Run

Coming off a spring practice where he snagged the top spot at will linebacker...a projected starter at inside linebacker...was active in the spring scrimmages with three solos, one assists and a tackle-for-loss in the first scrimmage and had six tackles in the second spring scrimmage...looking to have an impact in his first full season as a starter.

2013 – Played in the first four games before having his season curtailed by injury...recorded six solo tackles and six assists...intercepted a pass and returned it 16 yards against North Greenville...had a tackle for loss for 13 yards against Glenville State.


2012 – Saw limited action in just three games (Chowan, Richmond, Navy) and appeared in 21 plays, 14 against Richmond...credited with a tackle.

HIGH SCHOOL – A graduate of Broad Run High School in Ashburn, Va...senior - Team Captain...Cedar Run District Def. POTY...First Team All-District and All-Region (Va. Preps)...Second Team All-State (Va. Preps)...All-Metro Honorable Mention...junior - All-Dulles District First Team...Defensive Lineman of the Year (Broad Run)...All-Metro Honorable Mention...sophomore - All-State Underclassman Team...state champions - Va. AA Division 4...four-year honor roll student...three uncles had careers in the Navy, while one did so in the Air Force.

MAJOR - Psychology major.

Lindsey's Career Stats

Defensive											
YR	G	T/A	Tot.	QBS	TFL-Y	FR	FF	PD	Int.	Yds.	TD
2012	3	0/1	1	0	0	0	0	0	0	0	0
2013	5	6/6	12	1.0	2.0-14	0	0	1	1	16	0
Totals	8	6/7	13	1.0	2.0-14	0	0	1	1	16	0



#26 Bradley Lipscomb

R-Sophomore ♦ LB ♦ 6-0, 217
Yanceyville, Va.
Yanceyville

ONE-YEAR LETTERMAN – Moved back to the defensive side of the ball during spring drills...has played both linebacker and offensive back during his career...brings speed and agility to the linebacker corps...took reps at Sam outside linebacker and is projected as starter this season...one of eight to attain Keydet status in spring testing.

2013 – Played at running back after being moved from linebacker in '13 spring drills...played in nine games seeing action first against North Greenville...rushed four times for 58 yards including a long of 55 yards which was VMI's longest rushing play in 2013...also had three tackles on special teams...lettered for the first time.

2012 – Did not see game action.

HIGH SCHOOL – A graduate of Bartlett-Yancey High School in Yanceyville, N.C...Three-year varsity, two-year starter...three-year Honor Roll member...team's leading tackler junior and senior seasons...two-time First Team All-Conference...First Team All-Region (junior)...two-time First Team All-Metro (junior/senior)...All-State Honorable Mention (junior)...two-time Defensive MVP (sophomore/junior)...2011 Scout.com South Showcase - Overall/Defensive MVP...2010 - 94 tackles (18 for a loss), 7.5 sacks, four forced fumbles and two blocked punts...2011 - 109 tackles (10 for a loss), three forced fumbles...four-year varsity in track, two-time All-Conference and All-Metro, made 2A State finals twice.

MAJOR - Biology major.



Lipscomb's Career Stats

Defensive

YR	G	T/A	Tot.	QBS	TFL-Y	FR	FF	PD	Int.	Yds.	TD
2013	10	2/1	3	0	0	0	0	0	0	0	0
Totals	10	2/1	3	0	0	0	0	0	0	0	0

Rushing

YR	G	No.	Yds.	Avg.	LG	TD	YPG
2013	10	17	79	4.6	55	0	7.9
Totals	10	17	79	4.6	55	0	7.9

Receiving

YR	G	No.	Yds.	Avg.	LG	TD	YPG
2013	10	3	3	1.0	3	0	0.3
Totals	10	3	3	1.0	3	0	0.3



#96 Seth Mallory

R-Sophomore ♦ DL ♦ 6-3, 251

Williamsburg, Va.

Warhill

Will give depth to the defensive line...worked out at right end in the spring...has added 15 pounds since coming to the team.

2013 – Did not see game action.

HIGH SCHOOL – Attended Warhill HS in Williamsburg, Va.

MAJOR – History major.



#75 Andy Marcotte

R-Senior ♦ OL ♦ 6-8, 325

Williamsburg, Va.

Lafayette

THREE-YEAR LETTERMAN – Could contend for all-conference honors...three-year

starter on the offensive line...will be a leader on the team...slated to start again at right tackle...was a big reason for VMI's improved rushing numbers...looking ahead to a big senior season...tested in the upper group Red/Yellow in strength and conditioning...set a team record with a 635 lb. squat.

2013 – Started all 12 games at right tackle...one of two offensive linemen to see over 800 plays on the year...lettered for the third time.


2012 – Started all 11 games at right tackle and was a steady force on a unit that saw much transition during the year...was in on 734 plays – the most for any offensive lineman...lettered for the second time.

2011 – Played in five games and lettered...Saw action on 125 snaps with all but four plays coming in games two through five...played against William & Mary, Richmond, Akron and Coastal Carolina...made lone start at Akron and played 61 snaps.

2010 – Did not see game action.

HIGH SCHOOL – Team captain...three-year letterman...two-time First Team All-District, Second Team All-Region, All-Daily Press Team and All-Virginia Gazette Team...All-757 team...four-year honor roll...three-year Ironman Award (weightlifting).

MAJOR – Economics and Business major.



#40 Hunter Marshall

R-Freshman ♦ RB ♦ 5-10, 184

Radford, Va.

Radford

Will give depth to the offensive backfield...came to the team as a walk-on...rushed four times for 16 yards in the final spring scrimmage...listed as a reserve at running back.

2013 – Did not see game action.

HIGH SCHOOL – Attended Radford (Va.) High School.

MAJOR – Mechanical Engineering major.



#84 Calvin Michie

R-Freshman ♦ WR ♦ 6-2, 185

Woodbridge, Va.

Forest Park

Took a redshirt year last season...had a good spring and landed a spot on the two-deep at X wideout...caught an eight yard pass in the final spring scrimmage...has one of the fastest 40-yard times on the team and ran a 4.44 in one of the spring tests.

2013 – Did not see game action.

HIGH SCHOOL – Four-year letterwinner at WR for Forest Park HS...also lettered in track and ran a leg on the state's top-ranked 4X200-meter relay team.

MAJOR – Economics and business major.



#24 Chap Michie

R-Junior ♦ DB ♦ 6-3, 187

Richmond, Va.

Douglas Freeman

Projected in the two-deep at free safety and will back up there to start the season...made progress in spring drills and got plenty of reps...saw limited game action as a true freshman...credited with five total tackles in the spring scrimmages.

2013 – Saw action in one game (Virginia) when he was on the field for 13 plays...had a solo tackle against Virginia.

2012 – Did not see game action.

2011 – Did not see game action.

HIGH SCHOOL – A graduate of Douglas Freeman High School in Richmond, Va.

MAJOR – Applied Mathematics major.

Chap Michie's Career Stats

Defensive

YR	G	T/A	Tot.	QBS	TFL-Y	FR	FF	PD	Int.	Yds.	TD
2013	1	1/0	1	0	0	0	0	0	0	0	0
Totals	1	1/0	1	0	0	0	0	0	0	0	0



Andy Marcotte



#73 Connor Mildrum

R-Sophomore ♦ DL ♦ 5-11, 250

Richmond, Va.
Glen Allen

Continues to work out on the defensive line

and is listed at reserve nose tackle.

2013 – Did not see game action.

2012 – Did not see game action.

HIGH SCHOOL – A graduate of Glen Allen (Va.) High School.

MAJOR – Civil Engineering major.



#61 Stephen Miller

R-Freshman ♦ OL ♦ 6-2, 275

Brentwood, Tenn.
Brentwood

Came to the team as an invited walk-

on...will give depth to the offensive line...saw plenty of reps in the spring and grabbed a spot in the two-deep at right tackle behind Andy Marcotte.

2013 – Did not see game action.

HIGH SCHOOL – Attended Brentwood (Tenn.) Academy.

MAJOR – Economics and business major.



#65 Matt Milner

R-Freshman ♦ OL ♦ 6-2, 289

Chesapeake, Va.
Deep Creek

Joined the team last fall as an invited walk-


on...projected in the post spring depth chart at backup right guard...continues to refine technique and will give depth to the right side of the offensive line.

2013 – Did not see game action.

HIGH SCHOOL – Attended Deep Creek High School (Chesapeake,

Va.)

MAJOR – Biology major.



#19 Doug Moore

Junior ♦ DB ♦ 5-10, 190

Washington, D.C.

Friendship Collegiate

TWO-YEAR LETTERMAN – Has developed into an experienced veteran in the defensive backfield...will be in the two-deep again at left cornerback...tied for the defensive units lead in tackles with six tackles in the final spring scrimmage where he also broke up two passes...will also see action on special teams.

2013 – Played in all 12 games and earned his second letter...racked up 16 tackles and 12 assists for 28 total tackles...intercepted a pass at Virginia and returned it 39 yards...broke up five passes on the team which tied for second most on the defense...logged seven tackles in the opener against Richmond and six against Gardner-Webb...broke up two passes at Liberty and had a tackle-for-loss against Robert Morris...was on the field for 418 plays on the season.

2012 – Did not play the first six games of the season but was pressed into service in week seven against Coastal Carolina...played 46 snaps against Liberty and posted two solos and one assist and aided in a tackle for loss...lettered for the first time.

HIGH SCHOOL – A graduate of Friendship Collegiate (Washington, D.C.)...rated one of the top 25 players in Washington D.C. by SuperPrep and Rivals...team captain of #2 ranked team in the Washington D.C. area...Certificate of Achievement: Magna Cum Laude Award recipient junior and senior year...Chesapeake Bowl Game...All-Mid-Atlantic Team...2011 Stats: 83 tackles, six pass break-ups, four forced fumbles and two fumble recoveries.

MAJOR – Psychology major.

Moore's Career Stats

Defensive

YR	G	T/A	Tot.	QBS	TFL-Y	FR	FF	PD	Int.	Yds.	TD
2012	5	2/1	3	0	0.5-1	0	0	0	0	0	0
2013	12	16/12	28	0	1.0-1	0	0	6	1	39	0
Totals	17	18/13	31	0	1.5-2	0	0	6	1	39	0



#63 Nate Murray

R-Junior ♦ OL ♦ 6-3, 325

Melbourne, Fla.

Satellite

TWO-YEAR LETTERMAN – Returning starter on the offensive line...one of three veteran linemen with substantial starting experience...has developed into a steady and consistent performer as his playing time has increased...slated to return to starting right guard this season...16 career starts on the offensive line.

2013 – Started all 12 games at right guard...lettered for the second time...helped VMI with improved rushing numbers and 100+ yard games for VMI backs...saw the most snaps of any offensive lineman with 818.

2012 – Missed the opener at Delaware State before playing the last 10 games of the season...saw playing time increase as the year progressed...made two starts at left guard (Richmond, Liberty) and two starts at right guard...lettered for the first time.


2011 – Did not see game action.

HIGH SCHOOL – A graduate of Satellite High School in Melbourne, Fla...two-year letterman, two-year starter on both OL and DL...team Captain as a Senior...Iron Scorp Club 2010 (top lifter with 1065 lbs. in squat, clean, bench)...All-Florida District 11 2010, All-Cape Coast Conference Team 2010 (OL)...Brevard County All-Star 2010 (OL/DL)...regional finalist in track & field 2010 - shot and discus.

MAJOR – History major.



Nate Murray



#99 Joe Nelson

R-Sophomore ♦ DL ♦ 6-3, 265

Hampton, Va.

Tabb

ONE-YEAR LETTERMAN

– Showed great potential in his first year on the field and could contend for all-conference honors during his career...should help lead the defensive line at nose tackle...recorded three tackles and a sack with a safety in the first spring scrimmage...finished the final spring scrimmage with four tackles...slated to start again at nose tackle.

2013 – Played in all 12 games making starts in all contests at nose tackle...was second among Keydet defensive linemen with 56 tackles...was second among Keydet defensive linemen in tackles-for-loss with 4.5 for 16 yards...top games included nine tackles against North Greenville at eight against Charleston Southern...also made seven tackles including 1.5 TFL for seven yards against Gardner-Webb...lettered for the first time.

2012 – Did not see game action.

HIGH SCHOOL – A graduate of Tabb High (Hampton, Va.)

MAJOR - English major.

Nelson's Career Stats

Defensive											
YR	G	T/A	Tot.	QBS	TFL-Y	FR	FF	PD	Int.	Yds.	TD
2013	12	12/44	56	1-5	4.5-16	0	0	1	0	0	0
Totals	12	12/44	56	1-5	4.5-16	0	0	1	0	0	0



#37 Dakota Nicely

R-Junior ♦ LB ♦ 6-1, 230

Clifton Forge, Va.

Alleghany

Had a good off-season conditioning program and was one of 10 to attain Red/Yellow level – one of the top four designations...will give depth to the linebacking corps...took reps at Mike inside linebacker...credited with two tackles in the first spring scrimmage.

2013 – Played in 10 contests ...was on the field for a season-high 32 plays against Virginia when he had four tackles.

2012 – Did not play in the first two games and made his season debut against Richmond...played a season-high 17 snaps against Coastal Carolina and had two tackles.

2011 – Did not see game action.

HIGH SCHOOL - A graduate of Alleghany High School in Clifton Forge, Va.

MAJOR - Economics and business major.

Nicely's Career Stats

Defensive											
YR	G	T/A	Tot.	QBS	TFL-Y	FR	FF	PD	Int.	Yds.	TD
2012	4	1/2	3	0	0	0	0	0	0	0	0
2013	10	0/6	6	0	0	0	0	0	0	0	0
Totals	14	1/8	9	0	0	0	0	0	0	0	0



#82 Matthew Nicholson

Sophomore ♦ WR ♦ 6-2, 180

Front Royal, Va.

Warren County

ONE-YEAR LETTERMAN

– Emerged as a standout receiver in his first season as a true freshman...showed he could produce big plays...great hands and focus on the ball...will compliment Sam Patterson well to form a capable tandem in the starting receiving slots...slated to start at one wideout position...caught a 10-yard touchdown pass in the second spring scrimmage.

2013 – Played in all 12 games with starts against Liberty and Gardner-Webb...caught 14 passes for 269 yards...was second on the team in TD receptions with four scoring catches...averaged 19.2 yards per catch – the highest on the team...hauled in a 39-yard Hail Mary pass to force overtime against Robert Morris...caught a season and career-high five aeriels for 86 yards against Robert Morris...his 61-yard catch and run from quarterback A.J. Augustine against Presbyterian was the longest play from scrimmage for VMI in 2013...lettered as a true freshman.

HIGH SCHOOL - As a senior, was First Team All-District as a wide receiver and a defensive back...had 356 yards on 26 catches and seven touchdowns...also averaged 21 points per game for the basketball team...in 2011, was Second Team All-District as a DB...made 14 catches as a WR that season as well...All-State as a long jumper for the track and field program.

MAJOR - Biology major.

Nicholson's Career State

Receiving							
YR	G	No.	Yds.	Avg.	LG	TD	YPG
2013	12	14	269	19.2	61	4	22.4
Totals	12	14	269	19.2	61	4	22.4



#80 Sam Patterson

Junior ♦ WR ♦ 6-5, 215

Keswick, Va.

Monticello

TWO-YEAR LETTERMAN

– Had a breakout season last year that earned him all-conference honors...will look to continue that performance in his junior season...had another strong spring practice catching a 65-yard yard touchdown pass on the first play of the first spring scrimmage and catching three passes for 69 yards in the second spring scrimmage...will be a top performer in the receiving corps.

2013 – Named Second Team All-Big South...played in all 12 games and finished with 38 catches for a team-leading 646 yards...averaged 17.0 yards per reception...was second in Big South in TD catches with 8 and fifth in receiving...caught at least one pass in all 12 games and snagged a touchdown reception in 5 consecutive games and had 7 TD catches over the last 7 games of the season...caught 7 passes for 161 yards and two scores at Presbyterian...

caught 4 passes for 109 yards and a TD the next week at Coastal Carolina...seven games of at least three receptions...his eight TD catches were the most since Mark Stock who had eight in 1986.

2012 – Played in 10 games and caught six passes for 61 yards...caught his first two passes against Charleston Southern including a season-long 17 yarder...also snagged a 16-yard pass against Gardner-Webb...lettered for the first time.

HIGH SCHOOL – A graduate of Monticello High School (Keswick, Va.)...two-year Honor Roll...four-year offense varsity starter (WR/TE)...three-year defensive varsity starter (DE/LB)...First Team All-Region as WR, Second Team as a DE (Senior)...All-District First Team as a senior, both at WR and DE...team's leading receiver for final three HS years...four-year varsity baseball starter...All-State and All-Conference as a junior.

MAJOR – Economics and Business major.

Patterson's Career State

Receiving							
YR	G	No.	Yds.	Avg.	LG	TD	YPG
2012	10	6	61	10.2	17	0	6.1
2013	12	38	646	17.0	42	8	53.8
Totals	12	44	707	16.1	42	8	32.1



#78 Chad Reed

R-Sophomore ♦ OL ♦ 6-6, 320

Dover, Pa.

Dover

Will be in the two-deep scenario on the offensive line...has worked to get in a position to help the depth picture...one of the biggest linemen on the roster...listed on the post-spring depth chart at no. 2 left guard heading into fall camp.

2013 – Did not see game action.

2012 – Did not see game action.

HIGH SCHOOL – A graduate of Dover (Pa.) High School...2011 Heavyweight Division Lift-A-Thon Champion of the Football Team...two-time First Team Division 2 All-Star...chosen as Hot 100 Junior by Big 33, also nominated for senior version the following year...nominated for Pennsylvania Scholastic Football Coaches Association East/West Game senior year...two-star ranking by ESPN, ranked 79th in state and regionally 182nd (OT) and 285th (all positions).

MAJOR – Psychology major.



Sam Patterson



#38 Alijah Robinson

Sophomore ♦ DB ♦ 6-0, 185

Waldorf, Md.

North Point

ONE-YEAR LETTERMAN – Enters 2014

as a projected starter at strong safety this fall...played well as a true freshman and is looking to build on his experience...also plays special teams...qualified in points for Red/Yellow group status in strength and conditioning testing.

2013 – Played in all 12 games as a true freshman and lettered after seeing action in 492 plays...had 14 solo tackles and seven assists for 21 total tackles...broke up two passes on the season...had three solos and two assists for five total tackles against The Citadel.

HIGH SCHOOL – Attended North Point High School (Waldorf, Md.)...as a senior, was First Team All-County and Second Team All-Southern Maryland Athletic Conference (SMAC)...team captain...two-way starter at cornerback and running back...69 carries for 450 yards and seven touchdowns...one interception and 30 tackles...returned missed field goal 107 yards for a touchdown...received 2012 North Point HS Defensive Back Award...selected to the Chick-Fil-A Prince George County vs. SMAC All-Star Football Game.

MAJOR – Economics and business major.

Robinson's Career Stats

Defensive											
YR	G	T/A	Tot.	QBS	TFL-Y	FR	FF	PD	Int.	Yds.	TD
2013	12	14/7	21	0	0	0	0	2	0	0	0
Totals	12	14/7	21	0	0	0	0	2	0	0	0



#66 Iyan Roseborough

R-Sophomore ♦ OL ♦ 6-3, 325

Jenkinsville, S.C.

Fairfield Central

ONE-YEAR LETTERMAN – Will help anchor the left side of the offensive line...a returning player with starting experience and looking to move into the full-time starter status this fall...projected to start at left guard.

2013 – Played in 11 of 12 games missing only the Liberty contest in November...on the field for 325 snaps...lettered...made starts against Richmond, Glenville State and Bucknell.

2012 – Did not see game action.

HIGH SCHOOL – A graduate of Fairfield Central High School (Jenkinsville, S.C.)...four-year varsity letterman...All-State...All-Region...ranked #31 by ESPN - all athletes in South Carolina...member of FBLA, DECCA, Student Government, and the Principle Student Body Counsel.

MAJOR – Mechanical Engineering major.





#85 Aaron Sanders

Sophomore ♦ WR ♦ 6-2, 185
Stafford, Va.
Brooke Point

ONE-YEAR LETTERMAN - Will be in the mix at wide receiver...lettered as a true freshman last year...will work out of Z wideout and is in the two-deep rotation...led all receivers with five catches for 70 yards and a 29-yard TD catch in the final spring scrimmage.

2013 - Played in all 12 games seeing action at wideout and special teams...caught at least one pass in nine of 12 games...finished the year with 16 catches for 193 yards...caught three passes for a season-high 49 yards including a 32-yarder against Presbyterian...got a coaches' high grade against Gardner-Webb after making two key receptions that sustained drives...had three catches for 24 yards against The Citadel in the Military Classic of the South.

HIGH SCHOOL - Attended Brooke Point High School (Stafford, Va.)...three-year letterman in football and two-year letterman in basketball...2012 Free-Lance Star Week 11 Player of the Week...2012 All-Area and All-District as both a WR and LB...2012 Virginia Preps Honorable Mention All-Region (VWR)...had 38 catches and 10 touchdowns, along with 67 tackles, five forced fumbles, three fumble recoveries and five interceptions...Navy ROTC.

MAJOR - Psychology major.

Sanders' Career State

Receiving							
YR	G	No.	Yds.	Avg.	LG	TD	YPG
2013	12	16	193	12.1	32	0	16.1
Totals	12	16	193	12.1	32	0	16.1



#23 Cody Shirley

R-Sophomore ♦ RB ♦ 5-9, 205
Knoxville, Tenn.
Knoxville Catholic

ONE-YEAR LETTERMAN - Has been limited by injury throughout his career...working to get back and make a contribution on the field...will give the running back corps depth if he can get back to form...has game experience.

2013 - Did not see game action due to injury.

2012 - Played in nine games on the season and rushed for 58 yards on 18 carries and caught 11 passes for 53 yards...made college debut against Richmond in week three...rushed for a season-high 19 yards against Presbyterian...caught three passes in the Richmond and Liberty games...scored on a three-yard touchdown run against The Citadel...lettered on the season.


HIGH SCHOOL - Over final two high school seasons, rushed for 871 yds. and ten touchdowns while making 88 tackles with one interception (returned for TD)...nominated All District 4-AAA TSSAA in 2009 and was the starting fullback and outside linebacker for the state champions Knoxville Catholic...2010: Finished 11th overall - Nike Combine in Pittsburgh, Pa. out of over 500 athletes...listed as Top Talent in TN - Football Time in TN Magazine...member of the 2009 State Runner-up team in baseball.

MAJOR - Economics and business major.

Shirley's Career Stats

Rushing							
YR	G	No.	Yds.	Avg.	LG	TD	YPG
2012	9	18	58	3.2	10	1	6.4
Totals	9	18	58	3.2	10	1	6.4

Receiving							
YR	G	No.	Yds.	Avg.	LG	TD	YPG
2012	9	11	53	4.8	15	0	5.9
Totals	9	11	53	4.8	15	0	5.9



#41 Logan Staib

R-Senior ♦ OLB ♦ 6-1, 241
Midlothian, Va.
Monacan

THREE-YEAR LETTERMAN - Will be a leader on the defense...could be considered for all-conference...returning starter with substantial game experience...attained "Iron Keydet" level - one of just four players to qualify for that in testing...will start at outside linebacker "Sam"...had three tackles including a tackle for loss in the final spring scrimmage.

2013 - Started nine games at inside linebacker...made seven consecutive starts at mid-season...finished fourth on the team in tackles with 69...tied for the team lead in tackles-for-loss with 6.5 for 19 yards...posted a season-high 14 tackles against The Citadel in the Military Classic of the South...credited with nine tackles against Robert Morris...recovered a fumble against Gardner-Webb...broke up passes against Richmond and Bucknell.

2012 - Played and started in all 11 games and tied for third on the team in tackles with 73 tackles on 34 solos and 39 assists...tied for second on the team in tackles for loss with 7.5 for 19 yards...recovered two fumbles (Navy, Chowan) to co-lead the defense...posted double-digit back-to-back tackles with 10 against Richmond (1.5 TFL-3 yards) and Navy with nine solos and two assists...broke up two passes against Chowan to go with his nine tackles...lettered for the second time.

2011 - Put up big numbers on the season and played all 11 games with five starts...made his first college start in the Akron game before returning to the starting lineup for the last four games of the year...compiled 47 tackles including 28 solos...posted a season-high 14 tackles against The Citadel including 11 solo hits...also recovered a fumble against The Citadel and had 1.5 tackles-for-loss for 5 yards...posted a sack for three yards against Charleston Southern...intercepted a pass which halted a William and Mary scoring drive and returned the errant throw 10 yards...posted nine tackles at Richmond and seven tackles in the season finale against Gardner-Webb...lettered for the first time.

2010 - Did not see game action.

HIGH SCHOOL - 2009 Southern Virginia's Army Ironman of the Year (Two-way player award)...First Team Dominion District Defensive Back 2009 (unanimous)...Second Team Dominion District Punter...Second Team All-Metro Defensive Back 2009...All-District All-Academic Team 2009...started as quarterback, safety, and punter in all games of the 2009 season - threw 79 completions for 1300 yards and 11 touchdowns, while running for seven touchdowns...assisted in 66 tackles as safety, 30 of those solo tackles...averaged 35 yards per punt...4.0 student and member of the National Honor Society, Beta Club and FCA...All-District outfielder in baseball.


MAJOR - Electrical Engineering major.

Staib's Career Stats

Defensive										
YR	G	T/A	Tot.	QBS	TFL-Y	FR	FF	PD	Int.	Yds.
2011	11	28/19	47	1.0	2.5-8	1	0	3	1	10
2012	11	34/39	73	0	7.5-19	1	2	4	1	0
2013	11	33/36	69	0.5	6.5-19	1	0	2	0	0
Totals	33	95/94	189	1.5	16.5-46	3	2	9	2	10



Logan Staib



#22 Taylor Stout

Sophomore ♦ RB ♦ 6-0, 180

Midlothian, Va.

Midlothian

ONE-YEAR LETTERMAN -

Another player who lettered as a true freshman last year after seeing considerable action on special teams...will expand his role and likely to continue to return kicks this season...will give depth to the running back position...rushed seven times for 30 yards in the opening scrimmage and four times for 12 yards in the final scrimmage.

2013 – Served primarily as a kick returner and returned 16 kicks for 310 yards – the second most yardage on the team...averaged a team-leading 19.4 yards per kick return...had a season-long 32-yard kick return against Bucknell in the season finale...lettered as a true freshman.

HIGH SCHOOL – Attended Midlothian (Va.) High School... three-year varsity running back...All-District (Dominion)...Academic All-District...Dominion District All-Metro for Track and Field...All-Region Track and Field.

MAJOR – Economics and Business major.

Stout's Career Stats

Rushing							
YR	G	No.	Yds.	Avg.	LG	TD	YPG
2013	12	1	0	0.0	0	0	0.0
Totals	12	1	0	0.0	0	0	0.0

Kickoff Returns

YR	Att.	Yds.	Avg.	LG	TD
2013	16	310	19.4	32	0
Totals	16	310	19.4	32	0



#32 Jon Strozyk

R-Freshman ♦ DB ♦ 6-0, 170

Knoxville, Tenn.

Powell

Will give depth to the cornerback position...looking to get on the field after a redshirt season as a true freshman year...had an interception and a pass break-up in the first spring scrimmage...worked out at right cornerback in spring practice.

2013 – Did not see game action.

HIGH SCHOOL – Attended Powell High School (Knoxville Tenn.)... two-time 5A All-State and three-time All-District...two-time All-KIL...Prep Extra First Team in 2012...2012 Tennessee East-West All-Star team...holds school record for career (21) interceptions and single-season interceptions (seven)...KNX Defensive Player of the Week...Joy 62 Player of the Game (four times)...team Defensive Player of the Year, MVP, best DB and Special Teams Player of the Year in 2012...earned team's defensive back award in 2011 and was freshman MVP in 2009...career state include 120 solo tackles, five forced fumbles and three blocked field goals to go with his 21 interceptions.


MAJOR – Biology major.



Taylor Stout



Jabari Turner



#13 Ryan Swingle

R-Freshman ♦ QB ♦ 6-3, 225

Haymarket, Va.

Battlefield

Invited walk-on who was a redshirt last year...took reps at quarterback in spring drills and will help depth at that position...working to get into the two-deep picture if he can continue to develop in preseason camp...completed eight of 13 passes for 106 yards and two touchdown passes in the final spring scrimmage – his touchdown strikes were 29 and four yards.


2013 – Did not see game action.

HIGH SCHOOL – Attended Battlefield High School (Haymarket, Va.)

MAJOR – Economics and Business major.



Aaron Sanders (L) and Matthew Nicholson (R) celebrate a 2013 touchdown.



#21 Jabari Turner

Senior ♦ RB ♦ 6-0, 210
Wakefield, Va.
Sussex Central

THREE-YEAR LETTERMAN - A veteran back with playmaking ability...looking to wrap up career with a strong senior season...will be a key component of the depth situation at running back...will start preseason competing for a spot in the two-deep...led all ground gainers in the final spring scrimmage with 48 yards on eight carries and a touchdown.

2013 - Played in eight of 12 games in 2013...lettered...had top game against Robert Morris when he carried 19 times for 91 yards and a touchdown and caught seven passes for 55 yards and finished with 146 all-purpose yards.

2012 - Led the team in rushing with 375 yards on 110 carries and topped the team with four touchdowns...was second on the team in receiving with 25 catches for 301 yards and two receptions...caught a swing pass for 81 yards against The Citadel which was VMI's longest play from scrimmage during the year...rushed for a season-long 71 yards on 20 carries and a touchdown against Presbyterian College...led the team in scoring with 36 points and also paced in total yardage with 676 and averaged 61.5 yards per game...rushed for 67 yards and caught six passes for 38 yards against Navy...lettered for the second time.

2011 - Played as a true freshman and lettered...saw action in 10 games getting on the field in all contests except the season finale against Gardner-Webb...gradually saw his playing time increase as the year progressed and ranked third on the team in rushing with 87 yards on 21 carries and one touchdown...carried a season-high 12 times for 48 yards and a touchdown against The Citadel...rushed three times for 15 yards including a nine-yard run against Presbyterian College...netted 12 yards on three carries against Coastal Carolina.

HIGH SCHOOL - A graduate of Sussex Central in Wakefield, Va.

MAJOR - Psychology major.


Turner's Career Stats

Rushing

YR	G	No.	Yds.	Avg.	LG	TD	YPG
2011	10	21	87	4.1	18	1	8.7
2012	11	110	375	3.4	20	4	34.1
2013	8	35	153	4.4	13	1	19.1
Totals	29	166	615	3.7	20	6	21.2

Receiving

YR	G	No.	Yds.	Avg.	LG	TD	YPG
2012	11	25	301	12.0	81	2	27.4
2013	8	12	68	5.7	15	0	8.5
Totals	19	37	369	10.0	81	2	12.7



#49 Kyle Vardo


R-Freshman ♦ RB ♦ 6-0, 218
Hayesville, N.C.
Hayesville

Returning redshirt freshman running back...worked out at the "B" back position in the spring...carried two times for nine yards in final spring scrimmage.

2013 - Did not see game action.

HIGH SCHOOL - A graduate of Hayesville (N.C.) High School...also played baseball.

MAJOR - History major.



#71 Jordan Veal

R-Sophomore ♦ OL ♦ 6-4, 305
Chesapeake, Va.
Western Branch

Should be in the two-deep mix on the offensive line...worked out at left tackle in the spring...continues to make strides in conditioning and could see playing time in the fall...looking forward to getting his first game experience.

2013 - Did not see game action.


2012 - Did not see game action.

HIGH SCHOOL - A graduate of Western Branch High School (Chesapeake, Va.)...First Team All-District, Second Team All-Tidewater (senior)...Second Team All-District (junior)...three-year letterman and varsity starter...four-year recipient of Virginia High School Academic Recognition Award...senior year team captain...two-time team Offensive Lineman of the Year.

MAJOR - Economics and Business major.



Top: John Washington
Above: Derrick Ziglar



#97 John Washington

R-Senior ♦ DE ♦ 6-2, 255

Midland, Va.

Liberty

THREE-YEAR LETTERMAN - Has developed into a dependable and consistent performer on the defensive line...returns

with two-plus years of starting experience...will anchor the right end of the defensive line...a big play capable competitor...won the "Super Iron Keydet" conditioning award given to the one player who tested highest in 2014 spring strength and conditioning drills...made three solo tackles in the first spring scrimmage.

2013 - Saw the second most plays on the team (behind only fellow line-man Justin Smith) with 830 snaps...had 44 total tackles and tied for team lead in tackles for loss with 6.5 for 30 yards...started the season with a year-high eight tackles against Richmond...was a key factor in the strong defensive game at Liberty with three solos, three assists, and 2.5 tackles for loss and also intercepted a pass and returned it four yards...cited by the coaching staff post-game awards for a strong game against Gardner-Webb with a forced fumble that led to an early score.

2012 - Played in all 11 games with one start in the season's final game against Liberty...had 26 tackles which included 4.5 tackles-for-loss and 2.5 sacks for 14 yards...highlight of the year was a fumble return for 70 yards and a touchdown against Charleston Southern which was VMI's third-longest play of the year and second longest scoring play of the season...finished the season with 12 tackles over his last two games with five tackles and a sack (-8 yards) against The Citadel and seven tackles with a sack (-1 yard) against Liberty...lettered for the second time.

2011 - Played in 10 games and lettered for the first time...missed the opener against Delaware State but gradually saw playing time increase culminating with a season-high 41 snaps against Gardner-Webb...had four tackles each in his first two games of the season against William & Mary and Richmond...had a sack for -8 yards against Richmond...posted three tackles against Coastal Carolina and a tackle-for-loss for one yard...on the field for 233 plays on the season.

2010 - Did not see game action.

HIGH SCHOOL - As a senior - 58 tackles - three TFL - 10 sacks - one forced fumble - five passes defended...three-year starter...team captain...First Team All-Evergreen District...All-Evergreen District Defensive Player of the Year...First Team All-Region...First Team All-State (AP, VAPREPS and VHSCA).

MAJOR - Economics and Business major.

Washington's Career Stats

Defensive											
YR	G	T/A	Tot.	QBS	TFL-Y	FR	FF	PD	Int.	Yds.	TD
2011	10	7/9	16	1.0	2.0-9	0	0	0	0	0	0
2012	11	10/16	26	2.5	4.5-23	1	2	0	0	0	0
2013	12	14/30	44	3.0	6.5-30	0	1	2	1	4	0
Totals	33	31/55	86	6.5	13.0-62	1	3	2	1	4	0



Darnell Ashton



#2 Deon Watts

Senior ♦ RB ♦ 5-11, 197

Powhatan, Va.

Blessed Sacrament

Huguenot

THREE-YEAR LETTERMAN - Could

combine with Derrick Ziglar to form a potent tandem at running back...has been used as both a receiver and running back throughout his career...offense will look to maximize his touches to take advantage of his running ability and versatility...led all ground gainers with 111 yards on 14 carries in the first spring scrimmage and ripped off a 48-yard burst on his final attempt of the day.

2013 - Played in 11 of 12 games - missing only the Robert Morris game...finished second on the team in rushing with 182 yards...caught 12 passes for 89 yards on the year...rushed 12 times for a season-high 45 yards and a touchdown in the season finale against Bucknell...caught four passes for 42 yards against Glenville State and three passes for 13 yards against Virginia...lettered for the third time.

2012 - Played in all 11 games and lettered for the second time...started the season at running back but moved to wide receiver at midseason to enhance his touches...caught nine passes for 115 yards on the season...opened the year with two catches for 28 yards including a 20-yarder against Delaware State...had a 14-yard run against Navy...closed out the season with four catches for 30 yards against Liberty...lettered for the second time.

2011 - Did not play the first four games...made college debut at Coastal Carolina and played the last seven games of the season...lettered...on the field for 27 plays for the last two games against Presbyterian College and Gardner-Webb...had best game against The Citadel where he made two tackles including one for loss and forced a fumble...blocked a kick against Gardner-Webb in the season finale.

HIGH SCHOOL - A graduate of Blessed Sacrament Huguenot in Powhatan, Va...Accolades as follows - Senior year - First Team All-Conference RB, LB and P...Defensive Player of the Year in conference...First Team All-State RB, LB and P...Second Team All-Metro Utility Player...Junior year - First Team All-Conference RB and P...First Team All-State RB...Honorable Mention All-Metro RB...Sophomore year - First Team All-Conference RB/LB...Defensive POTY in conference...Second Team All-Conference P...First Team All-State LB...Second Team All-State RB...Overall state - 329 carries, 2,943 yards, 39 TD, 31 receptions, 429 yards, seven TD's, 140 solo tackles, 97 assists, 237 total, 50.5 tackles-for-loss, six sacks, eight recovered fumbles, 11 interceptions.

MAJOR - Psychology major.

Watts' Career Stats

Rushing											
YR	G	No.	Yds.	Avg.	LG	TD	YPG				
2011	7	0	0	0	0	0	0				
2012	11	14	38	2.7	14	0	3.5				
2013	11	56	182	3.2	15	1	16.5				
Totals	29	70	220	3.1	15	1	7.6				

Receiving											
YR	G	No.	Yds.	Avg.	LG	TD	YPG				
2011	7	0	0	0	0	0	0				
2012	11	9	115	12.8	38	0	12.8				
2013	11	12	89	7.4	14	0	8.1				
Totals	29	21	204	9.7	38	0	7.0				

Defensive											
YR	G	T/A	Tot.	QBS	TFL-Y	FR	FF	PD	Int.	Yds.	TD
2011	7	2/1	3	0	1.0-2	0	1	0	0	0	0
2012	11	2/5	5	0	0	0	0	0	0	0	0
2013	11	1/1	2	0	0	0	0	0	0	0	0
Totals	29	5/5	10	0	1.0-2	0	1	0	0	0	0

Punt Returns					
YR	Att.	Yds.	Avg.	LG	TD
2011	1	17	17.0	17	0
Totals	1	17	17.0	17	0



Deon Watts



#48 John Wilkins

R-Sophomore ♦ WR ♦ 5-8, 165


Jane Lew, W.Va.
South Harrison

Invited walk-on who is working out at "Z" in the receiving corps...will give depth at wideout...had a 15-yard reception in the first spring scrimmage.

2013 – Did not see game action.

HIGH SCHOOL – Attended South Harrison High School (Jane Lew, W.Va.).

MAJOR – Mechanical Engineering major.



#45 Miller Williams

Senior ♦ LB ♦ 6-1, 220

Mountain Brook, Ala.
Mountain Brook

THREE-YEAR LETTERMAN – Will get the opportunity to start at inside linebacker this fall after serving as a capable reserve the last three years...slated to start at "Mike" ILB...had a great spring game and posted five tackles with a sack for five yards...looking to finish up with a big senior campaign.

2013 – Played in 11 of 12 games and lettered for the third time...missed only the season finale against Bucknell...saw action at reserve linebacker and special teams...posted a season-high five tackles against Glenville State...had tackles-for-loss against Charleston Southern and Gardner-Webb...intercepted a pass which halted a drive against Gardner-Webb.

2012 – Played in all 11 games and was on the field for 380 total plays playing at reserve inside linebacker and on special teams...finished with 35 total tackles and had four-for-loss (-9 yards)...had seven tackles against Richmond and six tackles against Coastal Carolina...credited with two tackles-for-loss against Charleston Southern...lettered for the second time.

2011 – Played in 10 games and lettered as a true freshman...saw most action on special teams...did not get on the field for the opener but made his college debut one week later against William & Mary...was in action for 73 plays on the season.

HIGH SCHOOL – A graduate of Mountain Brook High School in Mountain Brook, Ala...three-year starter with over 340 tackles...helped lead his team to the district semifinals his senior year...played in the AL/MS All Star game in Mobile December 2010...2010 Birmingham News All-Metro, Birmingham South All-Metro, South Lineman of the Year and Over the Mountain Football Team...permanent Team Captain for Mountain Brook...honoree at the 2010 Best in High School Football Pat Patrick Promotions Award Banquet...Birmingham All-Metro Team junior year, after having 127 tackles & one TD...awarded "Outstanding Athlete" his freshman year when he played football & baseball...member of Carpenter Hands Ministry through his church.

MAJOR – Civil Engineering major.

Williams' Career Stats

Defensive											
YR	G	T/A	Tot.	QBS	TFL-Y	FR	FF	PD	Int.	Yds.	TD
2011	11	0/0	0	0	0-0	0	0	0	0	0	0
2012	11	8/27	35	1.0	4.0-9	0	0	0	0	0	0
2013	11	7/19	26	0	1.0-3	0	0	1	1	0	0
Totals	33	15/46	61	1.0	5.0-12	0	0	1	1	0	0



#39 Derrick Ziglar

R-Junior ♦ RB ♦ 5-9, 230

Martinsville, Va.
Martinsville

TWO-YEAR LETTERMAN – Tough

dependable runner who has defined the backbone of the running game the last two years...a returning starter at tailback...was limited by injury for a part of spring ball but came back to rush for 27 yards on four carries in the final spring scrimmage...could put up big numbers again this season.

2013 – Led team in rushing and ranked fifth in the Big South with 69.8 yards per game...was third in the Big South in All-Purpose yards with 100.4 yards per game...had five rushing touchdowns which led team...rushed for a career-high 136 yards and a touchdown against Coastal Carolina and rushed for 126 yards and two touchdowns against Presbyterian...achieved both 100-yard games in back-to-back weeks...rushed for 109 yards against Glenville State...finished the year with 768 yards – the most by a VMI back since Howard Abegesah gained 954 in 2009.

2012 – Rushed for 239 yards which was second-most on the team and caught 18 passes for 116 yards...played in all 11 games and started at running back against The Citadel when he rushed for a season-high 51 yards on 11 carries and caught three passes for 22 yards...did not reach the end zone but made several plays to set up scoring drives...had four games (Charleston Southern, Stony Brook, The Citadel, Liberty) with four or more catches...caught a pass in nine of 11 games last year...lettered as a redshirt freshman.

2011 – Did not see game action.

HIGH SCHOOL – A graduate of Martinsville High School in Martinsville, Va.

MAJOR – Biology major.

Ziglar's Career Stats

Rushing							
YR	G	No.	Yds.	Avg.	LG	TD	YPG
2012	11	68	239	3.5	15	0	21.7
2013	11	148	768	5.2	34	5	69.8
Totals	22	216	1007	4.7	34	5	45.8

Receiving							
YR	G	No.	Yds.	Avg.	LG	TD	YPG
2012	11	18	116	6.4	18	0	10.5
2013	11	25	336	13.4	56	1	30.5
Totals	22	43	452	10.5	56	1	20.5



2014 Freshmen

Bradley Brown, OL

Martinsville, Va./Magna Vista - 6-4, 280

High School/Personal: 2013 All-Conference 3 I...all-district...All-Timesland...National Society for Black Engineers...Boy Scout...volunteers at local nursing home and at home church...intends to major in business and economics.

Allan Cratsenberg, ILB

Natrona, Pa./Highlands - 6-3, 220

High School/Personal: First Team All-State...two-time VND Defensive Player of the Year...three-time all-conference...National Honor Society...3.7 GPA...intends to major in business and economics.

Xavier Greenfield, DL

Martinsville, Va./Magna Vista - 6-0, 265

High School/Personal: Two-time team captain...three-time NUC OL MVP...two-time First Team Piedmont All-District...Second Team All-District...First Team All-Region...All-State Honorable Mention...2011 All-Timesland Sizzlin' Sophomore Team...three-year starter on offensive line...started both ways as a senior...2013-14 NUC North vs. South All-Star Game...three-time regional selection in track and field (shot put)...A-B honor through high school...BETA club...Academic Athlete Certificate...intends to major in biology.

Shavon Henderson, DL

Dyersburg, Tenn./Dyersburg - 6-3, 240

High School/Personal: First Team All-District 13AA in 2012...lettered four years in football...also lettered in track and competed in the 100 and 200 yard dashes...Tennessee Scholar...coached by Bart Stowe at Dyersburg High School...wants to major in Economics and Business.

Devin Johnson, DL

Gaston, S.C./Swansea - 6-1, 270

High School/Personal: Four-year starter on both OL and DL...All-Region IV as a senior...Midlands AAA Defensive Player of the Year...All-Lexington County...All-State 2012...North vs. South All-Star Game (Touchstone Energy Cooperation Bowl)...senior year stats included 47 1/2 tackles, 11 1/2 tackles for loss and 3 1/2 sacks...also was a wrestler and a track standout...state qualifier and North/South All-Star wrestler...lower state qualifier for track and holds school record in

shot put...brother Byron plays for Furman...intends to major in business and economics.

Brian Lipscomb, OLB

Hampton, Va./Kecoughtan - 6-3, 225

High School/Personal: Second Team all-conference...third team all-757...team captain...two interceptions as a senior...Army's Friday Night Lights Football Student-Athlete Special Recognition Award...athletic award for outstanding achievement in JV/varsity football and track...three-year letterman who intends to major in computer science.

Jade Maher, QB

Dunbar, Pa./Connellsville - 6-4, 190

High School/Personal: Four-year letterman and starter...two-year Foothills All-Conference player...all-county as a senior...threw for 30 career touchdowns...three-year letterman and two-year all-county in basketball...member of Penn State 4.0 club...Academic All-Star...two-year member of National Honor Society.

John Mobley, TE

Portsmouth, Va./Nansemond Suffolk - 6-4, 235

High School/Personal: Two-time first team all-conference and all-state as TE...first team all-state and two-time second team all-conference as DE...had 19 receptions and three TD's as a senior...two-year team captain...member of Isle of Wight Chamber of Commerce Leadership Institute...intends to major in English.

Tony Richardson, LB

Morgantown, W.Va./University - 6-3, 215

High School/Personal: First Team All-State, All-OVAC and TRAC...all-area team...#2-ranked player in W.Va...had 25 tackles and five sacks in 2013...posted 18 catches for 356 yards and three TD's...had 61.5 tackles the previous year to go along with 16 receptions...intends to major in business and economics.

Greg Sanders, DB

Cordova, Tenn./Christian Brothers - 5-10, 170

High School/Personal: Three-year starter...69 career tackles and 23 career receptions...14 career kick returns for 284 yards, including a school-record 97-yarder in 2012...blocked three field goals and had 54 tackles in 2013...also was a standout for the track team...4.1 GPA...three-

time member of the First Honor Roll...Spanish Club...National Honor Society...National Spanish Honor Society...CBHS Student Ambassador...Community Service...Bridge Builders of Memphis...intends to major in economics and business.

Chase Smith, OL

Lovettsville, Va./Woodgrove - 6-3, 280

High School/Personal: All-State...all-conference...three-year starter...intends to major in history.

Gabe Sutherland, DB

McLean, Va./McLean - 5-10, 200

High School/Personal: Two-time All-Northern Region...two-time All-Liberty District, twice as a LB and once as a RB...2013 All-Met Honorable Mention selection...plans to major in international studies.

Brice Tucker, WR

Hampton, Va./Bishop Sullivan Catholic - 5-10, 175

High School/Personal: Two-time All-State honoree, First Team as a junior and Second Team as a senior (RB)...second team all-district DB as a junior, when he was also the offensive team MVP...second team all-conference as a senior, when he won a state championship and ran for 876 yards and 11 touchdowns...as a junior, ran for 1288 yards and 15 TD's...won three state titles in track and field and was the school athlete of the year...Freedom Ford Player of the Week...spent time in Spanish Club and Latin Club...volunteered at Hampton Medical Center for disabled veterans all the way through high school.

Michael Williams, DB

Powder Springs, Ga./McEachern - 5-10, 170

High School/Personal: Three-year letterwinner...led team in pass breakups in 2013 when team went to state semifinals...all-region 4 at 6A level...Offense-Defense All-American Bowl...two-time Cobb County TD Club Defensive Player of the Week...2013 Eric Petty Award recipient for hard work, leadership, character and play...McEachern Gold Academic List (minimum 3.5 GPA) for three straight years...Beta Club...member of Distinguished Indian Association...intends to major in computer science.



2013 Game Recaps

Keydets Fall to #14 Richmond, 34-0

The #14 Richmond Spiders scored 14 points in the final 2:19 of the opening half to pull away in a close game, and went on to defeat the VMI Keydets 34-0 in football action Saturday night at Robins Stadium in Richmond, Va. The game was the season opener for both teams.



After the two squads had battled back and forth for the majority of the opening half, with UR (1-0) leading 7-0, Michael Strauss found Ben Edwards for a 59-yard touchdown pass to double the Spiders' lead, 14-0, with 2:19 left in the second quarter. On the next Keydet drive, VMI (0-1) picked up a first down, but the ensuing 1st and 10 pass was deflected off the hand of Derrick Ziglar and intercepted by UR linebacker Walt Sparks. Four plays later, Strauss found Stephen Barnette for a 12-yard touchdown and UR led, 21-0, at halftime.

Only one touchdown, a fourth quarter Richmond TD pass, was scored in the second half after a one hour, 25 minute weather delay. The final score marked the first time VMI had been shut out since Sept. 11, 2010 against then-#11 William & Mary, a span of 31 games. All told, the Keydet offense had been held scoreless just once in VMI's past 92 games, a stretch dating back to Oct. 9, 2004.

In the setback, 10 different Keydets caught passes, led by Ziglar, Jabari Turner and James Rogers with three apiece. Eric Kordenbrock was 18 of 32 for 135 yards and three interceptions, while defensively, Alex James led the way with a career-high 14 tackles. The Keydet defense also forced three turnovers, including two fumbles, one caused by Ty Garvin and the other, in the closing moments, caused by William Hyman.

Richmond, however, held a 539-174 edge in total yards, including a 226-39 advantage on the ground, while Strauss went 23 of 36 (265 yards) and Edwards caught seven passes for 95 yards.

The homestanding Spiders took the opening kickoff and promptly went 77 yards in 12 plays, a drive capped by Strauss' seven-yard touchdown pass to Green. The point after made it a 7-0 Richmond lead, and it would stay that way for more than a quarter. It did so despite the Keydets forcing two turnovers, a Edwards fumble forced by Garvin and a Brendon Bock second quarter interception.

VMI could not take advantage of either, and on the drive after Bock's interception, UR got the ball with 4:33 left in the half. Six plays into the drive, Strauss found Edwards for the 59-yard touchdown, setting up the game's decisive stretch which would include the second touchdown moments later, and the Spiders taking a 21-0 lead into halftime.

At the half, Richmond had outgained VMI 309-60 and had run 26 more plays, thanks to a time of possession edge of 6:32. The teams were unable to start the second half on time, due to lightening in the area that led to a one hour, 25 minute weather delay. That marked the second time in three years that VMI's season opener had been delayed at halftime, an event that also happened in the 2011 opener against Delaware State.

After the Keydets punted the ball away on their first drive of the half, a 53-yard run by UR's Jacobi Green set up a 29-yard Brandon Jordi field goal, pushing the lead to 24-0. Jordi tacked on another kick, this one from 38 yards, later in the quarter, and the Spiders took a 27-0 lead to the final period. There, they added a Kyle Lauletta touchdown pass early in the quarter to account for the final margin, 34-0.

VMI (0-1)	0
#14 Richmond (1-0)	34

Robins Stadium • Richmond, Va.
Aug. 31, 2013 • Attendance: 8700

VMI	0	0	0	0	-	0
UR	7	14	6	7	-	34

FIRST QUARTER

UR - Green 7 pass from Strauss (Jordi kick) - 10:01

SECOND QUARTER

UR - Edwards 59 pass from Strauss (Jordi kick) - 2:19

UR - Barnette 12 pass from Strauss (Jordi kick) - 0:36

THIRD QUARTER

UR - Jordi 29 FG - 10:09

UR - Jordi 38 FG - 4:25

FOURTH QUARTER

UR - Westfall 10 pass from Lauletta (Jordi kick) - 8:58

	VMI	UR
First Downs	9	26
Rushes-Yards	20-39	37-226
Passing Yards	135	313
Passes (C-A-I)	18-32-3	29-45-1
Total Offense	174	539
Fumbles-Lost	0-0	2-2
Penalties	9-78	9-85
Punts-Avg.	8-37.0	3-37.7
Time of Possession	26:07	33:53

RUSHING: VMI - Ziglar 10-21; Watts 7-9; Turner 2-9; Kordenbrock 1-0. **UR** - Green 8-95; Moon 7-44; Edwards 5-32; Broadus 5-31; Fisher 6-29; McKinney 2-2; Strauss 1-2; Boston 2-(-2); Lauletta 1-(-7).

PASSING: VMI - Kordenbrock 18-32-3-135. **UR** - Strauss 23-36-1-265; Lauletta 6-9-0-48.

RECEIVING: VMI - Ziglar 3-35; Rogers 3-19; Turner 3-8; Forlines 2-20; Watts 2-15; Sanders 1-11; A. Thompson 1-9; M. Thompson 1-8; Patterson 1-6; Burton 1-4. **UR** - Edwards 7-95; Barnette 6-86; Ponder 4-37; Diggs 4-18; Brown 3-18; Westfall 2-27; Savage 1-17; Roller 1-8; Green 1-7.

Dramatic Goal-Line Stand Sends Keydets to Win, 34-27

The VMI Keydets made a goal-line stand in the game's final seconds to preserve a dramatic 34-27 victory over the Glenville State Pioneers in non-conference NCAA football action Saturday at VMI's Foster Stadium. The game served as VMI's home opener, the Keydets' eighth win in their past nine first games at home and was the first meeting between the programs.

With the Keydets (1-1) leading by seven and just over five minutes remaining, David Eberhardt boomed a punt well over the head of the Glenville State (0-1) returner. The ball backspin at the two-yard line and GSC took over at the six. That proved to be a huge kick by the VMI punter, as the Pioneers promptly marched 90 yards, getting to the VMI three-yard line with 1:30 left to play. Two one-yard rushes put the ball on the Keydet one and led to GSC's final timeout, but a pair of final rushing attempts, the last of which was stymied by Justin Smith and Ty Garvin as the clock ran out, were turned aside and the Keydets prevailed.



Before the dramatics in the final seconds, the story was Keydet quarterback Eric Kordenbrock, who went 23 for 30 with a career-high four touchdowns and 314 yards. The 23 completions allowed him to surpass Joey Gibson '03 for the school record in completions in a game that saw him start a perfect 9 for 9. VMI also had success on the ground, as Derrick Ziglar more than doubled his previous career high by running for 109 yards on just 13 carries. It made him the first Keydet to rush for over 100 yards since last year's season opener, when David Turner ran for 101, and Ziglar also had a 56-yard touchdown reception to total 187 all-purpose yards.

Defensively, Alex James had 15 total tackles to set a career-high for the second straight game, while Weston Reber was also in double digits with 11. Glenville State was led by sophomore running back Rahmann Lee, who had 146 yards on 23 carries, while backup quarterback Steffen Colon started and went 22 for 38 for 310 yards.

The Keydets jumped on the board quickly, scoring on their first drive. Kordenbrock went 5 for 5, including a 26-yard completion to Aaron Sanders, and capped the drive with an eight-yard scoring strike to James Rogers for a 7-0 lead. They then made a fourth-down stop of GSC after a 13-play, 69-yard drive by the visitors stalled in VMI territory, and struck again early in the second quarter. Kordenbrock found Mario Thompson for a 38-yard touchdown just 35 seconds into the period, putting the Keydets up, 14-0.

The Pioneers immediately responded with a seven-play, 75-yard drive, boosted by a 23-yard run by Lee that had a 15-yard face mask penalty tacked on. Just six plays after that 38-yard effort, Colon pushed it in from one yard out to cut the Keydet lead to 14-7.

After an exchange of punts, the Keydets took possession with 4:48 left and Ziglar took command. Four rushes in a six-play span, efforts that totaled 31 yards, helped set up a Kordenbrock one-yard run that pushed the margin back to 14, 21-7, with just 55 seconds left in the half. The touchdown run by the senior quarterback was the first rushing touchdown of his career, and would cap the first half scoring.

The Keydets grabbed their biggest lead of the day just three plays into the second half. On a first and 10 from the VMI 44, Kordenbrock found Ziglar on a short sideline pass. The Keydet running back did the rest, barreling through the GSC defense for a 56-yard touchdown and, after a missed extra point, a 27-7 VMI lead.

That lasted just 1:55 however, as the visitors went 55 yards in five plays and Colon found Delvon Purvis for a 24-yard touchdown that made it 27-14, VMI, with 11:45 left in the third period.

The teams then exchanged punts, but the Keydets still appeared in firm control as they took over at the 4:35 mark. Beginning at the VMI 15, Kordenbrock hooked up with Deon Watts and Matthew Nicholson to lead his team near midfield and on the next pass, found Thompson cutting over the middle. The pass set the new VMI record for career completions, but Thompson fumbled the football and GSC took over at its own 49. Lee then ran 51 yards on the next play, and despite a missed point after, the lead was 27-20 headed to the fourth quarter.

A 10-yard TD grab by tight end Bradley Hann pushed the lead back to 14 less than two minutes into the fourth, but once again, the visitors responded. A 10-play, 81-yard drive capped by a 36-yard Colon to Lee pass made it 34-27 with 6:48 left, setting up Eberhardt's punt and the end of game excitement.

The Keydets finished the day with 458 yards of total offense, their most since Nov. 5, 2011 at Liberty. Interestingly, that game marked Kordenbrock's previous career high in touchdowns, as he threw three that day and went on to earn conference player of the week honors. The four touchdowns Saturday were the most by a Keydet QB since Jonathan Wilson also threw four against Gardner-Webb in 2005.

Glenville State (0-1) 27
VMI (1-1) 34

Foster Stadium • Lexington, Va.
Sept. 7, 2013 • Attendance: 5316

GSC	0	7	13	7	-	27
VMI	7	14	6	7	-	34

FIRST QUARTER

VMI - Rogers 8 pass from Kordenbrock
(Christopher kick) - 7:59

SECOND QUARTER

VMI - Thompson 38 pass from Kordenbrock
(Christopher kick) - 14:25

GSC - Colon 1 run (Cullen kick) - 11:19

VMI - Kordenbrock 1 run (Christopher kick) - 0:55

THIRD QUARTER

VMI - Ziglar 56 pass from Kordenbrock - 13:40

GSC - Purvis 24 pass from Colon (Cullen kick) - 11:45

GSC - Lee 51 run - 1:33

FOURTH QUARTER

VMI - Hann 10 pass from Kordenbrock
(Christopher kick) - 13:27

GSC - Lee 36 pass from Colon (Cullen kick) - 6:48

	GSC	VMI
First Downs	26	22
Rushes-Yards	40-178	27-144
Passing Yards	310	314
Passes (C-A-I)	22-38-0	23-30-0
Total Offense	488	458
Fumbles-Lost	0-0	1-1
Penalties	6-63	8-72
Punts-Avg.	4-34.2	4-40.5
Time of Possession	32:01	27:59

RUSHING: GSC - Lee 23-146; Sands 4-26; Colon 13-6. **VMI** - Ziglar 13-109; Watts 10-37; Kordenbrock 4-(-2).

PASSING: GSC - Colon 22-38-0-310. **VMI** - Kordenbrock 23-30-0-314.

RECEIVING: GSC - Purvis 7-83; Harper 4-75; Lee 3-79; Jordan 3-20; Thornton 2-22; Absher 2-20; Sands 1-12. **VMI** - M. Thompson 5-74; Ziglar 4-78; Watts 4-42; Rogers 3-14; Patterson 2-14; Burton 1-30; Sanders 1-26; Nicholson 1-19; Hann 1-10; Forlines 1-7.

Keydets Fall to North Greenville, 37-24

Freddie Martino set a Foster Stadium record with 12 receptions, helping lead the North Greenville Crusaders to a 37-24 win over the VMI Keydets in non-conference football action Sept. 14 in Lexington, Va. Martino also totaled 182 yards receiving, the most by a Keydet opponent in any league since the team joined the Big South for the 2003 season, and with his 12 catches, broke a 16-year old record for most receptions at VMI's home facility.

The Crusaders (2-0), coached by former VMI defensive coordinator Jeff Farrington, took the lead less than four minutes into the game, when kicker Justin Gravely connected on a 22-yard field goal to give NGU a 3-0 edge. The visitors would lead the rest of the way, helped by a 215-22 edge in rushing yards, fueled by four North Greenville sacks, and Martino's career day. VMI battled back to within 13 late in the third quarter and had NGU pinned deep in its own territory, but a 10-yard completion to Martino had a 15-yard face mask penalty added on, leading to a 25-yard gain that set up the visitors' final scoring drive.

For the Keydets, Eric Kordenbrock had a career-high 369 yards passing, but was held in check percentage-wise, going just 27 of 47 on the afternoon. Sam Patterson and Derrick Ziglar had six catches apiece, and defensive back Alex James had his third consecutive double-digit tackle game. James has now opened his VMI career with three straight games of at least 10 tackles.

With NGU leading 3-0 early on the crisp, clear fall day, the teams exchanged punts to give the Keydets the ball at their own 21 with seven minutes showing on the clock. On first down, Kordenbrock fumbled the snap and NGU linebacker Shaquan Burney fell on it for a turnover. The Crusaders, however, immediately gave the ball back thanks to Caleb Lindsey, who picked off Nelson Hughes' first down pass for a turnover of his own. The two turnovers took just six seconds between them, and would prove to be the only turnovers of the afternoon.

The Keydets could not take advantage of the interception, and NGU took over near midfield. Just five plays later, Hughes found Devontez Rouse for a 23-yard touchdown and, after the extra point, a 10-0 lead for the Crusaders. That would be the score after one quarter of play, and NGU added on early in the second. After taking over just nine seconds into the period, the visitors went just 44 yards in 12 plays. The drive saw 7 of 11 plays be runs, and Gravely converted a 27-yard field goal to push the lead to 13.

VMI came right back, as Kordenbrock completed 3 of 4 passes on a lightening quick drive that culminated with a 47-yard strike to Doug Burton, Burton's first career touchdown catch that cut the NGU lead to 13-7. Much as they would all day, the visitors came right back with a clock-eating drive. This one took 5:11, but was 13 plays covering 39 yards that Gravely capped with his third field goal, giving NGU a 16-7 lead with 3:46 left in the half.

In large part due to a penalty, the Keydets had to punt the ball away on their next drive and the Crusaders responded, going 59 yards in just 58 seconds in spite of a five-yard penalty. Martino had 61 yards receiving on the drive, including the 25-yard touchdown grab that made it a 23-7 contest. VMI responded, however, and marched 56 yards to close out the half with Dillon Christopher's first career field goal, a 37-yard kick that made the halftime deficit 23-10.

At the half, the story of the game had been NGU's time of possession, as the visitors held an 18:25-11:35 edge in that statistic. That led to 22 more offensive plays and a 168-yard advantage in total yards.

Trailing 23-10, the Keydets took the opening kickoff of the second half, but two sacks on their opening drive forced them to punt from their endzone. Following a 21-yard punt return by Nigel Gay, NGU took over at the Keydet 22 and needed only four plays from there for Trey Walker to punch in a two-yard touchdown run that made it a 20-point lead, 30-10. Neither team could find the scoreboard again until the Keydets took over with 8:16 left in the third quarter. Patterson had a 20-yard reception on third and 2, setting up a Derrick Ziglar 22-yard touchdown scamper that cut NGU's lead to 30-17.

The first play of NGU's next drive was one of the game's biggest, as Martino caught a 10-yard reception that turned into 25 yards with the resultant face mask penalty. That pushed the Crusaders into a nine-play, 84-yard drive that ended with a Hughes 14-yard quarterback run to the endzone, making it a 37-17 game headed to the fourth quarter. Patterson caught a six-yard touchdown on the final Keydet drive, doing so with 24 seconds remaining to account for the final margin.

For NGU, Hughes finished 23 of 35 with one interception and two touchdowns, and Walker led the running back by committee with 63 yards and a score. Ziglar picked up 61 yards on the ground for the Keydets.



David Eberhardt had his third straight game with at least one 50-yard punt against North Greenville.

North Greenville (2-0) 37
VMI (1-2) 24

Foster Stadium • Lexington, Va.
Sept. 14, 2013 • Attendance: 4494

NGU	10	13	14	0	-	37
VMI	0	10	7	7	-	24

FIRST QUARTER

NGU - Gravely 22 FG - 11:04
NGU - Rouse 23 pass from Hughes (Gravely kick) - 3:44

SECOND QUARTER

NGU - Gravely 27 FG - 10:20
VMI - Burton 47 pass from Kordenbrock (Christopher kick) - 8:57
NGU - Gravely 45 FG - 3:46
NGU - Martino 25 pass from Hughes (Gravely kick) - 0:35
VMI - Christopher 37 FG - 0:00

THIRD QUARTER

NGU - Walker 2 run (Gravely kick) - 11:56
VMI - Ziglar 22 run (Christopher kick) - 5:22
NGU - Hughes 14 run (Gravely kick) - 2:37

FOURTH QUARTER

VMI - Patterson 6 pass from Kordenbrock (Christopher kick) - 0:24

	NGU	VMI
First Downs	26	16
Rushes-Yards	43-215	23-22
Passing Yards	289	369
Passes (C-A-I)	23-35-1	27-47-0
Total Offense	504	391
Fumbles-Lost	0-0	3-1
Penalties	7-40	4-51
Punts-Avg.	4-38.0	8-44.4
Time of Possession	31:45	28:15

RUSHING: NGU - Walker 13-63; Byrd 10-58; Hughes 8-39; Paulk 7-20; Rouse 1-15; Custard 2-9; Weeks 1-7; Carter 1-4. **VMI** - Ziglar 11-61; Forlines 1-5; Watts 3-1; Lipscomb 1-(-1); Kordenbrock 7-(-44).

PASSING: NGU - Hughes 23-35-1-289. VMI - Kordenbrock 27-47-0-369.

RECEIVING: NGU - Martino 12-182; Rouse 5-80; Weeks 3-13; Walker 1-5; Paulk 1-5; Garrett 1-4. **VMI** - Patterson 6-77; Ziglar 6-51; Nicholson 4-52; Rogers 3-72; A. Thompson 3-44; Sanders 2-17; Burton 1-47; Hann 1-6; Lipscomb 1-3.

Keydets Fall at Virginia, 49-0

The VMI Keydet defense generated two first-quarter turnovers to help keep the game scoreless after one period, but the Virginia Cavaliers scored 21 points in the second quarter to pull away en route to a 49-0 win in NCAA football action Saturday, Sept. 21 at Scott Stadium in Charlottesville, Va.

Interceptions by James Fruehan and Doug Moore, recorded on the last two Virginia (2-1) drives of the quarter, helped keep the home team's offense off the scoreboard early. Both picks were the first career interceptions for the Keydet (1-3) corners, but UVA used a 61-yard touchdown run by Kevin Parks early in the second quarter to take the lead for good.

The Cavaliers scored 21 points in both the second and third quarters and added a touchdown late, boosted by Parks and fellow running back Daniel Hamm combining for 271 yards rushing on 38 carries. That helped UVA post a 36:47-23:13 edge in time of possession.

The Keydets got off to a good start, as on UVA's second-to-last drive of the opening quarter, the Cavaliers marched to the VMI 9. Moore then picked off UVA quarterback David Watford in the endzone for his first career interception, stalling the 11-play drive. On the next Cavalier possession, Fruehan picked off a first down pass to end yet another Virginia drive and send the game to the second quarter scoreless.

The first UVA drive of the second period, however, put the home team on the board, thanks to Parks' 61-yard run. After a missed field goal, Virginia added on thanks to a 12-play, 62-yard drive that featured nine running plays. Parks scored from two yards out to make it 14-0, and a 38-yard touchdown pass by Watford with two minutes on the clock wrapped up the first half scoring.

Despite the strong start by the VMI defense, UVA held the ball for 17:39 in the first half and had a 277-47 edge in total yards. The Cavaliers kept up the momentum early in the second half, needing only two plays to go 61 yards and add another score. A 54-yard Watford to Parks pass led to Hamm's seven-yard touchdown and a 28-0 UVA lead.

The margin grew to 35 on a Watford to McGee touchdown at the 8:27 mark, and the Virginia quarterback pushed it to 42 with a one-yard keeper with 3:06 left in the third. Hamm added a fourth-quarter touchdown run to account for the final margin, 49-0.

For the Keydets, Brendon Bock had a career-high seven tackles while outside linebacker Chris Harper and cornerback Mike Smith saw their first action of the season. Harper recorded four stops while Smith logged five. Offensively, Deon Watts had 25 yards rushing on eight attempts, while also logging a team-high three receptions.

Watford finished 18 of 25 for 206 yards and two scores, while Kordenbrock was held to 9 of 27 for 38 yards. The 38 yards was the lowest total for the VMI QB since his freshman campaign of 2010, when he regularly shared time every game with two other signal-callers.

A.J. Augustine was 0 for 4 in relief late as UVA outgained VMI 580-79 in total yards. The visitors also tied a school record with 13 total punts.



VMI (1-3)	0
Virginia (2-1)	49

Scott Stadium • Charlottesville, Va.
Sept. 21, 2012 • Attendance: 40,165

VMI	0	0	0	0	-	0
UVA	0	21	21	7	-	49

SECOND QUARTER

UVA - Parks 61 run (Frye kick) - 12:38
 UVA - Parks 2 run (Frye kick) - 3:09
 UVA - Smith 38 pass from Watford (Frye kick) - 2:00

THIRD QUARTER

UVA - Hamm 7 run (Frye kick) - 14:26
 UVA - McGee 4 pass from Watford (Frye kick) - 8:27
 UVA - Watford 1 run (Frye kick) - 3:06

FOURTH QUARTER

UVA - Hamm 12 run (Frye kick) - 13:52

	VMI	UVA
First Downs	4	29
Rushes-Yards	25-41	63-357
Passing Yards	38	223
Passes (C-A-I)	9-31-0	20-30-2
Total Offense	79	580
Fumbles-Lost	4-2	2-0
Penalties	5-33	7-50
Punts-Avg.	13-36.5	2-29.0
Time of Possession	23:13	36:47

RUSHING: **VMI** - Watts 8-25; Ziglar 8-23; Lipscomb 4-10; Turner 1-5; Augustine 2-(-9); Kordenbrock 2-(-13). **UVA** - Hamm 21-136; Parks 17-135; Smith 10-44; Watford 8-30; Morgan 7-12.

PASSING: **VMI** - Kordenbrock 9-27-0-38; Augustine 0-4-0-0. **UVA** - Watford 18-25-2-206; Lambert 2-5-0-17.

RECEIVING: **VMI** - Watts 3-13; Rogers 2-4; Patterson 1-10; Burton 1-7; M. Thompson 1-4; Forlines 1-0. **UVA** - Smith 4-52; Terrell 4-27; Parks 3-69; McGee 3-19; Jennings 2-17; Hamm 1-11; Gamble 1-11; Swanson 1-11; Severin 1-6.

Keydets Drop Double OT Game to RMU, 37-31

The VMI Keydets tied the game with a Hail Mary heave in the final seconds of regulation, but the Robert Morris Colonials saw Deontae Howard notch a 17-yard touchdown run in the second overtime, giving them a 37-31 win in football action Saturday, Sept. 28 at VMI's Foster Stadium. The contest was the first overtime game the Keydets had been involved in since Oct. 22, 2005.



After Robert Morris (2-2) had rallied to take a 31-24 lead in the final period, Eric Kordenbrock got the Keydets (1-4) into Colonial territory with the clock running down. With the final seconds ticking away, he rolled to his right and launched a deep pass into the endzone. Freshman Matthew Nicholson was waiting just behind the main throng going up for the pass, and he grabbed it for his second touchdown of the day with just one second showing on the clock.

The extra point tied the game and sent it to overtime, where, after an early interception, the Keydets had a chance to win it with a 34-yard kick by Dillon Christopher. The freshman missed wide right, however, giving VMI the ball right back to start the second overtime. Once again, the Keydets got the ball into position for a field goal try, but Christopher misfired and the game stayed tied. RMU took over and after an eight-yard rush, Howard broke into the clear around the left end and found the end zone to end the marathon contest.

In the contest, Kordenbrock led the Keydets by going 34 of 51 for 359 yards and three touchdowns. The 34 completions were a new VMI record, breaking his own mark set in 2011, and the 359 yards was the fourth-highest total in school history. Kordenbrock also moved past Joey Gibson '03 and become VMI's all-time leader in passing yards.

On this day, he completed passes to 11 different receivers led by Jabari Turner's seven receptions. Turner had a career-high 146 all-purpose yards in the setback, a total that included 91 yards rushing in his first start of the season.

The teams traded early scores, with the Keydets getting on the board at the 4:45 mark of the first quarter. Nicholson had a 10-yard touchdown catch to tie the score, 7-7, on a drive that included a 55-yard run by Bradley Lipscomb, but the Colonials opened the second quarter with an explosion. RMU saw Antwan Eddie return a David Eberhardt punt 88 yards for a touchdown to give the visitors a 14-7 advantage. It was the first punt return for a touchdown VMI had given up since the 2010 season, but the Keydets responded by marching 66 yards on 15 plays. Christopher converted a 26-yard field goal to cut the margin to 14-10, RMU.

The momentum appeared to change late in the half after a Colonial missed field goal. The Keydets put together a 6-play, 76-yard drive in just 1:50, a spurt that included 30 rushing yards for Turner. Turner then capped the drive with a 12-yard touchdown run, putting VMI in front 17-14 at halftime.

At halftime, the Keydets had dominated total yardage, 264-147, although the 88-yard punt return made that figure somewhat misleading. VMI did, however, have a 99-25 edge on the ground despite running two times fewer than did the visitors.

The visitors took the ball to open the second half and drove into VMI territory, but a fourth-down conversion went for naught and the Keydets took over. Kordenbrock immediately went to work, finding Dane Forlines for 18 yards and James Rogers for another 11 to move VMI into RMU territory. Two plays later, Forlines hauled in a 36-yard touchdown pass, a strike that gave VMI a 24-14 lead.

After an exchange of turnovers and punts, RMU had the football on its own 48. One play into the drive, quarterback Paul Jones found Sean Gavin for a 28-yard completion. Two plays later, Corey Garry found the end zone on a 1-yard touchdown run.

The point after was good, and with 3:21 left in the third quarter, RMU had cut the lead to 24-21. The Colonials quickly got the ball back, doing so late in the third, and marched 62 yards in just six plays. A 16-yard touchdown pass from Jones to Tyler Digby, coming less than two minutes into the fourth, gave RMU a 28-24 lead.

Neither team scored again until the 3:53 mark, when Hunter Khaleghi drilled a 40-yard field goal to increase the visitor lead to 31-24.

The Keydets went three and out after Turner was turned aside on a fourth down rushing attempt, but Robert Morris failed to pick up a first down and VMI got the ball back with 1:35 and no timeouts remaining. A 10-yard pass to Nicholson moved the ball to the VMI 42, and two plays later, completions to Rogers (12 yards) and Doug Burton (eight yards) set up the tying touchdown to Nicholson and the resulting overtime.

Jones was intercepted on RMU's first drive of overtime, as Caleb Furlow grabbed his first career interception, but Christopher missed the two field goal attempts to set up Howard's winning touchdown around left tackle.

RMU saw Howard rush for 100 yards on 18 carries, while Jones was 22 for 43 for 321 yards and two touchdowns. Freshmen Nicholson and Forlines combined for 10 catches and 157 yards receiving, while Damian Jones led the way defensively with 10 tackles and his first career pick. With the setback, VMI drops to 5-2 all-time in overtime games after losing their first such contest since a 2005 triple overtime loss to Gardner-Webb, 55-52.

Robert Morris (2-2) 37
VMI (1-4) 31

Foster Stadium • Lexington, Va.
Sept. 28, 2013 • Attendance: 4821

RMU	7	7	7	10	0	6	37
VMI	7	10	7	7	0	0	31

FIRST QUARTER

RMU - Jeter 4 pass from Jones (Khaleghi kick) - 6:09

VMI - Nicholson 10 pass from Kordenbrock (Christopher kick) - 4:45

SECOND QUARTER

RMU - Eddie 88 punt return (Khaleghi kick) - 14:37

VMI - Christopher 26 FG - 9:41

VMI - Turner 12 run (Christopher kick) - 1:02

THIRD QUARTER

VMI - Forlines 36 pass from Kordenbrock (Christopher kick) - 11:38

RMU - Garry 1 run (Khaleghi kick) - 3:21

FOURTH QUARTER

RMU - Digby 16 pass from Jones (Khaleghi kick) - 13:01

RMU - Khaleghi 40 FG - 3:53

VMI - Nicholson 39 pass from Kordenbrock (Christopher kick) - 0:01

SECOND OVERTIME

RMU - Howard 17 run

	RMU	VMI
First Downs	20	25
Rushes-Yards	31-127	26-125
Passing Yards	321	359
Passes (C-A-I)	22-43-2	34-52-0
Total Offense	448	484
Fumbles-Lost	0-0	2-1
Penalties	6-45	5-28
Punts-Avg.	3-41.0	6-45.7
Time of Possession	28:09	31:51

RUSHING: RMU - Howard 18-100; Maine 5-17; Jones 5-5; Therml 2-4; Garry 1-1. VMI - Turner 19-91; Lipscomb 4-58; Kordenbrock 3-(24).

PASSING: RMU - Jones 22-43-2-321. VMI - Kordenbrock 34-51-0-359; Team 0-1-0-0.

RECEIVING: RMU - Jeter 8-112; Mitchell 6-90; Gavin 4-79; Digby 1-16; Garry 1-13; Pearson 1-10; Howard 1-1. VMI - Turner 7-55; Nicholson 5-86; Forlines 5-71; Rogers 5-58; M. Thompson 3-39; Burton 3-17; Lipscomb 2-0; Sanders 1-16; A. Thompson 1-13; Patterson 1-4; D. Johnson 1-0.

#25 CSU Defeats VMI, 25-17

After a back and forth contest throughout, a pair of fourth down plays late in the game made the difference as the #25 Charleston Southern Buccaneers eked out a 25-17 win over the VMI Keydets in Big South football action Saturday, October 12 at VMI's Foster Stadium. The contest was the Big South opener for both schools.

With CSU (7-0, 1-0 Big South) having extended its lead to 25-17 on a field goal with 7:38 to play, the Keydets (1-5, 0-1 Big South) responded with a six-play, 60-yard drive that gave them a fourth and 5 at the CSU 15. A quick in intended for Mario Thompson fell incomplete and CSU took over on downs, but VMI got the ball back with 3:22 to play. A 40-yard Eric Kordenbrock to Doug Burton bomb to the CSU 45 gave VMI hope, but three incompletions and a sack forced another turnover on downs and CSU held on for the victory.

Charleston Southern utilized eight different rushers combined to post 211 yards on the ground. That helped the visitors hold a startling 36:38-23:22 edge in time of possession.

In the loss, Derrick Ziglar returned from injury to post 65 yards rushing and another 58 yards receiving, while Kordenbrock finished 21 of 38 for 263 yards, two touchdowns and two interceptions. The senior quarterback went over 6,000 career passing yards on his final completion, the 40-yard pass to Burton, becoming the seventh QB in Big South history to do so. He also posted his 13th career game with at least 200 yards passing, which tied Joey Gibson '03 for the most such games in VMI annals.

Coming off a bye week, things did not get off to a good start for the home team. Kordenbrock's pass on VMI's first play from scrimmage was intercepted by Corbin Jackson and returned 31 yards, the Keydet quarterback's first pick since the Aug. 31 season opener at Richmond, and CSU quickly took advantage. On the very next play, quarterback Daniel Croghan III found Kevin Glears on a deep post over the middle for a 27-yard touchdown and a 7-0 Buc lead. After an exchange of punts, VMI was forced to kick the ball away once again from its own five, and the Bucs added on again. Mike Holloway burst for a 42-yard run, giving the visitors a first and goal, and Christian Reyes took it in from four yards out for the touchdown. The point after was missed, making it 13-0, CSU.

That would be the score after one quarter, and CSU missed a chance to add on early in the second. After getting the ball for the final play of the opening period, the Bucs continued a drive that would wind up being 12 plays long, but it covered just 36 yards. VMI forced a field goal attempt from Mark Deboy, who missed wide right from 43 yards out to keep it a 13-0 contest.

The Keydets responded on the following drive, as Kordenbrock went 3 for 3 and Ziglar ran for 24 yards on three carries. The senior quarterback finished the push off with a 31-yard touchdown pass to Sam Patterson, and after Dillon Christopher's extra point, it was 13-7 with 5:44 left in the opening half. After a CSU punt, VMI marched back down the field once again. Kordenbrock had four completions, each to a different receiver, and the Keydets took advantage of a CSU pass interference penalty to cap the drive with a 15-yard Kordenbrock-to-Nicholson connection, making it 14-13. That would be the halftime score, a first half that had seen Kordenbrock lead his team back by going 7 for his last 8, after starting 3 for 10 with two interceptions.

The Bucs took the ball to start the second half and slowly pushed it down the field. A 17-play, 70-yard drive took nearly eight minutes off the game clock, as no play on the push accounted for more than 10 yards. At one point, Croghan III was directly involved in seven straight plays, whether by rush or pass attempt, but the VMI defense stiffened in the red zone and forced a Deboy field goal. This time, the kicker connected from 22 yards out, making it 16-14 CSU with 7:04 on the third quarter clock.

The Keydets responded yet again in the back and forth battle, as a 12-play, 51-yard drive included two third-down conversion passes from Kordenbrock. Five different receivers caught passes on the drive, but the home team had to settle for a 45-yard field goal from Christopher, which connected to give VMI the lead once again, 17-16. The next CSU drive, which started at the 2:06 mark, was one of the biggest of the game. On a 3rd and 8 from the CSU 27, Croghan III connected with Larry Jones III for a 25-yard completion, which was a harbinger of the very next play. A deep slant over the middle just eluded the fingertips of two VMI defenders, hitting Jones III in stride for a 48-yard touchdown and a 22-17 Buc lead. That was the final play from scrimmage in the third quarter.

After a VMI punt opened the fourth, CSU went 11 plays in 69 yards, but once again, the Keydet defense stiffened inside its own 10-yard line. CSU ran three plays inside the VMI 10, but a false start penalty and an incompleteness played a key role in forcing another 22-yard Deboy field goal. That made it 25-17, Bucs, with 7:38 to play and set the stage for the fourth down plays in the game's waning moments.



#25 CSU (7-0, 1-0) 25
VMI (1-5, 0-1) 17

Foster Stadium • Lexington, Va.
Oct. 12, 2013 • Attendance: 5,902

CSU	13	0	9	3	- 25
VMI	0	14	3	0	- 17

FIRST QUARTER

CSU - Glears 27 pass from Croghan (Higgins kick) - 14:34

CSU - Reyes 4 run - 4:24

SECOND QUARTER

VMI - Patterson 31 pass from Kordenbrock (Christopher kick) - 5:44

VMI - Nicholson 15 pass from Kordenbrock (Christopher kick) - 1:06

THIRD QUARTER

CSU - Deboy 22 FG - 7:04

VMI - Christopher 45 FG - 2:06

CSU - Jones III 48 pass from Croghan - 0:01

FOURTH QUARTER

CSU - Deboy 22 FG - 7:38

	CSU	VMI
First Downs	23	19
Rushes-Yards	47-211	18-44
Passing Yards	245	263
Passes (C-A-I)	18-29-0	21-38-2
Total Offense	456	307
Fumbles-Lost	3-0	1-0
Penalties	11-80	2-10
Punts-Avg.	4-39.0	4-36.8
Time of Possession	36:38	23:22

RUSHING: VMI- Ziglar 12-65; Watts 2-3; Kordenbrock 4-(-24). **CSU** - Holloway 2-59; Robinson 6-49; Reyes 11-45; Croghan 15-30; Frazier 6-23; Cruz 2-19; Allen 1-7; Copeland 2-3.

PASSING: VMI- Kordenbrock 21-38-2-263. **CSU** - Croghan 18-27-0-245; Copeland 0-2-0-0.

RECEIVING: VMI - Ziglar 5-58; Rogers 4-37; Patterson 3-60; Burton 3-59; Forlines 3-19; Nicholson 1-15; Sanders 1-10; Watts 1-5. **CSU** - Jones III 5-103; Glears 4-46; Sumpter 4-44; Theodore 3-33; Cruz 1-10; Reyes 1-9.

Fourth Quarter Rally Not Enough in 49-35 Loss to PC

After being down by 21 points in the fourth quarter, the VMI Keydets climbed with seven with just over a minute remaining but could not complete the comeback, as they fell to the Presbyterian College Blue Hose 49-35 in Big South football action Saturday, Oct. 19 in Clinton, S.C.

VMI (1-6, 0-2 Big South) fell behind 42-21 after Presbyterian's (2-4, 1-0 Big South) Seth Moreland ran in a touchdown from three yards out with 9:37 remaining, but the Keydets stormed back. A.J. Augustine found Sam Patterson for an 11-yard touchdown with 4:32 left, and then an Augustine to Matthew Nicholson 61-yard strike with 61 seconds left cut the margin to seven, 42-35. The Blue Hose, however, recovered the onside kick and added a late touchdown to account for the final margin.

Augustine, who entered in the second half after starter Eric Kordenbrock was injured just before halftime, went 15 for 21 for 259 yards and three scores in leading VMI's furious rally, while Derrick Ziglar ran for a career-high 126 yards on 19 carries and two scores. Patterson had seven catches for 161 yards, both career-highs as well, while the 161 yards stands as the sixth-highest total in school history. The 400 passing yards that Augustine and Kordenbrock combined for were the second-most in VMI annals behind Dave Brown's 422 in 1986, and the 540 yards of total offense were the most since the VMI/PC tilt in 2009, also in Clinton.

VMI took the opening kick and was forced to punt from its own 38 after three plays. The PC offense then assembled a 77-yard drive and moved to the VMI 2 but saw the possession stall on downs when freshman defensive back Alijah Robinson knocked down a pass intended for Antigah in the endzone. After an exchange of punts, VMI took over at its own 1 and marched 99 yards on six plays to take the lead. A Kordenbrock to Sam Patterson pass for 42 yards on the first snap of the drive gave the Keydets some breathing room and Ziglar followed with three rushes for 47 yards including a 34-yard dash down the right sideline to setup up a two-yard TD dive one play later. Dillon Christopher's extra-point was good and VMI held a 7-0 lead with 2:23 remaining in the first quarter.

Presbyterian tied the score in the opening seconds of the second quarter when freshman quarterback Hays McMath, making his first college start, connected on a 12-yard touchdown pass to Antigah to even the game at 7-7 just 31 seconds into the second period.

The score remained tied until late in the half when PC's DeMarcus Rouse plowed in from the one-yard line to cap an 11-play 80-yard drive that consumed nearly five minutes off the second quarter clock. The drive was keyed by a 31-yard pass from McMath to Jeremiah McKie to the VMI 2 which set up the go-ahead rush one play later.

VMI threatened to score before halftime but came up empty and lost its starting quarterback for the day in the process. Starting at its own 41, a face mask penalty on PC during a Ziglar one-yard rush moved it to the Blue Hose 44. Kordenbrock then rolling right attempted a long pass to Patterson but was knocked down after the throw on a head hit that was ruled a "targeting" infraction delivered by defensive end Mitchell Anderson who was immediately ejected from the contest. The personal foul moved allowed VMI to attempt a 46-yard field goal with time expired, but Christopher's 46-yarder was blocked and the first half ended with Presbyterian up, 14-7.

McKie's 97-yard kick return for a Presbyterian TD to open the second half signaled a shootout that was to come. VMI answered on its first drive when Augustine marched the Keydets 82 yards in seven plays and tallied on a 20-yard scoring toss in the left corner to Patterson, cutting the PC lead to 21-14 with 11:18 remaining in the third quarter.

Presbyterian took over at its own 42 on its next drive and moved to the VMI 9 but came up empty when Stephen Doar's 26-yard field goal missed. The Keydets took possession at their own 20 and went to Ziglar on a four-yard rush on the first play, but the redshirt sophomore had the ball stripped fighting for extra yardage and recovered by PC's Ed Britt at the VMI 26. The Blue Hose would make its second chance stand up as McMath and Antigah converted a third and 10 pass play for 15 yards to the VMI 1 and McMath executed a QB sneak for a touchdown one play later to extend the Blue Hose lead to 28-14 with 4:43 remaining in the third quarter.

Presbyterian assumed its biggest lead of the second half when McMath and Antigah connected again for a 16-yard scoring pass in the right corner of the endzone that was converted on a 4th and 9 from the VMI 16 to extend the Blue Hose lead to 35-14 with :14 left in the third quarter.

The Keydets, however, refused to fold and played long ball on a 45-yard pass to Patterson and 28-yard reception to Burton to the PC 4 which led to a Ziglar two-yard touchdown dive. VMI trailed 35-21 with 13:10 left in the final quarter but fell behind by three scores again when Blue Hose running back Seth Moreland bulled in from three yards out marking three straight PC scoring possessions.

The Keydets again rallied with back-to-back scoring possessions to close within 42-35 with 1:01 left. Augustine tossed a 12-yard TD to Patterson with 4:32 left and freshman wideout Matthew Nicholson snagged an Augustine aerial at the 20-yard line and dashed the remaining yardage to the endzone to complete a 61-yard score for VMI's longest pass play of the year. VMI had its ensuing onside kick recovered by PC at the VMI 44, and the Blue Hose put the game away two plays later with a 38-yard end run by Antigah with 46.7 seconds left.



VMI (1-6, 0-2) 35

Presbyterian (2-4, 1-0) 49

Bailey Memorial Stadium • Clinton, S.C.
Oct. 19, 2013 • Attendance: 3,032

VMI	7	0	7	21	-	35
PC	0	14	21	14	-	49

FIRST QUARTER

VMI - Ziglar 2 run (Christopher kick) - 2:23

SECOND QUARTER

PC - Antigah 12 pass from McMath (Doar kick) - 14:29

PC - Rouse 1 run (Doar kick) - 0:40

THIRD QUARTER

PC - McKie 97 kickoff return (Doar kick) - 14:47

VMI - Patterson 20 pass from Augustine (Christopher kick) - 11:18

PC - McMath 1 run (Doar kick) - 4:43

PC - Antigah 16 pass from McMath (Doar kick) - 0:14

FOURTH QUARTER

VMI - Ziglar 2 run (Christopher kick) - 13:10

PC - Moreland 3 run (Doar kick) - 9:37

VMI - Patterson 11 pass from Augustine (Christopher kick) - 4:32

VMI - Nicholson 61 pass from Augustine (Christopher kick) - 1:01

PC - Antigah 39 run (Doar kick) - 0:47

	VMI	PC
First Downs	23	25
Rushes-Yards	29-140	41-213
Passing Yards	400	322
Passes (C-A-I)	20-35-0	21-33-0
Total Offense	540	535
Fumbles-Lost	3-2	0-0
Penalties	6-58	8-76
Punts-Avg.	5-41.6	3-37.7
Time of Possession	26:58	33:02

RUSHING: VMI- Ziglar 19-126; Augustine 4-30; Rogers 1-4; Turner 1-2; Forlines 1-2; Lipscomb 1-0; Kordenbrock 2-(-24). **PC** - Roberts 17-77; Antigah 1-39; McMath 5-25; Mayes 6-20; McKie 2-19; Moreland 5-15; Glenn 2-14; Griffin 1-4; Rouse 1-1.

PASSING: VMI- Augustine 15-21-0-259; Kordenbrock 5-14-0-141. **PC** - McMath 21-33-0-322.

RECEIVING: VMI - Patterson 7-161; Sanders 3-49; Burton 3-49; Nicholson 1-61; Ziglar 1-54; Rogers 1-13; Jonson 1-6; Thompson 1-5; Forlines 1-1; Turner 1-1. **PC** - Antigah 7-136; Williams 5-52; McKie 4-107; Hallums 2-12; Moreland 1-5; Roberts 1-5; Mayes 1-5.

Second Half Sends Coastal Carolina Over Keydets, 66-27

After a hard-fought first half that saw the VMI Keydets trail by just six, the #3 Coastal Carolina Chanticleers outscored VMI 36-3 in the second half, en route to a 66-27 win in Big South football action Saturday night, Oct. 26 in Conway, S.C.

The Keydets (1-7, 0-3 Big South) trailed just 30-24 at the break, on the strength of two A.J. Augustine touchdown passes in his first career start, but a Coastal (8-0, 3-0 BSC) interception on VMI's first series of the second half led to a touchdown, putting the Chanticleers up by 14. VMI then got back within 11 after a Dillon Christopher field goal, but Coastal scored the game's final 28 points to account for the final margin.

Augustine finished 19 for 30 for 237 yards, throwing two touchdowns and two interceptions, while Derrick Ziglar posted a career-high on the ground for the second straight contest, running for 136 yards on 23 carries.

Coastal Carolina and its high octane offense took the opening kickoff and drove 78 yards in 11 plays as starting QB Michael Church hit Niccolo Mastromatteo on a 17-yard crossing route in the end zone for the game's first score. Church completed all four passing attempts on the drive good for 48 yards.

VMI answered on its first possession as Augustine rushed four times for 28 yards and Ziglar carried six times for 37 yards to help the Keydets assemble a 79-yard drive in 14 snaps that was capped by a three-yard dump pass to a wide open Mario Thompson with 3:02 left in the first quarter. The possession consumed over seven minutes and tied the game at 7-7.

Taliaferro rushed 11 yards for a touchdown with 1:07 left to put the hosts back ahead 13-7 with 1:07 remaining in the first quarter as Church nailed three more pass attempts for 41 yards during the scoring drive. The Chants missed a two-point conversion rush before the Keydets answered with a 32-yard field goal by Dillon Christopher to cut the margin to 13-10 early in the second quarter.

Reserve Chanticleer quarterback Brain Kass was inserted on the next CCU possession and responded by rushing two times for 36 yards including a 24-yard keeper to cap a six play, 36-yard scoring drive and extend CCU's advantage to 20-10 with 10:57 left before halftime. VMI again responded with a Ziglar-Augustine led drive that ended with a 16-yard bounce-out run by Ziglar over 16 yards for the score. Christopher's extra-point was good to pull VMI within 20-17 at the 6:39 mark. Ziglar lugged the ball three times for 29 yards on the drive and Augustine added four assorted aeriels in five attempts good for 54 yards.

Taliaferro's 45-yard burst on the Coastal's next drive pushed the Chanticleers on the door of the VMI redzone, but they had to settle for a 43 yard field goal by Alex Catron to make it 23-17, Coastal with 4:25 left in the half.

The Keydets were forced to punt from the end zone on the their next drive and Coastal capitalized with a four-play 53 yard possession that ended when Matt Hazel snagged a 32-yard pass between two VMI defenders in the end zone to give Coastal Carolina a 30-17 lead.

VMI again responded with a well executed eight-play, 78-yard hurry-up scoring drive that was sparked by a 21-yard third down conversion pass to Ziglar to the Coastal 38 on a third and 19. Augustine floated a 28-yard touchdown pass to Sam Patterson with seven seconds left in the half and VMI trailed the third ranked Chanticleers 30-24 at the half.

VMI mustered 17 first downs in the first half and 282 yards total offense. Augustine completed 15 of 21 passes for 192 yards and two touchdowns and Ziglar added 67 yards rushing and a score.

The second half turned quickly on the Keydets as an interception of an Augustine pass by Richie Sampson at the CCU 48 was returned 18 yards to the VMI 34. A personal foul penalty tacked on 15 more yards and the Chants needed just two plays to cover the 18 yards as Hazel snared his second TD pass on a fade pattern from Church in the left corner of the end zone. A two-point conversion pass to Hazel made it 38-24 Coastal two minutes into the second half.

Christopher booted his second field goal of the night – a 29-yarder - to cut the Keydet deficit to 38-27 at the 6:00 mark of the third quarter; but that would be as close as VMI would come the rest of the night. The Chants erupted with 28 unanswered points sparked by a 95-yard kick return by Deven Brown on the ensuing kickoff.

VMI managed just five first downs was limited to 127 yards offense after intermission.

Patterson led VMI in receiving with four catches for 109 yards for his second straight 100-yard receiving game and Ziglar capped the century mark in rushing for the second straight game and the third time this season.



VMI (1-7, 0-3) 27
Coastal (8-0, 3-0) 66

Brooks Stadium • Conway, S.C.

Oct. 26, 2013 • Attendance: 7,174

VMI	7	17	3	0	-	27
Coastal	13	17	22	14	-	66

FIRST QUARTER

Coastal - Mastromatteo 17 pass from Church (Catron kick) - 10:13

VMI - M. Thompson 3 pass from Augustine (Christopher kick) - 3:02

Coastal - Taliaferro 11 run - 1:07

SECOND QUARTER

VMI - Christopher 32 FG - 12:46

Coastal - Kass 24 run (Catron kick) - 10:57

VMI - Ziglar 16 run (Christopher kick) - 6:39

Coastal - Catron 43 FG - 4:25

Coastal - Hazel 32 pass from Church (Catron kick) - 1:21

VMI - Patterson 28 pass from Augustine (Christopher kick) - 0:07

THIRD QUARTER

Coastal - Hazel 12 pass from Church (2 pt good) - 12:42

VMI - Christopher 29 FG - 6:00

Coastal - Brown 95 KO return (Catron kick) - 5:47

Coastal - Henderson 49 run (Catron kick) - 4:20

FOURTH QUARTER

Coastal - Israel 9 pass from Demos (Catron kick) - 14:54

Coastal - Kennedy 1 run (Catron kick) - 1:40

	VMI	Coastal
First Downs	23	25
Rushes-Yards	37-148	41-299
Passing Yards	261	202
Passes (C-A-I)	21-33-2	16-21-0
Total Offense	409	502
Fumbles-Lost	0-0	0-0
Penalties	9-73	7-75
Punts-Avg.	4-33.8	1-33.0
Time of Possession	33:21	26:39

RUSHING: VMI - Ziglar 23-136; Augustine 8-8;

Lipscomb 4-5; Forlines 2-(-1). **Coastal** - Taliaferro 15-126; Henderson 3-55; Kass 7-49; Demos 5-36; Small 7-24; Silverberg 1-4; Church 2-4; Kennedy 1-1.

PASSING: VMI - Augustine 19-30-2-237; Alford 2-2-0-24. **Coastal** - Church 12-15-0-164; Demos 3-4-0-36; Kass 1-2-0-3.

RECEIVING: VMI - Patterson 4-109; A. Thompson 4-36; Burton 4-23; M. Thompson 3-19; Rogers 2-30; Ziglar 2-24; Nicholson 1-19; Forlines 1-1. **Coastal** - Hazel 4-68; Bennett 4-33; Mastromatteo 2-31; Israel 2-19; Craig 2-15; Taliaferro 1-20; Mapp 1-17.

VMI Falls to Liberty, 17-7

Sam Patterson grabbed his sixth touchdown of the year and the VMI Keydets' defense had one of its best outings of the season, but the Liberty Flames saw quarterback Josh Woodrum run for two touchdowns to help them to a 17-7 win over VMI Saturday, Nov. 2 at Williams Stadium in Lynchburg.

After a scoreless first half, VMI quarterback A.J. Augustine was intercepted on the second half's second play from scrimmage. Liberty then went 45 yards on nine plays, capped by Woodrum's one-yard keeper, to go up 7-0. The LU quarterback added a second rushing touchdown in the fourth to put his team up 17-0, and Patterson's 34-yard touchdown on VMI's final possession wrapped up the scoring.

In defeat, the Keydets (1-8, 0-4 Big South) allowed 377 total offensive yards, the lowest such number of the season, and took the game to halftime scoreless, but Liberty's (5-4, 2-1 BSC) defense responded with three total interceptions and Woodrum's two second-half rushing touchdowns to grind out the victory. The contest was a grind-it-out type game, between Augustine's three picks and Liberty kicker John Lunsford going just 1 for 4 on field goal tries.

After a trade of punts early, the game's first scoring chance came with 6:41 showing in the opening quarter: Lunsford missed wide left on a field goal try, however, spoiling a brief eight-play drive. The Keydets then got the ball into Liberty territory on the final play of the first period, and in fact, got it as far as the Liberty 39 before a sack pushed the Keydets all the way back to their own 41. That forced a punt moments later.

After a punt its next time down the field, VMI then moved the ball to the Liberty 35, but Augustine was again sacked, this time on third down to push the Keydets out of field goal range. VMI did get an interception from John Washington on their next defensive series, the first pick of his career, but, going for the endzone on third and 1, was picked off to end the ensuing VMI drive.

That was the last major threat of the opening half, as the contest went to intermission scoreless. Augustine's interception early in the second half then set the stage for the game's first score, and only threat until Liberty's last drive of the period. The home team moved the ball to the VMI nine, helped by a 56-yard deep pass from Woodrum to Peterson, and Lunsford hit a 27-yard field goal to make it 10-0 after one fourth quarter play.

The Keydets got the ball right back, but a hurried Augustine was picked off on a third and five throw inside Liberty territory. After another missed field goal, the third of the day, Liberty then got the ball back with 6:57 to play and VMI still holding on to a 10-point deficit. The home team, however, went 58 yards in seven plays, capped by Woodrum's 27-yard touchdown run, and led 17-0 with 4:12 to go in the contest. The Keydets got the late touchdown throw to Patterson, but could get no closer in the 17-7 loss.

With his sixth touchdown grab of the year, Patterson has the most touchdown receptions by a Keydet since Tim Maypray caught seven such TD's in the 2007 season. The sophomore led the way for the VMI offense with 78 yards on six catches. Derrick Ziglar's streak of career-high performances ended at two straight games, as he posted 58 yards on 13 carries, while Augustine finished 16 of 30 for 135 yards, one touchdown and three interceptions. Ty Garvin had nine tackles to lead the Keydet defense.

Woodrum was 13 of 26 for 190 yards and one interception for Liberty, while Desmond Rice ran for 80 yards on 22 carries. Peterson posted 118 yards receiving on nine catches.



VMI (1-8, 0-4) 7

Liberty (5-4, 2-1) 17

Williams Stadium • Lynchburg, Va.
Nov. 2, 2013 • Attendance: 18,334

VMI	0	0	0	7	-	7
Liberty	0	0	7	10	-	17

THIRD QUARTER

LU - Woodrum 1 run (Lunsford kick) - 9:45

FOURTH QUARTER

LU - Lunsford 27 FG - 14:56

LU - Woodrum 27 run (Lunsford kick) - 4:12

VMI - Patterson 34 pass from Augustine
(Christopher kick) - 1:27

	VMI	LIBERTY
First Downs	14	16
Rushes-Yards	29-69	42-187
Passing Yards	135	190
Passes (C-A-I)	16-30-3	13-26-1
Total Offense	204	377
Fumbles-Lost	0-0	0-0
Penalties	4-16	6-34
Punts-Avg.	7-34.9	4-39.0
Time of Possession	27:06	32:54

RUSHING: LU - Rice 22-80; Abnar 9-72; Woodrum 6-23; Pratt 2-17; Team 3-(-5). **VMI** - Ziglar 13-58; Watts 4-14; Turner 3-11; Lipscomb 1-2; Augustine 8-(-16).

PASSING: LU - Woodrum 13-26-1-190. **VMI** - Augustine 16-30-3-135.

RECEIVING: LU - Peterson 9-118; Henderson 1-28; Shells 1-27; Glover 1-11; Apon 1-6. **VMI** - Patterson 6-78; A. Thompson 4-26; Rogers 4-23; Burton 1-4; Forlines 1-4.

Keydets Take Advantage of Turnovers and Penalties to Beat GWU, 27-9

The VMI Keydets took full advantage of five turnovers and 13 penalties by the Gardner-Webb Runnin' Bulldogs, and led wire to wire in a 27-9 Keydet win in Big South football action Nov. 9 in Lexington, Va. The victory came in VMI's final Big South football game, prior to next year's jump to the Southern Conference, and the five turnovers were the most forced by VMI in the Sparky Woods era.



The Keydets (2-8, 1-4 Big South) jumped ahead on the first Gardner-Webb (5-5, 0-3 BSC) drive of the game, when the visitors had the ball at their own nine-yard line. A botched snap went into the endzone, and Weston Reber fell on the loose ball for a VMI touchdown and a 7-0 Keydet lead. That was the first of three GWU fumbles, all of which were lost, and quarterback Lucas Beatty was also intercepted by Miller Williams and James Fruehan en route to the VMI win.

In the victory, the two teams combined for just over 500 total yards of offense in what was a defensive struggle. Derrick Ziglar led the Keydets with 117 all-purpose yards, 94 of which came on the ground, and VMI was victorious despite going just 9 of 20 through the air.

After the game's opening touchdown, the Keydets got the ball right back when John Washington forced a Juanne Blount fumble on the second play of GWU's next drive. Logan Staib fell on it, and the Keydets cashed in with a 39-yard field goal by Dillon Christopher for a 10-0 lead.

The Runnin' Bulldogs got on the board late in the opening period, as they took advantage of a Ziglar fumble to score on a 32-yard field goal by Jordan Day that made it 10-3 after one quarter.

VMI added on midway through the second, when on a deep fade, Beatty was picked off by Fruehan. The Keydets promptly marched 50 yards in eight plays, and Ziglar took it in from four yards out to make it 17-3, VMI.

The next Gardner-Webb drive may have been the game's most critical, as down 14, GWU marched 75 yards in 12 plays. Beatty ended the drive with a completion to Demarcus White, but as White stretched for the touchdown, he coughed up the football at the goal line. Alex Keys forced the miscue that resulted in a touchback, and the Keydets took a 17-3 lead into the locker room at halftime. It was the fourth time this year VMI had led at the break, and they would quickly add on in the third.

GWU had the ball first in the second half, but went 3 and out and had to punt. The kick, however, went just six yards and VMI seized the opportunity. Two minutes later, Christopher booted through a career-long 52-yard field goal to make it 20-3. The kick was the longest since 2004 for the Keydets and tied for the fourth-longest in school history.

The VMI lead grew once again with 1:38 left in the quarter, as A.J. Augustine found Sam Patterson for a 26-yard touchdown that made it 27-3. It was the seventh touchdown grab of the year for the sophomore and wrapped up the VMI scoring. Gardner-Webb found the endzone for the first time in the fourth, with a four-yard touchdown run by Blount.

Kenny Cook was the star for Gardner-Webb, as he hauled in 12 of GWU's 26 completions for 133 yards on the day. Gardner-Webb's streak of not having won a conference road game since Oct. 22, 2011 continued with the setback.

GWU (5-5, 0-3) 9
VMI (2-8, 1-4) 27

Foster Stadium • Lexington, Va.
 Nov. 9, 2013 • Attendance: 4,832

GWU	3	0	0	6	-	9
VMI	10	7	10	0	-	27

FIRST QUARTER

VMI - Reber 0 fumble recovery (Christopher kick) - 9:19

VMI - Christopher 39 FG - 7:36

GWU - Day 32 FG - 1:00

SECOND QUARTER

VMI - Ziglar 4 run (Christopher kick) - 3:04

THIRD QUARTER

VMI - Christopher 52 FG - 10:47

VMI - Patterson 26 pass from Augustine (Christopher kick) - 1:38

FOURTH QUARTER

GWU - Blount 4 run - 2:09

	GWU	VMI
First Downs	17	12
Rushes-Yards	31-58	43-110
Passing Yards	237	99
Passes (C-A-I)	26-47-2	9-20-0
Total Offense	295	99
Fumbles-Lost	3-3	2-1
Penalties	13-85	8-48
Punts-Avg.	5-27.6	6-36.7
Time of Possession	26:33	33:27

RUSHING: GWU - Blount 16-61; Browning 2-13; Hubbard 6-5; Jules 1-2; Beatty 5-(-14).

VMI - Ziglar 20-94; Watts 7-20; Turner 5-17; Lipscomb 1-(-2); Augustine 9-(-18).

PASSING: GWU - Beatty 17-33-2-136; Browning 9-14-0-101. **VMI** - Augustine 7-18-0-85; Alford 2-2-0-14.

RECEIVING: GWU - Cook 12-133; Hubbard 4-39; Blount 3-22; Jules 3-15; White 2-17; Swinton 1-8; Estes 1-3. **VMI** - Ziglar 3-23; Sanders 2-14; Patterson 1-26; Nicholson 1-17; Hann 1-13; Rogers 1-6.

Keydets Fall in Military Classic of the South, 31-10

After the VMI Keydets took a 10-7 lead into halftime, the Citadel Bulldogs scored all 24 of the game's second half points en route to a 31-10 win in the Military Classic of the South, contested Nov. 16 at Johnson-Hagood Stadium in Charleston, S.C.

After Citadel (5-6) had kicked a field goal early in the third quarter to knot the score, 10-10, the Keydets (2-9) got the ball back late in the period but had the drive stall on downs at The Citadel 13. The Bulldogs scored on their next three drives to take the 21-point lead that would eventually prove to be the final margin.

Both teams opened the game with lengthy drives but no points to show for it.

The Keydets took the opening kickoff from their own 37 and crossed midfield on a Derrick Ziglar rush of 11 yards to The Citadel 40. A third down conversion pass to James Rogers for 10 yards moved it to the 28. The Bulldog defense stiffened and VMI attempted a 41-yard field goal, but freshman kicker Dillon Christopher missed wide left leaving an 11-play 39-yard drive empty-handed. The Bulldogs saw a similar fate on their first drive when a 22-yard rush by fullback Darrien Robinson to the VMI 3 put the The Citadel in prime position for the game's first score. The Bulldogs could not punch it in following a muffed handoff exchange, a no gain rush by Robinson, and a two-yard keeper by Dupree. Bulldog place kicker Thomas Warren lined up for a 20-yard angle shot from the right hash but misfired leaving the game scoreless as it headed into the second quarter.

Christopher knocked through a 38-yard field goal in the opening seconds of the second quarter capping an 11-play, 59-yard drive that put the Keydets up, 3-0. Ben Dupree and the Bulldog offense answered on the ensuing drive with a 13-play, 65 yard scoring possession capped by the senior quarterback's 4-yard keeper to push the hosts ahead, 7-3, with 8:42 left in the second quarter. Dupree executed the drive going 2 of 3 in passing for 14 yards and rushed four times for 28 yards.

VMI retook the lead in the final minutes of the first half after the VMI defense forced The Bulldogs to punt from deep in their own territory. VMI took over at The Citadel 48 with :53 left in the half and struck quickly. An 18-yard completion to Alec Thompson to the Citadel 27 setup a touchdown strike one play later as Augustine threaded a bullet to Rogers in full stride across the goal line for a 27-yard TD pass at the :26 second mark. Christopher's extra point was good and VMI went to the locker room with a 10-7 halftime lead.

The Bulldogs tied the game on the opening drive of the second half moving 59 yards in six plays and settling for a 34-yard field goal by Warren to tie the game at 10-10 with 11:53 left in the third quarter. A 41-yard run off a pitch by slotback Vinny Miller to the VMI 21 helped moved The Citadel into the red zone.

VMI went three and out on its next drive, but the Keydet defense buckled down and held Citadel on downs at midfield when Dupree was halted by Keydet linebacker Weston Reber on a fourth and one attempt. The Keydets took over and managed the ball downfield using an 14-yard rush by Ziglar and an 11-yard completion to Burton to spark the drive. A four-yard scramble by Augustine set up a 4th and 3 from The Citadel 13. Augustine's pass over the middle was knocked down at the line of scrimmage and The Citadel took over on downs with 3:50 remaining in the third quarter.

The Bulldogs quickly ripped off runs of 14 yards by Dupree and 17 yards by Miller and later added an 18-yard jaunt by Dupree which moved The Citadel inside the VMI 35. As the game turned into the fourth quarter still tied and the drive still in place, The Citadel chipped away and took the lead for good when Dupree rushed for his second TD of the day on an eight-yard cutback read up the middle. Warren's extra point made it 17-10 Bulldogs with 12:21 left in the final period.

VMI took over at its own 14 and three plays later Augustine was picked off by Citadel defensive back Sadath Jean-Pierre on a boundary throw at the VMI 45 and returned 19 yards. The game quickly became a two score contest when Dupree rushed 10 yards for his third tally three plays and Warren's extra point made it 24-10 with 10:22 left.

VMI moved it to the Citadel 41 on the ensuing drive but three sacks for 19 yards pushed the Keydets back into their own territory and the visitors turned the ball over on downs at their own 40. The Citadel delivered a knockout blow when slotback Dalton Trevino rushed 5 yards for a touchdown for the game's final score with 4:39 remaining. The Keydet offensive production was limited to 125 yards total offense in the second half after generating 216 yards before halftime. The Citadel racked up 238 yards total offense in the second half after mustering 121 yards in the first half.

Citadel's Robinson led all ground gainers with 115 yards followed by Dupree with 109 yards and three TD's. VMI was paced by Ziglar's 71 yards on the ground while Augustine completed 17 of 25 passes for 189 yards and a touchdown. Keydet wideouts Rogers and Alec Thompson each led the receiving corps with five catches. Defensively, VMI outside linebacker Logan Staib topped the Keydet charts with eight solo stops and six assists for a career-high tying 14 tackles equaling the mark he had against the Bulldogs two years ago. The Bulldog defense collectively racked up seven sacks for 44 yards on the afternoon.



VMI (2-9)	10
The Citadel (5-6)	31

Johnson-Hagood Stadium • Charleston, S.C.
Nov. 16, 2013 • Attendance: 12,069

VMI	0	10	0	0	-	10
CIT	0	7	3	21	-	31

SECOND QUARTER

VMI - Christopher 38 FG - 14:56

CIT - Dupree 4 run (Warren kick) - 8:42

VMI - Rogers 27 pass from Augustine
(Christopher kick) - 0:26

THIRD QUARTER

CIT - Warren 34 FG - 11:53

FOURTH QUARTER

CIT - Dupree 8 run (Warren kick) - 12:21

CIT - Dupree 10 run (Warren kick) - 10:22

CIT - Trevino 5 run (Warren kick) - 4:39

	VMI	CIT
First Downs	22	21
Rushes-Yards	31-92	59-304
Passing Yards	249	55
Passes (C-A-I)	21-34-1	3-8-0
Total Offense	341	359
Fumbles-Lost	2-0	1-0
Penalties	9-95	6-65
Punts-Avg.	1-47.0	1-36.0
Time of Possession	27:56	32:04

RUSHING: VMI - Ziglar 13-71; Watts 3-28; Lipscomb 1-7; Turner 1-6; Stout 1-0; Alford 1-(-7); Augustine 11-(-13). CIT - Robinson 21-115; Dupree 17-109; Miller 5-43; Trevino 6-22; Martin 4-11; Stenson 2-7; Renew 1-1.

PASSING: VMI - Augustine 17-25-1-189; Alford 4-9-0-60. CIT - Dupree 3-8-0-55.

RECEIVING: VMI - Rogers 5-68; A. Thompson 5-61; Patterson 3-44; Burton 3-31; Sanders 3-24; Ziglar 1-13; Hann 1-8. CIT - Thompson 2-14; Miller 1-41.

Second Half Surge Leads Bucknell Past VMI

The VMI Keydets took a 17-7 lead midway through the third quarter, but the Bucknell Bison forced four turnovers in the final 22:07 and went on to a 35-23 win in non-conference football action Nov. 23 at VMI's Foster Stadium. The game was the season finale for both schools and was VMI's Senior Day.

After the Keydets (2-10) took the aforementioned 17-7 lead with 8:31 left in the third quarter, Bucknell (6-5) cut it to a three-point game on a 48-yard touchdown pass to CJ Williams. On VMI's next offensive play, A.J. Augustine was sacked by Dylan McDonnell. McDonnell stripped the ball loose and Bucknell recovered. One play later, Williams ran the ball in from three yards out, giving the visitors a 21-17 lead they would not relinquish. Bucknell added an interception and two more fumble recoveries, including one returned for a touchdown with 95 seconds to go that sealed the win.

In the setback, James Rogers led VMI offensively with six catches for 91 yards. Deon Watts led VMI's ground game with a career-high 45 yards and his first career touchdown, while Augustine was 19 of 30 for 244 yards and a score. Ty Garvin made 11 tackles to pace the Keydets defense.

It was the Bison who got on the board first on the pleasant day that saw temperatures vault into the 50's under clear skies. On their first drive of the game, Brandon Wesley found Will Carter for 19 yards and Bobby Kaslander for 14, helping move his team into VMI territory. Two plays after the completion to Kaslander, Wesley ran the ball around end tackle on a scramble and found the end zone for the game's first score. The point after gave Bucknell a 7-0 lead 4:29 into the contest.

The Keydets tied in on the quarter's final drive. After a Bison turnover at their own 20-yard line, VMI took just five plays to find the end zone. Watts capped the drive with a five-yard touchdown plunge on the final play of the period, and Dillon Christopher's PAT tied the score, 7-7 after one quarter.

Bucknell tried to respond immediately, but after driving to the VMI 31, Wesley coughed up the football and Justin Smith fell on it for a fumble recovery. The Keydets took advantage, using a 10-play drive to move into field goal range for Christopher. The freshman drilled a 52-yard kick, his second field goal of that length in the last three weeks, giving the Keydets a 10-7 lead. The visitors missed a 27-yard field goal try with :36 left in the half, sending the contest to halftime with VMI up, 10-7.

After a Bison punt on their first drive of the second half, the Keydets promptly extended the lead. An 11-play, 60-yard drive, highlighted by a crucial fourth-down conversion, was capped by an eight-yard Augustine touchdown run that extended the lead to 17-7, VMI. On the next Bucknell drive, however, Williams scored on the 48-yard touchdown reception to set the stage for the game's critical turnover and the visitors grabbing the 21-17 lead that they had with 6:30 to go in the third.

The Keydets then turned the ball over on their next two possessions, and on the second, Bucknell capitalized. An eight-play, 34-yard drive that stretched into the fourth quarter ended with a five-yard Wesley touchdown scamper and a 28-17 advantage for the visitors.

VMI was not done, however, as after an exchange of punts, the Keydets took over with 9:08 to go. After two runs by Watts, Augustine found Rogers over the middle for a 35-yard completion. Bucknell defenders attempted to wrestle the ball from him as he went to the ground, and it did come loose. The officials, however, ruled that the play was simultaneous possession and a catch and VMI seized the opportunity on the very next play, as Augustine threw a 35-yard strike to Sam Patterson for a touchdown. It was Patterson's eighth TD grab of the year, tying Mark Stock for the second-most touchdown grabs in a single season in Keydet history.

The two-point conversion try after Patterson's reception was no good, making it 28-23, but VMI got the ball back with 2:42 left, still down by five points. Augustine moved his team to its own 41, but was put under pressure on a 2nd and 4. Rolling to his left, he was hit by lineman Tracey Smith and fumbled. Matt Johnson recovered and ran the miscue in for a Bucknell touchdown that accounted for the final margin.

Bucknell was led by a startling 19-tackle effort from linebacker Evan Byers, while Williams finished with 72 yards on 16 carries and a score. Wesley was 15 of 24 for 204 yards from the quarterback position.

VMI wrapped up the season with new records in total passing yards (2866), breaking the 28-year old mark set in 1985 and touchdown passes (20), surpassing the old record of 17 accomplished twice previously.



Bucknell (6-5) 35
VMI (2-10) 23

Foster Stadium • Lexington, Va.
Nov. 23, 2013 • Attendance: 4,913

BUCKNELL 7 0 14 14 - 35
VMI 7 3 7 6 - 23

FIRST QUARTER

BUCK - Wesley 27 run (Cobelli kick) - 10:31
VMI - Watts 5 run (Christopher kick) - 0:00

SECOND QUARTER

VMI - Christopher 52 FG - 8:22

THIRD QUARTER

VMI - Augustine 8 run - 8:31
BUCK - Williams 48 pass from Wesley (Cobelli kick) - 7:13
BUCK - Williams 3 run (Cobelli kick) - 6:30

FOURTH QUARTER

BUCK - Wesley 5 run (Cobelli kick) - 13:31
VMI - Patterson 35 pass from Augustine - 7:28
BUCK - Johnson 30 fumble recovery (Cobelli kick) - 1:35

	BUCKNELL	VMI
First Downs	17	18
Rushes-Yards	33-173	40-94
Passing Yards	204	244
Passes (C-A-I)	15-24-0	19-30-1
Total Offense	377	338
Fumbles-Lost	4-2	4-3
Penalties	6-59	7-35
Punts-Avg.	5-35.2	4-32.8
Time of Possession	27:08	32:52

RUSHING: BUCKNELL - Williams 16-72; DelMauro 8-50; Wesley 8-34; Davenport 1-17.
VMI - Watts 12-45; Augustine 18-33; Turner 3-12; Ziglar 6-4.

PASSING: - BUCKNELL - Wesley 15-24-0-204. **VMI** - Augustine 19-30-1-244.

RECEIVING: BUCKNELL - Kaslander 5-78; Carter 4-58; Williams 2-50; Brake 2-18; Lebo 1-1; Friend 1-(-1). **VMI** - Rogers 6-91; Burton 4-51; Patterson 3-57; Sanders 2-26; Watts 2-14; Turner 1-4; A. Thompson 1-1.

VMI Football
VMI Overall Team Statistics (End of Season)
All games

Team Statistics	VMI	OPP
SCORING	235	416
Points Per Game	19.6	34.7
FIRST DOWNS	207	271
Rushing	75	131
Passing	118	125
Penalty	14	15
RUSHING YARDAGE	1068	2548
Yards gained rushing	1487	2781
Yards lost rushing	419	233
Rushing Attempts	348	508
Average Per Rush	3.1	5.0
Average Per Game	89.0	212.3
TDs Rushing	9	30
PASSING YARDAGE	2866	2912
Comp-Att-Int	238-412-12	228-379-9
Average Per Pass	7.0	7.7
Average Per Catch	12.0	12.8
Average Per Game	238.8	242.7
TDs Passing	20	21
TOTAL OFFENSE	3934	5460
Total Plays	760	887
Average Per Play	5.2	6.2
Average Per Game	327.8	455.0
KICK RETURNS: #-Yards	60-1114	34-877
PUNT RETURNS: #-Yards	9-52	33-404
INT RETURNS: #-Yards	9-131	12-114
KICK RETURN AVERAGE	18.6	25.8
PUNT RETURN AVERAGE	5.8	12.2
INT RETURN AVERAGE	14.6	9.5
FUMBLES-LOST	22-11	15-7
PENALTIES-Yards	76-597	92-757
Average Per Game	49.8	63.1
PUNTS-Yards	70-2693	39-1391
Average Per Punt	38.5	35.7
Net punt average	31.8	32.3
KICKOFFS-Yards	46-2645	77-4529
Average Per Kick	57.5	58.8
Net kick average	44.4	39.8
TIME OF POSSESSION/Game	28:32	31:28
3RD-DOWN Conversions	58/167	82/180
3rd-Down Pct	35%	46%
4TH-DOWN Conversions	6/16	13/25
4th-Down Pct	38%	52%
SACKS BY-Yards	18-83	43-362
MISC YARDS	0	22
TOUCHDOWNS SCORED	30	55
FIELD GOALS-ATTEMPTS	9-16	12-22
ON-SIDE KICKS	0-4	0-1
RED-ZONE SCORES	(20-29) 69%	(42-56) 75%
RED-ZONE TOUCHDOWNS	(16-29) 55%	(34-56) 61%
PAT-ATTEMPTS	(28-29) 97%	(48-50) 96%
ATTENDANCE	30278	89474
Games/Avg Per Game	6/5046	6/14912
Neutral Site Games		0/0

Score by Quarters	1st	2nd	3rd	4th	OT	Total
VMI	45	85	50	55	0	235
Opponents	60	100	137	113	6	416

VMI Football **VMI Team Game-by-Game (End of Season)** **All games**

TEAM STATISTICS

Date	Opponent	Rushing				Receiving				Passing				Kick Returns				Punt Returns				tot off
		no.	yds	td	lg	no.	yds	td	lg	cmp-att-int	yds	td	lg	no.	yds	td	lg	no.	yds	td	lg	
Aug 31	at RICHMOND	20	39	0	14	18	135	0	19	18-32-3	135	0	19	7	145	0	28	0	0	0	0	174
Sep 07	GLENVILLE STATE	27	144	1	28	23	314	4	56	23-30-0	314	4	56	5	97	0	23	2	9	0	6	458
Sep 14	NORTH GREENVILLE	23	22	1	22	27	369	2	59	27-47-0	369	2	59	7	127	0	26	2	5	0	4	391
Sep 21	at Virginia	25	41	0	10	9	38	0	10	9-31-0	38	0	10	6	113	0	26	0	0	0	0	79
Sep 28	ROBERT MORRIS	26	125	1	55	34	359	3	39	34-52-0	359	3	39	4	100	0	35	0	0	0	0	484
Oct 12	CHARLESTON SO.	18	44	0	12	21	263	2	40	21-38-2	263	2	40	5	71	0	25	1	17	0	17	307
Oct 19	at Presbyterian College	29	140	2	34	20	400	3	61	20-35-0	400	3	61	7	147	0	33	0	0	0	0	540
Oct 26	at Coastal Carolina	37	148	1	18	21	261	2	40	21-33-2	261	2	40	9	146	0	29	1	11	0	11	409
Nov. 2	at Liberty	29	69	0	19	16	135	1	34	16-30-3	135	1	34	0	0	0	0	0	0	0	0	204
Nov 09	GARDNER-WEBB	43	110	1	18	9	99	1	26	9-20-0	99	1	26	2	30	0	17	1	-1	0	0	209
Nov 16	at The Citadel	31	92	0	15	21	249	1	29	21-34-1	249	1	29	3	49	0	29	0	0	0	0	341
Nov 23	BUCKNELL	40	94	2	17	19	244	1	35	19-30-1	244	1	35	5	89	0	32	2	11	0	7	338
VMI		348	1068	9	55	238	2866	20	61	238-412-12	2866	20	61	60	1114	0	35	9	52	0	17	3934
		508	2548	30	61	228	2912	21	59	228-379-9	2912	21	59	34	877	2	97	33	404	1	88	5460

Games played: 12

Avg per rush: 3.1

Avg per catch: 12.0

Pass efficiency: 126.39

Kick ret avg: 18.6

Punt ret avg: 5.8

All purpose avg/game: 435.9

Total offense avg/gm: 327.8

Date	Opponent	Tackles				Sacks	Fumble		Pass Defense			Blkd kick	PAT Attempts			saf	pts
		ua	a	total	tfl-yds		ff	fr-yds	int-yds	qbh	brup		kick	rush	rcv		
Aug 31	at RICHMOND	41	52	93	4.0-13	1.0-7	2	2-0	1-13	2	3	0	0-0	0	0	0	0
Sep 07	GLENVILLE STATE	32	62	94	6.0-45	4.0-39	0	0-0	0-0	2	5	0	4-5	0	0	0	34
Sep 14	NORTH GREENVILLE	36	64	100	1.0-3	0.0-0	0	0-0	1-16	1	2	0	3-3	0	0	0	24
Sep 21	at Virginia	50	60	110	4.0-6	2.0-2	0	0-0	2-39	0	0	0	0-0	0	0	0	0
Sep 28	ROBERT MORRIS	31	52	83	6.0-17	1.0-1	0	0-0	2-54	5	5	0	4-4	0	0	0	31
Oct 12	CHARLESTON SO.	34	60	94	7.0-14	1.0-0	1	0-0	0-0	0	4	0	2-2	0	0	0	17
Oct 19	at Presbyterian College	55	6	61	2.0-3	1.0-1	0	0-0	0-0	0	3	0	5-5	0	0	0	35
Oct 26	at Coastal Carolina	38	36	74	1.0-9	1.0-9	0	0-0	0-0	0	2	0	3-3	0	0	0	27
Nov. 2	at Liberty	35	32	67	7.0-16	3.0-9	0	0-0	1-4	1	4	0	1-1	0	0	0	7
Nov 09	GARDNER-WEBB	36	48	84	7.0-33	3.0-19	2	3-0	2-5	2	5	0	3-3	0	0	0	27
Nov 16	at The Citadel	41	24	65	4.0-14	0.0-0	0	0-0	0-0	2	1	0	1-1	0	0	0	10
Nov 23	BUCKNELL	25	42	67	3.0-4	1.0-2	0	2-0	0-0	1	3	0	2-2	0	0	0	23
VMI		454	538	992	52.0-177	17.0-89	5	7-0	9-131	16	37	0	28-29	0	0	0	235
		399	416	815	75.0-422	43.0-362	16	11-56	12-114	17	49	2	48-50	0	1	0	416

		Punting									Field Goals			Kickoffs				
Date	Opponent	no.	yds	avg	long	blkd	tb	fc	50+	i20	md-att	long	blkd	no.	yds	avg	tb	ob
Aug 31	at RICHMOND	8	296	37.0	54	0	0	4	3	2	0-0	0	0	1	42	42.0	0	0
Sep 07	GLENVILLE STATE	4	162	40.5	58	0	0	1	1	3	0-0	0	0	6	341	56.8	1	0
Sep 14	NORTH GREENVILLE	8	355	44.4	56	0	1	1	3	0	1-1	37	0	3	185	61.7	0	0
Sep 21	at Virginia	13	474	36.5	46	1	0	3	0	2	0-0	0	0	1	58	58.0	0	0
Sep 28	ROBERT MORRIS	6	274	45.7	56	0	0	1	2	1	1-3	26	0	6	346	57.7	0	0
Oct 12	CHARLESTON SO.	4	147	36.8	41	0	0	1	0	0	1-1	45	0	4	251	62.8	3	0
Oct 19	at Presbyterian College	5	208	41.6	53	0	1	1	1	0	0-1	0	1	4	204	51.0	0	0
Oct 26	at Coastal Carolina	4	135	33.8	47	0	0	0	0	0	2-2	32	0	6	339	56.5	0	0
Nov. 2	at Liberty	7	244	34.9	43	0	0	4	0	3	0-0	0	0	1	55	55.0	0	0
Nov 09	GARDNER-WEBB	6	220	36.7	49	0	1	1	0	1	2-4	52	0	6	373	62.2	2	1
Nov 16	at The Citadel	1	47	47.0	47	0	0	1	0	0	1-3	38	0	3	155	51.7	1	1
Nov 23	BUCKNELL	4	131	32.8	52	0	0	2	1	0	1-1	52	0	5	296	59.2	1	0
VMI		70	2693	38.5	58	1	3	20	11	12	9-16	52	1	46	2645	57.5	8	2
		39	1391	35.7	59	0	4	8	3	15	12-22	45	0	77	4529	58.8	14	3

VMI Overall Individual Statistics (End of Season) All games

Rushing	gp	att	gain	loss	net	avg	td	lg	avg/g
ZIGLAR, Derrick	11	148	790	22	768	5.2	5	34	69.8
WATTS, Deon	11	56	197	15	182	3.2	1	15	16.5
TURNER, Jabari	8	35	156	3	153	4.4	1	13	19.1
LIPSCOMB, Bradley	10	17	85	6	79	4.6	0	55	7.9
AUGUSTINE, A.J.	11	60	231	216	15	0.2	1	34	1.4
FORLINES, Dane	10	4	7	1	6	1.5	0	5	0.6
ROGERS, James	12	1	4	0	4	4.0	0	4	0.3
STOUT, Taylor	12	1	0	0	0	0.0	0	0	0.0
TEAM	6	2	0	1	-1	-0.5	0	0	-0.2
ALFORD, Hayden	4	1	0	7	-7	-7.0	0	0	-1.8
KORDENBROCK, Eric	7	23	17	148	-131	-5.7	1	5	-18.7
Total	12	348	1487	419	1068	3.1	9	55	89.0
Opponents	12	508	2781	233	2548	5.0	30	61	212.3

Passing	gp	effic	comp-att-int	pct	yds	td	lg	avg/g
KORDENBROCK, Eric	7	125.23	137-239-5	57.3	1619	11	59	231.3
AUGUSTINE, A.J.	11	129.88	93-158-7	58.9	1149	9	61	104.5
ALFORD, Hayden	4	124.86	8-13-0	61.5	98	0	29	24.5
TEAM	6	0.00	0-2-0	0.0	0	0	0	0.0
Total	12	126.39	238-412-12	57.8	2866	20	61	238.8
Opponents	12	138.23	228-379-9	60.2	2912	21	59	242.7

Receiving	gp	no.	yds	avg	td	lg	avg/g
ROGERS, James	12	39	435	11.2	2	59	36.2
PATTERSON, Samuel	12	38	646	17.0	8	42	53.8
ZIGLAR, Derrick	11	25	336	13.4	1	56	30.5
BURTON, Doug	12	25	322	12.9	1	47	26.8
THOMPSON, Alec	12	19	190	10.0	0	29	15.8
SANDERS, Aaron	12	16	193	12.1	0	32	16.1
FORLINES, Dane	10	15	123	8.2	1	36	12.3
NICHOLSON, Matthew	12	14	269	19.2	4	61	22.4
THOMPSON, Mario	8	14	149	10.6	2	38	18.6
WATTS, Deon	11	12	89	7.4	0	14	8.1
TURNER, Jabari	8	12	68	5.7	0	15	8.5
HANN, Bradley	12	4	37	9.2	1	13	3.1
LIPSCOMB, Bradley	10	3	3	1.0	0	3	0.3
JOHNSON, Darrian	10	2	6	3.0	0	6	0.6
Total	12	238	2866	12.0	20	61	238.8
Opponents	12	228	2912	12.8	21	59	242.7

Punt Returns	no.	yds	avg	td	lg
FORLINES, Dane	6	24	4.0	0	11
FRUEHAN, James	3	28	9.3	0	17
Total	9	52	5.8	0	17
Opponents	33	404	12.2	1	88

Interceptions	no.	yds	avg	td	lg
FRUEHAN, James	2	5	2.5	0	5
LINDSEY, Caleb	1	16	16.0	0	16
FURLOW, Caleb	1	52	52.0	0	52
JONES, Damian	1	2	2.0	0	2
WILLIAMS, Miller	1	0	0.0	0	0
BOCK, Brendon	1	13	13.0	0	13
MOORE, Doug	1	39	39.0	0	39
WASHINGTON, John	1	4	4.0	0	4
Total	9	131	14.6	0	52
Opponents	12	114	9.5	0	31

Kick Returns	no.	yds	avg	td	lg
FORLINES, Dane	29	556	19.2	0	35
STOUT, Taylor	16	310	19.4	0	32
FRUEHAN, James	14	238	17.0	0	26
HAWKINS, Travis	1	10	10.0	0	10
Total	60	1114	18.6	0	35
Opponents	34	877	25.8	2	97

Fumble Returns	no.	yds	avg	td	lg
REBER, Weston	0	0	0.0	1	0
Total	0	0	0.0	1	0
Opponents	4	56	14.0	1	30



VMI Football
VMI Overall Individual Statistics (End of Season)
All games

Scoring	td	fg	PAT				dxp	saf	pts
			kick	rush	rcv	pass			
CHRISTOPHER, Dillon	-	9-16	28-29	-	-	-	-	-	55
PATTERSON, Samuel	8	-	-	-	-	-	-	-	48
ZIGLAR, Derrick	6	-	-	-	-	-	-	-	36
NICHOLSON, Matthew	4	-	-	-	-	-	-	-	24
ROGERS, James	2	-	-	-	-	-	-	-	12
THOMPSON, Mario	2	-	-	-	-	-	-	-	12
FORLINES, Dane	1	-	-	-	-	-	-	-	6
REBER, Weston	1	-	-	-	-	-	-	-	6
WATTS, Deon	1	-	-	-	-	-	-	-	6
HANN, Bradley	1	-	-	-	-	-	-	-	6
KORDENBROCK, Eric	1	-	-	-	-	-	-	-	6
BURTON, Doug	1	-	-	-	-	-	-	-	6
TURNER, Jabari	1	-	-	-	-	-	-	-	6
AUGUSTINE, A.J.	1	-	-	-	-	0-1	-	-	6
Total	30	9-16	28-29	-	-	0-1	-	-	235
Opponents	55	12-22	48-50	0-1	1	1-3	-	-	416

Total Offense	g	plays	rush	pass	total	avg/g
KORDENBROCK, Eric	7	262	-131	1619	1488	212.6
AUGUSTINE, A.J.	11	218	15	1149	1164	105.8
ZIGLAR, Derrick	11	148	768	0	768	69.8
WATTS, Deon	11	56	182	0	182	16.5
TURNER, Jabari	8	35	153	0	153	19.1
ALFORD, Hayden	4	14	-7	98	91	22.8
LIPSCOMB, Bradley	10	17	79	0	79	7.9
FORLINES, Dane	10	4	6	0	6	0.6
ROGERS, James	12	1	4	0	4	0.3
TEAM	6	4	-1	0	-1	-0.2
Total	12	760	1068	2866	3934	327.8
Opponents	12	887	2548	2912	5460	455.0

Field Goals	fg	pct.	01-19	20-29	30-39	40-49	50-99	lg	blk
CHRISTOPHER, Dillon	9-16	56.2	0-0	2-3	4-7	1-4	2-2	52	1

FG Sequence	VMI	Opponents
RICHMOND	-	(29),(38)
Glenville State	-	-
North Greenville	(37)	(22),(27),(45),37
Virginia	-	37
Robert Morris	(26),34,27	42,(40)
Charleston So.	(45)	43,(22),(22)
Presbyterian College	46	16
Coastal Carolina	(32),(29)	(43)
Liberty	-	39,56,(27),44
Gardner-Webb	(39),(52),47,30	(32)
The Citadel	41,(38),32	20,(34)
BUCKNELL	(52)	27

Punting	no.	yds	avg	lg	tb	fc	i20	50+	blk
EBERHARDT, David	64	2481	38.8	58	2	17	12	11	0
ALFORD, Hayden	5	204	40.8	46	1	3	0	0	0
TEAM	1	8	8.0	8	0	0	0	0	1
Total	70	2693	38.5	58	3	20	12	11	1
Opponents	39	1391	35.7	59	4	8	15	3	0

Kickoffs	no.	yds	avg	tb	ob	retn	net	ydIn
CHRISTOPHER, Dillon	46	2645	57.5	8	2			
Total	46	2645	57.5	8	2	25.8	34.1	30
Opponents	77	4529	58.8	14	3	18.6	39.8	25



VMI Overall Individual Statistics (End of Season) All games

All Purpose	g	rush	rcv	pr	kr	ir	total	avg/g
ZIGLAR, Derrick	11	768	336	0	0	0	1104	100.4
FORLINES, Dan	10	6	123	24	556	0	709	70.9
PATTERSON, S	12	0	646	0	0	0	646	53.8
ROGERS, Jame	12	4	435	0	0	0	439	36.6
BURTON, Doug	12	0	322	0	0	0	322	26.8
STOUT, Taylor	12	0	0	0	310	0	310	25.8
FRUEHAN, Jam	12	0	0	28	238	5	271	22.6
WATTS, Deon	11	182	89	0	0	0	271	24.6
NICHOLSON, M	12	0	269	0	0	0	269	22.4
TURNER, Jabari	8	153	68	0	0	0	221	27.6
SANDERS, Aaro	12	0	193	0	0	0	193	16.1
THOMPSON, Al	12	0	190	0	0	0	190	15.8
THOMPSON, M	8	0	149	0	0	0	149	18.6
LIPSCOMB, Bra	10	79	3	0	0	0	82	8.2
FURLLOW, Caleb	12	0	0	0	0	52	52	4.3
MOORE, Doug	12	0	0	0	0	39	39	3.2
HANN, Bradley	12	0	37	0	0	0	37	3.1
LINDSEY, Caleb	5	0	0	0	0	16	16	3.2
AUGUSTINE, A.	11	15	0	0	0	0	15	1.4
BOCK, Brendon	5	0	0	0	0	13	13	2.6
HAWKINS, Travi	12	0	0	0	10	0	10	0.8
JOHNSON, Darr	10	0	6	0	0	0	6	0.6
WASHINGTON,	12	0	0	0	0	4	4	0.3
JONES, Damian	12	0	0	0	0	2	2	0.2
TEAM	6	-1	0	0	0	0	-1	-0.2
ALFORD, Hayde	4	-7	0	0	0	0	-7	-1.8
KORDENBROC	7	-131	0	0	0	0	-131	-18.7
Total	12	1068	2866	52	1114	131	5231	435.9
Opponents	12	2548	2912	404	877	114	6855	571.2

VMI Team Game-by-Game Comparison (End of Season) All games

Opponent	Score	First Downs				Rushing		Passing		Total Offense	Return	Turn-
		Total	Rush	Pass	Pen	Number-Yards		Comp-Att-Int	Yards	Plays-Yards	Yards	Overs
RICHMOND	0 - 34	9 / 26	4 / 11	3 / 15	2 / 0	20-39 / 37-226		18-32-3 / 29-45-1	135 / 313	52-174 / 82-539	158 / 48	3 / 3
GLENVILLE STATE	34 - 27	22 / 26	10 / 9	11 / 14	1 / 3	27-144 / 40-178		23-30-0 / 22-38-0	314 / 310	57-458 / 78-488	106 / 112	1 / 0
NORTH GREENVILLE	24 - 37	16 / 26	2 / 12	13 / 12	1 / 2	23-22 / 43-215		27-47-0 / 23-35-1	369 / 289	70-391 / 78-504	148 / 137	1 / 1
Virginia	0 - 49	4 / 29	2 / 20	1 / 8	1 / 1	25-41 / 63-357		9-31-0 / 20-30-2	38 / 223	56-79 / 93-580	152 / 107	2 / 2
ROBERT MORRIS	31 - 37	25 / 20	6 / 7	19 / 13	0 / 0	26-125 / 31-127		34-52-0 / 22-43-2	359 / 321	78-484 / 74-448	154 / 297	1 / 2
CHARLESTON SO.	17 - 25	19 / 23	4 / 11	13 / 12	2 / 0	18-44 / 47-211		21-38-2 / 18-29-0	263 / 245	56-307 / 76-456	88 / 50	2 / 0
Presbyterian College	35 - 49	23 / 25	9 / 10	12 / 13	2 / 2	29-140 / 41-213		20-35-0 / 21-33-0	400 / 322	64-540 / 74-535	147 / 157	2 / 0
Coastal Carolina	27 - 66	23 / 25	10 / 13	12 / 9	1 / 3	37-148 / 41-299		21-33-2 / 16-21-0	261 / 203	70-409 / 62-502	157 / 240	2 / 0
Liberty	7 - 17	14 / 16	7 / 8	7 / 6	0 / 2	29-69 / 42-187		16-30-3 / 13-26-1	135 / 190	59-204 / 68-377	4 / 28	3 / 1
GARDNER-WEBB	27 - 9	12 / 17	7 / 4	4 / 13	1 / 0	43-110 / 31-58		9-20-0 / 26-47-2	99 / 237	63-209 / 78-295	34 / 129	1 / 5
The Citadel	10 - 31	22 / 21	8 / 17	12 / 2	2 / 2	31-92 / 59-304		21-34-1 / 3-8-0	249 / 55	65-341 / 67-359	49 / 23	1 / 0
BUCKNELL	23 - 35	18 / 17	6 / 9	11 / 8	1 / 0	40-94 / 33-173		19-30-1 / 15-24-0	244 / 204	70-338 / 57-377	100 / 123	4 / 2
Totals	235 - 416	207 / 271	75 / 131	118 / 125	14 / 15	348-1068 / 508-2548		238-412-12 / 228-379-9	2866 / 2912	760-3934 / 887-5460	1297 / 1451	23 / 16

Opponent	3rd Down	4th Down	Time of	TOP	Avg	Avg	Avg	Punting	Penalties	Sacks
	Conversions	Conversions	Possession	Margin	Yds/Rush	Yds/Pass	Yds/Play	Number-Avg	Number-Yards	
RICHMOND	1-12 / 10-16	1-1 / 0-0	26:07 / 33:53	-7:46	2.0 / 6.1	4.2 / 7.0	3.3 / 6.6	8-37.0 / 3-37.7	9-78 / 9-85	1 / 0
GLENVILLE STATE	4-8 / 6-16	0-0 / 2-4	27:59 / 32:01	-4:02	5.3 / 4.4	10.5 / 8.2	8.0 / 6.3	4-40.5 / 4-34.2	8-72 / 6-63	4 / 2
NORTH GREENVILLE	8-18 / 7-16	1-2 / 1-1	28:15 / 31:45	-3:30	1.0 / 5.0	7.9 / 8.3	5.6 / 6.5	8-44.4 / 4-38.0	4-51 / 7-40	0 / 4
Virginia	1-16 / 11-18	0-1 / 1-4	23:13 / 36:47	-13:34	1.6 / 5.7	1.2 / 7.4	1.4 / 6.2	13-36.5 / 2-29.0	5-33 / 7-50	2 / 3
ROBERT MORRIS	6-17 / 3-13	0-1 / 1-3	31:51 / 28:09	3:42	4.8 / 4.1	6.9 / 7.5	6.2 / 6.1	6-45.7 / 3-41.0	5-28 / 6-45	1 / 3
CHARLESTON SO.	3-11 / 7-18	1-3 / 3-3	23:22 / 36:38	-13:16	2.4 / 4.5	6.9 / 8.4	5.5 / 6.0	4-36.8 / 4-39.0	2-10 / 11-80	1 / 3
Presbyterian College	5-11 / 9-16	0-1 / 2-3	26:58 / 33:02	-6:04	4.8 / 5.2	11.4 / 9.8	8.4 / 7.2	5-41.6 / 3-37.7	6-58 / 8-76	1 / 4
Coastal Carolina	5-13 / 6-10	0-1 / 0-1	33:21 / 26:39	6:42	4.0 / 7.3	7.9 / 9.7	5.8 / 8.1	4-33.8 / 1-33.0	9-73 / 7-75	1 / 2
Liberty	5-14 / 6-16	1-1 / 0-0	27:06 / 32:54	-5:48	2.4 / 4.5	4.5 / 7.3	3.5 / 5.5	7-34.9 / 4-39.0	4-16 / 6-34	3 / 4
GARDNER-WEBB	6-17 / 8-17	0-0 / 1-3	33:27 / 26:33	6:54	2.6 / 1.9	4.9 / 5.0	3.3 / 3.8	6-36.7 / 5-27.6	8-48 / 13-85	3 / 5
The Citadel	6-13 / 3-11	0-3 / 2-3	27:56 / 32:04	-4:08	3.0 / 5.2	7.3 / 6.9	5.2 / 5.4	1-47.0 / 1-36.0	9-95 / 6-65	0 / 7
BUCKNELL	8-17 / 6-13	2-2 / 0-0	32:52 / 27:08	5:44	2.3 / 5.2	8.1 / 8.5	4.8 / 6.6	4-32.8 / 5-35.2	7-35 / 6-59	1 / 6
Totals	58-167 / 82-180	6-16 / 13-25	342:27 / 377:33	-35:06	3.1 / 5.0	7.0 / 7.7	5.2 / 6.2	70-38.5 / 39-35.7	76-597 / 92-757	18 / 43

Note: Game totals are displayed in the format TEAM/OPPONENT for each category

VMI Overall Defensive Statistics (End of Season)

All games

#	Defensive Leaders	gp	Tackles			Sacks	Pass defense			Fumbles		blkd	
			ua	a	tot		int-yds	brup	qbh	rcv-yds	ff	kick	saf
57	REBER, Weston	12	32	50	82	3.5-5	2.0-3	.	.	2	3-0	.	.
20	JAMES, Alex	12	36	44	80	1.5-4	.	2
33	GARVIN, Ty	12	24	49	73	2.5-5	.	2	.	.	1	.	.
41	STAIB, Logan	11	33	36	69	6.5-19	0.5-3	2	1	1-0	.	.	.
91	SMITH, Justin	12	29	35	64	2.5-10	1.5-3	2	2	1-0	.	.	.
99	NELSON, Joe	12	12	44	56	4.5-16	1.0-5	1	1
9	FRUEHAN, James	12	33	21	54	0.5-0	.	2-5	6
3	FURLOW, Caleb	12	25	27	52	4.5-8	0.5-1	1-52	4	1	.	.	.
30	HYMAN, William	12	24	28	52	4.0-28	3.0-25	.	2	.	1	.	.
7	JONES, Damian	12	34	16	50	0.5-4	.	1-2	5
97	WASHINGTON, John	12	14	30	44	6.5-30	3.0-21	1-4	1	1	.	1	.
25	KEYS, Alex	12	23	20	43	2.0-6	.	.	2	.	1	.	.
19	MOORE, Doug	12	16	12	28	1.0-1	.	1-39	5	2	.	.	.
54	ASHTON, Darnell	10	11	15	26	0.5-1
45	WILLIAMS, Miller	11	7	19	26	1.0-3	.	1-0	1
86	HARPER, Chris	8	16	10	26	5.5-17	4.5-15	.	1	2	1-0	.	.
84	MAYS, Connor	12	5	17	22	1.5-3	1	.	.
38	ROBINSON, Alijah	12	14	7	21	.	.	2
28	OWENS, Tyler	12	8	12	20
16	SMITH, Mike	10	13	6	19	.	.	2
47	LINDSEY, Caleb	5	6	6	12	2.0-14	1.0-13	1-16
90	DE WOLFF, Robert	12	5	7	12	0.5-2
34	BOCK, Brendon	5	4	5	9	.	.	1-13
59	COPELAND, Chris	12	5	4	9	1.0-1	.	.	1
37	NICELY, Dakota	10	.	6	6
82	NICHOLSON, Matthe	12	2	2	4
31	HAWKINS, Travis	12	1	3	4
95	KING, James	8	2	1	3
26	LIPSCOMB, Bradley	10	2	1	3
50	SEXTON, Patrick	12	2	.	2
92	HAYS, Walker	12	1	1	2
2	WATTS, Deon	11	1	1	2
15	ROGERS, James	12	2	.	2
80	PATTERSON, Samuel	12	2	.	2
39	ZIGLAR, Derrick	11	2	.	2
51	LUCAS, Will	12	1	.	1
1	JOHNSON, Eric	2	1	.	1
TM	TEAM	6	1	.	1	1-0	.	.	.
6	FORLINES, Dane	10	1	.	1
18	BURTON, Doug	12	1	.	1
22	STOUT, Taylor	12	.	1	1
85	SANDERS, Aaron	12	.	1	1
5	MICHIE, Chap	1	1	.	1
14	KORDENBROCK, Eric	7	1	.	1
87	THOMPSON, Mario	8	.	1	1
17	AUGUSTINE, A.J.	11	1	.	1
Total		12	454	538	992	52-177	18-83	9-131	37	16	7-0	5	.
Opponents		12	399	416	815	75-422	43-362	12-114	49	17	11-56	16	2

VMI - Long Plays

20-YARD PLUS PLAYS

Yds	Type	Player(s)	Opponent
61*	Pass	NICHOLSON, Matthew from AUGUSTINE, A.J.	Presbyterian College
59	Pass	ROGERS, James from KORDENBROCK, Eric	North Greenville
56*	Pass	ZIGLAR, Derrick from KORDENBROCK, Eric	Glenville State
55	Rush	LIPSCOMB, Bradley	Robert Morris
54	Pass	ZIGLAR, Derrick from KORDENBROCK, Eric	Presbyterian College
52	INT	FURLOW, Caleb	Robert Morris
47*	Pass	BURTON, Doug from KORDENBROCK, Eric	North Greenville
42	Pass	PATTERSON, Samuel from KORDENBROCK, Eric	Presbyterian College
40	Pass	BURTON, Doug from KORDENBROCK, Eric	Charleston So.
40	Pass	PATTERSON, Samuel from AUGUSTINE, A.J.	Coastal Carolina
39	INT	MOORE, Doug	Virginia
39*	Pass	NICHOLSON, Matthew from KORDENBROCK, Eric	Robert Morris
38*	Pass	THOMPSON, Mario from KORDENBROCK, Eric	Glenville State
36*	Pass	FORLINES, Dane from KORDENBROCK, Eric	Robert Morris
35	Pass	PATTERSON, Samuel from AUGUSTINE, A.J.	Presbyterian College
35	KR	FORLINES, Dane	Robert Morris
35*	Pass	PATTERSON, Samuel from AUGUSTINE, A.J.	BUCKNELL
35	Pass	ROGERS, James from AUGUSTINE, A.J.	BUCKNELL
34*	Pass	PATTERSON, Samuel from AUGUSTINE, A.J.	Liberty
34	Rush	ZIGLAR, Derrick	Presbyterian College
34	Rush	AUGUSTINE, A.J.	Presbyterian College
33	Pass	ZIGLAR, Derrick from KORDENBROCK, Eric	North Greenville
33	KR	FORLINES, Dane	Presbyterian College
32	KR	STOUT, Taylor	BUCKNELL
32	Pass	SANDERS, Aaron from KORDENBROCK, Eric	Presbyterian College
31	Pass	PATTERSON, Samuel from KORDENBROCK, Eric	North Greenville
31*	Pass	PATTERSON, Samuel from KORDENBROCK, Eric	Charleston So.
30	Pass	BURTON, Doug from KORDENBROCK, Eric	Glenville State
30	Pass	NICHOLSON, Matthew from KORDENBROCK, Eric	North Greenville
29	Pass	THOMPSON, Alec from ALFORD, Hayden	The Citadel
29	KR	FORLINES, Dane	Coastal Carolina
29	KR	STOUT, Taylor	The Citadel
28	Rush	ZIGLAR, Derrick	Glenville State
28	KR	STOUT, Taylor	RICHMOND
28	Pass	BURTON, Doug from AUGUSTINE, A.J.	Presbyterian College
28*	Pass	PATTERSON, Samuel from AUGUSTINE, A.J.	Coastal Carolina
27	KR	FORLINES, Dane	Robert Morris
27*	Pass	ROGERS, James from AUGUSTINE, A.J.	The Citadel
27	Pass	ROGERS, James from AUGUSTINE, A.J.	BUCKNELL
26	KR	FRUEHAN, James	North Greenville
26	KR	FORLINES, Dane	Virginia
26*	Pass	PATTERSON, Samuel from AUGUSTINE, A.J.	Gardner-Webb
26	Pass	SANDERS, Aaron from KORDENBROCK, Eric	Glenville State
26	Pass	PATTERSON, Samuel from AUGUSTINE, A.J.	The Citadel
25	KR	FORLINES, Dane	Charleston So.
25	KR	STOUT, Taylor	RICHMOND
24	Pass	PATTERSON, Samuel from AUGUSTINE, A.J.	Presbyterian College
23	Pass	PATTERSON, Samuel from AUGUSTINE, A.J.	Coastal Carolina
23	KR	STOUT, Taylor	BUCKNELL
23	KR	FORLINES, Dane	Virginia
23	KR	FRUEHAN, James	North Greenville
23	KR	STOUT, Taylor	Glenville State
23	KR	STOUT, Taylor	North Greenville
23	KR	FORLINES, Dane	Presbyterian College
22	KR	FORLINES, Dane	Charleston So.
22	KR	FORLINES, Dane	Presbyterian College
22	KR	FRUEHAN, James	RICHMOND
22	KR	FORLINES, Dane	Presbyterian College
22	KR	FRUEHAN, James	Robert Morris
22*	Rush	ZIGLAR, Derrick	North Greenville
22	KR	FORLINES, Dane	Glenville State
21	KR	FRUEHAN, James	North Greenville
21	KR	FORLINES, Dane	RICHMOND
21	Pass	ZIGLAR, Derrick from AUGUSTINE, A.J.	Coastal Carolina
20	Pass	ROGERS, James from ALFORD, Hayden	The Citadel
20	Pass	PATTERSON, Samuel from KORDENBROCK, Eric	North Greenville
20*	Pass	PATTERSON, Samuel from AUGUSTINE, A.J.	Presbyterian College
20	Pass	THOMPSON, Mario from KORDENBROCK, Eric	Robert Morris

* touchdown scored on play

LONG PLAYS BY THE NUMBERS

Long Plays By Yards	No.	TD
100+	0	0
90-99	0	0
80-89	0	0
70-79	0	0
60-69	1	1
50-59	5	1
40-49	4	1
30-39	19	6
20-29	39	5

Long Plays By Type	No.	TD
Rushing	5	1
Passing	36	13
Punt returns	0	0
Kick returns	25	0
Interceptions	2	0
Fumble returns	0	0
Other	0	0
TOTAL	68	14

20-YARD PLUS BY PLAYER

Player	No.	TD	R	P	KR	PR	IR	FR
PATTERSON, Samuel	14	6	0	14	0	0	0	0
FORLINES, Dane	14	1	0	1	13	0	0	0
ZIGLAR, Derrick	7	2	3	4	0	0	0	0
STOUT, Taylor	7	0	0	0	7	0	0	0
ROGERS, James	5	1	0	5	0	0	0	0
FRUEHAN, James	5	0	0	0	5	0	0	0
BURTON, Doug	4	1	0	4	0	0	0	0
NICHOLSON, Matthew	3	2	0	3	0	0	0	0
THOMPSON, Mario	2	1	0	2	0	0	0	0
SANDERS, Aaron	2	0	0	2	0	0	0	0
AUGUSTINE, A.J.	1	0	1	0	0	0	0	0
THOMPSON, Alec	1	0	0	1	0	0	0	0
MOORE, Doug	1	0	0	0	0	0	1	0
FURLOW, Caleb	1	0	0	0	0	0	1	0
LIPSCOMB, Bradley	1	0	1	0	0	0	0	0
TOTAL	68	14	5	36	25	0	2	0

LONGEST PLAYS OF THE YEAR

Rushing
55 LIPSCOMB, Bradley vs Robert Morris (9/28/2013)

Rushing Touchdown
22 ZIGLAR, Derrick vs North Greenville (9/14/2013)

Passing
61 NICHOLSON, Matthew from AUGUSTINE, A.J.
vs Presbyterian College (10/19/2013)

Passing Touchdown
61 NICHOLSON, Matthew from AUGUSTINE, A.J.
vs Presbyterian College (10/19/2013)

Punt Return
17 FRUEHAN, James vs Charleston So. (10/12/2013)

Kick Return
35 FORLINES, Dane vs Robert Morris (9/28/2013)

Interception Return
52 FURLOW, Caleb vs Robert Morris (9/28/2013)

Fumble Return
None

Punt
58 EBERHARDT, David vs Glenville State (9/7/2013)

Field Goal
52 CHRISTOPHER, Dillon vs Gardner-Webb (11/9/2013)
52 CHRISTOPHER, Dillon vs BUCKNELL (11/23/2013)

2014 VMI Football Fact Book

VMI Football VMI Game Superlatives (End of Season) All games

INDIVIDUAL GAME HIGHS

Rushes	23	ZIGLAR, Derrick at Coastal Carolina (Oct 26, 2013)
Yards Rushing	136	ZIGLAR, Derrick at Coastal Carolina (Oct 26, 2013)
TD Rushes	2	ZIGLAR, Derrick at Presbyterian College (Oct 19, 2013)
Long Rush	55	LIPSCOMB, Bradley vs Robert Morris (Sep 28, 2013)
Pass attempts	51	KORDENBROCK, Eric vs Robert Morris (Sep 28, 2013)
Pass completions	34	KORDENBROCK, Eric vs Robert Morris (Sep 28, 2013)
Yards Passing	369	KORDENBROCK, Eric vs North Greenville (Sep 14, 2013)
TD Passes	4	KORDENBROCK, Eric vs Glenville State (Sep 07, 2013)
Long Pass	61	AUGUSTINE, A.J. at Presbyterian College (Oct 19, 2013)
Receptions	7	TURNER, Jabari vs Robert Morris (Sep 28, 2013)
	7	PATTERSON, Samuel at Presbyterian College (Oct 19, 2013)
Yards Receiving	161	PATTERSON, Samuel at Presbyterian College (Oct 19, 2013)
TD Receptions	2	NICHOLSON, Matthew vs Robert Morris (Sep 28, 2013)
	2	PATTERSON, Samuel at Presbyterian College (Oct 19, 2013)
Long Reception	61	NICHOLSON, Matthew at Presbyterian College (Oct 19, 2013)
Field Goals	2	CHRISTOPHER, Dillon at Coastal Carolina (Oct 26, 2013)
	2	CHRISTOPHER, Dillon vs Gardner-Webb (Nov 09, 2013)
Long Field Goal	52	CHRISTOPHER, Dillon vs Gardner-Webb (Nov 09, 2013)
	52	CHRISTOPHER, Dillon vs BUCKNELL (Nov 23, 2013)
Punts	8	EBERHARDT, David at RICHMOND (Aug 31, 2013)
	8	EBERHARDT, David vs North Greenville (Sep 14, 2013)
	8	EBERHARDT, David at Virginia (Sep 21, 2013)
Punting Avg	47.0	EBERHARDT, David at The Citadel (Nov 16, 2013)
Long Punt	58	EBERHARDT, David vs Glenville State (Sep 07, 2013)
Punts inside 20	3	EBERHARDT, David vs Glenville State (Sep 07, 2013)
	3	EBERHARDT, David at Liberty (Nov. 2, 2013)
Long Punt Return	17	FRUEHAN, James vs Charleston So. (Oct 12, 2013)
Long Kickoff Return	35	FORLINES, Dane vs Robert Morris (Sep 28, 2013)
Tackles	15	JAMES, Alex vs Glenville State (Sep 07, 2013)
Sacks	1.0	HYMAN, William vs Glenville State (Sep 07, 2013)
	1.0	LINDSEY, Caleb vs Glenville State (Sep 07, 2013)
	1.0	SMITH, Justin vs Glenville State (Sep 07, 2013)
	1.0	WASHINGTON, John vs Glenville State (Sep 07, 2013)
	1.0	HARPER, Chris at Virginia (Sep 21, 2013)
	1.0	HYMAN, William vs Charleston So. (Oct 12, 2013)
	1.0	HARPER, Chris at Presbyterian College (Oct 19, 2013)
	1.0	HARPER, Chris at Coastal Carolina (Oct 26, 2013)
	1.0	REBER, Weston at Liberty (Nov. 2, 2013)
	1.0	HARPER, Chris at Liberty (Nov. 2, 2013)
	1.0	WASHINGTON, John at Liberty (Nov. 2, 2013)
	1.0	HYMAN, William vs Gardner-Webb (Nov 09, 2013)
	1.0	REBER, Weston vs Gardner-Webb (Nov 09, 2013)
Tackles For Loss	2.5	STAIB, Logan vs Robert Morris (Sep 28, 2013)
	2.5	WASHINGTON, John at Liberty (Nov. 2, 2013)
Interceptions	1	BOCK, Brendon at RICHMOND (Aug 31, 2013)
	1	LINDSEY, Caleb vs North Greenville (Sep 14, 2013)
	1	FRUEHAN, James at Virginia (Sep 21, 2013)
	1	MOORE, Doug at Virginia (Sep 21, 2013)
	1	JONES, Damian vs Robert Morris (Sep 28, 2013)
	1	FURLOW, Caleb vs Robert Morris (Sep 28, 2013)
	1	WASHINGTON, John at Liberty (Nov. 2, 2013)
	1	FRUEHAN, James vs Gardner-Webb (Nov 09, 2013)
	1	WILLIAMS, Miller vs Gardner-Webb (Nov 09, 2013)

VMI Football VMI Game Superlatives (End of Season) All games

TEAM GAME HIGHS

Rushes	43	vs Gardner-Webb (Nov 09, 2013)
Yards Rushing	148	at Coastal Carolina (Oct 26, 2013)
Yards Per Rush	5.3	vs Glenville State (Sep 07, 2013)
TD Rushes	2	at Presbyterian College (Oct 19, 2013)
	2	vs BUCKNELL (Nov 23, 2013)
Pass attempts	52	vs Robert Morris (Sep 28, 2013)
Pass completions	34	vs Robert Morris (Sep 28, 2013)
Yards Passing	400	at Presbyterian College (Oct 19, 2013)
Yards Per Pass	11.4	at Presbyterian College (Oct 19, 2013)
TD Passes	4	vs Glenville State (Sep 07, 2013)
Total Plays	78	vs Robert Morris (Sep 28, 2013)
Total Offense	540	at Presbyterian College (Oct 19, 2013)
Yards Per Play	8.4	at Presbyterian College (Oct 19, 2013)
Points	35	at Presbyterian College (Oct 19, 2013)
Sacks By	4	vs Glenville State (Sep 07, 2013)
First Downs	25	vs Robert Morris (Sep 28, 2013)
Penalties	9	at RICHMOND (Aug 31, 2013)
	9	at Coastal Carolina (Oct 26, 2013)
	9	at The Citadel (Nov 16, 2013)
Penalty Yards	95	at The Citadel (Nov 16, 2013)
Turnovers	4	vs BUCKNELL (Nov 23, 2013)
Interceptions By	2	at Virginia (Sep 21, 2013)
	2	vs Robert Morris (Sep 28, 2013)
	2	vs Gardner-Webb (Nov 09, 2013)
Punts	13	at Virginia (Sep 21, 2013)
Punting Avg	47.0	at The Citadel (Nov 16, 2013)
Long Punt	58	vs Glenville State (Sep 07, 2013)
Punts inside 20	3	vs Glenville State (Sep 07, 2013)
	3	at Liberty (Nov. 2, 2013)
Long Punt Return	17	vs Charleston So. (Oct 12, 2013)

Game by Game Starters - 2013 Season

Opponent	WR	LT	LG	C	RG	RT	WR	QB	RB	WR/FB/TE	TE
Richmond	Rogers	Roseborough	Goulden	Lucas	Murray	Marcotte	Patterson	Kordenbrock	Ziglar	Burton	M. Thompson
Glenville State	Rogers	Roseborough	Goulden	Lucas	Murray	Marcotte	Patterson	Kordenbrock	A. Thompson (WR)	Burton	M. Thompson
North Greenville	A. Thompson	Cooper	Goulden	Lucas	Murray	Marcotte	Patterson	Kordenbrock	Ziglar	J. Garvin (TE)	Hann
Virginia	Rogers	Cooper	Goulden	Lucas	Murray	Marcotte	Patterson	Kordenbrock	Ziglar	Sanders	M. Thompson
Robert Morris	Burton	Cooper	Goulden	Lucas	Murray	Marcotte	Patterson	Kordenbrock	Turner	Lewis (TE)	M. Thompson
Charleston Southern	Burton	Cooper	Goulden	Lucas	Murray	Marcotte	Patterson	Kordenbrock	Ziglar	Forlines	M. Thompson
Presbyterian	Burton	Cooper	Goulden	Lucas	Murray	Marcotte	Patterson	Kordenbrock	Ziglar	Rogers	M. Thompson
Coastal Carolina	Burton	Cooper	Goulden	Lucas	Murray	Marcotte	Patterson	Augustine	Ziglar	Rogers	M. Thompson
Liberty	Burton	Cooper	Goulden	Lucas	Murray	Marcotte	Patterson	Augustine	Ziglar	Nicholson	A. Thompson (WR)
Gardner-Webb	Sanders	Cooper	Goulden	Lucas	Murray	Marcotte	Patterson	Augustine	Ziglar	Nicholson	Lewis
The Citadel	Burton	Cooper	Goulden	Lucas	Murray	Marcotte	Patterson	Augustine	Ziglar	Rogers	Hann
Bucknell	Burton	Roseborough	Goulden	Lucas	Murray	Marcotte	Patterson	Augustine	Ziglar	Rogers	Hann

Opponent	DE	NT	DE	OLB	ILB	ILB	OLB	CB	SS	FS	CB
Richmond	Washington	Nelson	Smith	Hyman	Garvin	Reber	Staib	Fruehan	Furrow	James	Jones
Glenville State	Washington	Nelson	Smith	Hyman	Garvin	Reber	Owens	Fruehan	Furrow	James	Jones
North Greenville	Washington	Nelson	Smith	Hyman	Garvin	Reber	Owens	Fruehan	Furrow	James	Jones
Virginia	Washington	Nelson	Smith	Hyman	Garvin	Reber	Owens	Fruehan	Furrow	James	Jones
Robert Morris	Washington	Nelson	Smith	Hyman	Garvin	Reber	Staib	Fruehan	Furrow	James	Jones
Charleston Southern	Washington	Nelson	Smith	Hyman	Garvin	Reber	Staib	Fruehan	Furrow	James	Jones
Presbyterian	Washington	Nelson	Smith	Harper	Garvin	Reber	Staib	Fruehan	Furrow	James	Jones
Coastal Carolina	Washington	Nelson	Smith	Harper	Garvin	Reber	Staib	Fruehan	Furrow	James	Jones
Liberty	Washington	Nelson	Smith	Hyman	Garvin	Reber	Staib	Fruehan	Furrow	James	Jones
Gardner-Webb	Washington	Nelson	Smith	Hyman	Garvin	Reber	Staib	Fruehan	Furrow	James	Jones
The Citadel	Washington	Nelson	Smith	Hyman	Garvin	Reber	Staib	Fruehan	Furrow	James	Jones
Bucknell	Washington	Nelson	Smith	Hyman	Garvin	Reber	Harper	Fruehan	Furrow	James	Jones

Series Versus 2014 Opponents

Bucknell

Series Record: 1-1

Record In Lexington: 1-1

Record In Lewisburg: 0-0

First Meeting: 1978 **Last Meeting:** 2013

DATE	SITE	W/L	SCORE
Sept. 16, 1978	Lexington, Va.	W	25-14
Nov. 23, 2013	Lexington, Va.	L	23-35

Bowling Green

Series Record: 0-0

First Meeting: 2014 **Last Meeting:** 2014

DATE	SITE	W/L	SCORE
2014 will be the first VMI/BGSU game			

Chattanooga

Series Record: 7-12-1

Record In Lexington: 4-6-0

Record In Chattanooga: 3-6-1

First Meeting: 1971 **Last Meeting:** 2002

DATE	SITE	W/L	SCORE
Nov. 20, 1971	Lexington, Va.	L	8-31
Nov. 18, 1972	Chattanooga, Tenn.	W	17-0
Oct. 11, 1980	Lexington, Va.	L	10-55
Nov. 5, 1983	Chattanooga, Tenn.	L	6-23
Oct. 20, 1984	Lexington, Va.	L	0-35
Nov. 16, 1985	Chattanooga, Tenn.	L	7-54
Nov. 21, 1987	Lexington, Va.	L	0-31
Nov. 18, 1989	Chattanooga, Tenn.	T	14-14
Nov. 23, 1991	Chattanooga, Tenn.	L	14-50
Nov. 21, 1992	Lexington, Va.	W	37-34 (OT)
Oct. 16, 1993	Lexington, Va.	W	35-29 (2OT)
Oct. 15, 1994	Chattanooga, Tenn.	L	14-49
Oct. 14, 1995	Lexington, Va.	W	17-12
Oct. 19, 1996	Chattanooga, Tenn.	W	28-14
Oct. 11, 1997	Lexington, Va.	L	24-27
Oct. 17, 1998	Chattanooga, Tenn.	L	7-45
Oct. 16, 1999	Lexington, Va.	L	0-27
Oct. 14, 2000	Chattanooga, Tenn.	L	14-27
Oct. 13, 2001	Lexington, Va.	W	19-16
Oct. 19, 2002	Chattanooga, Tenn.	W	35-31

The Citadel

Series Record: 30-37-2

Record In Lexington: 16-10-2

Record In Charleston: 10-23

Record at Neutral: 4-4

First Meeting: 2000 **Last Meeting:** 2013

DATE	SITE	W/L	SCORE
1920	Lynchburg, Va.	W	35-0
1929	Lexington, Va.	W	12-7
1930	Charleston, S.C.	L	6-7
1931	Lexington, Va.	T	13-13
1932	Charleston, S.C.	L	6-12
1937	Lexington, Va.	W	27-0
1946	Lexington, Va.	W	21-6
1947	Charleston, S.C.	L	6-7
1948	Lexington, Va.	W	34-6
1949	Charleston, S.C.	L	14-19
Nov. 18, 1950	Lexington, Va.	W	13-7
Nov. 17, 1951	Charleston, S.C.	W	27-21
Nov. 15, 1952	Lexington, Va.	W	20-19
Oct. 10, 1953	Charleston, S.C.	W	14-0
Nov. 13, 1954	Lexington, Va.	W	42-0

Nov. 12, 1955	Charleston, S.C.	W	14-7
Nov. 16, 1957	Lexington, Va.	W	33-7
Nov. 6, 1958	Charleston, S.C.	L	6-14
Nov. 14, 1959	Lexington, Va.	W	32-8
Nov. 12, 1960	Charleston, S.C.	W	20-6
Nov. 4, 1961	Lexington, Va.	L	8-14
Nov. 3, 1962	Charleston, S.C.	W	16-7
Nov. 16, 1963	Lexington, Va.	W	33-8
Nov. 14, 1964	Charleston, S.C.	L	0-17
Nov. 13, 1965	Lexington, Va.	W	21-7
Nov. 12, 1966	Charleston, S.C.	L	14-30
Oct. 22, 1967	Roanoke, Va.	W	22-11
Oct. 19, 1968	Charleston, S.C.	L	8-13
Oct. 18, 1969	Lexington, Va.	L	2-28
Oct. 24, 1970	Charleston, S.C.	L	9-56
Oct. 9, 1971	Lexington, Va.	L	24-25
Oct. 7, 1972	Charleston, S.C.	L	3-42
Oct. 6, 1973	Lexington, Va.	W	23-6
Oct. 12, 1974	Charleston, S.C.	W	20-9
Oct. 25, 1975	Lexington, Va.	L	3-6
Nov. 6, 1976	Charleston, S.C.	W	30-14
Oct. 15, 1977	Lexington, Va.	W	19-3
Sept. 23, 1978	Charleston, S.C.	L	3-14
Oct. 20, 1979	Lexington, Va.	L	6-37
Oct. 4, 1980	Charleston, S.C.	L	0-28
Oct. 10, 1981	Norfolk, Va.	W	14-0
Oct. 9, 1982	Charleston, S.C.	L	7-21
Oct. 8, 1983	Lexington, Va.	L	6-27
Nov. 3, 1984	Charleston, S.C.	L	24-27
Oct. 5, 1985	Lexington, Va.	T	14-14
Oct. 11, 1986	Charleston, S.C.	W	47-30
Oct. 10, 1987	Charleston, S.C.	W	7-3
Nov. 12, 1988	Norfolk, Va.	L	20-31
Nov. 11, 1989	Lexington, Va.	W	20-10
Nov. 3, 1990	Charleston, S.C.	L	3-23
Oct. 26, 1991	Norfolk, Va.	L	14-17
Nov. 14, 1992	Charleston, S.C.	L	0-50
Nov. 13, 1993	Charleston, S.C.	L	33-34
Nov. 12, 1994	Norfolk, Va.	L	14-58
Nov. 11, 1995	Charleston, S.C.	W	34-7
Nov. 16, 1996	Lexington, Va.	W	34-27 (2OT)
Nov. 15, 1997	Charleston, S.C.	L	6-28
Nov. 14, 1998	Lexington, Va.	L	10-36
Nov. 13, 1999	Charleston, S.C.	L	6-7
Nov. 11, 2000	Lexington, Va.	W	41-21
Nov. 10, 2001	Charleston, S.C.	L	7-49
Nov. 16, 2002	Charlotte, N.C.	W	23-21
Nov. 15, 2003	Charlotte, N.C.	L	23-27
Nov. 19, 2005	Lexington, Va.	L	14-22
Nov. 11, 2006	Charleston, S.C.	L	21-48
Nov. 17, 2007	Lexington, Va.	L	28-70
Oct. 29, 2011	Charleston, S.C.	L	14-41
Nov. 10, 2012	Lexington, Va.	L	24-27
Nov. 16, 2013	Charleston, S.C.	L	10-31

Davidson

Series Record: 38-17-3

Record In Lexington: 25-8

Record In Davidson: 10-6-3

Record at Neutral: 3-3

First Meeting: 1904 **Last Meeting:** 2006

DATE	SITE	W/L	SCORE
1904	Lexington, Va.	W	6-0
1905	Lexington, Va.	L	6-8
1906	Lexington, Va.	L	0-6
1907	Roanoke, Va.	L	6-10
1909	Lynchburg, Va.	L	0-8
1911	Roanoke, Va.	W	5-0
1917	Danville, Va.	L	7-23
1919	Lynchburg, Va.	W	14-7
1926	Lynchburg, Va.	W	12-7
1927	Davidson, N.C.	W	20-0
1928	Lexington, Va.	W	13-0
1929	Davidson, N.C.	W	12-6
1930	Lexington, Va.	W	6-0
1931	Davidson, N.C.	L	0-7
1932	Lexington, Va.	L	6-12
1933	Davidson, N.C.	L	0-6
1934	Davidson, N.C.	L	13-27
1935	Lexington, Va.	L	6-14
1936	Davidson, N.C.	L	13-38
1937	Lexington, Va.	W	7-0
1938	Lexington, Va.	W	19-6
1939	Bluefield, W.Va.	W	2-0
1940	Davidson, N.C.	W	13-7
1941	Lynchburg, Va.	W	13-7
1942	Lynchburg, Va.	L	6-24
1943	Lexington, Va.	W	13-0
1946	Lexington, Va.	W	25-0
1947	Davidson, N.C.	T	14-14
1948	Lexington, Va.	W	33-6
1949	Lexington, Va.	W	47-6
Nov. 4, 1950	Davidson, N.C.	W	46-6
Nov. 3, 1951	Lexington, Va.	W	35-13
Sept. 18, 1954	Davidson, N.C.	L	0-19
Oct. 22, 1955	Lexington, Va.	L	7-21
Oct. 27, 1956	Davidson, N.C.	T	13-13
Oct. 12, 1957	Lexington, Va.	W	26-14
Oct. 25, 1958	Davidson, N.C.	W	42-7
Oct. 24, 1959	Lexington, Va.	W	34-7
Oct. 21, 1961	Davidson, N.C.	W	13-0
Oct. 20, 1962	Lexington, Va.	W	20-7
Oct. 5, 1963	Davidson, N.C.	T	10-10
Oct. 24, 1964	Lexington, Va.	W	35-0
Oct. 23, 1965	Davidson, N.C.	W	16-10
Sept. 16, 1967	Lexington, Va.	W	46-21
Nov. 9, 1968	Davidson, N.C.	W	21-17
Nov. 1, 1969	Davidson, N.C.	L	6-59
Oct. 31, 1970	Lexington, Va.	L	21-55
Sept. 18, 1971	Lexington, Va.	W	27-3
Sept. 16, 1972	Lexington, Va.	L	14-18
Nov. 3, 1973	Lexington, Va.	W	24-17
Sept. 28, 1974	Davidson, N.C.	W	43-7
Sept. 27, 1975	Lexington, Va.	W	55-0
Oct. 29, 1977	Lexington, Va.	W	21-0
Nov. 4, 1989	Lexington, Va.	W	39-36
Sept. 7, 2002	Lexington, Va.	W	41-16
Sept. 6, 2003	Davidson, N.C.	W	31-9
Sept. 3, 2005	Lexington, Va.	W	33-0
Sept. 2, 2006	Lexington, Va.	W	20-19



Furman

Series Record: 8-23

Record In Lexington: 5-10

Record In Greenville: 3-13

First Meeting: 1946 Last Meeting: 2002

DATE	SITE	W/L	SCORE
1946	Greenville, S.C.	W	26-7
Sept. 12, 1970	Lexington, Va.	W	13-0
Oct. 2, 1971	Greenville, S.C.	L	0-14
Nov. 4, 1972	Lexington, Va.	W	31-7
Oct. 20, 1973	Greenville, S.C.	L	13-19
Sept. 14, 1974	Lexington, Va.	W	7-0
Oct. 4, 1975	Greenville, S.C.	W	13-10
Oct. 2, 1976	Lexington, Va.	W	17-3
Nov. 12, 1977	Greenville, S.C.	W	31-28
Oct. 27, 1979	Lexington, Va.	W	21-20
Sept. 27, 1980	Greenville, S.C.	L	16-21
Nov. 14, 1981	Lexington, Va.	L	21-33
Oct. 2, 1982	Greenville, S.C.	L	3-38
Oct. 1, 1983	Lexington, Va.	L	0-49
Sept. 20, 1986	Lexington, Va.	L	3-34
Nov. 7, 1987	Greenville, S.C.	L	0-38
Oct. 1, 1988	Greenville, S.C.	L	13-31
Sept. 30, 1989	Lexington, Va.	L	6-30
Oct. 6, 1990	Greenville, S.C.	L	22-51
Oct. 5, 1991	Lexington, Va.	L	28-46
Oct. 3, 1992	Greenville, S.C.	L	13-41
Oct. 30, 1993	Greenville, S.C.	L	0-24
Oct. 22, 1994	Lexington, Va.	L	11-28
Sept. 23, 1995	Greenville, S.C.	L	24-55
Sept. 28, 1996	Lexington, Va.	L	14-31
Sept. 27, 1997	Greenville, S.C.	L	14-35
Sept. 26, 1998	Lexington, Va.	L	14-51
Sept. 25, 1999	Greenville, S.C.	L	0-58
Sept. 23, 2000	Lexington, Va.	L	21-35
Sept. 22, 2001	Greenville, S.C.	L	7-65
Sept. 28, 2002	Lexington, Va.	L	28-55

Gardner-Webb

Series Record: 2-9

Record In Lexington: 2-4

Record In Boiling Springs: 0-5

First Meeting: 2003 Last Meeting: 2013

DATE	SITE	W/L	SCORE
Oct. 18, 2003	Lexington, Va.	L	25-37
Oct. 23, 2004	Boiling Springs, N.C.	L	17-28
Oct. 22, 2005	Lexington, Va.	L (3OT)	52-55
Oct. 28, 2006	Boiling Springs, N.C.	L	31-35
Oct. 20, 2007	Lexington, Va.	L	22-36
Oct. 25, 2008	Boiling Springs, N.C.	L	27-34
Oct. 3, 2009	Lexington, Va.	L	23-27
Nov. 20, 2010	Boiling Springs, N.C.	L	7-10
Nov. 19, 2011	Lexington, Va.	W	31-24
Oct. 27, 2012	Boiling Springs, N.C.	L	7-38
Nov. 9, 2013	Lexington, Va.	W	27-9

Mercer

Series Record: 0-0

Record In Lexington: 0-0

Record In Lynchburg: 0-0

First Meeting: 2014 Last Meeting: 2014

DATE	SITE	W/L	SCORE
------	------	-----	-------

VMI will face Mercer for the first time in 2014.

Navy

Series Record: 0-9

Record In Lexington: 0-1

Record In Annapolis: 0-7

Record at Neutral: 0-1

First Meeting: 1898 Last Meeting: 2012

DATE	SITE	W/L	SCORE
1898	Annapolis, Md.	L	5-20
1904	Annapolis, Md.	L	0-12
1905	Annapolis, Md.	L	0-29
1938	Annapolis, Md.	L	0-26
Oct. 19, 1963	Roanoke, Va.	L	12-21
Sept. 15, 1973	Lexington, Va.	L	8-37
Oct. 18, 1997	Annapolis, Md.	L	7-42
Aug. 30, 2003	Annapolis, Md.	L	10-37
Sept. 22, 2012	Annapolis, Md.	L	3-41

Samford

Series Record: 0-1

Record In Lexington: 0-1

Record In Homewood: 0-0

First Meeting: 2001 Last Meeting: 2001

DATE	SITE	W/L	SCORE
Nov. 17, 2001	Lexington, Va.	L	28-46

Western Carolina

Series Record: 3-16

Record In Lexington: 1-0

Record In Moon Township: 1-0

First Meeting: 2007 Last Meeting: 2009

DATE	SITE	W/L	SCORE
Oct. 27, 1978	Lexington, Va.	L	12-41
Sept. 6, 1980	Cullowhee, N.C.	L	14-16
Sept. 12, 1981	Lexington, Va.	W	21-14
Sept. 22, 1984	Lexington, Va.	L	16-22
Nov. 23, 1985	Cullowhee, N.C.	L	30-35
Oct. 25, 1986	Cullowhee, N.C.	L	0-34
Nov. 19, 1988	Lexington, Va.	W	24-20
Sept. 8, 1990	Cullowhee, N.C.	L	20-28
Nov. 9, 1991	Lexington, Va.	W	27-25
Oct. 10, 1992	Cullowhee, N.C.	L	25-28
Nov. 6, 1993	Cullowhee, N.C.	L	14-38
Oct. 29, 1994	Lexington, Va.	L	7-33
Oct. 28, 1995	Cullowhee, N.C.	L	14-31
Nov. 2, 1996	Lexington, Va.	L	14-28
Nov. 1, 1997	Cullowhee, N.C.	L	0-24
Oct. 31, 1998	Lexington, Va.	L	17-39
Oct. 30, 1999	Cullowhee, N.C.	L	2-40
Oct. 28, 2000	Lexington, Va.	L	31-41
Oct. 27, 2001	Cullowhee, N.C.	L	17-44
Nov. 2, 2002	Lexington, Va.	L	23-35

Wofford

Series Record: 10-7

Record In Lexington: 10-3

Record In Spartanburg: 0-4

First Meeting: 1924 Last Meeting: 2005

DATE	SITE	W/L	SCORE
1924	Lexington, Va.	W	33-0
1925	Lexington, Va.	W	9-0
1926	Lexington, Va.	W	20-0
1927	Lexington, Va.	W	37-0
1936	Lexington, Va.	W	19-0
Sept. 22, 1951	Lexington, Va.	W	29-6
Sept. 26, 1987	Lexington, Va.	W	27-11

Oct. 29, 1988	Lexington, Va.	W	18-17
Nov. 7, 1992	Lexington, Va.	W	44-13
Sept. 6, 1997	Spartanburg, S.C.	L	13-23
Oct. 10, 1998	Lexington, Va.	L	20-42
Oct. 9, 1999	Spartanburg, S.C.	L	10-55
Oct. 7, 2000	Lexington, Va.	L	28-45
Oct. 6, 2001	Spartanburg, S.C.	L	14-59
Oct. 12, 2002	Lexington, Va.	W	27-16
Nov. 20, 2004	Lexington, Va.	L	18-19
Oct. 15, 2005	Spartanburg, S.C.	L	23-38



Records Versus All Opponents

TEAM	FIRST GAME	LATEST GAME	W - L - T
Akron	1967	2011	1-1-0
Alleghany Inst.	1896	1896	1-0-0
Army	1917	2010	1-14-0
Appalachian State	1976	2002	4-20-2
Austin Peay	2003	2003	1-0-0
Baltimore College	1913	1913	1-0-0
Baltimore Medical	1907	1907	1-0-0
Boston College	1954	1970	1-7-1
Boston University	1980	1984	0-2-0
Bowling Green	2014	2014	0-0
Bucknell	1978	2013	1-1-0
Buffalo University	1960	1964	2-1-0
Catawba	1944	1990	6-3-0
Catholic	1911	1922	3-1-0
Central Florida	1982	1986	1-1-0
Charleston Southern	2000	2013	6-7-0
Chattanooga	1971	2002	7-12-1
Chowan	2008	2012	2-0-0
Cincinnati	1951	1953	0-2-0
The Citadel	1920	2013	30-37-2
Clemson	1914	1944	5-5-2
Coastal Carolina	2003	2013	2-9-0
Colgate	1974	1974	1-0-0
Columbia	1934	1939	2-4-0
Concord	1999	1999	1-0-0
Connecticut	1975	1979	1-0-1
Davidson	1904	2006	38-17-3
Dayton	1972	1972	0-1-0
Delaware	1975	1976	1-1-0
Delaware State	2011	2012	0-2-0
Detroit	1964	1964	0-1-0
Duke	1892	2005	1-7-0
Duquesne	2000	2001	0-2-0
East Carolina	1972	1979	1-7-0
Eastern College	1907	1907	1-0-0
East Tennessee State	1979	2002	8-13-0
Elon	1937	1938	1-1-0
Emory & Henry	1923	1945	4-1-0
Florida	1929	1929	0-1-0
Florida State	1952	1954	1-2-0
Furman	1946	2002	8-23-0
Gallaudet	1912	1918	6-0-0
Gardner-Webb	2003	2013	2-9-0
Georgia	1943	1978	0-4-0
Georgia Southern	1993	2002	0-10-0
Georgia Tech	1964	1988	1-14-0
Georgetown	1898	2004	1-6-0
George Washington	1922	1966	10-7-1
Glenville State	2013	2013	1-0-0
Hampden-Sydney	1897	1935	18-0-0
Hampton Ath. Club	1894	1904	2-0-0
Holy Cross	1957	1963	0-2-1
Indiana State	1976	1976	1-0-0
Iowa State	1963	1963	0-1-0
James Madison	1982	2009	3-10-0
Johns Hopkins	1912	1912	1-0-0
Kentucky	1892	1944	4-12-0
King College	1932	1932	1-0-0
Lafayette	1991	1991	1-0-0
Lenoir-Rhyne College	1998	1998	1-0-0
Lehigh	1955	2007	3-6-1
Liberty	1995	2013	3-10-0
Lock Haven	2007	2010	2-0-0
Lynchburg College	1922	1925	3-0-0
Maine	1983	1983	1-0-0
Marine Officers	1904	1904	1-0-0

TEAM	FIRST GAME	LATEST GAME	W - L - T
Marines (U.S.)	1923	1923	1-0-0
Marshall	1959	1996	5-14-0
Maryland	1901	1972	11-14-2
Memphis State	1960	1960	0-1-0
Mercer	2014	2014	0-0
Miami (FL)	1941	1952	0-2-0
Mississippi	1913	1996	1-1-0
Morehead State	1958	1998	1-1-0
Morris Harvey	1913	1922	1-0-1
Navy	1898	2012	0-9-0
Navy Yard Athletics	1907	1907	1-0-0
Newberry	1940	1940	1-0-0
Newport News Navy	1918	1918	0-1-0
Norfolk Blue	1910	1910	0-0-1
Norfolk State	2003	2006	1-1-0
North Carolina	1893	1989	7-15-1
North Carolina State	1895	1946	11-7-1
North Greenville	2013	2013	0-1-0
Ohio	2004	2008	0-2-0
Old Dominion	2009	2010	0-2-0
Old Pt. College	1903	1903	1-0-0
Pantops	1891	1891	1-0-0
Pennsylvania	1920	1921	1-1-0
Penn State	1959	1959	0-1-0
Presbyterian	2007	2013	4-3-0
Quantico Marines	1949	1949	0-1-0
Randolph-Macon	1905	1911	2-0-1
Rhode Island	1977	1977	1-0-0
Rice	1969	1970	0-2-0
Richmond	1893	2013	40-44-5
Richmond Medical	1912	1912	1-0-0
Roanoke College	1895	1940	21-1-0
Robert Morris (Pa.)	2007	2013	2-1-0
Roller's (A.M.A.)	1904	1911	3-0-0
Saint Francis (Pa.)	2008	2008	1-0-0
Samford	2001	2001	0-1-0
South Carolina	1934	1936	1-1-0
Southern Mississippi	1965	1974	0-4-0
Staunton Mil. Acad	1908	1908	1-0-0
St. Albans	1894	1902	2-2-2
St. Johns	1891	1930	9-4-0
Stetson	1956	1956	1-0-0
Stony Brook	2008	2012	0-5-0
Tampa	1957	1958	2-0-0
Tennessee	1923	1923	1-0-0
Tennessee Tech	2004	2004	0-1-0
Temple	1937	1943	0-4-0
Texas A & M	1950	1950	0-1-0
Tulane	1935	1973	0-5-0
Vanderbilt	1897	1974	2-3-0
Villanova	1958	1980	2-6-0
Virginia	1893	2013	23-57-3
Virginia Tech	1894	1984	25-49-5
Wake Forest	1892	1944	2-3-2
Washington and Lee	1891	1902	14-1-1
Washington University	1940	1940	1-0-0
Western Carolina	1978	2002	3-16-0
West Virginia	1952	1972	0-11-0
West Virginia Tech	1987	1992	3-0-0
William & Mary	1905	2011	33-53-2
Wofford	1924	2005	10-7-0

ALL-TIME TOTALS: Against 125 opponents in 123 years, VMI has won 465 games, lost 657 and tied 42, scoring 18,280 points (15.7 per game) while giving up a total of 22,804 (19.59 per game).

VMI is 94-134-3 at Alumni Memorial Field since the beginning of the 1962 season (see page 70).

When Was The Last Time...

...A punt was returned for a touchdown?

VMI: Michael Rainey-Wiles vs. Lock Haven, 52 yds., Sept. 4, 2010

Opp: Antwan Eddie (Robert Morris), 88 yds., Sept. 28, 2013

...A kickoff was returned for a touchdown?

VMI: Tim Maypray vs. The Citadel, 99 yds., Nov. 17, 2007

Opp: Devin Brown (Coastal Carolina), 95 yds., Oct. 26, 2013

...An interception was returned for a touchdown?

VMI: Greg Walker at Charleston Southern, 58 yards, Oct. 23, 2010

Opp: Matt Warrick (Navy), 7 yds., Sept. 22, 2012

...A blocked punt was recovered for a touchdown?

VMI: Musa Sarki vs. Charleston Southern, Oct. 11, 2003

Opp: Lorenzo Boyles (Coastal Carolina), Oct. 20, 2012

...A safety was recorded?

VMI: vs. Richmond - Team (Punter steps out of endzone), Sept. 17, 2011

Opp: Army Team (Offensive holding in endzone), Oct. 30, 2010

...A team's own fumble was recovered for a touchdown?

VMI: Chaz Jones vs. Delaware State, Sept. 3, 2011

Opp: George Pressley (Gardner-Webb), Oct. 22, 2005

...An opponent's fumble was recovered for a touchdown?

VMI: Weston Reber vs. Gardner-Webb (recovered in endzone), Nov. 9, 2013

Opp: Matt Johnson (Bucknell), 30 yds., Nov. 23, 2013

...Teammates rushed for 100 yards?

VMI: Howard Abegesah (111 yards) and Cam Jones (100 yards) vs. Army, Nov. 14, 2009

Opp: Darien Robinson (115 yards) and Ben Dupree (109 yards), The Citadel, Nov. 16, 2013

...A quarterback had both 100 yards passing and rushing?

VMI: Kyle Hughes, 133 yards rushing and 141 yards passing vs. Richmond, Sept. 26, 2009

Opp: Trey Miller (Navy), 116 yards rushing and 107 yards passing, Sept. 22, 2012

...An individual rushed for 200 yards?

VMI: Tim Maypray, 235 yards, vs. Presbyterian, Nov. 22, 2008

Opp: Edwin Gowins, 250 yards & Conte Cuttino, 233 yards, Stony Brook, Nov. 15, 2008

...A quarterback passed for 300 or more yards?

VMI: Eric Kordenbrock vs. Robert Morris, 359 yds., Sept. 28, 2013

Opp: Heys McMath (Presbyterian), 322 yds., Oct. 19, 2013

...A receiver netted 100 yards in a game?

VMI: Sam Patterson vs. Coastal Carolina, 109 yds., Oct. 26, 2013

Opp: Kenny Cook (Gardner-Webb), 133 yds, Nov. 9, 2013

...An individual rushed for 100 yards and netted 100 yards receiving?

VMI: Sean Mizzer, 106 yards rushing, 104 yards receiving, vs. Western Carolina, Nov. 2, 2002

Opp: N/A

...An individual intercepted 3 passes in a game?

VMI: Christian Kelly vs. Charleston Southern, Oct. 21, 2006

Opp: Marcus Johnson (The Citadel), Nov. 14, 1998

...An individual rushed for 3 or more touchdowns in a game?

VMI: Chaz Jones, 3, vs. Delaware State, Sept. 3, 2011

Opp: Ben Dupree (Citadel), 3, Nov. 16, 2013

...An individual threw 4 or more touchdowns in a game?

VMI: Eric Kordenbrock vs. Glenville State, 4, Sept. 7, 2013

Opp: Lucas Beatty (Gardner-Webb), 4, Oct. 27, 2012

...An individual caught 3 touchdown passes in a game?

VMI: Tera Frost vs. The Citadel, Nov. 11, 2000

Opp: Kevin Norrell (Stony Brook), Nov. 3, 2012

...A punt was blocked?

VMI: Chris Copeland vs. Charleston Southern, Oct. 13, 2012

Opp: Drequan Hoskey (Virginia), Sept. 21, 2013

...A defensive 2-pt conversion was scored?

VMI: Bryant Youngblood vs. Stony Brook, Nov. 15, 2008

...A blocked field goal was returned for a touchdown?

VMI: Robert Mason, 69 yards, vs. Austin Peay, Nov. 8, 2003

...A shutout was recorded?

VMI: vs. Saint Francis (49-0), Sept. 6, 2008

Opponent: Virginia (49-0), Sept. 21, 2013



Weston Reber (57) recovered a fumble for a touchdown against Gardner-Webb on Nov. 9, 2013.



Sam Patterson had VMI's last 100-yard receiving game, coming Oct. 26, 2013 at Coastal Carolina.

All-Conference Players

First Team All-SoCon

SEASON	NAME, CLASS, POSITION
1935,36	Jim Farley, '37, G
1937,38	Paul Shu, '39, B
1942	Joe Muha, '43, B
1945,47	Chi Mills, '48, T
1945	Lyn Chewning, '49C, B
1952	Bill Brehaney, '53, B
1953	Johnny Mapp, '54, B
1956, 57	Sam Woolwine, '58, B
1957, 58	Jim McFalls, '59, T
1957	Lou Farmer, '58, G
1957	Bobby Jordan, '58, B
1958	Jerry Borst, '59, C
1958, 59	Sam Horner, '60, B
1959, 60	Howard Dyer, '61, B
1960	Don Kern, '61, B
1960	Lou Shuba, '61, G
1962, 63	Bill Welsh, '64, T
1964	Mike Patterson, '65, DB
1964,65	John Turner, '66, DT
1965,66,67	Bob Schmalzriedt, '68, LB
1967	Bob Habasevich, '69, HB
1967,68	Bob Biddle, '69, OG
1968	Kerr Kump, '68, DB
1970	Don Cupit, '72, KS
1971	Pete Ramsey, '72, OT
1972,73,74	Andy Dearman, '75, OT
1973	Gene Williams, '74, DB
1974	Doug Hines, '76, C
1974	Ronnie Norman, '75, RB
1974,75	Ronnie Moore, '76, WR
1976,77	Ned Stepanovich, '78, DT
1976	Ed Glackin, '77, OT
1977	Andre Gibson, '78, RB
1977	Tom Replogle, '78, OG
1977	Greg Arnett, '78, DE
1977	Glen Jones, '78, LB
1977	Gary McNeal, '79, DB
1978	Bob Bookmiller, '79, OT
1977,78,79	Craig Jones, '80, KS
1979	Walt Bellamy, '80, DB
1979	John Shuman, '80, OT
1979,80,81	Floyd Allen, '82, RB
1980,81	Mike Eden, '82, DB
1981	Austin Beckham, '82, C
1981	Wade Foltz, '82, DE
1981,82	Melvin Rucker, '83, LB
1981,82	Jay Lasek, '83, OG
1982	Tom Radle, '83, TE
1984	Steve Pancham, '86, TE
1985,87	Mike Mayo, '88, DB
1988	Mark Stock, '88, WR
1991,92	Lorenzo Carpenter, '93, C
1991	Mike Perfetti, '92, DT
1994, 95, 96	Thomas Haskins, '97, TB
1996	Mike Rogers, '98, LB
2000	Richard Holland, '01 DB and RS
2002	Brent Barth, '03, P
2002	Joey Gibson, '02, QB

SoCon Players of the Week

SEASON	(AWARD) - NAME, POSITION, (DATE)
1962	Donny White, back (9/29)
1963	Joe Straub, guard (9/21)
	Charlie Cole, center (10/26)
	Bill Welsh, tackle (11/28)
1965	John Turner, tackle (10/16)
	Hill Ellett, quarterback (11/6 & 11/25)
1966	Don Taylor, guard (9/17)
1967	Charlie Bishop, quarterback (9/16)
	Kerr Kump, defensive back (11/11)
1968	Paul Fraim, defensive back (10/5)
	John Griffin, linebacker (11/9)
1970	Jerry Acuff, defensive tackle (9/12)
1971	Mac Bowman, tailback (9/18)
1972	Mac Bowman, tailback (11/4)
	Phil Upton, middle guard (11/18)


1973	Gene Williams, defensive back (10/6)	(freshman) - Sean Mizzer, running back (10/21)
1974	Ronnie Moore, wide receiver (9/28)	(freshman) - Sean Mizzer, running back (11/4)
	John Willison, linebacker (10/5)	Chris Walsh, linebacker (11/18)
	Phil Upton, middle guard (10/12 & 11/23)	
1975	Glen Jones, linebacker (9/13)	
	Ronnie Moore, wide receiver (9/27)	
1976	Greg Arnett, defensive end (10/30)	
1977	Craig Jones, placekicker (9/10)	
	Andre Gibson, tailback (10/8)	
	Gary McNeal, defensive back (10/15)	
	Robby Clark, quarterback (11/5)	
1978	Mike Alston, defensive back (10/14)	
1979	Floyd Allen, tailback (10/6) & (10/27)	
1980	Bruce Kitchen, linebacker (9/6)	
	Melvin Rucker, linebacker (9/13) & (11/15)	
	Chris Timmons, defensive tackle (10/18)	
1981	Melvin Rucker, linebacker (11/14) & (11/21)	
	Floyd Allen, tailback (9/12) & (10/24)	
	Leslie Dunnville, defensive back (9/19)	
1982	Tom Radle, tight end (9/11)	
	Barry Smith, defensive end (11/13)	
1985	Mike Mayo, defensive back (10/12)	
	Al Comer, quarterback (10/26)	
1986	David Brown, quarterback (10/11)	
	Mark Stock, wide receiver (11/22)	
1988	Jeff Barnes, defensive end (10/24)	
	Wayne Purcell, linebacker (11/19)	
1989	Raymond Flowers, linebacker (11/11)	
	(freshman) - Tony Scales, quarterback (9/16)	
	(freshman) - Dewayne Arkadie, defensive back (11/18)	
1990	Tony Scales, quarterback (9/15 & 10/13)	
	(freshman) - Butch Jennings, fullback (9/1)	
1991	Tony Scales, quarterback (9/7 & 9/14)	
	Dewayne Arkadie, defensive back (9/28)	
	(freshman) - Tim Williams, defensive back (9/7)	
1992	(freshman) - Terry Tucker, strong safety (9/19)	
	(freshman) - Marlon Anderson, wide receiver, (9/26)	
	(freshman) - Marlon Anderson, wide receiver (11/21)	
1993	(freshman) - Thomas Haskins, halfback (11/6)	
	Thomas Haskins, halfback (11/13)	
1994	Thomas Haskins, tailback (9/3)	
	Thomas Haskins, tailback (11/19)	
1995	Thomas Haskins, tailback (9/9)	
	Kelly Cook, linebacker (9/16)	
	Thomas Haskins, tailback (10/14)	
1996	Thomas Haskins, tailback (10/14)	
	Thomas Haskins, tailback (11/16)	
	Mike Rogers, linebacker (11/16)	
1998	(freshman)-Aaron Mitchell, quarterback (10/10)	
	(freshman) - Aaron Mitchell, quarterback (10/24)	
1999	(freshman) - Matthew Kluk, nose tackle (10/2)	
2000	Joey Gibson, quarterback (11/13)	
2001	(freshman) - Titus Green, slotback (9/30)	
	Derik Screen, linebacker (10/13)	
2002	(freshman) Donnie Johnston, tight end (9/2)	
	Joey Gibson, quarter back (9/9)	
	(freshman) - Gary Price, slotback (10/14)	

First Team All-Big South

SEASON	NAME, CLASS, POSITION
2003,06	Sean Mizzer, '06, RB
2003	Sam Brown, '04, OL
2003,05	Vicheal Foxx, '05, DT
2003	Derik Screen, '04, LB
2003	Musa Sarki, '04, DB
2003	Matt Sharpe, '04, PK
2004,05	Zohn Burden '06, WR
2004,05	Justin Huggard '06, LB
2004,05	Robert Mason '06, DB
2004	Ross Booth '05, LS
2005	Jeremy Ward '06, OL
2006	Eric Hall, '06, DB
2006	Jamaal Walton, '06, DB
2007	Tommy Lloyd, '08, DE
2007	Tim Maypray, '09, KR
2009	Tim Maypray, '10, PR
2010	Josh Wine, '11, DT
2010	Michael Rainey-Wiles, '11, PR/KR
2010	A.J. Gross, '12, LB
2011	A.J. Gross, '12, LB
2011	Rob Bailey, '12, OL
2012	Charlie Jones '13, DL

Big South Players of the Week

SEASON	(AWARD) - NAME, POSITION, (DATE)
2003	(freshman) - Adam Peters, punter, (8/30)
	(offense) - Sean Mizzer, running back (9/6)
	(defense) - Vicheal Foxx, defensive tackle (10/4)
	(defense) - Justin Huggard, linebacker (10/11)
	(special teams) - Matt Sharpe, placekicker (10/18)
	(defense) - Derik Screen, linebacker (10/25)
	(special teams) - Matt Sharpe, placekicker (11/1)
2004	(defense) - Justin Huggard, linebacker (9/20)
	(defense) - Robert Mason, defensive back (10/18)
	(defense) - Robert Mason, defensive back (11/22)
	(special teams) - Barrett Way, placekicker (11/8)
2005	(offense) - Jonathan Wilson, quarterback (9/5)
	(defense) - Justin Huggard, linebacker (9/19)
	(defense) - Robert Mason, defensive back (9/26)
	(defense) - Justin Huggard, linebacker (10/3)
	(offense, Co-) - Jonathan Wilson, quarterback (10/3)
	(defense) - Todd Baldwin, linebacker (10/10)
	(special teams Co-) - Barrett Way, placekicker (10/24)
2006	(offense) - Sean Mizzer, running back (9/4)
	(defense) - Jamaal Walton, defensive back (9/4)
	(freshman) - Tim Maypray, slotback (10/9)
	(freshman) - Tim Maypray, slotback (10/16)
	(freshman) - Christian Kelly, defensive back (10/23)
	(freshman) - Kyle Hughes, quarterback (11/20)
2007	(defense) - Joe Taylor, linebacker (9/3)
	(offense) - Kyle Hughes, quarterback (10/1)
	(freshman) - Bryan Barnson - wide receiver (10/1)
	(offense) - Tim Maypray - slotback (10/15)
	(offense) - Tim Maypray - slotback (11/5)
	(special teams) - Tim Maypray - slotback (11/19)
2008	(offense) - Tim Maypray - quarterback (9/8)
	(special teams) - Greg Stevens - kicker (9/22)
	(offense) - Tim Maypray - quarterback (10/13)
	(defense) - A.J. Gross - linebacker (10/13)
	(offense) - Tim Maypray - quarterback/slotback (11/24)
2009	(special teams Co-) - Tim Maypray - punt ret. (10/6)
	(offense) - Howard Abegesah - running back (10/26)
	(defense) - Emilio Calvin - defensive end (10/26)
2010	(special teams) - Michael Rainey-Wiles - PR (9/6)
	(defense) - A.J. Gross - linebacker (10/4)
2011	(defense Co-) - Byron Allen - linebacker (10/17)
	(offense) - Eric Kordenbrock - quarterback (11/7)
2012	(defense) Adam Morgan, safety (10/8)
2013	(offense) - Eric Kordenbrock - quarterback (9/9)
	(freshman) - Matthew Nicholson - wide receiver (9/30)
	(special teams) - Dillon Christopher - kicker (11/11)



Coach John McKenna with Johnny Mapp (L) and George Ramer (R) in 1953 - Mapp went on to earn All-Southern Conference honors.


Records - Scoring




Thomas Haskins
308 Career Points



Tim Maypray
228 Career Points



Craig Jones
221 Career Points



Sean Mizzer
186 Career Points

Career Leaders - Scoring

Most Points Scored

Thomas Haskins	308	1993-96
Kyle Hughes	236	2006-09
Tim Maypray	228	2006-09
Craig Jones	221	1976-79
Sean Mizzer	186	2002-06
Matt Sharpe	176	2001-03
Floyd Allen	176	1978-81
Marcus Mines	164	1989-92
Mike Harris	154	1995-98
Wade Hawkins	146	1987-90

Most Touchdowns

Thomas Haskins	50	1993-96
Tim Maypray	38	2006-09
Sean Mizzer	31	2002-06
Floyd Allen	29	1978-81
Marcus Mines	27	1989-92
Mark Stock	20	1985-88
Tony Scales	19	1989-92
Chaz Jones	19	2008-11
Kim Glidewell	18	1973-76
Bobby Jordan	18	1954-57
Ronnie Moore	17	1972-75
Howard Dyer	17	1958-60

Most Touchdowns Responsible For (Includes TD Passes)

Thomas Haskins	53	1993-96
Joey Gibson	47	1999-2002
Jonathan Wilson	42	2003-06
Tim Maypray	42	2006-09
Howard Dyer	39	1958-60
Kyle Hughes	39	2006-09

Most Points Responsible For

Thomas Haskins	326	1993-96
Joey Gibson	286	1999-2002
Howard Dyer	256	1958-60
Tim Maypray	256	2006-09
Jonathan Wilson	256	2003-06

Most Points Scored by Kicking

Craig Jones	221	1976-79
Matt Sharpe	176	2001-03
Mike Harris	154	1995-98
Wade Hawkins	146	1987-90
Barrett Way	142	2004-06
Jeff Sexton	140	2009-12
Geoff Goff	93	1991-94

Most 2-Pt. Conversions Scored

Don Kern	6	1958-60
Tony Scales	4	1989-92
John Hince	4	1965-67
Thomas Haskins	4	1993-96

Most 2-Pt. Conversions Attempted

Howard Dyer	27	1958-60
Bobby Mitchell	12	1959-61

Most Kick PAT's Made

Matt Sharpe	95	2001-03
Jeff Sexton	86	2009-12
Mike Harris	73	1995-98
Craig Jones	56	1976-79
Barrett Way	55	2004-06
Wade Hawkins	53	1987-90
Mike Harris	51	1995-96
Greg Stevens	48	2008
Geoff Goff	45	1991-94

Most Kick PAT's Attempted

Matt Sharpe	101	2001-03
Jeff Sexton	92	2009-Pres
Mike Harris	78	1995-98
Barrett Way	61	2004-06
Craig Jones	60	1976-79
Wade Hawkins	57	1987-90
Mike Harris	56	1995-96
Geoff Goff	50	1991-94
Greg Stevens	50	2008

Most Field Goals Made

Craig Jones	55	1976-79
Wade Hawkins	31	1987-90
Barrett Way	29	2004-06
Matt Sharpe	27	2001-03
Mike Harris	27	1995-98
Jeff Sexton	18	2009-12
Mike Cole	17	1971-73
Geoff Goff	16	1991-94
Lee Wimbish	16	1980-83

Most Field Goals Attempted

Craig Jones	83	1976-79
Wade Hawkins	52	1987-90
Mike Harris	48	1995-98
Matt Sharpe	38	2001-03
Barrett Way	37	2004-06
Jeff Sexton	35	2009-12
Lee Wimbish	32	1980-83
Mike Cole	32	1971-73
Geoff Goff	27	1991-94
Don Cupit	27	1969-70

Highest Field Goal Pct. (min. 20 att.)

Barrett Way	78.4%	2004-06
Rick Tufaro	71.4%	1974-75
Matt Sharpe	71.1%	2001-03
Craig Jones	66.3%	1976-79
Wade Hawkins	59.6%	1987-90
Geoff Goff	59.6%	1991-94

Single-Season Leaders

Individual

Most Points Scored

Thomas Haskins	106	1995
Thomas Haskins	92	1996
Matt Sharpe	91	2003
Johnny Mapp	78	1953
Floyd Allen	78	1981
Tim Maypray	78	2008

Most Points Responsible for

Joey Gibson	146	2002
Howard Dyer	138	1960
Jonathan Wilson	108	2003
Thomas Haskins	106	1995
Howard Dyer	106	1959

Most Touchdowns Scored

Thomas Haskins	17	1995
Thomas Haskins	15	1996
Johnny Mapp	13	1953
Floyd Allen	13	1981
Tim Maypray	13	2008

Most Touchdowns Responsible for

Joey Gibson	24	2002
Howard Dyer	20	1960
Jonathan Wilson	18	2003
Howard Dyer	17	1959
Thomas Haskins	17	1995
Thomas Haskins	17	1996
Tim Maypray	17	2008

Most PAT's by Placement

Greg Stevens	48	2008
Matt Sharpe	40	2003
Matt Sharpe	37	2002
Mike Harris	29	1995
Dillon Christopher	28	2013
Patrick Sweeney	27	2007
Jeff Sexton	26	2009
Matt Maxey	24	2000
Vic Kane	24	1991

Most 2-pt Conversions, Running

Sam Horner	3	1958
------------	---	------

Most 2-pt Conversion, Passing

Howard Dyer	9	1960
-------------	---	------

Most 2-pt Conversions, Receiving

John Hince	3	1967
Dick Willard	3	1960
Don Kern	3	1960

Team

Most Touchdowns Scored	51	2008
------------------------	----	------

Fewest Touchdowns Scored	9	1971 & 1997
--------------------------	---	-------------

Most Points Scored	378	2008
--------------------	-----	------

Fewest Points Scored	77	1999
----------------------	----	------

Single-Game Leaders

Individual

Most Points Scored

Thomas Haskins	28	Liberty, 1995
Bobby Jordan	28	Stetson, 1956
Tim Maypray	24	Presbyterian, 2008
Thomas Haskins	24	The Citadel, 1996
Stinson Jones	24	Buffalo, 1961
Donn Kern	24	George Washington, 1960
Johnny Mapp	24	Catawba, 1953

Most Points Responsible For

Tony Scales	34	William & Mary, 1990
Dave Brown	30	The Citadel, 1986
Bobby Mitchell	30	Buffalo, 1961
Thomas Haskins	28	Liberty, 1995
Bobby Jordan	28	Stetson, 1956

Most Touchdowns Scored

Tim Maypray	4	Presbyterian, 2008
Thomas Haskins	4	The Citadel, 1996
Thomas Haskins	4	Liberty, 1995
Don Kern	4	George Washington, 1960
Stinson Jones	4	Buffalo, 1961
Bobby Jordan	4	Stetson, 1956
Johnny Mapp	4	Catawba, 1953

Most Touchdowns Responsible For

Tony Scales	5	William & Mary, 1990
Dave Brown	5	The Citadel, 1986
Bobby Mitchell	5	Buffalo, 1961
11 Players	4	

Most Rushing Touchdowns

Thomas Haskins	4	Liberty, 1995 & The Citadel, 1996
----------------	---	-----------------------------------

Most Touchdown Passes Caught

Teray Frost	3	Morehead State, 1998
Dan Lyle	3	William & Mary, 1990
Stinson Jones	3	Buffalo, 1961
Dick Evans	3	Davidson, 1959
Dick Evans	3	George Washington, 1959

Most PAT Placements Scored

Greg Stevens	9	Chowan, 2008
David Tyler	8	Central Florida, 1982

Most Points Via Conversions (all methods)

Greg Stevens	9	Chowan, 2008
David Tyler	8	Central Florida, 1982

Most 2-point Conversions Rushing

Thomas Haskins	2	Liberty, 1995
Tony Scales	2	William & Mary, 1990
Don Kern	2	The Citadel, 1959

Most 2-point Conversions Passing

Howard Dyer	3	Virginia, 1960
-------------	---	----------------

Most 2-point Conversions Receiving

John Hince	2	Davidson, 1967
------------	---	----------------

Most Field Goals

Craig Jones	5	William & Mary, 1977
Matt Sharpe	4	Coastal Carolina, 2003
Matt Sharpe	4	Gardner-Webb, 2003
Craig Jones	4	Appalachian State, 1976
Barrett Way	3	Gardner-Webb, 2005
Matt Sharpe	3	Charleston Southern, 2003
Wade Hawkins	3	East Tennessee State, 1989
Lee Wimbish	3	Furman, 1980
Craig Jones	3	Richmond, 1978
Don Cupit	3	The Citadel, 1970

Highest Field Goal Percentage (min. 3 att.)


Craig Jones	100% (5-5)	William & Mary, 1977
Matt Sharpe	100% (4-4)	Gardner-Webb, 2003
Geoff Goff	100% (4-4)	Appalachian State, 1994
Barrett Way	100% (3-3)	Charleston Southern, 2006
Barrett Way	100% (3-3)	Gardner-Webb, 2005
Craig Jones	100% (3-3)	Richmond, 1978
Lee Wimbish	100% (3-3)	Furman, 1980
Wade Hawkins	100% (3-3)	East Tennessee State, 1989

Team

Most Points Scored	69	Central Florida, 1982 & Chowan, 2008
Most Touchdowns Scored	10	Central Florida, 1982 & Chowan, 2008
Most Safeties Scored	1	14 Times, Last Gardner-Webb, 2009
Most PAT Placements Scored	9	Central Florida, 1982 & Chowan, 2008
Most 2 pt. Conversions	4	Davidson, 1967
Most 2 pt. Conv. - rushing	3	UT-Chattanooga, 1992
Most 2 pt. Conv. - passing	3	Virginia, 1960
Most Points Via Conversions	10	Davidson, 1967
Most Field Goals	5	William & Mary, 1977
Largest Victory Margin	69	Central Florida, 1982
Largest Losing Margin	67	Cincinnati, 1953



(Right) Lee Wimbish (1980-83) equaled a school record by converting all three field goals he attempted against Furman as a freshman.



(Left) Floyd Allen (1978-81) scored 30 touchdowns in his career and ranks among the top five in career scoring, touchdowns, rushing yards, rushing attempts and 100-yard rushing games.

Records - Rushing



Thomas Haskins (1993-96) is VMI's all-time leading rusher (5,349 yards) and holds 21 school records.

Career Leaders

Most Net Rushing Yards

Thomas Haskins	5,349	1993-96
Sean Mizzer	3,733	2002-06
Floyd Allen	3,569	1978-81
Howard Abegesah	2,860	2006-09
Tony Scales	2,475	1989-92
Tim Maypray	2,456	2006-09
Marcus Mines	2,430	1989-92
Kim Glidewell	2,168	1973-76
Andre Gibson	2,097	1974-77

Most Rushing Attempts

Thomas Haskins	898	1993-96
Floyd Allen	860	1978-81
Sean Mizzer	741	2002-06
Kim Glidewell	614	1973-76
Tony Scales	562	1989-92
Howard Abegesah	512	2006-09

Most Rushing Touchdowns

Thomas Haskins	50	1993-96
Sean Mizzer	27	2002-06
Floyd Allen	27	1978-81
Marcus Mines	26	1989-92
Tim Maypray	22	2006-09
Tony Scales	19	1989-92
Chaz Jones	18	2008-11

Kim Glidewell	18	1973-76
Howard Abegesah	16	2006-09
Sam Horner	16	1956-59

Most 100 Yd. Rushing Games

Thomas Haskins	24	1993-96
Sean Mizzer	18	2002-06
Floyd Allen	17	1978-81
Howard Abegesah	13	2006-09
Andre Gibson	9	1974-77
Ronnie Norman	9	1972-74

Most 200 Yd. Rushing Games

Thomas Haskins	10	1993-96
Tony Scales	2	1989-92

Most Consecutive 100 Yd. Rushing Games

Floyd Allen	6	1980
Thomas Haskins	5	1996
Sean Mizzer	4	2003
Andre Gibson	4	1977
Five people	3	

1,000 Yard-Club

	YEAR	ATT.	YARDS
Thomas Haskins	1996	286	1,698
Thomas Haskins	1995	248	1,548
Thomas Haskins	1994	258	1,509
Floyd Allen	1980	291	1,276
Tim Maypray	2008	195	1,266
Floyd Allen	1979	265	1,249
Sean Mizzer	2003	207	1,244
Andre Gibson	1977	256	1,218
Howard Abegesah	2007	223	1,121
Tony Scales	1991	185	1,105
Ronnie Norman	1974	205	1,045
Sean Mizzer	2006	209	1,022

Year-By-Year Leaders

YEAR	PLAYER	ATT	YARDS
1953	John Mapp	114	656
1954	Nick Servidio	124	534
1955	Sam Woolwine	100	480
1956	Sam Woolwine	107	507
1957	Sam Woolwine	105	531
1958	Sam Horner	102	612
1959	John Traynham	92	491
1960	Stinson Jones	82	289
1961	Stinson Jones	60	256
1962	Bill Davis	81	316
1963	Chuck Beale	61	284
1964	Granville Amos	68	312
1965	Tom Slater	123	489
1966	Bob Habasevich	80	317
1967	Bob Habasevich	187	663
1968	Tom Sowers	221	792
1969	Tom Sowers &	68	162
	Tom Byer	84	162
1970	Mac Bowman	117	360
1971	Mac Bowman	224	732
1972	Mac Bowman	161	641
1973	Bruce Torbett	118	407
1974	Ronnie Norman	205	1,045
1975	Kim Glidewell	197	643
1976	Andre Gibson	121	566
1977	Andre Gibson	256	1,218
1978	Butch Hostetter	157	636
1979	Floyd Allen	265	1,249
1980	Floyd Allen	291	1,276
1981	Floyd Allen	264	861
1982	Stan Bass	197	680
1983	Trent Bridges	162	630
1984	Trent Bridges	132	455
1985	Dan Monahan	91	432
1986	Trent Bridges	68	283
1987	Joe France	108	395
1988	Scott Council	180	557
1989	Marcus Mines	118	638
1990	Tony Scales	134	544
1991	Tony Scales	185	1,105
1992	Tony Scales	147	577
1993	Thomas Haskins	106	594
1994	Thomas Haskins	258	1,509
1995	Thomas Haskins	248	1,548
1996	Thomas Haskins	286	1,698
1997	Avi Hopkins	157	623
1998	Gene Cauthen	93	351
1999	Gene Cauthen	78	298
2000	Gene Cauthen	143	566
2001	Gene Cauthen	187	710
2002	John Bell	136	522
2003	Sean Mizzer	207	1,244
2004	Sean Mizzer	176	729
2005	Nat Jackson	153	622
2006	Sean Mizzer	209	1,022
2007	Howard Abegesah	223	1,121
2008	Tim Maypray	195	1,266
2009	Howard Abegesah	171	954
2010	Chaz Jones	133	502
2011	Chaz Jones	157	629
2012	Jabari Turner	110	375
2013	Derrick Ziglar	148	768

Single-Season Leaders

Individual

Most Rushing Attempts

Floyd Allen2911980
Thomas Haskins2861996
Floyd Allen2651979

Most Yards Gained Rushing

Thomas Haskins1,6981996
Thomas Haskins1,5481995
Thomas Haskins1,5091994
Floyd Allen1,2761980
Tim Maypray1,2662008
Floyd Allen1,2491979
Sean Mizzer1,2442003

Most Rushing Touchdowns

Thomas Haskins171995
Thomas Haskins151996
Tim Maypray122008
Floyd Allen121981

Most 100 Yard Rushing Games

Thomas Haskins81996
Floyd Allen81980
Sean Mizzer72003
Thomas Haskins71995
Thomas Haskins71994
Floyd Allen71979
Ronnie Norman71974

Most 200 Yard Rushing Games

Thomas Haskins41996
----------------	--------	-----------

Team

Most Rushing Attempts7031991

Fewest Rushing Attempts3452001

Most Net Rushing Yards3,9322008

Fewest Net Rushing Yards6911969

Most Rushing Touchdowns372008

Fewest Rushing Touchdowns31988, 1999

200-Yard Games

277Thomas HaskinsThe Citadel, 1996
266Thomas HaskinsChattanooga, 1996
251Thomas HaskinsRichmond, 1994
250Thomas HaskinsThe Citadel, 1994
246Floyd AllenFurman, 1979
241Thomas HaskinsAppalachian State, 1996
235Tim MayprayPresbyterian, 2008
227Thomas HaskinsChattanooga, 1996
225Thomas HaskinsAppalachian State, 1994
224Thomas HaskinsThe Citadel, 1993
215Tim SowersDavidson, 1968
210Thomas HaskinsRichmond, 1996
209Marcus MinesWest Virginia Tech, 1992
206Sean MizzerDavidson, 2003
205Tony ScalesAppalachian State, 1991
204Tony ScalesRichmond, 1991
200Thomas HaskinsAppalachian State, 1995



Sean Mizzer (2002-06) ranks second in VMI's record book with 3,733 career rushing yards and led the Keydets in rushing for three seasons.

Single-Game Leaders

Individual

Most Rushing Attempts

Tom Sowers52Davidson, 1968
Floyd Allen44Western Carolina, 1981
Thomas Haskins39Appalachian State, 1996
Floyd Allen39Furman, 1979
Floyd Allen38William & Mary, 1980
Thomas Haskins38Appalachian State, 1996

Three Players Each 100 Yards Rushing

H. Abegesah (157), K. Hughes (136), J. Robinson (100)Robert Morris, 2007
T. Scales (167), M. Mines (113), S. Council (110)East Tennessee State, 1991

Two Players Each 100 Yards Rushing

Howard Abegesah (112), Cam Jones (100)Army, 2009
Tim Maypray (235), Howard Abegesah (151)Presbyterian, 2008
Tim Maypray (116), Zach Collins (112)Saint Francis, 2008
Sean Mizzer (206), T.J. Snelling (109)Davidson, 2003
T.J. Snelling (135), Sean Mizzer (121)Liberty, 2002
Thomas Haskins (227), Jason White (101)Chattanooga, 1996
Tony Scales (204), Scott Council (191)Richmond, 1991
Tony Scales (161), Marcus Mines (112)Western Carolina, 1991
Floyd Allen (190), Butch Hostetter (101)Appalachian State, 1979
Ronnie Norman (121), Kim Glidewell (157)William and Mary, 1974
Ronnie Norman (173), Kim Glidewell (114)Colgate, 1974

Team

Most Rushing Attempts90East Tennessee State, 1990

Fewest Rushing Attempts18Richmond, 2013

Most Net Rushing Yards531Richmond, 1991

Fewest Net Rushing Yards-18East Tennessee State, 2000

Most Rushing Touchdowns10Central Florida, 1982

Records - Passing



Joey Gibson (1999-2002) is VMI's career leader in passing touchdowns with 38 and ranks second in yards with 5,607.

Career Leaders

Most Passing Yards		Pass Efficiency	
Eric Kordenbrock	6,142 2010-13	Howard Dyer	139.74 1958-60 (149/286, 2453 yds., 22 TD, 14 int.)
Joey Gibson	5,607 1999-2002	Dave Brown	117.18 1985-88 (416/780, 5603 yds., 28 TD, 44 int.)
Dave Brown	5,603 1985-88	Hill Ellett	102.54 1964-66 (219/460, 2771 yds., 23 TD, 28 int.)
Jonathan Wilson	5,096 2003-06	Most Touchdown Passes	
Al Comer	4,050 1982-85	Joey Gibson	38 1999-2002
Most Completions		Eric Kordenbrock	32 2010-13
Eric Kordenbrock	567 2010-13	Dave Brown	28 1985-88
Joey Gibson	465 1999-2002	Jonathan Wilson	28 2003-06
Jonathan Wilson	419 2003-06	Kyle Hughes	25 2006-09
Dave Brown	416 1985-88	Most 200 Yard Passing Games	
Al Comer	337 1982-85	Joey Gibson	13 1999-2002
Most Attempts		Eric Kordenbrock	13 2010-13
Eric Kordenbrock	1,032 2010-13	Jonathan Wilson	12 2003-06
Joey Gibson	908 1999-2002	Dave Brown	8 1985-88
Dave Brown	780 1985-88	Most Interceptions Thrown	
Al Lester	746 1994-97	Dave Brown	44 1985-88
Jonathan Wilson	721 2003-06	Tom Schultze	43 1972-73
Highest Completion Percentage		Al Comer	39 1982-85
Jonathan Wilson	58.1% 2003-06	Murphy Sprinkel	37 1968-70
Eric Kordenbrock	53.9% 2010-13	Robby Clark	36 1975-78
Dave Brown	53.3% 1985-88	Al Lester	36 1994-97
Howard Dyer	52.1% 1958-60		
Joey Gibson	51.2% 1999-2002		

Single-Season Leaders

Individual

Highest Pass Efficiency

Howard Dyer	175.20 1959 (55/105, 1,072 yds, 13 TD, 2 int)
Dave Brown	133.28 1986 (106/209, 1,995 yds, 10 TD, 14 int)
Kirk Monteleone	123.64 2004 (76/120, 808 yds, 5 TD, 6 int)
Howard Dyer	115.49 1960 (87/168, 1,222 yds, 8 TD, 11 int)

Most Passes Attempted

Al Comer	348 1985
Joey Gibson	348 2002
Eric Kordenbrock	344 2012
Eric Kordenbrock	335 2011
Dave Brown	329 1988
Jonathan Wilson	296 2003
Jonathan Wilson	295 2005

Most Passes Completed

Eric Kordenbrock	193 2012
Al Comer	185 1985
Jonathan Wilson	184 2005
Joey Gibson	181 2002
Dave Brown	178 1988
Eric Kordenbrock	170 2011
Jonathan Wilson	168 2003

Most Yards Gained Passing

Al Comer	2,380 1985
Joey Gibson	2,328 2002
Jonathan Wilson	2,260 2003
Dave Brown	2,141 1988
Eric Kordenbrock	2,008 2012
Dave Brown	1,995 1986

Most TD Passes Thrown

Joey Gibson	17 2002
Dave Brown	13 1988
Howard Dyer	13 1959
Jonathan Wilson	12 2003
Hill Ellett	11 1966
Eric Kordenbrock	11 2013

Best Pass Completion %

Kirk Monteleone	63.3% (76-120) 2004
Jonathan Wilson	62.4% (184-295) 2005
A.J. Augustine	58.9% (93-158) 2013
Eric Kordenbrock	57.3% (137-239) 2013
Jonathan Wilson	56.8% (168-296) 2003
Eric Kordenbrock	56.1% (193-344) 2012
Dave Brown	55.3% (126-228) 1987
Kyle Hughes	54.9% (28-51) 2006
Dave Brown	54.1% (178-329) 1989
Al Comer	53.2% (185-348) 1985

Most 200 Yard Passing Games

Joey Gibson	7 2002
Jonathan Wilson	6 2003
Al Comer	5 1985
Eric Kordenbrock	5 2012
Jonathan Wilson	4 2005
Tom Schultze	4 1972
Dave Brown	4 1988
Eric Kordenbrock	4 2011, 2013

Team

Most Passes Attempted	426 2001
Fewest Passes Attempted	86 2008
Most Passes Completed	238 2013
Fewest Passes Completed	27 1955
Most Touchdown Passes	20 2013
Fewest Touchdown Passes	0 1989
Most Yards Gained Passing	2,866 2013
Fewest Yards Gained Passing	438 1955

1,000 Yard-Club

	YEAR	CMP - ATT	YARDS
Al Comer	1985	185 - 348	2,380
Joey Gibson	2002	181 - 348	2,328
Jonathan Wilson	2003	168 - 296	2,260
Dave Brown	1988	178 - 329	2,141
Eric Kordenbrock	2012	193 - 344	2,008
Dave Brown	1986	106 - 209	1,995
Jonathan Wilson	2005	184 - 295	1,861
Eric Kordenbrock	2011	170 - 335	1,792
Tommy Schultze	1972	120 - 242	1,728
Eric Kordenbrock	2013	137 - 239	1,619
Joey Gibson	2001	144 - 276	1,572
Kelly Raber	1981	110 - 215	1,450
Joey Gibson	2000	120 - 236	1,439
Tommy Schultze	1973	116 - 242	1,400
Dave Brown	1987	126 - 228	1,368
Tony Scales	1992	69 - 153	1,312
Hill Ellett	1966	105 - 205	1,281
Kelly Raber	1982	115 - 231	1,256
Hill Ellett	1965	98 - 210	1,254
Howard Dyer	1960	87 - 168	1,222
Dan Fritz	1980	83 - 186	1,202
Mark Lambert	1975	100 - 188	1,176
Murphy Sprinkel	1968	81 - 222	1,163
Al Lester	1995	100 - 207	1,159
A.J. Augustine	2013	93 - 158	1,149
Al Lester	1994	96 - 224	1,107
Al Comer	1983	97 - 214	1,109
Kyle Hughes	2007	58 - 113	1,097
Howard Dyer	1959	55 - 105	1,072
Murphy Sprinkel	1969	95 - 287	1,004

Year-By-Year Leaders

YEAR	PLAYER	COMP - ATT	YARDS
1953	David Woolwine	32 - 78	440
1954	David Woolwine	35 - 105	530
1955	Bill Nebraska	14 - 49	216
1956	Duke Johnston	41 - 101	653
1957	Duke Johnston	37 - 90	520
1958	Bill Nebraska	26 - 67	497
1959	Howard Dyer	55 - 105	1,072
1960	Howard Dyer	87 - 168	1,222
1961	Bobby Mitchell	69 - 162	949
1962	Mark Mulrooney	24 - 68	263
1963	Butch Nunnally	53 - 124	744
1964	Charlie Snead	65 - 133	899
1965	Hill Ellett	92 - 210	1,254
1966	Hill Ellett	105 - 205	1,281
1967	Russ Quay	75 - 151	912
1968	Murphy Sprinkel	81 - 222	1,163
1969	Murphy Sprinkel	95 - 187	1,004
1970	Gary Shope	38 - 114	462
1971	Vern Beitzel	77 - 204	934
1972	Tommy Schultze	120 - 242	1,728
1973	Tommy Schultze	116 - 242	1,400
1974	Tony Farry	51 - 117	609
1975	Mark Lambert	100 - 188	1,176
1976	Robby Clark	40 - 96	516
1977	Robby Clark	54 - 105	867
1978	Robby Clark	70 - 173	872
1979	John Bangley	62 - 122	791
1980	Dan Fritz	83 - 186	1,202
1981	Kelly Raber	110 - 215	1,450
1982	Kelly Raber	115 - 231	1,256
1983	Al Comer	97 - 214	1,109
1984	Jim Daly	60 - 124	614
1985	Al Comer	185 - 348	2,380
1986	Dave Brown	106 - 209	1,995
1987	Dave Brown	126 - 228	1,368
1988	Dave Brown	178 - 329	2,141
1989	Tony Scales	16 - 43	337
1990	Tony Scales	39 - 93	751
1991	Tony Scales	30 - 82	613
1992	Tony Scales	69 - 153	1,312
1993	Spike Johnson	29 - 74	377
1994	Al Lester	96 - 224	1,107
1995	Al Lester	100 - 207	1,159
1996	Al Lester	77 - 146	765
1997	Al Lester	63 - 159	686
1998	Aaron Mitchell	53 - 102	916
1999	Joey Gibson	20 - 48	268
2000	Joey Gibson	120 - 236	1,439
2001	Joey Gibson	144 - 276	1,572
2002	Joey Gibson	181 - 348	2,328
2003	Jonathan Wilson	108 - 296	2,260
2004	Kirk Monteleone	76 - 120	808
2005	Jonathan Wilson	184 - 295	1,861
2006	Jonathan Wilson	45 - 92	759
2007	Kyle Hughes	58 - 113	1,097
2008	Kyle Hughes	21 - 52	478
2009	Kyle Hughes	47 - 99	697
2010	Cameron Jones	84 - 172	831
2011	Eric Kordenbrock	170 - 335	1,792
2012	Eric Kordenbrock	193 - 344	2,008
2013	Eric Kordenbrock	137 - 239	1,619

Single-Game Leaders**Individual****Highest Pass Efficiency (10-19 atts.)**

Tony Scales 404.79 William & Mary, 1990
(9/12, 314 yds., 4TDs, 0 int)

Highest Pass Efficiency (20-29 atts.)

Dave Brown 230.40 The Citadel, 1986
(8/20, 320 yds., 4 TDs, 1 int)

Highest Pass Efficiency (30+ atts.)

Hill Ellett 191.93 Virginia, 1966
(22/32, 274 yds., 4 TDs, 0 int)

Most Passes Completed

Eric Kordenbrock 34 Robert Morris, 2013
Eric Kordenbrock 31 Liberty, 2011
Kirk Monteleone 27 Liberty, 2004
Eric Kordenbrock 27 North Greenville, 2013
Jonathan Wilson 26 Wofford, 2005
Joey Gibson 26 East Tennessee State, 2001
Dave Brown 26 Marshall, 1988
Joey Gibson 25 Samford, 2001
Four Tied 24

Most Passes Attempted

Joey Gibson 57 East Tennessee State, 2001
Dave Brown 55 Marshall, 1988
Eric Kordenbrock 51 Robert Morris, 2013
Murphy Sprinkel 49 Boston College, 1968
Eric Kordenbrock 47 Liberty, 2011
Joey Gibson 45 Wofford, 2001
Robbie Chenault 43 Furman, 1997
Eric Kordenbrock 43 Delaware State, 2011
Two Tied 41

Highest Completion Percentage (At least 10 atts.)

Mark Lambert 90.0% (9-10) Virginia, 1975

Highest Completion Percentage (11-19 atts.)

Jonathan Wilson 83.3% (15-18) Davidson, 2005

Highest Completion Percentage (20-29 atts.)

Al Comer 72.7% (16-22) East Tennessee State, 1983

Highest Completion Percentage (30+ atts.)

Eric Kordenbrock 71.9% (23-32) Presbyterian, 2012

Most Yards Gained Passing

Dave Brown 422 Appalachian State, 1986
Dave Brown 390 East Tennessee State, 1986
Eric Kordenbrock 369 North Greenville, 2013
Eric Kordenbrock 359 Robert Morris, 2013
Bobby Mitchell 349 Buffalo, 1961

Most Touchdown Passes Thrown

Bobby Mitchell 5 Buffalo, 1961
Six Tied 4 Last done, 2013

Most Interceptions Thrown

Tom Schultze 6 Navy, 1973
Murphy Sprinkel 6 Boston College, 1968

Team

Most Passes Attempted 58 Wofford, 2001

Fewest Passes Attempted 2 The Citadel, 1955 & 1999

Most Passes Completed 31 Liberty, 2011

Fewest Passes Completed 0 The Citadel, 1999

..... 0 Marshall, 1989

..... 0 Boston College, 1954

..... 0 The Citadel, 1953

Most Net Yards Passing 422 Appalachian State, 1986

Fewest Net Yards Passing -1 Richmond, 2006

Most Touchdown Passes 5 Boston College, 1968

Most Passes Had Intercepted 6 Buffalo, 1961

Records - Receiving



Mark Stock (1985-88) still holds the school's single-game, single-season and career receiving yards records and had 17 career 100-yard receiving games.

Career Leaders

Most Receptions

Mark Stock	165	1985-88
Zohn Burden	162	2002-05
Ronnie Moore	153	1972-75
Gary Price	117	2002-05
James Wright	114	1984-87
Steve Panchan	111	1982-85
T.J. Snelling	105	2000-03
Pedro Garcia	98	1998-99, 01-02

Most Receiving Yards

Mark Stock	3,091	1985-88
Ronnie Moore	2,297	1972-75
Zohn Burden	2,111	2002-05
Dan Lyle	1,794	1989-92
James Wright	1,507	1984-87
Teray Frost	1,477	1997-2000
Pedro Garcia	1,373	1998-99, 01-02

Most Touchdown Receptions

Mark Stock	20	1985-88
Zohn Burden	13	2002-05
Teray Frost	13	1997-2000
Tim Maypray	13	2006-09
Ronnie Moore	12	1972-75

Most Consecutive Games With A Reception

Zohn Burden	34	2002-05
Gary Price	34	2002-05
Kevin Solomon	23	1999-2002
Mark Stock	22	1985-88
Ronnie Moore	22	1972-73
Johnny Garnett	18	1976-77

Most 100-Yard Receiving Games

Mark Stock	17	1985-88
Zohn Burden	5	2002-05
Ronnie Moore	4	1972-75
Dan Lyle	3	1989-92
Keith Washington	3	1983-86
Teray Frost	3	1997-00

Two Players Each 100 Yards Receiving

Frank Easterly (118), Jimmy Burg (112)	Davidson, 1967
James Wright (154), Mark Stock (109)	Marshall, 1985
Mark Stock (159), Keith Washington (122)	The Citadel, 1986

Single-Season Leaders

Most Receptions

Mark Stock	74	1988
Zohn Burden	58	2005
Zohn Burden	57	2004
Tom Radle	54	1982
Pedro Garcia	48	2001
Ronnie Moore	47	1975
Ronnie Moore	46	1973
Pedro Garcia	46	2002

Most TD Receptions

Mark Stock	9	1988
Carl Rhodes	9	1965
Dick Evans	9	1959
Mark Stock	8	1986
Sam Patterson	8	2013

Most 100 Yard Receiving Games

Mark Stock	8	1988
Mark Stock	5	1986
Mark Stock	3	1985

500-Yard Club

YEAR	REC	YARDS
Mark Stock	1988	74.....1,161
Mark Stock	1986	45.....1,123
Pedro Garcia	2002	46.....803
Zohn Burden	2005	58.....742
Dick Evans	1959	35.....698
Ronnie Moore	1973	46.....676
Ronnie Moore	1972	40.....673
Ronnie Moore	1975	47.....662
Teray Frost	1998	37.....654
Sam Patterson	2013	38.....646
Dan Lyle	1992	29.....631
Teray Frost	2000	41.....621
Tim Maypray	2007	31.....615
Mark Stock	1985	31.....605
Jeff Hubbard	1995	40.....603
Zohn Burden	2003	36.....599
Tom Radle	1982	54.....598
Zohn Burden	2004	57.....595
James Wright	1987	37.....566
Pedro Garcia	2001	48.....540
Tracy Hairston	2011	40.....521
Dan Lyle	1990	23.....520
Carl Rhodes	1965	32.....518
Frank Easterly	1968	36.....508
Frank Easterly	1967	43.....506

Single-Game Leaders

Most Receptions

Jeff Hubbard	13	Furman, 1995
Zohn Burden	10	Ohio, 2004 & Liberty, 2004
John Puvogel	10	Samford, 2001
Teray Frost	10	Morehead State, 1998
Tom Radle	10	Virginia, 1982
Frank Easterly	10	Boston College, 1967

Most Receiving Yards

Mark Stock	263	East Tennessee State, 1986
Mark Stock	220	Appalachian State, 1986
Tim Maypray	209	Charleston Southern, 2007
Teray Frost	193	Morehead State, 1998
Jeff Hubbard	183	Furman, 1995
Sam Patterson	161	Presbyterian, 2013
Mark Stock	159	The Citadel, 1986
Dan Lyle	154	William & Mary, 1990
James Wright	154	Marshall, 1985
Zohn Burden	153	Gardner-Webb, 2005

Year-By-Year Leaders

YEAR	PLAYER	REC	YARDS
1953	Charlie Boyd	12	127
1954	Tom Dooley	11	229
1955	Dale Vaughn	6	92
1956	Bobby Jordan	14	249
1957	Bobby Jordan	19	317
1958	Carl Kasko	12	220
1959	Dick Evans	35	698
1960	Stinson Jones	26	394
1961	Kenny Reeder	26	323
1962	Kenny Reeder	12	159
1963	Joe Bush	20	333
1964	Joe Bush	18	232
1965	Carl Rhodes	32	518
1966	Bill McGowan	23	235
1967	Frank Easterly	43	506
1968	Frank Easterly	36	508
1969	Colby Trammell	29	324
1970	Steve Conlan	26	291
1971	Don Reisch	18	183
1972	Ronnie Moore	40	673
1973	Ronnie Moore	46	676
1974	Allen Morgan	21	308
1975	Ronnie Moore	47	662
1976	Johnny Garnett	23	329
1977	Johnny Garnett	23	371
1978	Robert Savage	22	358
1979	Brian Quisenberry	23	265
1980	Brian Quisenberry	16	238
1981	Teddy Gottwald	25	385
1982	Tom Radle	54	598
1983	Steve Panchan	33	334
1984	Steve Panchan	38	475
1985	Mark Stock	31	605
1986	Mark Stock	45	1,123
1987	James Wright	37	566
1988	Mark Stock	74	1,161
1989	Mark Rumph	16	276
1990	Dan Lyle	23	520
1991	Dan Lyle	16	424
1992	Dan Lyle	29	631
1993	Marlon Anderson	21	287
1994	Timmy Williams	23	476
1995	Jeff Hubbard	40	603
1996	Ed Pearson	22	262
1997	Richard Holland	37	464
1998	Teray Frost	37	654
1999	Aaron Yarbough	11	153
2000	Teray Frost	41	621
2001	Pedro Garcia	48	540
2002	Pedro Garcia	46	803
2003	Zohn Burden	36	599
2004	Zohn Burden	57	595
2005	Zohn Burden	58	742
2006	Willie Bell	17	340
2007	Tim Maypray	31	615
2008	Zach Collins	6	231
2009	Mario Scott	14	237
2010	T.J. Talley	35	407
2011	Tracy Hairston	40	521
2012	James Rogers	32	320
2013	James Rogers	39	435

Records - Total Offense



Eric Kordenbrock (2010-13) became VMI's all-time leader in total offense, along with numerous passing categories, during the 2013 season.

Career Leaders

Most Total Yards Gained

Eric Kordenbrock	5,720	2010-13
Tony Scales	5,488	1989-92
Thomas Haskins	5,477	1993-96
Dave Brown	5,205	1985-88
Al Lester	4,212	1994-97

Most Total Plays

Eric Kordenbrock	1,138	2010-13
Dave Brown	1,072	1985-88
Al Lester	1,061	1994-97
Tony Scales	932	1989-92
Al Comer	919	1982-85

Single-Season Leaders

Individual

Most Total Plays

Al Comer	460	1985
Joey Gibson	455	2002
Dave Brown	416	1988

Most Total Yards Gained

Joey Gibson	2,597	2002
Al Comer	2,424	1985
Jonathan Wilson	2,276	2003
Dave Brown	1,971	1988

Team

Most Total Plays	869	2002
Most Total Yards	4,785	2008
Fewest Total Yards	1,813	1969

Single-Game Leaders

Individual

Most Yards Total Offense

Dave Brown	400	Appalachian State, 1986
Dave Brown	399	East Tennessee State, 1986
Al Comer	365	Marshall, 1985
Bobby Mitchell	344	Buffalo, 1961
Tony Scales	339	William & Mary, 1990

Most Total Offensive Plays

Dave Brown	64	Marshall, 1988
Joey Gibson	61	East Tennessee State, 2001
Murphy Sprinkel	59	Boston College, 1968
Al Comer	54	James Madison, 1985
Al Comer	53	William & Mary, 1985

Players With 100 Yards Rushing & Passing In A Game

Kyle Hughes (141 pass, 141 rush)	Richmond, 2009
Kyle Hughes (136 pass, 108 rush)	Robert Morris, 2007
Tony Scales (161 rush, 100 pass)	Western Carolina, 1991

Team

Most Total Plays	95	Gardner-Webb, 2007
	95	James Madison, 1990
	95	East Tennessee State, 1990
Fewest Total Plays	38	Liberty, 2010
Most Total Offense	664	West Virginia Tech, 1992
Least Total Offense	61	Villanova, 1962
Most Total First Downs	34	West Virginia Tech, 1990
Fewest Total First Downs	2	Villanova, 1962
Most First Downs (Rush)	26	West Virginia Tech, 1990
Fewest First Downs (Rush)	1	Villanova & Virginia, 1962
		UT-Chattanooga, 1985
Most First Downs (Pass)	16	Appalachian State, 1988
Fewest First Downs (Pass)	0	11 Times
		(Last Time-Old Dominion, 2009)

1,000-Yard Club

		-----PASSES-----		TOTAL	TOTAL	YARDS
PLAYER	YEAR	RUSH-YDS	COMP-ATT	YARDS	PLAYS	YARDS PER GAME
QB Joey Gibson	2002	107-269	181-348	2,328	455	2,597
QB Al Comer	1985	112-44	185-348	2,380	460	2,424
QB Jonathan Wilson	2003	71-16	168-296	2,260	367	2,276
QB Dave Brown	1988	87-(-170)	178-329	2,141	416	1,971
QB Dave Brown	1986	99-96	106-209	1,995	308	1,899
QB Eric Kordenbrock	2012	36-(-118)	193-344	2,008	380	1,890
QB Tony Scales	1992	147-1,312	69-153	1,312	300	1,889
QB Jonathan Wilson	2005	91-6	184-295	1,861	386	1,867
TB Thomas Haskins	1996	292-1,698	2-6	60	292	1,758
QB Tony Scales	1991	185-1,105	30-82	613	267	1,718
QB Eric Kordenbrock	2011	22-(-134)	170-335	1,792	357	1,658
QB Joey Gibson	2001	49-47	144-276	1,572	325	1,619
TB Thomas Haskins	1995	248-1,548	0-2	0	250	1,548
QB Tim Maypray	2008	195-1,406	9-19	255	214	1,521
TB Thomas Haskins	1994	258-1,509	0-1	0	259	1,509
QB Kelly Raber	1981	79-39	110-215	1,450	294	1,489
QB Eric Kordenbrock	2013	23-(-131)	137-239	1,619	262	1,488
QB Howard Dyer	1960	92-256	87-168	1,222	260	1,478
QB Kelly Raber	1982	93-170	115-231	1,256	324	1,426
QB Joey Gibson	2000	61-(-36)	120-236	1,439	297	1,403
QB Tom Schultze	1972	89-(-360)	120-242	1,728	331	1,360
QB Al Lester	1995	108-199	100-207	1,159	315	1,358
QB Dave Brown	1987	96-(-73)	126-228	1,368	324	1,295
QB Tony Scales	1990	134-544	39-93	751	227	1,295
TB Floyd Allen	1980	291-1,276	0-0	0	291	1,276
TB Floyd Allen	1979	265-1,249	0-0	0	265	1,249
TB Andre Gibson	1977	256-1,218	2-5	25	261	1,243
QB Tom Schultze	1973	65-(-158)	116-242	1,400	307	1,242
QB Hill Ellett	1965	77-(-36)	98-210	1,254	287	1,218
QB Hill Ellett	1966	60-(-84)	105-205	1,281	265	1,197
QB Howard Dyer	1959	56-110	55-105	1,072	161	1,182
QB A.J. Augustine	2013	60-15	93-158	1,149	218	1,161
QB Al Comer	1983	61-6	97-214	1,109	275	1,115
QB Mark Lambert	1975	46-(-64)	100-188	1,176	234	1,112
QB Russ Quay	1967	106-196	72-151	912	178	1,108
TB Ronnie Norman	1974	205-1,045	0-0	0	205	1,045
QB Al Lester	1994	51-(-77)	96-224	1,107	275	1,030
TB Sean Mizzer	2006	209-1,022	0-0	0	209	1,022
QB Dan Fritz	1980	68-(-188)	83-186	1,202	254	1,014
QB Murphy Sprinkel	1968	93-(-157)	81-222	1,163	315	1,006
QB Aaron Mitchell	1998	160-85	53-102	916	262	1,001

Records - All-Purpose/Longest Plays



Tim Maypray broke the single-game all-purpose yards mark by totaling 346 yards against Charleston Southern in 2007.

Career Leaders

Most All-Purpose Yardage

Thomas Haskins	7,405	1993-96
Tim Maypray	6,129	2006-09
Sean Mizzer	5,736	2002-06
Ronnie Moore	4,652	1972-75
Mark Stock	4,366	1985-88
Floyd Allen	4,131	1978-81
James Wright	3,248	1984-87
Tera Frost	3,204	1999-2000

Most Attempts

Thomas Haskins	1,022	1993-96
Floyd Allen	911	1978-81
Sean Mizzer	869	2002-06
Kim Glidewell	646	1973-76

Single-Season Leaders

All Purpose Yards

Thomas Haskins	2,134	1995
Thomas Haskins	2,092	1996
Mark Stock	2,011	1988
Thomas Haskins	2,005	1994
Tim Maypray	1,976	2007
Sean Mizzer	1,509	2003
Sean Mizzer	1,480	2004
Floyd Allen	1,451	1979

Single-Game Leaders

All-Purpose Yards

Tim Maypray	346	Charleston Southern, 2007
Tim Maypray	332	Presbyterian, 2008
Thomas Haskins	328	Richmond, 1994
Thomas Haskins	326	The Citadel, 1994
Thomas Haskins	325	The Citadel, 1996
Thomas Haskins	309	UT-Chattanooga, 1995
Thomas Haskins	303	Liberty, 1995
Mark Stock	296	East Tennessee State, 1986
Thomas Haskins	292	The Citadel, 1993

Players With 100 Yards Rushing & Receiving In A Game

Sean Mizzer (106 rushing, 104 receiving)	Western Carolina, 2002
--	------------------------

Longest Plays

Longest Run From Scrimmage

Granville Amos	98	William & Mary, 1964
Marcus Mines	85	West Virginia Tech, 1992
Andre Gibson	85	Furman, 1976
Michael Rainey-Wiles	83	Lock Haven, 2007
Johnny Mapp	83	Catawba, 1953
Mike Patterson	81	Virginia, 1964
Thomas Haskins	80	UT-Chattanooga, 1995
Pete Mazik	80	Virginia Tech, 1962

Longest Pass Play

Brown-Stock	93	Appalachian State, 1986
Hughes-Collins	90	Coastal Carolina, 2008
Hughes-Maypray	87	Charleston Southern, 2007
Brown-Stock	85	East Tennessee State, 1986
Johnston-Jordan	85	Lehigh, 1956
Clark-Garnett	84	Furman, 1977
Kordenbrock-Lewis	83	Gardner-Webb, 2011
Morgan-Lewis	81	Stony Brook, 2011
Kordenbrock-Turner	81	The Citadel, 2012
Kordenbrock-Scott	80	Stony Brook, 2010
Kordenbrock-Rogers	80	Gardner-Webb, 2012

Longest Interception Return

Andy Tucker	100	Richmond, 1961
Robert Mason	90	Lehigh, 2005
Vern Keefer	86	Davidson, 1958
Kerr Kump	80	Boston College, 1967
Justin Huggard	70	Charleston Southern, 2003
Mike Mayo	69	The Citadel, 1986

Longest Kickoff Return

Richard Holland	100	Furman, 2000
Tim Maypray	99	The Citadel, 2007

Pete Johnson	97	Villanova, 1958
Sam Woolwine	93	Richmond, 1956
John Traynham	90	Marshall, 1961
Ronnie Moore	89	Davidson, 1975

Longest Punt Return

Chris Witts	87	Davidson, 1989
Tim Maypray	86	Gardner-Webb, 2009
Kerr Kump	84	William & Mary, 1968
Robert Savage	70	Lehigh, 1978
Gary McNeal	70	William & Mary, 1976
Ronnie Moore	66	Davidson, 1974

Longest Field Goal

Matt Maxey	57	Georgia Southern, 2000
Barrett Way	53	Liberty, 2004
Matt Sharpe	53	Coastal Carolina, 2003
Dillon Christopher	52	Gardner-Webb, 2013
Dillon Christopher	52	Bucknell, 2013
Lee Wimbish	52	Richmond, 1980
Barrett Way	51	Gardner-Webb, 2005
Mike Harris	51	Richmond, 1997
Craig Jones	50	William & Mary, 1977
Four Tied	49	

Longest Punt

Brent Barth	73	Appalachian State, 2000
Brent Barth	70	Appalachian State, 2001
Sam Horner	68	Villanova, 1958
Brent Barth	67	Duquesne, 2001
Butch Nunnally	67	Iowa State, 1963
Sam Horner	66	Virginia Tech, 1959

Records - Returns/Punting

Career Return Leaders

Most Kickoff Returns

Tim Maypray	98	2006-09
James Wright	82	1984-87
Ronnie Moore	76	1972-75
Thomas Haskins	73	1993-96
Titus Green	67	2001,03,05

Most Punt Returns

Ronnie Moore	65	1972-75
Mark Stock	63	1985-88
Gary McNeal	56	1975-78

Most Punt Return Yardage

Ronnie Moore	741	1972-75
Mark Stock	530	1985-88
Gary McNeal	518	1975-78

Most Interception Return Yards Gained

Kerr Kump	261	1966-68
Stinson Jones	205	1958-61
Mike Mayo	205	1984-87

Most Interception Return Touchdowns

Stinson Jones	2	1958-61
---------------	---	---------



Top - Ronnie Moore (1972-75) amassed the most punt return yards in school history.



Brent Barth (1999-02) averaged over 42 yards per punt in his career, the best-ever by a Keydet punter.

Career Punting Leaders

Most Punts

Jim Bailey	276	1969-71
Brent Barth	272	1999-2002
Adam Peters	221	2003-06
Brian Southard	216	1989-92

Most Yards

Brent Barth	11,438	1999-2002
Jim Bailey	10,127	1969-71

Adam Peters	8,700	2003-06
Brian Southard	7,823	1989-92

Highest Average (min. 60 punts)

Brent Barth	42.1	1999-2002 (272 punts for 11,438 yards)
Sam Horner	41.8	1956-59 (65 punts for 2,718 yards)

Single-Game Return Leaders

Most Kickoff Return Yards

Titus Green	207	Furman, 2001
-------------	-----	--------------

Most Punt Return Yards

Ronnie Moore	169	Davidson, 1974
--------------	-----	----------------

Most Yards Gained on Interception Returns

Andy Tucker	100	Richmond, 1961
-------------	-----	----------------

Single-Game Punting Leaders

Individual

Most Punts

Jim Bailey	13	West Virginia, 1969
------------	----	---------------------

Most Total Yards Punting

Jim Bailey	472	West Virginia, 1969
------------	-----	---------------------

Team

Most Punts	13	West Virginia, 1969
------------	----	---------------------

	13	Virginia, 2013
--	----	----------------

Most Total Yards Punting	472	West Virginia, 1969
--------------------------	-----	---------------------

Single-Season Return Leaders

Individual

Most Yardage, Kickoff Returns

Tim Maypray	972	2009
Tracy Hairston	965	2011
Tim Maypray	889	2007
Rajah Jenkins	763	2008
Kevin Solomon	750	2002
Titus Green	634	2001
Richard Holland	628	2000
Bryant McMillian	559	1991
Mario Scott	554	2010
Thomas Haskins	553	1995
Titus Green	539	2005

Most Yardage Punt Returns

Eddie Willis	349	1965
Kerr Kump	327	1968
Mark Stock	260	1988

Most Yardage, Interception Returns

Kerr Kump	160	1967
Stinson Jones	127	1961
Andy Tucker	122	1961
Kerr Kump	101	1968

Team

Most Yards, Interception Returns	334	1961
----------------------------------	-----	------

Single-Season Punting Leaders

Individual

Most Punts

Jim Bailey	101	1969
Jim Bailey	93	1970
Jim Bailey	82	1971

Best Punting Average

Brent Barth	47.4	2002
Sam Horner	42.6	1958
Bobby Jordan	42.4	1955

Records - Defense



John Willison (1973-76) makes one of his school-record 257 career solo tackles.

Career Leaders

Interceptions


Mike Mayo	15	1984-87
Stinson Jones	14	1958-61
Musa Sarki	12	2000-03
Steve Umberger	12	1980-82
Kerr Kump	12	1966-68
Frank Ladson	11	1982-83
Chris Clark	10	1984-87

Solo Tackles

John Willison	257	1973-76
Glen Jones	243	1974-77
Camillus Musselman	220	1990-93
Mike Rogers	207	1994-97
Melvin Rucker	203	1979-82
Walt Bellamy	188	1977-79
Wayne Purcell	188	1987-90
Robert Mason	183	2002-05
Mike Mayo	166	1984-87

Total Tackles

Mike Rogers	457	1994-97
John Willison	456	1973-76
Melvin Rucker	399	1979-82
Robert Mason	371	2002-05
Glen Jones	367	1974-77
Derik Screen	357	2000-03
Andre Curtis	354	1995-98
A.J. Gross	353	2007-11
Camillus Musselman	352	1990-93
Chris Walsh	349	1999-2002
Todd Baldwin	346	2002-05



Melvin Rucker (1979-82) made 158 tackles in 1981, a mark that still stands atop the single-season recordbook.

Single-Game Leaders

Solo Tackles (First Hits)

John Willison	16	William & Mary, 1976
Walt Bellamy	16	Virginia, 1979
Glen Ralston	15	Appalachian State, 1984
Bruce Kitchen	15	Virginia Tech, 1979
Frank Ladson	15	Richmond, 1983

Total Tackles

Glen Ralston	25	Western Carolina, 1984
Mike Mayo	24	Richmond, 1985
Glen Ralston	23	Appalachian State, 1984
Mike Rogers	22	William & Mary, 1996
Mike Rogers	21	ETSU, 1996
Matt Kluk	20	Georgia Southern, 1999
Anthony McIntosh	20	The Citadel, 1988

Most Interceptions

Christian Kelly	3	Charleston Southern, 2006
Gene Williams	3	The Citadel, 1973
John Landry	3	Virginia, 1972
Stinson Jones	3	Villanova, 1961

Most Fumbles Recovered

Mike Kemp	3	East Tennessee State, 1989
-----------	---	----------------------------

Single-Season Leaders

Solo Tackles

Camillus Musselman	91	1992
Cornell Lewis	89	1996
Andy Titone	88	1986
Melvin Rucker	88	1981
Dan Young	86	1987
Glen Ralston	86	1984
Anthony McIntosh	81	1988
John Willison	79	1976

Total Tackles

Melvin Rucker	158	1981
Mike Rogers	156	1996
Mike Rogers	151	1997
Derik Screen	144	2003
Glen Ralston	144	1984
Melvin Rucker	141	1980
Justin Huggard	136	2005
Camillus Musselman	130	1991
Anthony McIntosh	128	1988
Dan Young	128	1987

Interceptions

Mike Mayo	7	1985
Frank Ladson	7	1982
Steve Umberger	7	1982
Kerr Kump	7	1967

Fumbles Recovered

Mark Weiss	7	1970
------------	---	------

Single-Game Team Superlatives

Most Interceptions	6	Virginia Tech, 1959
Most Fumbles Recovered	6	East Tennessee State, 1994
	6	West Virginia, 1969
Fewest Yards Penalized	0	Richmond, 1973
	0	Boston College, 1968
	0	Army, 1956
Fewest First Downs Allowed	4	Virginia Tech '61, Furman '70
Most First Downs Allowed	36	William & Mary '91, '93
Fewest Rushing Yards Allowed	4	Saint Francis, 2008
Most Rushing Yards Allowed	558	Georgia Tech, 1975
Fewest Passing Yards Allowed	16	Richmond, 1957*
Most Passing Yards Allowed	642	Marshall, 1991
Most Total Offense Allowed	789	Marshall, 1991
Least Total Offense Allowed	42	Davidson, 1975
Most Total Offensive Plays Allowed	99	Gardner-Webb, 2005
Fewest Offensive Plays Allowed	41	Virginia Tech, 1961
	41	Florida State, 1954
Fewest Rushing Attempts Allowed	20	West Virginia Tech, 1990
	20	Davidson, 1973
Most Rushing Attempts Allowed	82	Georgia Tech, 1975
Fewest Passing Attempts Allowed	0	Virginia Tech, 1976
Most Passing Attempts Allowed	60	Davidson, 2006
Most Points Allowed	73	Liberty, 2007
Most Touchdowns Allowed	10	Liberty, 2007
	10	The Citadel, 2007
	10	Virginia Tech, 1966
	10	Cincinnati, 1953
Most Rushing Touchdowns allowed	8	Furman, 1999
Most Passing Touchdowns allowed	6	Marshall, 1991
Most Defensive Extra Points	2	Davidson, 1989

*- NCAA Record

Single-Season Team Superlatives

Most Points Allowed	468	1998
Fewest Points Allowed	93	1959
Most First Downs Allowed	271	2013
Fewest First Downs Allowed	126	1958 & 1963
Most Pass Completions Allowed	228	2013
Fewest Pass Completions Allowed	40	1975
Most Pass Attempts Allowed	379	2013
Fewest Pass Attempts Allowed	106	1954
Most Interceptions	28	1959
Most TDs Via Interceptions	4	1961
Fewest Interceptions	4	1964, 1997 and 2011
Most Rushing Yards Allowed	3,231	1998
Fewest Rushing Yards Allowed	1,313	1954
Most Rushing Attempts Allowed	643	1974
Fewest Rushing Attempts Allowed	288	1954
Most Passing Yards Allowed	2,912	2013
Fewest Passing Yards Allowed	562	1975
Most Total Offense Allowed	5,460	2013
Least Total Offense Allowed	2,204	1954
Most Offensive Plays Allowed	887	2013
Fewest Offensive Plays Allowed	394	1954

Year-By-Year Leaders**Solo Tackles (First Hits)**

2013	Alex James	36
2012	James Fruehan	54
2011	A.J. Gross	37
2010	A.J. Gross	40
2009	Byron Allen	45
2008	Bryant Youngblood	38
2007	Marcus Brown	39
	& Bryant Youngblood	39
2006	Patrick McKinney	37
2005	Justin Huggard	50
2004	Robert Mason	66
2003	Derik Screen	60
2002	Robert Mason	44
2001	Derik Screen	61
2000	Chris Walsh	64
1999	Deffy Mubangu	58
1998	Quesuan Wigfall	60
1997	Mike Rogers	67
1996	Cornell Lewis	89
1995	Kelly Cook	62
1994	Terry Tucker	60
1993	Kevin Reardon	71
1992	Camillus Musselman	91
1991	Camillus Musselman	66
1990	Wayne Purcell	64
1989	Wayne Purcell	68
1988	Anthony McIntosh	81
1987	Dan Young	86
1986	Andy Titone	88
1985	Ambrose Phillips	50
1984	Glen Ralston	86
1983	Frank Ladson	77
1982	Jim Rice	50
1981	Melvin Rucker	88
1980	Melvin Rucker	70
1979	Walt Bellamy	77
1978	Walt Bellamy	69
1977	Ned Stepanovich	55
1976	John Willison	79
1975	Glen Jones	76
1974	John Willison	77
	& Phil Upton	77

Total Tackles**(Solo and Assists)**

2013	Weston Reber	82
2012	Weston Reber	87
2011	A.J. Gross	90
2010	A.J. Gross	110
2009	Byron Allen	93
2008	A.J. Gross	67
2007	Patrick McKinney	78
2006	Patrick McKinney	82
2005	Justin Huggard	136
2004	Robert Mason	120
2003	Derik Screen	144
2002	Robert Mason	80
2001	Derik Screen	106
2000	Chris Walsh	113
1999	Deffy Mubangu	98
1998	Andre Curtis	106
1997	Mike Rogers	151
1996	Mike Rogers	156
1995	Kelly Cook	121
1994	Terry Tucker	93
1993	Kevin Reardon	119
1992	Camillus Musselman	127
1991	Camillus Musselman	130
1990	Wayne Purcell	94
1989	Wayne Purcell	102
1988	Anthony McIntosh	128
1987	Dan Young	128
1986	Andy Titone	118
1985	Mike Mayo	89
1984	Glen Ralston	144
1983	Frank Ladson	106
1982	Jim Rice	92
1981	Melvin Rucker	158
1980	Melvin Rucker	141
1979	Walt Bellamy	124
1978	Walt Bellamy	122
1977	Ned Stepanovich	90
1976	John Willison	110
1975	Glen Jones	114
1974	John Willison	126

Fumbles Recovered

2013	Weston Reber	3
2012	Logan Staib/Chris Harper	2
2011	Byron Allen/James Fruehan	2
2010	7 Players with	1
2009	Eric Church	3
2008	Bryant Youngblood	2
2007	Josh Wine	3
2006	Keith Taylor	2
2005	Todd Baldwin/Travis Ludden	2
2004	4 Players with	2
2003	Justin Huggard/Mike Maleski	2
2002	10 Players with	1
2001	Derik Screen	2
2000	Quesuan Wigfall	4
1999	Richard Holland	3
1998	David Budlong/Darius Parker	2
1997	Mike Rogers/Quesuan Wigfall	2
1996	Matt Coley	2
1995	Kelly Cook/Tom Curran	2
1994	Damon Pinero	3
1993	Drew Dunnington	4
1992	Eugene Pribila/Mike Morgan	2
1991	Six Players With	1
1990	Todd Washington	3
1989	Mike Kemp	3
1988	Anthony McIntosh	3
1987	Todd Freiwald	2
1986	Andy Titone	3
1985	Three Players With	3
1984	Jimmy Walker	3
1983	Three Players With	2
1982	Blake Hippenstiel	4
1981	Jim Rice	4
1980	Barry Smith	2
1979	Tim Cox	3
1978	Walt Bellamy	2
1977	Glen Jones/Dale Ogg	3
1976	Four Players With	3
1975	Eric Radford	3
1974	Terry White	4

Passes Intercepted

2013	James Fruehan	2
2012	Mike Smith	3
2011	Four Players with	1
2010	G. Walker & T. Watkins	2
2009	Four Players with	1
2008	B. Allen & J. Rochester	2
2007	K. Taylor & B. Youngblood	1
2006	C. Kelly & J. Walton	3
2005	Four Players with	2
2004	J. Huggard & J. Walton	2
2003	Musa Sarki	5
2002	Musa Sarki	6
2001	DeAngello Plather	3
2000	Richard Holland	3
1999	R. Holland & D. Mubangu	2
1998	John Herrin	3
1997	Four players with	1
1996	Demond Ferebee	5
1995	K. Cook & T. Williams	2
1994	Torre Costin	3
1993	Kevin Reardon	3
1992	M. Morgan & T. Tucker	2
1991	Dewayne Arkadie	5
1990	Boo Lassiter	5
1989	Five Players with	1
1988	Three Players with	2
1987	Mike Mayo	5
1986	Mike Mayo	3
1985	Mike Mayo	7
1984	Scott Vaughn	3
1983	Frank Ladson	4
1982	F. Ladson & S. Umberger	7
1981	L. Dunnville & S. Umberger	4
1980	Les Dunnville	3
1979	Tim Cox	3
1978	Four Players with	2
1977	Tim Cox & Gary McNeal	3
1976	Bobby McQueen	4
1975	Bobby McQueen	5

The Keydets Year-By-Year

Year	Coach	Overall	Home	Away	Neutral	Points Scored	Points Against
1891	Walter Taylor	3-0-1	2-0-0	1-0-1	0-0	52	12
1892	No Coach	4-0-1	4-0-1	0-0	0-0	128	18
1893	No Coach	3-1-0	3-1-0	0-0	0-0	72	26
1894	No Coach	6-0-0	5-0-0	0-0	1-0-0	138	6
1895	G.W. Bryant	5-1-0	3-0-0	1-0-0	1-1-0	164	12
1896	G.W. Bryant	3-4-0	3-1-0	0-1-0	0-2-0	68	98
1897	R.N. Groner	3-2-0	2-0-0	1-1-0	0-1-0	76	6
1898	S.A. Boyle	4-2-0	3-0-0	1-1-0	0-1-0	110	41
1899	S.A. Boyle	1-0-0	1-0-0	0-0	0-0	39	0
1900	Sam Walker	4-1-2	2-0-2	1-0-0	1-1-0	86	16
1901	Sam Walker	4-3-0	3-0-0	1-1-0	0-2-0	199	61
1902	Sam Walker	3-3-1	3-0-1	0-1-0	0-2-0	99	90
1903	W.W. Roper	2-1-0	2-0-0	0-0	0-1-0	36	28
1904	W.W. Roper	3-5-0	3-2-0	0-2-0	0-1-0	70	70
1905	I.B. Johnson	2-5-1	2-2-1	0-1-0	0-2-0	40	103
1906	I.B. Johnson	4-4-0	4-2-0	0-2-0	0-0	68	49
1907	C.S. Roller, Jr.	5-3-0	5-0-0	0-1-0	0-2-0	282	50
1908	C.S. Roller, Jr.	3-2-0	3-1-0	0-0	0-1-0	120	20
1909	W.C. Gloth	4-3-0	3-1-0	0-1-0	1-1-0	59	51
1910	W.C. Gloth	3-3-1	3-0-1	0-3-0	0-0	69	48
1911	Alpha Brummage	7-1-0	5-0-0	0-1-0	2-0-0	203	27
1912	Alpha Brummage	7-1-0	4-1-0	3-0-0	0-0	163	36
1913	Henry G. Poague	7-1-2	6-0-1	0-1-0	1-0-1	197	54
1914	Frank H. Gorton	4-4-0	4-0-0	0-1-0	0-3-0	110	95
1915	Frank H. Gorton	6-2-1	5-0-0	0-1-0	1-1-1	103	102
1916	Frank H. Gorton	4-5-0	3-2-0	0-2-0	1-1-0	233	119
1917	Earl C. Abell	4-4-1	4-0-1	0-1-0	0-3-0	162	111
1918	Abell & Mose Goodman	1-3-0	1-0-0	0-2-0	0-1-0	25	60
1919	Red Fleming	6-2-0	2-0-0	1-1-0	3-1-0	121	45
1920	Blandy Clarkson	9-0-0	3-0-0	3-0-0	3-0-0	431	20
1921	Blandy Clarkson	3-5-1	3-1-0	0-2-1	0-2-0	107	102
1922	Blandy Clarkson	7-2-0	3-0-0	3-0-0	1-2-0	291	23
1923	Blandy Clarkson	9-1-0	5-0-0	2-1-0	2-0-0	224	23
1924	Blandy Clarkson	6-3-1	4-0-0	1-3-0	1-0-1	152	29
1925	Blandy Clarkson	6-4-0	4-0-0	0-2-0	2-2-0	169	108
1926	Blandy Clarkson	5-5-0	2-2-0	0-2-0	3-1-0	80	98
1927	W.C. Raftery	6-4-0	4-0-0	1-2-0	1-2-0	144	64
1928	W.C. Raftery	5-3-2	4-1-1	0-1-0	1-1-1	95	75
1929	W.C. Raftery	8-2-0	3-1-0	2-1-0	3-0-0	155	61
1930	W.C. Raftery	3-6-0	3-2-0	0-2-0	0-2-0	30	122
1931	W.C. Raftery	3-6-1	1-2-1	1-2-0	1-2-0	82	123
1932	W.C. Raftery	2-8-0	2-3-0	0-2-0	0-3-0	44	166
1933	W.C. Raftery	2-7-1	1-1-0	1-4-0	0-2-1	44	170
1934	W.C. Raftery	1-8-0	0-2-0	0-5-0	1-1-0	51	190
1935	W.C. Raftery	2-7-1	0-4-0	1-2-1	1-1-0	63	157
1936	W.C. Raftery	6-4-0	3-0-0	3-3-0	0-1-0	122	140
1937	Allison T. Hubert	5-5-0	2-3-0	2-1-0	1-1-0	134	94
1938	Allison T. Hubert	6-1-4	3-0-1	3-1-1	0-0-2	159	86
1939	Allison T. Hubert	6-3-1	2-1-0	1-2-1	3-0-0	125	100
1940	Allison T. Hubert	7-2-1	3-0-1	2-2-0	2-0-0	127	62
1941	Allison T. Hubert	4-6-0	0-1-0	2-4-0	2-1-0	134	173
1942	Allison T. Hubert	3-5-1	1-0-0	2-2-0	0-3-1	111	130
1943	Allison T. Hubert	2-6-0	1-1-0	0-3-0	1-2-0	46	183
1944	Allison T. Hubert	1-8-0	0-2-0	1-2-0	0-4-0	65	231
1945	Allison T. Hubert	5-4-0	3-1-0	1-2-0	1-1-0	155	138
1946	Allison T. Hubert	4-5-1	3-0-0	1-3-1	0-2-0	122	188
1947	A.W. Morton	3-5-1	2-1-0	0-4-1	1-0-0	120	152
1948	A.W. Morton	6-3-0	3-0-0	2-2-0	1-1-0	183	116
1949	Thomas N. Nugent	3-5-1	1-1-0	0-3-0	2-1-1	157	207
1950	Thomas N. Nugent	6-4-0	1-1-0	3-3-0	2-0-0	189	166
1951	Thomas N. Nugent	7-3-0	2-0-0	4-3-0	1-0-0	227	162
1952	Thomas N. Nugent	3-6-1	2-0-0	1-2-1	0-4-0	165	279
1953	John McKenna	5-5-0	1-1-0	2-4-0	2-0-0	174	196
1954	John McKenna	4-6-0	1-1-0	2-2-0	1-3-0	132	223
1955	John McKenna	1-9-0	0-2-0	1-4-0	0-3-0	85	259
1956	John McKenna	3-6-1	0-1-0	2-4-1	1-1-0	167	220
1957	John McKenna	9-0-1	2-0-0	5-0-1	2-0-0	201	101
1958	John McKenna	6-2-2	2-0-0	3-1-0	1-1-2	214	99
1959	John McKenna	8-1-1	2-0-0	3-1-0	3-0-1	243	93
1960	John McKenna	7-2-1	2-0-0	5-1-1	0-1-0	218	135

2014 VMI Football Fact Book


Year	Coach	Overall	Home	Away	Neutral	Points Scored	Points Against
1961	John McKenna	6-4-0	0-1-0	5-2-0	1-1-0	134	105
1962	John McKenna	6-4-0	2-0-0	2-4-0	2-0-0	119	119
1963	John McKenna	3-5-2	2-0-0	1-2-2	0-3-0	140	134
1964	John McKenna	1-9-0	1-1-0	0-6-0	0-2-0	123	200
1965	John McKenna	3-7-0	2-0-0	1-6-0	0-1-0	121	200
1966	Vito Ragazzo	2-8-0	0-2-0	2-4-0	0-2-0	129	305
1967	Vito Ragazzo	6-4-0	2-1-0	2-2-0	2-1-0	205	195
1968	Vito Ragazzo	1-9-0	0-2-0	1-5-0	0-2-0	90	290
1969	Vito Ragazzo	0-10-0	0-2-0	0-6-0	0-2-0	78	409
1970	Vito Ragazzo	1-10-0	1-2-0	0-7-0	0-1-0	120	451
1971	Bob Thalman	1-10-0	1-2-0	0-7-0	0-1-0	78	257
1972	Bob Thalman	2-9-0	1-3-0	1-6-0	0-0	150	299
1973	Bob Thalman	3-8-0	2-1-0	1-7-0	0-0	118	316
1974	Bob Thalman	7-4-0	4-0-0	2-4-0	1-0-0	212	175
1975	Bob Thalman	3-8-0	1-3-0	2-4-0	0-1-0	162	187
1976	Bob Thalman	5-5-0	2-2-0	2-2-0	1-1-0	138	206
1977	Bob Thalman	7-4-0	5-0-0	2-4-0	0-0	223	155
1978	Bob Thalman	3-8-0	1-4-0	1-4-0	1-0-0	114	227
1979	Bob Thalman	6-4-1	4-1-1	2-3-0	0-0	158	210
1980	Bob Thalman	3-7-1	1-2-1	2-4-0	0-1-0	142	242
1981	Bob Thalman	6-3-1	2-2-0	3-1-1	1-0-0	165	156
1982	Bob Thalman	5-6-0	3-1-0	1-4-0	1-1-0	221	180
1983	Bob Thalman	2-9-0	2-4-0	0-5-0	0-0	100	339
1984	Bob Thalman	1-9-0	1-3-0	0-5-0	0-1	121	320
1985	Eddie Williamson	3-7-1	3-1-1	0-6-0	0-0	189	333
1986	Eddie Williamson	1-10-0	0-4-0	1-6-0	0-0	138	370
1987	Eddie Williamson	4-7-0	3-2-0	1-4-0	0-1-0	118	235
1988	Eddie Williamson	2-9-0	2-3-0	0-5-0	0-1-0	152	298
1989	Jim Shuck	2-8-1	2-3-0	0-5-1	0-0	151	307
1990	Jim Shuck	4-7-0	3-2-0	1-4-0	0-1-0	251	346
1991	Jim Shuck	4-7-0	3-2-0	1-4-0	0-1-0	243	373
1992	Jim Shuck	3-8-0	3-2-0	0-5-0	0-1-0	245	315
1993	Jim Shuck	1-10-0	1-3-0	0-6-0	0-1-0	139	396
1994	Bill Stewart	1-10-0	0-5-0	1-4-0	0-1-0	153	437
1995	Bill Stewart	4-7-0	3-2-0	1-4-0	0-1-0	269	350
1996	Bill Stewart	3-8-0	2-3-0	1-5-0	0-0	189	296
1997	Ted Cain	0-11-0	0-5-0	0-6-0	0-0	93	384
1998	Ted Cain	1-9-0	1-4-0	0-5-0	0-0	137	432
1998	Donny White*	0-1-0	0-1-0	0-0	0-0	10	36
1999	Cal McCombs	1-10-0	1-5-0	0-5-0	0-0	77	400
2000	Cal McCombs	2-9-0	2-4-0	0-5-0	0-0	227	434
2001	Cal McCombs	1-10-0	1-5-0	0-5-0	0-0	164	446
2002	Cal McCombs	6-6-0	3-2-0	2-4-0	1-0-0	314	415
2003	Cal McCombs	6-6-0	4-2-0	2-3-0	0-1-0	359	257
2004	Cal McCombs	0-11-0	0-5-0	0-6-0	0-0	137	327
2005	Cal McCombs	3-8-0	2-4-0	1-4-0	0-0	230	319
2006	Jim Reid	1-10-0	1-3-0	0-7-0	0-0	199	433
2007	Jim Reid	2-9-0	1-5-0	1-4-0	0-0	267	461
2008	Sparky Woods	4-7-0	4-2-0	0-5-0	0-0	378	369
2009	Sparky Woods	2-9-0	1-4-0	1-5-0	0-0	225	338
2010	Sparky Woods	3-8-0	2-2-0	1-6-0	0-0	174	311
2011	Sparky Woods	2-9-0	2-3-0	0-6-0	0-0	187	351
2012	Sparky Woods	2-9-0	2-4-0	0-5-0	0-0	133	388
2013	Sparky Woods	2-10-0	2-4-0	0-6-0	0-0	235	416
All-Time Totals		465-657-42	271-185-15	124-358-15	70-109-12	18,280	22,804

COACHING RECORDS


Name	Seasons	Years	Overall	Pct.	Home	Away	Neutral	Name	Seasons	Years	Overall	Pct.	Home	Away	Neutral
Walter Taylor	1	1891	3-0-1	.875	2-0	1-0-1	0-0	Allison T. Hubert	10	1937-46	43-45-8	.490	18-9-2	15-22-3	10-14-3
G.W. Bryant	2	1895-96	8-5	.615	6-1	1-1	1-3	A.W. Morton	2	1947-48	9-8-1	.528	5-1	2-6-1	2-1
R.N. Groner	1	1897	3-2	.600	2-0	1-1	0-1	Thomas N. Nugent	4	1949-52	19-18-2	.513	6-2	8-11-1	5-5-1
S.A. Boyle	2	1898-99	5-2	.714	4-0	1-1	0-1	John McKenna	13	1953-65	62-60-8	.508	17-7	32-37-5	13-16-3
Sam Walker	3	1900-02	11-7-3	.595	8-0-3	2-2	1-5	Vito Ragazzo	5	1966-70	10-41	.196	3-9	5-24	2-8
W.W. Roper	2	1903-04	5-6	.455	5-2	0-2	0-2	Bob Thalman	14	1971-84	54-94-3	.368	30-27-2	19-61-1	5-6
I.B. Johnson	2	1905-06	6-9-1	.406	6-4-1	0-3	0-2	Eddie Williamson	4	1985-88	10-33-1	.239	5-10-1	2-21	0-2
C.S. Roller, Jr.	2	1907-08	8-5	.615	8-1	0-1	0-3	Jim Shuck	5	1989-93	14-40-1	.264	12-12	2-24-1	0-4
W.C. Gloth	2	1909-10	7-6-1	.536	6-1-1	0-4	1-1	Bill Stewart	3	1994-96	8-25	.242	5-10	3-13	0-2
Alpha Brummage	2	1911-12	14-2	.875	9-1	3-1	2-0	Ted Cain	2	1997-98	1-20	.048	1-9	0-11	0-0
Henry G. Poague	1	1913	7-1-2	.800	6-0-1	0-1	1-0-1	Cal McCombs	7	1999-05	19-60	.241	13-27	5-32	1-1
Frank H. Gorton	3	1914-16	14-11-1	.558	12-2	0-4	2-5-1	Jim Reid	2	2006-07	3-19	.136	2-8	0-12	0-0
Earl C. Abell	1	1917	4-4-1	.500	4-0-1	0-1	0-3	Sparky Woods	6	2008-13	15-52	.224	13-19	2-33	0-0
Abell & M. Goodman	1	1918	1-3	.250	1-0	0-2	0-1	*Athletic Director Donny White coached the final game of the 1998 season vs.The Citadel (L, 36-10), on an interim basis.							
Red Fleming	1	1919	6-2	.750	2-0	1-1	3-1								
Blandy Clarkson	7	1920-26	45-20-2	.687	24-4	9-10-1	12-6-1								
W.C. Raftery	10	1927-36	38-55-5	.413	21-16-2	9-24-1	8-15-2								

Alumni Memorial Field Records

Best Home Season:5-0, 1977
Most Points Scored by a Team:70, The Citadel vs. VMI, Nov. 17, 2007
Biggest Combined Score:107, VMI 52 vs. Gardner-Webb 55, 3 OT, Oct. 22, 2005
Lowest Combined Score:3, VMI vs. Richmond (0-3), Sept. 30, 1967
Longest Run From Scrimmage:98, Granville Amos (VMI), vs. William & Mary, Sept. 19, 1964
Longest Pass Completion:94, Mike Pusey - Gerald Harp (Western Carolina), Oct. 28, 1978
Longest Interception Return:90, Robert Mason (VMI) vs. Lehigh, Sept. 24, 2005
Longest Kickoff Return:100 yds., Reggie Evans (Richmond), Sept. 15, 1979
Richard Holland (VMI) vs. Furman, Sept. 23, 2000
Longest Punt Return:89, Ricardo Clark (Marshall) Oct. 27, 1990
Longest Punt:77, Joe Agee (William & Mary), Nov. 8, 1985
Most Field Goals:5, Craig Jones (VMI), vs. William & Mary, Sept. 10, 1977
Longest Field Goal:53, Barrett Way (VMI), vs. Liberty, Nov. 6, 2004
Most Individual Yards Rushing:277, Thomas Haskins (VMI) vs. The Citadel, Nov. 16, 1996
Most Individual Yards Passing:422, Dave Brown (VMI), vs. Appalachian State, Nov. 15, 1986
Most Individual Yards Receiving:240, David Conklin (William & Mary), Sept. 13, 1997
Most Individual Yards, Total Offense:426, Ryan Alexander (Davidson), Sept. 2, 2006
Most Individual Receptions:12, Freddie Martino (North Greenville), Sept. 14, 2013
Kenny Cook (Gardner-Webb), Nov. 9, 2013
Most Passes Intercepted (Individual):3, Marcus Johnson (The Citadel), Nov. 14, 1998
Jim King (The Citadel), Oct. 22, 1970
Kenny Booker (UT-Chattanooga), Oct. 20, 1984
Most Team Yards Rushing:539, Georgia Southern vs. VMI, Oct. 2, 1999
Fewest Team Yards Rushing:-4, Saint Francis, Sept. 6, 2008
Most Team Yards Passing:498, William and Mary vs. VMI, Sept. 13, 1997
Fewest Team Yards Passing:0, VMI vs. Richmond, Oct. 4, 2008
Most Team Total Offense:688, UT-Chattanooga, Oct. 11, 1980
Most Combined Total Offense:1138, VMI (648) vs. Presbyterian (490), Nov. 22, 2008
Most First Downs:36, William & Mary, Oct. 12, 1991
Most Yards Penalized:217, Richmond, Oct. 29, 1983
Most Passes Intercepted (Team):6, Navy, Sept. 15, 1973
Most Fumbles Lost:5, Appalachian State, Sept. 18, 1976 & Furman, Sept. 14, 1974
Largest Crowd:10,000, VMI vs. Navy, Sept. 15, 1973
Smallest Crowd:2,400, VMI vs. Davidson, Oct. 31, 1970



Dave Brown threw for 422 yards against Appalachian State on November 15, 1986.



Craig Jones kicked an Alumni Memorial Field record five field goals against William & Mary in 1977.

Honors & Awards

Henry Fairfax Ayers '06 Medal

(Given to the Most Valuable Player)

1971 - George Ramsey, III
 1972 - Mac Bowman
 1973 - Eugene Williams
 1974 - Andy Dearman, III
 1975 - Ronnie Moore
 1976 - Kim Glidewell & John Willison, Jr.
 1977 - Glen Jones
 1978 - Robby Clark & Dale Ogg
 1979 - Walt Bellamy & Jeff Morgan
 1980 - Butch Hostetter
 1981 - Floyd Allen
 1982 - Melvin Rucker
 1983 - Anthony Agostinelli
 1984 - Mike Wooten
 1985 - Al Comer
 1986 - Keith Washington
 1987 - Dan Young
 1988 - Mark Stock
 1989 - Charles Plageman
 1990 - Wayne Purcell
 1991 - Dwayne Ross
 1992 - Kelly Holbert
 1993 - Kevin Reardon
 1998 - Andre Curtis
 1999 - Stillman Clark
 2000 - Richard Holland
 2001 - Chris Walsh
 2002 - Joey Gibson
 2003 - Derik Screen
 2004 - Robert Mason
 2005 - Robert Mason
 2006 - Sean Mizzer
 2007 - Tim Maypray
 2008 - Tim Maypray

Harry G. Lee '47 12th Man Award

1989 - Frank Wilder
 1990 - Alvin Schmidt
 1991 - Matt Ankrum
 1992 - Brian Gliba

J. Smith Ferebee '27 Coaches' Award

1989 - Mark Cager
 1990 - Turner Mebane
 1991 - Mike Perfetti
 1992 - Brian Jordan
 2005 - Travis Ludden
 2006 - Jonathan Wilson

Academic All-American

1976 - Bob Bookmiller (2nd Team)
 1978 - *Bob Bookmiller (2nd Team)
 - Craig Jones (1st Team)
 1979 - *Craig Jones (1st Team)
 1983 - David Twillie (2nd Team)
 1984 - David Twillie (1st Team)
 1986 - Dan Young (1st Team)
 1987 - Dan Young (2nd Team)
 1988 - Anthony McIntosh (1st Team)
 *Recipient NCAA Postgraduate scholarship

Dr. Martin D. Delaney, Jr. '28 Award

(Originally begun as the Award of Honor, it is now given to the Most Improved Football Player.)

1958 - John Engels
 1959 - Marty Caples
 1960 - Not Awarded
 1961 - Dewitt Worrell
 1962 - Not Awarded
 1963 - Not Awarded
 1964 - Richard Phillips
 1965 - Unknown
 1966 - James B. Clarke
 1967-70 - Not Awarded
 1971 - Tom Napier and Walt Chalkley
 1972 - Blake Thomas
 1973 - Cliff Biram
 1974 - Ron Bongiovanni
 1975 - Ray Brooks
 1976 - Ralph George
 1977 - Jim Reynolds
 1978 - Allan Soltis
 1979 - Rick Gilbert
 1980 - Jeff White
 1981 - Ozzie Belcher
 1982 - Dan Martin
 1983 - Frank Ladson
 1984 - Neil Lowenstein
 1985 - Kevin Washington
 1986 - Erich Diehl
 1987 - Phil Riggleman
 1988 - John Adametz
 1989 - Tony Douglas
 1990 - Chris Witts
 1991 - Andy Andrews
 1992 - Robert Gay
 1993 - Robert Gay
 1998 - Darius Parker
 1999 - Matt Kluk
 2000 - Bryan Rodriguez
 2001 - Michael Kirk
 2002 - Musa Sarki
 2003 - Jonathan Wilson
 2004 - Kirk Monteleone
 2005 - Mike Maleski
 2006 - Jeff Marcey
 2007 - George Handler
 2008 - Zach Collins

National Football Foundation Scholar-Athletes

1978 - Bob Bookmiller
 1979 - Craig Jones
 1982 - Teddy Gottwald
 1984 - David Twillie
 1987 - Dan Young
 1988 - Anthony McIntosh
 1989 - Charles Plageman

Keydets in the NFL

Sam Horner - Washington Redskins (1960-61), New York Giants (1962-63)
Pete Johnson - Chicago Bears (1959)
Joe Muha - Philadelphia Eagles (1946-50)
Bosh Pritchard - Philadelphia Eagles (1942, 1946-51), New York Giants (1951)

Vince Ragunas - Pittsburgh Steelers (1949)
Ray Reutt - Pittsburgh-Philadelphia Steagles (1943)

Mark Stock - Pittsburgh Steelers (1989), Washington Redskins (1993 & 1994) & Indianapolis Colts (1996)

Bobby Thomason - Los Angeles Rams (1949), Green Bay Packers (1951), Philadelphia Eagles (1952-57)

Mike Wooten - Washington Redskins (1987)

Keydets in the CFL

Thomas Haskins - Montreal Alouettes (1997-2002)

Tim Maypray - Montreal Alouettes (2010-11)

Keydets in Post-Season Play

Floyd Allen, Senior Bowl (1982)
 Lorenzo Carpenter, All-America Classic (1992)
 Andy Dearman, All-American Bowl (1975)
 Howard Dyer, Senior Bowl (1961) & All-American Bowl (1961)
 Jay Grumbling, Blue-Gray (1951)
 Weir Goodwin, Blue-Gray (1951)
 Sam Horner, Blue-Gray (1960)
 Jack Hutchinson, Blue-Gray (1948)
 Craig Jones, Hula Bowl (1980)
 Jim McFalls, Senior Bowl (1959)
 Joe Muha, Blue-Gray (1942)
 Bosh Pritchard, Blue-Gray (1941)
 Mark Stock, East-West Shrine (1989) & Senior Bowl (1989)
 Paul Shu, Blue-Gray (1939)
 Joe Stump, Blue-Gray (1948)
 Bobby Thomason, Blue-Gray (1948)
 Cameron Thompson, Blue-Gray (1948)
 Gene Williams, All-American Bowl (1974)
 John Willison, All-American Bowl (1977)

SoCon Player of the Year

1957 - Bobby Jordan
 1960 - Howard Dyer

SoCon Athlete of the Year

1953-54 - Johnny Mapp

SoCon Coach of the Year

1957, 1959, 1962 - John McKenna
 1974, 1981 - Bob Thalman
 2002 - Cal McCombs

SoCon Jacobs Blocking Trophy

1938 - Andy Trzeciak
 1940 - Billy Walker
 1960 - Lou Shuba
 1974 - Andy Dearman
 1979 - John Shuman
 1991 - Lorenzo Carpenter

Big South Scholar-Athlete of the Year

2008 - Jacob Rochester

Lettermen (1950-2013)

A-A-A-A

Howard Abegash, 2006-09
 Jerry Acuff, 1969-70
 John Adamez, 1986-88
 Joe Adeb, 1950
 Anthony Agostinelli, 1980-83
 Jeff Akers, 1997, 1999
 Damiso Alexander, 2007-10
 Byron Allen, 2008-11
 Floyd Allen, 1978-81
 Terrell Allen, 2005-06
 Will Alley, 1998-2000
 Mike Alston, 1976-79
 Kellam Ames, 1984
 Granville Amos, 1962-64
 Rudy Amos, 1961-62
 Bill Anderson, 1952
 Mel Anderson, 1958
 Marlon Anderson, 1992-95
 Ryan Anderson, 2005
 Andy Andrews, 1989-91
 Mike Andriunas, 2001
 Fred Anson, 1950
 Leslie Apedoe, 1999
 Robbie Appell, 2005-06
 Frank Arbruzzese, 1966
 Dewayne Arkadie, 1989-93
 Butch Armstead, 1959-61
 Jason Armstead, 1998-2001
 Greg Arnett, 1974-77
 Joe Arnold, 1973-76
 Keashawn Artis, 2005-07
 Darnell Ashton, 2013
 Bill Ator, 1988-89
 A.J. Augustine, 2012-13
 Mark Austin, 1995
 Jeff Ax, 1985

B-B-B-B

Steve Bader, 1981
 Brett Badgett, 1994
 Lee Badgett, 1958-60
 Bill Bailey, 1974
 Jim Bailey, 1969-71
 Rob Bailey, 2008-11
 Barry Baker, 1973
 Jack Baker, 1994
 Curt Baldwin, 1986
 Todd Baldwin, 2002-05
 Bob Ball, 1970-72
 Barry Ballard, 1981
 Steve Ballowe, 1969
 John Bangley, 1979
 Fred Barber, 1993
 Keith Barber, 1976-77
 Keith Barfield, 1973
 Furnace Barnes, 2005
 Lee Barnes, 1966-68
 Jeff Barnes, 1987-89
 Marcus Barnes, 2002-05
 Jason Barnett, 1992-93
 Bryan Baranson, 2007-10
 Chris Barnwell, 1988
 William Barringer, 1989
 Leon Barrow, 2006-07
 Brent Barth, 1999-2002
 Don Basham, 1956
 Stan Bass, 1981-82
 Richard Bates, 1977-78
 Terry Batts, 1992
 Tom Baur, 1972
 Truman Baxter, 1957-58
 Biff Beale, 1988, 1990
 Chuck Beale, 1961-63
 Jabarr Bean, 1994-97
 Jack Beason, 1995-96
 Greg Beck, 1976-77
 Austin Beckham, 1978-81
 Foster Beeker, 1996
 Bob Beerbower, 1971
 Vern Beitzel, 1970-71
 John Bell, 1999-2002
 Willie Bell, 2005-06
 Mike Bellamy, 1977-79
 Walt Bellamy, 1977-79
 Joe Benda, 1977-78
 Charles Bennett, 1996-98
 Jeff Berkley, 1994
 Kirby Bernick, 1950
 Bob Biddle, 1966-68
 Cliff Biram, 1972-73
 Rick Biram, 1973
 Charlie Bishop, 1966-67
 Brandon Bissell, 1995-97
 Bill Black, 1961-63
 Mark Black, 1985
 Eddie Blair, 1969-71
 Ozzie Blecher, 1981
 Aaron Blue, 2008-11
 Andy Boardman, 1976
 James Boardright, 2007-11
 Brendon Bock, 2012
 Larry Boese, 1964-65
 Bill Boland, 1970-71
 Clinton Bond, 1998
 Ron Bongiovanni, 1972-74
 Tommy Bonnett, 1950-52
 Bob Bookmiller, 1976-78
 Ross Booth, 1998-99, 2001, 2004
 Mark Bornhorst, 1982-84
 Jerry Borst, 1955-58
 Julian Bowers, 2008-10

Mac Bowman, 1970-72
 William Bowman, 1984
 A.S. Boxley, 1951, 1953
 John Boyd, 1961-62
 Tom Boyer, 1996-99
 Danny Bradach, 1973-76
 Mike Bradley, 1999-2002
 Art Brandriff, 1957-58
 Ben Brandt, 2007-10
 Adam Brankamp, 2000-01, 2004
 Fritz Braunlich, 1986
 Keith Braxton, 1993-996
 David Brazier, 1989
 James Breckinridge, 1964-66
 Steve Breeding, 1969-71
 Shawn Breen, 1999
 Bill Brehaney, 1951-52
 Dexter Bridge, 2011-12
 Trent Bridges, 1983-86
 Jason Brinkmoeller, 2002
 Mark Bristol, 1985-87
 Jay Brock, 1982
 Cabell Brockman, 1997-98
 Hal Brodie, 1971-72
 George Brooks, 1970-72
 Ray Brooks, 1973-75
 Travis Brooks, 1998
 Jamie Browder, 1965
 Dave Brown, 1986-88
 Frank Brown, 1980
 Jeff Brown, 1984
 Jim Brown, 1975
 J.R. Brown, 1997
 Marcus Brown, 2004-07
 Rick Brown, 1989
 Robert Brown, 2004-07
 Sam Brown, 2000-03
 Steve Brown, 1999-2000
 Tony Browne, 1998-2001
 Henry Bruno, 1971
 William Bruant, 1966
 John Buchanan, 1994
 John Budde, 1978-80
 Glen Buck, 1989
 David Budlong, 1995-98
 Chris Bunn, 1986-87
 Zohn Burden, 2002-05
 Jim Burg, 1965-67
 Robert Burns, 1984-86
 Doug Burton, 2012-13
 Keith Burwell, 1992-93
 Scott Burris, 1996-98
 Joe Bush, 1962-64
 Ashley Butler, 1969
 Charlie Byrd, 1951-54
 Jimmy Byron, 1952

C-C-C-C

Alonzo Cabell, 1990-92
 Mark Cager, 1986-89
 Don Caldwell, 1979
 Emilio Calvin, 2008-11
 Randy Campbell, 1959-61
 Tom Campbell, 1967-69
 John Candier, 1959-61
 Martin Caples, 1958-60
 Thomas Carboni, 1981-83
 Skip Carleton, 1999-2002
 Greg Carleton, 2001-02
 Paul Carlton, 1950-52
 Lorenzo Carpenter, 1989-92
 Vard Carr, 1968
 Al Carter, 1988, 90
 Brett Carter, 1988
 Linwood Carter, 1965
 Scott Carter, 1981, 83
 Troy Carter, 1952-53
 Hunt Cary, 1991-92
 John Casarotti, 1990-91
 David Casteel, 2000-02
 Ryan Cates, 1998-2001
 Christopher Caudill, 1982
 John Caulfield, 1970
 Gene Cauthen, 1998-2001
 Chip Chase, 2005
 Walt Chalkley, 1970
 Bruce Chambers, 1970-72
 John Chapla, 1965-66
 Shawn Chapman, 2010-12
 Justin Chetney, 2006
 Robbie Chenaault, 1997-99
 John Chicoli, 1986
 John Chisholm, 2000
 Cale Christensen, 1994-97
 Dillon Christopher, 2013
 George Chumbley, 1950-52
 Eric Church, 2008-10
 Chris Clark, 1984-87
 Jeff Clark, 1992
 Jordan Clark, 1994, 1996-98
 Melvin Clark, 1973
 Robby Clark, 1975-78
 Robert Clark, 1990-93
 Stillman Clark, 1999-2000
 Troy Clark, 1985-87
 James Clarke, 1966
 Phil Clayton, 1970
 Adrian Cmekrek, 2002-04
 Barry Coeane, 1981-83
 Bronson Cocke, 2013
 Jerry Codutti, 1972-75
 Clifton Coger, 1984-86

Bernie Colacicco, 1983, 1985
 Charlie Cole, 1961-63
 Mike Cole, 1971-73
 Tommy Cole, 1976
 Jimmy Coley, 1950
 Matt Coley, 1994-97
 Jud Collier, 1969
 Nick Collins, 1976-78
 Ray Collins, 1952, 1954
 Robert Collins, 2010-12
 Zach Collins, 2006-09
 Lucas Combs, 2007
 Alvin Comer, 1983-85
 Mike Conaway, 1973, 1976
 Steve Conlan, 1970
 Ian Connor, 1989
 Tony Conques, 1971
 Mark Conway, 1969-70
 James Cook, 1982
 Kelly Cook, 1994-97
 Michael Cook, 1983
 Bobby Cooper, 1954
 Emmanuel Cooper, 2011-13
 Chris Copeland, 2013
 Bob Copt, 1967-68
 Tim Cordle, 1978
 William Corn, 1980-82
 Alex Correll, 2002-04
 Joe Corsaro, 1977-78
 Torre Costin, 1994
 Ben Cottrell, 1980
 Charles Coulson, 1951
 Scott Council, 1988-91
 Craig Cox, 1976-79
 Tim Cox, 1977-79
 Monty Craft, 1989
 Bruce Crawford, 1972-72
 Travis Crittenden, 2002
 John Cross, 1991-93
 Jason Crowder, 1994-97
 Edwin Cruz, 2008
 Donnie Cumberland, 1973
 Don Cupit, 1969-70
 Tom Curran, 1995-97
 Andre Curtis, 1995-98
 Jack Curtis, 2007, 09
 Bill Currence, 1964
 Gene Curey, 1952

D-D-D-D

Kevin Daigh, 1969-71
 Bobby Dale, 1956-58
 Bryan Dalton, 1998
 Jim Daly, 1983-85
 Tom Daniel, 1958-59
 Sam Daniels, 1993-94
 David Darden, 1988
 Louis Darden, 1978-80
 Eric Davidson, 1989-90
 Bill Davis, 1961-63
 Chip Davis, 1974, 1976
 Conrad Davis, 1961-63
 Craig Davis, 1989
 James Davis, 1989-90
 Joey Davis, 1991
 Robert Davis, 1984-85
 Benny Day, 1956-57
 Chip DeCarli, 1975-76
 Bruce DeGroot, 1972
 Frank DeLaune, 1973-75
 Andy Dearman, 1972-74
 Daryl Deke, 1981
 Cal Depew, 1968
 D.J. Derenzo, 1986
 Bill Dermott, 1965
 James Devens, 2011
 John Devlin, 1991-94
 Robert de Wolff, 2013
 John Dick, 1973
 Erich Diehl, 1985-87
 Chuck Dinninger, 1950-52
 Tivris Dixon, 1995-97
 John Dodge, 1981
 Pat Donahue, 1984
 Tom Dooley, 1955
 Chris Doss, 1991-93
 Justin Douglas, 1996-98
 Tony Douglas, 1988-1990
 Matt Dowler, 2002-05
 Lou Drake, 1953
 Robert Draper, 1985
 Peter Dreisbach, 2003
 Steve Dugan, 1992-93
 Mike Dugan, 1971-72
 Tom Dumouchelle, 1988
 Brian Duncan, 2003-05
 Ed Duncan, 1960
 J.R. Dunkley, 1960-61
 Leslie Dunnville, 1979-81
 Andrew Dunnington, 1992-94
 Wyatt Durette, 1959-60
 John Dury, 1969-71
 Walt Duryea, 1963
 Howard Dyer, 1958-60

E-E-E-E

Tommy Earle, 1977-79
 Frank Easterly, 1966-68
 David Eberhardt, 2012-13
 Kris Edelman, 1991-92
 Mike Eden, 1978-81
 Heath Edmiston, 1994-97

Mike Edwards, 1993-95
 Jerry Eggleston, 1950
 Claud Eley, 1950-51
 Greg Ellen, 1994-97
 Hill Ellett, 1964-66
 David Ellington, 1969-70
 Frank Ellis, 2007-08
 Billy Elmore, 1955-56
 John Engels, 1956-58
 Denton Ensminger, 2011-12
 Eric Ensley, 1993
 Greg Enterline, 1982-84
 Bobby Epps, 2008
 Dick Evans, 1957-59
 Nick Evanushich, 1955-57
 Chi Chi Ezekwe, 2006-07

F-F-F-F

Jon Fabyonic, 1992-94
 John Falzone, 1965-66
 Lou Farmer, 1955-56
 Tony Farry, 1972-74
 Josh Favaro, 2007-10
 Martin Fedenko, 1977-79
 Greg Felty, 1997-2000
 Neal Felty, 1983-84
 Dick Fencil, 1953-54
 Demond Ferebee, 1993-94, 96
 Tom Ferguson, 1974-77
 Thomas Felvey, 1950, 1952
 Doug Finlayson, 1970
 Al Florini, 1963
 Martin Fisher, 1957
 Rusty Fitzgerald, 1963-65
 Jason Fletcher, 1996
 V.F. Flood, 1970
 Raymond Flowers, 1989-92
 Mike Foesch, 1990-91
 Mike Foley, 1951-54
 Wade Foltz, 1979-81
 Lee Foresman, 1976
 Dane Forlines, 2013
 Jimmy Foster, 1955
 Wes Foster, 1955
 Andy Fox, 1996-97
 John Fox, 2003-05
 Yicheal Foxx, 2002-03, 2005
 Paul Fram, 1968-70
 Joe France, 1987
 John Frankenberg, 1950-51
 Bob Franks, 1971-73
 Mike Freeman, 1975-77
 Todd Freiwald, 1985-87
 Tim Friece, 1998, 2000
 Dan Fritz, 1979-80
 Brian Froehlich, 1990, 1992-93
 Teray Frost, 1997-2000
 James Fruehan, 2011-13
 Bill Fuller, 1986
 Keith Fuller, 1991
 Caleb Furlow, 2011-13
 Glen Furr, 1972-74

G-G-G-G

Pedro Garcia, 1998-99, 2001-02
 Johnny Garnett, 1974-77
 Jay Garrett, 1998-2000
 Ty Garvin, 2011-13
 Robert Gay, 1992-93
 Tony Gentile, 1966-68
 Ralph George, 1973-76
 Andrew Gibson, 1975-77
 Joey Gibson, 1999-2002
 Johnny Gilbert, 1952
 Rick Gilbert, 1978-79
 Don Giles, 1962-63
 Jim Sam Gillespie, 1957-58
 Jim Sam Gillespie III, 1992
 Jeff Gillette, 1994
 Chris Gilliland, 2004-06
 Ed Glackin, 1973-76
 Chal Glenn, 1979
 Brian Gliba, 1993-95
 Kim Glidewell, 1973-76
 Dutch Goddard, 1974-77
 Geoff Goff, 1991-94
 Terrell Golden, 2004-05
 Jose Gomez, 1977-78
 Tim Gompers, 1974-75, 1977
 Steve Good, 1969
 E.O. Goode, 2012
 Weir Goodwin, 1950-51
 Rick Goodwin, 2006-07
 Teddy Gottwald, 1979-82
 Andrew Gore, 2006-07
 Patrick Goulden, 2011-13
 Erwin Grabisna, 1984
 Bill Graf, 1950
 Keith Graham, 1999-2002
 Bo Grant, 1974-76
 Mark Graybill, 1960-61
 Anthony Green, 1976, 1978
 Tius Green, 2001, 2003, 2005
 J.C. Gregory, 1986
 John Griffin, 1965, 1967-68
 Marcus Griffin, 1995
 Rick Griffith, 1969-70
 Bill Grigg, 1978, 1980-81
 Dan Griles, 1992-94
 A.J. Gross, 2008-11
 Jay Grumbling, 1950-51
 Marvin Gundy, 1993

Bill Guy, 1952-53

H-H-H-H

Bob Habasevich, 1966-68
 Bill Haberlein, 1958-60
 Tracy Hairston, 2008-11
 Rusty Hale, 1989-91
 Eric Hall, 2003-06
 John Hall, 1970-72
 Mike Hall, 1979-81
 Tom Halliday, 1967, 1969
 Tony Hamilton, 1976-78
 Phil Hamric, 1959
 George Handler, 2006-09
 Bradley Hann, 2013
 Chris Harper, 2010-13
 Steve Harrington, 1966-68
 Grant Harris, 2003-05
 Greg Harris, 1993-96
 Mike Harris, 1995-98
 Noel Harris, 1978
 Ryan Harris, 2004
 Eric Harrison, 1987-88, 1990
 James Harrison, 1983
 Eric Hart, 1962-64
 Leon Hardless, 1960
 Thomas Haskins, 1993-96
 Mike Hatfield, 1980
 Bruce Hauck, 1983
 Taylor Hay, 1950
 Travis Hawkins, 2013
 Wade Hawkins, 1987-90
 Mike Hayes, 1997
 Tim Hayes, 1988-89
 Daryl Haymon, 1999-2000
 Walker Hays, 2013
 Willard Hays, 1950
 Tom Hedge, 1950
 Stewart Heishman, 1984-85
 Mark Hennigan, 1989
 Gabe Hensley, 1999-2000
 Wayne Hepler, 1969-70
 Paul Hebert, 1965-67
 John Herrin, 1998
 Jack Herzog, 2003-06
 Jake Hickman, 1994-97
 Justin Hickman, 2008-09
 Jack Hill, 1950
 Ron Hill, 1993, 1995-97
 John Hince, 1966-67
 Doug Hines, 1973-75
 Blake Hippenstiel, 1981-83
 Steven Hite, 2008-09
 John Hobbs, 1973-76
 Bob Hockley, 1967-69
 Bill Hoehl, 1960-61
 Chris Hoffman, 1990
 Kelly Holbert, 1990-92
 Christian Holland, 1951
 Richard Holland, 1997, 99-00
 Colby Hollingsworth, 2003-06
 Ray Holloway, 2004
 Rod Hollowell, 1960
 Avi Hopkins, 1995-97
 Sam Horner, 1957-59
 Butch Hostetter, 1977-80
 Charles Houk, 1995-97
 Tommy Howell, 1970
 Craig Howard, 1999-2001
 Jeff Hubbard, 1992-94
 Jim Hubbard, 1987-89
 Paul Hudson, 1950-51
 Justin Huggard, 2002-05
 Kyle Hughes, 2006-09
 Kamau Hull, 2001, 2003-05
 Michael Hulyo, 1981-84
 James Hummer, 2009
 Jay Hunt, 1997-98
 Scott Hunter, 1985
 Larry Hupertz, 1977-79
 Joe Hurley, 1986-88
 Eric Hutchings, 1973-76
 Mike Hutchings, 2006
 Myles Hutchinson, 1951
 William Hyman, 2013

I-I-I-I

Wilson Ileso, 2006
 George Inge, 1988-90
 Tom Inge, 1959
 Jim Ingram, 1970-71
 Mike Inteso, 1987
 Richard Irby, 1964, 1966
 Clark Irvine, 2011-12
 Garland Isaacs, 1972, 1974
 Steve Isola, 1991
 Gabe Itoka, 2007-10
 Gordon Ivascu, 1980

J-J-J-J

Carl Jackson, 1978
 Darius Jackson, 1994, 1996-98
 Nathaniel Jackson, 2004-07
 P.J. Jackson, 1998-2000
 Alex James, 2012-13
 Oliver James, 1979-80
 Raleigh James, 1972
 Paul Janshego, 1954-55
 Greg Jarvis, 1987
 Tony Jaworski, 1970-71
 Rajah Jenkins, 2008
 Butch Jennings, 1990-91

Mike Jesensky, 1979
 Thomas Jewett, 1980-82
 Andre Johnson, 1992-94
 Arturo Johnson, 1987
 Chris Johnson, 1986
 Christian Johnson, 2003-04
 Derrick Johnson, 1983-86
 Deshaun Johnson, 1994-96
 John Paul Johnson, 1955
 Kyle Johnson, 2006-08
 Marlon Johnson, 1995
 Michael Johnson, 2009-11
 Pete Johnson, 1956-58
 Spike Johnson, 1992-93
 William Johnson, 1973
 Curtis Johnston, 1980-81
 Donnie Johnston, 2002-04
 Duke Johnston, 1956-57
 Bob Jones, 1970
 Cameron Jones, 2008-10
 Charlie Jones, 2009-11
 Chaz Jones, 2008, 10-11
 Cory Jones, 1990
 Craig Jones, 1976-79
 Damian Jones, 2013
 Glenn Jones, 1974-77
 Hugh Jones, 1964-65
 Robby Jones, 1977-79
 Royce Jones, 1952-54
 Stephone Jones, 1983-85
 Stinson Jones, 1958-61
 Toby Jones, 1981-83
 Bobby Jordan, 1954-57
 Brian Jordan, 1990-92

K-K-K-K

Vic Kane, 1991-92
 Carl Kasko, 1956-58
 Rick Kastleberg, 1973
 Verne Keefe, 1956-58
 Frank Keeney, 2007
 Chris Keever, 1989-91
 John Keilly, 2007
 Jehan Keitt, 2003
 Christian Kelly, 2006-07
 Mike Kemp, 1987-89
 Yerry Kemeally, 1970
 Don Kern, 1959-60
 Alex Keys, 2013
 Rick Killmeyer, 1992-94
 Scott Kimball, 1983
 Mike Kimberly, 1989
 Randy Kinsey, 1970
 Robert Kinslow, 1951
 Michael Kirk, 2000-03
 Ted Kirk, 1969-71
 Bill Kirkland, 1957-78
 Bruce Kitchen, 1979
 Karl Kinar, 1951-53
 Wes Kite, 2000, 2002
 Matthew Kluk, 1999-2002
 Don Komara, 1980-81
 Eric Kondrock, 2010-13
 Ken Kovac, 1986
 Travis Kraft, 1994
 Andy Kratt, 1996
 Jerry Kress, 1954
 Steve Krickovic, 1985-86
 Kerr Kump, 1967-68
 Tom Kurkoski, 1957-59

L-L-L-L

Bob LaPosta, 1965
 Frank Ladson, 1982-83
 Darian Lafferty, 1999-2001
 Jim Lambert, 1965
 Mark Lambert, 1975-77
 Pete Lampman, 1986-88
 Butch Land, 1962
 John Landry, 1970-72
 Jack Lanford, 1950-52
 Jay Lasek, 1980-82
 Boo Lassiter, 1989-90
 John Lauerman, 1950
 Charlie Lavery, 1952-55
 Brad Lawrence, 1988
 Steve Lawrence, 1975
 David Lawson, 1993
 Mark Layne, 1978-80
 Carl LeBourdais, 1954-56
 Bill Leck, 1950
 Mike Ledford, 1992-93
 Jerry Ledlow, 1985
 Bob Lee, 1964
 John Lee, 1984
 Tommy Leemon, 1969
 Ken Legum, 1959-61
 Rob Leighty, 1950-51
 Brian Lengvasky, 1997-99
 Al Lester, 1994-97
 Bruce Leve, 1962
 Aaron Lewis, 2009-12
 Andrew Lewis, 2013
 Austin Lewis, 2009
 Cornell Lewis, 1995-97
 Charlie Liesfield, 2003-06
 Bradley Lipscomb, 2013
 Scott Lipscomb, 1980-83
 Tommy Lloyd, 2004-07
 Bob Lockridge, 1968-70
 Dickie Lockridge, 1979

Jimmy Lofton, 1972-75
John Long, 1981-84
Chip Louthan, 1974
Howie Lowden, 1994-96
Jack Lowden, 1950
Neil Lowenstein, 1982-84
Will Lucas, 2010-13
Travis Ludden, 2005-08
John Lude, 1967-69
Allan Lunsford, 1989-90
Frank Lumpkin, 1978
Rich Lykins, 1970
Dan Lyle, 1989-92
Josh Lyles, 2001-04
Terrell Lynch, 2009, 11
Dick Lyons, 1952, 1954-55

M-M-M-M-M

Travis Mabrey, 1987-89
James MacDonald, 1950-51
Gary Mackey, 1966-68
Mike Maguigan, 1966, 1968
Michael Mahoney, 1966
Abey Malave-Lopez, 2000-02, 04
Brian Malast, 2000, 2002-03
Mike Maleski, 2002-05
Jimmy Mallis, 1986
Thomas Manning, 1984
Cameron Manuel, 1979
Johnny Mapp, 1951-53
Jeff Marcey, 2006-07
Andrew Marcotte, 2011-13
Ted Mariani, 1951-52
Alvin Markhand, 1950-51
Chuck Marks, 1967-68
Miguel Marshall, 2010-11
Dan Martin, 1980-82
Dave Martin, 1955
Curtis Mason, 1989-92
Robert Mason, 2002-05
Art Massaro, 1982-84
Kevin Massenbun, 1982
Bland Massie, 1976
Gabe Mastrobuono, 1977-80
Kip Mattis, 1987
Rick Mattoso, 1995
Lawrence Mauck, 1976
Matt Maxey, 1999-2002
Jonathan Mayo, 1992-94
Mike Mayo, 1984-87
Tim Maypray, 2006-09
Connor Mays, 2011-13
Pete Mazik, 1962-63
Anthony Mazza, 1951
Jim McCallum, 1952
Chuck McCarthy, 1984
Pat McCarthy, 1977-79
Tom McCarthy, 1982-85
Travis McDaniel, 1991-93
Pat McDowell, 1997, 2000
Jim McFall, 1955-58
Dick McFarlin, 1950
Bill McGarrah, 1984, 86-87
Matt McGonegle, 2004
William McGowan, 1966
Dan McGrew, 1986-88
Anthony McIntosh, 1985-88
Mark McIntyre, 1972-73
Steve McKenna, 1976-77, 1979
Patrick McKinney, 2006-09
Harry McKnight, 1972-74
Jeff McLean, 1976-78
Mark McLean, 1977-78
Chuck McLennan, 1955-56
LaShae McMillan, 2004
Bryant McMillan, 1991-92
Terrence McMillan, 1988
Richard McMinn, 1990
Gary McNeal, 1955-56
Bobby McQueen, 1973-76
Graham McPherson, 1995-98
Chris Meacham, 1990-93
Ricky Mears, 1987-88
Turner Mebane, 1989-90
Dennis Merklinger, 1960-61
Ted Mervosh, 1964-66
Matt Metheney, 1988-90
Tom Mihalik, 1973-76
Ned Mikula, 1968, 1970
Dave Miles, 1973-75
Bill Miller, 1952-55
Brad Miller, 2003-04
Scott Miller, 1969-70
Malacki Mills, 1981-82
John Milstead, 1990-92
Nick Mims, 2006-08
Marcus Mines, 1989-92
Ryan Mingus, 2005, 2007
Claiborne Minor, 1964-66
Gil Minor, 1960-62
Rick Minor, 1969
Terry Minor, 1993-96
Kirk Minton, 1973
Aaron Mitchell, 1998, 2000
Bobby Mitchell, 1959-61
John Mitchell, 1982-83
Kevin Mitchell, 1982-83
Sidney Mitchner, 1992-94
Rob Mittelstadt, 1999
Sean Mizzer, 2002-04, 06

Bob Modarelli, 1960-62
Matt Modarelli, 1993
Jose Mojica, 1996-97
Justin Molloy, 1995-96
Dan Monahan, 1984-85
Kirk Monteleone, 2003-05
Joe Moody, 1954-56
Lee Moon, 1967, 1969
Alan Moore, 1966
Doug Moore, 2012-13
Pat Moore, 1971
Ronnie Moore, 1972-75
Sean Moore, 2002-05
Joe Morabit, 1959
Adam Morgan, 2010-12
Allen Morgan, 1972-74
Jeff Morgan, 1976-79
Johnny Morgan, 1953-54
Mike Morgan, 1990-92
Pat Morrison, 1959-61
Chris Morris, 1999-2000
John Morton, 1973
Howard Moss, 1957-59
Kenny Moseley, 1999, 2001
Sam Moultrie, 1972
Bill Mowll, 1962
Deffy Mubangu, 1997-99, 2001
Doug Muirhead, 1970-71
Mike Muller, 1978
Kerry Mullin, 1976
Mark Mulrooney, 1962-63
Camillus Musselman, 1990-93
Calvin Murray, 1980-82
Cameron Murray, 2009-11
Daniel Murphy, 1984
Hershel Murray, 1959
Larry Murray, 1988
Nate Murray, 2012-13
Tom Myers, 1962-63

N-N-N-N-N

Tom Napier, 1970-72
Steel Nardoizzi, 2003-05
Joe Naselli, 1966-68
Derek Neal, 2000
Bill Nebraska, 1955-58
Mike Necessary, 1983-85
Chad Neely, 1994-95
Ed Negro, 1977-78
Joe Nelson, 2013
Roger Nerone, 1965
Dan Newcomer, 1973-74
Jay Newcomer, 1972-74
Doug Nichols, 1970-71
Matthew Nicholson, 2013
Richard Nickel, 1963
Kyle Nikmar, 2007-09
John Noon, 1970
Ronnie Norman, 1972-74
Mike North, 1969-70
Todd Northrop, 1987-89
Butch Nunnally, 1961-63

O-O-O-O-O

Robert Oaks, 2003-04
Jimmy O'Dell, 1958-59
John O'Donnell, 1967
Tim O'Neill, 1952
George O'Neill, 1956, 1958
Steve Oddi, 1974-77
Dale Ogg, 1976-78
Frank Oliver, 1965-66
Mike Ondos, 1958-59
John Orrison, 1966
Bob Osler, 1978-79
Greg Otey, 1984-86
Bob Owen, 1950
Tyler Owens, 2012-13
Hunt Ozmer, 1975

P-P-P-P-P

Sam Palmer, 2008
Steve Palmer, 1983-84
Steve Pancham, 1983-85
Brian Pannell, 1986, 1988-89
Mark Pappas, 1981-82
Jon Pardew, 1990-91
Darius Parker, 1996-99
Rick Parker, 1964
Tom Parker, 1972-73
Lance Parnell, 1990-91
Kenneth Parns, 1966
John Parrott, 1984-87
Ed Patnesky, 1962
Maury Pauling, 2002-03
Ken Patrick, 1959-60
Mike Patterson, 1963-64
Samuel Patterson, 2012-13
Jeff Paul, 1989
William Paulette, 1968
Maury Pauling, 2001-04
Joe Paustenbaugh, 1978
Gerard Payne, 2006-07
Jonathan Payne-Wimbish, 2011
Ed Pearson, 1996, 2000
Binnie Peay, 1961
Clark Peele, 1971
Mike Perfetti, 1989-92

Chris Perry, 2004-05
Gary Persinger, 1979-81
Adam Peters, 2003-06
Dave Petka, 1986-89
Neal Petree, 1950-51
William Pfeiffer, 1978
Ambrose Phillips, 1983-85
Richard Phillips, 1962-64
Dan Phlegar, 1963-65
Phillip Pickens, 2009, 12
Damon Pinero, 1994
Charles Plageman, 1986-89
DeAngello Plather, 2000-02
Eric Plogger, 1991-92
Wesley Poff, 1990
David Poldiak, 2000-01, 03-04
Bob Polk, 1960
John Portasik, 1950-51
Fred Potts, 1952-53
Rives Potts, 1970
Bill Powell, 1958-60
Joseph Powell, 1951
Bill Powers, 1986-87
Ethan Preston, 2012
Eugene Pribila, 1990-93
Gary Price, 2002-04
J.V. Price, 1961
Brett Prillaman, 1998-2001
Matt Prokop, 1999-2000
Mark Pruden, 1982
Wayne Purcell, 1987-90
John Puvogel, 2000-01, 03-04
Allan Pye, 1973-75
Dave Pyle, 1976-77

Q-Q-Q-Q-Q

Bo Quattrone, 1987-89
Russ Quay, 1967
John Quinn, 1959
Brian Quisenberry, 1978-80
Henry Quisenberry, 1950-51

R-R-R-R-R

Kelly Raber, 1981-82
Bob Rader, 1955-57
Eric Radford, 1973-76
Jim Radle, 1982-84
Tom Radle, 1980-81
Michael Rainey-Wiles, 2007-10
Paul Raiz, 1987
Bill Ralph, 1951-53
Glen Ralston, 1983-85
George Ramer, 1951-53
Peter Ramsey, 1969-71
Robert Randolph, 1965-66
Richard Rankin, 1965-66
Jacob Ratchford, 2001
Sam Ratcliffe, 1973
Alex Ray, 2008-10
Marc Ray, 2009-10
Steve Ray, 1970
Kevin Reardon, 1991-93
Weston Reber, 2009, 11-13
Dave Redman, 1984-85
Adam Reel, 2004-06
Andy Reel, 2001-02
Bill Reed, 1962, 1964
Ken Reeder, 1960-62
Tyler Reedy, 2008-09
Greg Reese, 1998
Ron Reimman, 1984
Don Reisch, 1970-71
Tom Replogle, 1974-77
Erik Reynolds, 1992-93
Jeff Reynolds, 1974-76
Jim Reynolds, 1975-77
Carl Rhodes, 1964-65
Tom Rhodes, 1964-65, 1967
Jaron Rice, 2011
Jim Rice, 1980-82
Oscar Richardson, 1972-74
John Riding, 1970
Phil Riggelman, 1985-87
George Ripley, 1950-51
Worth Roberts, 1970
Alijah Robinson, 2013
Bill Stainback, 1967-68
Doug Robinson, 1988-89, 91-92
George Robinson, 1950-51
Joey Robinson, 2006-07
Joseph Robinson, 1977
Richard Robinson, 1996
Jacob Rochester, 2005-08
Bryan Rodriguez, 1999-2001
Steve Roenker, 1987-89
James Rogers, 2011-13
Mike Rogers, 1994-97
Chuck Rogerson, 1983-84
Louis Rolan, 1979-80
Iyan Roseborough, 2013
Victor Ross, 2004
Bobby Ross, 1956-58
Dwayne Ross, 1988-91
Stefawn Ross, 2009-12
Dan Rothermel, 1974
Brian Royster, 2005
Louis Rucker, 1982-83, 85
Melvin Rucker, 1979-82

Nick Ruffin, 1956-58
Chris Rule, 1988-90
Mark Rumph, 1988-90
Ray Rushton, 1980-82
Brian Rychlik, 1992-93

S-S-S-S-S

Milt Salter, 1970-72
Aaron Sanders, 2013
Charles Sanders, 1992-93
Walt Sanders, 1980-81
Musa Sarki, 2000-03
P.V. Sarver, 1983-84
Robert Savage, 1978-80
Brandon Savochka, 1992-93
Bob Scaglione, 1983-85
Tony Scales, 1989-92
Cliff Schademan, 2004
Ray Schaper, 1974-77
Larry Schaudies, 1971-73
Chip Schelhorn, 1974-75
Ryan Schelske, 2002
Bob Schmalzreid, 1965-67
Charlie Schmaus, 1966
Alvin Schmidt, 1989-90
Dave Schrader, 1969-70
Andrew Schultz, 1992
Ben Schultz, 1995, 1997
Tom Schultze, 1972-73
Ken Scott, 1958-59
Mario Scott, 2007-10
Derek Screen, 2000-03
Harry Seigfried, 1976-77
Nick Servidio, 1952-54
Jeff Sexton, 2009-12
Patrick Sexton, 2010, 12-13
Matt Sharpe, 2001-03
Wendell Shay, 1952-53
Emmy Sheddock, 1965
Harry Shepherd, 1956-57
Jon Sherrord, 1993
Gary Shick, 1972
Cody Shirley, 2012
Fred Shirley, 1959-61
Gary Shope, 1970
Steve Short, 1980-82
Carl Showalter, 1980-81
Lou Shuba, 1959-60
Jim Shumaker, 1961, 1963
John Shuman, 1976-79
Joe Siler, 1952-53
R. C. Simmons, 2001-02, 2004
Mike Sisler, 1967-69
Rucker Slater, 1986
Tom Slater, 1963-65
Barry Smith, 1980-82
Clarence Smith, 2002-03
D'Angelo Smith, 2009-11
Derek Smith, 2006
Fred Smith, 1966-68
Jack Smith, 1994-95
Julian Smith, 1967
Justin Smith, 2010-13
Larry Smith, 1966-68
Mike Smith, 2010-13
Reginald Smith, 1981-83
Terry Smith, 1969
Tripp Smith, 2001-04
Charlie Sneed, 1962-64
Josh Sneed, 2008-11
T.J. Snelling, 2000-03
Rob Snodgrass, 1993
Buzz Snyder, 1955
Joe Sokolowski, 1988-90
Kevin Solomon, 1999-2001
Allan Soltis, 1976-78
Brian Southard, 1989-92
Logan Sorenson, 2009
Tom Sowers, 1968
Tony Spevak, 1995-96
Murphy Sprinkel, 1968-70
George St. John, 1951
Matt Staton, 1995
Joseph Stafford, 1966
Paul Staiger, 1973-74
Logan Staib, 2011-13
Bill Stainback, 1967-68
Ned Stepanovich, 1975-77
Mark Stephenson, 1992-94
Greg Stevens, 2008
Marcus Stiltner, 1999-2001
Lee Stillwell, 1966-68
Mark Stock, 1985-86, 88
Taylor Stout, 2013
Dave Stradford, 2012
Ryan Stratus, 2006
Joe Straub, 1962-64
Chris Strock, 1995
Scott Strong, 1967
Joe Stump, 1950
Anthony Sturgill, 1999-2002
Roger Sturgill, 1983
Greg Sturz, 2001-03
Jason Stutts, 1995-96
Denny Sullivan, 1969-71
Ty Summers, 1999-2002
Darrell Summerville, 1994-95
Robert Susnar, 1986-87

T-T-T-T-T

Judd Tabor, 1994
Mike Talley, 1963, 1965
Ryan Talley, 1995
T.J. Talley, 2008-11
Paul Tate, 1981, 1983
Don Taylor, 1966-67
Jafri Taylor, 2009
Joe Taylor, 2006-08
Keith Taylor, 2005-08
Lionel Taylor, 1986-89
Dennis Telzrow, 1964-66
Hardy Temoney, 2008, 10-12
Justin Tench, 2009
Mike Teubner, 1969-71
Lloyd Thacker, 1957-58
Mike Thacker, 1965-67
Billy Thomas, 1994-97
Blake Thomas, 1970, 1972
Rick Thomas, 1969
Jim Thomaselli, 1970
Scott Thomasson, 1980-81
Alec Thompson, 2012-13
Eric Thompson, 2002
Mario Thompson, 2010-13
Maurice Thompson, 1982-84
Terry Thompson, 1982-84
Andre Thornton, 1994-97
Jim Thornton, 1952-54
Wayne Thornton, 1972
Juan Thrasher, 2008-11
Dap Tillery, 1987-90
William Tilling, 1982-84
Cris Timmons, 1978-80
Andy Titone, 1986
Maximilian Toch, 1966
Lamont Toliver, 1984
Mark Tomlin, 2009
Hugh Tompkins, 1966-68
Bruce Torbett, 1972-74
Bill Tornabene, 1961-63
Jim Toth, 1977
Richard Townsend, 1972
Tracy Toye, 1986-88
Colby Trammell, 1967, 1969
John Traynham, 1958-61
Tom Trobridge, 1979-80
Vince Trombetta, 1951
Jim True, 1958
Andy Tucker, 1961-63
Mike Tucker, 1972
Terry Tucker, 1992-94
Todd Tudor, 1980, 1982-83
Rick Tufaro, 1974-75
John Turley, 1956
David Turner, 2010, 12
Jabari Turner, 2011-13
John Turner, 1963-65
Leon Turner, 1978
Robert Turner, 1983
Mike Tutor, 1993-95
David Twillie, 1981-84
David Tyler, 1982-84
Sam Tyus, 1986

U-U-U-U-U

Steve Umberger, 1980-82
Phil Upton, 1972-75

V-V-V-V-V

Dick Valentine, 1970-71
Matt Van Wie, 2002
Neil Varnado, 1988
Bill Vaughn, 1950
Dale Vaughn, 1954-55
Scott Vaughn, 1983-84
Ron Vaughns, 1999, 2001-03
Buster Venable, 1969-70
Andy Viola, 2005-08
Daniel VonSchuch, 2006

W-W-W-W-W

Randy Wainman, 2004
Doug Walker, 1961-63
Eric Walker, 1990, 1992-93
Greg Walker, 2008-11
James Walker, 1984
Jim Wall, 1985-86
Damani Wallace, 1993-95
G.J. Walley, 1978-80
Chris Walsh, 1999-2002
Andrew Walton, 2004-05
Aubrey Walton, 1984, 1986
Jamaal Walton, 2003-06
Tommy Walton, 2003
Jeremy Ward, 2002-05
Kris Ware, 2006, 2008-10
Billy Dee Washington, 1998-2001
Jeff Washington, 1977-79
John Washington, 1986-89
John Washington, 2011-13
Kevin Washington, 1985-88
Keith Washington, 1983-86

Todd Washington, 1989-91
Trae Watkins, 2008-11
Mike Watson, 2006-07
Tom Watt, 1950
Bob Watts, 1966-67
Deon Watts, 2011-13
Barrett Way, 2004-06
Marvin Watts, 1971-73
Gregg Weaver, 1976-78
Ed Webb, 1999-2001
Rusty Webb, 2006
Zach Webb, 2008
Cliff Weddington, 1993
Dick Weede, 1958-60
Kyle Weidlich, 1980-81
Mark Weiss, 1970-72
Bill Welsh, 1961-63
Eddie Wernitz, 1994-95
Larry Wertz, 1964-66
Jim Westbrock, 1969-70
Lake Westfall, 1953-55
Larry Wetsel, 1960
Jamie Whalen, 1991-93
Donny White, 1962-64
Jason White, 1995-98
Jeff White, 1978-80
Ken White, 1998-99
Michael "Robbie" White, 2010-11
Terry White, 1972-75
Tim White, 1984-85
Trent White, 2010
Wayne Whiting, 2012
Butch Whitt, 1963-64
James Whitaker, 1988-90
Court Whitman, 1996-98
Quessan Wigfall, 1997-2000
Frank Wilder, 1990-91
David Wilkinson, 1965-66
Ron Wilkosz, 1974, 1976
Dick Willard, 1959-61
Calvin Williams, 1985-88
Gene Williams, 1971-73
Joe Williams, 1990-93
Larry Williams, 1976-78
Matt Williams, 2000
Miller Williams, 2011-13
Tim Williams, 1991-92, 1994-95
Ty Williams, 1999, 2001
Eddie Willis, 1963-65
John Willison, 1973-76
Bland Wilson, 1950
John Wilson, 1983
Jonathan Wilson, 2003-06
Scott Wilson, 1994-95
Lee Wimbish, 1980-83
Josh Wine, 2007-10
Cardell Winfield, 1995-98
Warren Winning, 1981-83
Carl Wittig, 1979
Chris Wits, 1989-90
Mike Wood, 1985, 1987-88
Eric Woodhouse, 1984-85
Chippy Woods, 1950-52
Tony Woods, 1989-91
Mike Woodward, 1974
Dave Woodwine, 1951-54
Richard Woolwine, 1980-81
Roy Woolwine, 1984
Sam Woolwine, 1978-80
Sam E. Woolwine, 1955-57
Michael Wooten, 1981-84
Jimmy Workman, 1964
DeWitt Worrell, 1960-61
Ed Woy, 1951-52
Bo Wren, 2007-10
Craig Wright, 1989
Eric Wright, 1989-90
James Wright, 1984-87

Y-Y-Y-Y-Y

Aaron Yarbough, 1997-2000
Jeff Yates, 1975
Rocky Yost, 1969-70
Dan Young, 1984-87
Bryant Youngblood, 2006-09

Z-Z-Z-Z-Z

Chris Zaleski, 1989
Warren Zeiders, 1951-52
Jeff Zeigler, 1989-92
Derrick Ziglar, 2012-13
Ricky Zgol, 1984-86
Daryoush Ziai, 1984
Tony Zoetis, 1977-79

Year-By-Year Results

1891 (3-0-1)

VMI	
6	Washington and Lee
0	Washington and Lee
18	St. John's (Md.)
28	at Pantops
52	Totals

1892 (4-0-1)

VMI	
18	St. John's
12	Wake Forest
34	Duke
34	Kentucky
30	Washington and Lee
128	Totals

1893 (3-1)

VMI	
28	Washington and Lee
10	North Carolina
34	Richmond
0	Virginia
72	Totals

1894 (6-0)

VMI	
44	St. Albans
4	Washington and Lee
48	Hampton Athletic Club
16	Washington & Lee
10	Virginia Tech (Staunton)
16	Roanoke College
138	Totals

1895 (5-1)

VMI	
18	at Washington and Lee
44	Richmond
26	Roanoke College
30	Washington and Lee
42	N.C. State (Atlanta)
4	Virginia Tech (Lynchburg)
164	Totals

1896 (3-4)

VMI	
12	Washington and Lee
0	at Washington and Lee
42	Alleghany Institute
0	St. Alban's
14	St. John's
0	Virginia Tech (Roanoke)
0	Virginia (Lynchburg)
68	Totals

1897 (3-2)

VMI	
14	Columbia
0	at Vanderbilt
20	at Roanoke College
42	Hampden-Sydney
0	St. Alban's (Lynchburg)
76	Totals

1898 (4-2)

VMI	
33	Columbia
16	Richmond
29	at Washington and Lee
22	St. Alban's
5	Georgetown (Richmond)
5	at Navy
110	Totals

1899 (1-0)

VMI	
39	Washington & Lee
39	Totals

1900 (4-1-2)

OPP.	VMI	
0	11	at Washington and Lee
0	0	Virginia
0	0	St. Alban's
12	11	Georgetown (Richmond)
12	41	Washington and Lee
18		Hampton Athletic Club
5		Virginia Tech (Roanoke)
12	86	Totals

1901 (4-3)

OPP.	VMI	
0	30	Hampden-Sydney
0	0	at Georgetown
18	79	Richmond
46		at Washington and Lee
0		Virginia (Lynchburg)
0		Virginia Tech (Norfolk)
0	44	Maryland
18	199	Totals

1902 (3-3-1)

OPP.	VMI	
33	0	St. Alban's
0	11	at Georgetown
0	33	Richmond
0	10	UNC (Lynchburg)
0	29	Hampden-Sydney
0	11	Washington and Lee
0	5	Virginia Tech (Norfolk)
6	99	Totals

1903 (2-1)

OPP.	VMI	
24	0	Old Point College
6	6	N.C. State
0	6	North Carolina (Roanoke)
36	6	Totals

1904 (3-5)

OPP.	VMI	
6	0	N.C. State
0	0	at Navy
26		Marine Officers
0	0	at Virginia
0	6	St. John's
6	27	Augusta Military Acad.
0	5	Virginia Tech (Roanoke)
22	70	Totals

1905 (2-5-1)

OPP.	VMI	
0	0	N.C. State
6	6	Davidson
0	0	UNC (Winston-Salem)
0	0	Virginia Tech (Richmond)
4	0	Randolph-Macon
12	11	St. John's
6	23	William & Mary
0	0	at Navy
4	40	Totals

1906 (4-4)

OPP.	VMI	
0	0	N.C. State
0	0	Davidson
15	0	St. John's
5	0	at Virginia
5	6	Roanoke College
11	33	Maryland
20	10	Rollers (AMA)
4	4	at Richmond
41	68	Totals

1907 (5-3)

OPP.	VMI	
0	17	at Virginia
0	6	Davidson (Roanoke)
0	0	Virginia Tech (Roanoke)
16	58	William & Mary
0	69	Baltimore Medical
0	37	Navy Yard Athletics
0	44	Roanoke College
52		Eastern College
16	282	Totals

1908 (3-2)

OPP.	VMI	
0	21	William & Mary
5	40	Hampden-Sydney
0	2	St. John's
29	57	Staunton Mil. Academy
21	0	Virginia Tech (Roanoke)
0	120	Totals

1909 (4-3)

OPP.	VMI	
28	0	Roanoke College
0	3	UNC (Lynchburg)
23	0	at Virginia
0	0	St. John's
17	22	Randolph-Macon
0	0	Davidson (Lynchburg)
0	6	William & Mary
50	59	Totals

1910 (3-3-1)

OPP.	VMI	
0	0	at North Carolina
0	0	Norfolk Blues
0	33	William & Mary
28	0	at Virginia
28	22	St. John's
8		Maryland
6		at Georgetown
69	28	Totals

1911 (7-1)

OPP.	VMI	
6	38	Rollers (AMA)
12	5	Davidson (Roanoke)
0	6	N.C. State
0	25	Randolph-Macon
17	6	at Virginia
38		Richmond
80		Catholic U
5		St. John's (Roanoke)
203	70	Totals

1912 (7-1)

OPP.	VMI	
27	34	Hampden-Sydney
0	30	Richmond Medical
6	26	Gallaudet
0	19	at Virginia
3	3	at Kentucky
3	3	St. John's
34		Roanoke College
21		at John's Hopkins
163	103	Totals

1913 (7-1-2)

OPP.	VMI	
9	33	Hampden-Sydney
5	33	William & Mary
5	14	Mississippi
0	67	St. John's
6	7	at Virginia
0		Morris Harvey
30		Baltimore College
14		N.C. State (Richmond)
17		Roanoke
6		Virginia Tech (Roanoke)
197	49	Totals

1914 (4-4)

OPP.	VMI	
18	29	Hampden-Sydney
10	10	Richmond
22	28	William & Mary
0	6	Gallaudet
0	7	at Georgia Tech
0	7	UNC (Charlotte)
0	23	Clemson (Richmond)
0	0	Virginia Tech (Roanoke)
50	110	Totals

1915 (6-2-1)

OPP.	VMI	
0	25	Hampden-Sydney
0	19	William & Mary
10	7	Gallaudet
0	13	Richmond
10	3	North Carolina (Greensboro)
20	0	at Virginia
21		Wake Forest
6		Clemson (Richmond)
9		Virginia Tech (Roanoke)
103	102	Totals

1916 (4-5)

OPP.	VMI	
19	5	Hampden-Sydney
66	8	William & Mary
54	0	Gallaudet
51	9	at Maryland
13		at North Carolina
14		Catholic U
37		Clemson (Richmond)
7		Virginia
14		Virginia Tech (Roanoke)
233	51	Totals

1917 (4-4-1)

OPP.	VMI	
14	15	Hampden-Sydney
53	0	William & Mary
0		at Army
14		Maryland
7		Davidson (Danville)
0	54	Roanoke
0	0	N.C. State (Richmond)
5	19	Gallaudet
0	0	Virginia Tech (Roanoke)
22	162	Totals

1918 (1-3)

OPP.	VMI	
6	6	at Maryland
0	0	at Newport News Navy
19		Gallaudet
0		Virginia Tech (Roanoke)
25	60	Totals

1919 (6-2)

OPP.	VMI	
2	3	Hampden-Sydney
25	21	W&M (Richmond)
3	0	at Virginia
0	0	N.C. State (Roanoke)
29		at North Carolina
14		Davidson (Lynchburg)
41		Roanoke
13		Virginia Tech (Roanoke)
121	45	Totals

1920 (9-0)

OPP.	VMI	
54	0	Roanoke
136	0	Hampden-Sydney
22	6	at Virginia
35	0	Citadel (Lynchburg)
27	7	at Pennsylvania
6	0	N.C. State (Petersburg)
14	0	at North Carolina
23	0	Catholic U
24	7	Virginia Tech (Roanoke)
431	20	Totals

1921 (3-5-1)

VMI	
13	Roanoke
32	Hampden-Sydney
20	Wake Forest
7	Virginia
7	at Pennsylvania
7	UNC (Richmond)
7	at N.C. State
7	at Kentucky
7	Virginia Tech (Roanoke)
107	Totals

1922 (7-2)

VMI	
34	at Lynchburg
50	Roanoke
62	Morris-Harvey
14	at Virginia
14	N.C. State (Norfolk)
61	Catholic U
7	UNC (Richmond)
46	at George Washington
3	Virginia Tech (Roanoke)
291	Totals

1923 (9-1)

VMI	
6	U.S. Marines
33	Lynchburg
7	at Georgia Tech
27	Roanoke
35	at Virginia
22	N.C. State
46	Emory & Henry
9	UNC (Richmond)
33	at Tennessee
6	Virginia Tech (Roanoke)
224	Totals

1924 (6-3-1)

VMI	
33	Wofford
39	Emory & Henry
0	at Georgia Tech
28	Roanoke
0	at Virginia
17	N.C. State (Richmond)
0	at North Carolina
10	at Kentucky
25	Hampden-Sydney
0	Virginia Tech (Roanoke)
152	Totals

1925 (6-4)

VMI	
33	Lynchburg College
27	N.C. State (Richmond)
9	Wofford
46	Emory & Henry
0	at Georgia Tech
17	Roanoke
10	at Virginia
27	UNC (Richmond)
0	Kentucky (Charleston, W.Va.)
0	Virginia Tech (Roanoke)
169	Totals

1926 (5-5)

VMI	
20	Wofford
10	Richmond
0	at Georgia Tech
7	Roanoke
7	Virginia
7	N.C. State (Richmond)
12	Davidson (Lynchburg)
0	at North Carolina
10	Kentucky (Charleston, W.Va.)
7	Virginia Tech (Roanoke)
80	Totals

1927 (6-4)

OPP.	VMI	
0	37	Wofford
0	22	Richmond
0	0	at Georgia Tech
14	32	Roanoke
21	8	at Virginia
20	6	Maryland (Richmond)
7	20	at Davidson
14	7	North Carolina
26	0	Kentucky (Charleston, W.Va.)
102	12	Virginia Tech (Roanoke)
	144	Totals

1928 (5-3-2)

OPP.	VMI	
7	14	Hampden-Sydney
0	6	Richmond
0	0	at Georgia Tech
0	31	Roanoke
0	9	Virginia
9	0	Maryland (Richmond)
0	13	Davidson
7	0	Clemson (Lynchburg)
23	6	Kentucky
	16	Virginia Tech (Roanoke)
	95	Totals

1929 (8-2)

OPP.	VMI	
0	19	Hampden-Sydney
10	6	at Richmond
6	40	at Columbia
0	7	at Florida
7	12	The Citadel
0	20	at Virginia
0	7	at Maryland (Richmond)
0	12	at Davidson
0	12	Clemson (Norfolk)
23	12	Kentucky
	14	Virginia Tech (Roanoke)
	155	Totals

1930 (3-6)

OPP.	VMI	
0	12	Richmond
3	6	St. John's
0	6	at The Citadel
13	0	Virginia
7	0	Maryland (Richmond)
3	0	Davidson
3	6	Davidson
0	0	Clemson
0	0	at Kentucky
29	0	Virginia Tech (Roanoke)
	30	Totals

1931 (3-6-1)

OPP.	VMI	
6	6	Hampden-Sydney
0	0	Richmond
0	0	at Duke
33	13	The Citadel
14	18	at Virginia
18	20	Maryland (Richmond)
23	0	at Davidson
7	7	Clemson (Norfolk)
7	12	Kentucky
108	6	Virginia Tech (Roanoke)
	82	Totals

1932 (2-8)

OPP.	VMI	
0	18	King College
0	0	at Kentucky
13	0	Duke
14	6	at The Citadel
0	0	Davidson
7	6	Virginia
28	7	Maryland (Richmond)
9	7	W&M (Richmond)
14	0	Richmond
98	0	Virginia Tech (Roanoke)
	44	Totals

1933 (2-7-1)

OPP.	VMI	
0	0	Emory & Henry
0	6	Duke (Greensboro)
7	0	at Army
0	0	at Davidson
13	19	Maryland
10	13	at Virginia
0	0	William & Mary (Norfolk)
0	6	at Kentucky
25	0	at Richmond
9	0	Virginia Tech (Roanoke)
64	44	Totals

1934 (1-8)

OPP.	VMI	
7	0	Duke
6	6	at South Carolina
13	6	at Columbia
13	0	at Richmond
0	13	Virginia
0	13	William & Mary (Norfolk)
0	0	at Maryland
12	13	at Davidson
18	0	Virginia Tech (Roanoke)
6	51	Totals
75		

1935 (2-7-1)

OPP.	VMI	
26	0	Hampden-Sydney (Lynchburg)
0	0	at Tulane
0	0	at Columbia
12	6	Richmond
7	0	Maryland
7	0	at Virginia
6	19	at William & Mary
6	0	North Carolina
0	6	Davidson
23	6	Virginia Tech (Roanoke)
0	63	Totals
61		

1936 (6-4)

OPP.	VMI	
19	0	Wofford
0	24	South Carolina
0	0	at Kentucky
7	13	at Davidson
13	0	at Columbia
20	20	at Richmond
0	12	Virginia
32	21	at William & Mary
26	13	at Maryland
24	0	Virginia Tech (Roanoke)
122	122	Totals

1937 (5-5)

OPP.	VMI	
0	6	Elon
7	7	Temple
13	20	William & Mary (Norfolk)
13	7	Davidson
3	21	at Richmond
41	26	at Virginia
7	7	at Army
6	7	Maryland
20	27	The Citadel
13	6	Virginia Tech (Roanoke)
123	134	Totals

1938 (6-1-4)

OPP.	VMI	
6	33	Elon
23	12	at Virginia
44	0	at Navy
12	7	Clemson (Charlotte)
12	13	at Richmond
4	14	at William & Mary
12	47	at Maryland
20	6	Wake Forest
7	19	Davidson
26	6	Roanoke College
2	0	Virginia Tech (Roanoke)
166	159	Totals

1939 (6-3-1)

OPP.	VMI	
20	41	Roanoke
37	0	at Kentucky
32	2	Davidson (Bluefield)
6	20	at Vanderbilt
13	16	Virginia
12	7	at Columbia
14	0	at Richmond
21	7	Duke
15	13	Maryland (Norfolk)
0	19	Virginia Tech (Roanoke)
170	125	Totals

1940 (7-2-1)

OPP.	VMI	
46	33	Roanoke
22	0	at Duke
29	13	Newberry
7	13	at Davidson
17	7	at Virginia
6	7	at Richmond
23	0	William & Mary
27	20	Washington U
13	20	Maryland (Lynchburg)
190	14	Virginia Tech (Roanoke)
	127	Totals

1941 (4-6)

OPP.	VMI	
44	7	Clemson (Lynchburg)
12	13	at Temple
13	20	at Army
6	7	Virginia
0	25	at Richmond
0	13	Davidson (Lynchburg)
56	0	William & Mary
14	27	at Maryland
12	15	Virginia Tech (Lynchburg)
157	7	at Miami (FL)10
	134	Totals

1942 (3-5-1)

OPP.	VMI	
0	0	Clemson (Lynchburg)
7	0	at Temple
38	6	at Virginia
38	38	at Virginia
38	29	Maryland
0	20	at Richmond
6	6	Davidson (Lynchburg)
0	0	at Wake Forest
7	6	William & Mary (Norfolk)
6	6	Virginia Tech (Roanoke)
140	111	Totals

1943 (2-6)

OPP.	VMI	
12	0	at Temple
18	13	Davidson
9	12	Clemson (Roanoke)
0	0	at Richmond
7	0	Wake Forest (Lynchburg)
7	0	Virginia
20	7	at Georgia
9	14	Maryland (Roanoke)
0	46	Totals
94		

1944 (1-8)

OPP.	VMI	
6	26	Catawba
26	7	at Richmond
7	7	Wake Forest (Greensboro)
12	2	at Kentucky
26	0	Virginia (Lynchburg)
7	6	N.C. State
6	12	at Clemson
0	0	William & Mary (Portsmouth)
14	6	Maryland (Roanoke)
65	231	Totals

1945 (5-4)

VMI	
37	Emory & Henry
40	at Richmond
7	Virginia (Lynchburg)
21	N.C. State
9	at William & Mary
27	Vanderbilt
0	at Maryland
7	Catawba
7	Virginia Tech (Roanoke)
155	Totals

1946 (4-5-1)

VMI	
21	Catawba
7	at Richmond
0	at Georgia Tech
8	at Virginia
25	Davidson
0	at William & Mary
7	N.C. State (Roanoke)
26	at Furman
21	The Citadel
7	Virginia Tech (Roanoke)
122	Totals

1947 (3-5-1)

VMI	
13	Catawba
13	George Washington
0	at Georgia Tech
20	at Richmond
6	Virginia
14	at Davidson
20	at William & Mary
6	at The Citadel
28	Virginia Tech (Roanoke)
120	Totals

1948 (6-3)

VMI	
28	Catawba
26	at George Washington
0	*William & Mary
9	at Richmond
14	at Virginia
33	Davidson
6	at Tulane
34	The Citadel
33	Virginia Tech (Roanoke)
183	Totals
* Oyster Bowl - Norfolk, Va.	

1949 (3-5-1)

VMI	
7	Quantico Marines
14	G. Washington (Lynchburg)
6	at William & Mary
14	*Richmond
13	Virginia (Lynchburg)
14	at Army
47	Davidson
14	at The Citadel
28	Virginia Tech (Roanoke)
157	Totals
* Tobacco Bowl-Richmond	

1950 (6-4)

VMI	
S23	25 Wm. & Mary (Roanoke)
S29	12 at G. Washington
O7	26 at Richmond
O14	0 at Texas A & M
O21	13 at Virginia
O28	13 Catawba
N4	46 at Davidson
N11	14 at Georgia Tech
N18	13 The Citadel
N23	27 Va. Tech (Roanoke)
189	Totals

1951 (7-3)
Southern Conference
Champions

VMI		OPP.
S15	7 at Cincinnati	26
S22	29 Wofford	6
S29	34 at Richmond	0
O6	20 at William & Mary	7
O20	14 at Virginia	34
O27	34 at Catawba	14
N3	35 Davidson	13
N10	7 at Georgia Tech	34
N17	27 at The Citadel	21
N22	20 Virginia Tech (Roanoke)	7
227	Totals	162

1952 (3-6-1)

VMI		OPP.
S20	13 William & Mary (Roanoke)	34
S26	0 at Miami (FL)	45
O4	28 Richmond	14
O10	28 at Florida State	7
O18	14 *Virginia	33
O24	20 at George Washington	20
N1	14 at Army	42
N8	21 W. Virginia (Roanoke)	39
N15	20 The Citadel	19
N27	7 Virginia Tech (Roanoke)	26
165	Totals	279

* Tobacco Bowl - Richmond, Va.

1953 (5-5)

VMI		OPP.
S19	44 Catawba	0
S26	13 George Washington	14
O3	7 at Richmond	13
O10	14 at The Citadel	0
O17	21 at Virginia	6
O24	20 at West Virginia	52
O31	7 at Florida State	12
N7	20 William & Mary (Roanoke)	19
N14	0 at Cincinnati	67
N26	28 Virginia Tech (Roanoke)	13
174	Totals	196

1954 (4-6)

VMI		OPP.
S18	0 Davidson	19
S25	16 at George Washington	14
O2	19 at Richmond	6
O9	0 at Boston College	44
O16	0 at Virginia	21
O23	6 West Virginia (Bluefield)	40
O30	19 Florida State (Lynchburg)	33
N6	21 William & Mary (Roanoke)	0
N13	42 The Citadel	0
N25	9 Virginia Tech (Roanoke)	46
132	Totals	223

1955 (1-9)

VMI		OPP.
S17	7 at Tulane	20
S24	6 George Wash. (Roanoke)	25
O1	0 Richmond	21
O8	12 West Virginia (Bluefield)	47
O15	13 at Virginia	20
O22	7 Davidson	21
O29	13 at William & Mary	20
N5	0 at Lehigh	39
N12	14 at The Citadel	7
N19	13 Virginia Tech (Roanoke)	39
85	Totals	259

1956 (3-6-1)

VMI		OPP.
S15	47 at Stetson	6
S22	0 at Virginia	18
S29	12 at Army	32
O6	35 at Richmond	20
O13	20 Lehigh	27
O19	14 at George Washington	40
O27	13 at Davidson	13
N3	20 W&M (Lynchburg)	6
N10	6 at West Virginia	13
N22	0 Virginia Tech (Roanoke)	45
167	Totals	220

1957 (9-0-1)
Southern Conference
Champions

VMI		OPP.
S21	7 at Tampa	0
S28	21 at Holy Cross	21
O5	28 at Richmond	6
O12	26 Davidson	14
O19	14 at William & Mary	13
O26	26 GWU (Roanoke)	20
N2	20 at Virginia	7
N9	12 at Lehigh	7
N16	33 The Citadel	7
N28	14 Virginia Tech (Roanoke)	6
201	Totals	101

1958 (6-2-2)

VMI		OPP.
S20	46 Morehead State	20
S27	33 at Villanova	6
O4	12 Richmond	6
O11	6 William & Mary (Bluefield)	6
O18	13 at Tampa	12
O25	42 at Davidson	7
N1	33 Virginia (Norfolk)	0
N8	7 Lehigh (Lynchburg)	7
N15	6 at The Citadel	14
N27	16 Virginia Tech (Roanoke)	21
214	Totals	99

1959 (8-1-1)
Southern Conference
Champions

VMI		OPP.
S19	46 at Marshall	0
S26	0 at Penn State	21
O3	14 Richmond (Portsmouth)	14
O10	19 Virginia (Lynchburg)	12
O17	26 William & Mary (Norfolk)	7
O24	34 Davidson	7
O30	28 at George Washington	6
N7	7 at Lehigh	6
N14	32 The Citadel	8
N26	37 Virginia Tech (Roanoke)	12
243	Totals	93

1960 (7-2-1)
Southern Conference
Champions

VMI		OPP.
S17	33 at William & Mary	21
S24	28 at Buffalo	14
O1	21 Richmond	6
O7	34 at George Washington	10
O15	30 at Virginia	16
O22	14 at Boston College	14
O29	8 at Memphis State	21
N5	18 Lehigh	14
N12	20 at The Citadel	6
N24	12 Va. Tech (Roanoke)	13
218	Totals	135

1961 (6-4)

VMI		OPP.
S16	33 at Marshall	6
S23	0 at Villanova	22
O7	8 at Richmond	6
S29	6 at G. Washington	30
O14	7 Virginia (Norfolk)	14
O21	13 at Davidson	0
O28	14 at William & Mary	7
N4	8 The Citadel	14
N11	39 at Buffalo	6
N23	6 Virginia Tech (Roanoke)	0
134	Totals	105

1962 (6-4)
Southern Conference
Champions

VMI		OPP.
S15	22 G. Wash. (Lynchburg)	6
S22	0 at Villanova	24
S28	21 at Richmond	0
O6	0 at Boston College	18
O13	6 at Virginia	28
O20	20 Davidson	7
O27	6 William & Mary	0
N3	16 at The Citadel	7
N10	14 at Holy Cross	20
N22	14 Virginia Tech (Roanoke)	9
119	Totals	119

1963 (3-5-2)

VMI		OPP.
S21	14 George Washington	6
S28	6 at Iowa State	21
O5	10 at Davidson	10
O12	0 Virginia (Richmond)	6
O19	12 *Navy	21
O25	7 at Richmond	7
N2	26 at William & Mary	6
N9	12 at Holy Cross	14
N16	33 The Citadel	8
N28	20 Virginia Tech (Roanoke)	35
140	Totals	134

* Oyster Bowl - Norfolk, Va.

1964 (1-9)

VMI		OPP.
S19	12 William & Mary	14
S26	14 at Richmond	20
O3	7 at Villanova	27
O10	19 *Virginia	20
O17	10 at Buffalo	14
O24	35 Davidson	0
O31	6 at Tulane	25
N6	7 at Detroit	28
N14	0 at The Citadel	17
N26	13 Virginia Tech (Roanoke)	35
123	Totals	200

* Tobacco Bowl - Richmond, Va.

1965 (3-7)

VMI		OPP.
S18	21 at William & Mary	32
S25	7 at Army	21
O2	0 at George Washington	14
O9	10 at Virginia	14
O16	0 at Southern Mississippi	3
O23	16 at Davidson	10
O30	12 at Boston College	41
N6	21 Richmond	14
N13	21 The Citadel	7
N25	13 Va. Tech (Roanoke)	44
121	Totals	200

1966 (2-8)

VMI		OPP.
S17	14 at Villanova	13
S24	7 Georgia (Roanoke)	43
O1	0 at Boston College	14
O7	34 at Richmond	20
O15	27 at Virginia	38
O22	0 George Washington	13
O29	15 William & Mary	22
N5	6 at So. Mississippi	42
N12	14 at The Citadel	30
N24	12 Va. Tech (Roanoke)	70
129	Totals	305

1967 (6-4)

VMI		OPP.
S16	46 Davidson	21
S23	9 at West Virginia	21
S30	0 Richmond	3
O7	28 *William & Mary	33
O14	22 The Citadel (Roanoke)	11
O21	6 at Georgia	56
O28	18 at Virginia	13
N4	38 Akron	14
N11	26 at Boston College	13
N23	12 Va. Tech (Roanoke)	10
205	Totals	195

* Tobacco Bowl - Richmond, Va.

1968 (1-9)

VMI	
S21	12 at Vanderbilt
S28	0 at Virginia
O5	13 Villanova
O11	7 W.Virginia (Roanoke)
O19	8 at The Citadel
O26	10 William & Mary
N2	0 at Richmond
N9	21 at Davidson
N16	13 at Boston College
N28	6 Va. Tech (Roanoke)
90	Totals

1969 (0-10)

VMI	
S20	0 at Rice
S27	0 Richmond
O4	0 at West Virginia
O11	10 *Virginia
O18	2 The Citadel
O25	17 at William & Mary
N1	6 at Davidson
N8	11 at North Carolina
N15	32 at Boston College
N27	0 Va. Tech (Roanoke)
78	Totals

* Tobacco Bowl - Richmond, Va.

1970 (1-10)

VMI	
S12	13 Furman
S19	0 at Rice
S26	10 at West Virginia
O3	3 at Boston College
O10	10 at Virginia
O17	10 William & Mary
O24	9 at The Citadel
O31	21 Davidson
N7	13 at North Carolina
N14	17 at Richmond
N21	14 Va. Tech (Roanoke)
120	Totals

1971 (1-10)

VMI	
S18	27 Davidson
S25	3 at Villanova
O2	0 at Furman
O9	24 The Citadel
O16	6 at Richmond
O23	7 at William & Mary
O30	0 at Maryland
N6	0 at So. Mississippi
N13	3 at West Virginia
N20	8 Chattanooga
N27	0 Va. Tech (Roanoke)
78	Totals

1972 (2-9)

VMI	
S9	3 East Carolina
S16	14 Davidson
S23	16 at Maryland
S30	15 at Richmond
O7	3 at The Citadel
O14	14 at Virginia
O21	3 William & Mary
O28	10 at Dayton
N4	31 Furman
N11	24 at West Virginia
N18	17 at UT-Chattanooga
150	Totals

1973 (3-8)

VMI	
S8	0 at Virginia
S15	8 Navy
S22	0 at Richmond
S29	0 at Tulane
O6	23 The Citadel
O13	7 at East Carolina
O20	13 at Furman
O27	14 at William & Mary
N3	24 Davidson
N10	7 at Georgia Tech
N17	22 at Virginia Tech
118	Totals

1974 (7-4) Southern Conference Champions

VMI	
S14	7 Furman
S21	7 at Vanderbilt
S28	43 at Davidson
O5	22 *Virginia Tech
O12	20 at The Citadel
O19	14 at So. Mississippi
O26	31 William & Mary
N2	14 at Richmond
N9	10 at Virginia
N16	31 Colgate
N23	13 East Carolina
212	Totals

* Tobacco Bowl - Richmond, Va.

1975 (3-8)

VMI	
S13	9 Delaware
S20	21 at Virginia
S27	55 Davidson
O4	13 at Furman
O11	10 at Georgia Tech
O18	19 *Richmond
O25	3 The Citadel
N8	7 William & Mary
N15	0 at Virginia Tech
N22	12 at East Carolina
N29	13 at Connecticut
162	Totals

* Tobacco Bowl - Richmond, Va.

1976 (5-5)

VMI	
S11	20 at William & Mary
S18	12 Appalachian State
S25	0 at Richmond
O2	17 Furman
O9	7 *Virginia Tech
O16	3 East Carolina
O23	10 at Delaware
O30	13 **Virginia
N6	30 at The Citadel
N20	26 Indiana State
138	Totals

* Tobacco Bowl - Richmond, Va.

** Oyster Bowl - Norfolk, Va.

1977 (7-4) Southern Conference Champions

VMI	
S10	23 William & Mary
S17	14 at Army
S24	13 at East Carolina
O8	25 Richmond
O15	19 The Citadel
O22	20 at Lehigh
O29	21 Davidson
N5	30 at Virginia
N12	31 at Furman
N19	20 Rhode Island
N26	7 at Virginia Tech
223	Totals

1978 (3-8)

VMI	
S9	3 at William & Mary
S16	25 Bucknell
S23	3 at The Citadel
S30	17 at Virginia
O7	6 East Carolina
O14	23 *Richmond
O21	10 Lehigh
O28	12 Western Carolina
N4	3 at Georgia
N11	10 Appalachian State
N18	2 at Virginia Tech
114	Totals

* Tobacco Bowl - Richmond, Va.

1979 (6-4-1)

VMI	
S8	7 William & Mary
S15	17 Richmond
S22	0 at Virginia
S29	10 at East Carolina

OPP.	
O6	24 East Tennessee St.
O13	27 at Appalachian St.
O20	6 The Citadel
O27	21 Furman
N3	13 Connecticut
N10	13 at Marshall
N17	20 Virginia Tech
158	Totals

1980 (3-7-1)

VMI	
S6	14 at Western Carolina
S13	13 at William & Mary
S20	17 Marshall
S27	16 at Furman
O4	0 at The Citadel
O11	10 U.T./Chattanooga
O18	22 at Richmond
O25	6 Villanova
N1	22 at Boston University
N8	16 Appalachian State
N15	6 *Virginia Tech
142	Totals

* Oyster Bowl - Norfolk, Va.

1981 (6-3-1)

VMI	
S12	21 Western Carolina
S19	14 at Army
S26	31 William & Mary
O10	14 *The Citadel
O17	14 at Appalachian St.
O24	20 at Marshall
O31	10 at Virginia
N7	14 Richmond
N14	21 Furman
N21	6 at Virginia Tech
165	Totals

* Oyster Bowl, Norfolk, Va.

1982 (5-6)

VMI	
S11	21 at East Tenn. State
S18	12 at William & Mary
S25	69 Central Florida
O2	3 at Furman
O9	7 at The Citadel
O16	35 James Madison
O23	14 *Richmond
O30	0 at Virginia
N6	20 Marshall
N13	31 Appalachian State
N20	3 *Virginia Tech
221	Totals

* Tobacco Bowl - Richmond, Va.

** Oyster Bowl - Norfolk, Va.

1983 (2-9)

VMI	
S10	14 William & Mary
S17	0 at Appalachian St.
S24	0 at Virginia Tech
O1	0 Furman
O8	6 The Citadel
O15	10 at Virginia
O22	24 East Tenn. State
O29	19 Richmond
N5	6 at U.T.-Chattanooga
N12	14 Maine
N19	7 at Marshall
100	Totals

1984 (1-9)

VMI	
S8	13 at William & Mary
S15	7 at Virginia
S22	16 Western Carolina
S29	20 Appalachian State
O6	7 *Virginia Tech
O20	0 U.T.-Chattanooga
O27	3 at Richmond
N3	24 at The Citadel
N10	17 at James Madison
N17	14 Boston University
121	Totals

* Oyster Bowl - Norfolk, Va.

1985 (3-7-1)

VMI	
S14	15 at Virginia

S21	14 Richmond
S28	7 at North Carolina
O5	14 The Citadel
O12	23 East Tennessee State
O19	16 at Marshall
O26	39 William and Mary
N2	10 at Appalachian St.
N9	14 James Madison
N16	7 at U.T.-Chattanooga
N23	30 at Western Carolina
189	Totals

1986 (1-10)

VMI	
S13	22 at William & Mary
S20	3 Furman
S27	7 at James Madison
O4	9 Marshall
O11	47 at The Citadel
O18	9 at Richmond
O25	0 at Western Carolina
N1	9 Central Florida
N8	6 at Georgia Tech
N15	6 Appalachian State
N22	20 at East Tennessee St.
138	Totals

1987 (4-7)

VMI	
S12	24 West Virginia Tech
S19	10 at Appalachian St.
S26	27 Wofford
O3	0 at Virginia
O10	7 at The Citadel
O17	17 James Madison
O24	7 at Marshall
O31	6 *William & Mary
N7	0 at Furman
N14	20 East Tennessee St.
N21	0 U.T.-Chattanooga
118	Totals

* Oyster Bowl - Norfolk, Va.

1988 (2-9)

VMI	
S3	10 at East Tennessee State
S10	7 at William & Mary
S17	13 Richmond
S24	20 Marshall
O1	13 at Furman
O8	20 Appalachian State
O22	0 at James Madison
O29	18 Wofford
N5	7 at Georgia Tech
N12	20 *The Citadel
N19	24 Western Carolina
152	Totals

* Oyster Bowl - Norfolk, Va.

1989 (2-8-1)

VMI	
S2	16 East Tennessee State
S9	7 at North Carolina
S16	17 William & Mary
S23	22 at Richmond
S30	6 Furman
O7	0 at Appalachian State
O21	0 at James Madison
O28	10 at Marshall
N4	39 Davidson
N11	20 The Citadel
N18	14 at U.T.-Chattanooga
151	Totals

1990 (4-7)

VMI	
S1	24 Catawba
S8	20 at Western Carolina
S15	24 James Madison
S22	17 at Army
O6	22 at Furman
O13	47 *William & Mary
O20	66 West Virginia Tech
O27	7 Marshall
N3	3 at The Citadel
N10	0 Appalachian State
N17	21 at East Tennessee State
251	Totals

* Oyster Bowl - Norfolk, Va.

2014 VMI Football Fact Book

1991 (4-7-0)

VMI	OPP.
S7 35 East Tennessee State	20
S14 19 at Appalachian State	24
S21 42 Lafayette	21
S28 38 at Richmond	27
O5 28 Furman	46
O12 26 William & Mary	40
O26 14 *The Citadel	17
N2 0 at Virginia	42
N9 27 Western Carolina	25
N16 0 at Marshall	61
N23 14 at U.T.-Chattanooga	50
243 Totals	373

* Oyster Bowl - Norfolk, Va.

1992 (3-8)

VMI	OPP.
S5 16 at East Tennessee State	18
S12 16 at William & Mary	21
S19 16 Marshall	34
S26 48 West Virginia Tech	8
O3 13 at Furman	41
O10 25 at Western Carolina	28
O17 12 Appalachian State	27
O24 18 *Richmond	41
N7 44 Wofford	13
N14 0 at The Citadel	50
N21 37 U.T.-Chattanooga (OT)	34
245 Totals	315

* Oyster Bowl - Norfolk, Va.

1993 (1-10)

VMI	OPP.
S4 14 at Richmond	38
S18 7 East Tennessee State	10
S25 9 at Army	31
O2 6 *William & Mary	49
O9 0 at Marshall	51
O16 35 U.T.-Chattanooga (2OT)	29
O23 0 Georgia Southern	57
O30 0 at Furman	24
N6 14 at Western Carolina	38
N13 33 at The Citadel	34
N20 21 Appalachian State	35
139 Totals	396

* Oyster Bowl - Norfolk, Va.

1994 (1-10)

VMI	OPP.
S3 31 Richmond	34
S17 21 at East Tennessee State	31
S24 7 at William and Mary	45
O1 0 at Georgia Southern	49
O8 7 Marshall	49
O15 14 at U.T.-Chattanooga	49
O22 11 Furman	28
O29 7 Western Carolina	33
N5 15 James Madison	38
N12 14 *The Citadel	58
N19 26 at Appalachian State (OT)	23
153 Totals	437

* Oyster Bowl - Norfolk, Va.

1995 (4-7)

VMI	OPP.
S2 28 at Richmond	51
S9 50 Liberty	31
S16 37 East Tennessee State	23
S23 24 at Furman	55
S30 7 William & Mary	27
O7 21 at Marshall	56
O14 17 U.T.-Chattanooga	12
O28 14 at Western Carolina	31
N4 24 Appalachian State	26
N11 34 at The Citadel	7
N18 13 *Georgia Southern	31
153 Totals	437

* Oyster Bowl - Norfolk, Va.

1996 (3-8)

VMI	OPP.
S7 7 at Mississippi	31
S14 21 at William & Mary	40
S21 0 at East Tennessee State	38
S28 14 Furman	31
O5 17 at Georgia Southern	20
O12 20 Marshall	45
O19 28 at U.T.-Chattanooga	14
N2 14 Western Carolina	28

N9 20 Richmond	7
N16 34 The Citadel (2OT)	27
N23 14 at Appalachian State	26
189 Totals	296

1997 (0-11)

VMI	OPP.
S6 13 at Wofford	27
S13 12 William & Mary	41
S20 3 at Richmond	56
S27 14 at Furman	35
O4 0 Georgia Southern	49
O11 24 Chattanooga	27
O18 7 at Navy	42
N1 0 at Western Carolina	24
N8 7 Appalachian State	42
N15 6 at The Citadel	28
N22 7 East Tennessee State	17
93 Totals	384

1998 (1-10)

VMI	OPP.
S5 26 Lenoir-Rhyne	7
S12 0 at William & Mary	49
S19 8 at East Tennessee State	44
S26 14 Furman	51
O3 7 at Georgia Southern	63
O10 20 Wofford	42
O17 7 at Chattanooga	45
O24 38 Morehead State	41
O31 17 Western Carolina	39
N7 0 at Appalachian State	51
N14 10 The Citadel	36
147 Totals	468

1999 (1-10)

VMI	OPP.
S4 6 at Richmond	42
S11 15 Concord	14
S18 17 East Tennessee State	26
S25 0 at Furman	58
O2 0 Georgia Southern	62
O9 10 at Wofford	55
O16 0 Chattanooga	27
O23 14 William & Mary	35
O30 2 at Western Carolina	40
N6 7 Appalachian State	34
N13 6 at The Citadel	7
77 Totals	400

2000 (2-9)

VMI	OPP.
S2 31 Duquesne	57
S9 15 at William & Mary	55
S16 3 at East Tennessee State	38
S23 21 Furman	35
S30 3 at Georgia Southern	56
O7 28 Wofford	45
O14 14 at Chattanooga	27
O21 40 Charleston Southern	7
O28 31 Western Carolina	41
N4 0 at Appalachian State	52
N11 41 The Citadel	21
227 Totals	434

2001 (1-10)

VMI	OPP.
A30 18 at Duquesne	41
S8 0 William & Mary	34
S22 7 at Furman	65
S29 14 Georgia Southern	31
O6 14 at Wofford	59
O13 19 Chattanooga (OT)	16
O27 17 at Western Carolina	44
N3 17 Appalachian State	27
N10 7 at The Citadel	49
N17 28 Samford	46
N22 23 East Tennessee State	34
164 Totals	446

2002 (6-6)

VMI	OPP.
A31 27 at Charleston Southern	24
S7 41 Davidson	16
S14 31 at William & Mary	62
S21 21 at East Tennessee State	35
S28 28 Furman	55
O5 7 at Georgia Southern	52
O12 27 Wofford	16
O19 35 at Chattanooga	31
O26 38 Liberty	14
N2 23 Western Carolina	35

N9 13 at Appalachian State	54
N16 23 vs. The Citadel!	21
314 Totals	415

!- Charlotte, N.C.

2003 (6-6)

VMI	OPP.
A30 10 at Navy	23
S6 31 at Davidson	41
S13 24 William & Mary	56
S20 34 Norfolk State	35
S27 42 Georgetown	49
O4 28 at Liberty	27
O11 50 Charleston Southern	42
O18 25 Gardner-Webb	24
O25 25 at Richmond	42
N1 19 at Coastal Carolina	28
N8 48 Austin Peay	17
N15 23 vs. The Citadel!	24
359 Totals	384

!- Charlotte, N.C.

2004 (0-11)

VMI	OPP.
S4 14 at Ohio	44
S11 7 Richmond	51
S18 10 Tennessee Tech	63
S25 6 at William & Mary	42
O2 24 at Charleston Southern	45
O9 0 at Georgetown	41
O16 14 Coastal Carolina	39
O23 17 at Gardner-Webb	51
O30 10 at James Madison	36
N6 17 Liberty	6
N20 18 Wofford	19
137 Totals	468

2005 (3-8)

VMI	OPP.
S3 33 Davidson	26
S10 7 William & Mary	58
S17 14 at Duke	62
S24 26 Lehigh	55
O1 10 at Liberty	27
O8 34 Charleston Southern	35
O15 23 at Wofford	40
O22 52 Gardner-Webb (3OT)	34
O29 14 at #13 Coastal Carolina	7
N5 3 at #23 Richmond	400
N19 14 The Citadel	7
230 Totals	400

2006 (1-10)

VMI	OPP.
S2 20 Davidson	57
S9 19 at Norfolk State	35
S16 7 at Richmond	56
S23 6 at William & Mary	45
S30 7 James Madison	27
O7 7 at Army	7
O14 27 Coastal Carolina	41
O21 22 at Charleston Southern	52
O28 31 at Gardner-Webb	21
N11 21 at The Citadel	48
N18 32 Liberty	38
199 Totals	433

2007 (2-9)

VMI	OPP.
S1 20 Lock Haven	0
S8 16 William & Mary	63
S15 17 at James Madison	45
S22 6 at Lehigh	37
S29 40 at Robert Morris	13
O13 21 Presbyterian	45
O20 22 Gardner-Webb	36
O27 35 at Coastal Carolina	42
N3 28 Charleston Southern	37
N10 34 at Liberty	73
N17 28 The Citadel	70
267 Totals	461

2008 (4-7)

VMI	OPP.
S6 49 Saint Francis (Pa.)	0
S13 17 at William & Mary	52
S20 69 Chowan	20
S27 31 at Ohio	51
O4 16 Richmond	56
O11 47 Coastal Carolina	20
O25 27 at Gardner-Webb	34
N1 21 at Charleston Southern	31

N8 26 Liberty	38
N15 26 at Stony Brook	40
N22 49 Presbyterian	27
378 Totals	369

2009 (2-9)

VMI	OPP.
S5 14 Robert Morris	37
S19 16 at #6 James Madison	9
S26 28 at #1 Richmond	34
O3 23 Gardner-Webb	9
O10 6 at Coastal Carolina	14
O17 20 Stony Brook	31
O24 31 at Presbyterian	7
O31 21 Charleston Southern	37
N7 14 at Liberty	35
N14 17 at Army	10
N21 35 Old Dominion	7
225 Totals	257

2010 (3-8)

VMI	OPP.
S4 48 Lock Haven	42
S11 0 at #11 William & Mary	34
S25 7 at Virginia	16
O2 24 Presbyterian	42
O9 9 at Stony Brook	25
O16 7 Liberty	21
O23 34 at Charleston Southern	21
O30 7 at Army	21
N6 3 Coastal Carolina	28
N13 28 at Old Dominion	41
N20 7 at Gardner-Webb	38
174 Totals	327

2011 (2-9)

VMI	OPP.
S3 21 Delaware State	0
S10 7 #5 William & Mary	41
S17 19 at Richmond	40
S24 13 at Akron	28
O8 10 at Coastal Carolina	7
O15 21 Charleston Southern	12
O22 14 Stony Brook	38
O29 14 at The Citadel	38
N5 31 at #22 Liberty	22
N12 6 at Presbyterian	319
N19 31 Gardner-Webb	38
187 Totals	351

2012 (2-9)

VMI	OPP.
S1 10 at Delaware State	19
S8 24 Chowan	32
S15 6 Richmond	58
S22 3 at Navy	38
O6 17 Presbyterian	45
O13 14 at Charleston Southern	62
O20 7 Coastal Carolina	31
O27 7 at Gardner-Webb	27
N3 7 at #9 Stony Brook	35
N10 24 The Citadel	48
N17 14 Liberty	38
133 Totals	433

2013 (2-10)

VMI	OPP.
A31 0 at Richmond	0
S7 34 Glenville State	63
S14 24 North Greenville	45
S21 0 at Virginia	37
S28 31 Robert Morris (2OT)	13
O12 17 #25 Charleston So.	45
O19 35 at Presbyterian	36
O26 27 at #3 Coastal Carolina	42
N2 7 at Liberty	37
N9 27 Gardner-Webb	73
N16 10 at The Citadel	70
N23 23 Bucknell	461
235 Totals	416

Keydets In The Record Books

NCAA Record Holders

Single-Game (Team)

Most Rushing Yards, Both Teams .Stony Brook (447) vs. VMI (364), 11/15/08 (FCS Record)
Fewest Passing Yards Allowed(-16), vs. Richmond, 1957 (FBS Record)

Single-Season (Individual)

Most Punts.....101, Jim Bailey, 1969 (FBS Record)

Big South Conference Record Holders

Single-Game (Individual)

Most Rushing Yards (QB)235, Tim Maypray vs. Presbyterian, 11/22/08
Longest Pass Completed90, Kyle Hughes to Zach Collins vs. Coastal Carolina, 10/11/08
*** Field Goal Attempts**5, Matt Sharpe vs. Charleston Southern, 10/11/03
5, Matt Sharpe vs. Coastal Carolina, 11/1/03
***Field Goals Made**4, Matt Sharpe vs. Gardner-Webb, 10/18/03
4, Matt Sharpe vs. Coastal Carolina, 11/1/03
Longest Field Goal Made.....53, Matt Sharpe vs. Coastal Carolina, 11/1/03
53, Barrett Way vs. Liberty, 11/6/04
*** Field Goal Percentage**100% (4-4), Matt Sharpe vs. Gardner-Webb, 10/18/03
100% (3-3) Barrett Way vs. Gardner-Webb, 10/22/05
*** Punt Returns**6, John Puvogel, vs. Austin Peay, 11/8/03

Single-Game (Team)

*** Field Goal Attempts**5, vs. Charleston Southern, 10/11/03
5, vs. Coastal Carolina, 11/1/03
*** Field Goals Made**4, vs. GWU, 10/18/03
4, vs. Coastal, 11/1/03
Longest Field Goal.....53, vs. Coastal, 11/1/03; 53, vs. Liberty, 11/6/04
*** Field Goal Percentage**100.0 (4-4), vs. Gardner-Webb, 10/18/03

Single-Season (Individual)

Most Rushing Yards (QB)1,266, Tim Maypray, 2008
Most Rushing Attempts (QB)195, Tim Maypray, 2008
Most Rushing Touchdowns (QB)12, Tim Maypray, 2008
Total Tackles144, Derik Screen, 2003
Assisted Tackles86, Justin Huggard, 2005
Field Goal Percentage.....84.6, Barrett Way (11-13), 2005

Single-Season (Team)

Most Rushing Yards.....3,932, 2008
Rushing Yards Per Game.....357.5, 2008
Rushing Attempts.....647, 2007
Rushing Yards Per Carry.....6.4, 2008
Yards Per Completion (Passing).....23.69, 2008
Yards Per Attempt (Passing).....9.92, 2008
Fewest Interceptions Thrown, Season3, 2006
***PAT Kicking Percentage**.....100.0% (15-15), 2004
Punt Returns, Season.....34, 2003
Average Time of Possession.....34:46, 2007
Fewest Sacks Allowed.....5, 2009

Career (Individual)

Rushing Yards (QB).....1,785, Tim Maypray, 2006-09
All-Purpose Yards6,129, Tim Maypray, 2006-09

Southern Conference Record Holders

Single-Game (Individual)

Most Rushing Attempts52, Tom Sowers vs. Davidson, 1968
*** Highest Field Goal Pct.**100%, (5-5) Craig Jones vs. William & Mary, 1977
*** Most Punts**13, Jim Bailey vs. West Virginia, 1969
*** Longest Run from Scrimmage**98 yards, Granville Amos vs. WV&M, 1964
*** Longest Interception Return**100 yards, Andy Tucker vs. Richmond, 1961

Single-Game (Team)

Most Rushing Attempts90, vs. East Tennessee State, 1990
*** Fewest Pass Completions Allowed**0 vs. Va. Tech, 1976
Fewest Yards Allowed Passing(-16), vs. Richmond, 1957

Single-Season (Individual)

Most Punts.....101, Jim Bailey, 1969
Highest Punting Average47.4, Brent Barth, 2002
Highest Yards/Catch (40 rec. minimum).....25.0, (45-1123) Mark Stock, 1986

Single-Season (Team)

*** Interceptions**28, 1959

Southern Conference Award Winners

Player of the Year

1957Bobby Jordan
 1960Howard Dyer

Coach of the Year

1957John McKenna
 1959John McKenna
 1962John McKenna
 1974Bob Thalman
 1981Bob Thalman
 2002Cal McCombs

Jacobs Blocking Trophy

1938Andy Trzeciak
 1940Billy Walker
 1960Lou Shuba
 1974Andy Dearman
 1979John Shuman
 1991Lorenzo Carpenter

Athlete of the Year

1953-54Johnny Mapp

Big South Conference Award Winners

Scholar-Athlete of the Year

2008Jacob Rochester

Conference Records

Southern Conference

Year	Record	Finish
1953	3-3-0	5th
1954	4-3-0	5th
1955	1-6-0	9th
1956	2-3-1	6th
1957	6-0-0	1st
1958	2-2-1	4th
1959	5-0-1	1st
1960	4-1-0	1st
1961	4-2-0	3rd
1962	6-0-0	1st
1963	3-1-2	3rd
1964	1-4-0	8th
1965	3-2-0	4th
1966	1-4-0	8th
1967	2-3-0	5th
1968	1-3-0	5th
1969	0-4-0	6th
1970	1-4-0	7th
1971	1-4-0	6th
1972	1-5-1	6th
1973	2-4-0	6th
1974	5-1-0	1st
1975	2-4-0	6th
1976	2-3-0	5th
1977	4-1-0	1st
1978	1-4-0	6th
1979	4-1-0	2nd
1980	1-4-1	6th
1981	3-1-1	2nd
1982	2-3-0	6th
1983	1-5-0	6th
1984	1-4-0	8th
1985	1-4-1	7th
1986	1-5-0	7th
1987	2-4-0	5th
1988	1-5-0	6th
1989	1-4-1	6th
1990	1-5-0	7th
1991	2-5-0	6th
1992	1-6	7th
1993	1-7	9th
1994	1-7	9th
1995	3-5	6th

19963-56th
 19970-89th
 19980-89th
 19990-89th
 20001-78th
 20011-78th
 20023-55th
VMI also tied for the Southern Conference Championship in 1951.

Big South Conference

Year	Record	Finish
2003	2-2	3rd
2004	0-4	5th
2005	2-2	T-3rd
2006	0-4	5th
2007	0-4	5th
2008	1-4	T-5th
2009	1-5	6th
2010	2-4	5th
2011	2-4	T-5th
2012	1-5	6th
2013	1-4	6th

The Big South records listed on this page are accurate through the 2013 season - The SoCon figures, however, are believed to be up to date entering the 2014 season.

Media Information

WORKING MEDIA

Press passes and parking permits will be supplied well in advance of the season to those media outlets regularly covering VMI football. All others are requested to call the Athletic Communications Office far enough in advance so that passes can be mailed. Complimentary passes are available upon request.

PHOTOGRAPHERS

Photographers will be granted field privileges, but must limit their work outside the 25-yard restrictions and no closer than six feet from the sidelines. Those holding passes or complimentary tickets will not be permitted in the press box unless covering the game.

PRESS BOX

All press, radio, PA, and statistical crews are located on the fourth floor of VMI's football building, Clarkson-McKenna Hall. Entrance is through the middle door located across from the concession stand behind the stadium. An elevator will take you to the fourth floor. Television and film crews will work from the top of the press box level, and TV broadcast talent will be located at a designated booth on the fourth floor.

RADIO

Two radio booths are available. One is reserved for the "official" visiting station. Two telephone lines are already installed for the visiting network's broadcast, and a tradeout agreement is desirable. Additional lines should be ordered through the VMI Athletic Communications office one month prior to the contest.

GAME INFORMATION

All media in the press box will be provided updated statistics on both teams, easy-to-read flip cards with accurate numbers and current depth charts, a souvenir program, and a buffet lunch. The view of the Blue Ridge Mountains is breathtaking. Score updates of other games around the country and in-game statistical updates are also provided.

AFTER THE GAME

A complete statistical game package will be available as soon as possible. The visiting team's locker room is located under the home team stands. Coach Woods' post-game press conference and individual player interviews will be on the third floor of the football building, one floor below the press box level. Coordinate all interview requests with VMI Athletic Communications.

IT'S VMI, PLEASE

When referring to our athletic teams, it is requested that members of the media refer to this institution as "VMI", or "Virginia Military Institute", not "Virginia Military", the cryptic "Va. Military" or V.M.I. Any help in using the correct moniker would be greatly appreciated.

KEYDET FOOTBALL ON THE WEB

Fans and media are encouraged to follow the team on the VMI athletic home page. Timely information on the football Keydets will be available to both media and fans alike. Included in the service will be schedules, rosters, stats and the latest notes on the team, as well as access to live radio and video game broadcasts. The VMI Keydets can be accessed on the world wide web at www.VMIKeydets.com.

INTERVIEW POLICY

Media members are reminded that all interview requests with VMI players, coaches and staff MUST go through the VMI Athletic Communications Office. Interviews are encouraged to be conducted Monday through Wednesday of game weeks.

INTERNET BROADCASTS

All VMI football game radio broadcasts can be heard on the internet at www.VMIKeydets.com. Listeners can go to the athletic home page and click on the link provided for audio streaming. All video streaming links, including for all home football games, can be accessed on www.VMIKeydets.com as well.



Wade Branner

Associate A.D./Athletic Communications

Coverage: Football, Basketball, Radio Network, Video Event Production



Brad Salois

Associate Athletic Communications Director

Coverage: Baseball, Men's/Women's Swimming and Diving, Women's Soccer, Cross Country, Indoor Track & Field, Outdoor Track & Field - Secondary Contact for Football and Basketball



John Stark

Assistant Athletic Communications Director

Coverage: Lacrosse, Wrestling, Rifle, Men's Soccer, Water Polo - Secondary Contact for Baseball

Key Pre-Season Dates...

July 23	SoCon Media Day
August 8	VMI Media Day
	Foster Stadium

How to reach VMI Athletic Communications...

Office Phone: (540) 464-7253

Office FAX: (540) 464-7583

Press Box Phone: (540) 464-7834

Web site: www.vmikeydets.com

Twitter: www.twitter.com/vmisid

Assoc. AD/Athletic Comm.

(FB Contact): Wade Branner

Office Phone: (540) 464-7515

Home Phone: (540) 463-5033

E-mail: BrannerWH@vmi.edu

Associate Director

(Secondary Contact): Brad Salois

Office Phone: (540) 464-7015

Cell Phone: (940) 642-9865

E-Mail: SaloisBJ@vmi.edu

Assistant Director: John Stark

Mailing Address

(USPS or Overnight service):

Virginia Military Institute
Sports Information Office
116 Smith Hall
Lexington, VA 24450

Directions to Alumni Memorial Field...

Most of our annual visitors know how to get to the Keydet home field, but for those who have never visited the city of Lexington, take note. Further details on general parking will be made available by the Institute office of Communications and Marketing as the season opener draws closer, while Athletic Communications will provide parking info to all applicable media as needed.

From the East, North, or South:

Follow I-81 to Exit 188 B toward Lexington (U.S. 60 west). Follow U.S. 60 west to Nelson Street into town. Turn right at the intersection of Nelson and Main Streets. Follow Main Street .5 mile to the stadium on the right.

From the West:

Follow I-64 East to Exit 55 (U.S. 11) and head south (right turn) toward Lexington. Follow U.S. 11 toward Lexington for .5 mile. Stay to the right across the Maury River Bridge and follow U.S. 11 Business for .3 mile. The stadium will be on your left.

VMI Football History & Traditions



THE OLD IS NEW AGAIN

2014-15 marks VMI's return to the Southern Conference after a 11-year stay in the Big South Conference. VMI was the oldest member in the Southern Conference and competed for the league crown for 78 years. VMI was admitted to the league in December, 1924 and captured seven league football crowns as a SoCon member. VMI won SoCon crowns in 1951, 1957, 1959, 1960, 1962, 1974 and 1977. The Keydets announced on June 1, 2013 that they would return to the Southern Conference for the 2014-15 year. All of VMI's sports except swimming and diving, rifle and water polo will now be under the SoCon umbrella.

KEYDETS AND KANGAROOS

No, the Keydet is not a kangaroo, although the term "Keydets" has been used over the years to refer to VMI's athletic teams and the kangaroo has become the established mascot.

The kangaroo was adopted as VMI's mascot in 1947 when two VMI cheerleaders saw a picture of a kangaroo on the front of the magazine and realized how uncommon the animal was as a mascot. The marsupial was originally named "TD Bound", but sometime later his identity changed to "Moe".

VMI is one of only four (University of Missouri-Kansas City, Austin College (Texas) and Akron) colleges across the nation to have a kangaroo as a mascot, and only one of three schools among NCAA Division I institutions. The University of Akron's "Zippy" and UMKC's "Kasey Kangaroo" join "Moe" as the only kangaroos in the Division I ranks.

The source and/or meaning of the nickname "Keydets" is not as easy to find. The term began to catch on in the mid 1930's - prior to that time, the football team was referred to as "The Flying Squadron". A popular, but unproven, explanation of the word "Keydet" is that due to the Southern drawl of some of the members of the Corps of Cadets, the common term cadet was transformed into Keydets. There are, of course

many other possibilities. Regardless of which explanation is correct, the word "Keydet" like kangaroo, will continue to identify VMI's athletic teams.

LITTLE JOHN

The loud and thunderous booms that permeate the confines of Alumni Memorial Field on gameday Saturdays come from Little John, II, the Corps' own cannon. The present cannon used made its first appearance in September 1958, replacing the original Little John, which was retired to the VMI museum after the undefeated football season of 1957.

The cannon presently used was designed by the late Col. Cary S. Tucker of the VMI faculty and is a three-fifths scale replica of a 1750 howitzer used in the Revolutionary War. It has a 20-inch barrel, which is adorned at the top by a shield from a cadet shako.

The cannon is fired when the Keydets take the field, after a VMI score, and at the end of each quarter of play.

THE 12TH MAN

Few football playing institutions can boast 100 percent attendance of its student body at every home game. At VMI, the 1,500 member Corps of Cadets is present to support the Keydets for every contest at Alumni Memorial Field - from the opening kickoff to the final gun.

Approximately 45 minutes before kickoff on home game Saturdays, the Corps forms in front of barracks for the traditional pre-game march-down to Alumni Memorial Field.

THE SOUTH'S FIRST

The first known football game to have been played in the south took place in 1873 between VMI and next-door neighbor Washington and Lee. The contest, played under different rules than conventional modern day football, was played on the VMI Parade Ground with 50 players a



VMI and The Citadel resumed their series, the battle for the Silver Shako, in 2011. The trophy is awarded to the winner of the game - known as "The Military Classic of the South."

side and won by Washington and Lee, 4-2.

VMI did not officially recognize football as an intercollegiate sport until 1891, but many games had been played by cadet squads before that time.

KEYDETS IN THE PROS

Twelve former VMI football players have risen to the professional ranks. The first was Bosh Pritchard "the Hopewell Hurricane" who played for the Philadelphia Eagles and New York Giants between the 1942 and 1951 seasons. The three most recent VMI football alumni to play professionally were Mark Stock, who played wide receiver for Pittsburgh, Washington and Indianapolis between 1989 and 1996, two-time All-American Thomas Haskins, VMI's all-time leading rusher, who played five seasons with the Montreal Alouettes of the Canadian Football League and Tim Maypray, who donned Montreal's uniform in 2010 and 2011.

Bobby Ross, who captained the 1959 VMI football team, distinguished himself as a coach in both the collegiate and professional ranks, served head coach of the San Diego Chargers and Detroit Lions, guiding the former to Super Bowl XXIX at the conclusion of the 1994. At the collegiate level, he coached The Citadel, University of Maryland, Army and Georgia Tech, winning a share of the 1990 national title at the latter.

TWO UNDEFEATED TEAMS

VMI has fielded two undefeated teams in its 114-year old football history.

The 1920 football squad, the "Flying Squadron" under coach Blandy Clarkson, is VMI's only undefeated and untied team. In 1920, VMI posted six shutouts on the year and tore through the likes of Virginia, North Carolina, and a highly rated Pennsylvania squad coached by the legendary John Heisman. The team outscored its opposition 431-20.

The 1957 squad under Coach John McKenna went 9-0-1, captured the Southern Conference championship, and attained a ranking as high as

13th in the nation before finishing at 20th in the final Associated Press poll. The team was also extended an invitation to play in the Sun Bowl.

Clarkson-McKenna Hall, the football building adjacent to Alumni Memorial Field, honors both coaches by bearing their names at the front entrance. The facility was dedicated in 1990.

RHODES SCHOLARS

Two VMI football players have earned the distinction of being Rhodes Scholars. Lee D. Badgett was selected in 1961, and Robert C. Randolph was named in 1967. Overall, four VMI athletes have been selected Rhodes Scholars including former VMI super-

intendent Josiah Bunting, III, a former swimmer from the class of 1963.

ALUMNI MEMORIAL FIELD AT FOSTER STADIUM

The home field of the Keydets was dedicated on October 15, 1921 in a game against the University of Virginia. In 1962, stands were constructed on the south side of the stadium, bringing total capacity to 10,000. The largest crowd to witness a game in the facility was an overflow gathering that saw VMI take on Navy on September 15, 1973. The facility received a major refurbishing in 2006 as part of the Foster Stadium improvements.

FAMOUS ALUMNI PLAYED FOOTBALL

General George C. Marshall, VMI's most distinguished alumnus and class of 1901, played left tackle on the varsity football team. Serving his country as both a soldier and statesman, Marshall rose to the rank of General of the Army and Chief of Staff during World War II, and his post-war achievements included ambassador to China, Secretary of Defense, Secretary of State, and the architect of the Marshall Plan. In 1953, General Marshall received the Nobel Prize for Peace.

SCHOOL COLORS

VMI's school colors are derived from the three colors that symbolized the three prominent branches of the United States Army. Dr. J.H. Campbell, a resident of Lexington and a distinguished graduate of the Institute, is credited with drawing on the significance of these colors and in 1886, wrote "Let red represent the Artillery, White the Infantry, and Yellow the Cavalry." The colors were gradually adopted for the athletic teams into the next century.

