

Table of Contents

Introduction

Table of Contents	I
Quick Facts, Credits	2
Gray-Minor Stadium	3-4

Coaching And Support Staff

Head Coach Marlin Ikenberry	5-6
Assistant Coaches	7-8
Support Staff	8

The 2014 Keydets/2013 Recaps

2014 Season Preview	9-10
2014 Roster Information	11-12
2014 Schedule	13
Player Profiles	14-28
2013 Statistics	29-37
2013 Notes and Honors	37-38

VMI History & Records

Record Versus Opponents	39
Series Versus 2014 Opponents	40-42
Drafted Keydets	42
VMI In The Postseason	43-44
Coaching History & Year-By-Year Records ..	45
Single-Game Records	46
Single Season Records	47-49
Career Leaders	50-51
Keydet Honors & Awards	52-53
When Was The Last Time... ..	54
All-Time Roster (1963-2013)	55-56
All-Time Results	57-67
Media Information	68

Quick Facts



The 2014 VMI Baseball Season Fact Book is published by the VMI Athletic Communications Office. The publication has been prepared to assist the media in covering VMI Baseball during the 2014 season.

For additional information, the media may contact the VMI Athletic Communications Office, 116 Smith Hall, Lexington, VA 24450. The office may also be reached via telephone at (540) 464-7253, or via fax at (540) 464-7583. Media are welcome to request a copy of the book by contacting the Athletic Communications office and providing a mailing address; however, while the book can be viewed and printed online, we regret we cannot make copies available to the general public via our office.

Credits: The 2014 VMI Baseball Fact Book was written and edited by Brad Salois, Associate Athletic Communications Director. Editorial assistance by Wade Branner, Associate AD/Athletic Communications and John Stark, Assistant Athletic Comm. Director. Special assistance by John Stark.

Photography: Chuck Steenburgh '86, Jeremy Leadbetter, Bill McClure '66, Glenn Gaston, Shannon Ikenberry, Robert Lineberg, Paul Ackerman '93, The Observer Reporter, BigSouthPhotos.com, Brad Salois and Kevin Remington. Matt Winn and Reed Garrett are pictured above.

GENERAL

Name of School Virginia Military Institute (VMI)
City/Zip Lexington, Va. 24450
Founded 1839
Enrollment 1,650
Nickname/Mascot Keydets/Moe (Kangaroo)
School Colors Red, Yellow & White
Home Field Gray-Minor Stadium
Affiliation NCAA Division I
Conference Big South
Superintendent Gen. J.H. Binford Peay III '62
Athletic Director Dave Diles (Ohio '83)
Ticket Department Phone 540-464-7266

COACHING STAFF

Head Coach Marlin Ikenberry (VMI '95)
Record at VMI 257-284-1 (10 Seasons)
Overall Record Same
Email Address lkenberrymm@vmi.edu
Office Phone 540-464-7609
Office Fax 540-464-7790
Assoc. Head Coach/Recruiting Coord. . Jonathan Hadra (VMI '04)
Email Address hadraje@vmi.edu
Assistant Coach Travis Beazley (Randolph-Macon '06)
Email Address beazleytj@vmi.edu
Volunteer Assistant Mike Roberts (VMI '09)
Student Assistant Michael Donovan
Strength & Conditioning Jimmy Whitten (Virginia Tech '90)
Athletic Trainer Zack Johnson (Hope College '12)

STADIUM INFORMATION

Home Field Gray-Minor Stadium
Capacity 1,400
Field Dimensions LF-325, CF-390; RF-335
Alleys LC-365, RC-375
Surface Natural Grass
GPS Address 300 Anderson Dr.
..... Lexington, Va. 24450

TEAM INFORMATION

2013 Overall Record 20-35 (6-18 Big South)
Home 13-16
Away 7-19
Neutral 0-0
Postseason None
Lettermen Returning/Lost 24/7
Position Starters Returning/Lost 7/2
Pitchers Returning/Lost 11/5
Newcomers 9

ATHLETIC COMMUNICATIONS

Associate A.D./Athletic Communications Wade Branner
Associate Ath. Comm. Director (Contact) Brad Salois
Office Phone 540-464-7015
Cell Phone 940-642-9865
Email saloisbj@vmi.edu
Assistant Athletic Comm. Director John Stark
Mailing Address 116 Smith Hall; Lexington, Va. 24450
Website www.vmikeydets.com
Radio Play-By-Play Wade Branner; Brad Salois
Radio Broadcasts on the Web www.vmikeydets.com



Gray-Minor Stadium

The Home of VMI Baseball

Patchin Field Year-By-Year Records

19888-5	20018-15
198910-6	20028-17
19907-8	200315-5
19911-14-1	200418-12
19926-15	200519-8
199315-13	200624-8
199415-6	200723-7
199511-12	200821-14
199612-9	200911-13
19978-17	201021-13
19989-15	201115-9
199914-10	201214-14
20008-15	201313-16

About Gray-Minor Stadium/ Patchin Field

DedicatedApril 5, 1988
SurfaceNatural Grass
Capacity1,400
Dimensions	
Left Field325 ft.
Left-Center365 ft.
Center Field395 ft.
Right-Center375 ft.
Right Field335 ft.
Fence Height15 ft.

With the opening of Gray-Minor Stadium in February 2007, VMI Baseball enjoys one of the best collegiate baseball facilities in the region. With seating for over 1,400 fans, covered batting cages, a state-of-the-art scoreboard with video board and a first-class press box, Gray-Minor Stadium lives up to the legacies of two of the most successful VMI Baseball alums to ever wear the Red, Yellow and White.

Gray-Minor Stadium, named after Senator Elmon T. Gray '46 and Gil Minor '63, became the home of the VMI Baseball program in 2007, and the Keydets did their best to celebrate the new era, going 23-7 at home with several historic wins, including a 5-2 win over #3 Virginia.

In addition to features such as 700 chair-back seats, rebuilt dugouts, professional scout and hand-capped seating behind home plate, a concessions stand and large restrooms, Gray-Minor Stadium also gives the Keydets an opportunity to host the program's first night games. Once again, VMI made the most of this new feature, going 7-2 in 2007 under the Lexington lights.

The construction of the stadium came just five years after a complete renovation of the playing surface itself, as both the infield and outfield surfaces were revamped. Also as a part of the Gray-Minor construction, the field received yet another upgrade, as new fencing was installed, raising the fence height to 15 feet around the entire outfield. In 2011, upgrades included padding along the outfield wall and additional upgrades made to batting cages.

Gray-Minor Stadium completes an upgrade of the program's facilities that began in August of 2003, when construction on Paulette Hall, formerly the Patchin Field Locker Room Complex commenced. Along with the improvements and additional square footage, the locker rooms were fitted with audio and visual equipment. The funding for the project, estimated at \$1.1 million, was donated by Bill Paulette '69, Minor '63, Senator Gray '46, and the Keydet Club. Paulette Hall was constructed by Paulette's general contracting company, KBS, and was dedicated along with Gray-Minor Stadium on Mar. 27, 2007.




A trio of former VMI catchers, as the late Senator Elmon Gray '46 (left) and Gil Minor '63 (right) pose with VMI head coach Marlin Ikenberry '95.

Gray-Minor Stadium



Bill Paulette '69 throws the ceremonial first pitch to Gil Minor '63 behind the plate as Senator Elmon Gray '46 bats at the Dedication Game for Gray-Minor Stadium on March 27, 2007. The Keydets defeat VCU 5-3 in front of 1,046 fans.



Trey Barham delivers the first pitch ever thrown at Gray-Minor Stadium, as the Keydets take down Bucknell 10-2 on Feb. 20, 2007

Gray-Minor Stadium Firsts

Game: VMI vs. Bucknell, 2/20/07
 Game Result: VMI 10, Bucknell 2
 Pitch: Trey Barham (VMI), 2/20/07
 at 3:07 p.m. (Ball High)
 Batter: Dane Grandizio (Bucknell), 2/20/07
 Strikeout: Austin Turban (Bucknell), 2/20/07
 by Trey Barham (VMI)
 Baserunner: .Robert Crumpler (VMI), HBP, 2/20/07
 Hit: A.J. Yoder (Bucknell), 2/20/07
 Single: Jason Buursma (Bucknell), 2/20/07
 Double: A.J. Yoder (VMI), 2/20/07
 Triple: Adam Tussey (Rider), 3/3/07
 Home Run: Thane Smith (VMI), 3/20/07
 Walk: Chris Pieper (Bucknell), 2/20/07
 by Trey Barham (VMI)
 Stolen Base: Brian Sandridge (VMI), 2/20/07
 Run Scored: ... Jason Buursma (Bucknell), 2/20/07
 RBI: Dustin Kapson (Bucknell), 2/20/07
 Error: Dustin Kapson (Bucknell), 2/20/07
 Shutout: ... VMI 21, Maryland-East. Shore 0, 3/10/07
 Weekend Sweep: VMI against Rider, 3/2-4/07
 VMI Win over Ranked Opponent:
 VMI 5, #3 Virginia 2, 4/3/07
 Big South Game Result:
 VMI 6, High Point 3, 4/6/07
 Big South Series Result:
 VMI 2 of 3 games vs. High Point, 4/6-7/07
 Postseason Game: #6 Radford 3, #7 VMI 1
 Big South Tournament Play-In Game, 5/24/11
 No-Hitter Anthony Meo, CCU (5/25/11)
 Big South Tournament First Rd. vs. Radford



Members of the corps take in a night game at Gray-Minor Stadium.



A packed Gray-Minor Stadium crowd cheers on the Keydets as they defeat #1 Virginia 12-3 (Apr. 14, 2010), a game that is believed to be VMI Athletics' first win over a top-ranked opponent in any sport.



An afternoon at Gray-Minor Stadium.



Gray-Minor Stadium at night.



Head Coach Marlin Ikenberry

VMI '95 ♦ 11th Season ♦ 257 Career Wins

Winningest Coach In Program History

Head baseball coach Marlin Ikenberry, the winningest coach in VMI history, completed a decade at the Institute with the conclusion of the 2013 season. It was a historic season, as outfielder Rob Dickinson chased .400 throughout the spring before coming up just one hit shy and going on to become VMI's first conference player of the year in baseball. Ikenberry protege Matt Winn also had a banner year, becoming one of the top defensive catchers in the region, earning Second Team All-Big South honors and becoming Dickinson's protection in the lineup for the final two months of the season. The Keydets also took 2 of 3 from VCU, and dating back to 2012, had taken 3 of 4 from the Rams at one point - That nearly matched the total number of VMI wins over VCU in series history entering that stretch, a series dating back to the mid-70's. In 2012, the highlights of the year included a season-ending win over VCU at the Diamond, as well as outfielder Jacob Morley earning

Second Team All-Big South laurels and Coby Cowgill and Adam Lopez being selected in June's MLB draft. That was the seventh straight year the Keydets had at least one player chosen in the draft.

In 2011, Ikenberry won his 200th career game on March 5 against Bucknell, and closed the season with 221 career victories. That total is the fifth-most in Big South history, and makes him the winningest coach not only in VMI baseball annals, but in the history of the Institute. VMI would go on to post a winning season for the fifth time in seven years, expanding the best run in program history. Two of those wins broke long skids, as VMI defeated William & Mary in Williamsburg for the first time since 1996, and also beat James Madison in Harrisonburg for the first time since the 1976 campaign. The Keydets also hosted the first postseason baseball games in Institute history, welcoming the 2011 Big South Baseball Championship to Gray-Minor Stadium.

The historic season saw Sam Roberts be named a semifinalist for the Brooks Wallace Award, given to the nation's top shortstop, as he completed a year that saw him finish in VMI's career top-10 in 12 different categories. That included finishing first in hits, walks and runs scored, and his strong 2011 campaign saw Roberts be one of two Keydets named First Team All-Big South, joining catcher Alex Haisuka. That marked the first time since 2005 that VMI had posted multiple players on the Big South's First Team. Roberts went on to be taken in the 26th round of the MLB draft by Oakland. Outfielder Graham Sullivan, meanwhile, led the team in hitting and cracked the program's top-10 list in hits, batting average and total bases en route to Second Team All-Conference laurels. As a whole, the squad posted its fifth-best batting average ever and had the sixth-most hits in program history. On the mound, the team posted its fourth-lowest ERA in the aluminum bat era (4.61), as well as the fourth-most strikeouts (377), second-most saves (15) and tied for the second-most shutouts in school history (4).

Ikenberry became the Institute's head baseball coach on July 22, 2003, after former head coach (and current Yankee hitting coordinator) Tom Slater '90 departed VMI to accept a coaching position at the University of Florida. Ikenberry, who had been Slater's recruiting coordinator and top assistant for three years prior to the promotion, saw immediate strong results. After winning 23 games in his first year and 27 contests in his second season, historic ground was broken in 2006, when the Keydets won 30 games for the first time in program history, while also marking the first time in 41 years that the program posted a winning record. That success continued in 2007, as Ikenberry guided his squad to a 34-21 record, knocking off a pair teams ranked in the top 10 nationally for the first time in program history. As a result, VMI Baseball earned its first-ever national ranking, being tabbed 30th in the country by Collegiate Baseball in back-to-back weeks while also receiving votes in the Writers' Poll.

2008 saw another near-30 win season, as VMI won 29 games and saw pitchers Michael Bowman and Trey Barham selected in the MLB draft. 2009, despite being a down year overall, did bring about VMI's first win in the Big South Championship, as #8 VMI defeated #5 Gardner-Webb in one of the tournament's play-in games. Left-handed pitcher Travis Smink was drafted by the Houston Astros at the conclusion of that season, while 2010 saw perhaps VMI's most notable regular season athletic win, a 12-3 win over then-#1 Virginia at Gray-Minor Stadium on April 14. It was the first Keydet win over a top-ranked opponent in Institute history.

During his time at VMI, Ikenberry has been responsible for the signing of three Louisville Slugger Freshman All-Americans, a Southern Conference Freshman of the Year, five Big South First-Team All-Conference selections, the 2010 Big South Freshman of the Year and a 2003 All-SoCon Tournament player. He also accepted Dickinson initially as a walk-on from his alma mater, Douglas Freeman High School in Richmond. The team has also posted 17 all-conference selections. Ikenberry, 40, served as VMI's recruiting coordinator and pitching and catching coach in 2003 and was vital in the staff's remarkable improvement that season. Working closely with the Keydet pitchers and catchers, Ikenberry helped guide the pitching staff to an improvement of nearly two runs in team earned run average from the previous season.

A 1995 graduate of VMI, Ikenberry played for the Keydets and was recruited by VMI Hall of Famer Chris Finwood '88, now head coach at Old Dominion. Ikenberry returned to his alma mater in the summer of 2000 after spending three years at the College of William and Mary as an assistant coach and recruiting coordinator. While in Williamsburg, Ikenberry recruited two high school All-Americans and freshman All-Americans. In 2000, the Tribe of William and Mary finished with a school record 32 wins and placed third in the Colonial Athletic Association Tournament, followed by a CAA title and NCAA Regional berth the following year. During his time in Williamsburg, Ikenberry coached Major Leaguer Brendan Harris and recruited Major Leaguer Chris Ray. During his coaching career, Ikenberry has helped guide 30 players onto professional careers in baseball. In recent years, Ikenberry was instrumental in the development of pitchers Barham, Bowman, Smink, Cowgill, Lopez, Corey Bachman, Duke Acors, Jeremy Harper, Phil Hendrix and J.J. Hollenbeck as well as catchers Andy Barden and Mike Roberts and infielders Matt Smith, Chad Rice, Kelly Sweppenhiser, Tanner Biagini, Jordan Ballard and most recently, Sam Roberts.

As a cadet, Ikenberry was a four-year starting catcher for the Keydets. While playing, he developed a reputation for his excellent defensive skills and his handling of the pitching staff. He also caught for former VMI and major league pitcher Ryan Glynn. He played on VMI's 1993 squad that advanced to the Southern Conference Championship game and ranked third in the nation in defense. In 1994, he helped the Keydets in setting a then school record for wins along with a third place finish in the Southern Conference Tournament.

While playing, he developed a reputation for his excellent defensive skills and his handling of the pitching staff. He also caught for former VMI and major league pitcher Ryan Glynn. He played on VMI's 1993 squad that advanced to the Southern Conference Championship game and ranked third in the nation in defense. In 1994, he helped the Keydets in setting a then school record for wins along with a third place finish in the Southern Conference Tournament.

A native of Richmond, Va., Ikenberry has two brothers who both attended VMI. Twin brother Merlin Ikenberry was a teammate as a pitcher and designated hitter while his oldest brother Steve Ikenberry is an alum of the class of 1980. He married the former Shannon Marshall in August 2000, and their son, Owen, was born in November 2010.

Winningest Keydet Baseball Coaches

By Wins

1. Marlin Ikenberry (2004-Present)	257
2. Scott Gines (1995-2000)	104
3. Donny White (1974, 1982-87)	91
4. Chris Finwood (1992-94)	52
5. Charlie McGinnis (1962-65)	48



Marlin, Shannon and Owen Ikenberry with Moe

What They're Saying about Marlin Ikenberry

"Playing for Coach Ike was a tremendous and unforgettable experience. Under his direction, I not only matured as a cadet and baseball player, but also as a leader and a man. If I was able to do it all over again, I would choose my unique VMI experience every time, due to Coach Ikenberry." - J.J. Hollenbeck

"Coach Ike developed the committed, disciplined, and competitive person I am today. Learning how to play the game of baseball the right way with an optimistic attitude and a competitive drive for everyday made me a better ball player, but most of all, a more well-rounded individual." - Travis Smink

"Coach Ikenberry has done a wonderful job at VMI, because he has the energy and passion needed to be successful at this level. He is one of the best recruiters in the state, and he is a coach that a parent can trust." - Sam Roberts

"Coach Ikenberry is one of the best, most enthusiastic coaches I've ever played for. He knows the game of baseball and knows what it takes to win at a high level. More importantly though, he's also one of the best people I've ever met." - Mike Roberts

The Ikenberry File

Education

- Douglas Freeman High School (1991)
- Virginia Military Institute (1995-B.S.)

Coaching Experience

- Assistant Coach, William & Mary (1998-2000)
- Assistant Coach, Virginia Military Institute (2000-03)
- Head Coach, Virginia Military Institute (2003-Present)

Personal

- Born: February 23, 1973 in Richmond, Va.
- Wife: Shannon, married August 12, 2000
- Son: Owen, born November 19, 2010

Year-By-Year Record

1992	VMI	11-39	Starting Catcher
1993	VMI	20-29#	Starting Catcher
1994	VMI	21-29*	Starting Catcher
1995	VMI	19-28	Starting Catcher
1998	W&M	24-28	Assistant Coach
1999	W&M	29-24	Assistant Coach
2000	W&M	32-25*	Assistant Coach
2001	VMI	15-32	Assistant Coach
2002	VMI	10-41	Assistant Coach
2003	VMI	25-27*	Assistant Coach
2004	VMI	23-32	Head Coach
2005	VMI	27-28*	Head Coach
2006	VMI	30-25*	Head Coach
2007	VMI	34-21*	Head Coach
2008	VMI	29-26	Head Coach
2009	VMI	18-35	Head Coach
2010	VMI	33-22	Head Coach
2011	VMI	27-24-1	Head Coach
2012	VMI	16-36	Head Coach
2013	VMI	20-35	Head Coach
257-284-1			Head Coaching Career

Record

*- Broke School Record for Wins

#- Tied School Record for Wins

Ikenberry Facts

• Has coached VMI to several landmark victories, including 2010's 12-3 win over #1 Virginia at Gray-Minor Stadium, believed to be VMI Athletics' first win over a top-ranked team in any sport. The Keydets have also notched a pair of additional wins against top-10 opponents (both coming in 2007) under Ikenberry, knocking off #3 Virginia and #10 Auburn. Ikenberry has also led VMI to series wins against both Florida and Auburn, the program's first-ever series victories versus SEC opponents.

• Has been a part of five of the last six teams to break the VMI season wins mark. In 1994, was a senior starting catcher on the team that won 21 games; was an assistant on the 2003 team that achieved 24 wins; and was the head coach of the 2005 27-win team, the 2006 30-win squad and 2007's 34-win campaign. He was also an assistant on the 2000 William & Mary team that achieved a school-record 32 victories.

• Needed less than four seasons to become the winningest coach in program history, winning his 105th game on April 13, 2007, a 13-0 win over Coppin State. In 2011, he became the first VMI coach in any sport to reach 200 wins with a March 5 victory over Bucknell.

• Starting catcher on the 1993 VMI team that made the Southern Conference Championship game before falling to Western Carolina.

Associate Head Coach Jonathan Hadra

Fifth Season ♦ VMI '04

Jonathan Hadra, a four-year letterman and 2004 graduate of VMI, completed his fourth season of his second tour with VMI in 2013. Hadra works with the infielders and hitters, and in 2011, added recruiting coordinator to those duties.

In 2013, Hadra saw one of his hitters, Rob Dickinson, post one of the best offensive seasons by a Keydet in recent memory: Dickinson hit .399 and earned Big South Player of the Year honors, becoming the first Keydet to ever earn a conference POTY award. Dickinson was also First Team All-Atlantic Region (American Baseball Coaches Association) becoming the first Keydet to accomplish that, and also Second Team All-ECAC. Hadra also saw Matt Winn earn Second Team All-Big South honors with a breakout offensive campaign, and added third baseman Ray Lopez to his infield, and at times, worked with a quartet containing only freshmen and sophomores. He also tutored Will Connerley at first base, while Connerley led the team in games started there and committed just two errors.

2012 had Hadra protege Jacob Morley enter VMI's all-time top-10 in five different offensive categories and earn Second Team All-Big South honors, while George Piccirilli was the Second Team VaSID Designated Hitter.

2011 saw shortstop Sam Roberts named a semifinalist for the Brooks Wallace Award, presented to the nation's top shortstop, while Roberts also finished his career in VMI's top-10 in twelve different categories. That included being the Keydet record holder in hits, walks and runs scored, and he went on to be a 26th-round draft pick of the Oakland A's. Outfielder Graham Sullivan cracked the program's career top-10 list in hits, total bases and batting average, and paced the club in hitting during the season (.358), while catcher Alex Hartsuka joined Roberts as a All-Big South First Team honoree, marking the first time since 2005 that the Keydets had two players earn First Team All-Conference honors. As a whole, the team posted its fifth-highest batting average in program history (.300).

The 2010 season was a banner year for Hadra's proteges, as not only did the offense break nine school records, including batting average, home runs and total bases, but the team posted the third-best fielding percentage in VMI history. Then-junior Sam Roberts was a quarterfinalist for the Brooks Wallace Award, presented to the nation's top shortstop, while his fellow infielders Jordan Ballard and Cory Spangenberg also had banner years under Hadra's tutelage. Ballard hit 18 home runs, claimed the career VMI record in that category (41) and was a 33rd-round draft pick of the Colorado Rockies. Spangenberg earned three Freshman All-American honors, was the Big South Freshman of the Year and ranked in the top-10 in the conference in seven different categories.


Hadra, who spent the 2009 season at Bradley, brought five years of coaching experience back to Lexington. Upon his graduation, Hadra coached with VMI in 2005 before working three years at Western Kentucky under VMI graduate Chris Finwood, where he helped the Hilltoppers to a berth in the 2008 NCAA Regionals after capturing the Sun Belt Conference Tournament.

At Bradley, Hadra worked to bring in a freshman class of 16 that was named one of the top recruiting classes in the nation by Collegiate Baseball. Included in the haul were a pair of Junior College All-Americans, a High School All-American and three players that were drafted by MLB clubs. Prior to his stint in Peoria, Hadra worked for three seasons at WKU. During that time, he oversaw outfield instruction, base running and bunting while coaching first base. In 2008, the Hilltoppers were picked seventh in the league's preseason poll, yet made just the third NCAA Tournament appearance in program history after capturing the conference tournament championship. Also that season, the WKU defense ranked third in the nation with a .976 team fielding percentage.

Before joining Finwood's staff in 2005, Hadra spent one season as an assistant coach at VMI. That season, the Keydets broke the school record for wins and knocked off a ranked opponent for the second straight year (#21 Coastal Carolina, 3-2), as Hadra worked with outfielders and assisted instruction in base running, bunting and positional defense.

As a cadet, Hadra was a four-year letterman who graduated with a degree in Economics and Business. Hadra served as team captain his senior year and helped the Keydets break the school record for wins during his junior season. His sophomore season, meanwhile, saw VMI finish with a 16-14 mark in the Southern Conference, breaking the program standard for most conference wins.

Hadra is married to the former Allison Toth, and the couple has a three-year old son, Colton. Their second child, daughter Kennedy, was born in February of 2013.



Associate Head Coach Jonathan Hadra, wife Allison, son Colton and daughter Kennedy (top)



Pitching Coach Travis Beazley (bottom)



Assistant Coach Travis Beazley

Third Season ♦ Randolph-Macon '06

Travis Beazley, former Boston Red Sox minor leaguer and Randolph-Macon assistant coach, recently completed his second year, 2013, as the VMI pitching coach. The rotation took the pitching headline efforts, as Connor Bach ranked in the Big South's top 10 in opponent batting average (.207) and ERA (2.81) while developing into VMI's Friday starter, while Reed Garrett and T.J. Lighton each earned a Big South Pitcher of the Week nod for a complete game shutout, with Lighton's marking the first time VMI had blanked Virginia Tech since April of 1962.


In 2012, Beazley's staff saw strong efforts from the bullpen, with closer John Garrett saving six of VMI's 16 wins, while setup man Reed Garrett allowed three earned runs over his final 18 games. The pitching squad also saw two players drafted, as junior Coby Cowgill (23rd round, Texas) and senior Adam Lopez (21st round, Chicago White Sox) was tabbed in June's MLB draft.

Beazley joined VMI in August of 2011, after spending a year as an assistant at Randolph-Macon, during which time he worked with the pitchers, infielders and hitters for the 2011 ODAC Champions and NCAA Regional participants. He also oversaw the program's recruiting and strength and conditioning, as well as the squad's academic progress.

Prior to his year as a full-time assistant at RMC, Beazley spent most of three seasons in the Boston Red Sox farm system after being selected in the 38th round of the 2006 MLB Draft. He pitched 370 total innings in his career, and led the Boston minor league system in wins and innings pitched during the 2007 season. While pitching for the Red Sox, he spent his fall seasons as a volunteer coach at RMC, working specifically with the pitchers and infielders.

Beazley graduated from Randolph-Macon in 2006, after a standout collegiate career. His 2006 season earned him a litany of awards, including a Second Team All-American Selection, the ODAC Pitcher of the Year honor and the ABCA/Rawlings Division III South Region Pitcher of the Year award. He was also an ESPN the Magazine/CoSIDA First Team All-District All-Academic Selection in 2006, and was a four-year Presidential Scholarship recipient.

Beazley is also a former American Legion Assistant Coach, and has worked camps for VCU, Richmond and Clemson in past years. He is a native of Beaverdam, Va. and a graduate of Patrick Henry High School.



Volunteer Assistant Mike Roberts

Second Season ♦ VMI '09

2013 marked the first full season as VMI's volunteer assistant coach for former Keydet catcher Mike Roberts. Roberts worked primarily with the catchers, including Second Team All-Big South honoree Matt Winn, and the baserunners, including outfielder Brandon Angus, who had the eighth-most stolen bases in a single season in Keydet history. He also assisted with outfield work on game days and fulfilled a variety of other roles throughout the season.

Roberts joined the VMI coaching staff for his first post-graduate collegiate coaching role in August of 2012, following a professional career with the Milwaukee Brewer organization, a career that began after being drafted in 2008. Roberts hit .270 with Helena in rookie ball that year and would go on to spend the majority of the following three seasons with the Brevard County Manatees in the Florida State League (Class A). He returned to spring training with the organization this year and played in extended spring training, including at least one appearance against his brother Sam Roberts '11, a former VMI teammate and current member of the Oakland organization.

The former Keydet catcher returned to VMI in the fall of both 2010 and 2011, serving as a student assistant coach while completing his degree.

As of December 2013, Roberts is engaged to Kathryn L. Nash of Blackstone, Va.



Student Assistant Michael Donovan



Volunteer Assistant Mike Roberts advises Jordan Tarsovich

Baseball SID Brad Salois

Sixth Year at VMI ♦ Liberty '07

Brad Salois joined the Athletic Communications office in January of 2008 as an assistant in the Sports Information office, and was then promoted to Associate Athletic Communications Director in the summer of 2010. Salois is the SID for baseball, women's soccer, swimming and diving and all disciplines of track and field/cross country. In addition, he serves as the secondary contact for football and basketball, including occasional radio roles for Keydet hoops.

During the 2012-13 academic year, Salois was the project leader of the redesign and relaunch of VMIKeydets.com, the site's first overhaul in some four years. He also handled publicity for VMI's first baseball conference player of the year, outfielder Rob Dickinson, and expanded his broadcasting role by doing play by play for approximately seven away baseball games, an increase from the previous year's total. Salois also, for the second straight year, represented VMI basketball at the All-Military Classic, calling both games on local radio for the second straight season, and made his second consecutive trip to the NCAA East Preliminary Round track meet to cover Andrey Dmitriev's competition.

Salois graduated from Liberty in 2007 with a B.S. in Sport Management.



Athletic Trainer Zach Johnson

First Season ♦ Hope College '12

Strength Coach Jimmy Whitten

10th Season ♦ Virginia Tech '90

Jimmy Whitten is in his 10th year as VMI Associate Head Strength and Conditioning Coach, where he has made a positive impact on the program.

Whitten came from East Carolina University in August 2004, where he was Director of Strength and Conditioning.


While at ECU, Whitten implemented the strength and conditioning programs for Pirate Football and Men's Basketball for three years. He also headed up the strength programs for the Pirate Baseball, Softball, Men's Track, Men's and Women's Soccer, and Swimming teams.

Prior to his ECU tenure, Whitten was head strength and conditioning coach for UNC Charlotte from July, 1999, to February, 2001. He was also assistant strength and conditioning coach at his alma mater, Virginia Tech, for two years after serving as a graduate assistant in the program for two years.

He was a defensive end standout for the Hokies and was named the team's Co-MVP as well as most valuable defensive lineman in 1990. He also held the Captain's Award for Hokie Football in 1990.

Whitten earned a Bachelor of Science in Education at Virginia Tech in 1991 and earned a Masters of Arts in Counseling Education at Virginia Tech in 1996. Whitten is a member of the Collegiate Strength and Conditioning Coaches Association and National Strength and Conditioning Association.

A native of Danville, Va., Whitten and his wife, Eileen, have two children - daughter Mandolin, and son Luke.



After going 20-35 last season, VMI baseball readies for 2014 with five positional starters returning from the 2013 campaign, including team leaders Matt Winn and Jordan Tarsoovich. The Keydets are expected to have four redshirt juniors, but no seniors, in their starting lineup to complement a pitching staff that lost just two regular performers from the 2013 campaign. The hurlers that return include senior Connor Bach, who ranked eighth in the Big South in ERA, and redshirt seniors Travis Thomas and Miles McQuaig, expected to anchor the bullpen.

Once again, the Keydets will open with a stiff challenge, traveling to UNC Wilmington the first weekend of the season to participate in a tournament that includes the host Seahawks and Kentucky, both of whom have garnered national attention, as well as top-ranked Virginia. The rest of the schedule includes 2013 regional participants Binghamton and Canisius, both of whom come to Gray-Minor Stadium, as well as trips to defending Big South champion Liberty, Old Dominion and Charlottesville to play UVA.

This year's Big South tournament will be held in Rock Hill, S.C. on the campus of Winthrop University.

A full position-by-position preview for VMI baseball follows.

CATCHER

Matt Winn will be one of the redshirt juniors looked to as a leader for VMI offensively this season, coming off a very strong year last season. Winn was one of 15 catchers to be named a semifinalist for the Johnny Bench Award, and the first Keydet backstop to reach that round for the nationally recognized honor, given annually to the best catcher in Division I.

He also was named Second Team All-Big South after hitting .333 with an on-base percentage of .449, a figure that ranked him fourth in the Big South. Winn also threw out 41.2% of the runners trying to steal against him.



The Keydet leader should be backed up by sophomore Red Dowdell, who comes off a freshman year in which he hit .267 with 20 RBI. The Yorktown native was the VMI starter in 12 games behind the plate, and the Keydets had a winning 7-5 record in those contests.

Other catchers will include senior Eric Mayers, who saw limited duty behind the plate last year after converting from the outfield, and redshirt junior Will Connerley, who is likely to play a bigger role elsewhere in the field.

INFIELD

The probable starting infield will be an intriguing quartet for the Keydets, and nowhere is that more true than at second base. Jordan Tarsoovich is the pro-



jected starter at the position, a year after leading the Big South in walks as VMI's starting left fielder and six months after being named the Valley League MVP. The redshirt junior, who led the Keydets in doubles and ranked fifth in the Big South in on-base percentage, came into VMI with a great deal of experience at second base, but not started a game at the position since coming to Lexington.

Alongside Tarsoovich up the middle will be sophomore Ray Lopez, VMI's starter at third base last year. Lopez showed a great deal of range at the hot corner, and performed respectably offensively by hitting .279 with 10 doubles and 14 steals. Like Tarsoovich, this is a position Lopez has seen before, having played there frequently in high school and even being named All-Section as a shortstop in 2011.



Another redshirt junior is the probable starter at first base, as Cameron Walter is being looked at to fill that role. Walter, noted for his glove work at first, was limited by injuries last season, when he had just 24 at-bats. He did, however, deliver VMI's last walk-off hit, a single against VCU.

Third base is Thomas Stallings' job for the early season, as the junior will get an opportunity to fill a starting role for the first time in his career. Stallings hit well against elite competition last year, posting two-hit games against both #4 Virginia and Virginia Tech among his 98 at-bats.

Backups on the infield will include junior Drew Bryan, who could backup at three of the infield positions, including third base, and David Geary, a sophomore who should see time at the infield corners. Freshman Tyler Tharp, a former all-state first baseman from Virginia Beach's Kempsville HS, and classmate Tanner Dofflemeyer, the 2013 co-Player of the Year in the Shenandoah district, will see time at their respective positions as well.

OUTFIELD

Despite the transition of Tarsoovich to the infield, the Keydet outfield is in good hands, led by two-year starter Brandon Angus. Angus will take over in center field this year, following the graduation of Rob Dickinson, and does so after hitting .282 and starting all 55 VMI games last season. The junior also stole 22 bases, good for seventh in Keydet single-season history and third in the Big South, and hit his first two career home runs during the season as well.

Playing to Angus' left will be redshirt junior Will Connerley, the likely starter in right field. Connerley saw some time at that position last year, starting six games in right field, but is expected to move there full-time in 2014. His 2013, the first full year he spent in a Keydet uniform, saw him hit .250 in 42 games with time primarily spent as VMI's starting first baseman.

VMI's new starting left fielder is a familiar face in redshirt sophomore Gary LeClair. LeClair returns after taking a redshirt year in 2013, in large part due to a shoulder issue, and looks to build upon a 2012 season in which he hit .245 in 41 games as a true freshman.


Youth is served among the outfield reserves, as freshmen Josh Worthley and Will Malbon are among that group. Malbon, a left-handed hitting center fielder out of Virginia Beach's Cox HS, is a former All-Beach District honoree, while Worthley is a left-handed hitting corner outfielder who led that district in home runs last season. Junior Sheldon Shifflett may also see time at the corner outfield spots.

Season Preview

STARTING PITCHING

The VMI starting pitching discussion begins with the 6-6 left-hander, senior Connor Bach. Bach had a breakout year last season in finishing with a 2.81 ERA and holding opponents to a .208 batting average. Two of his mainstay moments including eight shutout frames at Longwood (March 22) in VMI's first 1-0 win in 25 years, and a run of four straight starts (March 29-April 19) in which he went at least 6 2/3 innings while allowing no more than two earned runs.

Bach will be accompanied in the rotation by junior Reed Garrett. Garrett struggled at times last year, finishing with a 3-8 mark, but appeared to rediscover his form in the late going. That was no more evident than on May 11, when he fired a complete-game shutout of Winthrop, in which he struck out a career-high



nine and did not allow a runner to get past first base until the ninth inning.

The third spot in the rotation could be an interesting one, with a battle underway to determine it. The early leader in said battle is junior Andrew Woods. Woods comes off a year in which he went 2-1 with a 4.58 ERA but like Garrett, seemed to figure things out later in the year. Woods held Big South hitters to a .169 average, including five one-hit innings against Winthrop on May 11 and 2 1/3 one-hit frames for a win against Coastal Carolina March 30.

The other member of that rotation duel is senior Campbell Henkel. Henkel appeared in 18 games last season, making 12 starts with a 5.20 ERA, but did have some notable efforts that including 6 1/3 shutout inning performances against both VCU and Longwood. The senior also enjoyed a quality effort this summer, making the Valley League's All-Star game and going 5-0 with a 2.20 ERA in the process. The Keydets will be able to mix and match their four starters, depending

on needs, and will look to that flexibility throughout the season.

Sophomore Micah Gorman, who did not allow an earned run in 7 1/3 innings last season, may also see time as a midweek starter.

RELIEF PITCHING

Two redshirt seniors, Thomas and McQuaig, will lead the way for the VMI bullpen this season. Thomas returns after undergoing Tommy John elbow surgery late in the 2012 season and missing all of last year, while McQuaig enters his final season after going 0-1 with a 4.50 ERA in 24 innings in 2013. Sophomore Taylor Edens is back after a revelatory freshman campaign, in which he posted a sterling 2.52 ERA that earned him a place on this year's NCBWA Stopper of the Year Watch List, and veterans Rian Ellis and Jonathan Kelley should see time as well.

In addition, a cast of others will be looked to for innings out of the bullpen this year, a cast that includes sophomore Jason Stafford, redshirt freshman Ryan



Bennett and three first-year players, left-hander Austin Heenan and right-handers Jack Gomersall and Blaine Lafin, who has been excellent in preseason. Both Heenan and Gomersall come to VMI with excellent pedigree, as Gomersall was last year's National District Pitcher of the Year and Heenan was the 2012's state strikeout leader while pitching for Nandua HS. .

Designated Hitter

The past two seasons have seen the DH position feature a wide cast of characters for the Keydets, as six different players saw at-bats at the position in 2013 and 10 saw action as the DH in 2012. This year, three hitters are in line to see the lion's share of action: Dowdell, Shifflett and Mayers. Dowdell played in 15 games as the DH last year, doing so as a true freshman, while Shifflett was the player to see the most action at the position, garnering 25 contests as the DH.



No.	Name	Pos.	B/T	HT	WT	CL	Hometown/Previous School
1	Drew Bryan	IF	R/R	5-9	165	Jr.	Phillipsburg, Pa./Phillipsburg Osceola
3	Will Malbon	OF	L/L	5-11	175	Fr.	Virginia Beach, Va./Cox
4	Gary LeClair	OF	R/R	5-11	190	R-So.	Richmond, Va./Steward School
5	Jack Gomersall	RHP	R/R	6-0	185	Fr.	Falls Church, Va./JEB Stuart
7	Ray Lopez	IF	R/R	6-0	190	So.	Lancaster, Pa./Lampeter-Strasburg
8	Matt Winn	C	R/R	6-0	220	R-Jr.	Richmond, Va./JR Tucker
9	Thomas Stallings	IF	R/R	5-10	180	Jr.	Charlottesville, Va./Miller School
10	David Geary	IF	L/R	6-2	215	So.	Richmond, Va./Benedictine
11	Jonathan Kelley	LHP	L/L	6-2	200	Jr.	Wilmington, N.C./Ashley
12	Reed Garrett	RHP	R/R	6-1	175	Jr.	Richmond, Va./Mills Godwin
13	Austin Heenan	LHP	L/L	5-8	195	Fr.	Melfa, Va./Nandua
14	Tanner Dofflemyer	IF	R/R	6-2	190	Fr.	Page County, Va./Page
16	Josh Worthley	OF	L/R	5-10	195	Fr.	Virginia Beach, Va./Kellam
17	Travis Thomas	RHP	R/R	6-4	195	R-Sr.	Fredericksburg, Va./Riverbend
18	Miles McQuaig	RHP	L/R	6-4	210	R-Sr.	Midlothian, Va./Midlothian
20	Blaine Lafin	RHP	L/R	6-1	185	Fr.	Culpepper, Va./Culpepper
22	Eric Mayers	C/OF	R/R	5-11	185	Sr.	Richmond, Va./Hanover
23	Brian Dudeck, Jr.	IF/OF	L/R	6-2	205	Fr.	Princeton, N.J./Princeton Day
24	Connor Bach	LHP	L/L	6-6	225	Sr.	Clifton, Va./Centreville
25	Taylor Edens	RHP	R/R	6-1	200	So.	Suffolk, Va./Nansemond Suffolk Acad.
26	Berkley Hawkins	RHP	R/R	6-2	195	Sr.	Richmond, Va./Trinity
27	Red Dowdell	C	L/R	6-0	205	So.	Arlington, Va./Yorktown
28	Campbell Henkel	LHP	R/L	6-3	220	Sr.	Richmond, Va./St. Christopher's
29	Will Connerley	OF/1B/C	R/R	6-1	205	R-Jr.	Mechanicsville, Va./Lee Davis (E. Carolina)
30	Ryan Bennett	RHP	R/R	6-2	180	R-Fr.	Chesapeake, Va./Western Branch
31	Tyler Tharp	IB	L/L	6-3	195	Fr.	Virginia Beach, Va./Kempsville
32	Micah Gorman	RHP	R/R	6-0	200	So.	Richmond, Va./JR Tucker
33	Jordan Tarsovich	OF	R/R	5-10	180	R-Jr.	Richmond, Va./Trinity
34	Sheldon Shifflett	OF	R/R	5-9	165	Jr.	Charlottesville, Va./St Anne's Belfield
35	Rian Ellis	RHP	R/R	5-11	205	R-Jr.	Chesapeake, Va./Grassfields
36	Andrew Woods	RHP	R/R	6-0	210	Jr.	Richmond, Va./Benedictine
37	Cameron Walter	IF	L/L	6-4	230	R-Jr.	Centreville, Va./Centreville
38	Jason Stafford	RHP	R/R	6-7	220	So.	Lynchburg, Va./Jefferson Forest
39	Brandon Angus	OF	R/R	6-0	190	Jr.	Mechanicsville, Va./Lee Davis
	*TJ Lighton	RHP	R/R	6-2	205	R-So.	Chesapeake, Va./Hickory

Head Coach: #19 Marlin Ikenberry (VMI '95), 11th Season

Associate Head Coach (Recruiting Coordinator): #2 Jonathan Hadra (VMI '04), Fifth Season

Assistant Coach (Pitching Coach): #43 Travis Beazley (Randolph-Macon '06), Third Season

Volunteer Assistant: #6 Mike Roberts (VMI '09), Second Season

Student Assistant: #40 Michael Donovan, First Season

*-Will miss the 2014 season due to injury

Pronunciation Guide

Travis **BEAZLEY** - BEES-lee
Tanner **DOFFLEMYER** - Dofful-MEYER
RIAN Ellis - RYAN
Jonathan **HADRA** - Hay-DRUH
Campbell **HENKEL** - HEN-kel
Marlin **IKENBERRY** - EYE-ken-berry
Blaine **LAFIN** - Luh-FEEN
Will **MALBON** - Mal-BONN
Eric **MAYERS** - MAY-ers
Miles **MCQUAIG** - Mc-Quag (peg)
Jordan **TARSOVICH** - Tarso-VICH

Keydets By State

Virginia- 31
Angus, Bach, Bennett, Connerley,
Dofflemyer, Dowdell, R. Garrett, Edens,
Ellis, Geary, Gomersall, Gorman,
Hawkins, Heenan, Henkel, Lafin, LeClair,
Malbon, Mayers, McQuaig, Shifflett,
Stafford, Stallings, Tarsovich, Tharp,
Walter, Winn, Woods, Worthley

Pennsylvania- 2
Bryan, Lopez

North Carolina- 1
Kelley

New Jersey - 1
Dudeck, Jr.

Keydets By Class (Eligibility)

Seniors - 6
McQuaig (RS), Thomas (RS), Bach,
Hawkins, Henkel, Mayers

Juniors - 12
Connerley (RS), Ellis (RS), Tarsovich
(RS), Walter (RS), Winn (RS), Angus,
Bryan, Garrett, Kelley, Shifflett, Stallings,
Woods

Sophomores - 7
LeClair (RS), Dowdell, Edens, Geary,
Gorman, Lopez, Stafford

Freshmen - 9
Bennett (RS), Dofflemyer, Dudeck, Jr.,
Gomersall, Heenan, Lafin, Malbon, Tharp,
Worthley

Alphabetical Roster

39	Brandon AngusOF
24	Connor BachLHP
30	Ryan BennettRHP
1	Drew BryanIF
29	Will ConnerleyOF/C/1B
14	Tanner DofflemyerIF
27	Red DowdellC
23	Brian Dudeck, Jr.IF/OF
25	Taylor EdensRHP
35	Rian EllisRHP
12	Reed GarrettRHP
10	David GearyIF
5	Jack GomersallRHP
32	Micah GormanRHP
26	Berkley HawkinsRHP
13	Austin HeenanLHP
28	Campbell HenkelLHP
11	Jonathan KelleyLHP
20	Blaine LafinRHP
4	Gary LeClairOF
7	Ray LopezIF
3	Will MalbonOF
22	Eric MayersC/OF
18	Miles McQuaigRHP
34	Sheldon ShifflettOF
38	Jason StaffordRHP
9	Thomas StallingsIF
33	Jordan TarsovichIF/OF
31	Tyler TharpIB
37	Cameron WalterIB
8	Matt WinnC
36	Andrew WoodsRHP
16	Josh WorthleyOF

Squad Analysis

2013 Lettermen

Returning24
Lost7

2013 Position Starters

Returning7
Lost2

2013 Pitchers

Returning11
Lost5

Newcomers

How They Hit

Right23
Left11

How They Throw

Right29
Left5

How They Pitch

Right12
Left4

Roster

PLAYERS RETURNING

Position Starters

Player	Cl.	Pos.	B/T	GP/GS	AVG	2B	3B	HR	RBI	SB-A
Drew Bryan	Jr.	MIF	R/R	53/51	.249	7	2	0	20	2-6
Ray Lopez	So.	IF	R/R	52/46	.279	10	1	0	18	14-19
Matt Winn	R-Jr.	C	R/R	52/44	.333	11	1	2	18	0-0
Red Dowdell	So.	C/DH	L/R	43/27	.267	3	0	1	20	1-1
Will Connerley	R-Jr.	1B/OF	R/R	42/33	.250	5	0	2	14	3-4
Jordan Tarsoovich	R-Jr.	OF	R/R	55/55	.299	16	3	2	28	18-24
Brandon Angus	Jr.	OF	R/R	55/55	.282	7	2	2	26	22-31

Other Position Players Returning

Player	Cl.	Pos.	B/T	GP/GS	AVG	2B	3B	HR	RBI	SB-A
Gary LeClair (Redshirted)	R-So.	OF	R/R	2/0	.000	0	0	0	1	1-1
Thomas Stallings	Jr.	IF	R/R	42/24	.204	6	1	1	12	1-2
David Geary	So.	IF	L/R	15/6	.192	1	0	0	0	0-2
Eric Mayers	Sr.	C	R/R	17/7	.207	1	0	0	2	0-1
Berkley Hawkins (now RHP)	Sr.	IF	R/R	18/7	.276	1	0	0	5	0-0
Sheldon Shifflett	Jr.	DH	R/R	38/26	.235	10	1	0	11	0-2
Cameron Walter	R-Jr.	1B	R/R	25/3	.208	0	0	0	3	0-0

Pitchers Returning

Player	Cl.	Pos.	W-L	SV	A/GS	ERA	IP	K	BB
Jonathan Kelley	Jr.	LHP	0-1	0	13/0	7.00	9.0	6	9
Reed Garrett	Jr.	RHP	3-8	0	18/9	5.56	68.0	51	28
Travis Thomas*	R-Sr.	RHP	0-2	0	9/1	9.26	11.2	13	6
Miles McQuaig	R-Sr.	RHP	0-1	0	17/1	4.50	24.0	20	8
TJ Lighton+	R-So.	RHP	4-3	0	13/10	5.09	46.0	23	7
Connor Bach	Sr.	LHP	2-4	0	13/13	2.81	83.1	45	35
Taylor Edens	So.	RHP	0-0	1	16/1	2.52	25.0	16	7
Campbell Henkel	Sr.	LHP	1-7	0	18/12	5.20	71.0	49	34
Micah Gorman	So.	RHP	0-1	0	9/0	0.00	7.1	5	1
Rian Ellis	R-Jr.	RHP	1-2	0	7/0	5.59	9.2	5	7
Andrew Woods	Jr.	RHP	2-1	0	21/0	4.58	35.1	22	11
Jason Stafford	So.	RHP	0-0	0	3/0	5.40	1.2	1	1
Berkley Hawkins (now RHP)	Sr.	RHP	First full season as pitcher						

*=2012 stat

+ = Out for the season due to elbow surgery


PLAYERS LOST

Position Starters

Player	Pos.	GP/GS	AVG	2B	3B	HR	RBI	SB-A
Rob Dickinson	OF	52/48	.399	12	3	7	46	15-20
Brandon Diamond	OF/DH	23-0	.154	0	0	0	2	0-0
Nick Dwyer	SS	46-40	.269	8	4	0	13	6-8

Pitchers

Player	Pos.	W-L	SV	A/GS	ERA	IP	K	BB
Jeremy Brown	RHP	3-1	0	8/7	3.26	38.2	29	6
Michael Mack	RHP	Did not play						
Lucas Cash	RHP	1-0	0	2/2	11.81	5.1	4	3
Andrew Montague	RHP	0-1	2	29/0	5.32	23.2	27	14
John Garrett	RHP	3-5	3	26/0	5.26	39.1	34	11



Campbell Henkel



Andrew Woods



Reed Garrett



Cameron Walter


2014 Keydet Baseball Schedule

Date	Opponent	Site	Time
Feb. 14	UNC Wilmington	Wilmington, N.C.	4 p.m.
Feb. 15	Virginia	Wilmington, N.C.	Noon
Feb. 16	Kentucky	Wilmington, N.C.	10 a.m.
Feb. 19	Richmond	Richmond, Va.	2:30 p.m.
Feb. 21	Lafayette	Lexington, Va.	4 p.m.
Feb. 22	Lafayette	Lexington, Va.	2 p.m.
Feb. 23	Lafayette	Lexington, Va.	1 p.m.
Feb. 25	Virginia	Charlottesville, Va.	3 p.m.
Feb. 28	Buffalo	Lexington, Va.	4 p.m.
Mar. 1	Maryland-E. Shore	Lexington, Va.	12:30 p.m.
Mar. 1	Buffalo	Lexington, Va.	4 p.m.
Mar. 2	Maryland-E. Shore	Lexington, Va.	4 p.m.
Mar. 5	James Madison	Lexington, Va.	4 p.m.
Mar. 7	Binghamton	Lexington, Va.	4 p.m.
Mar. 8	Binghamton (DH)	Lexington, Va.	1 p.m.
Mar. 9	Binghamton	Lexington, Va.	1 p.m.
Mar. 11	at Old Dominion	Norfolk, Va.	6 p.m.
Mar. 12	at Old Dominion	Norfolk, Va.	6 p.m.
Mar. 14	Radford*	Lexington, Va.	4 p.m.
Mar. 15	Radford*	Lexington, Va.	2 p.m.
Mar. 16	Radford*	Lexington, Va.	1 p.m.
Mar. 18	Canisius	Lexington, Va.	4 p.m.
Mar. 19	Canisius	Lexington, Va.	4 p.m.
Mar. 21	Presbyterian*	Lexington, Va.	4 p.m.
Mar. 22	Presbyterian*	Lexington, Va.	2 p.m.
Mar. 23	Presbyterian*	Lexington, Va.	1 p.m.
Mar. 25	at William & Mary	Williamsburg, Va.	7 p.m.
Mar. 28	at Gardner-Webb*	Boiling Springs, N.C.	6 p.m.
Mar. 29	at Gardner-Webb*	Boiling Springs, N.C.	2 p.m.
Mar. 30	at Gardner-Webb*	Boiling Springs, N.C.	2 p.m.
Apr. 2	at VCU	Richmond, Va.	6:30 p.m.
Apr. 4	at Liberty*	Lynchburg, Va.	7 p.m.
Apr. 5	at Liberty*	Lynchburg, Va.	3 p.m.
Apr. 6	at Liberty*	Lynchburg, Va.	1 p.m.
Apr. 8	William & Mary	Lexington, Va.	6 p.m.
Apr. 9	Richmond	Lexington, Va.	6 p.m.
Apr. 11	at High Point*	High Point, N.C.	6 p.m.
Apr. 12	at High Point*	High Point, N.C.	6 p.m.
Apr. 13	at High Point*	High Point, N.C.	1 p.m.
Apr. 17	Longwood*	Lexington, Va.	6 p.m.
Apr. 18	Longwood*	Lexington, Va.	6 p.m.
Apr. 19	Longwood*	Lexington, Va.	1 p.m.
Apr. 22	at James Madison	Harrisonburg, Va.	6:30 p.m.
Apr. 25	at Winthrop*	Rock Hill, S.C.	6 p.m.
Apr. 26	at Winthrop*	Rock Hill, S.C.	3 p.m.
Apr. 27	at Winthrop*	Rock Hill, S.C.	1 p.m.
Apr. 30	VCU	Lexington, Va.	6 p.m.
May 9	Campbell*	Lexington, Va.	7 p.m.
May 10	Campbell*	Lexington, Va.	7 p.m.
May 11	Campbell*	Lexington, Va.	2 p.m.
May 13	Old Dominion	Lexington, Va.	6 p.m.
May 15	Charleston So.*	Lexington, Va.	7 p.m.
May 16	Charleston So.*	Lexington, Va.	7 p.m.
May 17	Charleston So.*	Lexington, Va.	2 p.m.
May 20-24	Big South Tournament	Rock Hill, S.C.	

Home games in **Bold****Bold Italic = VMI Tournament (UMES/Buffalo play 2/28 and 3/2)**

* Denotes Big South Conference Game

All Times Eastern



Miles McQuaig



Jordan Tarsovich



Travis Thomas



Brandon Angus

Junior ♦ Outfielder ♦ 6-0 ♦ 190 ♦ R/R

Mechanicsville, Va. ♦ Lee Davis

39

2013: One of two Keydets to start every game, joining Jordan Tarsoovich...hit .282 with 11 extra-base hits, including his first two career home runs...ranked third in the Big South with 22 stolen bases and had the seventh-most steals in Keydet history...had a 2 for 5, two-RBI game at Alabama 2/16...went 2 for 3 with two RBI against UMES 2/25...blasted his first career home run in doubleheader opener at Radford 3/16...2 for 5 with three runs scored and a home run in win over Norfolk State March 19...2 for 4 in March 20 win over Richmond...4 for 8 in doubleheader split at Longwood 3/23...had an eight-game hitting streak snapped March 29 against Coastal Carolina...had at least one hit in each game of VCU series...posted a three-hit game April 24 at Norfolk State...went 5 for 9

with two runs scored in last two Winthrop games, including a three-hit game 5/11...ranked fourth in the Big South in sacrifice bunts (12).

Summer 2013: Teammate of Red Dowdell with the Vienna Riverdogs in the Cal Ripken League...had most at-bats in the entire league (160), finished second in the league in steals and tied for third in doubles...played every inning.

2012: Hit .315 in 32 games...started VMI's final 11 games...closed the year on a six-game hitting streak, and posted hits in eight of the final nine Keydet games...had three straight games with a double April 24-27...second on the team in hitting (.326) over the club's final 14 games...ranked sixth on the team in doubles despite having just 54 at-bats...posted a two-hit game (his first career) April 10 at VCU...scored two runs May 18 against East Carolina and was 3 for 5 with the go-ahead, two-run single that same day in the win over VCU.

High School/Personal: Earned All-District and All-Region his Junior and Senior year while receiving the best defensive player award (OF)...on the football field, was two-time All-District and two-time All-Region...qualified for the state track meet in the 4X100 relay, and also finished in the top five in the region in the 55-meter dash...son of Laurie Haynes.

ANGUS' CAREER HIGHS

AB	6	at Norfolk State, 4/24/13
R	3	vs. Norfolk State, 3/19/13
H	3 (3x)	Last vs. Winthrop, 5/11/13
2B	1 (12x)	Last at Longwood, 3/23/13
HR	1 (2x)	Last vs. Norfolk State, 3/19/13
BB	2 (3x)	Last vs. High Point, 5/16/13
RBI	2 (6x)	Last vs. Liberty, 4/27/13
SB	2 (4x)	Last at Norfolk State, 4/24/13
Hit Streak	6, 5/11/12 - 5/18/12	

Angus' Career Stats

Year	Avg	GP/GS	AB	R	H	2B	3B	HR	RBI	SLG%	BB	HBP	SO	OB%	SB-ATT	PO-A-E	FLD%
2012	.315	32/14	54	9	17	5	0	0	2	.407	3	1	15	.362	4-7	35-0-2	.946
2013	.282	55/55	202	31	57	7	2	2	26	.366	22	6	38	.366	22-31	128-6-1	.993
TOTAL	.289	87/69	256	40	74	12	2	2	28	.375	25	7	53	.366	26-38	163-6-3	.983



Connor Bach

Senior ♦ Left-Handed Pitcher ♦ 6-6 ♦ 225 ♦ L/L

Clifton, Va. ♦ Centreville

24

2013: Emerged into VMI's ace after a shaky first three starts, as he broke out with five shutout innings March 9 at Western Kentucky...command was a key point in that turnaround, as after walking 13 in his first three starts, he surrendered just 22 free passes over his next 10 outings...wound up 2-4 but with a 2.81 ERA, the eighth-best in the Big South...opponents hit just .208 against the left-hander...pitched eight shutout innings in VMI's 1-0 win at Longwood March 22, which was the first Keydet 1-0 triumph since 1988...surrendered just two hits in that game...allowed just two earned runs and went at least 6 1/3 innings in four straight starts March 29-April 19,

including a win over VCU April 5 and an 8 2/3 inning effort at Campbell in which he took a hard-luck 2-1 loss in the ninth...fanned a career-high eight in seven innings May 12 against Winthrop.

2012: Went 0-3 with a 6.75 ERA in 11 appearances (four starts)...made his first career start March 6 against William & Mary, striking out a career-high seven but allowing four runs and taking the loss...also started against Richmond, VCU and James Madison in midweek games, going 0-2 over those three contests...had scoreless relief outings against Virginia (3/21), William and Mary (2/28), High Point (3/30) and Virginia Tech (5/2)...opponents hit .354 against Bach in games he started, while he had an 8.04 ERA in those contests, but those numbers fell to .290 and 4.32, respectively, in his seven relief appearances.

2011: Pitched 1/3 of an inning Feb. 26 against Binghamton, allowing a run on a hit.

High School/Personal: First Team All-District and All-Region (2010)...Honorable Mention All-State...three-year letterwinner at Centreville High School, pitching and playing outfield...can also play first base...will major in mechanical engineering at VMI...signed during the early signing period.

BACH'S CAREER HIGHS

IP, Starter	8.2	at Campbell, 4/19/13
IP, Relief	1.2 (2x)	Last at Virginia Tech, 5/2/12
K	8	vs. Winthrop, 5/12/13
BB	5	vs. Buffalo, 2/24/13

Bach's Career Stats

Year	ERA	W-L	G/GS	CG	SHO	CBO	SV	IP	H	R	ER	BB	SO	HR	B/Avg	WP	HBP
2011	27.00	0-0	1/0	0	0	0	0	0.1	1	1	1	1	1	0	.500	0	0
2012	6.75	0-3	11/4	0	0	0	0	24.0	32	23	18	15	22	2	.333	7	4
2013	2.81	2-4	13/13	1	0	1	0	83.1	62	31	26	26	35	5	.207	5	7
TOTAL	3.76	2-7	25/17	1	0	1	0	107.2	95	55	45	51	68	7	.239	12	11





Ryan Bennett

Redshirt Freshman ♦ Right-Handed Pitcher ♦ 6-2 ♦ 180 ♦ R/R

Chesapeake, Va. ♦ Western Branch

30

2013: Redshirted the 2013 season.

High School/Personal: Three-year letterwinner at Western Branch HS...second team All-District...lost only two games his entire career (14-2 record)...son of Ken and Carola Bennett...intends to major in Economics and Business.



Drew Bryan

Junior ♦ Infielder ♦ 5-9 ♦ 165 ♦ R/R

Phillipsburg, Pa. ♦ Phillipsburg Osceola

1

Island, N.Y.

2012: Hit .183 as a true freshman, although he batted 35 points above that (.218) in Big South action...played primarily second base, although he also saw time at shortstop...drove in eight runs on the season, including one 2/17 at South Carolina...had two hits in middle game of Lafayette series...also had two hits, including key single in five-run fifth inning, April 6 against Winthrop...batted .500 (5-10) in series against Campbell, including two hits on 4/21...also drove in two runs in that game and raised his average 47 points in that series.

High School/Personal: Strong defensive player, who participated in more double plays than he had errors recorded in his senior season...hit .457 as a junior...played for Alleghany Pirates youth development team, the same squad that featured former Keydet Chad Rice and current VMI relief pitcher Michael Devine...Bryan's summer team finished 20th in the U.S. last season during his junior season...son of Lorri Somsy and Andrew Bryan...stepfather is Paul Somsy...stepmother is Tracy Bryan.

BRYAN'S CAREER HIGHS

AB	5	(5x), Last at Norfolk State, 4/24/13
R	2	(7x), Last at Norfolk State, 4/24/13
H	3	(3x), Last at Radford, 3/16/13
2B	1	(7x), Last at Charleston Southern, 4/14/13
3B	1	(2x), Last vs. Old Dominion, 2/27/13
HR		None
BB	3	at VCU, 4/17/13
RBI	2	(2x), Last vs. UMES, 2/25/13
SB	1	(2x), Last vs. Winthrop, 5/11/13
Hit Streak	6 games, 2/23/13 - 3/1/13	

2013: Played in 53 of VMI's 56 games...had 51 starts, playing both second base and shortstop...hit .249 with 16 RBI...had his first career extra-base hit, a double, Feb. 24 against Buffalo...posted hits in all four games of that weekend's round robin event, including a 3 for 5 game 2/25 that was just a home run shy of the cycle...had three straight games with multiple hits, and five in six contests, 2/25 - 3/3...hit .478 during that stretch...had two three-hit games against Radford, going 6 for 11 in that series...4 for 8 during Richmond/Norfolk State mid-week stretch 3/19-20...had a pair of two-hit games in series against Charleston Southern...scored two runs and drove in another in win at Norfolk State 4/24...had two RBI singles in Winthrop series...named to Big South All-Academic Team.

Summer 2013: Played for the Southampton Breakers in the Hamptons Collegiate League on Long

Bryan's Career Stats

Year	Avg	GP/GS	AB	R	H	2B	3B	HR	RBI	SLG%	BB	HBP	SO	OB%	SB-ATT	P0-A-E	FLD%
2012	.183	44/39	109	12	20	0	0	0	8	.183	11	6	47	.289	0-1	52-92-10	.935
2013	.249	53/51	169	24	42	7	2	0	20	.314	16	4	35	.325	2-6	99-135-15	.940
TOTAL	.223	97/90	278	36	62	7	2	0	28	.263	27	10	82	.310	2-7	151-227-25	.938



Drew Bryan (L) and Brandon Angus (R)



Will Connerley

Redshirt Junior ♦ Outfielder/First Base/Catcher ♦ 6-1 ♦ 205 ♦ R/R

Mechanicsville, Va. ♦ Lee Davis

29

2013: Saw action in 42 games with 33 starts, playing right field and catcher along with (primarily) first base...hit .250 with two home runs and 13 RBI...started the year just 2 for 18, but proceeded to go 5 for 8 with five RBI over the next two games...breakout game was March 16 at Radford, when he went 3 for 4 with an RBI and two runs scored...2 for 4 with three RBI and his first collegiate homer 3/19 against Norfolk State...had two hits in win over Virginia Tech 3/26...2 for 3 with two RBI, two runs scored and a home run in win over William & Mary (4/9)...Vice President for VMI Class of 2015 and intends to commission into the Navy upon graduation.

2012: Transferred to VMI from East Carolina...sat out the 2012 season, assisted VMI Athletic Communications staff with game operations...currently serves as the VP for VMI's Class of 2015.

2011: Played at East Carolina...did not see game action.

High School/Personal: Four-year letterwinner at Lee Davis...as a senior, batted .425 with four home runs and helped the Confederates to the 2010 Capital District crown (co-champs)...named first-team all-district, all-metro, all-region...Second Team all-state honors and was named District Player of the Year...earned second-team all-district honors as a junior...four-time academic all-district in baseball...batted .360 (18-for-50) with a home run, four doubles, two triples, 12 RBI, 19 runs...batted .421 (32-for-76) with nine home runs, 31 RBI, four doubles, three triples, scored 21 runs and stole 10 bases in 19 games in 2009...earned three letters in football...participated in the Perfect Game Showcase in Marietta, Ga...played fall baseball for Lee Banks and the Tidewater Orioles and summer baseball for Tommy Mayers and the Richmond Braves...member of the Beta Club, National Honor Society, Varsity Club, Interact Club and was a Hanover Scholar.

participated in the Perfect Game Showcase in Marietta, Ga...played fall baseball for Lee Banks and the Tidewater Orioles and summer baseball for Tommy Mayers and the Richmond Braves...member of the Beta Club, National Honor Society, Varsity Club, Interact Club and was a Hanover Scholar.

CONNERLEY'S CAREER HIGHS

AB	5	(4x), Last at Charleston Southern, 4/13/13
R	2	(3x), Last vs. Winthrop, 5/11/13
H	3	at Radford, 3/16/13
2B	1	(5x), Last at VCU, 4/17/13
3B		None
HR	1	(2x), Last vs. William & Mary, 4/9/13
BB	2	at VCU, 4/17/13
RBI	3	vs. Norfolk State, 3/19/13
SB	1	at VCU, 4/17/13
Hit Streak	6	games, 4/5/13 - 4/13/13

Connerley's Career Stats

Year	Avg	GP/GS	AB	R	H	2B	3B	HR	RBI	SLG%	BB	HBP	SO	OB%	SB-ATT	PO-A-E	FLD%
2013	.250	42/33	120	15	30	5	0	2	14	.342	13	3	32	.331	3-4	164-17-2	.989
TOTAL	.250	42/33	120	15	30	5	0	2	14	.342	13	3	32	.331	3-4	164-17-2	.989



Tanner Dofflemeyer

Freshman ♦ Shortstop ♦ 6-2 ♦ 190 ♦ R/R

Page County, Va. ♦ Page

14

High School/Personal: 2013 Co-Player of the Year in the Shenandoah District...First Team All-District SS...hit .420 with 14 stolen bases...three-year letterwinner at Page County high school...First Team All-District (2011)

when he was also Second Team All-Region...Second Team All-District in 2012...four-year basketball letterwinner as well, where he was the Shenandoah District Player of the Year in 2013...holds school's career point record on the hardwood...member of 2011 state baseball (Division I) champions...father played baseball at Manatee JC, Virginia Tech and High Point...grandfather played at Elon...intends to major in Biology at the Institute...played summer ball for the Shenandoah Baseball Club for Mike Bocock.



Red Dowdell

Sophomore ♦ Catcher ♦ 6-0 ♦ 205 ♦ L/R

Arlington, Va. ♦ Yorktown

27

2013: Saw action in 43 games with 27 starts...hit .267 with a home run and 20 RBI...was traditionally used as backup catcher (12 starts) and frequent designated hitter (15 starts)...Keydets were 7-5 when Dowdell started at catcher and were 8-4 when he hit fifth in the batting order...best game of the season was March 19 against Norfolk State, when he went 3 for 3 with VMI's first grand slam since 2010...was one of three Keydets (Dickinson, Holder) with a four RBI game on the season...had his first collegiate hit Feb. 17 at Alabama...was 2

for 4 with three RBI and three runs scored Feb. 25 against UMES...2 for 4 with a RBI at JMU on March 12...also 2 for 4 April 19 at Campbell.

Summer 2013: Cal Ripken League All-Star with the Vienna Riverdogs...teammates with OF Brandon Angus.

High School/Personal: Four-year letterwinner at Yorktown HS...2012 National District Player of the Year...hit .458 and threw out over 50 percent of runners trying to steal...two-time First Team All-District...first team All-Region, Second Team All-State and First Team All-Met...former Under Armour Preseason All-American...four-time member of VHSL Academic Honor Roll...son of Tom and Lisa Dowdell...given name is Ryan Dowdell...intends to major in psychology.

DOWDELL'S CAREER HIGHS

AB	5	vs. UMES, 2/24/13
R	3	vs. UMES, 2/25/13
H	3	vs. Norfolk State, 3/19/13
2B	1	(3x), Last at Old Dominion, 4/30/13
3B		None
HR	1	vs. Norfolk State, 3/19/13
BB	2	at Longwood, 3/23/13
RBI	4	vs. Norfolk State, 3/19/13
SB	1	vs. Norfolk State, 3/19/13
Hit Streak	3	games (3x), Last 4/7/13 - 4/13/13

Dowdell's Career Stats

Year	Avg	GP/GS	AB	R	H	2B	3B	HR	RBI	SLG%	BB	HBP	SO	OB%	SB-ATT	PO-A-E	FLD%
2013	.267	43/27	105	15	28	3	0	1	20	.324	14	1	24	.347	1-1	67-4-1	.986
TOTAL	.267	43/27	105	15	28	3	0	1	20	.324	14	1	24	.347	1-1	67-4-1	.986



Will Connerley (L)
and Red Dowdell
(R)



Brian Dudeck, Jr.

Freshman ♦ Infielder/Outfielder ♦ 6-2 ♦ 205 ♦ L/R

Princeton, N.J. ♦ Princeton Day

23

a .560 on-base percentage...NJ Super 17...Gallagher Select...also lettered four years in basketball and two in soccer...cousin Brendan plays football at Navy and other cousin David plays football at Boston College...majoring in economics and business.

High School/Personal: Four-year letterwinner at Princeton Day School...three-year All-Prep...hit .426 with



Taylor Edens

Sophomore ♦ Right-Handed Pitcher ♦ 6-1 ♦ 200 ♦ R/R

Suffolk, Va. ♦ Nansemond Suffolk Academy

25

Summer 2013: Named a Valley League All-Star for Lexington's Rockbridge Rapids...served as the team's closer for much of the year.

High School/Personal: Four-year letterwinner at Nansemond-Suffolk Academy...two-time First Team All-Conference and First Team All-Suffolk...posted a 68/9 K/BB ratio his senior year and a 1.23 ERA...team MVP junior year and Pitcher of the Year senior year...uncle Jeff was VMI Class of '85 and a baseball player...father, Kirk, played at Hampden-Sydney...son of Kirk and Mary Edens...intends to major in Economics and Business.

EDENS' CAREER HIGHS

IP, Start	5.1	vs. Virginia Tech, 4/23/13
IP, Relief	3.2	vs. Coastal Carolina, 3/30/13
K	3	(2x), Last vs. Liberty, 4/26/13
BB	2	at Virginia, 4/3/13

2013: Had a banner first collegiate season, posting a 2.52 ERA in 16 appearances (25 innings)...in 15 relief outings, allowed no more than a single earned run...allowed just one earned run over his first five games, including a breakout game at Radford (3/16) where he pitched the final three innings without allowing a hit, recording his first save...shutout Coastal Carolina over 3 2/3 innings on March 30...went 1 2/3 shutout frames April 17 at VCU...made his first collegiate start April 23 against Virginia Tech giving four runs in 5 1/3 innings...allowed just one hit in two shutout frames April 26 against Liberty, striking out three.

Edens' Career Stats

Year	ERA	W-L	G/GS	CG	SHO	CBO	SV	IP	H	R	ER	BB	SO	HR	B/Avg	WP	HBP
2013	2.52	0-0	16/1	0	0	0	1	25.0	25	10	7	7	16	1	.269	1	1
TOTAL	2.52	0-0	16/1	0	0	0	1	25.0	25	10	7	7	16	1	.269	1	1





Taylor Edens (L) and Reed Garrett (R)



Rian Ellis

Redshirt Junior ♦ Right-Handed Pitcher ♦ 5-11 ♦ 205 ♦ R/R

Chesapeake, Va. ♦ Grassfield

35

2011: Pitched in three games in 2011...allowed two runs at Florida State during season opener...gave up single runs to Binghamton (Feb. 26) and High Point (May 21) in other outings.

High School/Personal: Honorable mention All-District at second base...letterwinner at Grassfield...played summer baseball for Lynn Haven in Virginia Beach...majoring in Economics and Business at the Institute...son of Pam and Bryan Ellis.

ELLIS'S CAREER HIGHS

IP, Relief	4.0	vs. UMES, 2/24/13
K	2	vs. UMES, 2/24/13
BB	2 (2x), Last at Western Kentucky, 3/8/13	

2013: Appeared in seven games on the season, posting a 1-2 record on a 5.59 ERA...picked up his first collegiate victory April 24 at Norfolk State...did not allow an earned run over his final three appearances.

2012: Redshirted the 2012 season.

Ellis' Career Stats

Year	ERA	W-L	G/GS	CG	SHO	CBO	SV	IP	H	R	ER	BB	SO	HR	B/Avg	WP	HBP
2011	13.50	0-0	3/0	0	0	0	0	2.2	6	4	4	1	1	1	.400	2	0
2013	5.59	1-2	7/0	0	0	0	0	9.2	14	11	6	7	5	0	.326	0	1
TOTAL	7.30	1-2	10/0	0	0	0	0	12.1	20	15	10	8	6	1	.345	2	1



Reed Garrett

Junior ♦ Right-Handed Pitcher ♦ 6-1 ♦ 190 ♦ R/R

Richmond, Va. ♦ Mills Godwin

12

the year...after March 18, Garrett allowed just three earned runs in 37 1/3 innings (0.72 ERA) while opponents hit just .227...surrendered just 29 hits and struck out 30 during that stretch...of all his outings, none was better than May 11 against CSU, when he faced the minimum in a four-inning save (first career), allowing just one hit and striking out season-high six...picked up his first career win March 3 against Hartford...also won March 24 against Presbyterian...made his first career start 3/13 at ODU...had a string of six straight scoreless outings snapped 4/7 against Winthrop, when he took the loss in a doubleheader opener despite allowing just one unearned run...walked four in four innings in that game, a season-high (walked no more than two in another game this year)...took the loss in collegiate debut 2/18 at then-#2 South Carolina.

High School/Personal: 10-1 as a junior, earned honorable mention All-Colonial District honors...named All-

State as an outfielder last season while pitching as well...hit .440 with 19 steals and was named District Player of the Year...Honor Roll student and member of the Beta Club...father played semi-pro ball, and brother pitched for Lynchburg College...son of Bobby and Barb Garrett.

GARRETT'S CAREER HIGHS

IP, Start	9.0	vs. Winthrop, 5/11/13
IP, Relief	5.0	(2x), Last vs. Coastal, 3/29/13
K	9	vs. Winthrop, 5/11/13
BB	5	at Western Kentucky, 3/8/13

2013: One of two Keydets to earn a Big South Pitcher of the Week honor (T.J. Lighton), as he earned his May 13...finished the year 3-8 with a 5.56 ERA...appeared in 18 games, making nine starts...best game of the year was a complete-game shutout of Winthrop on May 11, in which he struck out a career-high nine...started the year as VMI's Friday starter...picked up the win Feb. 23 against Buffalo, striking out eight over six innings...also won April 2 against James Madison, doing so out of the bullpen...moved back into the rotation April 21 against Campbell, allowing three earned runs over six innings.

2012: Freshman moved into a primary setup role late in

Reed Garrett's Career Stats

Year	ERA	W-L	G/GS	CG	SHO	CBO	SV	IP	H	R	ER	BB	SO	HR	B/Avg	WP	HBP
2012	2.17	2-3	25/1	0	0	0	1	54.0	47	18	13	21	41	2	.242	7	1
2013	5.56	3-8	18/9	1	1	0	0	68.0	82	50	42	28	51	3	.301	10	8
TOTAL	4.06	5-11	43/10	1	1	0	1	122.0	129	68	55	49	92	5	.277	17	9



David Geary

Sophomore ♦ First Base/Third Base ♦ 6-2 ♦ 215 ♦ L/R

Richmond, Va. ♦ Benedictine

10

State...wound up hitting .192 on the year.

High School/Personal: Four-year letterwinner at Benedictine HS...all-state as a senior...also played for the RBA West Elite and American Legion 125 teams...was a teammate of fellow freshman Micah Gorman at Legion 125...played both third base and shortstop during his time at Benedictine...a member of the National Honor Society and was the President of his school's chapter of the Fellowship of Christian Athletes...son of Cory and Daniel Geary.

GEARY'S CAREER HIGHS

AB	4	(2x), Last vs. High Point, 5/18/13
R	1	(5x), Last vs. High Point, 5/16/13
H	2	vs. High Point, 5/18/13
2B	1	vs. Winthrop, 5/10/13
3B	None	
HR	None	
BB	2	vs. High Point, 5/16/13
RBI	None	
SB	None	
Hit Streak	None	

2013: Played in 15 games as a true freshman, seeing action at both first and third base...made his first collegiate start March 3 against Binghamton...after going 0 for his first 10 at the plate, closed out the year 5 for his last 16, including a 2 for 4 game in the season finale against High Point...had his first collegiate hit April 24 at Norfolk

Geary's Career Stats

Year	Avg	GP/GS	AB	R	H	2B	3B	HR	RBI	SLG%	BB	HBP	SO	OB%	SB-ATT	PO-A-E	FLD%
2013	.192	15/6	26	5	5	1	0	0	0	.231	4	0	11	.300	0-2	35-4-1	.975
TOTAL	.192	15/6	26	5	5	1	0	0	0	.231	4	0	11	.300	0-2	35-4-1	.975



Jack Gomersall

Freshman ♦ Right-Handed Pitcher ♦ 6-0 ♦ 185 ♦ R/R

Falls Church, Va. ♦ JEB Stuart

5

innings, 86 strikeouts and 17 walks, hit .418 as senior...allowed one hit or less (one no-hitter) three times as a junior...posted 92 strikeouts in 2012...Team MVP...First Team All-District...all-region...led JEB Stuart to its best record in over 30 years...NVTBL Stars, Colangelo Baseball Academy and NOVA Patriots...intends to major in psychology at the Institute.

High School/Personal: 2013 National District Pitcher of the Year...Second Team All-Northern Region...56



Micah Gorman

Sophomore ♦ Right-Handed Pitcher ♦ 6-0 ♦ 200 ♦ R/R

Richmond, Va. ♦ JR Tucker

32

play...did not pitch March 16-April 13 due to minor injuries...struck out five hitters on the year against just one walk.

High School/Personal: Graduate of JR Tucker HS in Richmond...first team All-District (2011)...pitched in Commonwealth Games...two-time All-Academic...threw two complete games and posted a 1.42 ERA junior season...also pitched for American Legion 125, where he played with fellow freshman David Geary...son of John and Cheryl Gorman...intends to major in Chemistry.

GORMAN'S CAREER HIGHS

IP, Relief	2.0	at Norfolk State, 4/24/13
K	3	vs. UMES, 2/25/13
BB	1	at Norfolk State, 4/24/13

2013: Appeared in nine games as a true freshman...did not allow an earned run in 7 1/3 innings...pitched a season-high two innings April 24 at Norfolk State, giving up two unearned runs...pitched twice in Western Kentucky series (March 8, 10) and three times in Big South

Gorman's Career Stats

Year	ERA	W-L	G/GS	CG	SHO	CBO	SV	IP	H	R	ER	BB	SO	HR	B/Avg	WP	HBP
2013	0.00	0-1	9/0	0	0	0	0	7.1	10	4	0	1	5	0	.313	0	0
TOTAL	0.00	0-1	9/0	0	0	0	0	7.1	10	4	0	1	5	0	.313	0	0





Berkley Hawkins

Senior ♦ Right-Handed Pitcher ♦ 6-2 ♦ 195 ♦ R/R

Richmond, Va. ♦ Trinity

26

2013: Hit .276 on the year in 18 games (seven starts)...went 8 for 29 with four runs scored and five RBI...2 for 5 at Richmond Feb. 20...started VMI's next game, Feb. 23 at Buffalo, but that would his last start until mid-March, when he went 2 for 3 with two RBI and two runs scored in a 3/16 win at Radford...1 for 3 with two RBI May 11 against Winthrop...drove in a run May 17 against High Point...converting to pitcher for the 2014 season.

2012: Hit .262 in 27 games (65 at-bats)...started 17 games, playing both catcher and, for the first time, third

base...made his first start at third base March 23 against Presbyterian and went 3 for 3 with four RBI and his first career home run...hit .700 (7 for 10) in that series and scored four runs...was 2 for 4 with two RBI April 11 against Longwood.

2011: Saw action in 21 contests, starting seven...started six of VMI's first seven games...was 4 for 28 on the year...went 1 for 4 with an RBI at #10 Virginia (2/23)...had two hits in three trips against New Mexico State (3/12)...had his first collegiate extra-base hit, a double, against Gardner-Webb April 3.

High School/Personal: Holds Trinity's school records for career home runs (22), single-season home runs (11) and single-season runs batted in (39)...hit .480 during his junior and senior seasons...is the third member of this class to have played in the Commonwealth

Games...two-time All-State...HS teammate of fellow Keydet freshman Jordan Tarsoovich...notched a Cum Laude score on the National Latin Exam...son of Chris and Michelle Hawkins...plans to major in Civil Engineering...signed during the early signing period.

HAWKINS' CAREER HIGHS

AB	5	at Richmond, 2/20/13
R	2	(2x), Last at Radford, 3/16/13
H	3	vs. Presbyterian, 3/23/12
2B	1	(2x), Last at Radford, 3/16/13
3B	None	
HR	1	vs. Presbyterian, 3/23/12
BB	1	(5x), Last vs. Liberty, 4/27/13
RBI	4	vs. Presbyterian, 3/23/12
SB	None	
Hit Streak	3 gms., 3/23 - 3/25/12	

Hawkins' Career Stats

Year	Avg	GP/GS	AB	R	H	2B	3B	HR	RBI	SLG%	BB	HBP	SO	OB%	SB-ATT	PO-A-E	FLD%
2011	.143	21/7	28	3	4	1	0	0	1	.179	2	0	5	.200	0-0	90-3-2	.979
2012	.262	27/17	65	7	17	1	0	1	9	.323	1	0	15	.269	0-1	25-16-4	.911
2013	.276	18/7	29	4	8	1	0	0	5	.310	2	0	8	.323	0-0	59-3-2	.969
TOTAL	.238	66/31	122	14	29	3	0	1	15	.287	5	0	28	.266	0-1	174-22-8	.961



Austin Heenan

Freshman ♦ Left-Handed Pitcher ♦ 5-8 ♦ 195 ♦ L/L

Melfa, Va. ♦ Nandua

13

High School/Personal: 2013 First Team All-District...two no-hitters...7-0, 81 K/14 BB...hit .490

with three home runs and 21 RBI...four-year team member at Nandua HS...finished 2012 as state strikeout leader and pitched in HS final four title game in Salem...three-time All-District and two-time All-Region...honorable mention All-State in 2012...member of first Regional Championship team in school history...only team to make it to final four championship...also played for Mid-Atlantic Shockers and Mid-

Atlantic Pirates, coached by Jimmy Anderson...East/West All-Star Tournament (VHSL)...National Beta Club graduate with advanced diploma...father played soccer at the University of Richmond...intends to major in business and economics.



Campbell Henkel

Senior ♦ Left-Handed Pitcher ♦ 6-3 ♦ 220 ♦ L/L

Richmond, Va. ♦ St. Christopher

28

2013: Made 18 appearances in his junior year, starting 12 games and posting an ERA of 5.20...struck out a career-high eight in with over VCU April 6, a game in which he did not allow an earned run over 6 1/3 innings...also pitched well March 23 at Longwood, getting a hard-luck no-decision despite going 6 1/3 and striking out seven, allowing no earned runs...allowed just one earned run April 30 at ODU (six innings) and May 16 versus High Point (six innings)...picked up his lone victory of the season Feb. 25 against Maryland-Eastern Shore...pitched out of the bullpen for a time in April, making five appearances in a 10-day span.

Summer 2013: Valley League All-Star, pitching for the Woodstock River Bandits...finished the year with a 5-0 record and a 2.20 ERA...named the 27th-best prospect in the Valley League by Perfect Game.

2012: Pitched in 14 games on the season, including 13 starts...went 1-5 with a 6.86 ERA...picked up his win March 10 against Youngstown State, allowing just one earned run over six innings...gave up four runs over six innings in a solid start 3/24 against Presbyterian, but got no-decision...hard-luck loser March 31 at High Point, allowing two runs over 5 2/3 frames...pitched very well in televised game (ESPN) at Coastal Carolina, surrendering two runs over 5 1/3 innings, and again getting no-decision.

2011: Saw action in 13 games with one start...posted a 3.56 ERA in 30 1/3 innings...made his first collegiate start March 22 at Longwood, allowing three runs in 3 2/3 innings and getting a no-decision...began his collegiate career with a relief outing at Florida State, where he allowed two runs over three innings...pitched two shutout frames four days later against William & Mary in VMI's home opener, and picked up his first collegiate win...ran his mark to 2-0 by surrendering one earned run in three frames against Bucknell (March 4), striking out five...worked 1 1/3 shutout frames in March 8 win at James Madison, VMI's first win in Harrisonburg since

1976...threw season-long 5 2/3 innings against Gardner-Webb April 2, allowing just one run on three hits...did not allow an earned run over his final three outings, spanning 7 2/3 frames...picked up his third win of the year, against no losses, in season finale against High Point.


High School/Personal: Threw perfect game against Benedictine...struck out 11 in that game, including eight of the final 12 hitters...came back just 10 days later and threw a no-hitter against Liberty Christian...also has logged another no-hitter during his career...2010 VISAA Player of the Year...ent 9-1 with a 1.29 ERA...had 116 strikeouts in 64 2/3 innings pitched...threw three shutouts...three-time All-State and All-Prep (2008-10)...son of Merle and Anne Henkel...will major in Economics and Business.

HENKEL'S CAREER HIGHS

IP, Start	7.0	at UNC Asheville, 3/17/12
IP, Relief	5.2	vs. Gardner-Webb, 4/2/11
K	6	vs. Presbyterian, 3/24/12
BB	4	vs. Bucknell, 3/4/11

Henkel's Career Stats

Year	ERA	W-L	G/GS	CG	SHO	CBO	SV	IP	H	R	ER	BB	SO	HR	B/Avg	WP	HBP
2011	3.56	3-0	13/1	0	0	0	0	30.1	24	14	12	17	18	2	.216	5	4
2012	6.86	1-5	15/14	0	0	0	0	61.2	89	56	47	19	32	9	.342	9	4
2013	5.20	1-7	18/12	0	0	0	0	71.0	79	53	41	34	49	4	.295	6	5
TOTAL	5.52	5-12	46/27	0	0	0	0	163.0	192	123	100	70	99	15	.300	20	13



Jonathan Kelley

Junior ♦ Left-Handed Pitcher ♦ 6-2 ♦ 200 ♦ L/L

Wilmington, N.C. ♦ Ashley

11

breakout game came April 25 against JMU, when he allowed only two hits over 4 2/3 innings, striking out

three...made his first career start May 1 against VCU, striking out five over three innings and allowing just one run.

High School/Personal: 4A All-State Team...Ashley High School Scholar-Athlete...team MVP...All-Conference...Star News All-Area...All-Area Co-Player of the Year...Mid-Eastern Conference Player of the Year.



2013: Recorded 13 appearances on the year with an 0-1 record and a 7.00 ERA...struggled at midpoint of the year, giving up three runs at JMU and two against Norfolk State, but then unveiled a new arm slot April 3 at UVA...gave up just one earned run over his final six appearances (including that UVA game).

2012: Made 11 appearances as a true freshman, including one start...posted a 6.08 ERA...had five walks in his first 2 1/3 collegiate innings (four games), but only five in the remaining nine contests in which he pitched...threw shutout innings against William and Mary (3/6), Youngstown State (3/10) and Old Dominion (3/27), but

KELLEY'S CAREER HIGHS

IP, Start	3.0	vs. VCU, 5/1/12
IP, Relief	4.2	vs. James Madison, 4/25/12
K	5	vs. VCU, 5/1/12
BB	2	(5x), Last at Virginia, 4/3/13

Kelley's Career Stats

Year	ERA	W-L	G/GS	CG	SHO	CBO	SV	IP	H	R	ER	BB	SO	HR	B/Avg	WP	HBP
2012	6.08	0-0	11/1	0	0	0	0	13.1	13	9	9	10	11	1	.250	4	3
2013	7.00	0-1	13/0	0	0	0	0	9.0	11	12	7	9	6	1	.324	2	4
TOTAL	6.45	0-1	24/1	0	0	0	0	22.1	24	21	16	19	17	2	.279	6	7





Blaine Lafin

Freshman ♦ Right-Handed Pitcher ♦ 6-1 ♦ 185 ♦ R/R

Culpepper, Va. ♦ Culpepper

20

(OF)...former team co-captain...All-District Honorable Mention in 2012...posted a 3.00 ERA in 2012...played for American Legion CULP/RAPP fall team...co-chair of Red Cross Blood Drive...DECA treasurer...uncle, Shawn Camp, is a long-time major leaguer currently pitching for the Chicago Cubs...intends to major in Economics and Business.

High School/Personal: Four-year team member at Culpepper HS...2013 First Team All-Battlefield District



Gary LeClair

Junior ♦ Outfielder ♦ 5-11 ♦ 190 ♦ R/R

Richmond, Va. ♦ Steward School

4

13 with five RBI in three-game set with Youngstown State, also notching three doubles (3/9-3/11)...went 2 for 6 March 13 at Old Dominion...went 6 for 11 in three-game series against Presbyterian College, including 3 for 5 with two doubles in opener...was 3 for 4 April 1 at High Point, part of a 4 for 10 effort in a series that saw him lead the team in batting average.

ERA...member of the National Honor Society...son of April and Gary LeClair.

2013: Appeared in just six games with two at-bats due to injury...did not record a hit...redshirted the season

2012: Hit .245 as a true freshman...played in 41 games, starting 28 at DH and the various OF positions...had eight doubles on the year, the fourth-most for VMI...made his first collegiate start at South Carolina 2/18...recorded his first hit against Hartford March 3...had game-winning hit in the finale of that day's doubleheader, a pinch-hit single in the seventh...went 5 for

High School/Personal: Hit .543 as a senior, scoring 52 runs and stealing 33 bases...also was First Team All-State for the second straight year, along with earning All-Conference and District honors...hit nine home runs and drove in 42...As a junior, hit .400 with 27 stolen bases, showed power as well by hitting 10 home runs...was All-Conference and All-Tournament as a junior as well...also pitched in 2010, going 6-1 with a 1.70

LECLAIR'S CAREER HIGHS

AB	6	at Old Dominion, 3/13/12
R	3	vs. Presbyterian, 3/23/12
H	3	(2x), Last at High Point, 4/1/12
2B	2	vs. Presbyterian, 3/23/12
3B	None	
HR	None	
BB	1	(4x), Last vs. East Carolina, 5/18/12
RBI	3	vs. Youngstown State, 3/10/12
SB	1	(7x), Last vs. Binghamton, 3/3/13
Hit Streak	6 gms	(2x), Last 3/18 - 3/27/12

LeClair's Career Stats

Year	Avg	GP/GS	AB	R	H	2B	3B	HR	RBI	SLG%	BB	HBP	SO	OB%	SB-ATT	PO-A-E	FLD%
2012	.245	41/28	110	14	27	8	0	0	16	.318	4	3	19	.291	6-11	49-1-6	.893
2013	.000	6/0	2	2	0	0	0	0	1	.000	0	0	0	.000	1-1	0-0-0	.000
TOTAL	.241	47/28	112	16	27	8	0	0	17	.313	4	3	19	.283	7-12	49-1-6	.893



Ray Lopez

Sophomore ♦ Infielder ♦ 6-0 ♦ 190 ♦ R/R

Lancaster, Pa. ♦ Lampeter-Strasburg

7

Winthrop 5/11...3 for 5 May 16 against High Point.

SB 1 (14x), Last vs. High Point, 5/18/13
Hit Streak 7 gms., 3/10/13 - 3/20/13

High School/Personal: Three-year letterwinner at Lampeter-Strasburg HS...two-time First Team All-Section, both in 2012 (one as RHP, one as IF)...2011 Second Team All-Section (SS)...Prep Baseball's State All-Tournament Team...team MVP of District Playoff...team leadership award...holds single-season school records for stolen bases and walks...holds career school record for stolen bases as well...son of Juanito Dueno and Ray Lopez.

LECLAIR'S CAREER HIGHS

AB	5	(8x), Last vs. High Point, 5/16/13
R	2	(8x), Last vs. Winthrop, 5/11/13
H	3	(4x), Last vs. High Point, 5/16/13
2B	2	at William & Mary, 3/13/13
3B	1	vs. VCU, 4/5/13
HR	None	
BB	3	(2x), Last vs. UMES, 2/25/13
RBI	2	(5x), Last at Virginia Tech, 3/26/13

2013: Hit .279 as a true freshman with 14 steals in 19 attempts...played in 52 of VMI's 55 games, starting 46...had his first career hit in opening at-bat at Alabama...went 7 for 12 with seven walks and five runs scored in Buffalo/UMES round robin in late Feb...was a combined 6 for 9 with four runs scored in JMU/William & Mary midweek (3/12-13)...had his third consecutive multi-hit game to open the Radford series, going 2 for 4 with a run scored on March 15...stole two bases in Charleston Southern series, one of which led to him scoring the go-ahead run in a 4/13 win...went 4 for 8 with two RBI in doubleheader against Liberty 4/27...reached base three times in April 30 loss to ODU...2 for 4 with two runs scored in win over

Lopez's Career Stats

Year	Avg	GP/GS	AB	R	H	2B	3B	HR	RBI	SLG%	BB	HBP	SO	OB%	SB-ATT	PO-A-E	FLD%
2013	.279	52/46	165	32	46	10	1	0	18	.352	19	1	52	.349	14-19	42-81-14	.898
TOTAL	.279	52/46	165	32	46	10	1	0	18	.352	19	1	52	.349	14-19	42-81-14	.898



Eric Mayers (R) and Miles McQuaig (L)



Will Malbon

Freshman ♦ Outfielder ♦ 5-11 ♦ 175 ♦ L/L

Virginia Beach, Va. ♦ Cox

3

All-Region...Second Team All-Beach District as a junior, when he earned team MVP honors...hitting .425 with 25/26 stolen bases as a senior...two-year co-captain...National Honor Society...Honor Roll during entire high school career...played for Orioles Scout Team during the summer months...brother was four-year member of ODU baseball...cousin played in Cub and Indian organizations, now a hitting coach in Toronto

system...father played soccer at Hampden-Sydney...intends to major in economics and business at the Institute.

High School/Personal: Four-year letterwinner at Cox HS...First Team All-Beach District in 2013...Second Team



Eric Mayers

Senior ♦ Catcher/Outfielder ♦ 5-11 ♦ 185 ♦ R/R

Mechanicsville, Va. ♦ Hanover

22

Gardner-Webb series.

2011: Played in 13 games, starting four, as a true freshman...was 3 for 16 at the plate (.188) in limited duty...went 2 for 4 in season-opening Florida State series, including 1 for 3 in his first collegiate start Feb. 20...started three of VMI's next five games after that series...had his first collegiate extra base hit at Oregon State March 12, and also scored a run.

High School/Personal: Four-year letterwinner at Hanover...also played for the Richmond Braves, and was a teammate of fellow Keydet recruit Jordan Tarsovich...former VHSL All-Star Game MVP...three-year All-Academic Team member...brother Jacob is a 1B/RHP for the University of Richmond...son of Dayle

and Tommy Mayers...intends to major in International Studies.

MAYERS' CAREER HIGHS

AB	4	(4x), Last vs. Winthrop, 5/12/13
R	2	at Norfolk State, 4/24/13
H	2	(2x), Last vs. Winthrop, 5/12/13
2B	1	(5x), Last vs. Winthrop, 5/11/13
HR		None
BB	2	(2x), Last vs. Norfolk State, 4/24/13
RBI	2	vs. Virginia Tech, 4/23/13
SB		None
Hit Streak	(2x) 3 gms.,	Last 5/11/13 - 5/16/13

2013: Went 6 for 29 (.207) in his junior year...saw action in 17 games...made his collegiate debut as a catcher 2/25 against UMES...1 for 2 with two RBI 4/23 against Virginia Tech...made back to back starts 5/11-12 against Winthrop, going 3 for 7 over that pair of contests.

2012: Saw action in 23 games, starting six...hit .167 in 36 at-bats...had a pinch-hit double March 18 at UNC Asheville...posted a 2 for 4 effort April 11 against Longwood...went 0 for 2 in pinch-hitting roles in

Mayers' Career Stats

Year	Avg	GP/GS	AB	R	H	2B	3B	HR	RBI	SLG%	BB	HBP	SO	OB%	SB-ATT	PO-A-E	FLD%
2011	.188	13/4	16	2	3	1	0	0	0	.250	0	1	6	.235	0-0	8-1-1	.900
2012	.167	23/6	36	3	6	4	0	0	1	.278	4	3	17	.302	0-0	7-0-1	.875
2013	.207	17/7	29	3	6	1	0	0	2	.241	7	1	13	.378	0-1	9-1-0	.1.000
TOTAL	.185	53/17	81	8	15	6	0	0	3	.259	11	5	36	.320	0-1	24-2-2	.929





Miles McQuaig

Redshirt Senior ♦ Right-Handed Pitcher ♦ 6-4 ♦ 210 ♦ L/R

Midlothian, Va. ♦ Midlothian

18

2013: Made 17 appearances on the season, starting once and posting a 4.50 ERA...pitched season-high three innings in start April 24 at Norfolk State...hurled two scoreless innings on four different occasions, including Feb. 17 at Alabama...also did so against UMES, ODU and Norfolk State...charged with the loss March 3 against Binghamton for his lone decision of the year.

2012: Posted a 5.11 ERA in 10 outings, with one start...made his first career start April 24 at Longwood...pitched his first game since 2010 March 6 against William & Mary, retiring one batter...did not allow a run in his first six outings of the season, a span of five innings...went 1 2/3 hitless innings against Old Dominion on March 27...pitched a season-high three frames April 11 in loss to Longwood, allowing two runs.

2011: Did not play.

2010: Made six appearances on the mound...posted a 5.62 ERA, but did strike out 11 hitters over just eight

innings...struck out a career-best six in three innings against Presbyterian College (5/21), allowing two solo home runs...came in with the bases loaded against Radford (5/1) and retired the next two batters without allowing a run...recorded a shutout ninth against #7 Coastal Carolina...made his first appearance on the mound in game one against UMES (3/5), allowing three runs over 1.2 innings...also had six at-bats on the year, including a pinch-hit single for his first collegiate hit, 3/6 against UMES.

High School/Personal: Three-year letterman under head coach Scott Hueston at Midlothian...named Second Team All-District as both a pitcher and outfielder in his senior year...hit .489 with four doubles, two home runs, a .850 slugging percentage and 24 RBIs as a senior...also went 6-2 with a 3.12 ERA and was named Team MVP in his senior season...ent 7-0 as a pitcher and hit .450 with 22 RBIs in his sophomore season, helping lead Midlothian to a 17-3 mark...son of David and Kathy McQuaig...played with the Richmond Braves, and won two state championships with the Rise Baseball Club...named to the 2009 Top Prospect team at the 2008 VVBA Championship...was ranked among the top 25 players in Virginia by Impact Baseball...majoring in psychology.

MCQUAIG'S CAREER HIGHS

IP, Start	3.0	at Norfolk State, 4/24/13
IP, Relief	3.0	(2x), Last vs. Longwood, 4/11/12
K	6	vs. Presbyterian College, 5/21/10
BB	2	(2x), Last vs. JMU, 4/2/13

McQuaig's Career Stats

Year	ERA	W-L	G/GS	CG	SHO	CBO	SV	IP	H	R	ER	BB	SO	HR	B/Avg	WP	HBP
2010	5.62	0-0	6/0	0	0	0	0	8.0	8	5	5	4	11	2	.258	1	0
2012	5.11	0-0	10/1	0	0	0	0	12.1	17	10	7	3	10	2	.309	0	2
2013	4.50	0-1	17/1	0	0	0	0	24.0	27	14	12	8	20	2	.270	4	1
TOTAL	4.87	0-1	33/2	0	0	0	0	44.1	52	29	24	15	41	6	.280	5	3



Sheldon Shifflett

Junior ♦ Outfielder ♦ 5-9 ♦ 165 ♦ R/R

Charlottesville, Va. ♦ St. Anne's Belfield

34

2013: Hit .235 in 38 games, 26 of which he started...hit .235 with 10 doubles...went 3 for 4 with three doubles and two runs scored in win over UMES 2/24...2 for 3 with double and RBI 3/8 at Western Kentucky...2 for 3 with double and run scored in loss to Radford 3/16...went 4 for 9 with two RBI in doubleheader split at Longwood 3/23...2 for 6 with three runs driven in in win over Coastal Carolina March 30...2 for 5 in VMI's next game, an April 2 win over James Madison...2 for 4 with a

triple at #4 Virginia 4/3.

2012: Was 3 for 23 (.130) as a true freshman...saw action in 14 games, starting five...picked up his first collegiate hit 2/26 against Lafayette in his first start...had a RBI hit March 4 in his second straight start against Hartford...also had a stolen base in that game...made his final start of the year March 13 at Old Dominion.

High School/Personal: Hit .370 as a junior, earning honorable mention All-State honors in the process...he posted an OPS (on-base plus slugging) of 1.232, including an on-base percentage of nearly .500 that season...Shifflett is a four-year letterwinner in both baseball and football, and has earned academic honors each

of those seasons as well...he also played for the AAU National Champions in 2007 and won the MVP honors...son of Vernell and James Shifflett.

SHIFFLETT'S CAREER HIGHS

AB	6	vs. Coastal Carolina, 3/30/13
R	2	(2x), Last at James Madison, 4/2/13
H	3	vs. UMES, 2/24/13
2B	3	vs. UMES, 2/24/13
3B	1	at Virginia, 4/3/13
HR		None
RBI	3	vs. Coastal Carolina, 3/30/13
BB	1	(11x), Last vs. Liberty, 4/27/13
SB	1	vs. Hartford, 3/4/12
Hit Streak		4 gms. (2x), Last 3/30-4/5/13

Shifflett's Career Stats

Year	Avg	GP/GS	AB	R	H	2B	3B	HR	RBI	SLG%	BB	HBP	SO	OB%	SB-ATT	PO-A-E	FLD%
2012	.130	14/5	23	0	3	0	0	0	2	.130	1	1	12	.200	1-1	5-1-1	.857
2013	.235	38/26	102	15	24	10	1	0	11	.353	10	1	24	.310	0-2	0-0-0	.000
TOTAL	.216	52/31	125	15	27	10	1	0	13	.312	11	2	36	.290	1-3	5-1-1	.857





Jason Stafford

Sophomore ♦ Right-Handed Pitcher ♦ 6-7 ♦ 220 ♦ R/R

Lynchburg, Va.. ♦ Jefferson Forest

38

High School/Personal: Two-year letterwinner at Jefferson Forest HS...Rawlings All-East Coast Honorable Mention while playing for Richmond Braves travel team...Virginia Stars member...Team USA - North Atlantic...two-year letterwinner in basketball...son of Bill and Sherry Stafford...intends to major in Economics and Business.

STAFFORD'S CAREER HIGHS

IP, Relief	1.0	vs. Norfolk State, 3/19/13
K	1	vs. Norfolk State, 3/19/13
BB	1	vs. Buffalo, 3/19/13

2013: Appeared in three games as a true freshman...pitched a perfect inning with one strikeout March 19 against Norfolk State...retired only batter he faced April 21 at Campbell...also appeared in February against Buffalo...tallest player on VMI team since 2008 (Matt Murrer).

Stafford's Career Stats

Year	ERA	W-L	G/GS	CG	SHO	CBO	SV	IP	H	R	ER	BB	SO	HR	B/Avg	WP	HBP
2013	5.40	0-0	3/0	0	0	0	0	1.2	1	1	1	1	1	0	.200	0	0
TOTAL	5.40	0-0	3/0	0	0	0	0	1.2	1	1	1	1	1	0	.200	0	0



Thomas Stallings

Junior ♦ Infielder ♦ 5-10 ♦ 180 ♦ R/R

Charlottesville, Va. ♦ Miller School

9

in the series finale versus Hartford (3/4)...saw his first collegiate action at third base on 3/11 against Youngstown State...had played at second base previously...also saw time at first base during the year...had a go-ahead, extra-inning RBI single at UNC Asheville (3/17)...went 1 for 2 with two runs scored, two RBI and two walks 4/21 against Campbell.

High School/Personal: Named Second Team All-State in 2011...four-year starting shortstop for the Miller School, including on a team that advanced to the state semifinals in 2008...First Team All-Conference selection (2010)...Second Team All-State honoree (2010)...participated in a pair of 2010 Perfect Game National Showcases and also played for American Legion Post 74 for three seasons, hitting .418 in 2010...Earned the Outstanding Citizenship Award from the Sons of the American Revolution.

STALLINGS' CAREER HIGHS

AB	5	at Virginia Tech, 3/26/13
R	3	at Longwood, 3/23/13
H	3	at Longwood, 3/23/13
2B	1	(7x), Last vs. V&M, 4/9/13
3B	1	vs. UMES, 2/25/13
HR	1	at Longwood, 3/23/13
RBI	3	at Longwood, 3/23/13
BB	2	(2x) Last vs. Campbell, 4/21/12
SB	1	(2x), Last at Longwood, 3/23/13
Hit Streak		3 games, 2/25/13 - 3/3/13

2013: Hit .204 in 42 games, seeing action at both second and third base...hit his first career home run in double-header finale at Longwood (3/23) and wound up 3 for 4 with three RBI and three runs scored...earlier in the year, was 2 for 6 against UMES 2/25, including VMI's fourth triple of the game, a hit that set a new single-game record...2 for 5 in win at Virginia Tech 3/26...2 for 2 with an RBI and run scored in 4/2 win over James Madison...2 for 3 with two RBI in 4/3 loss to #4 Virginia.

2012: Hit 6-52 (.115) as a true freshman, seeing time all over the infield...made his first collegiate start 2/24 and also notched his first hit in that game...scored two runs

Stallings' Career Stats

Year	Avg	GP/GS	AB	R	H	2B	3B	HR	RBI	SLG%	BB	HBP	SO	OB%	SB-ATT	PO-A-E	FLD%
2012	.115	35/12	52	7	6	1	0	0	6	.135	7	4	25	.270	1-1	25-25-8	.862
2013	.204	42/24	98	11	20	6	1	1	12	.316	8	1	30	.269	1-2	52-72-10	.925
TOTAL	.173	77/36	150	18	26	7	1	1	18	.253	15	5	55	.269	2-3	77-97-18	.906



Thomas Stallings (L) and Sheldon Shifflett (R)





Jordan Tarsovich

Redshirt Junior ♦ Outfielder ♦ 5-10 ♦ 180 ♦ R/R

Richmond, Va. ♦ Trinity

33

2013: Ranked among the Division I leaders in walks for much of the year before finishing with 48, setting a new Keydet record and leading the Big South...wound up the year hitting .299 and starting all 55 games...had a .445 on-base percentage, which ranked fifth in the Big South...stole 18 bases (tied for seventh in the conference) in 24 tries...was the team leader and ranked seventh in the BSC with 16 doubles...was on base 7 of his 13 plate appearances in the season-opening Alabama series...reached base in each of the season's first five games, and after being kept off the basepaths against Buffalo on 2/24, rebounded by reaching in eight of his next nine trips to the plate...3 for 4 with two RBI in game one against Binghamton 3/3...2 for 4 with three runs scored and two RBI at James Madison March 12...5 for 8 with six RBI in Norfolk State/Richmond midweek games in mid-March...hit his first home run since 2011 in win over Longwood on 3/23...went 2 for 4 with his second home run of the season 4/7 against VCU...had five hits in the Charleston Southern series, including three in the series-opening win, during which he singled home

the go-ahead run in the 10th inning...2 for 4 with a walk 4/20 at Campbell...had two of VMI's three hits in 4/26 loss to Liberty, then walked three times in series finale.

Summer 2013: Named the 2013 Valley League Player of the Year during the summer season after playing for Strasburg...named the Valley League's 11th-best prospect by Perfectgame.org.

2012: Hit .286 with four stolen bases in 13 games...was having a breakout year until suffering a foot injury during Hartford series...attempted to return against Old Dominion March 14, but was forced back to the injured list less than a week later...hit .500 (6 for 12) in series against Lafayette with three extra base hits and two stolen bases...was 2 for 5 in opener against Hartford before injury...had a pinch-hit single March 17 against UNC Asheville.

2011: Appeared in 23 games as a true freshman, a large portion of which were as a defensive replacement...did start 10 contests as well, including six of eight at one point in mid-March...hit .261 with three RBI...had his first career hit, a single, March 11 versus New Mexico State...also drove in his first run in that game...posted hits against Oregon State March 12 and 13...was 1 for 2 with a walk at Presbyterian (3/27)...went 1 for 4 in the

opener of a double-header with Liberty (4/23), a game that was his final start of the year.

High School/Personal: Second Team All-State (2010)...former teammate of fellow Keydet recruit Berkley Hawkins...First Team All-Conference (2010)...earned school's Titan award, given to the "athlete that coaches feel best embodies the spirit of teamwork, focus, hustle and sacrifice"...son of Jane and Phil Tarsovich...planning to major in Economics and Business.

TARSOVICH'S CAREER HIGHS

AB	6	vs. Binghamton, 3/2/13
R	3	(3x), Last vs. Norfolk State, 3/19/13
H	3	(6x), Last at Charleston So., 4/13/13
2B	2	at Charleston So., 4/14/13
3B	1	(5x), Last vs. Coastal, 3/29/13
HR	1	vs. VCU, 4/7/13
BB	3	(2x), Last vs. Liberty, 4/27/13
RBI	3	(2x), Last vs. Richmond, 3/20/13
SB	2	(3x), Last vs. JMU, 4/2/13
Hit Streak	14 gms., 3/2 - 3/23/13	

Tarsovich's Career Stats

Year	Avg	GP/GS	AB	R	H	2B	3B	HR	RBI	SLG%	BB	HBP	SO	OB%	SB-ATT	PO-A-E	FLD%
2011	.261	23/10	23	5	6	0	0	0	3	.261	5	0	2	.393	2-2	17-1-0	1.000
2012	.286	13/10	42	7	12	3	2	0	4	.452	2	1	7	.333	4-5	14-0-0	1.000
2013	.299	55/55	204	45	61	16	3	2	28	.436	48	8	34	.445	18-24	112-5-1	.992
TOTAL	.294	91/75	269	57	79	19	5	2	35	.424	55	9	43	.426	24-31	143-6-1	.993



Tyler Tharp

Freshman ♦ First Baseman ♦ 6-3 ♦ 195 ♦ L/L

Virginia Beach, Va. ♦ Kempsville

31

District all four years)...First Team All-Region...four-year letterwinner at Kempsville HS...led Beach District in batting average as a senior (.468)...also ranked third in home runs with five and third in RBI with 26...played for the Tidewater Drillers and Orioles...voted top male athlete at Kempsville as a senior...team captain...majoring in chemistry at VMI.

High School/Personal: First Team All-State 1B (AAA)...First Team All-Beach District (voted All-Beach



Travis Thomas

Redshirt Senior ♦ Right-Handed Pitcher ♦ 6-4 ♦ 195 ♦ R/R

Fredericksburg, Va. ♦ Riverbend

17

season Feb. 28 at William & Mary, taking the loss...charged with the loss March 11 against Youngstown State.

2011: Went 2-1 with three saves and a 4.43 ERA...pitched in 28 games, the fifth-most in school history for a single season...gave up nine of his 20 earned runs in two outings...when those outings are disregarded, ERA falls to 2.56...picked up win with shutout inning against Binghamton (2/27)...threw 1 2/3 shutout frames in win at James Madison (3/8)...VMI's first win in Harrisonburg since 1976...won series finale at Winthrop, thanks to a shutout inning of work (3/20)...worked 2 1/3 innings of shutout ball during the

Presbyterian series (3/25-27)...threw two shutout innings in doubleheader opener at Radford (4/10)...picked up his first save with three hitless innings at Charleston Southern (4/17)...went 3 1/3 innings in Liberty series (4/22-23), allowing no runs on two hits and getting a save in the series finale...threw two shutout innings in win over UNC Asheville (5/13)...pitched two scoreless innings in Big South Tournament against Radford.

2010: Had a 6.94 ERA on the year, but the majority of that damage came thanks to a pair of bad outings...when his appearances on 3/21 and 5/21 are removed, Thomas' ERA falls to 4.12...

2013: Redshirted the season due to elbow surgery.

2012: Finished his junior year 0-2 with a 9.26 ERA...made just nine appearances, the last of which came on April 10...missed the final six weeks of the season due to injury...pitched a shutout inning Feb. 24 against Lafayette...threw 1 2/3 innings of shutout ball March 4 against Hartford...made his lone start of the

went 4.2 innings in his first collegiate start, giving up two fifth-inning runs against JMU (4/7)...got his first collegiate win, and only win of 2010, by allowing one run on three hits over four innings against La Salle (3/11)...gave up one run in two innings against #7 Coastal Carolina (4/23)...worked a scoreless inning of relief against #4 Coastal at the Big South Championship (5/26), striking out two.

High School/Personal: Four-year letterman under head coach Tim Stimmell at Riverbend...in his senior season, was named the Commonwealth District Player of the Year after earning First Team All-District accolades as a pitcher and as a utility player...was also named Second

Team All-Metro at first base...as a junior, posted a 2.57 ERA in 52 innings for Riverbend, striking out 58 batters...Honorable Mention selection at pitcher and Second Team All-District utility player...also played basketball...Son of Tracey and Leslie Thomas...played for the Canes Showcase baseball team in 2008 and for the Faris Braves in 2007...majoring in economics & business.

THOMAS' CAREER HIGHS

IP, Start	4.2	vs. James Madison, 4/7/10
IP, Relief	4.0	vs. LaSalle, 3/11/10
K	5	vs. James Madison, 4/7/10
BB	3	vs. Presbyterian, 5/21/10

Thomas' Career Stats

Year	ERA	W-L	G/GS	CG	SHO	CBO	SV	IP	H	R	ER	BB	SO	HR	B/Avg	WP	HBP
2010	6.94	1-0	12/1	0	0	0	0	23.1	30	19	18	8	18	2	.326	5	4
2011	4.43	2-1	28/1	0	0	0	3	40.2	39	21	20	9	46	3	.260	2	7
2012	9.26	0-2	9/1	0	0	1	0	11.2	17	13	12	6	13	2	.362	3	1
TOTAL	5.95	3-3	49/3	0	0	1	3	75.2	86	53	50	23	77	7	.298	10	12



Cameron Walter

Redshirt Junior ♦ First Baseman/DH ♦ 6-4 ♦ 230 ♦ R/R

Centreville, Va. ♦ Centreville

37

as well...saw a great deal of time at first base, serving as the team's regular starter there for the final two months of the season...had two hits March 18 at UNC Asheville...hit his first career home run in his next game, March 21 at Virginia...broke out of a slump with two hits against Richmond April 3...that started a run of three straight two-hit games...went 2 for 4 with two RBI April 6 against Winthrop, including a home run...hit .417 against WU...went 2 for 5 April 11 against Longwood...had two RBI singles in Coastal series...had two hits against Campbell 4/20...had his final triple of the year 4/27 against Gardner-Webb.

2011: Part of the VMI football program, transferred full-time to baseball at the conclusion of the season.

High School/Personal: Four-year letterwinner at Centreville HS...All-State, Region and First Team All-

Metro senior season, when he hit .532 with 13 doubles and seven home runs...father played football for The Citadel...plans to major in Economics and Business...son of Jeff and Suzanne Walter.

WALTER'S CAREER HIGHS

AB	5	(3x), Last vs. Longwood, 4/11/12
R	2	vs. Winthrop, 4/6/12
H	2	(7x), Last vs. Campbell, 4/20/12
2B	1	(2x), Last at Gardner-Webb, 4/29/12
3B	1	(3x), Last at Gardner-Webb, 4/27/12
HR	1	(2x), Last vs. Winthrop, 4/6/12
RBI	2	vs. Winthrop, 4/6/12
BB	2	at VCU, 5/18/12
SB		None
Hit Streak		4 gms, 4/3 - 4/7/12

2013: Played in 25 games (three starts) as a redshirt sophomore...hit .208 with three RBI, frequently used as a late-inning defensive replacement...season highlighted by walkoff RBI single against VCU April 6, which gave the Keydets their first three-game winning streak over the Rams ever...had two RBI in Charleston Southern series...was 1 for 2 with a run scored April 23 against Virginia Tech before injuring hamstring and missing the remainder of the season.

2012: In first full season with baseball program, hit .256 in 39 games (31 starts)...had three triples on the season

Walter's Career Stats

Year	Avg	GP/GS	AB	R	H	2B	3B	HR	RBI	SLG%	BB	HBP	SO	OB%	SB-ATT	PO-A-E	FLD%
2012	.256	39/31	121	12	31	2	3	2	11	.372	6	1	30	.295	0-0	243-18-2	.992
2013	.208	25/3	24	3	5	0	0	0	3	.208	2	1	3	.296	0-0	62-7-1	.986
TOTAL	.248	64/34	145	15	36	2	3	2	14	.345	8	2	33	.295	0-0	305-25-3	.991



Matt Winn

Redshirt Junior ♦ Catcher ♦ 6-0 ♦ 220 ♦ R/R

Richmond, Va. ♦ JR Tucker

8

15-game hitting streak and a 24-game run of reaching base stretch from 3/23 until 4/19...hit over .460 during that run...tied 3/2 game against eventual NCAA Regional participant Binghamton with an extra-inning home run...went 5 for 11 during games of 3/12-3/16 and also caught 3 of 6 runners trying to steal during that time...had two two-hit games in Coastal series in late March, also had three doubles and nabbed three of four attempted basestealers...2 for 4 with two runs scored at #4 Virginia on April 3...went a stunning 10 for 15 (.667 BA) in games played 4/2 - 4/7...3 for 4 with three RBI in 4/23 loss to Virginia Tech...2 for 4 with a walk in finale of Liberty series 4/27...2 for 5 with two RBI in finale against Winthrop (5/12), including an RBI single off WU relief ace Eric Ruth, which was just the second earned run Ruth had surrendered all season.

2012: Strong defensive catcher saw action in 48 games, starting 41...threw out 27.9% of runners trying to steal, including two in collegiate debut against South Carolina...had a two-hit game against Youngstown State March 9, but was hitting just .133 going into March 21's game at Virginia...collected two hits that night and started a five-game run during which he raised his average over 70 points...had his first career home run in his home town of Richmond, going deep April 10 at VCU...that was part of a four-game hitting streak for Winn...also had a seven-game hitting streak run April 21 - May 2, during which he hit .375 with a home run and four doubles...home run came May 1 against VCU...had the eventual game-winning double May 11 against Charleston Southern...

2013: Second Team All-Big South catcher...one of 15 catchers in Division I named a semifinalist for the Johnny Bench Award, given to DI's top catcher annually...was the first Keydet to advance that far for the award, as only two others (Mike Roberts and Alex Haituka) had reached the VWatch List for the honor previously...was a force both defensively and offensively, hitting .333 to rank eighth in the Big South...his on-base percentage of .449, aided by 14 hit by pitches, ranked fourth in the league...also threw out 41.2% of runners trying to steal against him...saw action in 52 games, starting 44...had a



Player Profiles

also notched two hits in season-ending win at VCU, as he went 4 for 11 with two home runs against his hometown Rams on the season.

2011: Did not see game action.

High School/Personal: Four-year letterwinner at JR Tucker...former All-District catcher, hitting .469 his junior year...also hit a solid .333 during his final high school

campaign...also played in the VHSL and Legion All-Star games...son of Brenda and Marshall Winn...will major in International Studies at VMI.

3B 1 at Alabama, 2/15/13
HR 1 (4x), Last vs. VCU, 4/6/13
RBI 3 (2x), Last vs. Virginia Tech, 4/23/13
BB 3 vs. High Point, 5/16/13
SB None
Hit Streak 14 gms., 3/26 - 4/19/13

WINN'S CAREER HIGHS

AB 6 at VCU, 4/17/13
R 2 (3x), Last vs. VCU, 4/5/13
H 3 vs. Virginia Tech, 4/23/13
2B 2 (2x), Last vs. Charleston So., 5/11/12

Winn's Career Stats

Year	Avg	GP/GS	AB	R	H	2B	3B	HR	RBI	SLG%	BB	HBP	SO	OB%	SB-ATT	PO-A-E	FLD%
2012	.220	48/41	118	16	26	7	0	2	17	.331	10	4	35	.296	0-1	278-46-2	.994
2013	.333	52/44	153	16	51	11	1	2	18	.458	19	14	38	.449	0-0	255-50-8	.974
TOTAL	.284	100/85	271	32	77	18	1	4	35	.402	29	18	73	.385	0-1	533-96-10	.984



Andrew Woods

Junior ♦ Right-Handed Pitcher ♦ 6-0 ♦ 210 ♦ R/R

Richmond, Va. ♦ Benedictine

36

3/20...picked up a victory with 2 1/3 one-hit innings against eventual regional qualifier Binghamton March 3...allowed just one hit in 1 2/3 innings at Charleston Southern 4/14.

member of the University of Richmond baseball team, while his mother, Elizabeth, was in the crew program at Marietta College.

WOODS' CAREER HIGHS

IP, Relief 5.0 vs. Winthrop, 5/10/13
K 4 vs. Winthrop, 5/10/13
BB 3 vs. Binghamton, 3/2/13

2013: Finished his sophomore year with a 2-1 record in 21 outings...had a 4.58 ERA in 35 1/3 innings...pitched very well in conference games, holding opponents to a .169 average against in 18 innings...best outing of the season was in suspended game against Winthrop, where he pitched five one-hit innings, striking out four on May 10/11...pitched two perfect innings April 20 at Campbell...allowed just one hit in 2 1/3 innings against Coastal Carolina 3/30 and was VMI's first winning pitcher against the Chanticleers since 2008...pitched shutout innings at Radford 3/15 and against Richmond

2012: Appeared in two games during his true freshman season...made his collegiate debut April 10 at VCU, working 1 1/3 scoreless innings with one strikeout...also pitched May 2 at Virginia Tech, surrendering three runs without retiring a hitter.

High School/Personal: Two-time First Team All-State selection...10-1 with a 2.14 ERA and .177 OBA, striking out 72 in 62 innings (2011)...All-Metro...also hit .426 at the plate...received the Barry Gibrall Academic Award from his high school, and is a former participant in the Virginia Commonwealth Games...father, Robert, is a for-

Woods' Career Stats

Year	ERA	W-L	G/GS	CG	SHO	CBO	SV	IP	H	R	ER	BB	SO	HR	B/Avg	WP	HBP
2012	20.25	0-0	2/0	0	0	0	0	1.1	3	3	3	0	1	0	.429	0	1
2013	4.58	2-1	21/0	0	0	0	0	35.1	28	20	18	11	22	0	.217	5	0
TOTAL	5.15	2-1	23/0	0	0	0	0	36.2	31	23	21	11	23	0	.228	5	1



Josh Worthley

Freshman ♦ Outfielder ♦ 5-10 ♦ 195 ♦ L/R

Virginia Beach, Va. ♦ Kellam

16

(eight) and RBI (33)...three-year varsity player at Kellam HS...holds school single-season records for home runs and RBI...also played for Richmond Braves and Tidewater Drillers...four-year honor roll recipient...intends to major in economics and business at the Institute.

High School/Personal: First Team All-Beach District...First Team All-Region...led district in home runs



Matt Winn (L)
and Jordan
Tarsovich (R)



2013 VMI Baseball
Overall Statistics for VMI (End of Season)
(All games Sorted by Batting avg)

Record: 20-35 Home: 13-16 Away: 7-19 Big South: 6-18

Player	avg	gp-gs	ab	r	h	2b	3b	hr	rbi	tb	slg%	bb	hp	so	gdp	ob%	sf	sh	sb-att	po	a	e	fld%
DICKINSON, Rob	.399	52-48	198	34	79	12	3	7	46	118	.596	18	9	18	1	.461	5	0	15-20	129	2	0	1.000
WINN, Matt	.333	52-44	153	16	51	11	1	2	18	70	.458	19	14	38	1	.449	1	7	0-0	255	50	8	.974
TARSOVICH, Jordan	.299	55-55	204	45	61	16	3	2	28	89	.436	48	8	34	0	.445	3	4	18-24	112	5	1	.992
ANGUS, Brandon	.282	55-55	202	31	57	7	2	2	26	74	.366	22	6	38	2	.366	2	12	22-31	128	6	1	.993
LOPEZ, Ray	.279	52-46	165	32	46	10	1	0	18	58	.352	19	1	52	1	.349	4	4	14-19	42	81	14	.898
HAWKINS, Berkley	.276	18-7	29	4	8	1	0	0	5	9	.310	2	0	8	2	.323	0	2	0-0	59	3	2	.969
DWYER, Nick	.269	46-40	145	16	39	8	4	0	13	55	.379	8	3	44	1	.316	2	3	6-8	51	98	14	.914
DOWDELL, Red	.267	43-27	105	15	28	3	0	1	20	34	.324	14	1	24	1	.347	4	0	1-1	67	4	1	.986
CONNERLEY, Will	.250	42-33	120	15	30	5	0	2	14	41	.342	13	3	32	0	.331	3	5	3-4	164	17	2	.989
BRYAN, Drew	.249	53-51	169	24	42	7	2	0	20	53	.314	16	4	35	3	.325	2	6	2-6	99	135	15	.940
SHIFFLETT, Sheldon	.235	38-26	102	15	24	10	1	0	11	36	.353	10	1	24	1	.310	0	3	0-2	0	0	0	.000
HOLDER, Cody	.227	36-23	88	14	20	5	1	2	20	33	.375	10	3	15	1	.314	4	1	1-1	160	17	5	.973
WALTER, Cameron	.208	25-3	24	3	5	0	0	0	3	5	.208	2	1	3	0	.296	0	1	0-0	62	7	1	.986
MAYERS, Eric	.207	17-7	29	3	6	1	0	0	2	7	.241	7	1	13	1	.378	0	1	0-1	9	1	0	1.000
STALLINGS, Thomas	.204	42-24	98	11	20	6	1	1	12	31	.316	8	1	30	1	.269	1	1	1-2	52	72	10	.925
GEARY, David	.192	15-6	26	5	5	1	0	0	0	6	.231	4	0	11	0	.300	0	0	0-2	35	4	1	.975
DIAMOND, Brandon	.154	23-0	13	3	2	0	0	0	2	2	.154	3	0	8	0	.313	0	0	0-0	0	0	0	.000
DONOVAN, Michael	.000	8-0	3	2	0	0	0	0	0	0	.000	0	0	1	0	.000	0	0	0-0	0	1	1	.500
LECLAIR, Gary	.000	6-0	2	2	0	0	0	0	1	0	.000	0	0	0	0	.000	1	0	1-1	0	0	0	.000
Totals	.279	55	1875	290	523	103	19	19	259	721	.385	223	56	428	16	.367	32	50	84-122	1462	574	92	.957
Opponents	.274	55	1889	313	517	82	11	23	273	690	.365	182	39	337	18	.346	26	50	39-65	1476	578	78	.963

LOB - Team (470), Opp (411). DPs turned - Team (42), Opp (36). IBB - Team (8), DICKINSON, R 5, WINN, M. 1, SHIFFLETT, S 1, BRYAN, D. 1, Opp (7). Picked off - ANGUS, B. 5, TARSOVICH, J 4, DICKINSON, R 2, LOPEZ, R. 2, CONNERLEY, W 1, DONOVAN, M. 1, HOLDER, C. 1, DOWDELL, R. 1, BRYAN, D. 1, DWYER, N. 1.

(All games Sorted by Earned run avg)

Player	era	w-l	app	gs	cg	sho	sv	ip	h	r	er	bb	so	2b	3b	hr	b/avg	wp	hp	bk	sfa	sha
GORMAN, Micah	0.00	0-1	9	0	0	0/0	0	7.1	10	4	0	1	5	0	0	0	.313	0	0	0	0	1
EDENS, Taylor	2.52	0-0	16	1	0	0/0	1	25.0	25	10	7	7	16	6	1	1	.269	1	1	0	2	0
BACH, Connor	2.81	2-4	13	13	1	0/1	0	83.1	62	31	26	35	45	8	1	5	.208	5	7	1	1	8
BROWN, Jeremy	3.26	3-1	8	7	0	0/0	0	38.2	37	17	14	6	29	7	0	2	.239	1	2	1	2	4
MCQUAIG, Miles	4.50	0-1	17	1	0	0/0	0	24.0	27	14	12	8	20	4	1	2	.270	4	1	0	1	0
WOODS, Andrew	4.58	2-1	21	0	0	0/0	0	35.1	28	20	18	11	22	3	0	0	.217	5	0	0	2	1
LIGHTON, T.J.	5.09	4-3	13	10	1	1/0	0	46.0	59	35	26	7	23	12	1	2	.309	4	5	0	0	3
HENKEL, Campbell	5.20	1-7	18	12	0	0/0	0	71.0	79	53	41	34	49	11	3	4	.295	6	5	0	6	12
GARRETT, John	5.26	3-5	26	0	0	0/1	3	39.1	47	25	23	11	34	10	2	0	.311	3	2	0	5	7
MONTAGUE, Andrew	5.32	0-1	29	0	0	0/0	2	23.2	27	23	14	14	27	3	1	3	.281	9	3	0	2	4
STAFFORD, Jason	5.40	0-0	3	0	0	0/0	0	1.2	1	1	1	1	1	0	0	0	.200	0	0	0	1	0
GARRETT, Reed	5.56	3-8	18	9	1	1/0	0	68.0	82	50	42	28	51	14	0	3	.301	10	8	0	2	8
ELLIS, Rian	5.59	1-2	7	0	0	0/0	0	9.2	14	11	6	7	5	2	1	0	.326	0	1	0	1	1
KELLEY, Jonathan	7.00	0-1	13	0	0	0/0	0	9.0	11	12	7	9	6	1	0	1	.324	2	4	0	0	1
CASH, Lucas	11.81	1-0	2	2	0	0/0	0	5.1	8	7	7	3	4	1	0	0	.364	0	0	1	1	0
Totals	4.51	20-35	55	55	3	3/1	6	487.1	517	313	244	182	337	82	11	23	.274	50	39	3	26	50
Opponents	4.26	35-20	55	55	2	1/0	10	492.0	523	290	233	223	428	103	19	19	.279	54	56	9	32	50

PB - Team (5), WINN, M. 4, DOWDELL, R. 1, Opp (12). Pickoffs - Team (7), WINN, M. 3, HENKEL, C. 2, MCQUAIG, M. 1, BACH, C. 1, Opp (19). SBA/ATT - WINN, M. (30-51), HENKEL, C. (13-20), GARRETT, R. (8-12), DOWDELL, R. (9-11), BACH, C. (2-9), LIGHTON, T. (2-5), EDENS, T. (1-4), KELLEY, J. (3-4), BROWN, J. (4-4), MONTAGUE, A. (2-2), WOODS, A. (1-2), GARRETT, J. (1-1), MCQUAIG, M. (1-1), STAFFORD, J. (1-1).



2013 VMI Baseball
Overall Statistics for VMI (End of Season)
(All games Sorted by Fielding pct)

Player	c	po	a	e	fld%	dp	sba	csb	sba%	pb	ci
DICKINSON, Rob	131	129	2	0	1.000	0	0	0	---	0	0
MAYERS, Eric	10	9	1	0	1.000	0	0	0	---	0	0
MCQUAIG, Miles	6	2	4	0	1.000	1	1	0	1.000	0	0
GARRETT, John	6	3	3	0	1.000	0	1	0	1.000	0	0
GORMAN, Micah	1	0	1	0	1.000	0	0	0	---	0	0
ANGUS, Brandon	135	128	6	1	.993	1	0	0	---	0	0
TARSOVICH, Jordan	118	112	5	1	.992	0	0	0	---	0	0
CONNERLEY, Will	183	164	17	2	.989	15	0	0	---	0	0
DOWDELL, Red	72	67	4	1	.986	0	9	2	.818	1	0
WALTER, Cameron	70	62	7	1	.986	3	0	0	---	0	0
GEARY, David	40	35	4	1	.975	5	0	0	---	0	0
WINN, Matt	313	255	50	8	.974	1	30	21	.588	4	0
HOLDER, Cody	182	160	17	5	.973	14	0	0	---	0	0
HAWKINS, Berkley	64	59	3	2	.969	5	0	0	---	0	0
GARRETT, Reed	22	11	10	1	.955	0	8	4	.667	0	0
BRYAN, Drew	249	99	135	15	.940	28	0	0	---	0	0
STALLINGS, Thomas	134	52	72	10	.925	14	0	0	---	0	0
DWYER, Nick	163	51	98	14	.914	14	0	0	---	0	0
BROWN, Jeremy	10	3	6	1	.900	0	4	0	1.000	0	0
LOPEZ, Ray	137	42	81	14	.898	7	0	0	---	0	0
LIGHTON, T.J.	9	3	5	1	.889	0	2	3	.400	0	0
HENKEL, Campbell	25	3	19	3	.880	2	13	7	.650	0	0
BACH, Connor	19	5	11	3	.842	0	2	7	.222	0	0
MONTAGUE, Andrew	6	0	5	1	.833	1	2	0	1.000	0	0
WOODS, Andrew	5	2	2	1	.800	0	1	1	.500	0	0
ELLIS, Rian	4	1	2	1	.750	0	0	0	---	0	0
EDENS, Taylor	9	3	3	3	.667	0	1	3	.250	0	0
KELLEY, Jonathan	3	2	0	1	.667	0	3	1	.750	0	0
DONOVAN, Michael	2	0	1	1	.500	0	0	0	---	0	0
DIAMOND, Brandon	0	0	0	0	.000	0	0	0	---	0	0
CASH, Lucas	0	0	0	0	.000	0	0	0	---	0	0
SHIFFLETT, Sheldon	0	0	0	0	.000	0	0	0	---	0	0
STAFFORD, Jason	0	0	0	0	.000	0	1	0	1.000	0	0
LECLAIR, Gary	0	0	0	0	.000	0	0	0	---	0	0
Totals	2128	1462	574	92	.957	42	39	26	.600	5	0
Opponents	2132	1476	578	78	.963	36	84	38	.689	12	0



(Big South games only Sorted by Batting avg)

Record: 6-18 Home: 2-10 Away: 4-8 Big South: 6-18

Player	avg	gp-gs	ab	r	h	2b	3b	hr	rbi	tb	slg%	bb	hp	so	gdp	ob%	sf	sh	sb-att	po	a	e	fld%
DIAMOND, Brandon	.500	9-0	2	2	1	0	0	0	1	1	.500	1	0	1	0	.667	0	0	0-0	0	0	0	.000
DICKINSON, Rob	.405	22-20	79	10	32	4	1	3	20	47	.595	11	3	13	0	.484	2	0	5-6	60	1	0	1.000
HAWKINS, Berkley	.364	7-3	11	3	4	1	0	0	5	5	.455	1	0	3	0	.417	0	1	0-0	16	3	1	.950
WINN, Matt	.306	24-21	72	4	22	5	0	0	4	27	.375	12	5	15	0	.438	0	3	0-0	112	24	2	.986
CONNERLEY, Will	.281	20-15	57	5	16	3	0	0	4	19	.333	3	1	15	0	.317	2	4	1-1	83	11	1	.989
ANGUS, Brandon	.267	24-24	86	11	23	2	1	1	12	30	.349	10	1	15	0	.347	1	9	8-11	66	1	1	.985
GEARY, David	.267	8-4	15	2	4	1	0	0	0	5	.333	2	0	8	0	.353	0	0	0-1	28	2	1	.968
LOPEZ, Ray	.253	22-19	75	11	19	2	0	0	4	21	.280	4	1	21	0	.300	0	0	6-9	15	35	8	.862
TARSOVICH, Jordan	.247	24-24	93	16	23	8	1	1	8	36	.387	13	6	16	0	.372	1	3	7-10	53	3	1	.982
BRYAN, Drew	.230	23-23	74	7	17	2	0	0	4	19	.257	6	2	18	1	.305	0	1	1-3	51	51	6	.944
MAYERS, Eric	.217	9-6	23	1	5	1	0	0	0	6	.261	4	0	8	1	.333	0	1	0-0	1	0	0	1.000
SHIFFLETT, Sheldon	.195	16-10	41	5	8	2	0	0	5	10	.244	4	1	14	0	.283	0	1	0-1	0	0	0	.000
DOWDELL, Red	.182	17-11	44	4	8	0	0	0	4	8	.182	5	0	7	0	.260	1	0	0-0	18	2	0	1.000
DWYER, Nick	.154	20-19	65	7	10	3	0	0	3	13	.200	2	2	25	0	.197	2	2	3-3	29	48	4	.951
HOLDER, Cody	.154	15-8	39	4	6	1	0	1	2	10	.256	2	0	8	0	.195	0	0	1-1	55	7	1	.984
STALLINGS, Thomas	.133	18-9	30	3	4	1	0	1	5	8	.267	3	0	14	0	.212	0	0	1-2	22	28	5	.909
WALTER, Cameron	.125	10-0	8	1	1	0	0	0	2	1	.125	2	0	0	0	.300	0	0	0-0	19	2	1	.955
DONOVAN, Michael	.000	5-0	1	1	0	0	0	0	0	0	.000	0	0	0	0	.000	0	0	0-0	0	1	1	.500
Totals	.249	24	815	97	203	36	3	7	83	266	.326	85	22	201	2	.333	9	25	33-48	647	256	35	.963
Opponents	.267	24	823	123	220	33	5	14	109	305	.371	72	22	130	7	.338	11	22	15-29	662	259	36	.962

LOB - Team (197), Opp (180). DPs turned - Team (18), Opp (11). IBB - Team (5), DICKINSON, R 4, SHIFFLETT, S 1, Opp (3).

Picked off - TARSOVICH, J 3, ANGUS, B. 2, DICKINSON, R 2, LOPEZ, R. 1, BRYAN, D. 1, DONOVAN, M. 1.

(Big South games only Sorted by Earned run avg)

Player	era	w-l	app	gs	cg	sho	sv	ip	h	r	er	bb	so	2b	3b	hr	b/avg	wp	hp	bk	sfa	sha
EDENS, Taylor	0.00	0-0	7	0	0	0/0	1	10.2	8	1	0	2	6	2	1	0	.242	0	1	0	2	0
GORMAN, Micah	0.00	0-0	3	0	0	0/0	0	2.1	2	0	0	0	2	0	0	0	.286	0	0	0	0	1
ELLIS, Rian	0.00	0-0	1	0	0	0/0	0	1.0	1	0	0	0	1	0	0	0	.250	0	0	0	0	0
STAFFORD, Jason	0.00	0-0	1	0	0	0/0	0	0.1	0	0	0	0	0	0	0	0	.000	0	0	0	0	0
WOODS, Andrew	1.50	1-0	10	0	0	0/0	0	18.0	10	3	3	3	10	1	0	0	.169	1	0	0	2	0
BROWN, Jeremy	2.33	2-0	3	3	0	0/0	0	19.1	18	7	5	0	18	2	0	2	.222	0	1	0	0	1
BACH, Connor	2.70	1-2	8	8	1	0/1	0	56.2	46	19	17	19	26	6	1	4	.222	4	5	1	0	3
KELLEY, Jonathan	3.86	0-0	4	0	0	0/0	0	2.1	1	2	1	2	0	0	0	1	.125	0	2	0	0	0
MCQUAIG, Miles	5.14	0-0	5	0	0	0/0	0	7.0	5	4	4	2	5	0	1	1	.185	2	1	0	0	0
GARRETT, Reed	5.68	1-7	8	5	1	1/0	0	38.0	45	29	24	12	22	6	0	2	.292	6	3	0	1	6
HENKEL, Campbell	6.09	0-3	9	6	0	0/0	0	34.0	41	26	23	18	25	6	1	3	.323	4	3	0	2	7
GARRETT, John	7.02	1-4	10	0	0	0/1	1	16.2	21	14	13	6	11	6	1	0	.328	1	2	0	4	4
LIGHTON, T.J.	11.37	0-1	3	2	0	0/0	0	6.1	14	9	8	3	1	2	0	0	.438	0	1	0	0	0
MONTAGUE, Andrew	21.00	0-1	9	0	0	0/0	0	3.0	8	9	7	5	3	2	0	1	.421	3	3	0	0	0
Totals	4.38	6-18	24	24	2	2/1	2	215.2	220	123	105	72	130	33	5	14	.267	21	22	1	11	22
Opponents	2.98	18-6	24	24	1	1/0	4	220.2	203	97	73	85	201	36	3	7	.249	21	22	1	9	25



2013 Statistics

(Non-Big South games only Sorted by Batting avg)

Record: 14-17 Home: 11-6 Away: 3-11 Big South: 0-0

Player	avg	gp-gs	ab	r	h	2b	3b	hr	rbi	tb	slg%	bb	hp	so	gdp	ob%	sf	sh	sb-att	po	a	e	fld%
DICKINSON, Rob	.395	30-28	119	24	47	8	2	4	26	71	.597	7	6	5	1	.444	3	0	10-14	69	1	0	1.000
DWYER, Nick	.363	26-21	80	9	29	5	4	0	10	42	.525	6	1	19	1	.414	0	1	3-5	22	50	10	.878
WINN, Matt	.358	28-23	81	12	29	6	1	2	14	43	.531	7	9	23	1	.459	1	4	0-0	143	26	6	.966
TARSOVICH, Jordan	.342	31-31	111	29	38	8	2	1	20	53	.477	35	2	18	0	.500	2	1	11-14	59	2	0	1.000
DOWDELL, Red	.328	26-16	61	11	20	3	0	1	16	26	.426	9	1	17	1	.405	3	0	1-1	49	2	1	.981
LOPEZ, Ray	.300	30-27	90	21	27	8	1	0	14	37	.411	15	0	31	1	.385	4	4	8-10	27	46	6	.924
ANGUS, Brandon	.293	31-31	116	20	34	5	1	1	14	44	.379	12	5	23	2	.381	1	3	14-20	62	5	0	1.000
HOLDER, Cody	.286	21-15	49	10	14	4	1	1	18	23	.469	8	3	7	1	.391	4	1	0-0	105	10	4	.966
BRYAN, Drew	.263	30-28	95	17	25	5	2	0	16	34	.358	10	2	17	2	.339	2	5	1-3	48	84	9	.936
SHIFFLETT, Sheldon	.262	22-16	61	10	16	8	1	0	6	26	.426	6	0	10	1	.328	0	2	0-1	0	0	0	.000
WALTER, Cameron	.250	15-3	16	2	4	0	0	0	1	4	.250	0	1	3	0	.294	0	1	0-0	43	5	0	1.000
STALLINS, Thomas	.235	24-15	68	8	16	5	1	0	7	23	.338	5	1	16	1	.293	1	1	0-0	30	44	5	.937
CONNERLEY, Will	.222	22-18	63	10	14	2	0	2	10	22	.349	10	2	17	0	.342	1	1	2-3	81	6	1	.989
HAWKINS, Berkley	.222	11-4	18	1	4	0	0	0	0	4	.222	1	0	5	2	.263	0	1	0-0	43	0	1	.977
MAYERS, Eric	.167	8-1	6	2	1	0	0	0	2	1	.167	3	1	5	0	.500	0	0	0-1	8	1	0	1.000
DIAMOND, Brandon	.091	14-0	11	1	1	0	0	0	1	1	.091	2	0	7	0	.231	0	0	0-0	0	0	0	.000
GEARY, David	.091	7-2	11	3	1	0	0	0	0	1	.091	2	0	3	0	.231	0	0	0-1	7	2	0	1.000
DONOVAN, Michael	.000	3-0	2	1	0	0	0	0	0	0	.000	0	0	1	0	.000	0	0	0-0	0	0	0	.000
LECLAIR, Gary	.000	6-0	2	2	0	0	0	0	1	0	.000	0	0	0	0	.000	1	0	1-1	0	0	0	.000
Totals	.302	31	1060	193	320	67	16	12	176	455	.429	138	34	227	14	.392	23	25	51-74	815	318	57	.952
Opponents	.279	31	1066	190	297	49	6	9	164	385	.361	110	17	207	11	.351	15	28	24-36	814	319	42	.964

LOB - Team (273), Opp (231). DPs turned - Team (24), Opp (25). IBB - Team (3), BRYAN, D. 1, WINN, M. 1, DICKINSON, R 1, Opp (4). Picked off - ANGUS, B. 3, CONNERLEY, W 1, DWYER, N. 1, LOPEZ, R. 1, HOLDER, C. 1, DOWDELL, R. 1, TARSOVICH, J 1.

(Non-Big South games only Sorted by Earned run avg)

Player	era	w-l	app	gs	cg	sho	sv	ip	h	r	er	bb	so	2b	3b	hr	b/avg	wp	hp	bks	sfa	sha
GORMAN, Micah	0.00	0-1	6	0	0	0/0	0	5.0	8	4	0	1	3	0	0	0	.320	0	0	0	0	0
BACH, Connor	3.04	1-2	5	5	0	0/0	0	26.2	16	12	9	16	19	2	0	1	.176	1	2	0	1	5
MONTAGUE, Andrew	3.05	0-0	20	0	0	0/0	2	20.2	19	14	7	9	24	1	1	2	.247	6	0	0	2	4
GARRETT, John	3.97	2-1	16	0	0	0/0	2	22.2	26	11	10	5	23	4	1	0	.299	2	0	0	1	3
LIGHTON, T.J.	4.08	4-2	10	8	1	1/0	0	39.2	45	26	18	4	22	10	1	2	.283	4	4	0	0	3
BROWN, Jeremy	4.19	1-1	5	4	0	0/0	0	19.1	19	10	9	6	11	5	0	0	.257	1	1	1	2	3
MCQUAIG, Miles	4.24	0-1	12	1	0	0/0	0	17.0	22	10	8	6	15	4	0	1	.301	2	0	0	1	0
HENKEL, Campbell	4.38	1-4	9	6	0	0/0	0	37.0	38	27	18	16	24	5	2	1	.270	2	2	0	4	5
EDENS, Taylor	4.40	0-0	9	1	0	0/0	0	14.1	17	9	7	5	10	4	0	1	.283	1	0	0	0	0
GARRETT, Reed	5.40	2-1	10	4	0	0/0	0	30.0	37	21	18	16	29	8	0	1	.314	4	5	0	1	2
ELLIS, Rian	6.23	1-2	6	0	0	0/0	0	8.2	13	11	6	7	4	2	1	0	.333	0	1	0	1	1
STAFFORD, Jason	6.75	0-0	2	0	0	0/0	0	1.1	1	1	1	1	1	0	0	0	.250	0	0	0	1	0
WOODS, Andrew	7.79	1-1	11	0	0	0/0	0	17.1	18	17	15	8	12	2	0	0	.257	4	0	0	0	1
KELLEY, Jonathan	8.10	0-1	9	0	0	0/0	0	6.2	10	10	6	7	6	1	0	0	.385	2	2	0	0	1
CASH, Lucas	11.81	1-0	2	2	0	0/0	0	5.1	8	7	7	3	4	1	0	0	.364	0	0	1	1	0
Totals	4.60	14-17	31	31	1	1/0	4	271.2	297	190	139	110	207	49	6	9	.279	29	17	2	15	28
Opponents	5.31	17-14	31	31	1	0/0	6	271.1	320	193	160	138	227	67	16	12	.302	33	34	8	23	25

PB - Team (5), WINN, M. 4, DOWDELL, R. 1, Opp (7). Pickoffs - Team (2), WINN, M. 1, HENKEL, C. 1, Opp (9). SBA/ATT - WINN, M. (18-27), HENKEL, C. (8-12), DOWDELL, R. (6-8), GARRETT, R. (2-5), BACH, C. (2-4), LIGHTON, T. (1-3), KELLEY, J. (3-3), MONTAGUE, A. (2-2), WOODS, A. (1-2), EDENS, T. (1-1), MCQUAIG, M. (1-1), BROWN, J. (1-1), STAFFORD, J. (1-1), GARRETT, J. (1-1).



(Home games Sorted by Batting avg)

Record: 13-16 Home: 13-16 Away: 0-0 Big South: 2-10

Player	avg	gp-gs	ab	r	h	2b	3b	hr	rbi	tb	slg%	bb	hp	so	gdp	ob%	sf	sh	sb-att	po	a	e	fld%
DICKINSON, Rob	.390	27-24	100	19	39	6	2	3	27	58	.580	5	6	7	0	.440	4	0	6-8	70	1	0	1.000
WINN, Matt	.380	26-23	79	11	30	8	0	2	12	44	.557	11	8	13	0	.495	1	3	0-0	155	32	6	.969
ANGUS, Brandon	.333	29-29	105	18	35	3	2	1	14	45	.429	10	3	18	0	.400	2	5	9-14	73	3	1	.987
TARSOVICH, Jordan	.298	29-29	104	28	31	7	2	1	15	45	.433	25	4	15	0	.444	2	3	10-14	60	1	1	.984
CONNERLEY, Will	.281	21-15	57	11	16	3	0	2	9	25	.439	5	2	10	0	.354	1	1	0-0	68	8	0	1.000
LOPEZ, Ray	.278	28-26	90	18	25	3	1	0	10	30	.333	11	1	26	0	.356	2	2	7-11	19	47	9	.880
BRYAN, Drew	.278	28-27	90	15	25	4	2	0	11	33	.367	6	2	15	0	.333	1	3	2-3	57	64	8	.938
DOWDELL, Red	.277	19-12	47	8	13	2	0	1	11	18	.383	6	0	14	0	.352	1	0	1-1	33	2	1	.972
DWYER, Nick	.275	24-20	69	8	19	4	3	0	6	29	.420	4	2	20	0	.329	1	3	2-3	29	41	8	.897
HAWKINS, Berkley	.273	10-3	11	1	3	0	0	0	3	3	.273	1	0	4	0	.333	0	2	0-0	27	3	1	.968
HOLDER, Cody	.261	18-13	46	7	12	4	1	2	15	24	.522	7	2	9	0	.368	2	1	0-0	81	4	3	.966
WALTER, Cameron	.250	14-2	12	2	3	0	0	0	1	3	.250	0	1	2	0	.308	0	0	0-0	36	5	0	1.000
DIAMOND, Brandon	.222	12-0	9	2	2	0	0	0	2	2	.222	1	0	5	0	.300	0	0	0-0	0	0	0	.000
SHIFFLETT, Sheldon	.220	21-15	59	9	13	8	0	0	6	21	.356	5	0	14	0	.281	0	3	0-0	0	0	0	.000
MAYERS, Eric	.200	13-6	25	1	5	1	0	0	2	6	.240	4	0	12	0	.310	0	1	0-1	7	0	0	1.000
GEARY, David	.182	11-5	22	4	4	1	0	0	0	5	.227	3	0	9	0	.280	0	0	0-1	29	4	1	.971
STALLINGS, Thomas	.167	21-12	54	4	9	2	1	0	6	13	.241	2	1	13	0	.211	0	1	0-1	33	41	6	.925
DONOVAN, Michael	.000	5-0	3	1	0	0	0	0	0	0	.000	0	0	1	0	.000	0	0	0-0	0	1	1	.500
LECLAIR, Gary	.000	6-0	2	2	0	0	0	0	1	0	.000	0	0	0	0	.000	1	0	1-1	0	0	0	.000
Totals	.289	29	984	169	284	56	14	12	151	404	.411	107	32	207	0	.371	18	28	38-58	798	295	50	.956
Opponents	.259	29	1012	172	262	44	7	17	148	371	.367	98	25	203	0	.335	14	29	13-29	762	294	42	.962

LOB - Team (238), Opp (208). DPs turned - Team (19), Opp (12). IBB - Team (4), BRYAN, D. 1, DICKINSON, R 1, WINN, M. 1, SHIFFLETT, S 1, Opp (4). Picked off - ANGUS, B. 4, DICKINSON, R 2, TARSOVICH, J 2, LOPEZ, R. 1, CONNERLEY, W 1, DONOVAN, M. 1, HOLDER, C. 1, DOWDELL, R. 1.

(Home games Sorted by Earned run avg)

Player	era	w-l	app	gs	cg	sho	sv	ip	h	r	er	bb	so	2b	3b	hr	b/avg	wp	hp	bk	sfa	sha
GORMAN, Micah	0.00	0-0	4	0	0	0/0	0	3.0	4	1	0	0	4	0	0	0	.308	0	0	0	0	0
ELLIS, Rian	1.50	0-1	3	0	0	0/0	0	6.0	2	2	1	3	4	0	0	0	.095	0	1	0	0	1
BROWN, Jeremy	2.66	1-1	4	4	0	0/0	0	20.1	17	7	6	2	14	5	0	1	.221	1	0	0	2	3
MCQUAIG, Miles	2.70	0-1	9	0	0	0/0	0	13.1	10	6	4	5	13	1	0	1	.204	4	0	0	1	0
WOODS, Andrew	3.13	2-0	11	0	0	0/0	0	23.0	12	9	8	8	17	2	0	0	.150	4	0	0	0	1
BACH, Connor	3.30	1-2	7	7	0	0/0	0	43.2	36	20	16	20	23	5	1	4	.224	2	4	0	0	6
EDENS, Taylor	3.45	0-0	7	1	0	0/0	0	15.2	16	7	6	3	11	5	1	1	.281	1	0	0	2	0
GARRETT, Reed	4.43	3-3	10	5	1	1/0	0	42.2	41	24	21	15	35	5	0	3	.259	5	6	0	2	6
HENKEL, Campbell	5.11	1-3	8	6	0	0/0	0	37.0	40	27	21	19	29	7	2	1	.292	2	4	0	2	7
MONTAGUE, Andrew	6.23	0-1	15	0	0	0/0	2	13.0	16	15	9	6	14	2	1	3	.286	4	2	0	0	2
STAFFORD, Jason	6.75	0-0	2	0	0	0/0	0	1.1	1	1	1	1	1	0	0	0	.250	0	0	0	1	0
GARRETT, John	7.13	2-2	12	0	0	0/0	1	17.2	24	15	14	5	17	3	1	0	.348	1	1	0	4	2
KELLEY, Jonathan	7.71	0-0	6	0	0	0/0	0	4.2	6	8	4	5	4	0	0	1	.316	1	4	0	0	1
CASH, Lucas	8.31	1-0	1	1	0	0/0	0	4.1	4	4	4	2	4	1	0	0	.250	0	0	0	0	0
LIGHTON, T.J.	8.41	2-2	7	5	0	0/0	0	20.1	33	26	19	4	13	8	1	2	.347	2	3	0	0	0
Totals	4.53	13-16	29	29	1	1/0	3	266.0	262	172	134	98	203	44	7	17	.259	27	25	0	14	29
Opponents	4.85	16-13	29	29	2	1/0	3	254.0	284	169	137	107	207	56	14	12	.289	25	32	6	18	28

PB - Team (1), WINN, M. 1, Opp (5). Pickoffs - Team (6), HENKEL, C. 2, WINN, M. 2, BACH, C. 1, MCQUAIG, M. 1, Opp (13).

SBA/ATT - WINN, M. (12-24), HENKEL, C. (6-11), GARRETT, R. (3-5), BACH, C. (0-4), DOWDELL, R. (1-3), EDENS, T. (1-3), LIGHTON, T. (0-2), STAFFORD, J. (1-1), WOODS, A. (1-1), BROWN, J. (1-1), KELLEY, J. (0-1).

(Away games Sorted by Batting avg)

Record: 7-19 Home: 0-0 Away: 7-19 Big South: 4-8

Player	avg	gp-gs	ab	r	h	2b	3b	hr	rbi	tb	slg%	bb	hp	so	gdp	ob%	sf	sh	sb-att	po	a	e	fld%
DICKINSON, Rob	.408	25-24	98	15	40	6	1	4	19	60	.612	12	3	11	1	.482	1	0	9-12	59	1	0	1.000
TARSOVICH, Jordan	.300	26-26	100	17	30	9	1	1	13	44	.440	23	4	19	0	.445	1	1	8-10	52	4	0	1.000
WINN, Matt	.284	26-21	74	5	21	3	1	0	6	26	.351	8	6	25	1	.398	0	4	0-0	100	18	2	.983
LOPEZ, Ray	.280	24-20	75	14	21	7	0	0	8	28	.373	8	0	26	1	.341	2	2	7-8	23	34	5	.919
HAWKINS, Berkley	.278	8-4	18	3	5	1	0	0	2	6	.333	1	0	4	2	.316	0	0	0-0	32	0	1	.970
DWYER, Nick	.263	22-20	76	8	20	4	1	0	7	26	.342	4	1	24	1	.305	1	0	4-5	22	57	6	.929
DOWDELL, Red	.259	24-15	58	7	15	1	0	0	9	16	.276	8	1	10	1	.343	3	0	0-0	34	2	0	1.000
SHIFFLETT, Sheldon	.256	17-11	43	6	11	2	1	0	5	15	.349	5	1	10	1	.347	0	0	0-2	0	0	0	.000
STALLINGS, Thomas	.250	21-12	44	7	11	4	0	1	6	18	.409	6	0	17	1	.333	1	0	1-1	19	31	4	.926
MAYERS, Eric	.250	4-1	4	2	1	0	0	0	0	1	.250	3	1	1	1	.625	0	0	0-0	2	1	0	1.000
GEARY, David	.250	4-1	4	1	1	0	0	0	0	1	.250	1	0	2	0	.400	0	0	0-1	6	0	0	1.000
ANGUS, Brandon	.227	26-26	97	13	22	4	0	1	12	29	.299	12	3	20	2	.330	0	7	13-17	55	3	0	1.000
CONNERLEY, Will	.222	21-18	63	4	14	2	0	0	5	16	.254	8	1	22	0	.311	2	4	3-4	96	9	2	.981
BRYAN, Drew	.215	25-24	79	9	17	3	0	0	9	20	.253	10	2	20	3	.315	1	3	0-3	42	71	7	.942
HOLDER, Cody	.190	18-10	42	7	8	1	0	0	5	9	.214	3	1	6	1	.250	2	0	1-1	79	13	2	.979
WALTER, Cameron	.167	11-1	12	1	2	0	0	0	2	2	.167	2	0	1	0	.286	0	1	0-0	26	2	1	.966
DIAMOND, Brandon	.000	11-0	4	1	0	0	0	0	0	0	.000	2	0	3	0	.333	0	0	0-0	0	0	0	.000
DONOVAN, Michael	.000	3-0	0	1	0	0	0	0	0	0	.000	0	0	0	0	.000	0	0	0-0	0	0	0	.000
Totals	.268	26	891	121	239	47	5	7	108	317	.356	116	24	221	16	.363	14	22	46-64	664	279	42	.957
Opponents	.291	26	877	141	255	38	4	6	125	319	.364	84	14	134	18	.358	12	21	26-36	714	284	36	.965

LOB - Team (232), Opp (203). DPs turned - Team (23), Opp (24). IBB - Team (4), DICKINSON, R 4, Opp (3). Picked off - TARSOVICH, J 2, DWYER, N. 1, BRYAN, D. 1, ANGUS, B. 1, LOPEZ, R. 1.

(Away games Sorted by Earned run avg)

Player	era	w-l	app	gs	sho	sv	ip	h	r	er	bb	so	2b	3b	hr	b/avg	wp	hp	bk	sfa	sha	
GORMAN, Micah	0.00	0-1	5	0	0	0/0	0	4.1	6	3	0	1	1	0	0	0	.316	0	0	0	0	1
STAFFORD, Jason	0.00	0-0	1	0	0	0/0	0	0.1	0	0	0	0	0	0	0	0	.000	0	0	0	0	0
EDENS, Taylor	0.96	0-0	9	0	0	0/0	1	9.1	9	3	1	4	5	1	0	0	.250	0	1	0	0	0
BACH, Connor	2.27	1-2	6	6	1	0/1	0	39.2	26	11	10	15	22	3	0	1	.190	3	3	1	1	2
LIGHTON, T.J.	2.45	2-1	6	5	1	1/0	0	25.2	26	9	7	3	10	4	0	0	.271	2	2	0	0	3
GARRETT, John	3.74	1-3	14	0	0	0/2	21	2.3	10	9	6	17	7	1	0	0	.280	2	1	0	1	5
BROWN, Jeremy	3.93	2-0	4	3	0	0/0	0	18.1	20	10	8	4	15	2	0	1	.256	0	2	1	0	1
MONTAGUE, Andrew	4.22	0-0	14	0	0	0/0	0	10.2	11	8	5	8	13	1	0	0	.275	5	1	0	2	2
HENKEL, Campbell	5.29	0-4	10	6	0	0/0	0	34.0	39	26	20	15	20	4	1	3	.298	4	1	0	4	5
KELLEY, Jonathan	6.23	0-1	7	0	0	0/0	0	4.1	5	4	3	4	2	1	0	0	.333	1	0	0	0	0
MCQUAIG, Miles	6.75	0-0	8	1	0	0/0	0	10.2	17	8	8	3	7	3	1	1	.333	0	1	0	0	0
WOODS, Andrew	7.30	0-1	10	0	0	0/0	0	12.1	16	11	10	3	5	1	0	0	.327	1	0	0	2	0
GARRETT, Reed	7.46	0-5	8	4	0	0/0	0	25.1	41	26	21	13	16	9	0	0	.360	5	2	0	0	2
ELLIS, Rian	12.27	1-1	4	0	0	0/0	0	3.2	12	9	5	4	1	2	1	0	.545	0	0	0	1	0
CASH, Lucas	27.00	0-0	1	1	0	0/0	0	1.0	4	3	3	1	0	0	0	0	.667	0	0	1	1	0
Totals	4.47	7-19	26	26	2	2/1	3	221.1	255	141	110	84	134	38	4	6	.291	23	24	3	12	21
Opponents	3.63	19-7	26	26	0	0/0	7	238.0	239	121	96	116	121	47	5	7	.268	29	24	3	14	22

2013 Statistics

AB-R-H-RBI Breakdown for VMI (End of Season) (All games)

Opponent	Date	#39 ANGUS,B	#1 BRYAN,D	#29 CONNERL	#13 DIAMOND,	#31 DICKINSON	#5 DONOVAN,	#27 DOWDELL,	#16 DWYER,N	#10 GEARY,D	#26 HAWKINS,	#23 HOLDER,C	#4 LECLAIR,G	#7 LOPEZ,R	#22 MAYERS,E	#34 SHIFFLETT
Alabama	Feb 15	2-0-0-0	3-0-0-1	0-0-0-0	4-0-0-0	4-0-0-0	2-1-0-1	4-2-2-0	4-0-0-0	4-0-0-0	4-0-0-0	4-0-0-0	3-0-1-0	3-0-0-2	1-0-0-0	3-0-0-0
Alabama	Feb 16	5-2-2-2	2-0-0-0	4-0-0-0	1-0-0-0	5-0-2-0	5-1-4-0	4-1-0-0	3-0-0-2
Alabama	Feb 17	4-0-1-0	3-0-1-1	5-2-3-2	3-0-1-1	3-0-1-0	4-0-0-0
Richmond	Feb 20	4-0-1-0	0-1-0-0	2-0-0-0	1-0-0-0	3-1-2-2	0-1-0-0	4-0-1-1	5-0-2-0	4-1-1-1	1-0-0-0
Buffalo	Feb 23	4-0-1-0	1-0-1-1	4-0-1-0	5-0-1-0	1-1-1-0	3-0-2-1	1-0-0-0	1-1-1-0	0-1-0-0	3-1-1-2
Buffalo	Feb 24	4-0-1-0	3-0-1-0	1-0-0-0	3-0-0-0	5-1-1-0	Def	2-0-1-1	0-0-0-1	5-0-3-1	1-1-1-0
UMES	Feb 24	2-1-0-0	4-1-1-1	2-0-0-0	1-0-0-0	4-1-2-4	5-0-2-2	4-1-2-1	1-0-0-0	1-0-1-0	2-0-0-1	1-0-0-0	2-2-2-0	1-0-0-0	4-2-3-0
UMES	Feb 25	3-1-2-2	5-2-3-2	1-0-0-0	1-0-1-1	3-1-2-2	1-0-0-0	4-3-2-2	2-1-0-0	4-1-2-3	1-0-0-0	2-2-1-0	1-0-0-0	3-1-1-0
ODU	Feb 27	5-0-2-1	4-1-2-0	4-2-2-1	2-0-0-0	4-1-3-1	Def	3-0-0-1	5-0-1-0	3-0-1-0
Binghamton	Mar 1 2	3-1-1-0	3-0-2-1	3-1-1-0	3-0-0-0	3-0-1-0	3-1-1-2	3-0-0-0	1-0-0-0
Binghamton	Mar 2 2	5-1-2-0	5-0-0-1	4-1-2-0	0-1-0-0	4-1-2-0	6-0-1-1	4-1-1-1	0-1-0-0	0-0-0-0	1-0-0-0	5-0-1-0
Binghamton	Mar 3 2	3-2-2-0	2-1-2-1	4-0-0-0	2-1-0-0	1-0-0-0	1-0-0-0	2-0-1-1	0-0-0-0	4-0-0-0	4-0-0-0
Binghamton	Mar 3 2	3-2-1-1	4-1-2-0	1-0-0-0	2-0-0-0	4-0-3-2	4-1-0-0	4-0-2-3
WKU	Mar 8	3-1-1-0	2-0-1-1	0-0-0-0	1-0-0-0	5-1-1-1	Def	4-0-1-0	1-0-0-0	2-1-0-0	Def	0-0-0-0	3-0-2-1
WKU	Mar 09	4-0-0-0	3-0-0-1	Def	2-2-2-0	1-0-0-1	4-0-2-1	4-0-1-0	2-0-0-0	1-1-0-0
WKU	Mar 10	4-0-0-0	4-0-0-0	4-1-2-0	1-0-0-0	3-0-0-0	4-1-0-0	4-0-1-1	4-0-1-0
JMU	Mar 12	2-2-1-1	4-1-1-0	Def	4-0-1-0	4-0-2-1	2-0-1-4	5-2-3-0	4-0-0-0
William & Mary	Mar 13	5-0-1-1	3-0-1-1	4-0-0-0	4-1-0-0	3-1-1-1	4-2-2-0	4-2-3-2
Radford	Mar 15	5-0-0-1	4-1-3-1	1-0-0-0	Def	4-0-1-0	Def	3-0-1-0	4-1-2-0	Def	4-0-0-0	4-1-2-0	1-0-0-0
Radford	Mar 16	5-2-2-2	2-0-0-0	3-0-0-0	1-0-0-0	5-0-0-0	5-0-0-0	5-0-1-0	3-1-2-0
Radford	Mar 16	4-1-1-0	5-2-3-1	4-1-3-2	5-0-2-1	4-1-1-0	3-1-0-2	3-2-2-2	2-0-0-0
Norfolk State	Mar 19	5-3-2-1	5-1-2-1	4-2-2-3	2-0-0-0	5-2-3-2	1-0-0-0	3-2-3-4	2-1-0-0	1-0-0-0	3-2-2-2	Def	2-1-0-0
Richmond	Mar 20	4-1-2-0	3-2-2-1	3-1-0-0	4-2-2-3	3-0-0-0	3-0-1-1	3-2-1-0	0-0-0-0
Longwood	Mar 22	3-0-1-0	4-0-1-0	3-1-1-0	3-0-1-1	3-0-0-0	5-0-0-0	4-0-0-0
Longwood	Mar 23	4-1-2-0	2-0-0-0	5-0-2-0	3-0-1-0	0-1-0-0	1-0-1-1	Def	1-0-0-0	5-0-1-0	4-1-2-2
Longwood	Mar 23	4-0-2-1	4-1-0-0	3-0-0-1	5-2-3-2	3-2-1-1	1-0-0-0	4-2-1-0	5-1-2-0
Virginia Tech	Mar 26	3-1-1-0	3-1-0-0	5-1-2-1	4-1-2-1	1-0-1-0	Def	5-1-2-2	3-0-0-1
Coastal Carolina	Mar 29	3-0-0-0	4-0-0-0	3-1-1-0	Def	4-0-1-1	Def	3-0-0-0	2-0-0-1	1-0-0-0	3-0-0-0	0-0-0-0
Coastal Carolina	Mar 30	4-0-1-0	2-0-0-0	4-0-1-0	3-0-0-0	4-0-0-0	3-0-0-0	3-0-1-0
Coastal Carolina	Mar 30	1-0-1-1	4-1-1-0	Def	Def	5-2-4-2	0-0-0-1	6-2-3-0	3-1-1-0	5-1-1-0	6-1-2-3
JMU	Apr 2 2	4-1-1-1	3-1-0-1	3-1-1-1	5-1-2-1	2-0-1-0	2-0-0-0	1-0-0-0	1-0-0-0	3-0-0-0	5-2-2-2
Virginia	Apr 03	3-0-0-0	3-0-1-1	5-0-0-0	5-2-2-1	0-0-0-1	Def	3-1-1-0	4-1-2-1
VCU	Apr 5 2	3-0-1-1	4-0-0-0	4-1-1-1	4-1-1-3	Def	3-1-1-0	3-0-1-0
VCU	Apr 06	3-0-1-0	2-2-1-0	4-0-1-1	4-0-2-0	1-0-0-0	1-1-1-0	1-0-0-0	3-1-0-0
VCU	Apr 07	4-0-2-0	3-0-0-0	4-1-1-0	Def	5-1-1-0	3-0-1-0	Def	2-0-0-0	2-0-0-0	2-0-0-0
William & Mary	Apr 09	4-0-0-0	3-0-1-0	3-2-2-2	4-0-3-0	Def	3-1-1-1	4-0-1-1
Charleston Southern	Apr 13	3-0-1-0	4-0-1-0	4-0-1-0	5-1-3-2	1-0-1-0	4-0-0-0	1-0-1-0	1-0-0-0	4-0-0-0
Charleston Southern	Apr 13	2-0-0-1	3-0-2-0	5-0-1-0	Def	5-1-2-1	4-1-1-0	4-0-1-0	3-0-1-0	0-1-0-0	2-0-0-0
Charleston Southern	Apr 14	4-0-0-0	4-0-2-0	3-0-0-0	3-0-2-2	4-0-0-0	2-0-0-0	2-0-0-0	1-1-1-0	1-1-0-0
VCU	Apr 17	5-0-2-1	3-0-0-0	2-1-1-0	Def	6-1-2-1	4-0-1-1	2-0-1-0	Def	3-0-0-0	1-0-0-0
Campbell	Apr 19	4-1-0-0	4-0-0-1	3-0-1-0	4-0-3-0	4-0-2-0	2-0-0-0	1-0-0-0	3-0-1-0
Campbell	Apr 20	3-1-0-0	4-0-0-0	3-0-1-0	Def	2-0-1-2	4-0-0-0	3-2-1-0	3-0-0-0	1-0-0-0
Campbell	Apr 21	3-0-0-0	1-0-0-0	3-0-0-0	0-1-0-0	3-0-1-0	Def	3-0-0-0	1-0-0-0	4-0-1-0	3-0-1-0	1-0-0-0
Virginia Tech	Apr 23	4-0-0-0	3-0-0-0	4-0-1-0	0-1-0-0	1-0-0-0	2-0-1-1	5-0-1-0	2-1-0-0	3-0-0-0	2-0-1-2
Norfolk State	Apr 24	6-1-3-2	5-2-1-1	2-0-0-0	2-0-1-0	2-0-0-0	5-0-1-1	2-1-1-0	0-1-0-1	4-1-1-0	0-2-0-0
Liberty	Apr 26	3-0-0-0	2-0-0-0	1-0-0-0	Def	4-0-0-0	3-0-0-0	3-0-0-0	2-0-0-0	3-0-0-0	1-0-0-0	1-0-0-0
Liberty	Apr 27	5-1-1-0	1-0-0-0	1-0-0-0	2-1-1-1	5-2-3-3	1-0-0-0	1-0-0-1	3-0-1-0	0-1-0-0	4-0-1-0	4-1-2-1	2-0-0-0	2-0-0-0
Liberty	Apr 27	4-1-1-2	2-1-1-0	1-0-0-0	2-1-1-2	1-0-0-0	3-0-0-0	4-1-1-2	4-1-2-1	3-0-0-0
ODU	Apr 30	3-0-0-0	3-0-0-0	3-0-0-0	1-0-0-0	4-0-2-1	4-0-2-1	1-0-1-0	3-0-1-0	1-2-1-0	1-0-0-0
Winthrop	May 10	4-0-1-1	2-0-0-0	4-0-2-0	3-0-1-0	1-1-1-0	3-0-0-0	3-0-0-0	1-0-0-0	4-0-0-0
Winthrop	May 11	5-1-3-0	4-0-1-1	2-2-1-1	3-1-1-0	1-0-0-0	3-0-1-2	4-2-2-0	3-0-1-0
Winthrop	May 12	4-1-2-1	4-1-1-0	4-0-1-0	1-0-0-0	4-0-0-0	3-1-0-0	4-0-2-0
High Point	May 16	3-0-2-1	3-0-1-0	2-0-0-0	2-1-0-0	1-0-0-0	5-0-3-1	3-0-1-0	3-0-0-0
High Point	May 17	3-1-2-0	3-0-0-0	4-0-2-0	3-0-1-0	1-0-1-1	1-0-0-0	4-0-0-0	3-1-0-0
High Point	May 18	3-0-0-1	3-0-0-0	4-1-1-1	4-0-2-0	4-1-1-1	3-0-0-0

Opponent	Date	#9 STALLING	#33 TARSOVIC	#37 WALTER,C	#8 WINN,M
Alabama	Feb 15	2-0-0-0	3-0-2-1
Alabama	Feb 16	1-0-1-0	5-0-3-1	5-1-2-0
Alabama	Feb 17	4-1-2-0	2-1-0-0	3-0-0-0	Def
Richmond	Feb 20	3-0-0-0	3-0-1-0	2-0-0-0
Buffalo	Feb 23	2-0-0-0	3-1-2-2	Def	2-1-0-0
Buffalo	Feb 24	5-0-0-0	3-0-0-0	3-1-1-0
UMES	Feb 24	1-0-0-0	2-2-1-1	Def
UMES	Feb 25	6-1-2-1	3-3-3-2	2-1-0-0
ODU	Feb 27	3-1-1-1	4-0-1-0
Binghamton	Mar 1 2	4-0-0-0	Def	3-0-0-0
Binghamton	Mar 2 2	5-0-1-2	6-0-2-0	2-0-0-0	2-1-1-1
Binghamton	Mar 3 2	2-1-2-1	4-1-3-2	Def	1-0-0-0
Binghamton	Mar 3 2	4-0-0-0	4-2-1-0	4-0-1-0
WKU	Mar 08	3-1-0-0	4-1-1-0	1-0-0-0
WKU	Mar 09	1-0-0-0	4-0-1-0	2-0-0-0
WKU	Mar 10	3-0-1-0	3-0-1-0
JMU	Mar 12	4-0-0-0	4-3-2-2	Def
William & Mary	Mar 13	4-0-1-0	3-0-1-1
Radford	Mar 15	5-0-2-2	4-1-2-0
Radford	Mar 16	Def	4-0-2-0	4-0-2-1
Radford	Mar 16	4-0-0-1	4-2-1-1	Def
Norfolk State	Mar 19	2-0-0-0	4-3-3-3	1-0-1-0
Richmond	Mar 20	Def	4-1-2-3	0-0-0-0	3-0-1-1
Longwood	Mar 22	Def	4-0-1-0	1-0-0-0	1-0-0-0
Longwood	Mar 23	2-0-0-0	5-0-0-0	Def	5-0-2-0
Longwood	Mar 23	4-3-3-3	4-1-1-2	1-1-0-0
Virginia Tech	Mar 26	5-1-2-0	4-1-1-1	4-1-1-1
Coastal Carolina	Mar 29	1-0-0-0	3-1-1-0	1-0-0-0	4-0-2-0
Coastal Carolina	Mar 30	1-0-0-0	4-0-0-0	3-1-1-0
Coastal Carolina	Mar 30	Def	4-1-1-0	4-1-2-0
JMU	Apr 2 2	2-1-2-1	2-1-1-0	1-1-1-1
Virginia	Apr 03	3-0-2-2	5-0-1-0	4-2-2-0
VCU	Apr 5 2	4-0-0-0	3-1-0-0	Def	3-2-3-0
VCU	Apr 06	3-0-0-0	4-0-1-0	1-0-1-1	3-1-1-1
VCU	Apr 07	4-0-0-0	4-2-2-1	4-0-3-3
William & Mary	Apr 09	4-1-1-0	4-0-0-0	Def	3-0-2-0
Charleston Southern	Apr 13	2-0-0-0	5-2-3-1	1-0-1-1	3-0-1-0
Charleston Southern	Apr 13	2-0-0-0	4-1-0-1	1-0-0-0	1-0-1-0
Charleston Southern	Apr 14	1-0-0-0	4-2-2-1	1-0-0-1	4-0-1-0
VCU	Apr 17	4-1-1-0	3-1-1-0	2-0-1-0	6-0-1-0
Campbell	Apr 19	Def	4-0-1-0	Def	4-0-0-0
Campbell	Apr 20	Def	4-0-2-0	1-0-0-0	4-0-0-1
Campbell	Apr 21	1-0-0-0	4-0-0-0	1-0-0-0	3-0-1-0
Virginia Tech	Apr 23	1-0-0-0	3-2-1-0	2-1-1-0	4-1-3-3
Norfolk State	Apr 24	4-1-1-1	5-0-1-1
Liberty	Apr 26	4-0-2-0	3-0-1-0
Liberty	Apr 27	1-0-0-0	5-0-1-0	2-0-1-0
Liberty	Apr 27</				

IP-H-R-ER-BB-SO Breakdown for VMI (End of Season)
(All games)

Opponent	Date	#24 BACH,C	#3 BROWN,J	#20 CASH,L	#25 EDENS,T	#35 ELLIS,R	#14 GARRETT,J	#12 GARRETT,R	#32 GORMAN,M	#28 HENKEL,C	#11 KELLEY,J
Alabama	Feb 15					1.1-2-2-2-1-0		*5.0-4-2-2-3-3			0.1-1-1-0-1-0
Alabama	Feb 16						1.0-2-1-1-1-1			*3.1-7-6-6-5-0	
Alabama	Feb 17	*5.1-3-4-3-4-7				0.2-4-3-3-1-0					
Richmond	Feb 20						1.1-0-0-0-0-2				
Buffalo	Feb 23						2.0-0-0-0-0-3	*6.0-5-3-2-1-8			
Buffalo	Feb 24	*4.1-3-5-4-5-2							0.1-1-0-0-0-0		0.1-1-1-1-0-1
UMES	Feb 24		*3.0-1-1-0-0-4			4.0-1-0-0-1-2					
UMES	Feb 25				1.0-1-0-0-0-2				1.0-0-0-0-0-3	*6.0-4-4-2-2-4	1.0-0-0-0-1-2
ODU	Feb 27										0.2-3-3-0-1-0
Binghamton	Mar 1 2						1.0-1-0-0-0-1				
Binghamton	Mar 2 2	*5.0-3-1-0-4-3				1.0-0-2-1-2-1		*7.0-8-2-2-0-5			
Binghamton	Mar 3 2		*6.0-6-1-1-1-4						0.2-3-1-0-0-0		
Binghamton	Mar 3 2									*6.2-8-4-4-4-3	
WKU	Mar 08				1.1-1-1-0-0-1	0.0-3-4-0-2-0		*5.0-8-5-4-5-3	1.0-1-1-0-0-0		
WKU	Mar 09	*5.0-2-0-0-2-2	2.0-2-2-2-3-0				1.0-3-2-2-1-2				
WKU	Mar 10								0.0-3-0-0-0-0	*5.2-5-4-3-3-2	0.2-0-0-0-0-0
JMU	Mar 12		*4.0-6-3-3-1-1		1.0-1-1-1-1-1		1.0-2-1-1-0-0	0.2-2-1-1-0-1			0.2-4-3-3-0-1
William & Mary	Mar 13						3.0-3-0-0-1-3				
Radford	Mar 15	*4.2-5-3-3-2-3			0.2-0-0-0-0-1			1.2-6-5-5-2-2			
Radford	Mar 16						2.2-2-1-1-1-0		0.2-1-0-0-0-1	*6.0-5-3-3-2-3	
Radford	Mar 16		*6.0-8-4-3-0-9		3.0-0-0-0-0-1						
Norfolk State	Mar 19			*4.1-4-4-4-2-4							0.2-1-2-2-2-1
Richmond	Mar 20				0.0-2-1-1-0-0			1.0-1-0-0-0-2			
Longwood	Mar 22	*8.0-2-0-0-3-5					1.0-2-0-0-0-1				
Longwood	Mar 23							1.2-5-2-1-0-2		*6.1-3-2-0-1-7	
Longwood	Mar 23		*6.1-4-1-0-0-5		0.1-0-0-0-0-0		1.0-1-0-0-0-2				
Virginia Tech	Mar 26										
Coastal Carolina	Mar 29	*6.1-4-2-2-4-3						5.0-2-1-1-3-1			
Coastal Carolina	Mar 30				3.2-5-0-0-1-1					*5.0-8-6-5-4-3	
Coastal Carolina	Mar 30		*7.0-6-2-2-0-4				0.2-5-6-6-1-0				
JMU	Apr 2 2							2.2-5-4-3-4-3			
Virginia	Apr 03			*1.0-4-3-3-1-0	0.2-2-1-0-2-0					0.2-1-0-0-0-1	2.0-0-0-0-2-0
VCU	Apr 5 2	*7.0-5-2-2-1-5					1.0-1-0-0-0-0	1.0-1-0-0-0-0			
VCU	Apr 06						1.0-0-0-0-0-2			*6.1-3-3-0-1-8	
VCU	Apr 07		*4.1-4-3-3-1-2		3.0-1-1-1-1-2			1.0-2-3-3-2-2			
William & Mary	Apr 09						2.0-0-0-0-0-2				
Charleston Southern	Apr 13	*8.0-8-2-2-2-4							0.2-1-0-0-0-0	*4.1-9-6-6-3-1	0.1-0-0-0-0-0
Charleston Southern	Apr 13										
Charleston Southern	Apr 14				0.1-1-0-0-0-0		0.1-0-0-0-0-0	*4.2-7-4-4-1-2			
VCU	Apr 17				1.2-2-0-0-1-1		1.2-4-1-1-1-2	0.2-2-1-1-0-2		0.1-0-0-0-0-0	0.1-0-0-0-0-1
Campbell	Apr 19										
Campbell	Apr 20	*8.2-6-2-2-2-1								0.2-1-0-0-1-1	0.0-0-0-0-1-0
Campbell	Apr 21									0.2-1-1-1-0-0	
Virginia Tech	Apr 23					*5.1-5-4-4-0-3	0.2-0-0-0-0-2	*6.0-7-6-3-2-1		2.0-3-2-2-1-1	
Norfolk State	Apr 24					1.2-3-0-0-0-1	2.0-0-0-0-0-1		2.0-0-2-0-1-0		
Liberty	Apr 26	*7.0-8-4-4-3-0			2.0-1-0-0-0-3						
Liberty	Apr 27								1.0-0-0-0-0-1		0.2-1-2-1-0-0
Liberty	Apr 27						3.1-2-1-0-1-3	*4.1-5-7-7-2-3			
ODU	Apr 30				0.1-2-0-0-0-0		1.1-3-3-2-0-0			*6.0-7-4-1-0-5	
Winthrop	May 10									*4.0-7-4-4-3-4	
Winthrop	May 11							*9.0-3-0-0-1-9			
Winthrop	May 12	*7.0-6-4-3-1-8					2.0-2-1-1-2-1				
High Point	May 16				0.2-1-1-0-1-0					*6.0-4-1-1-4-5	
High Point	May 17					1.0-1-0-0-0-1		*5.2-10-4-3-1-2			1.1-0-0-0-1-0
High Point	May 18	*7.0-7-2-1-2-2					1.1-6-4-4-0-1				
Opponent	Date	#21 LIGHTON,T	#18 MCQUAIG,M	#30 MONTAGUE,A	#38 STAFFORD,J	#36 WOODS,A					
Alabama	Feb 15		0.1-3-1-1-0-0	1.0-0-2-2-2-1							
Alabama	Feb 16	3.2-3-1-0-0-3				0.0-1-2-2-1-0					
Alabama	Feb 17		2.0-0-0-0-0-0								
Richmond	Feb 20	*4.0-5-3-2-0-1	0.2-3-2-2-0-1	2.0-2-0-0-0-4							
Buffalo	Feb 23			1.0-1-1-1-0-1							
Buffalo	Feb 24				0.1-1-1-1-1-0	3.2-3-3-2-2-3					
UMES	Feb 24		2.0-2-0-0-0-3								
UMES	Feb 25										
ODU	Feb 27	*2.1-6-8-7-1-3	2.0-2-0-0-1-3	1.0-1-0-0-0-3		2.0-0-0-0-0-2					
Binghamton	Mar 1 2			0.1-1-0-0-1-0							
Binghamton	Mar 2 2		1.2-2-1-1-0-3	1.0-1-0-0-1-3		1.1-0-2-2-3-0					
Binghamton	Mar 3 2	0.0-4-4-3-0-0	0.1-0-2-0-1-0	0.0-0-3-0-1-0							
Binghamton	Mar 3 2					2.1-1-0-0-1-1					
WKU	Mar 08			0.2-0-2-0-0-2							
WKU	Mar 09										
WKU	Mar 10			1.0-0-0-0-0-0		0.2-2-3-3-1-0					
JMU	Mar 12		0.2-3-2-2-0-0								
William & Mary	Mar 13	*4.0-2-0-0-1-1		0.2-1-0-0-1-0		1.1-2-2-2-0-1					
Radford	Mar 15					1.0-2-0-0-0-0					
Radford	Mar 16			0.0-0-0-0-2-0							
Radford	Mar 16										
Norfolk State	Mar 19		2.0-1-0-0-0-0	1.0-1-0-0-0-0	1.0-0-0-0-0-1						
Richmond	Mar 20	*5.0-4-4-2-1-5		1.0-0-0-0-0-1		1.0-1-0-0-0-2					
Longwood	Mar 22										
Longwood	Mar 23										
Longwood	Mar 23			0.2-0-0-0-0-1		0.2-2-0-0-0-1					
Virginia Tech	Mar 26	*9.0-6-0-0-0-3									
Coastal Carolina	Mar 29			0.2-0-0-0-0-1							
Coastal Carolina	Mar 30		0.1-0-0-0-0-0								
Coastal Carolina	Mar 30			0.0-1-1-1-1-0		2.1-1-0-0-0-1					
JMU	Apr 2 2	*3.2-5-3-2-1-2	1.1-0-0-0-2-1	1.1-0-0-0-0-2							
Virginia	Apr 03			1.2-2-1-0-0-1		2.0-4-3-2-0-0					
VCU	Apr 5 2										
VCU	Apr 06			1.2-4-1-1-0-1							
VCU	Apr 07					0.2-2-1-1-0-2					
William & Mary	Apr 09	*6.1-5-1-0-0-3		2.2-1-1-1-0-1							
Charleston Southern	Apr 13			0.0-1-0-0-0-0							
Charleston Southern	Apr 13		2.2-0-0-0-1-1								
Charleston Southern	Apr 14			1.0-3-3-3-1-1		1.2-1-0-0-0-1					
VCU	Apr 17	*1.2-5-2-2-0-1	1.0-0-0-0-1-1	1.0-0-0-0-1-2		2.1-2-1-1-0-1					
Campbell	Apr 19										
Campbell	Apr 20	*3.1-5-3-3-2-1		0.1-1-0-0-0-0		2.0-0-0-0-0-1					
Campbell	Apr 21		0.1-2-1-1-0-1		0.1-0-0-0-0-0	0.2-0-0-0-1-0					
Virginia Tech	Apr 23			1.0-3-3-2-1-1							
Norfolk State	Apr 24		*3.0-6-2-2-1-3	0.1-1-0-0-1-0							
Liberty	Apr 26										
Liberty	Apr 27	*2.0-5-4-3-1-0	2.2-3-3-3-1-2			2.2-3-2-2-1-2					
Liberty	Apr 27			0.1-0-2-2-1-0							
ODU	Apr 30			0.1-0-0-0-0-1							
Winthrop	May 10					5.0-1-0-0-0-4					
Winthrop	May 11										
Winthrop	May 12										
High Point	May 16		1.0-0-0-0-0-1	0.0-2-3-1-0-0		1.1-0-1-1-1-0					
High Point	May 17	1.0-4-2-2-0-0									
High Point	May 18					0.2-0-0-0-0-0					



(All games Sorted by Earned run avg)

Inherited Runners/Scored Breakdown for VMI (End of Season)
(All games)

2014 VMI BASEBALL

Multiple Hit Games	2	3	4	5+	Total
DICKINSON, Rob	18	8	1	-	27
ANGUS, Brandon	15	2	-	-	17
TARSOVICH, Jordan	10	5	-	-	15
WINN, Matt	11	3	-	-	14
LOPEZ, Ray	7	4	-	-	11
BRYAN, Drew	8	3	-	-	11
DWYER, Nick	6	2	1	-	9
SHIFFLETT, Sheldon	7	1	-	-	8
STALLINGS, Thomas	6	1	-	-	7
DOWDELL, Red	6	1	-	-	7
CONNERLEY, Will	5	1	-	-	6
HOLDER, Cody	3	-	-	-	3
HAWKINS, Berkley	2	-	-	-	2
MAYERS, Eric	1	-	-	-	1
GEARY, David	1	-	-	-	1
TEAM	106	31	2	0	139

Hitting Streaks	Longest	Current
WINN, Matt	15	1
DICKINSON, Rob	14	2
TARSOVICH, Jordan	14	1
DWYER, Nick	10	-
ANGUS, Brandon	8	-
LOPEZ, Ray	7	1
BRYAN, Drew	6	-
CONNERLEY, Will	6	3
HOLDER, Cody	4	-
SHIFFLETT, Sheldon	4	-
DOWDELL, Red	4	1
HAWKINS, Berkley	3	1
MAYERS, Eric	3	-
STALLINGS, Thomas	3	1
GEARY, David	2	2
WALTER, Cameron	2	1
DIAMOND, Brandon	1	-

Multiple RBI Games	2	3	4	5+	Total
DICKINSON, Rob	11	3	1	-	15
TARSOVICH, Jordan	6	2	-	-	8
LOPEZ, Ray	5	-	-	-	5
HOLDER, Cody	2	2	1	-	5
ANGUS, Brandon	5	-	-	-	5
WINN, Matt	1	2	-	-	3
CONNERLEY, Will	2	1	-	-	3
DOWDELL, Red	2	-	1	-	3
SHIFFLETT, Sheldon	2	1	-	-	3
STALLINGS, Thomas	2	1	-	-	3
HAWKINS, Berkley	2	-	-	-	2
MAYERS, Eric	1	-	-	-	1
DWYER, Nick	1	-	-	-	1
BRYAN, Drew	1	-	-	-	1
TEAM	43	12	3	0	58

Reached Base Streaks	Longest	Current
DICKINSON, Rob	27	2
WINN, Matt	24	4
ANGUS, Brandon	14	9
TARSOVICH, Jordan	14	1
BRYAN, Drew	11	-
DWYER, Nick	10	-
SHIFFLETT, Sheldon	9	-
HOLDER, Cody	8	-
LOPEZ, Ray	7	1
CONNERLEY, Will	6	4
DOWDELL, Red	5	1
MAYERS, Eric	5	5
GEARY, David	3	3
STALLINGS, Thomas	3	1
HAWKINS, Berkley	3	1
DIAMOND, Brandon	2	-
WALTER, Cameron	2	1

STARTERS SUMMARY

Player	GS	Position											Batting Order								
		p	c	1b	2b	3b	ss	lf	cf	rf	of	dh	1st	2nd	3rd	4th	5th	6th	7th	8th	9th
TARSOVICH, Jord	55	54	1	.	.	.	54	1
ANGUS, Brandon	55	6	49	.	.	16	.	1	9	18	10	1	.	.
BRYAN, Drew	51	.	.	.	37	.	14	2	15	34	.
DICKINSON, Rob	48	48	.	.	1	3	42	.	2
LOPEZ, Ray	46	46	16	.	.	.	3	13	8	6	.
WINN, Matt	44	.	43	1	.	.	9	16	3	3	2	8	3	.
DWYER, Nick	40	40	15	7	7	6	2	3	.
CONNERLEY, Will	33	.	.	21	6	.	.	18	4	4	3	3	1	.	.	.
DOWDELL, Red	27	.	12	15	.	.	1	6	12	7	1	.	.	.
SHIFFLETT, Sheld	26	1	.	.	25	.	.	.	6	10	6	2	2	.	.
STALLINGS, Thom	24	.	.	.	18	6	1	.	11	3	9	.
HOLDER, Cody	23	.	.	19	.	2	1	.	.	.	1	.	.	.	4	8	3	2	6	.	.
BACH, Connor	13	13
HENKEL, Campbell	12	12
LIGHTON, T.J.	10	10
GARRETT, Reed	9	9
HAWKINS, Berkle	7	.	.	7	3	.	.	3	1	.	.
BROWN, Jeremy	7	7
MAYERS, Eric	7	7	5	.	2	.	.
GEARY, David	6	.	.	5	.	1	1	5	.	.
WALTER, Camero	3	.	.	3	1	2	.	.
CASH, Lucas	2	2
EDENS, Taylor	1	1
MCQUAIG, Miles	1	1



2013 Team Almanac

Longest Win Streak4
Longest Losing Streak7
Most Runs Scored	..17 (2x), Last 3/19 vs. NSU
Fewest Runs Scored	..1 (2x), Last 4/19 at CU
Most Runs Allowed	..13 (2x), Last 4/27 vs. LU
Fewest Runs Allowed0 (3X)

Individual Highs

Most Hits	.4 (2x), Last R. Dickinson vs. CCU, 3/30
Most At Bats6 (8x)
Most Runs3 (6x)
Most RBIs4 (3x)
Most SBs2 (9x)
Most IP	..9 (2x), Last R. Garrett vs. WU (5/11)
Most Strikeouts	..9 (2x), Last R. Garrett vs. WU (5/11)

Record By Month

February3-6333
March10-11476
April6-13316
May1-5167

Record By Day

Sunday2-9182
Monday1-01,000
Tuesday4-3571
Wednesday3-3500
Thursday0-0000
Friday3-7300
Saturday7-12368

Record vs. Conferences (All-Time)

American East2-2
Binghamton2-2 (9-5)
Atlantic Coast1-2
Virginia0-1 (16-54)
Virginia Tech1-1 (16-73)
Atlantic-103-3
Richmond1-1 (26-76-1)
VCU2-2 (7-34)
Big South6-18
High Point0-3 (15-14)
Winthrop1-2 (9-20)
Coastal Carolina1-2 (5-29)
Campbell0-3 (2-2)
Gardner-Webb0-0 (6-7)
Charleston Southern1-2 (18-12)
Longwood2-1 (13-8)
Liberty0-3 (11-37)
Radford1-2 (20-24-1)
Colonial Athletic Association3-3
William & Mary2-0 (47-63)
Old Dominion0-2 (10-37)
James Madison1-1 (10-46)
Mid-American Conference1-1
Buffalo1-1 (1-1)
Mid-Eastern Athletic Conference4-0
Maryland Eastern-Shore2-0 (11-0)
Norfolk State2-0 (16-0)
Southeastern Conf.0-3
Alabama0-3 (0-3)
Sun Belt Conference0-3
Western Kentucky0-3 (0-3)

2013 Notes and Honors

2013 Keydet Honors

Big South Player of the Year

Rob Dickinson (OF, first in VMI history)

All-Big South First Team

Rob Dickinson (OF)

All-Big South Second Team

Matt Winn (C, tied)

Big South All-Academic Team

Drew Bryan

Johnny Bench Award Semifinalist

Matt Winn (first in VMI history)

Johnny Bench Award Watch List

Matt Winn

ABCA All-Atlantic Region First Team

Rob Dickinson (OF, first First Team selection in VMI history)

All-ECAC Second Team

Rob Dickinson (OF)

VaSID All-State

Rob Dickinson (OF, Second Team)

CollegeBaseballInsider.com SE Regional POTW

Rob Dickinson (March 28)

PerfectGame.Org Player of the Day

T.J. Lighton (March 27)

ECAC Player of the Week

Rob Dickinson (March 26)

Big South Player of the Week

Rob Dickinson (March 25)


Big South Pitcher of the Week

Reed Garrett (May 13)

T.J. Lighton (April 1)

Stopper of the Year Watch List

John Garrett



NCAA®

VMI's Record in 2013...

Overall	20-35
Big South	6-18
Non-Conference	14-17
Postseason	0-0
At Home	13-16
On the Road	7-19
Neutral Site	0-0
At Home (Big South)	2-10
On the Road (Big South)	4-8
At Home (Non-Conference)	11-6
On the Road (Non-Conference)	3-11
In Extra-Inning Games	2-4
Vs. Nationally-Ranked Teams	0-1
Vs. In-State Teams	12-14
Playing a Day Game	16-27
Playing a Night Game	4-8
In First Game of a Doubleheader	1-5
In Second Game of a Doubleheader	4-2
In Single Games	15-28
In one-run games	4-9
In two-run games	5-4
In five + run games	8-11
When Scoring First	12-14
When Opponent Scores First	8-21
When Leading Entering 7th Inning	17-4
When Trailing Entering 7th Inning	1-25
When Tied Entering 7th Inning	2-6
When Leading Entering 9th Inning	14-3
When Trailing Entering 9th Inning	2-26
When Tied Entering 9th Inning	1-5
When Scoring 5 Runs or Less	5-28
When Scoring 6+ Runs	15-7
When Allowing 5 Runs or Less	17-11
When Allowing 6+ Runs	3-24
When Out-Hitting an Opponent	18-7
When Out-Hit by Opponent	1-23
When Matching Opponent in Hits	1-5
When committing zero errors	7-6
When committing one or more errors	13-29
When hitting a Home Run	7-7
Vs. Starting LHP	8-11
Vs. Starting RHP	12-24

Record Versus All Opponents

Opponent	Record	Last Win	Last Meeting	Streak
Air Force	5-5	2/10/01 (7-2)	2/11/01 (L, 1-6)	L1
Akron	1-3	1956 (8-7)	3/9/97 (L, 3-12)	L3
Alabama	0-3	-----	3/17/13 (L, 4-7)	L3
Alabama-Birmingham	0-2	-----	2/16/97 (L, 3-16)	L2
Albany	2-1	3/4/06 (8-3)	3/5/06 (L, 13-14)	L1
Appalachian State	30-66	5/4/03 (11-1)	5/4/03 (W, 11-1)	W3
Armstrong Atlantic	1-1	3/14/84 (2-0)	3/14/84 (L, 3-11)	L1
Army	2-0	3/3/02 (4-2)	3/3/02 (W, 4-2)	W2
Auburn	3-16	3/13/07 (7-3)	3/9/08 (L, 5-6)	L5
Bethany	1-0	1972 (2-0)	1972 (W, 2-0)	W1
Binghamton	9-5	3/3/13 (6-4)	3/3/13 (W, 6-4)	W1
Birmingham-Southern	1-8	4/22/06 (13-1)	4/24/06 (L, 3-7)	L2
Bluefield	3-0	4/17/96 (6-5)	4/17/96 (W, 6-5)	W3
Bridgewater	3-5	4/28/82 (12-7)	3/11/93 (L, 3-5)	L5
Brown	10-7	3/27/06 (7-6)	3/27/06 (W, 7-6)	W3
Bryant	0-1	-----	3/8/10 (L, 5-8)	L1
Bucknell	17-10	3/5/11 (7-3)	3/5/11 (W, 7-3)	W1
Buffalo	1-1	3/23/13 (6-4)	3/24/13 (L, 3-10)	L1
C.W. Post	0-1	-----	3/12/92 (L, 4-12)	L1
California (Pa.)	2-0	3/10/84 (8-0)	3/18/84 (W, 8-0)	W2
Camp Lejeune Marines	0-2	-----	1951 (L, 1-11)	L1
Campbell	2-5	4/21/12 (8-7)	4/21/13 (L, 1-8)	L3
Castleton State	2-0	1965 (4-0)	1965 (W, 4-0)	W1
Central Connecticut State	1-0	3/2/08 (7-2)	3/2/08 (W, 7-2)	W1
Central Michigan	0-2	-----	3/15/85 (L, 10-15)	L2
College of Charleston	6-10	5/12/03 (5-3)	5/12/03 (W, 5-3)	W2
Charleston Southern	18-11	4/13/13 (4-2, 10)	4/14/13 (L, 4-7)	L2
Cherry Point Marines	0-1	-----	1951 (L, 3-9)	L1
The Citadel	25-75	3/17/10 (12-1)	3/17/10 (W, 12-1)	W3
Clarkson	1-0	3/29/89 (9-3)	3/29/89 (W, 9-3)	W1
Coastal Carolina	5-29	-----	4/15/12 (L, 2-3)	L16
Colby	2-0	1965 (6-2)	1965 (W, 6-2)	W2
Colgate	1-0	1961 (6-4)	1961 (W, 6-4)	W1
Columbus State	0-3	-----	3/13/90 (L, 4-9)	L3
Connecticut	0-2	-----	3/13/76 (L, 1-6)	L2
Coppin State	17-1	4/23/08 (13-4)	4/23/08 (W, 13-4)	W1
Cornell	1-2	3/27/57 (5-3)	3/28/57 (L, 1-9)	L1
Davidson	38-43	3/9/03 (9-7)	3/9/03 (W, 9-7)	W3
Davis & Elkins	1-3	3/11/94 (4-0)	3/11/94 (W, 4-0)	W1
Duke	2-6	2/14/94 (2-1)	3/1/98 (L, 2-14)	L2
East Carolina	1-24	1969 (8-6)	5/18/12 (L, 8-14)	L18
East Tennessee State	39-44	3/15/03 (3-1)	3/16/03 (L, 0-7)	L1
Elizabethtown	0-1	-----	3/9/96 (L, 0-1)	L1
Elon	0-1	-----	3/11/03 (L, 4-5)	L1
Emory & Henry	1-0	1968 (9-2)	1968 (W, 9-2)	W1
Fairfield	1-0	3/7/05 (20-2)	3/7/05 (W, 20-2)	W1
Ferrum	1-2	3/18/86 (8-5)	4/20/89 (L, 0-9)	L2
Flagler	0-2	-----	3/13/82 (L, 1-2)	L2
Florida	2-1	2/10/07 (7-4)	2/11/07 (L, 0-7)	L1
Florida State	0-17	-----	2/20/11 (L, 0-15)	L17
Florida Tech	0-6-1	-----	3/13/87 (L, 6-7)	L3
Furman	25-56	5/23/03 (2-1)	5/23/03 (W, 2-1)	W3
Gardner-Webb	6-7	4/11/11 (11-8)	4/29/12 (L, 4-6)	L5
George Mason	3-9	3/3/90 (10-2)	2/26/02 (L, 4-10)	L6
George Washington	16-25	3/17/98 (9-3)	3/18/98 (L, 4-8)	L1
Georgetown	3-0	5/17/05 (16-7)	5/17/05 (W, 16-7)	W3
Georgia	0-2	-----	1964 (L, 5-11)	L2
Georgia Southern	8-33	3/5/00 (7-5)	5/21/03 (L, 4-6)	L10
Hampden-Sydney	2-6	1956 (16-13)	1959 (L, 4-14)	L3
Hartford	7-2	3/4/12 (9-7)	3/4/12 (W, 9-7)	W4
High Point	15-14	5/21/11 (17-12)	5/18/13 (L, 4-6)	L6
Hofstra	1-2	2/12/05 (9-8)	2/13/05 (L, 4-21)	L2
Holy Cross	1-1	3/5/92 (21-0)	3/5/92 (21-0)	W1
Howard	9-1	2/24/02 (17-0)	2/24/02 (W, 17-0)	W5
Ithaca	0-1	-----	1953 (L, 5-6)	L1
IUPUI	1-1	3/20/99 (14-3)	3/20/99 (W, 14-3)	W1
Jacksonville	0-1	-----	3/10/82 (L, 2-9)	L1
James Madison	10-46	4/2/13 (9-7)	4/2/13 (W, 9-7)	W1
Junia	2-0	3/10/95 (15-1)	3/10/95 (W, 15-1)	W2
La Salle	4-0	3/14/10 (11-1)	3/14/10 (W, 11-1)	W4
Lafayette	14-6	2/24/12 (8-0)	2/26/12 (L, 4-5)	L2
Lehigh	0-1	-----	3/15/84 (L, 5-13)	L1
LeMoyne	1-0	3/27/97 (16-10)	3/27/97 (W, 16-10)	W1
Liberty	11-37	4/23/11 (3-1)	4/27/13 (L, 7-13)	L3
Lock Haven	4-1	3/25/86 (6-4)	3/25/86 (W, 6-4)	W4
Long Island	1-3	1953 (8-7)	1971 (L, 5-7)	L2
Longwood	13-8	3/23/13 (13-1)	3/23/13 (W, 13-1)	W1
Lynchburg	10-7	4/20/87 (25-9)	4/20/88 (L, 3-11)	L1
Maine	0-3	-----	3/10/88 (L, 1-6)	L3
Marietta	3-0	1965 (6-5)	1965 (W, 6-5)	W1
Marist	1-0	3/18/03 (8-4)	3/18/03 (W, 8-4)	W1

Opponent	Record	Last Win	Last Meeting	Streak
Marshall	33-45	4/25/00 (4-3)	3/16/08 (L, 2-7)	L4
Mary Washington	3-1	2/29/92 (11-6)	3/31/93 (L, 1-5)	L1
Maryland	1-5	3/2/10 (7-6)	3/2/10 (W, 7-6)	W1
Maryland-Baltimore County	1-0	3/26/98 (15-5)	3/26/98 (W, 15-5)	W1
Maryland-Eastern Shore	11-0	3/25/13 (17-4)	3/25/13 (W, 17-4)	W11
Massachusetts	0-1	-----	3/17/80 (L, 1-15)	L1
Massachusetts-Dartmouth	1-2	3/21/76 (3-2)	3/21/76 (W, 3-2)	W1
Mercer	3-3-1	2/12/06 (5-4)	2/12/06 (W, 5-4)	W1
Mercyhurst	1-0	3/30/83 (11-5)	3/30/83 (W, 11-5)	W1
Michigan	0-1	-----	1951 (L, 3-22)	L1
Michigan State	0-1	-----	1956 (L, 3-6)	L1
Mount St. Mary's	5-0	3/7/99 (6-3)	3/7/99 (W, 6-3)	W5
Navy	2-1	3/6/05 (18-5)	3/16/05 (W, 18-5)	W2
New Mexico State	2-0	3/12/11 (7-2)	3/12/11 (7-2)	W2
Niagara	2-1	2/24/07 (8-4)	2/24/07 (W, 8-4)	W1
Norfolk State	16-0	4/24/13 (W, 9-4)	4/24/13 (W, 9-4)	W16
North Carolina	0-3	-----	2/22/09 (L, 3-11)	L3
North Carolina A&T	4-1	5/13/06 (5-0)	5/13/06 (W, 5-0)	W2
North Carolina State	0-3	-----	3/12/03 (L, 4-9)	L3
North Carolina Wesleyan	1-1	3/22/78 (17-13)	4/15/81 (L, 1-16)	L1
Oglethorpe	1-0	1963 (4-1)	1963 (W, 4-1)	W1
Ohio	0-1	-----	3/24/98 (L, 1-5)	L1
Old Dominion	10-37	2/24/09 (4-3)	4/30/13 (L, 3-7)	L6
Oneonta State	4-1	4/5/90 (7-5)	4/5/90 (W, 7-5)	W4
Oregon State	0-2	-----	3/13/11 (L, 1-5)	L2
Pittsburgh	1-1	4/13/57 (11-9)	4/13/57 (W, 11-9)	W1
Presbyterian College	12-4	3/25/12 (10-7)	3/25/12 (W, 10-7)	W3
Princeton	0-2	-----	1965 (3-6)	L2
Quantico Marines	1-2	1958 (8-4)	1958 (W, 8-4)	W1
Radford	20-24-1	3/16/13 (10-4)	3/16/13 (W, 10-4)	W1
Randolph-Macon	0-1	-----	5/10/57 (3-7)	L1
Rhode Island	1-0	1964 (3-2)	1964 (W, 3-2)	W1
Richmond	26-76-1	3/20/13 (9-5)	3/20/13 (W, 9-5)	W1
Richmond Prof. Institute	4-1	1955 (7-2)	1957 (L, 6-5)	L1
Rider	6-1	3/8/09 (12-11)	3/8/09 (W, 12-11)	W1
Roanoke	1-1	1951 (6-1)	1951 (W, 6-1)	W1
Rollins	4-7	3/12/88 (5-1)	3/12/88 (W, 5-1)	W2
Sacred Heart	1-0	3/12/86 (9-2)	3/12/86 (W, 9-2)	W1
St. Andrews	3-0	1965 (3-2)	1965 (W, 3-2)	W3
St. Francis (N.Y.)	1-0	1971 (7-5)	1971 (W, 7-5)	W1
Saint Rose	1-0	3/7/96 (12-4)	3/7/96 (W, 12-4)	W1
Salem	2-0	1955 (6-3)	1955 (W, 6-3)	W2
Samford	1-6	2/9/03 (4-3)	2/9/03 (W, 4-3)	W1
Savannah State	3-0	4/1/07 (14-0)	4/1/07 (W, 14-0)	W3
Shenandoah	4-0	2/24/93 (11-1)	2/24/93 (W, 11-1)	W4
South Carolina	0-8	-----	2/18/12 (L, 1-13)	L8
Southern Connecticut St.	0-2	-----	1972 (L, 6-15)	L2
Stetson	1-2	2/15/04 (19-13)	2/15/04 (L, 7-8)	L1
Tennessee	0-1	-----	2/12/95 (L, 4-11)	L1
Tennessee-Chattanooga	0-8	-----	4/4/82 (L, 4-5)	L8
Troy	2-4	2/8/97 (4-3)	2/15/98 (L, 6-18)	L4
Tulane	0-2	-----	3/14/85 (L, 3-9)	L2
UNC Asheville	16-12	5/15/11 (10-2)	3/18/12 (L, 5-9)	L3
UNC Greensboro	7-18	4/6/03 (7-5)	5/24/03 (L, 1-10)	L1
Utica	1-0	3/19/89 (7-6)	3/19/89 (W, 7-6)	W1
Vanderbilt	0-3	-----	2/19/05 (L, 2-5)	L3
Villanova	1-0	3/10/88 (16-4)	3/10/88 (W, 16-4)	W1
Virginia	16-54	4/14/10 (12-3)	4/3/13 (L, 6-8)	L3
Virginia Commonwealth	7-34	4/6/13 (5-4)	4/17/13 (L, 4-5 (11))	L2
Virginia Tech	16-73	3/26/13 (8-0)	4/23/13 (L, 6-9)	L1
Virginia Wesleyan	1-1	3/11/92 (13-4)	3/14/94 (L, 4-14)	L1
Wake Forest	0-7	-----	3/17/94 (L, 8-9)	L7
Washington (Md.)	1-0	4/3/54 (25-5)	4/3/54 (W, 25-5)	W1
Washington & Lee	24-4	4/25/95 (6-1)	4/25/95 (W, 6-1)	W12
West Chester	3-2	3/25/95 (9-3)	3/25/95 (W, 9-3)	W1
West Georgia	1-2	1963 (4-3)	3/14/90 (2-13)	L2
West Virginia	6-23	1960 (6-3)	1968 (L, 2-3)	L13
West Virginia Tech	1-0	1955 (14-13)	1955 (W, 14-13)	W1
Western Carolina	15-55	5/5/02 (7-4)	4/20/03 (L, 9-14)	L3
Western Kentucky	0-3	-----	3/10/13 (L, 2-7)	L3
William & Mary	48-63	4/9/13 (4-2)	4/9/13 (W, 4-2)	W2
Winthrop	10-24	5/11/13 (7-0)	5/12/13 (L, 4-5)	L1
Wofford	8-9	4/27/03 (10-0)	4/27/03 (W, 10-0)	W1
Yale	0-2	-----	3/12/83 (L, 9-10)	L2
Youngstown State	3-5	3/10/12 (11-3)	3/11/12 (L, 2-10)	L1

Series vs. Opponents includes all results from 1951-2013.

Keydets' Most Common Opponent: William & Mary, 111 meetings

Most Keydet Wins vs. Opponent: 48, William & Mary

Most Keydet Losses vs. Opponent: 76, Richmond

Longest Current Win/Loss Streak vs. Opponent: 14, Norfolk State/18, East Carolina

Longest Current Annual Meeting: Virginia Tech (3-14), 13 seasons

Series Versus 2014 Opponents

Binghamton (9-5)

3/12/04	Lexington, Va.	L, 2-11
3/13/04	Lexington, Va.	W, 6-2
3/14/04	Lexington, Va.	W, 6-2
2/29/08	Lexington, Va.	W, 11-4
3/1/08	Lexington, Va.	L, 3-4
3/1/08	Lexington, Va.	W, 9-7
2/25/11	Lexington, Va.	W, 5-3
2/26/11	Lexington, Va.	L, 1-7
2/26/11	Lexington, Va.	W, 2-0 (7)
2/27/11	Lexington, Va.	W, 9-2
3/1/13	Lexington, Va.	W, 3-2
3/2/13	Lexington, Va.	L, 7-9 (12)
3/3/13	Lexington, Va.	L, 6-11 (7)
3/3/13	Lexington, Va.	W, 6-4

Buffalo (1-1)

2/23/13	Lexington, Va.	W, 6-4
2/24/13	Lexington, Va.	L, 3-10

Campbell (2-5)

3/14/95	Buies Creek, N.C.	L, 3-6
4/20/12	Lexington, Va.	L, 4-6
4/20/12	Lexington, Va.	W, 3-2
4/21/12	Lexington, Va.	W, 8-7
4/19/13	Buies Creek, N.C.	L, 1-2
4/20/13	Buies Creek, N.C.	L, 3-4
4/21/13	Buies Creek, N.C.	L, 1-8

Charleston Southern (18-11)

4/30/04	Lexington, Va.	L, 1-4
5/1/04	Lexington, Va.	L, 6-7
5/2/04	Lexington, Va.	L, 6-7
4/15/05	N. Charleston, S.C.	W, 4-1
4/16/05	N. Charleston, S.C.	W, 7-2
4/16/05	N. Charleston, S.C.	L, 0-2
3/17/06	Lexington, Va.	W, 16-1
3/18/06	Lexington, Va.	L, 2-3 (10)
3/19/06	Lexington, Va.	W, 10-7
3/17/07	N. Charleston, S.C.	W, 7-2
3/17/07	N. Charleston, S.C.	W, 6-4
3/18/07	N. Charleston, S.C.	W, 10-7
5/16/08	Lexington, Va.	W, 14-3
5/17/08	Lexington, Va.	W, 10-2
5/18/08	Lexington, Va.	W, 9-7
3/27/09	N. Charleston, S.C.	L, 5-9 (10)
3/29/09	N. Charleston, S.C.	W, 11-5
3/29/09	N. Charleston, S.C.	L, 2-7
3/26/10	Lexington, Va.	W, 13-3
3/27/10	Lexington, Va.	L, 0-1
3/27/10	Lexington, Va.	W, 7-2
4/15/11	N. Charleston, S.C.	W, 11-0
4/16/11	N. Charleston, S.C.	W, 15-12
4/17/11	N. Charleston, S.C.	W, 9-1
5/11/12	Lexington, Va.	W, 6-5
5/12/12	Lexington, Va.	L, 1-8
5/13/12	Lexington, Va.	L, 0-6
4/13/13	N. Charleston, S.C.	W, 4-2 (10)
4/13/13	N. Charleston, S.C.	L, 4-6
4/14/13	N. Charleston, S.C.	L, 4-7

Gardner-Webb (6-7)

4/10/09	Lexington, Va.	W, 21-3
4/11/09	Lexington, Va.	L, 5-8
4/11/09	Lexington, Va.	L, 4-15
5/19/09	Asheville, N.C.%	W, 13-4
4/9/10	Spartanburg, S.C.	W, 7-5
4/10/10	Spartanburg, S.C.	W, 13-6
4/11/10	Spartanburg, S.C.	W, 16-10
4/11/11	Lexington, Va.	W, 11-8
4/21/11	Lexington, Va.	L, 7-10
4/3/11	Lexington, Va.	L, 10-14
4/27/12	Boiling Springs, N.C.	L, 3-4 (10)
4/28/12	Boiling Springs, N.C.	L, 4-5
4/29/12	Boiling Springs, N.C.	L, 4-6

High Point (15-14)

5/8/04	High Point, N.C.	L, 4-14
5/9/04	High Point, N.C.	L, 2-11
5/10/04	High Point, N.C.	W, 10-2
5/13/05	Lexington, Va.	W, 10-7
5/14/05	Lexington, Va.	W, 9-2
5/15/05	Lexington, Va.	W, 5-4
4/7/06	High Point, N.C.	L, 1-5
4/8/06	High Point, N.C.	L, 5-6
4/9/06	High Point, N.C.	W, 9-2

4/6/07	Lexington, Va.	W, 6-3
4/7/07	Lexington, Va.	W, 7-6
4/7/07	Lexington, Va.	L, 3-11
3/21/08	High Point, N.C.	W, 5-4
3/22/08	High Point, N.C.	W, 5-3
3/22/08	High Point, N.C.	W, 3-0
5/14/09	Lexington, Va.	W, 13-2
5/15/09	Lexington, Va.	L, 2-3
3/19/10	High Point, N.C.	W, 5-4
3/20/10	High Point, N.C.	W, 5-2
3/21/10	High Point, N.C.	L, 14-15
5/19/11	Lexington, Va.	L, 5-6
5/20/11	Lexington, Va.	W, 4-0
5/21/11	Lexington, Va.	W, 17-12
3/30/12	High Point, N.C.	L, 3-12
3/31/12	High Point, N.C.	L, 0-2
4/1/12	High Point, N.C.	L, 2-5
5/17/13	Lexington, Va.	L, 2-6
5/17/13	Lexington, Va.	L, 2-6
5/18/13	Lexington, Va.	L, 4-6

James Madison (10-46)

3/25/72	Harrisonburg, Va.	W, 2-1
3/24/73	Lexington, Va.	L, 0-3
3/24/73	Lexington, Va.	W, 9-4
3/26/74	Harrisonburg, Va.	L, 0-5
3/26/74	Harrisonburg, Va.	L, 3-5
4/30/75	Lexington, Va.	L, 1-4
4/1/76	Unknown	W, 9-7
4/1/76	Unknown	L, 0-15
4/21/77	Lexington, Va.	L, 3-22
4/4/78	Lexington, Va.	L, 0-23
	Harrisonburg, Va.	L, 0-23
4/2/79	Lexington, Va.	L, 3-11
4/25/79	Harrisonburg, Va.	L, 3-14
3/19/80	Harrisonburg, Va.	L, 0-6
4/25/80	Lexington, Va.	L, 4-21
3/17/81	Harrisonburg, Va.	L, 2-30
4/24/81	Lexington, Va.	L, 2-10
3/19/82	Harrisonburg, Va.	L, 1-7
4/5/82	Lexington, Va.	L, 7-12
4/6/83	Lexington, Va.	L, 4-6
4/21/83	Harrisonburg, Va.	L, 2-12
3/23/84	Harrisonburg, Va.	L, 2-12
4/6/84	Lexington, Va.	W, 4-1
3/20/85	Harrisonburg, Va.	L, 4-9
4/3/85	Lexington, Va.	L, 5-6
3/19/86	Lexington, Va.	L, 6-13
3/26/86	Harrisonburg, Va.	L, 6-7
3/18/87	Harrisonburg, Va.	L, 2-5
4/22/87	Harrisonburg, Va.	L, 4-11
3/16/88	Harrisonburg, Va.	L, 3-23
3/22/88	Harrisonburg, Va.	L, 0-18
3/30/89	Harrisonburg, Va.	L, 6-10
4/6/89	Lexington, Va.	W, 8-7
3/21/90	Harrisonburg, Va.	L, 1-10
4/11/90	Lexington, Va.	L, 1-10
3/19/91	Harrisonburg, Va.	L, 0-22
4/9/91	Lexington, Va.	L, 2-19
3/17/92	Lexington, Va.	L, 5-8
4/9/92	Harrisonburg, Va.	L, 6-10
4/1/93	Harrisonburg, Va.	L, 2-4 (7)
3/23/94	Harrisonburg, Va.	L, 2-17
4/12/94	Staunton, Va.	L, 7-13
3/21/95	Lexington, Va.	L, 5-7
4/6/95	Harrisonburg, Va.	L, 2-9
5/17/06	Harrisonburg, Va.	L, 1-2
3/26/08	Harrisonburg, Va.	L, 4-8
4/15/08	Lexington, Va.	W, 6-4
4/14/09	Harrisonburg, Va.	L, 2-20
4/29/09	Lexington, Va.	L, 5-8
3/24/10	Harrisonburg, Va.	L, 13-17
4/7/10	Lexington, Va.	W, 3-2
3/8/11	Harrisonburg, Va.	W, 8-2
4/26/11	Lexington, Va.	W, 10-4
4/25/12	Lexington, Va.	L, 4-5 (13)
3/12/13	Harrisonburg, Va.	L, 8-11
4/2/13	Lexington, Va.	W, 9-7

Lafayette (14-6)

3/17/01	Lexington, Va.	W, 7-3
3/17/01	Lexington, Va.	W, 3-2
3/18/01	Lexington, Va.	W, 11-5 (7)
3/16/02	Lexington, Va.	L, 2-3
3/16/02	Lexington, Va.	L, 2-9
2/28/04	Lexington, Va.	W, 4-3

2/28/04	Lexington, Va.	W, 7-6
2/29/04	Lexington, Va.	W, 9-5
2/25/06	Lexington, Va.	W, 7-6
2/25/06	Lexington, Va.	W, 5-4
2/26/06	Lexington, Va.	W, 8-7
2/23/08	Lexington, Va.	W, 7-1
2/23/08	Lexington, Va.	L, 5-7
2/24/08	Lexington, Va.	L, 9-11
2/27/10	Lexington, Va.	W, 16-8
2/27/10	Lexington, Va.	W, 14-2
2/28/10	Lexington, Va.	W, 7-6
2/24/12	Lexington, Va.	W, 8-0
2/25/12	Lexington, Va.	L, 5-12
2/26/12	Lexington, Va.	L, 4-5

Liberty (11-37)

4/30/76	Lexington, Va.	L, 6-15
4/9/77	Lexington, Va.	W, 8-7
4/9/77	Lexington, Va.	W, 12-1
5/1/78	Lynchburg, Va.	L, 1-5
5/1/78	Lynchburg, Va.	L, 5-10
5/1/79	Lexington, Va.	L, 0-9
3/10/89	Lynchburg, Va.	W, 5-3
4/10/89	Lynchburg, Va.	L, 5-6
4/17/90	Lynchburg, Va.	L, 8-12
4/4/91	Lynchburg, Va.	L, 2-8
4/11/91	Lexington, Va.	L, 4-14
3/24/92	Lynchburg, Va.	L, 11-12 (10)
3/31/92	Lexington, Va.	W, 7-6 (10)
4/4/94	Lexington, Va.	L, 7-13
4/21/94	Lynchburg, Va.	L, 2-9
3/28/95	Lynchburg, Va.	W, 8-6
2/27/97	Lexington, Va.	W, 9-4
2/24/98	Lynchburg, Va.	L, 14-15
3/6/00	Lynchburg, Va.	L, 2-9
5/2/00	Lexington, Va.	L, 7-15
5/22/04	Lynchburg, Va.	L, 4-8
5/22/04	Lynchburg, Va.	L, 4-10
5/23/04	Lynchburg, Va.	L, 6-7
4/30/05	Lexington, Va.	L, 5-9
5/1/05	Lexington, Va.	L, 3-12
5/1/05	Lexington, Va.	W, 11-9
3/31/06	Lynchburg, Va.	L, 5-8
4/1/06	Lynchburg, Va.	L, 8-16
4/2/06	Lynchburg, Va.	L, 7-9
5/18/07	Lexington, Va.	L, 0-4
5/19/07	Lexington, Va.	W, 5-3
5/20/07	Lexington, Va.	L, 9-10
5/23/07	Rock Hill, S.C.%	L, 3-4
4/18/08	Lynchburg, Va.	L, 0-8
4/19/08	Lynchburg, Va.	W, 6-5 (16)
4/20/08	Lynchburg, Va.	L, 1-6
4/3/09	Lexington, Va.	W, 13-6
4/4/09	Lexington, Va.	L, 7-9
4/5/09	Lexington, Va.	L, 3-4
4/16/10	Lynchburg, Va.	L, 9-12
4/17/10	Lynchburg, Va.	L, 6-9
4/18/10	Lynchburg, Va.	L, 8-13
4/22/11	Lexington, Va.	L, 2-3
4/23/11	Lexington, Va.	L, 6-8
4/23/11	Lexington, Va.	W, 3-1
4/26/13	Lexington, Va.	L, 0-4
4/27/13	Lexington, Va.	L, 6-11
4/27/13	Lexington, Va.	L, 7-13

Longwood (13-8)

4/22/79	Lexington, Va.	W, 6-1
4/22/79	Lexington, Va.	L, 4-7
4/30/80	Farmville, Va.	W, 9-7
4/30/80	Farmville, Va.	L, 4-10
4/9/81	Lexington, Va.	L, 4-15
4/8/87	Lexington, Va. (W&L)	L, 7-8
4/14/88	Lexington, Va.	W, 11-8
4/8/05	Lexington, Va.	W, 11-4
4/9/05	Lexington, Va.	W, 9-1
4/10/05	Lexington, Va.	W, 9-8
3/8/06	Lexington, Va.	W, 10-3
5/14/08	Lexington, Va.	L, 4-6
4/15/09	Lexington, Va.	L, 8-11
4/6/10	Lexington, Va.	W, 14-1
3/22/11	Farmville, Va.	W, 5-4
5/11/11	Lexington, Va.	W, 12-5
4/11/12	Lexington, Va.	L, 6-8
4/24/12	Farmville, Va.	W, 6-2
3/22/13	Farmville, Va.	W, 1-0
3/23/13	Farmville, Va.	L, 3-4

3/24/13	Farmville, Va.	W, 13-1
---------	----------------	---------

Maryland-Eastern Shore (11-0)

3/9/07	Lexington, Va.	W, 3-1
3/10/07	Lexington, Va.	W, 21-0
3/11/07	Lexington, Va.	W, 9-7
5/9/08	Lexington, Va.	W, 21-1
5/10/08	Lexington, Va.	W, 9-1
5/11/08	Lexington, Va.	W, 7-6
3/5/10	Lexington, Va.	W, 18-4
3/6/10	Lexington, Va.	W, 20-1
3/7/10	Lexington, Va.	W, 8-4
3/24/13	Lexington, Va.	W, 10-1
3/25/13	Lexington, Va.	W, 17-4

Old Dominion (10-37)

1963	Unknown	L, 1-6
4/15/64	Lexington, Va.	L, 1-4
5/6/66	Lexington, Va.	W, 6-5 (13)
5/2/67	Lexington, Va.	L, 5-7
4/19/68	Lexington, Va.	W, 10-9
4/19/68	Lexington, Va.	W, 6-4
1969	Lexington, Va.	L, 1-2
1970	Unknown	L, 0-1
1970	Unknown	W, 2-1
4/30/71	Lexington, Va.	L, 3-9
4/30/71	Lexington, Va.	W, 3-1
4/17/76	Unknown	L, 2-4
4/18/77	Lexington, Va.	W, 7-6
3/24/78	Norfolk, Va.	L, 0-7
3/24/78	Norfolk, Va.	L, 2-10
4/14/78	Lexington, Va.	L, 9-13
4/10/79	Lexington, Va.	W, 5-4
4/10/79	Lexington, Va.	L, 1-10
4/16/80	Norfolk, Va.	L, 3-15
5/1/81	Lexington, Va.	L, 4-27
5/1/81	Lexington, Va.	L, 0-18
4/10/82	Lexington, Va.	L, 5-6
4/10/82	Lexington, Va.	L, 5-13
4/18/84	Norfolk, Va.	L, 2-13
5/2/86	Norfolk, Va.	L, 7-15
3/14/89	Norfolk, Va.	L, 4-9
3/10/92	Norfolk, Va.	L, 3-12 (9)
3/10/92	Norfolk, Va.	L, 0-15
4/7/93	Lexington, Va.	L, 3-6
3/15/94	Norfolk, Va.	L, 5-17
2/9/96	Charleston, S.C.	L, 7-13
3/11/97	Lexington, Va.	L, 5-13
3/12/97	Lexington, Va.	L, 7-19
3/13/02	Norfolk, Va.	L, 7-8
3/23/04	Norfolk, Va.	L, 2-4
5/11/05	Norfolk, Va.	L, 2-9
3/21/07	Norfolk, Va.	W, 3-1
5/15/07	Lexington, Va.	L, 4-5
3/11/08	Norfolk, Va.	L, 6-7
4/2/08	Norfolk, Va.	W, 7-3
2/24/09	Lexington, Va.	W, 4-3 (11)
4/21/09	Norfolk, Va.	L, 2-6 (10)
3/13/12	Norfolk, Va.	L, 12-13 (10)
3/14/12	Hampton, Va.	L, 3-8
3/27/12	Lexington, Va.	L, 0-2
2/27/13	Lexington, Va.	L, 5-11
4/30/13	Norfolk, Va.	L, 3-7

Presbyterian College (12-4)

1963	Clinton, S.C.	L, 6-8
1963	Clinton, S.C.	W, 6-3
4/2/64	Clinton, S.C.	W, 4-0
4/3/64	Clinton, S.C.	W, 4-0
4/3/64	Clinton, S.C.	W, 19-4 (6)
3/1/409	Clinton, S.C.	W, 14-4
3/1/509	Clinton, S.C.	W, 12-10
5/20/10	Lexington, Va.	W, 10-7
5/21/10	Lexington, Va.	L, 7-23
5/21/10	Lexington, Va.	L, 0-6
3/25/11	Clinton, S.C.	W, 5-2
3/27/11	Clinton, S.C.	W, 8-4
3/27/11	Clinton, S.C.	L, 4-5
3/23/12	Lexington, Va.	W, 10-5
3/24/12	Lexington, Va.	W, 5-4
3/25/12	Lexington, Va.	W, 10-7

Series Versus 2014 Opponents

3/23/88	Radford, Va.	W, 11-4	4/20/71	Lexington, Va.	L, 0-6
4/3/89	Radford, Va.	L, 4-26	4/20/71	Lexington, Va.	L, 5-7
4/12/89	Lexington, Va.	L, 7-14	4/29/71	Richmond, Va.	L, 0-6
3/6/91	Lexington, Va.	T, 11-11 (8)	4/29/71	Richmond, Va.	L, 3-9
4/10/91	Radford, Va.	L, 8-9	4/29/72	Richmond, Va.	L, 4-7
3/26/92	Radford, Va.	L, 2-5	4/29/72	Richmond, Va.	L, 3-4
4/1/92	Lexington, Va.	W, 7-6	5/2/72	Lexington, Va.	L, 5-13
4/19/93	Lexington, Va.	W, 8-4	5/2/72	Lexington, Va.	L, 3-7
3/22/94	Lexington, Va.	W, 10-1	4/16/73	Richmond, Va.	L, 6-7
4/25/94	Radford, Va.	L, 4-12	4/21/73	Lexington, Va.	L, 2-14
2/27/01	Lexington, Va.	L, 3-12	4/4/74	Richmond, Va.	L, 0-2
4/3/02	Radford, Va.	L, 1-2	4/8/74	Richmond, Va.	L, 4-5
3/4/03	Lexington, Va.	L, 1-2*	4/3/75	Richmond, Va.	L, 2-5
4/2/03	Radford, Va.	W, 11-6	4/24/75	Lexington, Va.	L, 2-7
4/2/04	Lexington, Va.	L, 4-15	4/7/76	Lexington, Va.	L, 4-17
4/3/04	Lexington, Va.	L, 9-13	4/21/76	Richmond, Va.	L, 3-9
4/4/04	Lexington, Va.	L, 4-9	4/15/77	Richmond, Va.	L, 5-6
5/20/05	Radford, Va.	W, 6-0	4/15/77	Richmond, Va.	L, 1-2
5/21/05	Radford, Va.	W, 5-4	4/12/78	Lexington, Va.	L, 0-8
5/22/05	Radford, Va.	L, 5-6	4/18/78	Richmond, Va.	L, 5-13
5/26/05	Conway, S.C.%	L, 7-8	4/6/79	Richmond, Va.	L, 3-5
4/14/06	Lexington, Va.	W, 14-6	4/6/79	Richmond, Va.	L, 1-2
4/15/06	Lexington, Va.	W, 11-4	3/16/80	Lexington, Va.	L, 10-13
4/15/06	Lexington, Va.	L, 7-12	3/25/81	Lexington, Va.	L, 4-7
5/11/07	Radford, Va.	L, 3-4	3/25/81	Lexington, Va.	L, 0-14
5/12/07	Radford, Va.	L, 12-9 (10)	4/12/84	Richmond, Va.	W, 8-1
5/13/07	Radford, Va.	W, 7-5	5/5/85	Lexington, Va.	L, 3-11
4/5/08	Lexington, Va.	W, 4-3 (11)	5/5/85	Lexington, Va.	W, 7-0
4/6/08	Lexington, Va.	W, 9-5	3/3/86	Richmond, Va.	L, 0-3
4/7/08	Lexington, Va.	W, 3-2 (16)	4/6/88	Lexington, Va.	W, 7-6
4/17/09	Radford, Va.	L, 3-5	4/21/88	Richmond, Va.	L, 3-8
4/18/09	Radford, Va.	L, 3-4 (10)	3/16/89	Richmond, Va.	W, 5-3
4/19/09	Radford, Va.	L, 4-10	3/22/89	Lexington, Va.	L, 6-10
4/30/10	Lexington, Va.	L, 2-9	4/4/90	Richmond, Va.	L, 2-5
5/1/10	Lexington, Va.	L, 6-15	4/19/90	Lexington, Va.	L, 0-5
5/2/10	Lexington, Va.	W, 7-5	3/20/91	Richmond, Va.	L, 8-17
4/8/11	Radford, Va.	W, 10-7	4/17/91	Lexington, Va.	L, 4-8
4/10/11	Radford, Va.	L, 5-6	3/25/92	Lexington, Va.	L, 2-16
4/10/11	Radford, Va.	L, 5-14	4/15/92	Richmond, Va.	L, 1-14
5/24/11	Lexington, Va.%	L, 1-3	3/24/93	Richmond, Va.	L, 2-8
3/15/13	Radford, Va.	L, 4-8	4/14/93	Lexington, Va.	L, 2-5
3/16/13	Radford, Va.	L, 3-4 (10)	3/30/94	Richmond, Va.	L, 2-6
3/16/13	Radford, Va.	W, 10-4	4/5/95	Richmond, Va.	L, 4-7
*Game Later Forfeited			3/3/99	Richmond, Va.	L, 7-14 (6)
			4/30/00	Lexington, Va.	L, 7-17
			2/20/01	Richmond, Va.	L, 6-12
			4/24/01	Lexington, Va.	L, 4-17
			2/19/02	Richmond, Va.	L, 1-9
			3/5/02	Lexington, Va.	L, 2-10
			3/5/03	Richmond, Va.	L, 8-9
			3/3/04	Richmond, Va.	L, 3-6
			3/17/04	Lexington, Va.	W, 3-1
			2/23/05	Richmond, Va.	W, 17-7
			2/28/06	Richmond, Va.	W, 6-0
			4/12/06	Lexington, Va.	W, 15-9
			2/21/07	Richmond, Va.	W, 2-1
			4/18/07	Lexington, Va.	W, 5-1
			4/1/08	Lexington, Va.	W, 9-5
			2/25/09	Richmond, Va.	L, 4-10
			3/24/09	Lexington, Va.	L, 1-2 (11)
			3/1/11	Richmond, Va.	T, 6-6
			4/3/12	Lexington, Va.	W, 4-3

Richmond (26-76-1)

4/17/51	Lexington, Va.	L, 1-13
5/11/51	Richmond, Va.	L, 3-5
1952	Richmond, Va.	L, 5-11
1952	Lexington, Va.	L, 4-5
1953	Unknown	W, 3-2
1953	Unknown	L, 2-4
4/30/54	Unknown	L, 5-8
5/6/54	Unknown	W, 11-9
1955	Richmond, Va.	L, 0-8
1955	Lexington, Va.	L, 14-16
1956	Unknown	L, 3-7
1956	Unknown	W, 8-1
5/11/57	Lexington, Va.	L, 1-2
5/7/57	Richmond, Va.	L, 1-21
1958	Lexington, Va.	L, 3-9
1958	Richmond, Va.	L, 1-10
1959	Richmond, Va.	L, 3-6
1960	Lexington, Va.	L, 2-15
1960	Richmond, Va.	L, 8-10
1961	Unknown	L, 0-5
1961	Unknown	L, 2-4
1962	Lexington, Va.	L, 4-5
1962	Richmond, Va.	L, 0-13
1963	Unknown	L, 3-4
5/14/63	Unknown	W, 4-2
1964	Richmond, Va.	W, 9-4
5/13/64	Lexington, Va.	L, 0-4
1965	Richmond, Va.	L, 6-9
5/12/65	Lexington, Va.	W, 3-2
5/4/66	Richmond, Va.	L, 2-3
5/4/66	Richmond, Va.	W, 2-1
4/19/67	Richmond, Va.	L, 3-7
5/10/67	Lexington, Va.	W, 6-2
4/6/68	Richmond, Va.	W, 5-4
5/7/68	Lexington, Va.	L, 1-4
5/2/69	Unknown	W, 2-0
5/2/69	Unknown	W, 2-0
1970	Unknown	W, 2-0
1970	Unknown	W, 2-1

Virginia (16-54)

4/18/51	Charlottesville, Va.	L, 2-12
5/18/51	Lexington, Va.	L, 2-7
1952	Charlottesville, Va.	L, 5-12
1952	Lexington, Va.	L, 2-9
1953	Unknown	L, 1-6
5/12/54	Unknown	L, 3-7
5/21/54	Unknown	W, 7-5
1955	Unknown	W, 6-5
1955	Unknown	L, 1-2
1956	Unknown	W, 8-5
1956	Unknown	L, 2-4
4/2/57	Unknown	L, 0-2
4/27/57	Unknown	L, 4-10
1958	Unknown	W, 13-5
1960	Unknown	W, 17-6
1961	Unknown	L, 3-8
1962	Unknown	W, 7-1
1963	Unknown	L, 1-12
4/29/65	Unknown	W, 3-2
5/17/66	Charlottesville, Va.	L, 6-12
4/12/67	Lexington, Va.	W, 2-0

4/7/69	Charlottesville, Va.	L, 1-6
1970	Unknown	L, 1-5
4/26/71	Charlottesville, Va.	L, 2-9
4/25/72	Lexington, Va.	L, 4-9
1973	Unknown	L, 1-11
4/11/74	Lexington, Va.	L, 4-6 (12)
4/7/75	Charlottesville, Va.	L, 1-11
4/8/76	Unknown	L, 6-8
3/31/77	Charlottesville, Va.	L, 1-16
3/31/78	Lexington, Va.	L, 1-6
1979	Charlottesville, Va.	W, 2-1 (10)
4/10/80	Lexington, Va.	L, 0-7
4/10/80	Lexington, Va.	L, 2-5
5/4/81	Charlottesville, Va.	L, 3-13
5/4/81	Charlottesville, Va.	L, 2-8
4/29/82	Lexington, Va.	W, 8-1
4/29/82	Lexington, Va.	L, 1-4
3/24/83	Charlottesville, Va.	L, 3-11
4/3/84	Lexington, Va.	L, 4-11
3/6/85	Lexington, Va.	L, 1-5
4/30/85	Charlottesville, Va.	L, 5-8
4/9/86	Lexington, Va.	L, 9-12
4/22/86	Madison, Va.	L, 0-17
3/24/87	Charlottesville, Va.	L, 0-8
4/5/88	Lexington, Va.	L, 5-11
4/26/88	Charlottesville, Va.	W, 5-3
3/28/89	Charlottesville, Va.	L, 13-14 (10)
4/17/89	Lexington, Va.	L, 8-14
3/6/90	Charlottesville, Va.	W, 5-4
3/7/91	Charlottesville, Va.	L, 5-16
2/22/92	Lexington, Va.	L, 5-14
4/13/92	Charlottesville, Va.	L, 1-12
2/23/93	Charlottesville, Va.	L, 3-6
4/14/94	Lexington, Va.	W, 12-3
2/28/95	Charlottesville, Va.	L, 1-5
4/13/95	Lexington, Va.	W, 6-4
4/22/96	Charlottesville, Va.	L, 4-9
3/25/97	Lexington, Va.	L, 3-13
2/25/98	Charlottesville, Va.	L, 7-13 (8)
3/30/05	Charlottesville, Va.	L, 1-2
4/18/06	Charlottesville, Va.	L, 0-5
2/27/07	Charlottesville, Va.	L, 3-5
4/3/07	Lexington, Va.	W, 5-2
5/13/08	Charlottesville, Va.	L, 5-6 (11)
3/11/09	Charlottesville, Va.	L, 3-10
4/14/10	Lexington, Va.	W, 12-3
2/23/11	Charlottesville, Va.	L, 3-4
3/21/12	Charlottesville, Va.	L, 3-12
4/3/13	Charlottesville, Va.	L, 6-8

VCU (7-34)

4/19/73	Richmond, Va.	W, 11-2
4/18/79	Richmond, Va.	L, 2-5
4/18/79	Richmond, Va.	L, 3-4
4/28/81	Lexington, Va.	L, 3-17
4/28/81	Lexington, Va.	L, 10-14
3/31/81	Richmond, Va.&	L, 8-9 (8)
3/31/81	Richmond, Va.&	L, 3-9
3/23/83	Lexington, Va.	L, 3-7
3/26/85	Lexington, Va.	W, 6-4
3/4/86	Richmond, Va.	L, 6-7
3/4/89	Richmond, Va.	L, 3-4 (10)
3/2/91	Lexington, Va.	L, 3-11
4/2/92	Lexington, Va.	L, 2-9
4/7/92	Richmond, Va.	L, 2-9
4/20/93	Lexington, Va.	L, 11-14
2/25/94	Lexington, Va.	L, 7-9
4/20/94	Richmond, Va.	L, 1-6
2/21/95	Richmond, Va.	L, 6-7
4/4/95	Lexington, Va.	L, 11-13
3/13/01	Richmond, Va.	L, 0-7
5/2/01	Lexington, Va.	L, 5-13
4/24/02	Richmond, Va.	L, 0-5
4/22/03	Richmond, Va.	L, 0-1
4/20/04	Richmond, Va.	L, 4-5
5/10/06	Richmond, Va.	L, 6-8
3/27/07	Lexington, Va.	W, 5-3
4/24/07	Richmond, Va.	W, 3-1
4/8/08	Lexington, Va.	L, 3-5
3/31/09	Richmond, Va.	L, 8-17
4/8/09	Lexington, Va.	L, 3-9
4/20/10	Lexington, Va.	L, 4-11
4/28/10	Richmond, Va.	L, 3-7
4/19/11	Richmond, Va.	L, 2-4
4/10/12	Richmond, Va.	L, 1-18

5/1/12	Lexington, Va.	L, 3-6
5/17/12	Lexington, Va.	L, 2-7
5/18/12	Richmond, Va.	W, 7-6
4/5/13	Lexington, Va.	W, 6-2
4/6/13	Lexington, Va.	W, 5-4
4/7/13	Lexington, Va.	L, 4-8
4/17/13	Richmond, Va.	L, 4-5 (11)
&-Played at Parker Field, Richmond		

William & Mary (48-63)

5/4/51	Lexington, Va.	L, 10-29
5/12/51	Williamsburg, Va.	L, 3-5
1952	Williamsburg, Va.	L, 1-3
1952	Lexington, Va.	W, 9-8
1953	Unknown	W, 8-6
5/1/54	Unknown	W, 25-3
5/5/54	Unknown	W, 19-2
1955	Unknown	L, 13-14
1955	Unknown	W, 9-8
1956	Unknown	L, 3-6
1956	Unknown	W, 4-2
5/2/57	Unknown	W, 3-1
5/8/57	Unknown	W, 7-0
1958	Unknown	W, 9-1
1958	Unknown	W, 11-0
1959	Unknown	W, 2-1
1959	Unknown	L, 2-4
1960	Unknown	W, 10-4
1960	Unknown	W, 6-3
1961	Unknown	W, 5-1
1962	Unknown	L, 5-7
1962	Unknown	L, 1-4
1963	Unknown	W, 6-3
1963	Unknown	W, 6-5
4/17/64	Lexington, Va.	W, 8-3
4/24/64	Williamsburg, Va.	W, 6-4
1965	Williamsburg, Va.	W, 3-1
4/16/65	Lexington, Va.	W, 6-1
4/8/66	Lexington, Va.	L, 3-7
5/3/66	Williamsburg, Va.	L, 0-4
3/24/67	Williamsburg, Va.	L, 3-8
4/9/67	Lexington, Va.	W, 4-2
4/15/68	Lexington, Va.	L, 4-5
4/15/68	Lexington, Va.	L, 0-3
3/22/69	Williamsburg, Va.	L, 6-7
3/22/69	Williamsburg, Va.	L, 1-3
4/12/69	Lexington, Va.	W, 7-4
4/12/69	Lexington, Va.	L, 3-8
5/15/69	Colonial Heights, Va.*	W, 5-3 (13)
1970	Unknown	L, 0-2
1970	Unknown	L, 6-7
1970	Unknown	L, 1-4
1970	Unknown	W, 3-1
4/10/71	Lexington, Va.	L, 1-6
4/10/71	Lexington, Va.	W, 1-0
4/24/71	Williamsburg, Va.	L, 1-2
4/24/71	Williamsburg, Va.	L, 3-9
4/10/72	Williamsburg, Va.	L, 1-12
4/10/72	Williamsburg, Va.	L, 4-5
4/17/72	Lexington, Va.	W, 2-1
4/17/72	Lexington, Va.	L, 2-3
4/30/73	Lexington, Va.	L, 0-3
4/30/73	Lexington, Va.	L, 0-6
4/9/74	Lexington, Va.	W, 5-4
4/18/74	Lexington, Va.	W, 4-3
4/16/75	Williamsburg, Va.	W, 5-4
4/16/75	Williamsburg, Va.	L, 2-8
3/29/76	Unknown	L, 3-4
4/27/76	Unknown	L, 2-11
3/27/77	Williamsburg, Va.	L, 0-3
3/27/77	Williamsburg, Va.	L, 2-14
3/21/79	Lexington, Va.	W, 6-4
4/17/80	Williamsburg, Va.	W, 7-5
4/25/81	Lexington, Va.	L, 4-5
4/25/81	Lexington, Va.	L, 1-6
4/12/83	Lexington, Va.	W, 10-3
4/12/83	Lexington, Va.	L, 4-8
4/19/84	Williamsburg, Va.	L, 3-7

Series Versus 2014 Opponents/Drafted Keydets

2/27/91	Williamsburg, Va.	L, 0-4
4/13/93	Lexington, Va.	W, 5-1
4/13/93	Lexington, Va.	L, 5-6 (11)
3/16/94	Williamsburg, Va.	L, 3-4 (10)
3/7/95	Lexington, Va.	L, 2-4
3/16/95	Williamsburg, Va.	W, 8-7
3/27/96	Williamsburg, Va.	L, 9-10
3/27/96	Williamsburg, Va.	W, 2-1
4/3/96	Lexington, Va.	W, 8-4
4/3/96	Lexington, Va.	W, 8-3
4/3/97	Lexington, Va.	L, 5-17
4/15/97	Williamsburg, Va.	L, 5-6
3/25/98	Lexington, Va.	L, 6-14
4/13/99	Williamsburg, Va.	L, 3-9
4/20/99	Lexington, Va.	L, 5-12
4/11/00	Lexington, Va.	L, 12-14
4/28/00	Williamsburg, Va.	L, 3-5
4/28/00	Williamsburg, Va.	L, 2-9
4/18/01	Williamsburg, Va.	L, 1-12 (7)
4/17/02	Williamsburg, Va.	L, 1-9
3/26/03	Lexington, Va.	L, 2-13
4/21/04	Lexington, Va.	W, 6-5
5/19/04	Williamsburg, Va.	L, 8-13
4/5/05	Lexington, Va.	W, 8-6
4/20/05	Williamsburg, Va.	L, 6-12
3/28/07	Williamsburg, Va.	L, 3-4
3/12/08	Williamsburg, Va.	L, 3-12
3/25/08	Lexington, Va.	W, 9-8
3/4/09	Lexington, Va.	W, 7-4
4/28/09	Williamsburg, Va.	L, 9-10
2/22/11	Lexington, Va.	W, 4-1
4/13/11	Williamsburg, Va.	W, 5-1
2/28/12	Williamsburg, Va.	L, 2-10
3/6/12	Lexington, Va.	L, 2-6
3/13/13	Williamsburg, Va.	W, 6-2
4/9/13	Lexington, Va.	W, 4-2

Winthrop (9-20)

4/23/04	Lexington, Va.	L, 3-14
4/24/04	Lexington, Va.	W, 5-1
4/25/04	Lexington, Va.	L, 1-2
4/23/05	Rock Hill, S.C.	L, 0-3
4/23/05	Rock Hill, S.C.	L, 1-6
4/24/05	Rock Hill, S.C.	L, 2-5
5/25/05	Conway, S.C.%	L, 1-11
5/19/06	Lexington, Va.	L, 5-10
5/20/06	Lexington, Va.	W, 10-4
5/21/06	Lexington, Va.	W, 7-3
3/23/07	Rock Hill, S.C.	L, 2-4
3/24/07	Rock Hill, S.C.	L, 2-4
3/25/07	Rock Hill, S.C.	L, 5-9
3/28/08	Lexington, Va.	L, 3-11
3/29/08	Lexington, Va.	W, 5-4
3/30/08	Lexington, Va.	L, 0-4
5/21/08	Danville, Va.%	L, 2-7
4/24/09	Rock Hill, S.C.	L, 10-11
4/25/09	Rock Hill, S.C.	W, 6-5
4/26/09	Rock Hill, S.C.	W, 6-5
5/21/09	Asheville, N.C.%	L, 4-8
5/14/10	Lexington, Va.	L, 5-6
5/15/10	Lexington, Va.	L, 2-8
5/16/10	Lexington, Va.	W, 7-5
5/27/10	Rock Hill, S.C.%	L, 6-11
3/18/11	Rock Hill, S.C.	L, 1-2
3/19/11	Rock Hill, S.C.	L, 6-7 (10)
3/20/11	Rock Hill, S.C.	W, 10-2
4/6/12	Lexington, Va.	W, 10-4
4/7/12	Lexington, Va.	L, 5-6
4/7/12	Lexington, Va.	L, 4-7
5/11/13	Lexington, Va.	L, 1-4
5/11/13	Lexington, Va.	W, 7-0
5/12/13	Lexington, Va.	L, 4-5

VMI will play Kentucky, UNC Wilmington and Canisius for the first time in program history.

Drafted Keydets

Player	Year	Round	Club
Rob Holmes	1980	47th	Minnesota Twins*
Andy Beasley	1989	17th	Oakland Athletics
Andy Beasley	1990	4th (112th overall)	St. Louis Cardinals
Mark Craft	1990	10th	Oakland A's
Jay Adams	1993	52nd	Cleveland Indians*
Marc Phillips	1994	32nd	Kansas City Royals
Ryan Glynn	1995	4th (94th overall)	Texas Rangers
David Groseclose	1995	22nd	Colorado Rockies
Nate Shepperson	1996	53rd	Pittsburgh Pirates
Jeremy Harper	2003	14th	Toronto Blue Jays
Andy Barden	2003	19th	Atlanta Braves
Phil Hendrix	2003	35th	Milwaukee Brewers
Duke Acors	2005	32nd	Pittsburgh Pirates
Kelly Sweppenhiser	2006	44th	Toronto Blue Jays
Tanner Biagini	2006	48th	Los Angeles Dodgers*
Chad Rice	2007	24th	Pittsburgh Pirates
Corey Bachman	2007	40th	Chicago Cubs
Michael Bowman	2008	9th	Milwaukee Brewers
Trey Barham	2008	25th	Oakland Athletics
Mike Roberts	2008	38th	Milwaukee Brewers
Travis Smink	2009	31st	Houston Astros
Tanner Biagini	2009	50th	Oakland Athletics
Jordan Ballard	2010	33rd	Colorado Rockies
Sam Roberts	2011	26th	Oakland A's
Adam Lopez	2012	21st	Chicago White Sox
Coby Cowgill	2012	23rd	Texas Rangers

*-Drafted out of HS

Refer to VMIKeydets.com for information on current professional players.



The 1988 Keydet club finished with a 20-20 record, including an 11-7 mark in the Southern Conference on their way to the North Division title. Here they are posed with Hall of Famer Joe Dimaggio.

Postseason Results

SoCon Division Playoff

1969- Colonial Heights, Va.

VMI 5, William & Mary 3 (13 innings)

SoCon Championship Finals

1969- Fort Eustis, Va.

Furman 7, VMI 2

Furman 5, VMI 4

SoCon Tournament

1984- Cullowhee, N.C.

#1S Western Carolina 10, #2N VMI 7

#2S The Citadel 12, #2N VMI 7

1987- Asheville, N.C.

#1S Western Carolina 16, #2N VMI 4

#2N VMI 15, #2S Davidson 7

#2N VMI 10, #1N Appalachian State 9 (10)

#1S Western Carolina 9, #2N VMI 4

1988- Asheville, N.C.

#2S The Citadel, 9, #1N VMI 8

#2N Appalachian State 11, #1N VMI 4

1989- Asheville, N.C.

#5 The Citadel 17, #4 VMI 11

#6 Furman 7, #4 VMI 5

1990- Charleston, S.C.

#5 Appalachian State 9, #4 VMI 2

#6 Furman 10, #4 VMI 9 (10)

1991- Charleston, S.C.

#2 Western Carolina 18, #7 VMI 2

#4 Furman 8, #7 VMI 3

1992- Charleston, S.C.

#1 Western Carolina 3, #8 VMI 2

#8 VMI 5, #2 Furman 3

#3 East Tennessee State 20, #8 VMI 3

1993- Charleston, S.C.

#8 VMI 8, #1 Georgia Southern 0

#8 VMI 15, #5 Davidson 5

#8 VMI 8, #2 Western Carolina 4

#2 Western Carolina 12, #8 VMI 5

#2 Western Carolina 5, #8 VMI 1

1994- Charleston, S.C.

#7 VMI 6, #2 Georgia Southern 4

#7 VMI 6, #3 Marshall 4

#5 The Citadel 4, #7 VMI 3

#1 Western Carolina 7, #7 VMI 1

1995- Charleston, S.C.

#2 Georgia Southern 4, #7 VMI 3

#7 VMI 13, #6 Appalachian State 4

#5 East Tennessee State 8, #7 VMI 4

1996- Charleston, S.C.

#7 VMI 7, #2 Western Carolina 3

#7 VMI 4, #6 East Tennessee State 2

#1 Georgia Southern 11, #7 VMI 2

#4 The Citadel 8, #7 VMI 5

1997- Charleston, S.C.

#1 Western Carolina 4, #8 VMI 3

#5 East Tennessee State 7, #8 VMI 3 (10)

1999- Charleston, S.C.

#2 College of Charleston 15, #7 VMI 4

#3 Western Carolina 8, #7 VMI 4

2003- Charleston, S.C.

#2 Georgia Southern 6, #7 VMI 4

#7 VMI 2, #3 The Citadel 1

#7 VMI 2, #5 Furman 1

#4 UNC Greensboro 10, #7 VMI 1

Big South Tournament

2005- Conway, S.C.

#2 Winthrop 11, #5 VMI 1

#6 Radford 8, #5 VMI 7

2007- Rock Hill, S.C.

#3 Liberty 4, #4 VMI 3

#1 Coastal Carolina 4, #4 VMI 2

2008- Danville, Va.

#4 Winthrop 7, #3 VMI 2

#1 Coastal Carolina 3, #3 VMI 1

2009- Asheville, N.C.

#8 VMI 13, #5 Gardner-Webb 4

#1 Coastal Carolina 9, #8 VMI 4

#2 Winthrop 8, #8 VMI 4

2010- Rock Hill, S.C.

#6 VMI 7, #7 UNC Asheville 4

#1 Coastal Carolina 11, #6 VMI 2

#5 Winthrop 11, #6 VMI 6

2011- Lexington, Va.

#6 Radford 3, #7 VMI 1

Conference Tournament

Miscellany

Record as a....

#3 Seed:0-2

#4 Seed:0-6

#5 Seed:0-2

#6 Seed:1-2

#7 Seed:7-12

#8 Seed:5-8

Southern Conference Divisional Seeding:

#1 North Seed:0-2

#2 North Seed:2-4

Record Against...

Appalachian State2-2

College of Charleston0-1

The Citadel1-5

Coastal Carolina0-4

Davidson2-0

East Tennessee State1-3

Furman2-3

Gardner-Webb1-0

Georgia Southern2-3

Liberty0-1

Marshall1-0

Radford0-2

UNC Asheville1-0

UNC Greensboro0-1

Western Carolina2-10

Winthrop0-4

Record When Playing At....

Asheville, N.C.3-8

Charleston, S.C.11-20

Conway, S.C.0-2

Cullowhee, N.C.0-2

Danville, Va.0-2

Rock Hill, S.C.1-4

Lexington, Va.0-1

Most Coaching Wins

Chris Finwood6-6

Scott Gines3-8

Tom Slater2-2

Donny White2-4

Marlin Ikenberry2-11

Paul Maini0-8

Complete Games:

Richard Sparks, vs. Davidson, 4/25/87

Marc Phillips, vs. Furman, 4/24/92

John Payne, vs. Georgia South. (SHO), 4/29/93

John Payne, vs. Georgia Southern, 4/28/94

Jay Adams, vs. Appalachian State, 4/28/95

W.G. Smith, vs. Western Carolina, 4/25/96

Danny Hughes, vs. East Tennessee St., 4/27/96

Phil Hendrix, vs. The Citadel, 5/22/03

Jeremy Harper, vs. Furman, 5/23/03

Four-Hit Games:

5, Rob Holmes, vs. The Citadel, 4/28/84

5, Louie Napoleon, vs. Davidson, 4/30/93

5, Jordan Ballard, vs. Gardner-Webb, 5/19/09

4, Gary Sibayan, vs. Davidson, 4/25/87

4, Marshall Simpson, vs. Furman, 4/27/90

4, David Groseclose, vs. Davidson, 4/30/93



The eighth-seeded 1993 squad posted the most wins in a single tournament by upsetting top-seeded Georgia Southern, second-seeded Western Carolina and fifth-seeded Davidson on their way to the Championship Finals.



Postseason Single-Game Records

<i>Individual</i>	<i>Team</i>
<u>Hitting</u> Hits- 5, Rob Holmes, vs. The Citadel, 4/28/84; Louie Napoleon, vs. Davidson, 4/30/93 & Jordan Ballard vs. Gardner-Webb, 5/19/09 Runs- 5, David Groseclose, vs. Davidson, 4/30/93 RBI- 7, Ryan Glynn, vs. Appalachian State, 4/20/95 At Bats- 6, Several Times Walks- 3, Several Times Doubles- 2, Several Times Triples- 1, Several Times Home Runs- 2, John Parrott, vs. Davidson, 4/25/87; John Parrott, vs. The Citadel, 4/27/89; Bert Saunders, vs. Western Carolina, 4/28/84 Total Bases- 10, Rob Holmes, vs. The Citadel, 4/28/84 Stolen Bases- 3, David Groseclose, vs. Georgia Southern, 4/28/94 <u>Pitching</u> Innings Pitched- 9.0, (Nine Times) Most Recent Jeremy Harper, vs. Furman, 5/23/03 Strikeouts- 9, Jay Adams, vs. Appalachian State, 4/28/95; W.G. Smith, vs. Western Carolina, 4/25/96; Phil Hendrix, vs. The Citadel, 5/22/03 Fewest Hits (Min. 9 IP)- 6, Marc Phillips, vs. Furman, 4/24/92; Jeremy Harper, vs. Furman, 5/23/03 Fewest Earned Runs (Min. 9 IP)- 0, John Payne, vs. Georgia Southern, 4/29/93 Fewest Runs (Min. 9 IP)- 0, John Payne, vs. Georgia Southern, 4/29/93	<u>Hitting</u> Hits- 21, vs. Gardner-Webb, 5/19/09 Runs- 15, vs. Davidson, 4/25/87 & vs. Davidson, 4/30/93 RBI- 15, vs. Davidson, 4/25/87 At Bats- 46, vs. The Citadel, 4/28/84 & vs. The Citadel, 4/27/89 & vs. Davidson, 4/30/93 Walks- 10, vs. Appalachian State, 4/26/90 Doubles- 5, vs. UNC Asheville, 5/25/10 Triples- 1, (Several Times), Most Recent vs. Liberty, 5/23/07 Home Runs- 4, vs. Davidson, 4/25/87 Total Bases- 32, vs. Davidson, 4/25/87 Stolen Bases- 4, vs. Furman, 4/24/92 & vs. Davidson, 4/30/93 <u>Pitching</u> Strikeouts- 9, (Six times) Most Recent vs. Coastal Carolina, 5/26/10 Fewest Hits- 5, vs. Georgia Southern, 5/21/03 Fewest Earned Runs- 0, vs. Georgia Southern, 4/29/93 Fewest Runs- 0, vs. Georgia Southern, 4/29/93 Fewest Walks- 0, vs. The Citadel, 4/29/88

Single-Postseason Records

<i>Individual</i>	<i>Team</i>
<u>Hitting</u> Hits- 10, David Groseclose, 5 games, 1993 (SoCon) Runs- 9, David Groseclose, 5 games, 1993 (SoCon) RBI- 9, Ryan Glynn, 3 games, 1995, (SoCon) Walks- 5, Warren Williams, 5 games, 1993 (SoCon) Doubles- 3, Gary Sibayan, 4 games, 1987 (SoCon); Warren Williams, 2 games, 1991 (SoCon); Sam Roberts, 3 games, 2010 (Big South) Triples- 2, Franco Martin, 3 games, 1995 (SoCon) Home Runs- 3, John Parrott & Richard Stone, 4 games, 1987 (SoCon) Total Bases- 18, Richard Stone, 4 games, 1987 (SoCon) Stolen Bases- 5, David Groseclose, 4 games, 1994 (SoCon) <u>Pitching</u> Innings Pitched- 16.0, John Payne, 1993 (SoCon) Wins- 1, Several Times, Most Recent John Garrett, 2010 (Big South) Games Started- 2, Mike Doczi, 1991 (SoCon) & John Payne, 1993 (SoCon) Saves- 1, Marc Phillips, 1994 (SoCon) Relief Appearances- 3, Billy Goodrich, 1993 (SoCon) & Marc Phillips, 1994 (SoCon) Strikeouts- 9, Jay Adams, 1995 (SoCon) & W.G. Smith, 1996 (SoCon) & Phil Hendrix, 2003 (SoCon)	<u>Hitting</u> Hits- 54, 5 games, 1993 (SoCon) Runs- 37, 5 games, 1993 (SoCon) RBI- 31, 5 games, 1993 (SoCon) Walks- 20, 5 games, 1993 (SoCon) Doubles- 10, 4 games, 1987 (SoCon) Triples- 2, 3 games, 1995 (SoCon) & 4 games, 2003 (SoCon) Home Runs- 9, 4 games, 1987 (SoCon) Total Bases- 87, 4 games, 1987 (SoCon) Stolen Bases- 8, 5 games, 1993 (SoCon) <u>Pitching</u> Wins- 3, 1993 (SoCon) Saves- 1, 1994 (SoCon) Strikeouts- 30, 4 games, 2003 (SoCon) Complete Games- 2, 1996 (SoCon) & 2003 (SoCon)

Career-Postseason Records

<u>Hitting</u> Hits- 25, David Groseclose, 1992-95 Runs- 19, David Groseclose, 1992-95 RBI- 13, Ryan Glynn, 1993-95 Walks- 11, David Groseclose, 1992-95 Doubles- 6, Warren Williams, 1990-93 and Sam Roberts, 2008-11 Triples- 2, Franco Martin, 1994-97 Home Runs- 5, John Parrott, 1987, 1989 Total Bases- 29, David Groseclose, 1992-95 Stolen Bases- 9, David Groseclose, 1992-95 At Bats- 61, Louie Napoleon, 1993-96 Games Played- 16, Louie Napoleon, 1993-96	<u>Pitching</u> Innings Pitched- 32.1, John Payne, 1991-94 Wins- 2, John Payne, 1991-94 Games Started- 4, John Payne, 1991-94 Complete Games- 2, John Payne, 1991-94 Saves- 1, Marc Phillips, 1994 (SoCon) Appearances- 9, Billy Goodrich, 1992-95 Relief Appearances- 9, Billy Goodrich, 1992-95 Strikeouts- 16, Trey Barham, 2005-08
--	---

Year-By-Year & Coaching Records

Year	Coach	Overall	Conference
1950	Frank Summers	4-14	2-7
1951	Frank Summers	1-20	0-12
1952	Vince Ragunas	1-13	1-8
1953	Chuck Noe	7-7	4-4
1954	Chuck Noe	12-6	6-4
1955	Chuck Noe	12-8	6-7
1956	Jack Null	12-10	7-7
1957	Jack Null	8-13	4-6
1958	Jack Null	4-12	2-8
1959	Weenie Miller	5-11	5-10
1960	Weenie Miller	6-8	5-8
1961	Weenie Miller	7-7	6-6
1962	Charlie McGinnis	8-7	7-7
1963	Charlie McGinnis	14-11	7-7
1964	Charlie McGinnis	11-12-1	5-9
1965	Charlie McGinnis	15-9	8-6
1966	Fred Kelly	10-13	6-10
1967	Fred Kelly	9-11	7-9
1968	Chuck Roys	7-8	3-5
1969	Chuck Roys	10-12	8-7
1970	Tom Sawyer	6-13	4-9
1971	Tom Sawyer	5-24	1-15
1972	Phil Tucker	6-19	3-13
1973	Phil Tucker	3-14	0-11
1974	Donny White	6-14	5-9
1975	Jerry Roane	2-18	1-13
1976	Jerry Roane	6-23	2-12
1977	Vern Beitzel	5-19	2-12
1978	Vern Beitzel	2-27	0-14
1979	Vern Beitzel	6-25	0-15
1980	Vern Beitzel	4-22	0-12
1981	Jim Rowsey	3-37	0-16
1982	Donny White	11-29	6-10
1983	Donny White	11-25	5-9
1984	Donny White	16-18	6-7
1985	Donny White	16-24	8-10
1986	Donny White	15-25	7-11
1987	Donny White	16-16-1	8-4
1988	Paul Maini	20-20	11-7
1989	Paul Maini	16-23	8-7
1990	Paul Maini	12-26	6-8
1991	Paul Maini	2-35-1	1-15
1992	Chris Finwood	11-39	4-15
1993	Chris Finwood	20-29	5-15
1994	Chris Finwood	21-29	10-13
1995	Scott Gines	19-28	10-14
1996	Scott Gines	17-29	7-16
1997	Scott Gines	13-35	6-13
1998	Scott Gines	14-35	7-17
1999	Scott Gines	22-27	13-16
2000	Scott Gines	19-30	11-19
2001	Tom Slater	15-32	8-19
2002	Tom Slater	10-41	1-27
2003	Tom Slater	25-27	16-14
2004	Marlin Ikenberry	23-32	4-20
2005	Marlin Ikenberry	27-28	11-13
2006	Marlin Ikenberry	30-25	9-15
2007	Marlin Ikenberry	34-21	10-11
2008	Marlin Ikenberry	29-26	14-7
2009	Marlin Ikenberry	18-35	10-15
2010	Marlin Ikenberry	33-22	13-14
2011	Marlin Ikenberry	27-24-1	14-13
2012	Marlin Ikenberry	16-36	7-17
2013	Marlin Ikenberry	20-35	6-18

Coaching Records

Coach (Years Coached)	Overall	Win %	Conf.	Win %
Frank Summers (50-51)	5-34	.128	2-19	.095
Vince Ragunas (52)	1-13	.071	1-8	.111
Chuck Noe (53-55)	31-21	.596	16-15	.516
Jack Null (56-58)	24-35	.407	13-21	.382
Weenie Miller (59-61)	18-26	.409	17-25	.405
Charlie McGinnis (62-65)	48-39-1	.551	26-28	.481
Fred Kelly (66-67)	19-24	.442	13-19	.406
Chuck Roys (68-69)	17-20	.459	11-12	.478
Tom Sawyer (70-71)	11-37	.229	5-24	.172
Phil Tucker (72-73)	9-33	.214	3-24	.111
Donny White (74,82-87)	91-151-1	.377	45-60	.429
Jerry Roane (75-76)	8-41	.163	3-25	.107
Vern Beitzel (77-80)	17-93	.155	2-53	.036
Jim Rowsey (81)	3-37	.075	0-16	.000
Paul Maini (88-91)	50-104-1	.326	26-37	.413
Chris Finwood (92-94)	52-97	.349	19-43	.306
Scott Gines (95-00)	104-184	.361	54-95	.362
Tom Slater (01-03)	50-100	.333	25-60	.294
Marlin Ikenberry (04-13)	257-284-1	.474	98-143	.407

VMI Coaching Leaderboard

By Wins	By Win Percentage	By Seasons
1. Marlin Ikenberry 257	1. Charlie McGinnis .551	1. Marlin Ikenberry 10
2. Scott Gines 104	2. Marlin Ikenberry .474	2. Donny White 7
3. Donny White 91	3. Donny White .377	3. Scott Gines 6
4. Chris Finwood 52	4. Scott Gines .361	4. Charlie McGinnis 5
5. Charlie McGinnis 48	5. Chris Finwood .349	5. Two Tied With 4



The top winning percentage among Keydet skippers was Charlie McGinnis (right), shown here with Gil Minor (center) and Tom Snyder (left) in 1963 at what is currently Brewbaker Field in Lexington.

Single-Game Records

Team Hitting

At bats	64, at Liberty (4/19/08)
Runs	28, at Coppin State (4/2/02)
Hits	25, vs. Gardner-Webb (4/10/09)
RBI's	24, at Coppin State (4/2/02) & vs. Mount St. Mary's (3/5/99)
Doubles	9, vs. East Tennessee State (5/5/01)
Triples	4, vs. UMES (2/25/13)
Home Runs	7, vs. Gardner-Webb (4/10/09)
Walks	13, at Troy State (2/15/98) & vs. Juniata (3/10/95)
Hit By Pitch	9, at Liberty (4/1/06)
Strikeouts	18, at Liberty (4/19/08)
Stolen Bases	12, vs. Juniata (3/10/95)
Caught Stealing	4, vs. La Salle (3/11/10)
Steal Attempts	13, vs. Juniata (3/10/95)

Individual Hitting

At bats	8, Four Times (Most Recent by Sam Roberts, Mike Roberts & Brian Sandridge at Liberty, 5/19/08)
Runs	5, Several Times (Most Recent by A.J. Yoder, vs. Gardner-Webb, 4/10/09)
Hits	6, Bobby Ross, 1950 & Warren Williams, 1992 & Sam Roberts vs. UMES, 5/9/08
RBI's	7, Several (Most Recent by Robert Crumpler, vs. Fairfield; 3/7/05)
Doubles	3, Eight Times (Most Recent by Sheldon Shifflett, vs. UMES, 2/24/13)
Triples	2, Ed Pearson, at Davidson (4/15/98) & A.J. Yoder, vs. Savannah St. (3/31/07)
Home Runs	3, Nate Shepperson, vs. App. St. (3/30/96) & Burt Saunders, vs. Virginia Tech (4/7/82)
Walks	4, Several (Most Recent by Sam Roberts, at Charleston Southern, 4/17/11)
Hit By Pitch	3, Robert Crumpler, at Liberty (4/1/06) & B.T. Good, vs. Hartford (3/11/06)
Strikeouts	4, Several (Most Recent by T. Stallings, at James Madison (3/12/13) and VV. Connerley at Virginia (4/3/13))
Sacrifice Hits	3, Twice (Most Recent by Chase Worthington, at Radford, 4/8/11)
Stolen Bases	5; Shane Geisslinger, vs. Richmond (4/12/06)
Steal Attempts	5; Shane Geisslinger, vs. Richmond (4/12/06)

Team Pitching

Innings Pitched	16.0, vs. Radford (4/7/08) & at Liberty (4/19/08)
Hits allowed	27, vs. Akron (3/7/97)
Runs allowed	25, vs. Furman (3/18/00) & at West. Carolina (3/28/98)
Earned runs allowed	21, UNC Greensboro (3/25/00)
Walks allowed	16, at Western Carolina (3/28/98)
Strikeouts	16, Maryland Eastern Shore (3/5/10)
Home runs allowed	7, at Troy State (2/15/98)
Wild pitches	8, Georgia Southern (4/10/99) & Old Dominion (3/12/97)

Individual Pitching

Innings Pitched	11.0, Percy Sensabaugh, vs. The Citadel, 1964 & Vern Beitzel at The Citadel, 1972
Aluminum Bat Era	9.1, Chris Henderson, at Radford (4/18/09)
Hits allowed	17, Danny Hughes, at Georgia Southern (3/2/96)
Runs allowed	15, Josh Spradlin, vs. Bucknell (2/21/98)
Earned runs allowed	14, Grayson Craun, at Auburn (4/8/97)
Walks allowed	9, Matt Poulos, vs. Furman (3/19/00) & Billy Goodrich, Appalachian State (4/8/95)
Strikeouts	
Extra Innings	21, Percy Sensabaugh, vs. The Citadel, 1964 (11 innings)
Nine Inning Game	20, Percy Sensabaugh, vs. West Virginia (4/11/64)
Aluminum Bat Era	15, Grayson Craun, vs. Appalachian State (4/11/98)
Home Runs allowed	5, Wes Barrow, Western Carolina (4/24/99)
Wild pitches	5, Phil Nawrocki, vs. Old Dominion (3/12/97)

Team Fielding


Putouts	48, vs. Radford (4/7/08) & at Liberty (4/19/08)
Assists	27, at Liberty (4/19/08)
Errors	9; at App. St. (3/27/99) & vs. East Tenn. St. (5/5/01)
Stolen bases against	9, at UNC Greensboro (3/9/01)
Caught stealing by	3; vs. Radford (4/15/06); vs. Lafayette (2/25/06); vs. Coastal Carolina (4/23/10)

Individual Defensive


Putouts	23, Jon Wade, Norfolk State (3/7/04)
Assists	10, Shane Geisslinger, at Liberty (4/19/08) & Graham Sullivan, vs. Rider (3/6/09)
Errors	4, Eric Walker, at Western Carolina (2/28/98)



Nate Shepperson (#9) hit three home runs against Appalachian State on March 30, 1996, tying a school record.



Sam Roberts tied one of the program's oldest records with six hits in a game in 2008.



Shane Geisslinger had a school-record 10 assists in VMI's 16-inning win over Liberty in 2008.

Single-Season Hitting Records

BATTING AVERAGE

1. Greg Weddle	.446, 1986
2. Phil Hubbard	.424, 1982
3. Phil Hubbard	.416, 1980
4. Rod Brewer	.408, 1973
5. Bobby Ross	.400, 1956
6. Rob Dickinson	.399, 2013
Chris Finwood	.399, 1988
8. Russell Puckett	.398, 1976
9. Marshall Simpson	.393, 1990
10. Chris Catanzaro	.392, 2000



Phil Hubbard owns two of the top three single-season batting average marks in VMI history.

SLUGGING PERCENTAGE

1. Greg Weddle	.865, 1986
2. Greg Weddle	.720, 1985
3. Nate Shepperson	.711, 1996
4. Andy Beasley	.709, 1990
5. Ben Walker	.685, 1985
6. Ryan Glynn	.657, 1995
7. Robert Crumpler	.655, 2007
8. Scott Snow	.651, 1977
9. Mike Lamore	.651, 1985
10. Scott Thompson	.641, 1999



In 1986, Greg Weddle posted a season for the ages, hitting .446, slugging .865, and driving in 62 runs, all of which stand as VMI single-season records.

ON-BASE PERCENTAGE

1. Mike Lamore	.518, 1985
2. Greg Weddle	.509, 1986
3. Kelly Sweppenhiser	.494, 2005
4. Kevin Thrift	.488, 1975
5. Chris Finwood	.481, 1988
6. Kelly Sweppenhiser	.479, 2006
7. Chris Catanzaro	.476, 2000
8. Ben Walker	.474, 1985
9. Ben Bradford	.471, 1999
10. Phil Hubbard	.468, 1982

HITS

1. Cory Spangenberg	87, 2010
2. Graham Sullivan	81, 2010
3. A.J. Yoder	80, 2009
4. Rob Dickinson	79, 2013
5. Chris Catanzaro	76, 2000
6. Kelly Sweppenhiser	74, 2005
Tanner Biagini	74, 2008
Jordan Ballard	74, 2009
9. Graham Sullivan	73, 2011
10. Kelly Sweppenhiser	72, 2006

DOUBLES

1. Chris Catanzaro	25, 2000
2. Robert Crumpler	22, 2007
3. Clint Reed	21, 2006
4. Graham Sullivan	19, 2010
5. Louie Napoleon	18, 1996
Jason Annis	18, 2002
Kelly Sweppenhiser	18, 2005
8. Chris Catanzaro	17, 2001
Jordan Ballard	17, 2009
10. Seven Tied	16

TRIPLES

1. Louie Napoleon	7, 1994
2. Matt Smith	5, 2004
3. Jacob Morley	4, 2012
Louie Napoleon	4, 1993

Ryan Glynn	4, 1995
Ed Pearson	4, 1998
Stephen Johnson	4, 2000
Elliott Erbe	4, 2005
A.J. Yoder	4, 2007
Nick Dwyer	4, 2013

HOME RUNS

1. Jordan Ballard	18, 2010
2. Greg Weddle	16, 1985
3. Greg Weddle	14, 1986
Ryan Glynn	14, 1995
Nate Shepperson	14, 1996
Robert Crumpler	14, 2007
7. Bert Saunders	13, 1985
Andy Beasley	13, 1990
9. Gary Sibayan	12, 1988
John Parrott	12, 1989
Scott Thompson	12, 1997
Kelly Sweppenhiser	12, 2005
Jordan Ballard	12, 2008

RUNS BATTED IN

1. Greg Weddle	62, 1986
2. Ryan Glynn	58, 1995
Jordan Ballard	58, 2010
4. Scott Thompson	55, 1999
Graham Sullivan	55, 2010
6. Robert Crumpler	52, 2007
Sam Roberts	52, 2010
8. Elliott Erbe	49, 2004
Cory Spangenberg	49, 2010
10. Jordan Ballard	48, 2009

TOTAL BASES

1. Cory Spangenberg	140, 2010
2. Jordan Ballard	134, 2010
Graham Sullivan	134, 2010
4. Robert Crumpler	129, 2007
5. Greg Weddle	128, 1986
Kelly Sweppenhiser	128, 2005
7. Jordan Ballard	124, 2009
8. Chris Catanzaro	123, 2000
9. Nate Shepperson	118, 1996
Sam Roberts	118, 2010
Jacob Morley	118, 2012
Rob Dickinson	118, 2013

RUNS SCORED

1. Cory Spangenberg	62, 2010
2. Kelly Sweppenhiser	58, 2006
3. Chris Catanzaro	56, 2000
Stephen Johnson	56, 2000
Chad Rice	56, 2006
Sam Roberts	56, 2010
7. Robert Crumpler	55, 2007
8. Gary Sibayan	53, 1988
Sam Roberts	53, 2009
10. David Groseclose	51, 1995
Kelly Sweppenhiser	51, 2005



Matt Smith had the second-most triples in a season in 2004.

WALKS

1. Jordan Tarsovich	48, 2013
2. Franco Martin	44, 1994
3. Sam Roberts	43, 2010
4. Scott Thompson	41, 1997
5. Kelly Sweppenhiser	40, 2005
6. Ryan Colvin	38, 2000
Sam Roberts	38, 2009
8. Mike Lamore	37, 1985
9. Franco Martin	36, 1997
Kelly Sweppenhiser	36, 2006

STOLEN BASES

1. David Groseclose	33, 1995
2. David Groseclose	31, 1994
3. Gary Sibayan	29, 1986
4. Gary Sibayan	27, 1988
5. Donny White	26, 1963
6. Gary Sibayan	24, 1987
Cory Spangenberg	24, 2010
8. Brandon Angus	22, 2013
9. B.T. Good	21, 2006
David Groseclose	21, 1993

HIT BY PITCH

1. B.T. Good	23, 2006
2. A.J. Yoder	20, 2007
3. Robert Crumpler	18, 2006
Kelly Sweppenhiser	18, 2006
Robert Crumpler	18, 2007
6. B.T. Good	17, 2005
7. Chad Rice	14, 2007
Alex Haisuka	14, 2009
Matt Winn	14, 2013
10. Andy Barden	13, 2003
Kelly Sweppenhiser	13, 2005

AT BATS

1. Cory Spangenberg	235, 2010
2. A.J. Yoder	229, 2009
3. Sam Roberts	227, 2010
4. Tanner Biagini	224, 2009
5. Matt Smith	223, 2005
6. Chad Rice	219, 2007
7. Tanner Biagini	216, 2008
8. Jordan Ballard	214, 2010
9. Clint Reed	211, 2006
Chad Rice	211, 2006
Sam Roberts	211, 2010

GAMES PLAYED

1. 18 Players With	55
--------------------	----

* Batting records with 2.2 AB/G minimum



Single-Season Pitching & Fielding Records



In 1964, Percy Sensabaugh posted the greatest season on the mound in VMI baseball history.

EARNED RUN AVERAGE

1. Percy Sensabaugh	0.67, 1964
2. Steve Otwell	0.89, 1970
3. Percy Sensabaugh	1.04, 1965
4. Wilber Smith	1.53, 1970
5. Jeff Gausepohl	1.67, 1965
6. Bryan Augsburger	1.87, 1983
7. John Pate	1.91, 1971
8. John Taylor	2.02, 1965
9. Dave Reid	2.05, 1968
10. Billy Goodrich	2.05, 1995

WINS

1. Ian Ostlund	11, 2000
2. Trey Barham	9, 2007
3. Travis Smink	8, 2009
4. Phil Hendrix	7, 2003
Trey Barham	7, 2006
Travis Smink	7, 2006
7. Bryan Augsburger	6, 1983
Duke Acors	6, 2003
Jeff DeMara	6, 2005
Jimmy Thoms	6, 2005
Michael Bowman	6, 2007
Chris Henderson	6, 2007
Sam Roberts	6, 2010
John Garrett	6, 2010

INNINGS PITCHED

1. Michael Bowman	99.0, 2007
2. Phil Hendrix	97.2, 2003
3. Trey Barham	96.0, 2008
4. Trey Barham	94.1, 2006
5. John Payne	93.0, 1993
6. J.J. Hollenbeck	91.2, 2005
Michael Bowman	91.2, 2008
8. Chris Henderson	90.2, 2009
9. Duke Acors	90.0, 2004
10. Danny Hughes	89.1, 1996

SAVES

1. Kevin Crum	14, 2007
2. Ian Ostlund	7, 1999
Corey Bachman	7, 2007
Travis Smink	7, 2008
Michael Devine	7, 2010
6. John Garrett	6, 2012
Merlin Ikenberry	6, 1993
Phil Hendrix	6, 2001

Jeff DeMara	6, 2003
Jeff DeMara	6, 2005

STRIKEOUTS

1. Michael Bowman	110, 2007
2. Percy Sensabaugh	106, 1964
3. Trey Barham	98, 2006
4. Adam Lopez	89, 2010
5. Ryan Glynn	86, 1995
Trey Barham	86, 2008
7. Michael Bowman	82, 2008
8. Trey Barham	79, 2007
9. Phil Hendrix	77, 2003
10. Chris Henderson	76, 2009

STRIKEOUTS PER 9 INNINGS


1. Percy Sensabaugh	14.17, 1964
2. George Armbruster	12.60, 1988
3. Adam Lopez	11.13, 2010
4. Ian Ostlund	10.80, 1998
5. Travis Thomas	10.18, 2011
6. Josh Spradlin	10.17, 1998
7. Michael Bowman	10.00, 2007
8. Jerry Fresia	9.82, 1969
9. Wilber Smith	9.77, 1970
10. Jerry Fresia	9.51, 1968

WALKS ISSUED PER 9 INNINGS


1. Alan Watts	0.81, 2011
2. Chris Henderson	1.11, 2008
3. Ian Ostlund	1.21, 2000
4. Jason Farley	1.37, 2011
T.J. Lighton	1.37, 2013
6. John Garrett	1.66, 2012
7. Chris Henderson	1.69, 2009
8. Chris Henderson	1.74, 2007
9. Jimmy Thoms	1.81, 2005
10. Richard Sparks	1.82, 1988

GAMES STARTED

1. Duke Acors	17, 2004
2. Josh Owens	16, 2001
Trey Barham	16, 2006
Michael Bowman	16, 2007
5. Wes Barrow	15, 1999
Chris Riley	15, 1999
Duke Acors	15, 2002
Phil Hendrix	15, 2003



Merlin Ikenberry saved six games and made 27 appearances in 1993.



Bryan Augsburger ranks in the top ten in single-season wins, ERA and complete games.

Duke Acors	15, 2005
Trey Barham	15, 2007

COMPLETE GAMES

1. Mike Vela	8, 1979
Mark Airaghi	8, 1982
3. Glenn Ferguson	7, 1986
W.G. Smith	7, 1996
5. John Pate	6, 1972
Mark Airaghi	6, 1980
Mark Airaghi	6, 1981
Bryan Augsburger	6, 1984
Barry Johnson	6, 1990
10. Several Tied With	5

APPEARANCES

1. Jeff DeMara	33, 2005
2. Phil Hendrix	29, 2001
Jeff DeMara	29, 2004
Corey Bachman	29, 2007
Andrew Montague	29, 2013
6. Travis Thomas	28, 2011
7. Merlin Ikenberry	27, 1993
8. Alan Watts	26, 2011
Michael Devine	26, 2012
John Garrett	26, 2013

FIELDING PERCENTAGE

1. Matt Winn	.994, 2012
2. Billy Terry	.993, 1993
3. Nate Shepperson	.993, 1994
4. Chris Catanzaro	.992, 2000
5. Robert Crumpler	.992, 2006
6. Jon Wade	.992, 2003
7. Chris Catanzaro	.990, 1999
8. Kevin Thrift	.989, 1976
9. Matt Griffin	.989, 1979
10. Robert Crumpler	.989, 2007

TOTAL CHANCES

1. Robert Crumpler	542, 2005
2. Robert Crumpler	535, 2007
3. Jordan Ballard	521, 2010
4. Jordan Ballard	500, 2008
5. Jordan Ballard	498, 2009
6. Robert Crumpler	495, 2006
7. Jon Wade	475, 2003
8. Michael Roberts	446, 2007
9. Billy Terry	432, 1993
10. Chris Catanzaro	429, 2001

PUTOUTS

1. Robert Crumpler	506, 2005
2. Robert Crumpler	492, 2007
3. Jordan Ballard	489, 2010
4. Jordan Ballard	472, 2008
5. Robert Crumpler	459, 2006
6. Jordan Ballard	456, 2009
7. Jon Wade	449, 2003
8. Billy Terry	403, 1993
9. Mike Roberts	401, 2007
10. Nate Shepperson	388, 1996

ASSISTS


1. Chad Rice	186, 2006
2. Chad Rice	184, 2007
3. Shane Geisslinger	179, 2008
4. Matt Smith	163, 2004
5. Matt Smith	159, 2005
6. David Groseclose	154, 1992
7. David Groseclose	149, 1993
8. A.J. Yoder	148, 2009
9. Matt Smith	145, 2003
10. Chris Cofer	142, 1996
Jason Annis	142, 2001
Shane Geisslinger	142, 2006

DOUBLE PLAYS

1. Robert Crumpler	52, 2005
2. Chris Cofer	47, 1996
3. Nate Shepperson	45, 1996
4. Robert Crumpler	40, 2006
5. Robert Crumpler	39, 2007
6. Matt Smith	37, 2005
7. Chris Catanzaro	36, 1999
Chad Rice	36, 2006
Jordan Ballard	36, 2009
10. Brian Adams	35, 1992

* Pitching records with 1.0 IP/G minimum

* Fielding records with 300 total chances minimum



Robert Crumpler tops three of the five single-season fielding categories.

Single-Season Team Records

BATTING AVERAGE

1.	.325	2010
2.	.315	1999
3.	.307	2000
4.	.301	1987
5.	.300	2011
6.	.296	1988
7.	.295	2009
8.	.294	2006
9.	.294	1963
10.	.294	1986

SLUGGING PERCENTAGE

1.	.529	2010
2.	.491	1985
3.	.481	1988
4.	.475	1999
5.	.470	2000
6.	.465	1987
7.	.450	1989
8.	.450	1983
9.	.444	2009
10.	.444	1986

ON-BASE PERCENTAGE

1.	.400	2000
2.	.397	1999
3.	.394	2006
4.	.387	1987
5.	.385	1985
6.	.384	2010
7.	.379	1988
8.	.379	2005
9.	.375	1998
10.	.373	1989

HITS

1.	629	2010
2.	557	2008
3.	556	2009
4.	549	2006
5.	541	2005
6.	528	2011
7.	523	2013
8.	505	2004
9.	504	2000
10.	499	2007

DOUBLES

1.	133	2010
2.	112	2000
	112	2007
4.	106	1998
5.	105	2006
6.	103	2009
	103	2013
8.	97	1999
	97	2002
10.	96	2004
	96	2008

TRIPLES

1.	19	2013
2.	17	2000
3.	16	1994
4.	14	1993
	14	2007
	14	2012
7.	13	1992
	13	1995
	13	2010
10.	12	1983
	12	1985

HOME RUNS

1.	78	2010
2.	56	1985
3.	55	2009
4.	50	1988
5.	48	1997
6.	45	1999
	45	2008
8.	44	1989
9.	41	2000
10.	39	2005

RUNS BATTED IN

1.	390	2010
2.	324	2006
3.	315	1999
4.	311	2005
5.	310	2000
6.	302	2009
7.	293	2007
8.	283	2008
9.	278	2004
10.	261	2011

TOTAL BASES

1.	1022	2010
2.	838	2009
3.	804	2008
4.	773	2000
5.	766	2005
6.	753	2007
7.	747	1999
8.	742	2006
9.	732	2011
10.	731	2004

RUNS SCORED

1.	414	2010
2.	376	2006
3.	352	2000
4.	343	2005
5.	341	1999
6.	331	2009
7.	330	2004
8.	325	2007
9.	319	2008
10.	304	1998

WALKS

1.	231	2000
2.	223	2013
3.	214	2005
4.	210	2006
5.	204	1997
6.	195	2004
7.	192	1985
8.	191	2008
9.	186	1998
10.	181	1995
	181	1999

STOLEN BASES

1.	98	1995
2.	92	1992
3.	86	2006
4.	84	1994
	84	2013
6.	80	2005
7.	77	2004
8.	74	2010
9.	69	1993
10.	64	1963

HIT BY PITCH

1.	119	2006
2.	98	2007
3.	71	2005
4.	68	2004
5.	61	2003
6.	60	2008
7.	58	1997
	58	2012
9.	56	2013
10.	51	1999

AT BATS

1.	1933	2010
2.	1926	2008
3.	1887	2009
4.	1875	2013
5.	1868	2006
6.	1865	2005
7.	1862	2004
8.	1821	2007
9.	1761	2011
10.	1708	2012

GAMES PLAYED

1.	55	2004
	55	2005
	55	2006
	55	2007
	55	2008
	55	2010
	55	2013
8.	53	2009
9.	52	2003
	52	2011
	52	2012

EARNED RUN AVG.

1.	1.96	1965
2.	2.31	1966
3.	2.31	1970
4.	2.83	1961
5.	2.98	1969
6.	3.02	1962
7.	3.38	1963
8.	3.42	1964
9.	3.54	1967
10.	3.72	1968

EARNED RUN AVG. (ALUMINUM BAT ERA)

1.	3.83	1974
2.	3.94	2007
3.	4.13	2008
4.	4.51	2013
5.	4.61	2011
6.	4.80	2006
7.	4.94	1993
8.	4.98	2005
9.	5.14	2003
10.	5.30	1995

WINS

1.	34	2007
2.	33	2010
3.	30	2006
4.	29	2008
5.	27	2005
	27	2011
7.	24	2003
8.	23	2004
9.	22	1999
10.	21	1994

INNINGS PITCHED

1.	499.1	2008
2.	487.1	2013
3.	482.0	2006
4.	480.2	2010
5.	477.1	2005
6.	476.1	2004
7.	475.1	2007
8.	462.2	2009
9.	454.2	2012
10.	451.1	2011

SAVES

1.	22	2007
2.	15	2011
3.	12	1993
	12	2006
5.	11	2008
	11	2010
7.	10	2012
8.	8	1999
	8	2003
	8	2005

STRIKEOUTS

1.	441	2008
	441	2010
3.	419	2007
4.	377	2011
5.	376	2012
6.	371	2009
7.	356	1998
8.	348	2003
9.	337	2013
10.	335	2004

STRIKEOUTS PER 99 INNINGS

1.	8.48	1998
2.	8.42	1967
3.	8.26	2010
4.	8.25	1964
5.	7.95	2008
6.	7.93	2007
7.	7.68	1968
8.	7.52	2011
9.	7.44	2012
10.	7.32	1995

WALKS ISSUED PER 9 INNINGS

1.	2.54	2008
2.	2.75	2007
3.	2.81	1977
4.	2.83	2011
5.	3.22	1976
6.	3.28	1958
7.	3.31	2012
8.	3.42	2002
9.	3.46	2010
10.	3.48	2003

COMPLETE GAMES

1.	20	1971
2.	18	1981
3.	17	1979
	17	1982
	17	1986
6.	16	1978
7.	14	1972
	14	1996
9.	13	1983
10.	11	Five Times

SHUTOUTS

1.	5	2007
2.	4	2002
	4	2011
4.	3	1983
	3	1984
	3	2005
	3	2013
8.	2	Seven Times

FIELDING PERCENTAGE

1.	.973	1993
2.	.970	2007
3.	.965	2011
4.	.963	2010
5.	.963	2005
6.	.963	2006
7.	.960	2012
8.	.959	2004
9.	.957	2008
	.957	2013

TOTAL CHANCES

1.	2195	2008
2.	2160	2006
3.	2159	2005
4.	2128	2013
5.	2101	2007
6.	2097	2010
7.	2081	2009
8.	1998	2004
9.	1961	2012
10.	1955	2011

PUTOUTS

1.	1498	2008
2.	1462	2013
3.	1446	2006
4.	1442	2010
5.	1432	2005
6.	1426	2007
7.	1408	2004
8.	1387	2009
9.	1364	2012
10.	1354	2011

ASSISTS

1.	647	2005
2.	633	2006
3.	611	2007
4.	602	2008
5.	597	2009
6.	578	2010
7.	574	2013
8.	560	1993
9.	558	1994
10.	553	1992

DOUBLE PLAYS TURNED

1.	58	2005
2.	54	1996
3.	47	2006
4.	43	1995
	43	1999
6.	42	2007
	42	2013
8.	41	1992
	41	2009
10.	40	2004
	40	2012



Career Hitting Records

BATTING AVERAGE

1. Chris Catanzaro	.356, 1998-01
2. Mike Lamore	.350, 1982-85
3. Phil Hubbard	.350, 1980-83
4. Kelly Sweppenhiser	.348, 2003-06
5. Sam Roberts	.341, 2008-11
6. Rob Dickinson	.334, 2010-13
7. Greg Weddle	.328, 1983-86
8. Rob Holmes	.326, 1981-84
9. Graham Sullivan	.326, 2008-11
10. Robert Crumpler	.324, 2004-07

SLUGGING PERCENTAGE

1. Greg Weddle	.633, 1983-86
2. Jordan Ballard	.569, 2007-10
3. Chris Catanzaro	.567, 1998-01
4. Andy Beasley	.565, 1987-90
5. Ben Walker	.554, 1983-85,87
6. Robert Crumpler	.554, 2004-07
7. Michael Goldman	.547, 1997-00
8. Bert Saunders	.545, 1982-85
9. Kelly Sweppenhiser	.544, 2003-06
10. Ryan Glynn	.543, 1993-95

ON-BASE PERCENTAGE

1. Kelly Sweppenhiser	.457, 2003-06
2. Mike Lamore	.446, 1982-85
3. Sam Roberts	.441, 2008-11
4. Chris Catanzaro	.439, 1998-01
5. Michael Goldman	.431, 1997-00
6. Robert Crumpler	.427, 2004-07
7. Franco Martin	.423, 1994-97
8. Andy Beasley	.421, 1987-90
9. Ben Walker	.412, 1983-85,87
10. Phil Hubbard	.404, 1980-83

HITS

1. Sam Roberts	272, 2008-11
2. Kelly Sweppenhiser	263, 2003-06
3. Chris Catanzaro	258, 1998-01
4. Rob Dickinson	240, 2010-13
5. A.J. Yoder	221, 2006-09
6. Louie Napoleon	218, 1993-96
Matt Smith	218, 2002-05
8. Jacob Morley	212, 2009-12
9. Jordan Ballard	208, 2007-10
Graham Sullivan	208, 2008-11



Kelly Sweppenhiser ranks in the program's top five in 12 different offensive categories.

DOUBLES

1. Chris Catanzaro	72, 1998-01
2. Sam Roberts	54, 2008-11
3. Jason Annis	50, 2000-03
4. Kelly Sweppenhiser	49, 2003-06
5. Louie Napoleon	47, 1993-96
Robert Crumpler	47, 2004-07
Graham Sullivan	47, 2008-11
Rob Dickinson	47, 2010-13
9. Jordan Ballard	43, 2007-10
10. Scott Thompkins	42, 1996-99
Jacoby Fields	42, 2004-07

TRIPLES

1. Louie Napoleon	14, 1993-96
2. A.J. Yoder	10, 2006-09
3. Ryan Glynn	9, 1993-95
4. Jacob Morley	8, 2009-12
Ed Pearson	8, 1997-00
Elliott Erbe	8, 2002-05
7. Terry Batts	7, 1989-92
David Groseclose	7, 1992-95
Stephen Johnson	7, 1999-00
Rob Dickinson	7, 2010-13

HOME RUNS

1. Jordan Ballard	41, 2007-10
2. Greg Weddle	37, 1983-86
3. John Parrott	34, 1985-87,89
4. Scott Thompkins	32, 1996-99
5. Andy Beasley	31, 1987-90
Ryan Glynn	31, 1993-95
Kelly Sweppenhiser	31, 2003-06
8. Bert Saunders	30, 1982-85
Robert Crumpler	30, 2004-07
10. Elliott Erbe	26, 2002-05

RUNS BATTED IN

1. Chris Catanzaro	155, 1998-01
2. Sam Roberts	149, 2008-11
Scott Thompkins	149, 1996-99
Kelly Sweppenhiser	149, 2003-06
5. Jordan Ballard	148, 2007-10
6. Greg Weddle	146, 1983-86
7. Elliott Erbe	137, 2002-05
8. Robert Crumpler	136, 2004-07
9. Franco Martin	135, 1994-97
10. Ryan Glynn	126, 1993-95
Rob Dickinson	126, 2010-13

TOTAL BASES

1. Chris Catanzaro	411, 1998-01
Kelly Sweppenhiser	411, 2003-06
3. Sam Roberts	396, 2008-11
4. Jordan Ballard	374, 2007-10
5. Rob Dickinson	364, 2010-13
6. Robert Crumpler	335, 2004-07
7. Scott Thompkins	331, 1996-99
Elliott Erbe	331, 2002-05
9. Jacob Morley	328, 2009-12
10. Louie Napoleon	326, 1993-96

RUNS SCORED

1. Sam Roberts	185, 2008-11
2. Kelly Sweppenhiser	172, 2003-06
3. Chris Catanzaro	171, 1998-01


4. Gary Sibayan	166, 1986-89
5. David Groseclose	154, 1992-95
6. Scott Thompkins	149, 1996-99
7. Chris Finwood	136, 1985-88
8. Robert Crumpler	134, 2004-07
9. Jordan Ballard	133, 2007-10
10. A.J. Yoder	131, 2006-09

WALKS

1. Sam Roberts	143, 2008-11
2. Franco Martin	137, 1994-97
3. Kelly Sweppenhiser	122, 2003-06
4. Chris Finwood	96, 1985-88
5. Matt Smith	95, 2002-05
6. Chris Catanzaro	93, 1998-01
7. Andy Beasley	92, 1987-90
8. Scott Thompkins	90, 1996-99
9. Ryan Colvin	87, 1998-01
10. David Groseclose	86, 1992-95

STOLEN BASES

1. David Groseclose	100, 1992-95
2. Gary Sibayan	92, 1986-89
3. B.T. Good	56, 2003-06
Donny White	56, 1963-65
5. Louie Napoleon	51, 1993-96
6. Shane Geisslinger	47, 2005-08
7. Ben Walker	42, 1983-85,87
8. Sam Roberts	41, 2008-11



Donny White stole 56 bases in his three years playing for the Keydets, tied for the third-most all-time.

9. Matt Smith	38, 2002-05
10. Ed Pearson	35, 1997-00
Terry Batts	35, 1989-92

HIT BY PITCH

1. B.T. Good	54, 2003-06
2. A.J. Yoder	46, 2006-09
3. Robert Crumpler	45, 2004-07
4. Kelly Sweppenhiser	41, 2003-06
5. Jacoby Fields	38, 2004-07
6. Chad Rice	35, 2004-07
7. Andy Barden	33, 2000-03
8. Shane Geisslinger	30, 2005-08
9. Alex Haitsuka	28, 2008-11
10. Michael Goldman	25, 1997-00
Jordan Ballard	25, 2007-10

AT BATS

1. Sam Roberts	797, 2008-11
2. Kelly Sweppenhiser	756, 2003-06
3. Matt Smith	753, 2002-05
4. Louie Napoleon	739, 1993-96
5. A.J. Yoder	736, 2006-09




Chris Catanzaro tops VMI's career batting average, doubles, RBI and total bases charts.

6. David Groseclose	725, 1992-95
Chris Catanzaro	725, 1998-01
8. Jacob Morley	721, 2009-12
9. Rob Dickinson	719, 2010-13
10. Elliott Erbe	707, 2002-05

GAMES PLAYED

1. Sam Roberts	210, 2008-11
Rob Dickinson	210, 2010-13
3. Elliott Erbe	208, 2002-05
4. Matt Smith	207, 2002-05
5. Kelly Sweppenhiser	203, 2003-06
Jacob Morley	203, 2009-12
7. A.J. Yoder	201, 2006-09
8. David Groseclose	195, 1992-95
Jacoby Fields	195, 2004-07
10. Louie Napoleon	191, 1993-96

* Minimum 400 at bats for averages



David Groseclose holds both the single-season and career records for stolen bases.

Career Pitching & Fielding Records



Trey Barham holds the career records for wins and strikeouts.

EARNED RUN AVERAGE

1. John Pate	2.95, 1971-73
2. Michael Bowman	3.32, 2006-08
3. Vern Beitzel	3.45, 1969-72
4. Trey Barham	3.73, 2005-08
5. John Garrett	3.80, 2010-13
6. Bryan Augsburger	3.91, 1982-85
7. Jeff DeMara	3.93, 2002-05
8. Chris Henderson	4.04, 2006-09
9. Travis Smink	4.33, 2006-09
10. Jeremy Brown	4.77, 2009-13

WINS

1. Trey Barham	22, 2005-08
2. Travis Smink	17, 2006-09
3. Ian Ostlund	16, 1998-00
Chris Henderson	16, 2006-09
5. John Garrett	15, 2010-13
6. Michael Bowman	14, 2006-08
7. Bryan Augsburger	13, 1982-85
Mike Doczi	13, 1987-89, 91
Phil Hendrix	13, 2000-03
Josh Owens	13, 2001-05
Duke Acors	13, 2002-05

INNINGS PITCHED

1. Duke Acors	319.0, 2002-05
2. Trey Barham	308.2, 2005-08
3. Phil Hendrix	306.2, 2000-03
4. J.J. Hollenbeck	272.2, 2003-06
5. John Payne	259.2, 1991-94
6. Chris Henderson	258.2, 2006-09
7. Jimmy Thoms	257.0, 2002-05
8. Mark Airaghi	254.0, 1980-83
9. Todd Tilley	247.1, 1986-89
10. W.G. Smith	245.0, 1994-97

SAVES

1. Kevin Crum	16, 2006-Pres.
2. Michael Devine	15, 2009-Pres.
3. Jeff DeMara	13, 2002-05
4. Ian Ostlund	11, 1998-00
5. John Garrett	10, 2010-13
6. Merlin Ikenberry	9, 1992-95
Travis Smink	9, 2006-09
8. Corey Bachman	8, 2004-07
9. Phil Hendrix	7, 2000-03
Sam Roberts	7, 2008-11

STRIKEOUTS

1. Trey Barham	291, 2005-08
2. Duke Acors	245, 2002-05
3. Phil Hendrix	216, 2000-03
4. Chris Henderson	212, 2006-09
5. Michael Bowman	209, 2006-08
6. W.G. Smith	204, 1994-97
7. J.J. Hollenbeck	198, 2003-06
8. Jay Adams	193, 1994-95, 97-98
9. Bryan Augsburger	187, 1982-85
10. Jeremy Harper	186, 2000-03

STRIKEOUTS PER 9 INNINGS

1. Ryan Glynn	8.78, 1993-95
2. Ian Ostlund	8.78, 1998-00
3. Michael Devine	8.65, 2009-12
4. Trey Barham	8.48, 2005-08
5. Michael Bowman	8.35, 2006-08
6. John Garrett	8.24, 2010-13
7. Coby Cowgill	7.71, 2010-12
8. Bryan Augsburger	7.70, 1982-85
9. Josh Spradlin	7.54, 1997-00
10. Jeremy Brown	7.56, 2009-13

WALKS ISSUED PER 9 INNINGS

1. Chris Henderson	1.70, 2006-09
2. Jason Farley	2.01, 2008, 10-11
3. John Garrett	2.05, 2010-13
4. Jimmy Thoms	2.56, 2002-05
5. Jeremy Brown	2.62, 2009-13
6. Jeff DeMara	2.71, 2002-05
7. Michael Bowman	2.80, 2006-08
8. John Payne	2.88, 1991-94
9. Ian Ostlund	2.95, 1998-00
10. J.J. Hollenbeck	3.00, 2003-06

GAMES STARTED

1. Duke Acors	61, 2002-05
2. Trey Barham	48, 2005-08
3. Phil Hendrix	42, 2000-03
Jeremy Brown	42, 2009-13
5. Todd Tilley	38, 1986-89
John Payne	38, 1991-94
Chris Henderson	38, 2006-09
8. Marc Phillips	37, 1991-94
9. Jeremy Harper	36, 2000-03
Michael Bowman	36, 2006-08

COMPLETE GAMES

1. Mark Airaghi	24, 1980-83
2. Mike Vela	21, 1976-79
3. Bryan Augsburger	17, 1982-85
4. Vern Beitzel	16, 1969-72
5. John Payne	13, 1991-94
6. Todd Tilley	12, 1986-89
7. W.G. Smith	11, 1994-97
John Pate	11, 1971-73
9. Craig Jones	10, 1977-80
10. Glenn Ferguson	9, 1984-87

APPEARANCES

1. Jeff DeMara	104, 2002-05
2. Michael Devine	90, 2009-12
3. John Garrett	89, 2010-13
4. Billy Goodrich	83, 1992-95
5. Phil Hendrix	78, 2000-03

6. Merlin Ikenberry	77, 1992-95
Josh Owens	77, 2001-05
Jimmy Thoms	77, 2002-05
9. J.J. Hollenbeck	70, 2003-06
10. Trey Barham	68, 2005-08

FIELDING PERCENTAGE

1. Robert Crumpler	.989, 2004-07
2. Jon Wade	.988, 2002-04
3. Jordan Ballard	.986, 2007-10
4. Chris Catanzaro	.986, 1998-01
5. Matt Winn	.984, 2011-13
6. Nate Shepperson	.984, 1994-97
7. Marlin Ikenberry	.981, 1992-95
8. Scott Thompkins	.980, 1996-99
9. Mike Roberts	.979, 2006-08
10. Marshall Simpson	.978, 1987-90

TOTAL CHANCES

1. Robert Crumpler	1606, 2004-07
2. Chris Catanzaro	1590, 1998-01
3. Jordan Ballard	1542, 2007-10
4. Alex Haitsuka	1410, 2008-Pres.
5. Nate Shepperson	1349, 1994-97
6. Marshall Simpson	969, 1987-90
Mike Roberts	969, 2006-08
8. David Groseclose	964, 1992-95
9. Matt Smith	956, 2002-05
10. Jon Wade	927, 2002-04

* - All Pitching Average stats with a minimum 140 Innings.

* - Fielding Percentage min. 600 chances

PUTOUTS


1. Robert Crumpler	1487, 2004-07
2. Chris Catanzaro	1468, 1998-01
3. Jordan Ballard	1420, 2007-10
4. Nate Shepperson	1232, 1994-97
5. Alex Haitsuka	1201, 2008-11
6. Marshall Simpson	892, 1987-90
7. Jon Wade	877, 2002-04
8. Michael Roberts	873, 2006-08
9. Scott Thompkins	747, 1996-99
10. Marlin Ikenberry	653, 1992-95

ASSISTS

1. Matt Smith	581, 2002-05
2. David Groseclose	571, 1992-95
3. Chad Rice	505, 2004-07
4. Shane Geisslinger	495, 2005-08
5. Brian Adams	445, 1990-93
6. A.J. Yoder	431, 2006-09
7. Franco Martin	379, 1994-97
8. Jason Annis	361, 2000-03
9. Kelly Sweppenhiser	347, 2003-06
10. Tanner Biagini	314, 2007-10

DOUBLE PLAYS

1. Robert Crumpler	131, 2004-07
2. David Groseclose	114, 1992-95
3. Nate Shepperson	113, 1994-97
4. Jordan Ballard	101, 2007-10
5. Shane Geisslinger	94, 2005-08
6. Brian Adams	90, 1990-93
Chad Rice	90, 2004-07
8. Chris Cofer	82, 1993-96
9. A.J. Yoder	81, 2006-09
10. Matt Smith	79, 2002-05



Ryan Glynn struck out more batters per nine innings than any other hurler in VMI history and remains the only Keydet to play in the major leagues.



Keydet Honors & Awards

National Rankings

Collegiate Baseball

26th	April 12, 2010
28th	March 22, 2010
29th	March 29, 2010
	April 5, 2010
30th	March 12, 2007
	March 19, 2007
	March 15, 2010



A capacity crowd saw VMI's first game ranked #26, as the Keydets beat #1 Virginia at Gray-Minor Stadium on Apr. 14, 2010.

NCBWA

Receiving Votes 10 times
(Most Recent April 19, 2010)

USA Today/ESPN Coaches' Poll

Receiving Votes 5 times
(Most Recent April 12, 2010)

Louisville Slugger

Freshman All-American

2003	Kelly Sweppenhiser, 3B
2006	Travis Smink, P
2010	Cory Spangenberg, 2B

Ping! Baseball

Freshman All-American

2010	Cory Spangenberg, 2B
------	----------------------

NCBWA

Freshman All-American

2010	Cory Spangenberg, 2B
------	----------------------

GTE/CoSIDA Academic All-America

1984	Mike Lamore, 3rd Team
1996	Nate Shepperson, 3rd Team

Johnny Bench Award Watch List

2008	Mike Roberts
2010	Alex Haituka
2013	Matt Winn (Semifinalist)

Roger Clemens Award Watch List

2007	Trey Barham
	Michael Bowman
	Kevin Crum

Dick Howser Award Watch List

2006	Kelly Sweppenhiser
2007	Kevin Crum

John Olerud Award Watch List

2010	Sam Roberts
2011	Sam Roberts

Brooks Wallace Award Watch List

2008	Michael Bowman (SP)
2010	Sam Roberts (SS)
2011	Sam Roberts (SS)

Wallace Award Quarterfinalist

2010	Sam Roberts (SS)
2011	Sam Roberts (SS) - Semifinalist

Lowe's Senior CLASS Award Candidate

2008	Trey Barham
------	-------------

NCBWA Stopper of the Year Award Watch List

2007	Kevin Crum
2009	Travis Smink
2011	Michael Devine
2013	John Garrett

All-ECAC

2013	Rob Dickinson (Second Team)
------	-----------------------------

ABCA All-Atlantic Region

2013	Rob Dickinson (First Team)
------	----------------------------

All Southern Conference

First Team

1959	Bill Drake, 2B
1960	Joe Gedro, OF
1961	Weldon Eddins, SS
1962	Gil Minor, C
1963	Donny White, SS
1964	Donny White, SS
	Percy Sensabaugh, P
1965	Percy Sensabaugh, P
1969	Vern Beitzel, P
	J.C. Hanks, 2B
	Tim White, 3B
1977	Kelly Lombard, C
1980	Phil Hubbard, C
1982	Phil Hubbard, C
1983	Bryan Augsburger, P
1985*	Greg Weddle, 1B
	Chris Finwood, SS
1986*	Greg Weddle, 1B
	Gary Sibayan, 2B
1987*	Gary Sibayan, 2B
	Chris Finwood, SS
	Ben Walker, DH

1988*	Andy Beasley, C
	Gary Sibayan, 2B
	Chris Finwood, SS
1989	John Parrott, OF
1990	Andy Beasley, C
	Marshall Simpson, 1B
1995	David Groseclose, SS
	Ryan Glynn, OF
1999	Eric Walker, 3B
	Scott Thompkins, DH
2000	Ian Ostlund, RP
	Eric Walker, 3B

*-All-SoCon North Division

Second Team

1960	Weldon Eddins, SS
1962	Weldon Eddins, SS
	Joe Gedro, P
1963	Joe Bush, OF
1964	Dee Hartman, OF
1965	Donny White, SS
1968	Tom Catlett, OF
	Tim White, 3B
1984	Bryan Augsburger, P
	Kelly Raber, 2B
	Bert Saunders, OF
	Greg Weddle, 1B
1989	Andy Beasley, C
	Ren O'Ferrall, OF
1990	Barry Johnson, P
	Brian Adams, 2B
1992	Ray Flowers, 1B
1993	Brian Adams, 2B
	David Groseclose, SS
1994	Ryan Glynn, OF
	David Groseclose, SS
	Louie Napoleon, 2B
	John Payne, DH
1995	Chris Cofer, 2B
2000	Michael Goldman, C
	Stephen Johnson, DH

Big South Player of the Year

2013	Rob Dickinson
------	---------------

All Big South Conference

First Team

2005	Matt Smith, SS
	Kelly Sweppenhiser, 3B
2006	Kelly Sweppenhiser, 3B
2007	Chad Rice, SS
2008	Shane Geisslinger, 2B
2009	A.J. Yoder, 2B
2010	Jordan Ballard, 1B
2011	Alex Haituka, C
	Sam Roberts, SS
2013	Rob Dickinson, OF

Second Team

2006	Trey Barham, P
------	----------------

2007Michael Bowman, SP
2008Chris Duty, RP
2009Travis Smink, SP
2010Alex Haitsuka, C
Cory Spangenberg, 2B
Graham Sullivan, OF
2011Graham Sullivan, OF
2012Jacob Morley, OF
2013Matt Winn, C

SoCon All Tournament

1993David Groseclose, SS
Louie Napoleon, 3B
1994Louie Napoleon, OF
1995Ryan Glynn, DH
1996Nate Shepperson, 1B



A.J. Yoder was VMI's first Big South All-Tournament honoree (2009).

2003Jon Wade, 1B
------	-------------------

Big South All Tournament

2009A.J. Yoder, IF
------	---------------------

SoCon Freshman of the Year

1982Mike Lamore, (Co-)
2003Kelly Sweppenhiser, 3B

SoCon Coach of the Year

1982Donny White (Co-)
1988Paul Maini
2003Tom Slater

Big South Freshman of the Year

2010Cory Spangenberg
------	-----------------------

Big South Scholar-Athlete

2006Kelly Sweppenhiser, 3B
------	-----------------------------

Big South All-Academic

2004Kelly Sweppenhiser
2005Kelly Sweppenhiser
2006Kelly Sweppenhiser
2007Chad Rice
2008Shane Geisslinger
2009Adam Kruithof
2010Alex Haitsuka
2011Alex Haitsuka
2013Drew Bryan

Louisville Slugger National Player of the Week

2010Jordan Ballard (March 15)
------	--------------------------------

Collegiate Baseball Hall of Fame All-Star Lineup

2011Sam Roberts (April 19)
------	-----------------------------

ECAC Player of the Week

2010Jordan Ballard (March 16, Co-)
2011Sam Roberts (April 19)
2013Rob Dickinson (March 26)

CollegeBaseballInsider.com Southeast Player of the Week

2010Jordan Ballard (March 17)
2013Rob Dickinson (March 28)

College Baseball Foundation National Honor Roll

2006Kelly Sweppenhiser (Feb. 21)
Travis Smink (Feb. 28)
Trey Barham (March 21)
2007A.J. Yoder (March 6)
Eddie Van Es (March 20)
Robert Crumpler (April 18)
2010Jordan Ballard (March 17)

NCBWA National Pitcher of the Week

2007Trey Barham (Apr. 3)
------	---------------------------

PerfectGame.org Player of the Day

2013T.J. Lighton (March 27)
------	------------------------------

Big South Player of the Week

2005Robert Crumpler (May 23)
2006Klint Reed (Feb. 14, Co-)
Kelly Sweppenhiser (Feb. 21)
Robert Crumpler (March 20)
Jacoby Fields (May 22, Co-)
2007Eddie Van Es (March 19)
Robert Crumpler (April 16)
2008Brian Sandridge (April 7)
2009Jordan Ballard (April 6, Co-)



Jordan Ballard earned five awards for his performance the week of March 7-14, 2010.

2009A.J. Yoder (April 27)
2010Jordan Ballard (March 15)
2011Sam Roberts (March 1)
Sam Roberts (April 19)
Alex Haitsuka (May 23)
2012Rob Dickinson (April 10)
2013Rob Dickinson (March 25)

Big South Pitcher of the Week

2004J.J. Hollenbeck (April 26)
2005J.J. Hollenbeck (March 28)
2006Trey Barham (March 20)
2007Trey Barham (April 2)
Chris Henderson (April 9)
2008Chris Henderson (March 24)
Michael Bowman (May 19)
2009Chris Henderson (March 23)
2010Michael Devine (April 12, Co-)
2013T.J. Lighton (April 1)
Reed Garrett (May 13)

VaSID All-State

1984Bryan Augsburg
1990Marshall Simpson
Andy Beasley
1995Ryan Glynn
David Groseclose (HM)
1996Nate Shepperson
2000Ian Ostlund
2006Kelly Sweppenhiser
2008Tanner Biagini (First Team)
Chris Duty (Second Team)
2010Cory Spangenberg
	Jordan Ballard, Sam Roberts (Second Team)
2012George Piccirilli (Second Team)
2013Rob Dickinson (Second Team)

VMI Sports Hall of Fame

Paul Caldwell '261972*
William Couper '041972*
Joseph Hatchet '251972*
Frank M. Page, Jr. '231972*
Charles Roberson '381972*
Robert Y. Conrad '051974
Claude "Red" Patton '501975
John L. Pitts '161975
Donny White '651975
Gilly Laughorn '311976
Cliff Heathcote '571977
Percy Sensabaugh '661977
Harold Williams '311978
Jack Tim White '691979
Weldon Eddins '621982
Phil Hubbard '831993
Greg Weddle '861997
Chris Finwood '882003
Ryan Glynn '952005
Chris Catanzaro '012013
David Groseclose '952013

*Indicates charter member of the Hall of Fame



When Was The Last Time...

When Was The Last Time VMI.....

Scored 20 or more runs in a game20, vs. Maryland Eastern Shore, March 6, 2010
Had 20 or more hits in a game23, vs. Maryland Eastern Shore, March 6, 2010
Scored 10 or more runs in an inning10, vs. High Point, May 21, 2011
Allowed 20 or more runs in a game23, vs. Presbyterian College-I, May 21, 2010
Allowed 20 or more hits in a game20, at VCU, April 10, 2012
Was shutoutvs. Liberty, April 26, 2013
Shutout an opponentvs. Winthrop, May 11, 2013
Pitched back-to-back complete gamesvs. UNCA (Smink & Henderson), March 21-22, 2009
Hit back-to-back home runsvs. Norfolk State (Connerley and Dickinson), March 16, 2013
Hit 5 or more home runs in a game5, vs. La Salle-Game 2, March 13, 2010
Hit 7 or more home runs in a game7, vs. Gardner-Webb, April 10, 2009 (School Record)
Had two players with five hits in a gamevs. UMES (S. Roberts, 6 & Hess, 5), May 9, 2008
Had two players with two home runs in a gamevs. GWU (Haitsuka & Biagini), April 10, 2009
Allowed an Opponent 3 hits or less2, at Charleston Southern, April 15, 2011
Allowed an Opponent 1 hit or less1, vs. Coppin State, April 14, 2007
Swept a Conference series at homevs. Presbyterian College, March 23-25, 2012
Swept a Conference series on the roadat Charleston Southern, April 15-17, 2011
Beat a Ranked Teamat #27 James Madison (8-2), March 8, 2011
Beat a Ranked Team on the Roadat No. 10 Auburn (7-3), March 13, 2007
Won a Series Against a Ranked Teamvs. No. 16 Winthrop, May 19-21, 2006 (First Ever)
Won a Postseason Gamevs. #7 UNC Asheville (7-4), May 25, 2010 (Big South Champ.)
Was Ranked In A National PollApril 12, 2010, No. 26 by Collegiate Baseball (Highest-Ever)

When Was The Last Time A Keydet.....

Had five hits in a gameGraham Sullivan, vs. High Point, May 21, 2011
Scored five runs in a gameA.J. Yoder, vs. Gardner-Webb, April 10, 2009
Had seven RBI in a gameRobert Crumpler, vs. Fairfield, March 7, 2005
Hit three doubles in a gameSheldon Shifflett, vs. UMES, Feb. 24, 2013
Hit two triples in a gameA.J. Yoder, vs. Savannah State, March 31, 2007
Hit a grand slamRed Dowdell, vs. Norfolk State, March 19, 2013
Hit an inside-the-park home runMike Roberts, at Auburn, March 6, 2008
Had a pinch-hit home runAndrew Montague, vs. Presbyterian College, May 20, 2010
Hit two home runs in a gameJacob Morley, at Old Dominion, March 13, 2012
Hit home runs in consecutive at batsCory Spangenberg, at Gardner-Webb, April 9, 2010
Had a walk-off RBICameron Walter (1B), vs. VCU, April 6, 2013
Had a walk-off hitCameron Walter (1B), vs. VCU, April 6, 2013
Hit a walk-off home runJacob Morley, vs. Campbell, April 21, 2012
Hit for the cycleAlex Haitsuka, vs. Longwood, April 6, 2010
Had two hits in an inningGraham Sullivan & George Piccirilli, vs. High Point, May 21, 2011
Stole homeGraham Sullivan (Double steal), vs. Rider, March 8, 2009
Stole five bases in a gameShane Geisslinger, vs. Richmond, April 12, 2006
Struck out 10 or more battersMichael Bowman (10), vs. Charleston Southern, May 16, 2008
Struck out 12 or more battersTrey Barham (12), at James Madison, May 17, 2006
Struck out 15 or more battersGrayson Craun (15), vs. Appalachian State, April 11, 1998
Pitched a complete game (9 inn.)Reed Garrett vs. Winthrop, May 11, 2013
Threw a shutout (9 inn.)Reed Garrett vs. Winthrop, May 11, 2013
Had a hitting streak of at least 15 gamesMatt Winn, Mar. 23-Apr. 17, 2013 (15)
Had a hitting streak of at least 19 gamesAlex Haitsuka, Mar. 15-Apr. 19, 2011 (19)
Hit .400 in a season (Minimum 150 at bats)Greg Weddle, .446, 1986

Miscellaneous School Records

Most wins in a season34, 2007
Most consecutive wins10, Feb. 20-March 7, 2010
Most consecutive home wins15, February 24-April 7, 2007
Best record during a season29-5, April 14, 2010
Most losses in a season41, 2002
Most consecutive losses32, March 21-May 1, 1981

Batting Champions

1950"Red" Patton333
1951Neal Petree305
1952Neal Petree252
1953Dave Crockett345
1954Not Available
1955Not Available
1956Bobby Ross400
1957Bobby Ross292
1958Bobby Ross305
1959Bobby Ross218
1960Joe Gedro375
1961Alex Azezapa245
1962Joe Gedro275
1963Donny White391
1964Donny White329
1965Donny White261
1966Don McMennim284
1967Skip Harding302
1968Tom Catlett346
1969J.C. Hanks343
1970Doug Rowe234
1971Ken Wester220
1972Lou Dowdy325
1973Rod Brewer408
1974Kimo Wong300
1975Kavie Thrift308
1976Russell Puckett398
1977Kelly Lombard344
1978John Hobbs302
1979Mark Vasco316
1980Phil Hubbard416
1981Scott Gines313
1982Phil Hubbard424
1983Mike Lamore369
1984Kelly Raber343
1985Mike Lamore373
1986Greg Weddle446
1987Gary Sibayan359
1988Chris Finwood399
1989Ren O'Ferrall355
1990Marshall Simpson393
1991Ray Flowers289
1992Ray Flowers294
1993Brian Adams326
1994Louie Napoleon307
1995David Groseclose341
1996Nate Shepperson361
1997Franco Martin325
1998Chris Catanzaro346
1999Eric Walker376
2000Chris Catanzaro392
2001Chris Catanzaro335
2002Jason Annis308
2003Andy Barden318
2004Kelly Sweppenhiser367
2005Kelly Sweppenhiser370
2006Kelly Sweppenhiser350
2007Robert Crumpler330
2008Sam Roberts348
2009Jordan Ballard366
2010Cory Spangenberg370
2011Graham Sullivan358
2012Rob Dickinson320
2013Rob Dickinson399

All-Time Roster (1963-Present)

-A-A-A-A-

ABELON, Patrick	1997
ACORS, Duke	2002-05
ADAMS, Brian	1990-93
ADAMS, Jay	1994-95, 97-98
ADLEMAN, Jay	1982
AIRAGHI, Mark	1980-83
ALLEN, Ed	1995-96
AMOS, J.R.	1963
ANDREWS, Andy	1976-79
ANGUS, Brandon	2012-13
ANNIS, Jason	2000-03
ANTON, Mike	2004-05
ARMBRUSTER, George	1986-89
ATKINSON, R.	1963-64
AUGSBURGER, Bryan	1982-85

-B-B-B-B-

BABER, Jon	2002-05
BACH, Connor	2011-13
BACHMAN, Corey	2004-07
BALLARD, Jordan	2007-10
BARDEN, Andy	2000-03
BAREFOOT, Ryan	2008-10
BARGER, Steve	1979-80
BARHAM, Trey	2005-08
BARKER, Danny	1971
BARKSDALE, Harry	1972-75
BARROW, Wes	1996-99
BASS, Stan	1980, 82-83
BATTS, Terry	1989-92
BEASLEY, Andy	1987-90
BEITZEL, Vern	1969-72
BENDA, Austin	2008
BIAGINI, Tanner	2007-10
BIGGS, John	1970-71
BINGLER, Travis	1995
BIRAM, Walter	1973
BOOTH, Kevin	2006
BOWDEN, Ron	1980-82
BOWMAN, Michael	2006-08
BOYETTE, Ed	1992-94
BOYNTON, L.	1964
BRADFORD, Ben	1996-99
BRANNER, Wade	1982-83
BRECKENRIDGE, Jim	1965-67
BRENT, Bill	1966-67
BREWER, Rod	1973
BRIGGS, Don	1977-79
BRIGGS, Justin	2000-03
BROOKS, Chris	2002-04
BROOKS, Chris	1998
BROWN, Jere	1989
BROWN, Jeremy	2009-13
BROWN, M.W.	1974
BROWN, Tyler	2009
BRUST, Tim	2009
BRYAN, Drew	2012-13
BRYANT, Scott	1982-85
BUCHANAN, Chase	2004-06
BUCK, Glen	1989, 91-92
BURGWIN, C.P.E.	1974
BUNN, Chris	1987-88
BURGESS, Kenny	1980-83
BURRUS, Brian	1993-94
BURT, Mike	1979-80
BUSH, Joe	1963-65
BUSHEY, Art	1968-69
BUTLER, Larry	1979

-C-C-C-C-

CAGE, Matt	2001-04
CARPENTER, Adam	2007
CARVER, Fred	1968-70
CASH, Lucas	2013

CASHER, Ian	2004-07
CATANZARO, Chris	1998-01
CATHER, W.	1963-64
CATLETT, Tom	1967-69
CHAPMAN, Howard	1966
CHARLES, Johnny	1989
CHERNISKY, Chris	1990-92
CHICOLI, John	1984-85
CLEATON, Frank	1968-70
CLEMENTS, Michael	2005
COAKLEY, Mike	2001-03
COFER, Chris	1993-96
COLLETTI, Mike	1983-86
COLLIE, Dave	1981
COLVIN, Ryan	1998-01
CONNERLEY, Will	2013
CONQUES, Duane	1963-65
COOK, Rick	1968-69
CORLEY, Jerry	1976
CORRAO, Tony	1997
COULTER, .	1970
COVINGTON, Tristen	2003-04
COWARDIN, Lew	1968-70
COWGILL, Coby	2010-12
COX, Tim	1980
CRAFT, Mark	1987-90
CRANE, Stan	1969, 72
CRAUN, Grayson	1997-98, 00
CROCKER, Randy	1967-69
CRONE, Sandy	1990-91
CROTVELL, Henry	1966
CRUM, Kevin	2006-07
CRUMPLER, Robert	2004-07

-D-D-D-D-

DANIELS, L.C.	1974
DARIN, Joe	2000
DARNELL, Dan	1972-75
DAVIES, Jeff	1978-80
DAVIS, Brad	1997
DAVIS, Jaime	2005
DAVIS, Paul	1979-80
DAVIS, Phil	1967
DEAL, Andrew	2009-12
DEARMAN, Andy	1973
DeLEO, W.T.	1963
DeMARA, Jeff	2002-05
DeMEO, L.J.	1974
DeWATERS, Jerry	1972
DEVINE, Michael	2009-12
DIAMOND, Brandon	2012-13
DICKINSON, Rob	2010-13
DI DIO, Alex	2005
DIETRICH, Kris	1995-96
DIXON, David	1996-98
DOCZI, Mike	1987-89, 91
DONOVAN, Michael	2012-13
DOW, Frank	1982-84
DOWDELL, Red	2013
DOWDY, Louis	1971-72, 74
DOWNES, David	1989, 91
DUANE, Harley	1965-66
DUNLAP, Chase	2005
DURHAM, Brian	1985-86
DUTY, Chris	2007-10
DWYER, Nick	2012-13

-E-E-E-E-

EARLE, R.A.	1963
EAST, Eric	1997-00
EDEN, Mike	1981-82
EDENS, Taylor	2013
EDWARDS, Matt	2006-09
ELLIS, Rian	2011, 13
ELLIOT, John	2001

ENTZ, Brett	2008
ERBE, Elliott	2002-05
EVANS, Chad	1991

-F-F-F-F-

FARLEY, Jason	2008, 2010-11
FERGUSON, Glenn	1984-87
FIELDS, Jacoby	2004-07
FINWOOD, Chris	1985-88
FITCHETT, Doug	1974-76
FLAHERTY, Collin	2009-10
FLORA, Lefty	2008-11
FLOWERS, Ray	1991-93
FRAZIER, Randle	1971
FRESIA, Jerry	1967-69
FRICK, Ken	1966
FRIEND, John	1979-82
FRISHKORN, Jim	1978-80
FRISKI, Steve	1968-70
FRITZ, Dan	1979-80

-G-G-G-G-

GALLEO, Darren	1986-89
GARNETT, Johnny	1979
GARRETT, John	2010-13
GARRETT, Reed	2012-13
GATES, Randy	1975-77
GAUSEPOHL, Jeff	1963-65
GEARY, David	2013
GEISLINGER, Shane	2005-08
GENTILE, Tony	1967-68
GINES, Scott	1980-83
GLOVER, John	1986-89
GLYNN, Ryan	1993-95
GOLDMAN, Michael	1997-00
GOOD, B.T.	2003-06
GOODALE, Kyle	2009
GOODE, John	2004-07
GOODRICH, Billy	1992-95
GORMAN, Micah	2013
GRAHAM, Chris	1991
GREGG, Jim	1965-66
GREGORY, Bruce	1968
GRIFFIN, Matt	1977-80
GRIFFIN, Ryan	1992-93
GROSECOLO, David	1992-95

-H-H-H-H-

HACKEMEYER, Denny	1977-78
HADRA, Jonathan	2001-04
HAINES, Andrew	2005-06
HAITSUKA, Alex	2008-11
HAMLET, Dick	1968
HANEY, Drew	1993-96
HANKS, J.C.	1968-70
HARDING, Skip	1967-68
HARDY, Bill	1975-78
HARPER, Jeremy	2000-03
HARRELL, Wayne	1970-72
HARRISON, Romando	1994-95
HARTMAN, Dee	1965-66
HAVELIN, M.A.	1974
HAVIRD, Ley	1987, 89-90
HAWKINS, Berkley	2011-13
HAYDEN, Thomas	2006-07
HAYES, Grant	1990
HAYES, R.E.	1974
HAZELWOOD, Mark	1991-94
HEINE, Rick	1985-86
HELMS, Heith	1996-97
HENDERSON, Chris	2006-09
HENDRIX, Phil	2000-03
HENKEL, Bobby	1976-78
HENKEL, Campbell	2011-13
HERMON, G.R.	1963

HESS, Justin	2007-08, 11
HESS, Rick	1971
HIGHTOWER, Dick	1963-65
HILLER, Steve	1981-84
HINES, B.	1963-64
HINES, Doug	1973
HINKEL, Bob	1965-67
HOBBS, John	1978
HOLDER, Cody	2011-13
HOLLENBECK, J.J.	2003-06
HOLLOWAY, Donnie	1990-92
HOLMES, Rob	1981-84
HOLMES, Wilt	1976
HOLT, John	1966
HOWLE, Brannon	1996-99
HUBBARD, Phil	1980-83
HUCKABEE, Jeff	1971-74
HUDGINS, Matt	2003-04
HUGHES, Abe	1999
HUGHES, Danny	1996-97
HUNT, Wayne	1994
HUNTER, R.	1964
HUPP, W.T.	1974
HUTHWAITE, Doug	1971

-I-I-I-I-

IKENBERRY, Marlin	1992-95
IKENBERRY, Merlin	1992-95
ISAACS, Garland	1973, 75

-J-J-J-J-

JANNUSCH, Mike	1988-90
JEFFERSON, Larry	1970-72
JOHNSON, Barry	1987-90
JOHNSON, Stephen	1999-00
JONES, Craig	1977-80
JONES, Jeff	1999
JORDAN, John	1988
JUDD, Seth	1988-89

-K-K-K-K-

KASPER, Kelly	1989-91
KASS, Matt	1998
KELLEY, Jonathan	2012-13
KELLY, Mike	1988
KELLY, Billy	1992-93
KENNEDY, Zach	2001-04
KENT, Allen	2001-02
KIELTY, Tim	1985
KIELY, Pat	1988, 90-91
KING, Curtis	1971
KING, Orville	1972
KIRK, J.B.	1974
KITCHEN, Dale	1972
KITCHEN, James	1971
KOKOLIS, Pete	1995-96
KRUTHOF, Adam	2008-10
KURTZ, Rick	1990

-L-L-L-L-

LADD, Bob	1967
LAMAS, Robert	2007
LAMORE, Mike	1982-85
LANDBERG, Michael	1997-99
LANIER, Phil	1966-67
LAWSON, Andrew	2000-01
LEAKE, Matt	2002
LeCLAIR, Gary	2012-13
LEE, Mark	1979
LEGG, Josh	2004-05
LEGGETT, Ray	1978
LEVENSON, Jeff	1981
LEWIN, Dennis	1972-75
LICHTER, James	2007
LIFICK, Matt	2001-04

All-Time Roster (1963-Present)

KURTZ, Rick1990

-L-L-L-L-L-

LADD, Bob1967
 LAMAS, Robert2007
 LAMORE, Mike1982-85
 LANDBERG, Michael1997-99
 LANIER, Phil1966-67
 LAWSON, Andrew2000-01
 LEAKE, Matt2002
 LeCLAIR, Gary2012-13
 LEE, Mark1979
 LEGG, Josh2004-05
 LEGGETT, Ray1978
 LEVENSON, Jeff1981
 LEWIN, Dennis1972-75
 LICHTER, James2007
 LIFFICK, Matt2001-04
 LIGHTON, T.J.2013
 LITTLE, Charles1971-74
 LITWIN, Richard2002-06
 LITZ, Ryan2007
 LOCHER, John1979
 LOMBARD, Kelly1976-79
 LONG, Jon1997-99
 LOPEZ, Adam2009-12
 LOPEZ, Ray2013
 LOTTMAN, David2007-08
 LOUGHRIDGE, Billy1963-65
 LYLES, Willie1999-02
 LYNCH, Henry2002-03

-M-M-M-M-M-

MACKEY, Chris1993-94
 MAJOR, Jason2003-04-06
 MALESKI, Mike2003-04
 MALLON, Jim1973-74
 MAINI, Paul1964
 MANIS, Mike1968
 MAROHN, Chip1976-77
 MARSHALL, Howard1967
 MARTIN, Brooks2009-11
 MARTIN, Franco1994-97
 MARTIN, Peyton1994
 MARTINSON, Cody1999
 MASSENBURG, Brandon2003-05
 MASSIE, B.1974
 MAURER, Jim1963-65
 MAYERS, Eric2011-13
 MAYS, Hunter1970
 McADAMS, Ryan1990
 McALLISTER, Kenny1981-83
 McCLOSKEY, Joe1983-86
 McGINNIS, Tommy1983-86
 McKAIN, R.1964
 McMENAMIN, Don1965-67
 McPHERSON, Josh2007-09
 McQUAIG, Miles2010, 12-13
 MICHAELS, Glenn1965-66
 MIHALIK, Tom1975-77
 MIKULA, Ned1971
 MILLER, Colin2008-09
 MILLIGAN, Ron1976
 MINEY, Brendan1977-80
 MINOR, Gil1963
 MINOR Jr., Gil1990-91
 MITCHELL, Ryan1997-99
 MONTAGUE, Andrew2010-13
 MONTANO, Dave1981
 MOORE, Scott1990
 MOORE, Dale1994-97
 MORGAN, Allen1973
 MORGAN, Hank1996-97
 MORLEY, Jacob2009-12
 MORRIS, Kyle1999
 MOTLEY, Sam1981
 MULKEY, Travis2005-06

MUNSEY, J.M.1974
 MURRER, Matt2008
 MYERS, M.J.1974
 MYERS, Steele2009-10

-N-N-N-N-N-

NAFF, Hunter2007
 NAPOLEON, Louie1993-96
 NAWROCKI, Phil1996-97
 NEHLS, Richard1978-79

-O-O-O-O-O-

O'BOOK, Jimmy1979
 O'FERRALL, Patrick1989-92
 O'FERRALL, Ren1986-89
 ONOFREI, Matt1996
 OSTLUND, Issac2004-06
 OSLUND, Ian1998-00
 OTWELL, Steve1970-71
 OWENS, Josh2001-05

-P-P-P-P-P-

PADGETT, Oscar1970-71
 PAGONES, Jim1970
 PALMER, Steve1985
 PARKER, R.1964
 PARKER, Read1997
 PARROTT, John1985-87,89
 PARSONS, Stephen2005
 PATE, John1971-74
 PAULETTE, Bill1967-69
 PAULETTE, Will2002-05
 PAULS, Phil1966
 PAYNE, John1991-94
 PEARSON, Ed1997-00
 PEDIGO, Hank1967-68
 PEED, Jeremy2009
 PENNINGTON, Ken1967-68
 PERRIN, Mark1976-77
 PHELPS, John2006-07,09
 PHELPS, Mike1991-93
 PHILLIPS, David1982-84
 PHILLIPS, Marc1991-94
 PICCIRILLI, George2009-12
 PINGREE, Jim1983
 PLOTT, Harold1971-72
 PORTER, Brandon1994
 PORTER, Robin1965-66
 POULOS, Matt1999-00
 POWELL, Dick1978
 POWROZNIK, Travis1996-97
 PREDDY, Rob1979-82
 PRIOLETTI, T.J.2007
 PROCISE, David1992-93
 PROSSER, John1965
 PUCKETT, Russell1975-77
 PULLEY, Tom1984

-R-R-R-R-R-

RABER, Kelly1982,84
 RADLE, Tom1980
 RAMSEY, Matt2001
 RAND, Ben2001-03
 REED, Don1964-66
 REED, Clint2005-06
 REEDER, K.R.1963
 REID, Dave1967-69
 REIDEL, Leonard1972-74
 REILLY, John1990-91
 REINARD, Bruce1976-79
 RHODES, Trey1987-90
 RICE, Chad2004-07
 RIDLEY, Thomas1972-74
 RILEY, Chris1998-01
 RILEY, Rob1998-01
 RIVERA, Karter2009-10
 RIVERS, Ombri2010

ROBB, Jack1967-68
 ROBERTS, Jeff1996-98
 ROBERTS, Mike2006-08
 ROBERTS, Sam2008-11
 ROBINSON, Jay1993
 RODGERS, Robert1980
 RODRIGUEZ, E.D.1974
 ROLAN, Louis1979-80
 ROSS, Donnie1973-74
 ROUNDTREE, Jim1966-67
 ROWE, Doug1969-71
 ROYSTON, J.R.2001-04
 RUCKER, Kyle2007
 RUSSELL, Sandy1981
 RUSSO, Chris2011

-S-S-S-S-S-

SADLER, Mike1969
 SAMUELSON, Keith1981
 SANDRIDGE, Brian2006-09
 SANFORD, John1975-76
 SANFORD, Robert1975-77
 SAUNDERS, Bert1982-85
 SAVAGE, Tom1978-79
 SCHENK, Joey1992-95
 SCHMAUS, Charlie1965-67
 SCHOTT, Jon1998-01
 SEAWELL, Sean2004
 SECRIST, Greg1985
 SELBY, Field1971-72
 SELDON, Greg1974-75
 SENSABAUGH, Percy1964-65,67
 SHARP, David1999-00
 SHEPPERSON, Nate1994-97
 SHIFFLETT, Sheldon2012-13
 SHU, Rod1968-70
 SIBAYAN, Gary1986-89
 SIMPSON, Marshall1987-90
 SJOLUND, Karl1983-86
 SLATER, Tom1987-90
 SLOAN, John1999-01
 SMILEY, Jeff1983-86
 SMINK, Travis2006-09
 SMITH, Dan1995-97
 SMITH, Matt2002-05
 SMITH, Thane2004-05, 07-08
 SMITH, Wilber1969-70
 SMITH, Will2005-07
 SMITH, W.G.1994-97
 SNEAD, Lenny1976
 SNOV, Randy1968-71
 SNOV, Scott1974-77
 SPANGENBERG, Cory2010
 SPARKS, Richard1986-89
 SPRADLIN, Josh1997-00
 SPRIETSMAN, Charles1991
 STABLES, Bruce1986
 STAFFORD, Jason2013
 STALLINGS, Thomas2012-13
 STEGEMERTEN, Rick1970-71
 STONE, Allen1988-91
 STONE, Richard1985-87
 STRAIN, Billy1990-91
 SULLIVAN, Dave1994-96
 SULLIVAN, Graham2008-11
 SULLIVAN, Shane1983-84
 SWEIGART, Marlin1963-65
 SWEPENHISER, Kelly2003-06
 SWIENCINSKI, Brian1986-88

-T-T-T-T-T-

TARSOVICH, Jordan2011-13
 TATE, Jason2007
 TAYENNER, James1988-91
 TAYLOR, John1965-66
 TERRY, Billy1990-93
 TERRY, Ruben1965-67

THOMAS, John1968
 THOMAS, Travis2010-12
 THOMPSON, Scott1996-99
 THOMS, Jimmy2002-05
 THRIFT, Kevin1973,75-76
 THUJO, K.Y.1974
 TILLEY, Todd1986-89
 TOGNOLI, Chris1986-87
 TOPPING, Justin2008-11
 TUJO, Chris1992-94
 TURNAGE, Brian1992-95
 TURNER, Rob1984
 TYLER, David1983-84

-U-U-U-U-U-

UPHAM, Brent2004
 UPTON, Phil1973

-V-V-V-V-V-

VAN ES, Eddie2006-07
 VARNEY, Gary1974-76
 VASCO, Mark1979-81
 VELA, Mike1976-79
 VLASS, Barry1973

-W-W-W-W-W-

WADE, Jon2002-04
 WALKER, Ben1983-85,87
 WALKER, Eric1997-00
 WALTER, Cameron2012-13
 WALTON, R.S.1963
 WARD, Shawn1996
 WATTS, Alan2009-12
 WEDDLE, Greg1983-86
 WELLS, Greg1999
 WERTZ, Brent1988
 WESTER, Ken1969-72
 WHARTON, Kemper1981-84
 WHISENANT, H.A.1963
 WHITE, Donny1964-65
 WHITE, J.J.1963
 WHITE, Jack1967
 WHITE, Joe1975-76
 WHITE, Tim1968-69
 WHITFORD, T.W.1963
 WHITT, E.1964
 WILLIAMS, Jay1980-82
 WILLIAMS, Terrell1973-74
 WILLIAMS, Timmy1992,94
 WILLIAMS, Warren1990-93
 WILSON, Brent1985
 WILSON, Jonathan2003-04
 WIMMER, Allan2003-04
 WIMMER, Chris2005
 WINN, Matt2012-13
 WONG, Michael1972-75
 WOOD, D.T.1984-87
 WOOD, Daniel2006-08
 WOODS, Andrew2012-13
 WOODS, Scott1973-74
 WOOLWINE, Andy1980-82
 WORKMAN, Jim1963-65
 WORTHINGTON, Chase2009-12
 WYRICK, Scott1985

-Y-Y-Y-Y-Y-

YATES, Jeff1975,77-78
 YATES, John1996-99
 YODER, A.J.2006-09
 YOUNG, Billy1975-78
 YOUNG, Robert1965-67

-Z-Z-Z-Z-Z-

ZARELLA, Joey2010-11

1951

1-20, 0-12 SoCon

Coach: Frank Summers

M20	at Camp Lejeune Marines	L	0-16
M23	at Camp Lejeune Marines	L	1-11
M24	at Cherry Point Marines	L	3-9
A7	at Roanoke	L	1-4
A13	Michigan	L	3-22
A14	Roanoke	W	6-1
A17	*Richmond	L	1-13
A18	at Virginia	L	2-12
A21	*George Washington	L	2-14
A25	*at Virginia Tech	L	0-9
A26	at Quantico Marines	L	1-25
A27	*at George Washington	L	7-20
A28	*at Maryland	L	2-12
M2	*West Virginia	L	2-4
M2	*West Virginia	L	6-9
M4	*William & Mary	L	10-29
M7	*Maryland	L	3-7
M11	*at Richmond	L	3-5
M12	*at William & Mary	L	3-5
M16	*Virginia Tech	L	1-16
M18	Virginia	L	2-7

1952

1-13, 1-8 SoCon

Coach: Vince Ragunas

	Maine	L	10-11
	*at Richmond	L	5-11
	*at William & Mary	L	1-3
	*George Washington	L	12-18
	*Virginia Tech	L	2-3
	at Virginia	L	5-12
	*William & Mary	W	9-8
	Hampden-Sydney	L	2-9
	at Hampden-Sydney	L	4-21
	Virginia	L	2-9
	*West Virginia	L	4-8
	*West Virginia	L	1-7
	*Richmond	L	4-5
	*at Virginia Tech	L	1-2

1953

7-7, 4-4 SoCon

Coach: Chuck Noe

	Long Island	L	7-10
	Long Island	W	8-7
	Ithaca	L	5-6
	*George Washington	L	1-19
	Virginia	L	1-6
	*George Washington	W	11-10
	*Maryland	L	3-5
	Richmond Prof. Institute	W	19-1
	*Maryland	L	0-6
	Hampden-Sydney	W	13-7
	*Virginia Tech	W	3-1
	*William & Mary	W	8-6
	*Richmond	W	3-2
	*Richmond	L	2-4

1954

12-6, 6-4 SoCon

Coach: Chuck Noe

A3	Washington (Md.)	W	25-5
A6	Bridgewater	W	7-4
A9	*George Washington	W	6-4
A22	Maryland	L	7-13
A24	*West Virginia	L	3-5
A26	Richmond Prof. Institute	W	20-3
A28	*Virginia Tech	L	2-5
A30	*Richmond	L	5-8
M1	*William & Mary	W	25-3
M5	*William & Mary	W	19-2
M6	*Richmond	W	11-9
M8	*Davidson	W	12-1
M10	*George Washington	L	6-9

M12	Virginia	L	3-7
M17	*Virginia Tech	W	5-3
M21	Virginia	W	7-5
M22	Lynchburg	W	10-4
M25	Lynchburg	W	9-2

1955

12-8, 6-7 SoCon

Coach: Chuck Noe

	*Furman	W	3-2
	Richmond Prof. Institute	W	5-4
	Salem	W	7-5
	Salem	W	6-3
	*at Richmond	L	0-8
	*William & Mary	L	13-14
	Richmond Prof. Institute	W	7-2
	Virginia	W	6-5
	*West Virginia	L	0-11
	*West Virginia	L	4-5
	West Virginia Tech	W	14-13
	*William & Mary	W	9-8
	*George Washington	W	8-6
	*Virginia Tech	W	9-8
	*Richmond	L	14-16
	*Davidson	W	6-1
	*Virginia Tech	L	3-9
	*The Citadel	W	10-4
	*The Citadel	L	3-17
	Virginia	L	1-2

1956

12-10, 7-7 SoCon

Coach: Jack Null

	Michigan State	L	3-6
	*The Citadel	L	2-7
	*The Citadel	W	8-4
	Akron	W	8-7
	*Davidson	W	9-0
	*Davidson	W	5-4
	*William & Mary	L	3-6
	*Richmond	L	3-7
	*Virginia Tech	L	2-3
	Hampden-Sydney	L	12-16
	*William & Mary	W	4-2
	*George Washington	L	1-11
	Hampden-Sydney	W	16-13
	*West Virginia	W	6-5
	*West Virginia	W	7-4
	*George Washington	L	2-16
	Virginia	W	8-5
	*Richmond	W	8-1
	*Virginia Tech	L	5-11
	Lynchburg	W	10-0
	Lynchburg	W	7-5
	Virginia	L	2-4

1957

8-13, 4-6 SoCon

Coach: Jack Null

M25	Richmond Prof. Institute	L	5-6
M26	Cornell	L	6-16
M27	Cornell	W	5-3
M28	Cornell	L	1-9
A2	Virginia	L	0-2
A6	*Davidson	W	3-0
A6	*Davidson	L	2-9
A10	*Virginia Tech	W	8-1
A12	*George Washington	L	5-10
A13	Pittsburgh	L	3-8
A13	Pittsburgh	W	11-9
A27	Virginia	L	4-10
M1	*Richmond	L	1-2
M2	*William & Mary	W	3-1
M4	*George Washington	L	7-11
M7	*at Richmond	L	1-21
M8	*William & Mary	W	7-0
M10	Randolph-Macon	L	3-7

M11	Marshall	W	9-3
M15	*Virginia Tech	L	2-4
M18	Lynchburg	W	11-1

1958

4-12, 2-8 SoCon

Coach: Jack Null

	Quantico Marines	L	3-10
	Quantico Marines	W	8-4
	Hampden-Sydney	L	1-9
	*William & Mary	W	9-1
	*Richmond	L	3-9
	Virginia	W	13-5
	*The Citadel	L	3-5
	*The Citadel	L	2-7
	Hampden-Sydney	L	2-17
	*Davidson	L	7-10
	*Davidson	L	4-9
	*William & Mary	W	11-0
	*at Richmond	L	1-10
	Navy	L	2-12
	*George Washington	L	0-10
	*George Washington	L	1-18

1959

5-11, 5-10 SoCon

Coach: Weenie Miller

	*Davidson	L	1-6
	*Davidson	W	6-4
	*Virginia Tech	W	3-2
	*Furman	L	5-7
	*Furman	L	7-8
	*The Citadel	L	0-11
	*The Citadel	L	0-4
	*West Virginia	W	4-3
	*West Virginia	W	4-3
	*William & Mary	W	2-1
	*George Washington	L	0-18
	Hampden-Sydney	L	4-14
	*William & Mary	L	2-4
	*at Richmond	L	3-6
	*George Washington	L	3-13
	*Virginia Tech	L	9-12

1960

6-8, 5-8 SoCon

Coach: Weenie Miller

	*George Washington	W	15-8
	Virginia	W	17-6
	*Richmond	L	2-15
	*Virginia Tech	L	0-8
	*Furman	L	4-5
	*Furman	L	8-10
	*William & Mary	W	10-4
	*The Citadel	L	2-9
	*The Citadel	W	4-3
	*William & Mary	W	6-3
	*at Richmond	L	8-10
	*Virginia Tech	L	4-10
	*West Virginia	L	1-2
	*West Virginia	W	6-3

1961

7-7, 6-6 SoCon

Coach: Weenie Miller

	Colgate	W	6-4
	Virginia	L	3-8
	*The Citadel	W	3-1
	*The Citadel	L	3-9
	*Richmond	L	0-5
	*William & Mary	W	5-1
	*George Washington	W	11-2
	*Davidson	W	4-1
	*Davidson	L	1-5
	*Furman	W	2-0
	*Richmond	L	2-4
	*Virginia Tech	W	3-2



All-Time Results

*West Virginia	L	1-2
*West Virginia	L	2-5

1962

8-7, 7-7 SoCon

Coach: Charlie McGinnis

*Davidson	W	2-0
*Davidson	W	3-1
*William & Mary	L	5-7
*Richmond	L	4-5
*Virginia Tech	W	8-7
*West Virginia	L	1-2
*West Virginia	L	5-8
*Virginia Tech	W	4-0
Virginia	W	7-1
*The Citadel	W	3-2
*The Citadel	L	0-6
*George Washington	W	7-3
*George Washington	W	3-1
*William & Mary	L	1-4
*at Richmond	L	0-13

1963

14-11, 7-7 SoCon

Coach: Charlie McGinnis

at West Georgia	W	4-3
at West Georgia	L	1-2
at Oglethorpe	W	4-1
at Presbyterian	L	6-8
at Presbyterian	W	6-3
*at The Citadel	L	0-5
*at The Citadel	W	7-5
at St. Andrews	W	9-2
A4 Bridgewater	W	23-8
A8 *Davidson	W	4-3
A8 *Davidson	W	9-4
Old Dominion	L	1-6
St. Andrews	W	18-6 (7)
*William & Mary	W	6-3
Georgetown	W	5-0
*George Washington	L	3-4
*Virginia Tech	L	4-5
Virginia	L	1-12
*Virginia Tech	L	3-4
*Richmond	L	3-4
*William & Mary	W	6-5
*George Washington	W	6-1
M14 *Richmond	W	4-2
M18 *at West Virginia	L	4-5
M18 *at West Virginia	L	2-7

1964

11-12-1, 5-9 SoCon

Coach: Charlie McGinnis

M27 Bucknell	W	4-0
M28 Bucknell	W	3-1
M30 at Mercer	T	2-2 (11)
A1 at Georgia	L	1-12
A1 at Georgia	L	5-11
A2 at Presbyterian	W	4-0
A3 at Presbyterian	W	19-4 (6)
A9 Rhode Island	W	3-2
A11 *West Virginia	L	2-3
A11 *West Virginia	L	2-9
A15 Old Dominion	L	1-4
A17 *William & Mary	W	8-3
A21 *Virginia Tech	W	4-2
A24 *at William & Mary	W	6-4
*at Richmond	W	9-4
M2 *The Citadel	L	0-1 (11)
M2 *The Citadel	W	5-3
M7 *at Davidson	L	3-4
M7 *at Davidson	L	1-7
M11 *at Virginia Tech	L	6-8
M13 *Richmond	L	0-4
M17 *George Washington	L	3-8

M17 *George Washington	L	4-9
------------------------	---	-----

1965

15-9, 8-6 SoCon

Coach: Charlie McGinnis

\$vs. Colby	W	5-2
\$vs. Rollins	W	5-3
\$vs. Princeton	L	3-6
\$vs. Colby	W	6-2
\$at Rollins	L	2-3
\$vs. Princeton	L	3-6
*at The Citadel	L	1-4
*at The Citadel	W	3-2
at St. Andrews	W	3-2
*at William & Mary	W	3-1
*at Richmond	L	6-9
A14 Castleton State	W	4-0
A16 *William & Mary	W	6-1
A17 Marietta	W	6-5
A20 *Virginia Tech	W	2-1
A29 Virginia	W	3-2
M1 *Davidson	W	1-0
M1 *Davidson	W	3-0
M5 *at Virginia Tech	L	7-6
M10 *Furman	L	0-1
M10 *Furman	L	0-7
M12 *Richmond	W	3-2
M14 *at West Virginia	W	7-3 (13)
M14 *at West Virginia	L	1-3

\$-Game Played at Winter Park, Fla.-Rollins College Tournament

1966

10-13, 6-10 SoCon

Coach: Fred Kelly

M25 *at Davidson	L	5-6
M25 *at Davidson	W	2-1
A6 Castleton State	W	19-7
A8 *William & Mary	L	3-7
A11 Marietta	W	6-0
A11 Marietta	W	7-2
A16 *George Washington	L	2-9
A16 *George Washington	W	1-0 (8)
A20 Virginia Tech	L	0-4
A23 *The Citadel	W	3-2
A23 *The Citadel	W	1-0
A25 *East Carolina	L	0-7
A25 *East Carolina	L	0-5
M3 *at William & Mary	L	0-4
M4 *at Richmond	L	2-3
M4 *at Richmond	W	2-1
M6 Old Dominion	W	6-5 (13)
M10 at Virginia Tech	L	5-6 (10)
M12 *at Furman	W	2-1
M12 *at Furman	L	2-4
M14 *West Virginia	L	2-5
M14 *West Virginia	L	1-4
M17 at Virginia	L	6-12

1967

9-11, 7-9 SoCon

Coach: Fred Kelly

M24 *at William & Mary	L	3-8
A8 *Davidson	W	10-0
A8 *Davidson	W	12-2
A9 *William & Mary	W	4-2
A12 Virginia	W	2-0
A15 *at East Carolina	L	0-13
A15 *at East Carolina	L	0-6
A19 *at Richmond	L	3-7
A22 *at West Virginia	L	0-3
A22 *at West Virginia	L	0-2
A29 *Furman	W	6-3
A29 *Furman	W	7-6
M2 Old Dominion	L	5-7
M4 Virginia Tech	W	5-4 (11)
M6 *at The Citadel	L	2-8

M6 *at The Citadel	W	5-0
M10 *Richmond	W	6-2
M13 *at George Washington	L	0-1
M13 *at George Washington	L	3-5
M18 at Virginia Tech	L	0-4

1968

7-8, 3-5 SoCon

Coach: Chuck Roys

A5 Marshall	W	7-5
A5 Marshall	L	1-4
A6 *at Richmond	W	5-4
A10 *at West Virginia	L	1-6
A10 *at West Virginia	L	2-3
A15 *William & Mary	L	4-5
A15 *William & Mary	L	0-3
A19 Old Dominion	W	10-9
A19 Old Dominion	W	6-4
A23 Emory & Henry	W	9-2
A27 *George Washington	W	3-2
A27 *George Washington	W	7-4
M7 *Richmond	L	1-4
M10 at Virginia Tech	L	2-14
M16 Virginia Tech	L	2-4

1969

10-12, 8-7 SoCon-Championship Finalists

Coach: Chuck Roys

M22 *at William & Mary	L	6-7
M22 *at William & Mary	L	1-3
M31 *at Furman	L	0-7
A1 *at Davidson	L	8-11
A7 at Virginia	L	1-6
A11 at Virginia Tech	L	3-6
A12 *William & Mary	W	7-4
A12 *William & Mary	L	3-8
A15 *at George Washington	L	1-6
A15 *at George Washington	W	4-1
A20 *The Citadel	W	6-5
A22 *George Washington	W	3-2
A22 *George Washington	W	2-1
A25 Virginia Tech	W	8-6
A27 *East Carolina	W	8-6
A27 *East Carolina	L	2-5
Old Dominion	L	1-2
M2 *Richmond	W	2-0
M2 *Richmond	W	2-0

SoCon Northern Division Playoff (Colonial Heights, Va.)

M15 William & Mary	W	5-3 (13)
--------------------	---	----------

SoCon Championship Finals (Fort Eustis, Va.)

M16 Furman	L	2-7
M17 Furman	L	4-5

1970

6-13, 4-9 SoCon

Coach: Tom Sawyer

Bucknell	W	4-3
*Richmond	W	2-0
*Richmond	W	2-1
Old Dominion	L	0-1
Old Dominion	W	2-1
*George Washington	L	2-12
*George Washington	L	1-3
*William & Mary	L	0-2
*William & Mary	L	6-7
*William & Mary	L	1-4
*William & Mary	W	3-1
*The Citadel	L	2-3 (11)
A19 *at East Carolina	L	0-7
Virginia	L	1-5
Virginia Tech	L	0-2
*Furman	L	1-4
Virginia Tech	L	0-3
*George Washington	L	1-2
*George Washington	W	4-3

1971

5-24, 1-15 SoCon

Coach: Tom Sawyer

M20	St. Francis (N.Y.)	W	7-5
M21	Long Island	L	1-7
M21	Long Island	L	5-7
M25	at Washington & Lee	W	10-2
M29	*at Furman	L	1-2
M29	*at Furman	L	2-4
M30	*at Davidson	L	0-1
M30	*at Davidson	L	0-3
A1	Virginia Tech	L	2-13
A4	*East Carolina	L	2-8
A4	*East Carolina	L	1-8
A8	Southern Connecticut State	L	0-3
A10	*William & Mary	L	1-6
A10	*William & Mary	W	1-0
A12	*The Citadel	L	2-6
A12	*The Citadel	L	0-2
A15	at Western Carolina	L	3-4 (10)
A17	at Appalachian State	W	3-0
A17	at Appalachian State	L	2-3
A18	George Washington	L	4-16
A20	*Richmond	L	0-6
A20	*Richmond	L	5-7
A24	*at William & Mary	L	1-2
A24	*at William & Mary	L	3-9
A26	at Virginia	L	2-9
A29	*at Richmond	L	0-6
A29	*at Richmond	L	3-9
A30	Old Dominion	L	3-9
A30	Old Dominion	W	3-1

1972

6-19, 3-13 SoCon

Coach: Phil Tucker

M25	at James Madison	W	2-1
M28	Bethany	W	2-0
A3	at Virginia Tech	L	0-4
A5	Southern Connecticut State	L	6-15
A9	*Davidson	W	3-0
A10	*at William & Mary	L	1-12
A10	*at William & Mary	L	4-5
A15	*Furman	L	1-5
A16	*Furman	L	1-3
A17	*William & Mary	W	2-1
A17	*William & Mary	L	2-3
A19	*at The Citadel	L	2-3
A19	*at The Citadel	W	3-2
A21	*at East Carolina	L	0-14
A21	*at East Carolina	L	0-5
A23	*East Carolina	L	2-3
A25	Virginia	L	4-9
A26	Appalachian State	L	0-7
A26	Appalachian State	W	3-2
A29	*at Richmond	L	4-7
A29	*at Richmond	L	3-4
M2	*Richmond	L	5-13
M2	*Richmond	L	3-7
M7	Virginia Tech	L	0-2
M7	Washington & Lee	L	1-2

1973

3-14, 0-11 SoCon

Coach: Phil Tucker

M24	James Madison	L	0-3
M24	James Madison	W	9-4
	*at Furman	L	0-3
	*at Furman	L	0-7
A7	*at The Citadel	L	1-7
	*Appalachian State	L	0-3
A16	*at Richmond	L	6-7
A19	at Virginia Commonwealth	W	11-2
A21	*Richmond	L	2-14
A23	*at Appalachian State	L	0-5
A30	*William & Mary	L	0-3

A30	*William & Mary	L	0-6
	*East Carolina	L	4-5
	*East Carolina	L	7-11
	Virginia Tech	L	2-7
	Virginia	L	1-11
	Washington & Lee	W	8-3

1974

6-14, 5-9 SoCon

Coach: Donny White

M23	*at Davidson	W	3-2
M23	*at Davidson	L	1-9
M26	at James Madison	L	0-5
M26	at James Madison	L	3-5
M30	*at The Citadel	L	1-2
M30	*at The Citadel	L	2-6
A1	*at Appalachian State	L	0-3
A1	*at Appalachian State	L	7-19
A2	at Virginia Tech	L	
A4	*at Richmond	L	0-2
A8	*at Richmond	L	4-5
A9	*William & Mary	W	5-4
A11	Virginia	L	4-6 (12)
A15	*Furman	W	3-2
A15	*Furman	W	3-2
A16	Washington & Lee	W	6-3
A18	*William & Mary	W	4-3
A26	Virginia Tech	L	1-8
A27	*East Carolina	L	1-7
A27	*East Carolina	L	2-8

1975

2-18, 1-13 SoCon

Home: 1-9 Away: 1-9 Neutral: 0-0

Coach: Jerry Roane

M25	Oneonta State	L	1-10
M26	Washington & Lee	W	6-4
M27	at Virginia Tech	L	5-10
M29	*at East Carolina	L	0-3
M29	*at East Carolina	L	3-13
M31	*Appalachian State	L	1-4
A3	*at Richmond	L	2-5
A6	Virginia Tech	L	2-12
A7	at Virginia	L	1-11
A9	*at Furman	L	2-9
A9	*at Furman	L	7-10
A14	*at Appalachian State	L	4-7
A16	*at William & Mary	W	5-4
A16	*at William & Mary	L	2-8
A21	*The Citadel	L	1-5
A21	*The Citadel	L	5-6
A24	*Richmond	L	2-7
A26	*Davidson	L	4-5
A26	*Davidson	L	0-7
A30	James Madison	L	1-4

1976

6-23, 2-12 SoCon

Coach: Jerry Roane

M13	Connecticut	L	0-2
M13	Connecticut	L	1-6
M21	Massachusetts-Dartmouth	L	2-8
M21	Massachusetts-Dartmouth	L	2-7
M21	Massachusetts-Dartmouth	W	3-2
M24	Oneonta State	W	3-2
M25	Washington & Lee	W	11-0
M27	*Davidson	W	5-3
M27	*Davidson	L	4-5
M29	*William & Mary	L	3-4
A1	James Madison	W	9-7
A1	James Madison	L	0-15
A3	Virginia Tech	L	12-19
A5	*Furman	L	0-4
A5	*Furman	L	3-4
A7	*Richmond	L	4-17
A8	Virginia	L	6-8
A10	*The Citadel	W	6-3

A10	*The Citadel	L	4-9
A14	*at Appalachian State	L	1-13
A17	Old Dominion	L	2-4
A19	*Appalachian State	L	2-9
A20	Washington & Lee	L	7-12
A21	*at Richmond	L	3-9
A24	*East Carolina	L	1-11
A24	*East Carolina	L	0-11
A25	Virginia Tech	L	4-17
A27	*William & Mary	L	2-11
A30	Liberty	L	6-15

1977

5-19, 2-12 SoCon

Home: 4-7 Away: 1-12 Neutral: 0-0

Coach: Vern Beitzel

M24	at Virginia Tech	L	7-12
M26	*at East Carolina	L	0-8
M26	*at East Carolina	L	0-3
M27	*at William & Mary	L	0-3
M27	*at William & Mary	L	2-14
M31	at Virginia	L	1-16
A2	*Appalachian State	L	3-11
A2	*Appalachian State	W	12-10
A9	Liberty	W	8-7
A9	Liberty	W	12-1
A12	Virginia Tech	L	4-8
A15	at Richmond	L	5-6
A15	at Richmond	L	1-2
A16	*Davidson	L	1-12
A16	*Davidson	L	10-11 (13)
A18	Old Dominion	W	7-6
A21	James Madison	L	3-22
A23	*at Furman	L	1-9
A23	*at Furman	W	4-2
A25	*Western Carolina	L	12-20
A25	*Western Carolina	L	9-18
A28	at Lynchburg	L	3-5
A30	*at Marshall	L	1-2
A30	*at Marshall	L	7-8 (9)

I-Game Played at Covington, Va.

1978

2-27, 0-14 SoCon

Home: 1-11 Away: 1-16 Neutral: 0-0

Coach: Vern Beitzel

M18	*at Davidson	L	3-6
M18	*at Davidson	L	4-12
M20	*at The Citadel	L	0-1
M20	*at The Citadel	L	1-12
M22	at North Carolina Wesleyan	W	17-13
M24	at Old Dominion	L	0-7
M24	at Old Dominion	L	2-10
M31	Virginia	L	1-6
A1	*Furman	L	3-13
A1	*Furman	L	0-6
A4	James Madison	L	0-23
A8	*at Appalachian State	L	5-9
A8	*at Appalachian State	L	0-16
A10	*at Western Carolina	L	0-9
A10	*at Western Carolina	L	4-13
A12	Richmond	L	0-8
A14	Old Dominion	L	9-13
A15	*Tennessee-Chattanooga	L	6-7
A15	*Tennessee-Chattanooga	L	2-4
A18	at Richmond	L	5-13
A22	*Marshall	L	2-17
A22	*Marshall	L	5-9
	at James Madison	L	0-23
A30	Washington & Lee	L	2-3
A30	Washington & Lee	W	3-2
M1	at Liberty	L	1-5
M1	at Liberty	L	5-10
M5	at Virginia Tech	L	0-4
M5	at Virginia Tech	L	1-12



All-Time Results

1979

6-25, 0-15 SoCon

Home: 5-12 Away: 1-13 Neutral: 0-0

Coach: Vern Beitzel

M17	*at Tennessee-Chattanooga	L	0-4
M17	*at Tennessee-Chattanooga	L	5-9
M19	*at Furman	L	0-18
M19	*at Furman	L	3-9
M21	William & Mary	W	6-4
M24	*Appalachian State	L	1-7
M24	*Appalachian State	L	1-5
M29	*The Citadel	L	0-10
M29	*The Citadel	L	2-3
A2	James Madison	L	3-11
A6	at Richmond	L	3-5
A6	at Richmond	L	1-2
A7	Virginia Tech	L	0-9
A10	Old Dominion	W	5-4
A10	Old Dominion	L	1-10
A13	*at East Tenn. State	L	1-11
A13	*at East Tenn. State	L	2-9
A15	*at Marshall	L	5-6
A15	*at Marshall	L	1-8
A18	at Virginia Commonwealth	L	2-5
A18	at Virginia Commonwealth	L	3-4
A22	Longwood	W	6-1
A22	Longwood	L	4-7
A23	*Western Carolina	L	3-7
A25	at James Madison	L	3-14
A28	*Davidson	L	2-3
A28	*Davidson	L	1-2
	at Virginia	W	2-1 (10)
M1	Liberty	L	0-9
M2	Washington & Lee	W	3-2
M2	Washington & Lee	W	6-3

1980

4-22, 0-12 SoCon

Home: 0-10 Away: 4-12 Neutral: 0-0

Coach: Vern Beitzel

M16	Richmond	L	10-13
M17	Massachusetts	L	1-15
M19	at James Madison	L	0-6
M20	Davis & Elkins	L	0-17
M31	*at Davidson	L	3-6
M31	*at Davidson	L	1-6
A2	*at The Citadel	L	0-11
A2	*at The Citadel	L	1-3
A10	Virginia	L	0-7
A10	Virginia	L	2-5
A12	*East Tenn. State	L	4-10
A12	*East Tenn. State	L	0-4
A16	at Old Dominion	L	3-15
A17	at William & Mary	W	7-5
A21	*at Appalachian State	L	5-12
A21	*at Appalachian State	L	3-6
A23	*at Western Carolina	L	3-4
A23	*at Western Carolina	L	7-13
A25	James Madison	L	4-21
A26	at Virginia Tech	L	2-8
A28	*Marshall	L	0-9
A28	*Marshall	L	1-7
A30	at Longwood	W	9-7
A30	at Longwood	L	4-10
M3	at Washington & Lee	W	12-5
M3	at Washington & Lee	W	2-0

1981

3-37, 0-16 SoCon

Home: 3-22 Away: 0-15 Neutral: 0-0

Coach: Jim Rowsey

M16	Davis & Elkins	L	1-21
M16	Davis & Elkins	L	2-8
M17	at James Madison	L	2-30
M20	California (Pa.)	W	12-7
M21	*Davidson	L	2-11
M21	*Davidson	L	2-13

M25	Richmond	L	4-7
M25	Richmond	L	0-14
M26	Lock Haven	L	6-20
M28	*at Tennessee-Chattanooga	L	1-12
M28	*at Tennessee-Chattanooga	L	1-22
M31	*at Furman	L	1-4
M31	*at Furman	L	2-5
A4	*The Citadel	L	1-7
A4	*The Citadel	L	3-17
A6	*Appalachian State	L	0-20
A6	*Appalachian State	L	3-10
A8	Virginia Tech	L	0-14
A9	Longwood	L	4-15
A13	*Western Carolina	L	3-6
A13	*Western Carolina	L	3-15
A15	at North Carolina Wesleyan	L	1-16
A16	at East Carolina	L	3-14
A16	at East Carolina	L	3-6
A21	*at East Tenn. State	L	1-12
A21	*at East Tenn. State	L	5-14
A22	at Virginia Tech	L	1-13
A24	James Madison	L	2-10
A25	William & Mary	L	4-5
A25	William & Mary	L	1-6
A28	Virginia Commonwealth	L	3-17
A28	Virginia Commonwealth	L	10-14
A29	*at Marshall	L	2-17
A29	*at Marshall	L	2-17
M1	Old Dominion	L	4-27
M1	Old Dominion	L	0-18
M2	Washington & Lee	W	8-7 (9)
M2	Washington & Lee	W	11-10
M4	at Virginia	L	3-13
M4	at Virginia	L	2-8

1982

11-29, 6-10 SoCon

Home: 7-14 Away: 4-15 Neutral: 0-0

Coach: Donny White

M9	*at Davidson	W	7-6
M9	*at Davidson	L	5-7
M10	at Jacksonville	L	9-2
M11	at Rollins	L	0-8
M11	at Rollins	L	6-9
M13	at Flagler	L	3-6
M13	at Flagler	L	1-2
M18	at Washington & Lee	L	5-7
M19	at James Madison	L	1-7
M23	*Marshall	L	1-5
M23	*Marshall	W	14-3
M25	Lock Haven	W	12-8
M26	Duke	L	0-10
M29	*at The Citadel	L	2-11
M29	*at The Citadel	L	0-8
M31	!at Virginia Commonwealth	L	8-9 (8)
M31	!at Virginia Commonwealth	L	3-9
A4	*Tennessee-Chattanooga	L	2-4 (10)
A4	*Tennessee-Chattanooga	L	4-5
A5	James Madison	L	7-12
A7	Virginia Tech	L	6-11
A7	Virginia Tech	L	4-12
A10	Old Dominion	L	5-6
A10	Old Dominion	L	5-13
A12	*East Tenn. State	L	2-12
A12	*East Tenn. State	L	4-7
A14	Lynchburg	W	7-6
A18	*at Western Carolina	L	4-18
A18	*at Western Carolina	L	2-7
A19	*at Appalachian State	W	5-0
A19	*at Appalachian State	W	3-1
A21	at Lynchburg	L	4-5 (12)
A24	*Furman	W	15-10
A24	*Furman	W	10-5
A28	at Bridgewater	W	12-7
A29	Virginia	W	8-1
A29	Virginia	L	1-4
M1	George Mason	L	6-14
M1	George Mason	L	11-14 (10)

M3 Washington & Lee W 10-6

I-Game Played at Parker Field, Richmond, Va.

1983

11-25, 5-9 SoCon

Home: 6-10 Away: 5-12 Neutral: 0-3

Coach: Donny White

M8	\$at Rollins	L	4-6
M9	\$at Rollins	L	2-7
M10	\$vs. Vanderbilt	L	4-6
M11	\$at Rollins	L	1-7
M12	!vs. Yale	L	5-8
M12	!vs. Yale	L	9-10
M17	Washington & Lee	W	16-0
M23	Virginia Commonwealth	L	3-7
M24	at Virginia	L	3-11
M28	*at Furman	W	13-8
M28	*at Furman	L	0-3
M29	Lock Haven	W	4-3
M30	Mercyhurst	W	11-5
A3	*at East Tenn. State	L	2-17
A3	*at East Tenn. State	L	4-11
A4	*at Marshall	W	1-0
A4	*at Marshall	W	6-3
A6	James Madison	L	4-6
A12	William & Mary	W	10-3
A12	William & Mary	L	4-8
A17	*Davidson	L	4-7
A17	*Davidson	W	4-0
A18	*Western Carolina	L	1-4
A18	*Western Carolina	W	4-3 (8)
A20	Lynchburg	L	10-13 (10)
A21	at James Madison	L	2-12
A25	*The Citadel	L	0-5
A25	*The Citadel	L	4-6
A26	*Appalachian State	L	2-3
A26	*Appalachian State	L	2-6
A27	at Lynchburg	L	11-18
A30	at George Mason	W	5-4
A30	at George Mason	L	5-8
M2	at Virginia Tech	L	9-10
M2	at Virginia Tech	L	4-5
M3	at Washington & Lee	W	7-4

\$-Game Played at Winter Park, Fla.-Rollins

College Tournament

I-Game Played at Ormond Beach, Fla.

1984

16-18, 6-7 SoCon

Home: 8-6 Away: 8-9 Neutral: 0-3

Coach: Donny White

M8	at Washington & Lee	W	8-4 (6)
M10	California (Pa.)	W	8-0
M12	at Georgia Southern	W	7-6
M14	at Armstrong Atlantic	W	2-0
M14	at Armstrong Atlantic	L	11-3
M15	!vs. Lehigh	L	5-13
M17	*at East Tenn. State	L	1-3
M17	*at East Tenn. State	W	6-4
M23	at James Madison	L	2-12
M24	*Marshall	L	2-3
M24	*Marshall	L	6-12
M27	Bluefield	W	6-3
M27	Bluefield	W	14-0
M31	*at Marshall	W	3-2
M31	*at Marshall	W	12-6
A1	*at Marshall	L	3-14
A3	Virginia	L	4-11
A6	James Madison	W	4-1
A7	*East Tenn. State	W	5-2
A9	*East Tenn. State	W	9-4
A10	*East Tenn. State	W	7-6
A12	at Richmond	W	8-1
A14	at Lynchburg	W	11-3
A16	*Appalachian State	L	1-10
A18	at Old Dominion	L	2-13
A19	at William & Mary	L	3-7

A19	at William & Mary	L	1-2
A21	*at Appalachian State	L	1-11
A21	*at Appalachian State	L	7-15
A25	Lynchburg	W	9-1

Southern Conference Tournament (Cullowhee, N.C.)

A28	vs. Western Carolina	L	5-10
A28	vs. The Citadel	L	7-12
M1	Virginia Tech	L	4-6
M1	Virginia Tech	L	4-13

!-Game Played at Statesboro, Ga.

1985

16-24, 8-10 SoCon

Home: 10-10 Away: 5-9 Neutral: 1-5

Coach: Donny White

M1	*at East Tenn. State	W	12-5
M2	*at East Tenn. State	L	2-3
M2	*at East Tenn. State	W	8-2
M6	Virginia	L	1-5
M11	\$vs. Tulane	L	6-7
M12	\$vs. Central Michigan	L	3-6
M13	\$vs. Rollins	W	8-7
M14	\$vs. Tulane	L	3-9
M15	\$vs. Central Michigan	L	10-15
M16	\$vs. Rollins	L	7-15
M20	at James Madison	L	4-9
M23	*at Marshall	L	5-10
M23	*at Marshall	W	9-4
M24	*at Marshall	W	5-4
M26	Virginia Commonwealth	W	6-4
M28	at Washington & Lee	W	10-1
M30	*Marshall	L	1-4
M30	*Marshall	W	10-7
M31	*Marshall	L	5-12
A3	James Madison	L	5-6
A4	Shenandoah	W	21-9
A5	*East Tenn. State	L	10-14
A5	*East Tenn. State	W	9-1
A6	*East Tenn. State	W	12-5
A9	William & Mary	W	15-6
A9	William & Mary	L	5-8 (10)
A10	Lynchburg	W	10-4
A13	*at Appalachian State	L	6-8
A13	*at Appalachian State	L	3-13
A14	*at Appalachian State	L	3-26
A17	at Virginia Tech	L	3-13
A19	*Appalachian State	L	5-18
A20	*Appalachian State	W	8-3
A20	*Appalachian State	L	6-18
A24	at Lynchburg	L	2-5
A30	at Virginia	L	5-8
M3	Virginia Tech	L	3-16
M5	Richmond	L	3-11
M5	Richmond	W	7-0
M6	Washington & Lee	W	10-9

!-Game Played at Melbourne, Fla.

\$-Game Played at Madison, Va.

1987

16-16-1, 8-4 SoCon-SoCon Tournament Finalists

Home: 5-4 Away: 9-10-1 Neutral: 2-2

Coach: Donny White

M5	at Duke	L	2-8
M6	*at East Tenn. State	W	12-8
M6	*at East Tenn. State	W	21-4
M7	*at East Tenn. State	W	15-5
M10	at Florida Tech	T	10-10
M11	at Florida Tech	L	1-7
M12	at Florida Tech	L	1-14
M13	at Florida Tech	L	6-7
M18	at James Madison	L	2-5
M21	*at Marshall	W	6-5
M21	*at Marshall	W	7-6
M22	*at Marshall	W	17-9
M24	at Virginia	L	0-8
M28	*at Appalachian State	L	1-6
M28	*at Appalachian State	W	6-1
M29	*at Appalachian State	L	4-6
A2	!Radford	W	8-1
A2	!Radford	W	10-3
A7	at William & Mary	L	2-3
A7	at William & Mary	W	6-4
A8	!Longwood	L	7-8
A11	*\$Marshall	W	4-3
A11	*\$Marshall	L	2-5
A12	*\$Marshall	L	4-8
A14	at Ferrum	L	3-5
A20	\$Lynchburg	W	25-9
A22	&James Madison	L	4-11

Southern Conference Tournament (Asheville, N.C.)

A24	vs. Western Carolina	L	4-16
A25	vs. Davidson	W	15-7
A25	vs. Appalachian State	W	10-9
A26	vs. Western Carolina	L	4-9
A30	at Virginia Tech	W	13-12
M1	!Washington & Lee	W	12-4

!-Game Played at Washington & Lee

\$-Game Played in Salem, Va.

&-Game Played at James Madison University

1988

20-20, 11-7 SoCon-North Division Champions

Home: 10-5 Away: 7-8 Neutral: 3-7

Coach: Paul Maini

F28	!Mary Washington	W	9-2
M3	at Duke	L	5-7
M7	\$vs. Maine	L	9-11 (10)

M8	\$vs. Wake Forest	L	0-10
M9	\$vs. Rollins	W	5-4
M10	\$vs. Maine	L	1-6
M10	\$vs. Villanova	W	16-4
M11	\$vs. Wake Forest	L	5-6 (10)
M12	\$vs. Rollins	W	5-1
M16	at James Madison	L	3-23
M19	*Marshall	W	25-6
M19	*Marshall	L	7-15
M20	*Marshall	L	7-21
M22	at James Madison	L	0-18
M23	at Radford	W	11-4
M26	*Appalachian State	L	1-7 (5)
M27	*Appalachian State	W	8-4
M28	!\$Appalachian State	W	6-4
M29	West Chester	L	3-4
M30	Bucknell	W	6-4
A2	*at East Tenn. State	L	3-7
A2	*at East Tenn. State	W	1-0
A3	*at East Tenn. State	W	5-3
A5	Virginia	L	5-11
A6	Richmond	W	7-6
A9	*at Marshall	L	8-9 (10)
A10	*at Marshall	W	8-2
A10	*at Marshall	W	9-7
A14	Longwood	W	11-8
A16	*at Appalachian State	W	12-5
A16	*at Appalachian State	L	8-9
A17	*at Appalachian State	L	7-8
A20	at Lynchburg	L	3-11
A21	at Richmond	L	3-8
A23	*East Tenn. State	W	7-2
A23	*East Tenn. State	W	7-1
A24	*East Tenn. State	W	20-3
A26	at Virginia	W	5-3

Southern Conference Tournament (Asheville, N.C.)

A29	vs. The Citadel	L	8-9
A30	vs. Appalachian State	L	4-11

!-Game Played at Washington & Lee

\$-Game Played at Winter Park, Fla.-Rollins College Tournament

1989

16-23, 8-7 SoCon

Home: 10-6 Away: 6-15 Neutral: 0-2

Coach: Paul Maini

M2	at Duke	L	4-5
M4	at Virginia Commonwealth	L	3-4 (10)
M9	at Bridgewater	L	6-7
M10	at Liberty	W	5-3
M11	*at East Tenn. State	W	10-3
M11	*at East Tenn. State	W	13-1
M12	*at East Tenn. State	L	1-5
M14	at Old Dominion	L	4-9
M16	at Richmond	W	5-3
M19	Utica	W	7-6
M22	Oneonta State	W	8-6
M22	Richmond	L	6-10
M25	*Marshall	L	5-11
M25	*Marshall	W	8-3
M27	Bucknell	W	3-2
M28	at Virginia	L	13-14 (10)
M29	Clarkson	W	9-3
M30	at James Madison	L	6-10
A1	*at Western Carolina	W	10-3
A1	*at Western Carolina	L	4-7
A2	*at Western Carolina	L	2-3
A3	at Radford	L	4-26
A6	James Madison	W	8-7
A9	*Appalachian State	L	3-8
A9	*Appalachian State	L	7-10
A10	at Liberty	L	5-6
A11	at Virginia Tech	L	8-20
A12	Radford	L	7-14
A14	at Wake Forest	L	5-6
A16	*at Furman	W	8-5



All-Time Results

A16	*at Furman	L	6-7
A17	Virginia	L	8-14
A19	Shenandoah	W	9-4
A20	at Ferrum	L	0-9(Forf.)
A22	*The Citadel	W	13-2
A22	*The Citadel	W	6-4
A23	*The Citadel	W	5-4

Southern Conference Tournament (Asheville, N.C.)

A27	The Citadel	L	11-17
A28	Furman	L	5-7

1990

12-26, 6-8 SoCon

Home: 7-8 Away: 5-16 Neutral: 0-2

Coach: Paul Maini

F17	at Mary Washington	W	3-1
F23	at Florida State	L	1-17
F24	at Florida State	L	2-3
F25	at Florida State	L	0-8
M3	George Mason	W	9-3
M3	George Mason	W	10-2
M6	at Virginia	W	5-4
M7	at Virginia Tech	L	2-9
M9	Holy Cross	L	11-25 (8)
M11	at Columbus State	L	4-6
M12	at Columbus State	L	2-10
M13	at Columbus State	L	4-9
M14	at West Georgia	L	2-13
M15	at Auburn	L	1-11
M17	*at Marshall	L	10-16
M18	*at Marshall	W	7-0
M18	*at Marshall	L	5-6
M21	at James Madison	L	1-10
M22	Bridgewater	L	8-9
M25	*Western Carolina	L	5-8
M25	*Western Carolina	L	0-4
M26	Bucknell	W	8-7
M31	*at Appalachian State	L	9-14
A1	*at Appalachian State	W	6-2
A1	*at Appalachian State	W	8-2
A4	at Richmond	L	2-5
A5	Oneonta State	W	7-5
A8	*Furman	W	4-3
A8	*Furman	L	3-13 (8)
A11	James Madison	L	1-10
A13	*at The Citadel	L	3-8
A17	at Liberty	L	8-12
A19	Richmond	L	0-5
A21	*East Tenn. State	W	9-2
A21	*East Tenn. State	L	1-10
A22	*East Tenn. State	W	6-5
Southern Conference Tour. (Charleston, S.C.)			
A26	%Appalachian State	L	2-9
A27	%Furman	L	9-10 (10)

1991

2-35-1, 1-15 SoCon

Home: 1-14-1 Away: 1-19 Neutral: 0-2

Coach: Paul Maini

F27	at William & Mary	L	0-4
M1	Bucknell	L	8-12 (8)
M2	Virginia Commonwealth	L	3-11
M6	Radford	T	11-11 (8)
M7	at Virginia	L	5-16
M9	*Marshall	L	1-11
M9	*Marshall	L	2-10
M10	*Marshall	L	0-16
M16	*at Western Carolina	L	2-14
M16	*at Western Carolina	L	1-20
M17	*at Western Carolina	L	2-21
M19	at James Madison	L	0-22
M20	at Richmond	L	8-17
M21	at Bridgewater	L	3-11
M24	*Appalachian State	L	2-17
M24	*Appalachian State	L	6-7
M25	West Chester	W	12-4
M27	at George Mason	L	4-9

M30	*at Furman	L	3-5
M30	*at Furman	L	6-8
A4	at Liberty	L	2-8
A6	*The Citadel	L	1-5
A6	*The Citadel	L	0-9
A7	*The Citadel	L	3-8
A9	James Madison	L	2-19
A10	at Radford	L	8-9
A11	Liberty	L	4-14
A13	*at East Tenn. State	L	3-4
A13	*at East Tenn. State	L	4-10
A14	*at East Tenn. State	W	4-3
A16	Virginia Tech	L	3-12
A17	Richmond	L	4-8
A20	at Wake Forest	L	3-10
A20	at Wake Forest	L	4-8
A21	at Wake Forest	L	2-12
A23	at Virginia Tech	L	1-16

Southern Conference Tournament (Charleston, S.C.)

A25	vs. Western Carolina	L	2-18
A26	vs. Furman	L	3-8

1992

11-39, 4-15 SoCon

Home: 6-15 Away: 4-22 Neutral: 1-2

Coach: Chris Finwood

F14	at Florida State	L	4-10
F15	at Florida State	L	0-20
F16	at Florida State	L	4-5 (10)
F21	Shenandoah	W	7-2
F22	Virginia	L	5-14
F28	Bucknell	L	4-15
F29	at Mary Washington	W	11-6
M1	at George Mason	L	3-6
M2	at Virginia Tech	L	5-16
M5	Holy Cross	W	21-0
M7	*Western Carolina	L	4-7 (7)
M8	*Western Carolina	L	3-8
M8	*Western Carolina	W	6-5
M10	at Old Dominion	L	3-12 (9)
M10	at Old Dominion	L	0-15
M11	at Virginia Wesleyan	W	13-4 (8)
M12	C.W. Post	L	4-12
M14	*at Appalachian State	L	0-2
M14	*at Appalachian State	L	5-6
M15	*at Appalachian State	W	12-8
M17	James Madison	L	5-8
M19	Bridgewater	L	1-10
M21	*Furman	L	3-17
M21	*Furman	L	3-11
M22	*Furman	L	4-7
M24	at Liberty	L	11-12 (10)
M25	Richmond	L	2-16
M26	at Radford	L	2-5
M28	*at The Citadel	L	1-4
M28	*at The Citadel	L	3-5
M29	*at The Citadel	L	0-9
M31	Liberty	W	7-6 (10)
A1	Radford	W	7-6
A2	Virginia Commonwealth	L	2-9
A5	*at East Tenn. State	W	10-8
A5	*at East Tenn. State	L	2-5
A7	at Virginia Commonwealth	L	2-9
A9	at James Madison	L	6-10
A11	*Georgia Southern	W	5-3
A11	*Georgia Southern	L	3-4
A12	*Georgia Southern	L	2-11
A13	at Virginia	L	1-12
A15	at Richmond	L	1-14
A18	*at Marshall	L	1-5
A18	*at Marshall	L	4-6
Southern Conference Tournament (Charleston, S.C.)			
A23	vs. Western Carolina	L	2-3
A24	vs. Furman	W	5-3
A25	vs. East Tenn. State	L	3-20
A29	George Mason	L	1-8

M2	at UNC Greensboro	L	5-6
----	-------------------	---	-----

I-Game Played in Lenoir, N.C.

1993

20-29, 5-15 SoCon

Home: 15-13 Away: 2-13 Neutral: 3-3

Coach: Chris Finwood

F14	at North Carolina A&T	W	8-4
F20	at Duke	W	8-3
F23	at Virginia	L	3-6
F24	Shenandoah	W	11-1
F28	*at Davidson	L	3-8
F28	*at Davidson	L	0-4
M2	at Washington & Lee	W	4-2
M5	Bucknell	W	5-4
M6	*East Tenn. State	L	5-6 (9)
M6	*East Tenn. State	L	2-6
M7	*East Tenn. State	W	6-4
M9	Juniata	W	9-1
M11	at Bridgewater	L	3-5
M15	at N.C. State	L	1-11
M16	&vs. UNC Greensboro	L	4-6
M21	*Georgia Southern	L	6-8
M21	*Georgia Southern	W	8-6
M22	*Georgia Southern	L	6-10
M24	at Richmond	L	2-8
M25	Howard	W	11-2
M27	*at Marshall	L	0-7
M28	*at Marshall	L	2-3
M28	*at Marshall	L	5-12
M31	Mary Washington	L	1-5 (7)
A1	at James Madison	L	2-4 (7)
A3	UNC Greensboro	W	12-5
A4	UNC Greensboro	W	4-3
A4	UNC Greensboro	W	6-3
A7	Old Dominion	L	3-6
A10	*Western Carolina	W	4-3
A10	*Western Carolina	W	7-1
A11	*Western Carolina	L	1-13
A13	William & Mary	W	5-1
A13	William & Mary	L	5-6 (11)
A14	Richmond	L	2-5
A17	*Appalachian State	W	5-1
A17	*Appalachian State	L	1-2
A18	*Appalachian State	L	3-10
A19	Radford	W	8-4
A20	Virginia Commonwealth	L	11-14
A22	Virginia Tech	L	0-6
A24	*at The Citadel	L	2-3
A24	*at The Citadel	L	0-2
A25	*at The Citadel	L	2-3

Southern Conference Tournament (Charleston, S.C.)

A29	vs. Georgia Southern	W	8-0
A30	vs. Davidson	W	15-5
M1	vs. Western Carolina	W	8-4

SoCon Championship Series (Charleston, S.C.)

M2	vs. Western Carolina	L	5-12
M2	vs. Western Carolina	L	1-5

&-Game Played in Raleigh, N.C.

I-Game Played in Boyd Co., Ky.

1994

21-29, 10-13 SoCon

Home: 15-6 Away: 4-20 Neutral: 2-3

Coach: Chris Finwood

F14	at Duke	W	2-1
F17	at UNC Greensboro	L	1-9
F20	Georgetown	W	10-9
F25	Virginia Commonwealth	L	7-9
F26	*Davidson	W	4-0
F26	*Davidson	L	6-9
F27	*Davidson	W	7-6
M5	*at East Tenn. State	W	8-1
M5	*at East Tenn. State	L	2-11
M6	*at East Tenn. State	L	5-14
M11	Davis & Elkins	W	4-0
M12	*Furman	W	8-5

M13	*Furman	W	6-4 (10)
M14	at Virginia Wesleyan	L	4-14
M15	at Old Dominion	L	5-17
M16	at William & Mary	L	3-4 (10)
M17	at Wake Forest	L	8-9
M19	*at Georgia Southern	L	0-4
M19	*at Georgia Southern	L	1-10
M20	*at Georgia Southern	L	0-4
M22	Radford	W	10-1
M23	at James Madison	L	2-17
M25	North Carolina A&T	W	14-4
M26	*Marshall	L	1-8
M26	*Marshall	W	7-1
M30	at Richmond	L	2-6
A4	Liberty	L	7-13
A7	at George Mason	L	4-6
A9	*at Western Carolina	L	3-9
A9	*at Western Carolina	L	1-5
A10	*at Western Carolina	W	3-1
A12	!vs. James Madison	L	7-13
A14	Virginia	W	12-3
A16	*at Appalachian State	L	2-13
A16	*at Appalachian State	L	1-8
A17	*at Appalachian State	W	11-6
A20	at Virginia Commonwealth	L	1-6
A21	at Liberty	L	2-9
A22	Howard	W	11-1
A22	Howard	W	16-4
A23	*The Citadel	L	7-8
A23	*The Citadel	W	8-6
A24	*The Citadel	L	2-6
A25	at Radford	L	4-12
A26	Washington & Lee	W	9-4

Southern Conference Tournament (Charleston, S.C.)

A28	%vs. Georgia Southern	W	6-4
A29	%vs. Marshall	W	6-4
A30	%vs. The Citadel	L	3-4
M1	%vs. Western Carolina	L	1-7

!-Game Played in Staunton, Va.

1995

19-28, 10-14 SoCon

Home: 10-12 Away: 8-10 Neutral: 1-5

Coach: Scott Gines

F10	#vs. South Carolina	L	2-6
F12	#vs. Tennessee	L	4-11
F21	at Virginia Commonwealth	L	6-7 (11)
F24	Bucknell	W	8-7
F25	*East Tenn. State	L	3-5 (15)
F26	*East Tenn. State	W	9-8
F26	*East Tenn. State	W	16-6
F28	at Virginia	L	1-5
M4	*at Furman	L	7-10 (11)
M5	*at Furman	L	6-7
M5	*at Furman	W	7-3
M7	William & Mary	L	2-4
M10	Juniata	W	15-1
M11	*Georgia Southern	L	6-8
M11	*Georgia Southern	L	4-6
M12	*Georgia Southern	L	3-11
M14	at Campbell	L	3-6
M16	at William & Mary	W	8-7
M18	*at Marshall	L	3-7
M18	*at Marshall	W	7-6
M19	*at Marshall	W	6-4
M21	James Madison	L	5-7
M24	West Chester	W	13-5
M25	West Chester	L	2-6
M25	West Chester	W	9-3
M28	at Liberty	W	8-6
A1	*Western Carolina	L	0-1
A1	*Western Carolina	W	2-1
A2	*Western Carolina	L	2-7
A4	Virginia Commonwealth	L	11-13
A5	at Richmond	L	4-7
A6	at James Madison	L	2-9
A8	*Appalachian State	W	12-7

A8	*Appalachian State	W	9-6
A9	*Appalachian State	L	9-11
A13	Virginia	W	6-4
A15	*at The Citadel	L	2-3
A15	*at The Citadel	L	4-7
A16	*at The Citadel	L	1-3
A18	Virginia Tech	L	1-5
A22	*at Davidson	L	10-12
A22	*at Davidson	W	4-1
A23	*at Davidson	W	2-1
A25	Washington & Lee	W	6-1

Southern Conference Tour. (Charleston, S.C.)

A27	vs. Georgia Southern	L	3-4
A28	vs. Appalachian State	W	13-4
A29	vs. East Tenn. State	L	4-8

#-Denotes Game Played at Southern Challenge-Charleston, S.C.

1996

17-29, 7-16 SoCon

Home: 11-6 Away: 3-16 Neutral: 3-7

Coach: Scott Gines

F9	!vs. Old Dominion	L	7-13
F10	!vs. N.C. State	L	3-11
F11	!vs. UNC Greensboro	L	5-6
F17	at Auburn	L	0-14
F17	at Auburn	L	0-6
F18	at Auburn	L	3-14
F25	*Furman	L	3-6
F25	*Furman	L	1-7
F26	*Furman	L	0-2 (5)
M2	*at Georgia Southern	L	6-14
M2	*at Georgia Southern	L	6-16
M3	*at Georgia Southern	L	5-14
M7	Saint Rose	W	12-4
M9	at Elizabethtown	L	0-1
M13	*Marshall	W	5-3
M13	*Marshall	W	6-4
M14	*Marshall	W	9-8
M16	Youngstown State	L	3-10
M18	Youngstown State	L	7-12
M18	Youngstown State	W	7-6
M20	Hartford	W	6-2
M20	Hartford	W	3-2
M23	*at Western Carolina	L	6-8
M23	*at Western Carolina	L	1-3
M24	*at Western Carolina	L	5-13
M27	at William & Mary	L	9-10
M27	at William & Mary	W	2-1
M30	*at Appalachian State	L	11-12 (10)
M30	*at Appalachian State	L	4-6
M31	*at Appalachian State	L	1-7
A3	William & Mary	W	8-4
A3	William & Mary	W	8-3
A6	*The Citadel	L	4-14
A6	*The Citadel	L	1-5
A7	*The Citadel	W	13-5
A13	*Davidson	L	3-11
A14	*Davidson	W	8-4
A14	*Davidson	L	3-9
A17	Bluefield	W	6-5
A21	*at East Tenn. State	W	3-2
A21	*at East Tenn. State	W	5-1
A22	at Virginia	L	4-9

Southern Conference Tournament (Charleston, S.C.)

A25	vs. Western Carolina	W	7-3
A27	vs. East Tenn. State	W	4-2
A27	vs. Georgia Southern	L	2-11
A28	vs. The Citadel	L	5-8

!-Southern Challenge, Charleston, S.C.

1997

13-35, 6-13 SoCon

Home: 8-17 Away: 3-14 Neutral: 2-4

Coach: Scott Gines

F6	at Troy	W	3-2
F7	#vs. Air Force	L	2-3

F8	^vs. Troy	W	4-3
F9	^vs. Air Force	W	6-3
F9	^vs. Troy	L	3-9
F14	at Alabama-Birmingham	L	5-18
F15	at Samford	L	5-17
F16	at Alabama-Birmingham	L	3-16
F22	*Georgia Southern	L	6-21
F22	*Georgia Southern	L	1-5
F23	*Georgia Southern	L	11-15
F27	Liberty	W	9-4
M4	at South Carolina	L	6-16
M5	at South Carolina	L	4-18
M7	Akron	L	3-22
M9	Akron	L	5-8
M9	Akron	L	3-12
M11	Old Dominion	L	5-13
M12	Old Dominion	L	7-19
M15	*Western Carolina	W	17-9
M15	*Western Carolina	W	6-5
M16	*Western Carolina	L	6-13
M20	Hartford	L	9-16 (7)
M22	*Appalachian State	L	10-14
M22	*Appalachian State	W	3-1
M23	*Appalachian State	W	15-11
M25	Virginia	L	3-13
M27	LeMoyne	W	16-10
M29	*at The Citadel	W	11-10 (11)
M29	*at The Citadel	L	3-12
M30	*at The Citadel	L	10-19
A1	Wofford	L	5-6
A2	Wofford	W	9-7
A3	William & Mary	L	5-17
A5	*at Davidson	L	4-5
A5	*at Davidson	W	8-4
A8	at Auburn	L	2-14
A9	at Auburn	L	3-17
A13	*East Tenn. State	L	14-20
A13	*East Tenn. State	L	5-13
A15	at William & Mary	L	5-6
A16	Howard	W	15-5
A16	Howard	L	6-7
A19	*at Furman	L	4-6
A19	*at Furman	L	6-7
A20	*at Furman	L	5-9

Southern Conference Tournament (Charleston, S.C.)

A24	vs. Western Carolina	L	3-4
A25	vs. East Tennessee State	L	3-7

#-Game Played in Troy, Ala.

^--Game Played in Montgomery, Ala.

1998

14-35, 7-17 SoCon

Home: 9-15 Away: 5-20 Neutral: 0-0

Coach: Scott Gines

F14	at Troy	L	8-13
F14	at Troy	L	3-20
F15	at Troy	L	6-18
F21	Bucknell	L	4-15
F21	Bucknell	W	9-8
F22	Bucknell	L	2-3
F24	at Liberty	L	14-15
F25	at Virginia	L	7-13 (8)
F28	Mount St. Mary's	W	11-1 (6)
M1	at Duke	L	4-8
M1	at Duke	L	2-14 (5)
M3	at South Carolina	L	11-14
M4	at South Carolina	L	5-8
M7	Brown	W	10-5
M7	Brown	W	2-0
M7	Brown	L	2-3 (5)
M10	Marshall	W	17-10
M11	Marshall	L	4-6
M12	Marshall	L	2-7
M14	*at Wofford	L	2-16
M14	*at Wofford	W	10-4
M15	*at Wofford	L	4-5
M17	George Washington	W	9-3



All-Time Results

M18	George Washington	L	4-8
M21	*at Georgia Southern	W	7-4
M21	*at Georgia Southern	L	6-7
M22	*at Georgia Southern	L	2-8
M24	Ohio	L	1-5
M25	William & Mary	L	6-14
M26	Maryland-Baltimore County	W	15-5
M28	*at Western Carolina	L	1-25
M28	*at Western Carolina	L	7-8
M29	*at Western Carolina	L	4-11
A1	*UNC Greensboro	L	9-15
A1	*UNC Greensboro	L	2-9
A2	*UNC Greensboro	L	6-20
A4	*at East Tenn. State	L	3-7
A5	*at East Tenn. State	L	3-12
A5	*at East Tenn. State	W	10-2
A7	at Auburn	L	7-19
A11	*Appalachian State	W	12-11 (10)
A11	*Appalachian State	W	4-3 (9)
A12	*Appalachian State	L	5-8
A15	*at Davidson	W	11-0
A15	*at Davidson	L	7-9
A16	*at Davidson	W	10-4
A25	*The Citadel	L	4-8
A25	*The Citadel	L	4-7
A25	*The Citadel	L	6-10

1999

22-27, 13-16 SoCon

Home: 14-10 Away: 8-15 Neutral: 0-2

Coach: Scott Gines

F13	*at College of Charleston	L	2-15
F13	*at College of Charleston	L	4-11
F14	*at College of Charleston	W	9-8
F20	*at Davidson	W	11-5
F21	*at Davidson	W	5-2
F21	*at Davidson	W	10-5
F27	*at Furman	L	2-14
F27	*at Furman	L	2-5
F28	*at Furman	W	7-6
M3	at Richmond	L	7-14 (6)
M5	Mount St. Mary's	W	24-9 (8)
M6	Mount St. Mary's	W	21-5
M7	Mount St. Mary's	W	13-5
M7	Mount St. Mary's	W	6-3
M13	*at The Citadel	L	2-16
M13	*at The Citadel	L	4-17
M14	*at The Citadel	L	4-8
M19	IUPUI	L	4-6
M20	East Tenn. State	W	7-6
M20	IUPUI	W	14-3
M27	*at Appalachian State	L	7-13
M27	*at Appalachian State	W	6-4
M28	*at Appalachian State	L	16-19
M30	Brown	W	12-11
M30	Brown	L	7-11
M31	Brown	L	8-9
A3	*Wofford	W	12-10
A3	*Wofford	W	5-4
A4	*Wofford	W	9-5
A7	Marshall	W	12-10
A7	Marshall	L	4-5
A10	*Georgia Southern	L	3-11
A10	*Georgia Southern	W	13-10
A13	at William & Mary	L	3-9
A17	*East Tenn. State	L	9-16
A17	*East Tenn. State	W	2-1
A17	*East Tenn. State	W	14-7
A20	William & Mary	L	5-12
A24	*Western Carolina	L	5-18
A24	*Western Carolina	L	4-10
A25	*Western Carolina	L	4-7
A30	*at UNC Greensboro	L	1-3
M1	*at UNC Greensboro	W	2-1
M1	*at UNC Greensboro	L	0-7
M11	at Bucknell	L	3-4
M12	at Bucknell	L	3-5
M12	at Bucknell	W	6-1

Southern Conference Tournament (Charleston, S.C.)

M19	College of Charleston	L	4-15
M20	Western Carolina	L	4-8

*- Denotes Southern Conference Game

2000

19-30, 11-19 SoCon

Home: 8-15 Away: 8-14 Neutral: 3-1

Coach: Scott Gines

F11	%Air Force	W	14-7
F12	%Air Force	L	2-7
F12	%Air Force	W	19-8
F13	%Air Force	W	10-9
F19	*at Davidson	L	6-7
F20	*at Davidson	L	5-6
F20	*at Davidson	L	3-11
F26	*at Western Carolina	W	8-3
F26	*at Western Carolina	L	7-11
F27	*at Western Carolina	W	7-6
M3	*at Georgia Southern	L	4-17
M4	*at Georgia Southern	L	7-8
M5	*at Georgia Southern	W	7-5
M6	at Liberty	L	2-9
M11	*at Wofford	L	3-9
M12	*at Wofford	L	13-16
M12	*at Wofford	W	6-5
M18	*Furman	L	18-25
M19	*Furman	W	10-7
M19	*Furman	L	7-8
M22	Howard	W	6-5
M22	Howard	W	9-8
M24	*UNC Greensboro	L	3-16
M25	*UNC Greensboro	L	10-21
M26	*UNC Greensboro	W	10-9
M28	Brown	L	7-16
M28	Brown	W	10-7
M29	Brown	L	6-8
M31	*The Citadel	L	5-13
A1	*The Citadel	W	14-12
A2	*The Citadel	L	1-18 (5)
A4	at Bucknell	L	3-11
A5	at Bucknell	W	8-4
A8	*at East Tenn. State	L	2-5
A9	*at East Tenn. State	W	5-4
A9	*at East Tenn. State	W	9-4
A11	William & Mary	L	12-14
A15	*Appalachian State	L	7-14
A15	*Appalachian State	L	3-8
A16	*Appalachian State	W	7-14
A22	*College of Charleston	L	3-13
A22	*College of Charleston	W	13-8
A23	*College of Charleston	L	5-7
A26	at Marshall	W	4-3
A26	at Marshall	L	12-13
A28	at William & Mary	L	3-5
A28	at William & Mary	L	2-9
A30	Richmond	L	7-17
M2	Liberty	L	7-15

%- Played in Tampa, Fla.

2001

15-32, 8-19 SoCon

Home: 8-15 Away: 6-14 Neutral: 1-3

Coach: Tom Slater

F9	%Air Force	L	3-4
F10	%Air Force	L	7-15
F10	%Air Force	W	7-2
F11	%Air Force	L	1-6
F17	Bucknell	L	10-13
F	Bucknell	L	6-9
F18	Bucknell	W	10-9
F20	at Richmond	L	6-12
F27	Radford	L	3-12
M2	*at The Citadel	L	0-8
M3	*at The Citadel	L	1-8
M4	*at The Citadel	L	2-7

M9	*at UNC Greensboro	L	6-10
M10	*at UNC Greensboro	L	4-13
M11	*at UNC Greensboro	L	9-14
M13	at Virginia Commonwealth	L	0-7
M14	at Norfolk State	W	11-2
M17	Lafayette	W	7-3
M17	Lafayette	W	3-2
M18	Lafayette	W	11-5 (7)
M24	*at Furman	W	5-2
M24	*at Furman	L	4-7
M25	*at Furman	W	6-4
M27	Brown	L	5-10
M28	Brown	W	7-3
A4	at Virginia Tech	L	3-7
A7	*Georgia Southern	L	4-18
A7	*Georgia Southern	L	4-9
A8	*Georgia Southern	L	14-21
A14	*at Appalachian State	L	6-9
A14	*at Appalachian State	W	10-9
A15	*at Appalachian State	L	5-17
A18	at William & Mary	L	1-12 (7)
A21	*Davidson	L	7-8
A22	*Davidson	L	4-17
A22	*Davidson	W	8-2
A24	Richmond	L	4-17
A27	*at College of Charleston	W	6-2
A28	*at College of Charleston	L	1-8
A29	*at College of Charleston	W	7-4
M2	Virginia Commonwealth	L	5-13
M5	*East Tenn. State	L	2-9
M5	*East Tenn. State	L	12-17
M6	*East Tenn. State	W	11-5
M12	*Western Carolina	L	3-5
M12	*Western Carolina	W	15-8
M13	*Western Carolina	L	3-6

%- Played in Tampa, Fla.

2002

10-41, 1-27 SoCon

Home: 8-17; Away: 2-24

Coach: Tom Slater

F8	at Samford	L	1-11
F9	at Samford	L	0-2
F9	at Samford	L	7-11
F15	Coppin State	W	10-0
F16	Coppin State	W	6-2
F19	at Richmond	L	1-9
F23	Howard	W	13-0
F23	Howard	W	11-5
F24	Howard	W	17-0
F26	George Mason	L	4-10
M3	Army	W	5-2
M3	Army	W	4-2
M5	Richmond	L	2-10
M8	*at Georgia Southern	L	0-8
M9	*at Georgia Southern	L	1-13
M10	*at Georgia Southern	L	0-9
M13	at Old Dominion	L	7-8
M16	Lafayette	L	2-3
M16	Lafayette	L	2-9
M23	*at Wofford	L	4-5
M24	*at Wofford	L	3-9
M24	*at Wofford	L	6-7
M29	*UNC Greensboro	L	1-5
M30	*UNC Greensboro	L	1-6
A2	at Coppin State	W	28-0
A3	at Radford	L	1-2
A6	*Furman	L	0-12
A6	*Furman	L	6-9
A7	*Furman	L	5-15
A12	*at East Tenn. State	L	3-8
A13	*at East Tenn. State	L	1-17
A14	*at East Tenn. State	L	3-8
A17	at William & Mary	L	1-9
A20	*Appalachian State	L	6-16
A20	*Appalachian State	L	3-4
A24	at Virginia Commonwealth	L	0-5

A25	Norfolk State	W	7-5
A27	*at Davidson	L	2-12
A27	*at Davidson	L	1-10
A28	*at Davidson	L	6-7
M1	at Virginia Tech	L	5-7
M4	*at Western Carolina	L	0-10
M5	*at Western Carolina	L	2-6
M5	*at Western Carolina	W	7-4
M11	*College of Charleston	L	0-11
M11	*College of Charleston	L	7-9
M12	*College of Charleston	L	5-15
M15	at George Mason	L	5-15
M17	*The Citadel	L	2-12
M17	*The Citadel	L	4-12
M18	*The Citadel	L	5-11

2003

25-27, 16-14 SoCon

Home: 15-5 Away: 8-20 Neutral: 2-2

Coach: Tom Slater

J31	%at Florida State	L	4-12
F1	%at Florida State	L	1-5
F2	at Florida State	L	3-10
F8	at Samford	L	1-2
F8	at Samford	L	1-3
F9	at Samford	W	4-3
F21	at Norfolk State	W	5-0
M4	Radford	L###	1-2
M5	at Richmond	L	8-9
M7	*Davidson	W	6-1
M8	*Davidson	W	7-2
M9	*Davidson	W	9-7
M11	at Elon	L	4-5
M12	at N.C. State	L	4-9
M14	*at East Tenn. State	L	1-2
M15	*at East Tenn. State	W	3-1
M16	*at East Tenn. State	L	0-7
M18	Marist	W	8-4
M22	*Furman	L	1-7
M22	*Furman	W	8-5
M23	*Furman	W	4-3
M26	William & Mary	L	2-13
M28	*at Georgia Southern	L	0-2
M29	*at Georgia Southern	L	6-13
M30	*at Georgia Southern	L	2-3
A2	at Radford	W	11-6
A4	*UNC Greensboro	W	11-4
A5	*UNC Greensboro	L	3-8
A6	*UNC Greensboro	W	7-5
A12	Coppin State	W	16-6
A12	Coppin State	W	15-8
A15	at Virginia Tech	L	4-6
A18	*at Western Carolina	L	3-16
A19	*at Western Carolina	L	7-11
A20	*at Western Carolina	L	9-14
A22	at Virginia Commonwealth	L	0-1
A26	*Wofford	W	5-3
A26	*Wofford	L	5-11
A27	*Wofford	W	10-0
M3	*at Appalachian State	W	6-4
M3	*at Appalachian State	W	10-8
M4	*at Appalachian State	W	11-1
M10	*College of Charleston	L	6-18
M11	*College of Charleston	W	6-5
M12	*College of Charleston	W	5-3
M17	*at The Citadel	L	0-10
M17	*at The Citadel	W	7-6
M18	*at The Citadel	L	1-5

Southern Conference Tournament (Charleston, S.C.)

M21	vs. Georgia Southern	L	4-6
M22	vs. The Citadel	W	2-1
M23	vs. Furman	W	2-1
M24	vs. UNC Greensboro	L	1-10

###-Game Later Forfeited

%-Played in Tampa, Fla.

2004

23-32, 4-20 Big South

Home: 18-12 Away: 5-20

Coach: Marlin Ikenberry

J31	at Florida State	L	7-8
F2	at Florida State	L	1-8
F7	at Mercer	L	0-4
F7	at Mercer	W	12-4
F8	at Mercer	W	6-0
F13	at Stetson	L	1-4
F15	at Stetson	W	19-13
F15	at Stetson	L	7-8
F20	Coppin State	W	17-2
F21	*Coppin State	W	15-5
F22	Coppin State	W	16-3
F28	Lafayette	W	4-3
F28	Lafayette	W	7-6
F29	Lafayette	W	9-5
M3	at Richmond	L	3-6
M5	Norfolk State	W	9-4
M6	Norfolk State	W	7-6
M7	Norfolk State	W	9-8
M12	Binghamton	L	2-11
M13	Binghamton	W	6-2
M14	Binghamton	W	6-2
M17	Richmond	W	3-1
M19	*at Birmingham-Southern	L	4-6
M20	*at Birmingham-Southern	L	2-6
M21	*at Birmingham-Southern	L	3-6
M23	at Old Dominion	L	2-4
M27	Brown	W	12-7
M28	Brown	W	10-9
M28	Brown	L	3-7
M29	Brown	W	10-5
A2	*Radford	L	4-15
A3	*Radford	L	9-13
A4	*Radford	L	4-9
A9	*Coastal Carolina	L	5-8
A10	*Coastal Carolina	L	7-9
A10	*Coastal Carolina	W	4-3
A16	*at UNC Asheville	L	3-11
A17	*at UNC Asheville	L	5-6
A18	*at UNC Asheville	W	7-6
A20	at Virginia Commonwealth	L	4-5
A21	William & Mary	W	6-5
A23	*Winthrop	L	3-14
A24	*Winthrop	W	5-1
A25	*Winthrop	L	1-2
A28	at Virginia Tech	L	0-8
A30	*Charleston Southern	L	1-4
M1	*Charleston Southern	L	6-7
M2	*Charleston Southern	L	6-7
M8	*at High Point	L	4-14
M9	*at High Point	L	2-11
M10	*at High Point	W	10-2
M19	at William & Mary	L	8-13
M22	*at Liberty	L	4-8
M22	*at Liberty	L	4-10
M23	*at Liberty	L	6-7

2005

27-28, 11-13 Big South

Home: 19-8 Away: 8-18 Neutral: 0-2

Coach: Marlin Ikenberry

F4	at Florida State	L	2-8
F5	at Florida State	L	5-6
F6	at Florida State	L	0-15
F12	Hofstra	W	9-8
F12	Hofstra	L	4-5
F13	Hofstra	L	4-21
F18	at Vanderbilt	L	3-4
F19	at Vanderbilt	L	2-5
F23	at Richmond	W	17-7
F26	Coppin State	W	7-6
F26	Coppin State	W	5-4
F27	Coppin State	W	16-6
M6	Navy	W	4-0

M6	Navy	W	18-5
M7	Fairfield	W	20-2
M11	at Auburn	L	4-5
M12	at Auburn	L	0-12
M13	at Auburn	L	3-4
M16	Norfolk State	W	8-3
M18	*UNC Asheville	W	23-0
M19	*UNC Asheville	W	8-7
M20	*UNC Asheville	L	9-13
M22	at Norfolk State	W	7-4
M25	*at #21 Coastal Carolina	L	3-4
M26	*at #21 Coastal Carolina	W	3-2
M26	*at #21 Coastal Carolina	L	1-3
M30	at Virginia	L	1-2
A1	*Birmingham-Southern	L	1-4
A2	*Birmingham-Southern	L	5-6
A3	*Birmingham-Southern	L	3-15
A5	William & Mary	W	8-6
A8	Longwood	W	11-4
A9	Longwood	W	9-1
A10	Longwood	W	9-8
A15	*at Charleston Southern	W	4-1
A16	*at Charleston Southern	W	7-2
A16	*at Charleston Southern	L	0-2
A20	at William & Mary	L	6-12
A23	*at Winthrop	L	0-3
A23	*at Winthrop	L	1-6
A24	*at Winthrop	L	2-5
A27	at Virginia Tech	W	6-2
A30	*Liberty	L	5-9
M1	*Liberty	L	3-12
M1	*Liberty	W	11-9
M11	at Old Dominion	L	2-9
M13	*High Point	W	10-7
M14	*High Point	W	9-2
M15	*High Point	W	5-4
M17	Georgetown	W	16-7
M20	*at Radford	W	6-0
M21	*at Radford	W	5-4
M22	*at Radford	L	5-6

Big South Tournament (Conway, S.C.)

M25	vs. Winthrop	L	1-11
M26	vs. Radford	L	7-8

2006

30-25, 9-15 Big South

Home: 24-8 Away: 6-17

Coach: Marlin Ikenberry

F3	at Auburn	L	0-7
F4	at Auburn	W	8-5
F5	at Auburn	W	10-8
F10	at Mercer	L	5-11
F11	at Mercer	L	4-9
F12	at Mercer	W	5-4
F17	Coppin State	W	21-4
F19	Coppin State	W	10-8
F25	Lafayette	W	7-6
F25	Lafayette	W	5-4
F26	Lafayette	W	8-7
F28	at Richmond	W	6-0
M3	Albany	W	14-2
M4	Albany	W	8-3
M5	Albany	L	13-14
M8	Longwood	W	10-3
M11	Hartford	W	6-5
M11	Hartford	L	6-7
M12	Hartford	W	7-4
M15	Niagara	W	7-3
M17	*Charleston Southern	W	16-1
M18	*Charleston Southern	L	2-3 (10)
M19	*Charleston Southern	W	10-7
M22	Norfolk State	W	3-2 (10)
M26	Brown	W	7-6
M27	Brown	W	7-6
M31	*at Liberty	L	5-8
A1	*at Liberty	L	8-16
A2	*at Liberty	L	7-9



All-Time Results

A5	at Virginia Tech	L	8-9
A7	*at High Point	L	1-5
A8	*at High Point	L	5-6
A9	*at High Point	W	9-2
A12	Richmond	W	15-9
A14	*Radford	W	14-6
A15	*Radford	W	11-4
A15	*Radford	L	7-12
A18	at Virginia	L	0-5
A22	*at Birmingham-Southern	W	13-1
A23	*at Birmingham-Southern	L	2-5
A24	*at Birmingham-Southern	L	3-7
A28	*at UNC Asheville	L	0-9
A29	*at UNC Asheville	L	4-10
A30	*at UNC Asheville	L	5-6
M6	*Coastal Carolina	W	8-2
M8	*Coastal Carolina	L	4-6 (10)
M8	*Coastal Carolina	L	0-2
M10	at Virginia Commonwealth	L	6-8
M12	North Carolina A&T	L	3-6
M13	North Carolina A&T	W	5-4
M13	North Carolina A&T	W	5-0
M17	at James Madison	L	1-2
M19	*#16 Winthrop	L	5-10
M20	*#16 Winthrop	W	10-4
M21	*#16 Winthrop	W	7-3

2007

34-21, 10-11 Big South

Home: 23-7 Away: 11-12

Coach: Marlin Ikenberry

F9	at Florida	W	5-3
F10	at Florida	W	7-4
F11	at Florida	L	0-7
F20	Bucknell	W	10-2
F21	at Richmond	W	2-1
F23	Niagara	L	1-8
F24	Niagara	W	8-4
F27	at #7 Virginia	L	3-5
M2	Rider	W	6-4
M3	Rider	W	9-3
M4	Rider	W	4-1
M6	Norfolk State	W	8-5
M9	Maryland-Eastern Shore	W	3-1
M10	Maryland-Eastern Shore	W	21-0
M11	Maryland-Eastern Shore	W	9-7
M13	at #10 Auburn	W	7-3
M14	at #10 Auburn	L	8-10
M17	*at Charleston Southern	W	7-2
M17	*at Charleston Southern	W	6-4
M18	*at Charleston Southern	W	10-7
M21	at Old Dominion	W	3-1
M23	*at Winthrop	L	2-4
M24	*at Winthrop	L	2-4
M25	*at Winthrop	L	5-9
M27	Virginia Commonwealth	W	5-3
M28	at William & Mary	L	3-4
M30	Savannah State	W	5-4
M31	Savannah State	W	15-2
A1	Savannah State	W	14-0
A3	#3 Virginia	W	5-2
A4	at Virginia Tech	L	6-13
A6	*High Point	W	6-3
A7	*High Point	W	7-6
A7	*High Point	L	3-11
A13	Coppin State	W	13-0
A13	Coppin State	W	10-0
A14	Coppin State	W	11-0
A18	Richmond	W	5-1
A20	*at #20 Coastal Carolina	L	5-7
A21	*at #20 Coastal Carolina	L	1-4
A22	*at #20 Coastal Carolina	L	3-12
A24	at Virginia Commonwealth	W	3-1
A27	*UNC Asheville	W	5-4
A28	*UNC Asheville	L	4-15
A29	*UNC Asheville	W	5-3
M9	Virginia Tech	L	0-9

M11	*at Radford	L	3-4
M12	*at Radford	W	12-9
M13	*at Radford	W	7-5
M15	Old Dominion	L	4-5
M18	*Liberty	L	0-4
M19	*Liberty	W	5-3
M20	*Liberty	L	9-10

Big South Tournament (Rock Hill, S.C.)

M23	vs. Liberty	L	3-4
M24	vs. Coastal Carolina	L	2-4

2008

29-26, 14-7 Big South

Home: 21-14 Away: 8-10 Neutral: 0-2

Coach: Marlin Ikenberry

F23	Lafayette	W	7-1
F23	Lafayette	L	5-7
F24	Lafayette	L	9-11
F29	Binghamton	W	11-4
M1	Binghamton	L	3-4
M1	Binghamton	W	9-7
M2	Central Connecticut State	W	7-2
M6	at Auburn	L	3-9
M7	at Auburn	L	4-6
M8	at Auburn	L	1-10
M9	at Auburn	L	5-6
M11	Old Dominion	L	6-7
M12	at William & Mary	L	3-12
M14	Marshall	L	3-4
M15	Marshall	L	1-5
M16	Marshall	L	2-7
M19	at Norfolk State	W	11-2
M21	*at High Point	W	5-4
M22	*at High Point	W	5-3
M22	*at High Point	W	3-0
M25	William & Mary	W	9-8
M26	at James Madison	L	4-8
M28	*Winthrop	L	3-11
M29	*Winthrop	W	5-4
M30	*Winthrop	L	9-5
A1	Richmond	W	9-5
A2	at Old Dominion	W	7-3
A5	*Radford	W	4-3 (11)
A6	*Radford	W	9-5
A7	*Radford	W	3-2 (16)
A8	VCU	L	3-5
A11	*at UNC Asheville	L	5-8
A12	*at UNC Asheville	W	7-4
A13	*at UNC Asheville	W	10-3
A15	James Madison	W	6-4
A16	Norfolk State	W	10-7
A18	*at Liberty	L	0-8
A19	*at Liberty	W	6-5
A20	*at Liberty	L	1-6
A22	Coppin State	L	5-8
A23	Coppin State	W	13-4
A25	*#15 Coastal Carolina	L	2-5
A27	*#15 Coastal Carolina	W	4-3
A27	*#15 Coastal Carolina	L	1-12
A30	Virginia Tech	W	8-7
M9	Maryland-Eastern Shore	W	21-1
M10	Maryland-Eastern Shore	W	9-1
M11	Maryland-Eastern Shore	W	7-6
M13	at #28 Virginia	L	5-6
M14	Longwood	L	4-6
M16	*Charleston Southern	W	14-3
M17	*Charleston Southern	W	10-2
M18	*Charleston Southern	W	9-7

Big South Tournament (Danville, Va.)

M21	vs. Winthrop	L	2-7
M22	vs. Coastal Carolina	L	1-3

2009

18-35, 10-15 Big South

Home: 11-13 Away: 6-20 Neutral: 1-2

Coach: Marlin Ikenberry

F20	at #1 North Carolina	L	3-13
F21	at #1 North Carolina	L	0-6
F22	at #1 North Carolina	L	3-11
F24	Old Dominion	W	4-3 (11)
F25	at Richmond	L	4-10
F27	Youngstown State	L	6-7
F28	Youngstown State	L	4-9
M4	William & Mary	W	7-4
M6	Rider	W	7-4 (12)
M7	Rider	W	17-11
M7	Rider	L	8-12
M8	Rider	W	12-11
M10	at Norfolk State	W	4-3
M11	at #18 Virginia	L	3-10
M14	*at Presbyterian	W	14-4
M15	*at Presbyterian	W	12-10
M17	at Virginia Tech	L	5-14
M18	at Virginia Tech	L	3-7
M20	*UNC Asheville	W	6-1
M21	*UNC Asheville	W	13-2
M22	*UNC Asheville	L	4-9
M24	Richmond	L	1-2 (11)
M27	*at Charleston Southern	L	5-9 (10)
M29	*at Charleston Southern	W	11-5
M29	*at Charleston Southern	L	2-7
M31	at VCU	L	8-17
A3	*Liberty	W	13-6
A4	*Liberty	L	7-9
A5	*Liberty	L	3-4
A8	VCU	L	3-9
A10	*Gardner-Webb	W	21-3
A11	*Gardner-Webb	L	5-8
A11	*Gardner-Webb	L	4-15
A14	at James Madison	L	2-20
A15	Longwood	L	8-11
A17	*at Radford	L	3-5
A18	*at Radford	L	3-4 (10)
A19	*at Radford	L	4-10
A21	at Old Dominion	L	2-6 (10)
A22	Norfolk State	W	6-5
A24	*at Winthrop	L	10-11
A25	*at Winthrop	W	6-5
A26	*at Winthrop	W	6-5
A28	at William & Mary	L	9-10
A29	James Madison	L	5-8
M9	*at #23 Coastal Carolina	L	7-20
M10	*at #23 Coastal Carolina	L	0-8
M10	*at #23 Coastal Carolina	L	2-4
M14	*High Point	W	13-2
M15	*High Point	L	2-3

Big South Tournament (Asheville, N.C.)

M19	vs. Gardner-Webb	W	13-4
M20	vs. #18 Coastal Carolina	L	4-9
M21	vs. Winthrop	L	4-8

*-Denotes Conference Game

2010

33-22, 14-16 Big South

Home: 21-13 Away: 11-8

Coach: Marlin Ikenberry

F20	Bucknell#	W	9-4
F20	Bucknell#	W	6-5
F21	Bucknell#	W	8-2
F27	Lafayette	W	16-8
F27	Lafayette	W	14-2
F28	Lafayette	W	7-6
M2	at Maryland	W	7-6 (11)
M5	Maryland Eastern Shore	W	18-4
M6	Maryland Eastern Shore	W	20-1
M7	Maryland Eastern Shore	W	8-4
M8	Bryant	L	5-8

M11	La Salle	W	12-8
M13	La Salle	W	5-3
M13	La Salle	W	14-4
M14	La Salle	W	11-1
M16	at The Citadel	W	4-3
M17	at The Citadel	W	12-1
M19	*at High Point	W	5-4
M20	*at High Point	W	5-2
M21	*at High Point	L	14-15
M24	at James Madison	L	13-17
M26	*Charleston Southern	W	13-3
M27	*Charleston Southern	L	0-1
M27	*Charleston Southern	W	7-2
M30	Virginia Tech	L	3-11
A2	*UNC Asheville	W	7-5
A3	*UNC Asheville	W	7-2
A3	*UNC Asheville	W	2-1
A6	Longwood	W	14-1
A7	James Madison	W	3-2
A9	*at Gardner-Webb	W	7-5
A10	*at Gardner-Webb	W	13-6
A11	*at Gardner-Webb	W	16-10
A14	#1 Virginia	W	12-3
A16	*at Liberty	L	9-12
A17	*at Liberty	L	6-9
A18	*at Liberty	L	8-13
A20	VCU	L	4-11
A23	*#7 Coastal Carolina	L	0-7
A24	*#7 Coastal Carolina	L	2-3
A25	*#7 Coastal Carolina	L	2-6
A27	Virginia Tech	L	2-9
A28	at VCU	L	3-7
A30	*Radford	L	2-9
M1	*Radford	L	6-15
M2	*Radford	W	7-5
M14	*Winthrop	L	5-6
M15	*Winthrop	L	2-8
M16	*Winthrop	W	7-5
M20	*Presbyterian	W	10-7
M21	*Presbyterian	L	7-23
M21	*Presbyterian	L	0-6

Big South Tournament (Rock Hill, S.C.)

M25	vs. UNC Asheville	W	7-4
M26	vs. #4 Coastal Carolina	L	2-11
M27	at Winthrop	L	6-11

- Bucknell Games Played at Prince George, Va.

* - Big South Conference Game

2011

27-24-1, 14-13 Big South

Home: 15-9 Away: 10-15-1 Neutral: 2-0

Coach: Marlin Ikenberry

F18	at #10 Florida State	L	0-12
F19	at #10 Florida State	L	2-9
F20	at #10 Florida State	L	0-15
F22	William & Mary	W	4-1
F23	at #10 Virginia	L	3-4
F25	Binghamton	W	5-3
F26	Binghamton	L	1-7
F26	Binghamton	W	2-0 (7)
F27	Binghamton	W	9-2
M1	at Richmond	T	6-6
M4	Bucknell	W	6-5
M5	Bucknell	L	2-4
M5	Bucknell	W	7-3 (7)
M8	at #27 James Madison	W	8-2
M11	vs. New Mexico St.	W	7-2
M12	vs. New Mexico St.	W	5-0
M12	at Oregon State	L	3-13
M13	at Oregon State	L	1-5
M18	*at Winthrop	L	1-2
M19	*at Winthrop	L	6-7 (10)
M20	*at Winthrop	W	10-2
M22	at Longwood	W	5-4
M25	*at Presbyterian Coll.	W	5-2
M27	*at Presbyterian Coll.	W	8-4
M27	*at Presbyterian Coll.	L	4-5
A1	*Gardner-Webb	W	11-8

A2	*Gardner-Webb	L	7-10
A3	*Gardner-Webb	L	10-14
A6	Virginia Tech	L	2-11
A8/9	*at Radford	W	10-7
A10	*at Radford	L	5-6
A10	*at Radford	L	5-14
A13	at William & Mary	W	5-1
A15	*at Charleston Southern	W	11-0
A16	*at Charleston Southern	W	15-12
A17	*at Charleston Southern	W	9-1
A19	at VCU	L	2-4
A22	*Liberty	L	2-3
A23	*Liberty	L	6-8
A23	*Liberty	W	3-1
A26	*James Madison	W	10-4
A29	*at Coastal Carolina	L	2-8
A30	*at Coastal Carolina	L	2-4
M1	*at Coastal Carolina	L	0-5
M11	Longwood	W	12-5
M13	*UNC Asheville	W	9-7
M14	*UNC Asheville	W	15-1
M15	*UNC Asheville	W	10-2
M19	*High Point	L	5-6
M20	*High Point	W	4-0
M21	*High Point	W	17-12

Big South Tournament (Lexington, Va.)

M24	#6 Radford	L	1-3
-----	------------	---	-----

* - Big South Conference Game

2012

16-36, 7-17 Big South

Home: 14-14 Away: 2-20 Neutral: 0-2

Coach: Marlin Ikenberry

F17	at #2 South Carolina	L	1-2
F18	at #2 South Carolina	L	2-3
F18	at #2 South Carolina	L	1-13
F24	vs. Lafayette	W	8-0
F25	vs. Lafayette	L	5-12
F26	vs. Lafayette	L	4-5
F28	at William & Mary	L	2-10
M3	vs. Hartford	W	6-4
M3	vs. Hartford	W	6-5
M4	vs. Hartford	W	9-7
M6	vs. William & Mary	L	2-6
M9	vs. Youngstown State	W	9-4
M10	vs. Youngstown State	W	11-3
M11	vs. Youngstown State	L	2-10
M13	at Old Dominion	L	12-13 (10)
M14	vs. Old Dominion (Hampton, Va.)	L	3-8
M16	at UNC Asheville*	L	4-5 (10)
M17	at UNC Asheville*	L	4-6
M18	at UNC Asheville*	L	5-9
M21	at Virginia	L	3-12
M23	Presbyterian College*	W	10-5
M24	Presbyterian College*	W	5-4
M25	Presbyterian College*	W	10-7
M30	at High Point*	L	3-12
M31	at High Point*	L	0-2
A1	at High Point*	L	2-5
A3	vs. Richmond	W	4-3
A6	vs. Winthrop*	W	10-4
A7	vs. Winthrop*	L	5-6
A7	vs. Winthrop*	L	4-7
A10	at VCU	L	1-18
A11	Longwood	L	6-8
A13	at Coastal Carolina*	L	2-3
A14	at Coastal Carolina*	L	0-3
A15	at Coastal Carolina*	L	2-3
A20	vs. Campbell*	L	4-6
A20	vs. Campbell*	W	3-2
A21	vs. Campbell*	W	8-7
A24	at Longwood	W	6-2
A25	vs. James Madison	L	4-5 (13)
A27	at Gardner-Webb*	L	3-4 (10)
A28	at Gardner-Webb*	L	4-5
A29	at Gardner-Webb*	L	4-6
M1	vs. VCU	L	3-6

M2	at Virginia Tech	L	0-18
M11	vs. Charleston Southern*	W	6-5
M12	vs. Charleston Southern*	L	1-8
M13	vs. Charleston Southern*	L	0-6
M17	vs. VCU	L	2-7
M18	vs. E. Carolina (Richmond, Va.)	L	8-14
M18	at VCU	W	7-6

* - Big South Conference Game

2013

20-35, 6-18 Big South

Home: 13-16 Away: 7-19 Neutral: 0-0

Coach: Marlin Ikenberry

F15	at Alabama	L	3-8
F16	at Alabama	L	5-10
F17	at Alabama	L	4-7
F20	at Richmond	L	4-5
F23	Buffalo	W	6-4
F24	Buffalo	L	3-10
F24	Maryland-Eastern Shore	W	10-1
F25	Maryland-Eastern Shore	W	17-4
F27	Old Dominion	L	5-11
M1	Binghamton	W	3-2
M2	Binghamton	L	7-9 (12)
M3	Binghamton	L	6-11 (7)
M3	Binghamton	W	6-4
M8	at Western Kentucky	L	5-13
M9	at Western Kentucky	L	3-4
M10	at Western Kentucky	L	2-7
M12	at James Madison	L	8-11
M13	at William & Mary	W	6-2
M15	at Radford*	L	4-8
M16	at Radford*	L	3-4 (10)
M16	at Radford*	W	10-4
M19	Norfolk State	W	17-6
M20	Richmond	W	9-5
M22	at Longwood*	W	1-0
M23	at Longwood*	L	3-4
M23	at Longwood*	W	13-1
M26	at Virginia Tech	W	8-0
M29	Coastal Carolina*	L	2-3 (12)
M30	Coastal Carolina*	L	1-6
M30	Coastal Carolina*	W	10-9 (10)
A2	James Madison	W	9-7
A3	at #4 Virginia	L	6-8
A5	VCU	W	6-2
A6	VCU	W	5-4
A7	VCU	L	4-8
A9	William & Mary	W	4-2
A13	at Charleston Southern*	W	4-2 (10)
A13	at Charleston Southern*	L	4-6
A14	at Charleston Southern*	L	4-7
A17	at VCU	L	4-5 (11)
A19	at Campbell*	L	1-2
A20	at Campbell*	L	3-4
A21	at Campbell*	L	1-8
A23	Virginia Tech	L	6-9
A24	at Norfolk State	W	9-4
A26	Liberty*	L	0-4
A27	Liberty*	L	6-11
A27	Liberty*	L	7-13
A30	at Old Dominion	L	3-7
M10/11	Winthrop*	L	1-4
M11	Winthrop*	W	7-0
M12	Winthrop*	L	4-5
M16/17	High Point*	L	2-6
M17	High Point*	L	2-6
M18	High Point*	L	4-6

* - Big South Conference Game



VMI Athletic Communications



Wade Branner

**Associate A.D./
Athletic Communications**

Office: 540-464-7515

Home: 540-463-5033

Email: brannerwh@vmi.edu

Coverage: Football, Basketball,
Radio Network, Video Production



Brad Salois

**Associate Athletic
Comm. Director/
Baseball Contact**

Office: 540-464-7015

Cell: 940-642-9865

Email: saloisbj@vmi.edu

Coverage: Baseball, Indoor Track
and Field, Outdoor Track and
Field, Women's Soccer, Cross
Country, Swimming and Diving,
Football (Secondary), Basketball
(Secondary)



John Stark

**Assistant Athletic
Comm. Director**

Office: 540-464-7514

Cell: 570-809-1946

Email: starkjc@vmi.edu

Coverage: Lacrosse, Wrestling,
Men's Soccer, Women's Water
Polo, Rifle, Baseball (Secondary)

Contact Information

Athletic Department 540-464-7251
Athletic Dept./Baseball Fax 540-464-7790
Athletic Communications Fax 540-464-7583
Press Row Phone 540-463-6725
Baseball Office 540-464-7609
Website www.VMIKeydets.com

Athletic Communications Mailing Address:

VMI Athletic Communications Office
116 Smith Hall
Lexington, VA 24450

Baseball Office Mailing Address:

VMI Baseball Office
243 Cameron Hall
Lexington, VA 24450

The upcoming season promises to be an exciting one and we will do everything we can to keep you up to date on the latest with Keydet baseball. If you have a special request or if we can be of further service to you, please contact Baseball SID Brad Salois (see left).

INTERVIEWS: Head coach Marlin Ikenberry will be available for interviews following all home games. Players will also be available for interviews at that time. Please coordinate any desired interviews through Brad Salois or other SID representative. Both coach and player interviews outside of postgame situations must be coordinated through the VMI Athletic Communications office. Since cadets do not have phones in their rooms, it is virtually impossible to contact a player directly. However, we will be happy to arrange interviews with any player, usually in the afternoons before practice.

PHOTOGRAPHERS: All photographers are asked to shoot from behind the fences behind home plate and down the first and third base lines. Under no circumstances will photographers be allowed into the dugouts or onto the field during a game. We ask for your cooperation in this matter.

CREDENTIALS: Press and photography passes will be supplied to those media outlets covering VMI Baseball. To request credentials, contact Brad Salois (contact info at left). The passes can be mailed out if time allows, or they can be picked up one of the two ticket booths, either down the right-field line or above the press box.

PRESS FACILITIES: As many as eight spaces are available at each game for working members of the media in the press box, located directly behind home plate. As always, statistics and notes will be available prior to each game and a complete box score and play-by-play will be available approximately 10 minutes after the conclusion of each game.

RADIO BROADCAST LINES: Visiting teams wishing to broadcast games from Gray-Minor Stadium are asked to contact VMI Associate A.D./Athletic Communications Wade Branner (540-464-7515) at least two weeks prior to the game.

KEYDETS ON THE WEB: Fans and media are encouraged to follow the team on the VMI athletic home page. Timely information on the diamond Keydets will be available to both media and fans alike. Included are schedules, rosters, stats and the latest notes on the team as well as access to live radio broadcasts. Fans and media can also view a live stats broadcast of most, if not all, of the team's contests. The VMI Keydets can be accessed on the world wide web at www.vmikeydets.com.

BIG SOUTH CONFERENCE: Baseball statistics for all the Big South Conference schools are compiled throughout the season at the conference office in Charlotte, N.C. For up-to-date information, call Mark Simpson at 704-341-7990 or visit the League's website at www.BigSouthSports.com.

ITS VMI, PLEASE: When referring to our athletic teams, it is requested that members of the media refer to this institution as "VMI", or "Virginia Military Institute", not "Virginia Military" or the cryptic "Va. Military". Any help in using the correct moniker would be greatly appreciated.

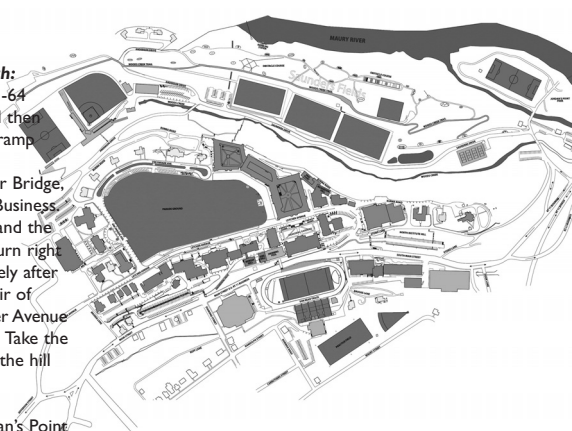
Finding Your Way to Gray-Minor Stadium

From the East, North or South:

Follow I-81 to Exit 191 onto I-64 West. Take Exit 55 off I-64, and then turn left at the top of the exit ramp onto U.S. 11 South.

After crossing the Maury River Bridge, veer to the right onto U.S. 11 Business past Cameron Hall on the left and the VMI campus on the right, and turn right onto Letcher Avenue immediately after U.S. 11 Business splits into a pair of one-way streets. Go up Letcher Avenue and turn left at Parade Avenue. Take the first left and follow road down the hill to Patchin Field.

The bus entrance through Jordan's Point is now open (ALL buses should enter this way) - To reach, proceed on U.S. 11 S across Maury River Bridge. Take an immediate (first) right toward North Post entrance (Moses Mill), then make first left (Saunders) and continue up road to stadium. Address of Gray-Minor Stadium is 300 Anderson Dr.



From the West:

Take Exit 55 off I-64, and turn right at the top of the exit ramp onto U.S. 11 South. Follow U.S. 11 South to the Maury River Bridge, then follow the directions in the second paragraph at left.