



# VMI KEYDETS

[www.vmikeydets.com](http://www.vmikeydets.com)



**PROTECT<sup>®</sup>  
THIS HOUSE.**

**↔ I WILL.**



## 2014 FACT BOOK 2015



# 2014-15 VMI Basketball Fact Book

## QUICK FACTS

Name of School	Virginia Military Institute (VMI)
City/Zip	Lexington, Va. 24450
Founded	1839
Enrollment	1,550
Nickname	Keydets
Mascot	Moe (Kangaroo)
School Colors	Red, Yellow & White
Arena (Capacity)	Cameron Hall (5,000)
Conference	Southern Conference
Superintendent	General J.H. Binford Peay III '62
Athletic Director	Dr. Dave Diles (Ohio '83)
Athletic Department Phone	540-464-7251
Ticket Office Phone	540-464-7266

## PROGRAM HISTORY

First Year of Basketball	1908-09
Overall All-Time Record	859-1430
NCAA Appearances	3
Last NCAA Appearance	1976-77 (Sweet Sixteen)
Last Postseason Result	Collegiansider.Com (CIT) Semifinals, 2013-14 vs. Yale, L 62-75

## COACHING STAFF

Head Coach	Duggar Baucom (Charlotte '95)
Record at VMI	140-140/10th Season
Overall Record	177-159/12th Season
To Reach Coach	Contact SID
Associate Head Coach	Daniel Willis (Lenoir-Rhyne '01)
Assistant Coach	Ben Thompson (Virginia Tech '06)
Assistant Coach	Ryan Mattocks (Duke '11)
Administrative Assistant	Betsey Nicely
Athletic Trainer (Basketball)	Lance Fujiwara

## TEAM INFORMATION

2013-14 Overall Record	22-13
Big South Record/Finish	11-5/2nd - Big South North
Postseason	Lost in CIT Semifinals
Starters Returning/Lost	3/2
Letterwinners Returning/Lost	12/3

## ATHLETIC COMMUNICATIONS

Associate A.D./Athletic Communications (BKB Contact)	Wade Branner
SID Office Phone	540-464-7253
Home Phone	540-463-5033
Email	brannerwh@vmi.edu
Assoc. Athletic Communications Director (Sec. BKB)	Brad Salois
Press Row Phone	540-463-6725
Sports Information Fax	540-464-7583
Mailing Address	116 Smith Hall; Lexington, Va. 24450
Website	www.VMIKeydets.com
Twitter	@VMIATHLETICS

The 2014-15 VMI Basketball Fact Book is a production of the VMI Athletic Communications Office. The publication has been produced to aid the media in covering VMI Basketball during the 2014-15 season.

For additional information, the media may contact the Athletic Communications Office, 116 Smith Hall, Lexington, VA 24450. The office may also be reached via telephone at (540) 464-7253, or via fax at (540) 464-7583.

**Credits:** The 2014-15 VMI Basketball Fact Book was produced by Brad Salois and written and edited by Wade Branner of the VMI Athletic Communications Office. Special assistance by John Stark, who continued to tirelessly format the box scores, and cover by Joel Balthaser.

**Photography:** Andre Studios, VMI Communications & Marketing, Chuck Steenburgh, B.R. Floyd, Kevin Remington and Joel Balthaser.

## Table of Contents

Season Preview	2-3
<b>Coaching Staff</b>	
Head Coach Duggar Baucom	4-5
Associate Head Coach Daniel Willis	6
Assistant Coach Ben Thompson/	
Assistant Coach Ryan Mattocks	7
2014-15 Rosters	8
<b>Player Bios</b>	
Brian Brown	9
Christian Burton	10
Jarid Watson	11
Jordan Weethee	12
Phillip Anglade	13
Tim Marshall	14
Trey Chapman	15
Julian Eleby	16
Craig Hinton	17
QJ Peterson	18
2013 Freshmen	19
Media Information	20
Keydets on the Air	21
2013-14 Statistics	22-27
2013-14 Game Box Scores	28-33
<b>Record Book</b>	
Year-by-Year Records	34-35
Record versus All Opponents	36
Single-Game Records	37-38
Single-Season Records	39-40
Career Records	41-42
Annual Leaders	43
Cameron Hall Records	44
Team Awards	45
Conference History	46-47
Year-by-Year Results	48-56
Letterwinners	57
2014-15 Photo Roster	58

# Season Preview - A Conversation with Coach Baucom

## ABOUT LAST YEAR'S POSTSEASON RUN -

"I was really proud of the guys to play in April which was a first for VMI basketball as well as winning three postseason games. It was totally a team effort. We were certainly led by Rodney Glasgow and D.J. Covington, but other guys stepped up and made plays – Q.J. Peterson, Tim Marshall off the bench, Phillip Anglade was a key to our entire season, and Brian Brown making timely shots. Totally a team effort. We proved that Cameron Hall was a tough place to play starting with the opening weekend of the All-Military Classic. Great crowds and it held throughout the season."

## ABOUT COMING BACK TO THE SOUTHERN CONFERENCE –

"We're excited about it and it's kind of like going home. It's something that I haven't experienced since I've been here at VMI but I did have being at Davidson and Western Carolina. It's changed a little bit with some of the teams moving on with Appalachian State, Davidson, Georgia Southern and Elon, but it's certainly a conference I think we can compete in. There are a lot more like minded schools like ourselves with strong academic and athletic traditions. We're looking forward to it and I think it will be a good move for us."

## ABOUT REPLACING D.J. COVINGTON AND RODNEY GLASGOW -

ers to fill roles. QJ is coming off an awesome year – he was the only freshman last year in the nation to score 35 points and have 15 rebounds in the same game. Quite an accomplishment for a six-foot player. But he has to get to the free throw line more. That's what he didn't do in late season as well as he did in early season – getting to the free throw line and knocking those down. He can create points in volume and we're going to allow him to do that this year. Jordan Weethee had a great summer and he has looked good in workouts so far. He has looked more like the Jordan of freshman year than sophomore year and that's exciting for us. He is one of our leaders and gives us great size and his shooting touch is back and we hope that continues.

### 2014-15 SCHEDULE

NOVEMBER			
14	vs. The Citadel	West Point, N.Y.	5:30 p.m.
15	vs. Army/Air Force	West Point, N.Y.	5:30 p.m./8 p.m.
18	Johnson University	Lexington, Va.	7 p.m.
22	UNC Wilmington	Lexington, Va.	7 p.m.
26	West Virginia - ROOT SPORTS	Charleston, W.Va.	7 p.m.
30	Maryland - ESPN3	College Park, Md.	7 p.m.
DECEMBER			
2	Mid-Atlantic Christian	Lexington, Va.	7 p.m.
4	Samford*	Birmingham, Ala.	7 p.m.
6	Mercer* - ESPN3	Macon, Ga.	4 p.m.
9	Navy	Annapolis, Md.	7 p.m.
13	Marist	Lexington, Va.	1 p.m.
22	Virginia Tech - ESPN3	Blacksburg, Va.	7 p.m.
30	George Washington	Washington, D.C.	7 p.m.
JANUARY			
2	East Tennessee State*	Johnson City, Tenn.	7 p.m.
5	Mercer*	Lexington, Va.	7 p.m.
8	Wofford*	Spartanburg, S.C.	7 p.m.
10	Furman*	Greenville, S.C.	4 p.m.
14	UNCG*	Greensboro, N.C.	7 p.m.
17	East Tennessee State*	Lexington, Va.	1 p.m.
22	Chattanooga*	Chattanooga, Tenn.	7 p.m.
24	The Citadel*	Lexington, Va.	1 p.m.
29	Western Carolina*	Lexington, Va.	7 p.m.
FEBRUARY			
3	UNCG* - ASN	Lexington, Va.	7 p.m.
7	Wofford*	Lexington, Va.	1 p.m.
12	Furman*	Lexington, Va.	7 p.m.
15	The Citadel* - ASN	Charleston, S.C.	5:30 p.m.
21	Western Carolina* - ESPN3	Cullowhee, N.C.	7 p.m.
26	Chattanooga*	Lexington, Va.	7 p.m.
28	Samford*	Lexington, Va.	1 p.m.

March 6 - March 9


SoCon Championship Tournament

\* - Southern Conference Game All Times Eastern -  
All home games and away conference games on SoCon Digital Network  
Other broadcasted games noted

"It's not what I enjoy, especially when you replace 40% of your offense and 50% of your rebounding. This season, we will certainly do it by committee and it won't be by one person. Q.J Peterson had a stellar freshman season and averaged right at 20 points a game and we expect him to do at least that much and more. Brian Brown will have a considerable role and Philip Anglade will have to develop more of a scoring role than just a role player, and we will depend a lot on freshmen and returning play-



Phillip Anglade



Jordan Weethee

**ON POST PLAY AND REBOUNDING –**

“It’s going to be different players doing different things. Certainly it will start with Phillip Anglade but also freshman Fred Iruafemi will have a role as well as Jarid Watson who is a senior and it’s his last go-round. We’ll play small and play Jordan Weethee some at the five without a traditional post presence but expect him to rebound like a post. Our best team here in ‘08-’09 we had a 6-5 post player in Willie Bell, so we’re familiar in paying small. And hopefully teams will have to adjust to us. And then we’ll have to gang rebound to help us on the boards.”

**ON THE FRESHMAN CLASS –**

“Armani Branch brings 6-7 and a lot of length who is a good finisher and good 3-point shoot-


er and will play on the wing for us. We’ll have to get him better laterally defending but he has a great upside. Fred Iruafemi will be manning the post for us and he gets better every day. His confidence level coming in –the college game is kind of new to him- but every day in practice we say Fred is getting better.”

**ON THE 2014-15 SCHEDULE –**

“It starts off with a bang going to West Point and playing The Citadel who we actually play three times this year. Going in as the defending champions is pretty neat but once it’s tipped up, it can be anybody’s. It will be the final year of the All-Military, so it would certainly be nice to go out on a good note there. We’ll have our hands full there. We have some games at Cameron Hall with UNCW and Marist returning games from a few years ago and our “money” games are at Maryland, at Virginia Tech, at George Washington and we play West Virginia in Charleston which will be nice for QJ Peterson to play in his home state.”



**Brian Brown**



**QJ Peterson**

**PERSONNEL BREAKDOWN**

<b>STARTERS RETURNING (3):</b>			<b>‘13-’14 Season Stats - *=Blocks Per Game</b>			
#	Player	Pos.	Ht.	PPG	RPG	APG
3	Brian Brown	G	5-11	6.8	1.9	1.6
22	QJ Peterson	G	6-0	19.0	5.6	2.0
32	Phillip Anglade	F	6-5	3.4	4.3	1.2*
<b>STARTERS LOST (2):</b>			<b>‘13-’14 Season Stats</b>			
1	Rodney Glasgow	G	5-10	18.9	4.0	5.9
24	D.J. Covington	C	6-9	20.1	9.3	3.0*
<b>OTHER RETURNERS (7):</b>			<b>‘13-’14 Season Stats</b>			
4	Christian Burton	G	5-10	2.6	2.0	0.3
15	Trey Chapman	F	6-6	4.0	3.0	0.9
23	Tim Marshall	G	6-3	4.3	1.3	0.7
25	Craig Hinton	F	6-7	2.6	1.9	0.4*
34	Jarid Watson	C	6-8	1.0	1.5	0.5*
35	Julian Eleby	G	6-3	2.6	2.0	0.5
40	Jordan Weethee	F	6-6	6.7	3.7	0.9
<b>NEWCOMERS (2):</b>						
5	Fred Iruafemi	F	6-6			
21	Armani Branch	F	6-6			

\*-Blocks Per Game

# Head Coach Duggar Baucom



**D**uggar Baucom begins his 10th season as head coach of VMI Basketball. Since taking over the program, he has injected a brand of fast-paced, high-scoring hoops that has brought the team success on the court and wide-spread acclaim off the court. During the 2013-14 season, he became the winningest coach in the 100-plus year history of VMI basketball.

The 2013-14 team won 22 games and advanced to the semifinals of the Collegeinsider.com Postseason Tournament after logging wins over Canisius, IPFW, and Ohio before falling to Yale in a nationally televised contest. The postseason tournament appearance was VMI's first in 37 years and the 22 wins tied for the third most in school history. VMI also captured the 2013 All-Military Classic Championship last November for its first regular season tournament title since 1978.

The Keydets have also led the NCAA in scoring for six of the last eight years during Baucom's tenure and VMI also had the nation's leading scorer donning their uniform for two seasons. In addition, the 2008-09 team's 24 wins were the second-most in school history, trailing only the 1976-77 team that advanced to the NCAA Tournament's "Sweet 16", and VMI's second-place finish in the Big South was easily its best since joining the circuit in 2003-04.

Since transitioning to the current offensive system, the VMI record books and undergone a major facelift as over 80 school individual, team and facility records been rewritten in the Baucom era. The VMI head man has earned multiple contract extensions during his time in Lexington, and has proved himself worthy of such by leading his team to three conference tournament finals and becoming the winningest coach in Keydet basketball history.

In 2012-13, VMI saw Stan Okoye win Big South Player of the Year honors to pace its squad, the first VMI player to ever win Big South laurels.

2011-12 saw the Keydets produce perhaps their most stunning Big South Tournament run, a push that included wins over Radford (at Cameron Hall), Winthrop and Coastal Carolina, the latter coming just days after Coastal defeated VMI by 17 on the Keydets' senior day at Cameron Hall. The Winthrop victory put a #7 VMI team into the conference finals. The senior class from the 2011-12 squad finished its career with 69 wins, making it the winningest such VMI basketball class in some three decades.

The previous season saw the Keydets win 18 games and advance to the second round of the Big South Championship. Those wins included a first round tournament win over Winthrop, VMI's second home conference tournament win in three years after not having hosted a postseason game in the 31 years prior. Senior Austin Kenon graduated as the Institute's all-time leading three-point shooter, and the #5 scorer in program history as well.

One of Baucom's high points was the 2008-09 breakthrough campaign, which began with a win that was described by renowned author John Feinstein as "pretty high on the all-time stunners list". VMI entered the hallowed halls of Rupp Arena and walked away with a historic, 111-103 win over Kentucky in



front of a silenced crowd of 22,579. That victory kick-started an unforgettable campaign that saw the Keydets profiled in Sports Illustrated, ESPN The Magazine and the New York Times, along with several other major media outlets, all while winning 10 more games than the previous season and advancing to the program's second Big South Championship Final in three seasons. The season saw Baucom honored as the 2009 National Association of Basketball Coaches (NABC) District 3 Coach of the Year, while he was also among 10 finalists for the Hugh Durham Award, given annually to the nation's top mid-major coach.

The Keydets' investment in the high-octane approach paid immediate dividends when Baucom and staff rolled out the strategy two weeks before the 2006-07 season opener. The results were astounding. Using an up-tempo system for most of the season, the Keydets won the most games (14) in nine years and advanced to the championship game of the Big South Tournament. The Keydets also set new NCAA season marks in three-pointers, both made and attempted, 3-pointers made per game and steals.

VMI was declared the 2006-07 stat champion in four team categories and two individual categories. The Keydets ranked first in Division I in scoring offense (100.9 PPG), three point field goals (13.4) made per game, assists per game (14.8), and steals per game (13.4).

Individually, junior forward Reggie Williams was declared the scoring champion in Division I after averaging 28.1 points per game. Sophomore guard Travis Holmes captured the steals per game statistical championship with 3.4 per game.

Records fell in bunches that season as well, as by season's end, nearly 75 records ranging from the VMI school annals to opponent facility marks had fresh ink on them.

During the campaign, Baucom's program garnered national recognition for their astounding offensive numbers as media outlets from all across the country wanted to tell the story. The New York Times, ESPN.com and Sports Illustrated.com were just some of the national outlets who featured Keydet basketball.

By leading VMI to the Big South Finals where they fell to eventual champion Winthrop by a slim three-point margin, Baucom guided the Keydets to a conference championship game setting for the first time since 1988.

Baucom became the 29th head basketball coach of the Virginia Military Institute on April 12, 2005, bringing impressive credentials from Tusculum College in Greenville, Tennessee, where he directed the NCAA Division II Pioneers to back-to-back winning seasons including a conference regular season and conference tournament championship. In two seasons at Tusculum, Baucom compiled a mark of 37-19. In 2004-05, the Pioneers finished 18-11 on the year to post their fourth straight winning season. Tusculum caught fire in the postseason as the Pioneers won their first Food Lion South Atlantic Conference Tournament title, while earning the program's first-ever NCAA Tournament berth. Tusculum


## BAUCOM QUICK HITS

**PERSONAL:**

**Name:** Duggar Baucom  
**Hometown:** Charlotte, N.C.  
**Education:** UNC Charlotte '95  
**Son:** Travis - UNC Wilmington '07

**PROFESSIONAL EXPERIENCE:**

**Head Coach - Virginia Military Institute, Lexington, Va. (2005-Pres.)**  
 Head Coach - Tusculum College, Greenville, Tenn. (2003-05)  
 Assistant Coach - Western Carolina, Cullowhee, N.C. (2000-03)  
 Assistant Coach - Northwestern State, Natchitoches, La. (1998-99)  
 Assistant Coach - Mars Hill College, Mars Hill, N.C. (1996-98)  
 Assistant Coach - Davidson College, Davidson, N.C. (1995-96)  
 Head Coach - Charlotte Royals (AAU) (1992-95)  
 Varsity Coach - North Mecklenburg High School, Charlotte, N.C. (1991-95)  
 Junior Varsity Coach - North Mecklenburg High School, Charlotte, N.C. (1987-1991)



was eliminated in the South Atlantic Regional quarterfinals, falling 91-88 in overtime to top-seeded and No. 3 Bowie State University.

While at Tusculum, Baucom mentored three All-South Atlantic Conference selections in Brad Hawks (2003-04, 2004-05), Drew Harmon (2003-04) and Greg McIntosh (2004-05). Baucom was named Tusculum's head coach in August, 2003, and guided the squad in his debut season to a 19-8 record while capturing TC's first-ever South Atlantic Conference Men's Basketball Championship. It was also Tusculum's best basketball record since the Pioneers became a NCAA Division II member. Baucom was named 2004 South Atlantic Conference Coach of the Year.

Baucom was well familiar with VMI basketball prior to his arrival, having served as an assistant at two Southern Conference schools when the Keydets competed in the SoCon. He made his collegiate coaching debut in 1995-96 at Davidson College where he served as an assistant coach with the Wildcats. Davidson had a banner season posting a 25-5 tally sheet while claiming a Southern Conference championship with a 14-0 league mark. The Wildcats were ranked fourth in the nation in scoring margin (+15.0) as they advanced to the National Invitational Tournament.

Baucom also served three seasons as an assistant coach at SoCon member Western Carolina University. While at the Cullowhee, N.C. school, he directed the Catamounts' recruiting efforts and landed several top players including guard Kevin Martin, who was a 2004 first round draft pick of the Sacramento Kings.

Baucom also served as an assistant coach at Northwestern (La.) State in 1998-99 where he implemented a skill development program for perimeter players while directing scouting and coordination of recruiting visits for the Demons. He served the prior three seasons (1996-98) at Mars Hill College where

he held a variety of duties including scouting, film exchange, recruiting coordination and the development of Mars Hill's strength and conditioning program.

The Charlotte, N.C. native has over 20 years basketball coaching experience on the collegiate and scholastic level. He started his career as a junior varsity coach at North Mecklenburg High School in Charlotte, N.C. He was later promoted to the varsity coaching staff in 1991 and served in that capacity until 1995 when he left prep coaching for the collegiate ranks. While a prep coach, he also served as head coach of the Amateur Athletic Union's Charlotte Royals from 1992-95, which included his team advancing to the AAU National Tournament.



# Associate Head Coach Daniel Willis



Daniel Willis, who has coached under Duggar Baucom for 11 seasons, begins his 10th season on the VMI staff. Willis spent his first two seasons at the Institute as an assistant coach before being promoted to associate head coach prior to the 2007-08 campaign.

Willis was instrumental in installing the up-tempo style of play the Keydets have employed since 2007, a style that produced the nation's leading scoring team three years running, three appearances in the conference finals and a two-time national scoring champion (Reggie Williams).

Thrown into the fire in his first season at the Institute, Willis filled in admirably for Baucom in 2005-06 when the head coach was sidelined for seven games in January. Willis guided the Keydets to conference wins over Coastal Carolina and Liberty.

"Daniel has worked very hard and has great ownership of this program," offered VMI head coach Duggar Baucom. "I have been fortunate to have him by my side for the last several years. He is going to be a great head coach in the near future."

Willis previously coached with Baucom at Tusculum, and played a key role in the Pioneers' memorable run in 2004-05. Tusculum finished 18-11 on the year to post its fourth straight winning season and the Pioneers caught fire in the postseason - winning their first South Atlantic Conference Tournament title while earning the program's first-ever NCAA Tournament berth.

Willis handled a wide array of duties as Baucom's right-hand man at Tusculum. Willis served as the program's recruiting coordinator, prepared scouting reports and game strategies for every game, organized budget including travel, recruiting, and purchasing, and coordinated and instructing player development sessions. Willis also monitored the team's academic progress and was the summer and fall camp director.

Willis graduated from Lenoir-Rhyne College in Hickory, N.C. in 2001 with a B.S. in Sports Management and minor in Business Administration. He is the South Atlantic Conference's all-time leading scorer, and was a consensus All-American guard at Lenoir-Rhyne College, where he recorded 1,980 points with the Bears from 1997-01. Willis also worked with fellow Lenoir-Rhyne alumnus and Hickory native Rick Barnes at the University of Texas for three summers.

Prior to his stint at Tusculum, Willis previously served as an assistant coach for three seasons at Southern Conference member Western Carolina University and faced VMI when the Keydets were members of the SoCon. Baucom and Willis served together on the WCU coaching staff as assistants from 2001-03. Willis spent his first two seasons at the Cullowhee, N.C. school as a graduate assistant coach while earning a master's degree, then moved to full-time status on the Catamount staff in 2003-04.

Willis, a native of Hickory, N.C., garnered All-American honors at Lenoir-Rhyne in 2000-01 from three different organizations, including National Association of Basketball Coaches/NCAA Division II All-American Second Team, Daktronics/NCAA II All-American Second Team and the Lutheran Brotherhood College All-American First Team. He averaged a SAC record 24.4 points per game that season, which was third best in the nation that year. He was named SAC Player of the Year, SAC Male Athlete of the Year and Lenoir-Rhyne Athlete of the Year. Willis, a three-time All-SAC performer, also holds conference records in points in a season (660), career free throws made (543), free throws made in a season (195), career free throw attempts (684) and free throw attempts in a season (241).

Willis married the former Tiffany Myers in May of 2010, and their first child, daughter Lexi, was born in 2012.



## THE WILLIS FILE

### **PERSONAL:**

**Name:** Daniel Willis

**Hometown:** Hickory, N.C.

**Education:** Lenoir-Rhyne '01

### **PROFESSIONAL EXPERIENCE:**

Associate Head Coach

VMI, Lexington, Va. (2007-present)

Assistant Coach

VMI, Lexington, Va. (2005-07)

Assistant Coach

Tusculum College, Greenville, Tenn. (2004-05)

Assistant Coach

Western Carolina University, Cullowhee, N.C. (2003-04)

Graduate Assistant Coach

Western Carolina University, Cullowhee, N.C. (2001-03)



## Coaching Staff



### Ben THOMPSON

ASSISTANT COACH  
FIRST SEASON  
VIRGINIA TECH '06

On May 22, 2014, Virginia Military Institute head coach Duggar Baucom announced that Ben Thompson had been hired as assistant basketball coach.

Thompson came to VMI from UNC Pembroke where he has been part of the Braves coaching staff under Ben Miller for the past three seasons.

Thompson replaced Jason Allison, who accepted an assistant coaching position at Appalachian State in April after nine years on the VMI staff as an assistant coach and later associate coach-recruiting coordinator.

While at UNCP, Thompson was part of a staff that produced back-to-back winning seasons in 2011-12 and 2012-13 – the first time that feat had been accomplished in more than 20 years in program history. The Braves posted notable statistical achievement over that time include a fifth place finish nationally in rebounding margin in 2012-13 as well as averaging among the top 20 teams in scoring offense (81.2 points/game.)

Thompson also played an active role in promoting and marketing the UNCP basketball program and was a driving force in the establishment of the team's first Midnight Madness in 2011-12 as the Braves led the Peach Belt Conference in attendance that season.

Thompson also served as video coordinator and assistant to the head coach of his alma mater Virginia Tech in 2010-11. He served in assisting in-game and practice preparation, travel operations, and coordinated on-campus recruiting visits as well as being director of the Virginia Tech summer basketball camps. That season, the Hokies topped then No. 1 ranked Duke, 64-60, at Cassell Coliseum in Blacksburg.


Thompson also served the 2009-10 campaign as an assistant coach at Saint Leo (Fla.) College which competed in the Division II Sunshine State Conference. While at Saint Leo, Thompson coached All-SSC forward Jordan Paris as well as All-Freshman guard Dominick Robinson and was instrumental in the recruitment and signing of 2010-11 SSC Freshman of the Year Nate Johnson.

Thompson also brings Southern Conference experience to the VMI staff as he was the Director of Basketball Operation at UNC Greensboro during the 2008-09 season. He handled the Spartans team travel, film exchange, budgeting, video logging as well as directing the program's summer camps. He also assisted with UNCG in-game and practice preparation, scouting reports, player development, and academic advising.

A 2006 graduate of Virginia Tech where he earned a bachelor's degree in interdisciplinary studies along with minors in residential property management and leadership, Thompson later earned a master's degree in education with a specialization in sports promotion from Virginia Tech in 2007. While he was an undergraduate at Tech, Thompson spent time as an assistant coach at Blacksburg High School.

Thompson began his collegiate coaching career at Virginia Tech where he served as a graduate assistant coach and co-video coordinator in both the 2006-07 and 2007-08 seasons.

Thompson lettered in seven sports at Saint Paul High School in Saint Paul, Virginia and was a three-year starter and two-year captain in basketball while playing for his father, Rick.



### Ryan MATTOCKS

ASSISTANT COACH  
THIRD SEASON  
DUKE '11

Assistant coach Ryan Mattocks begins his third year at the Institute in 2013-14. His primary duties include assisting the staff with practice and game preparation, scouting, recruiting, and player development. Mattocks also coordinates team travel and oversees study hall during the academic year.

"We are very pleased to have Ryan join our VMI basketball family," said Baucom. "He brings a tremendous amount of energy and enthusiasm to our program. His work ethic and skill set are a perfect fit for us."

A native of Roanoke, Va., Mattocks joined the program after graduating from Duke University in December of 2011 with a BA in History. He served as a student-manager for the Blue Devil men's team for the '98-'99 campaign while rooming with NBA journeyman Corey Maggette (Charlotte Bobcats). Mattocks also volunteered in the basketball office during the 2000-2001 season which saw Duke capture its third National Championship under legendary coach Mike Krzyzewski. During his time in the program, he worked hands-on with five future NBA lottery picks.

Mattocks served as an assistant coach at the high school level in North Carolina for five years, including stints at Apex ('07-'11) and Southern Durham ('06-'07). During that span his teams earned NCHSAA State Playoff nods each year. He helped guide the 2008 Apex team to the Eastern Regional Championship before going down in the State Finals.

Prior to his high school coaching experience, Mattocks found success as the head man at various levels, including leading his Raleigh Elite team to State Championships (AAU and USBA).

Most recently writing columns for renowned outlets MaxPreps.com, nbadraft.net, and Phenom Hoop Report, Mattocks brings tremendous passion and energy to Coach Baucom's staff. He is single and resides in Lexington.

# 2014-15 ROSTERS

## ROSTER BREAKDOWN

### BY CLASS

#### Seniors- 3

Brian Brown  
Christian Burton  
Jarid Watson

#### Juniors- 3

Phillip Anglade  
Tim Marshall  
Jordan Weethee (Redshirt)

#### Sophomores- 4

Trey Chapman  
Julian Eleby  
Craig Hinton  
QJ Peterson

#### Freshmen- 2

Armani Branch  
Fred Iruafemi

### BY STATE

#### North Carolina- 5

Brian Brown (Kings Mountain)  
Trey Chapman (Greensboro)  
Julian Eleby (Fayetteville)  
Fred Iruafemi (Raleigh)  
Jordan Weethee (Greensboro)

#### Virginia- 3

Armani Branch (Hampton)  
Christian Burton (Virginia Beach)  
Tim Marshall (Virginia Beach)

#### Maryland- 1

Jarid Watson (Burtonsville)

#### New York - 1

Phillip Anglade (Long Island)

#### West Virginia - 1

QJ Peterson (Hedgesville)

## PRONUNCIATION GUIDE

Phillip **Anglade** - ANN-glade  
Fred **Iruafemi** - eer - AH - feh - me  
**Jarid** Watson - Jared  
Jordan **Weethee** - Weeth-e  
**Duggar** Baucom- Rhymes with sugar

## NUMERICAL

#	Player	Pos.	Ht.	Wt.	Cl.	Hometown/High School (Previous School)
3	Brian Brown	G	5-11	185	Sr.	Kings Mountain, N.C./Kings Mountain
4	Christian Burton	G	5-11	180	Sr.	Virginia Beach, Va./Kellam
5	Fred Iruafemi	F	6-6	205	Fr.	Raleigh, N.C./Middle Creek
15	Trey Chapman	F	6-6	205	So.	Greensboro, N.C./Wesleyan Christian
21	Armani Branch	F	6-6	205	Fr.	Hampton, Va./Genesis Academy
22	QJ Peterson	G	6-0	190	So.	Hedgesville, W.Va./Hedgesville (Massanutten Mil.)
23	Tim Marshall	G	6-3	195	Jr.	Virginia Beach, Va./Landstown
25	Craig Hinton	F	6-7	195	So.	Winston-Salem, N.C./East Forsyth
32	Phillip Anglade	F	6-5	210	Jr.	Long Island, N.Y./Davidson Day School
34	Jarid Watson	C	6-8	225	Sr.	Burtonsville, Md./Springbrook
35	Julian Eleby	G	6-3	190	So.	Fayetteville, N.C./Village Christian (Fork Union)
40	Jordan Weethee	F	6-6	210	R-Jr.	Greensboro, N.C./High Point Christian

## ALPHABETICAL

#	Player	Pos.	Ht.	Wt.	Cl.	Hometown/High School (Previous School)
32	Phillip Anglade	F	6-5	210	Jr.	Long Island, N.Y./Davidson Day School
21	Armani Branch	F	6-6	205	Fr.	Hampton, Va./Genesis Academy
3	Brian Brown	G	5-11	185	Sr.	Kings Mountain, N.C./Kings Mountain
4	Christian Burton	G	5-11	180	Sr.	Virginia Beach, Va./Kellam
15	Trey Chapman	F	6-6	205	So.	Greensboro, N.C./Wesleyan Christian
35	Julian Eleby	G	6-3	190	So.	Fayetteville, N.C./Village Christian (Fork Union)
25	Craig Hinton	F	6-7	195	So.	Winston-Salem, N.C./East Forsyth
5	Fred Iruafemi	F	6-6	205	Fr.	Raleigh, N.C./Middle Creek
23	Tim Marshall	G	6-3	195	Jr.	Virginia Beach, Va./Landstown
22	QJ Peterson	G	6-0	190	So.	Hedgesville, W.Va./Hedgesville (Massanutten Mil.)
34	Jarid Watson	C	6-8	225	Sr.	Burtonsville, Md./Springbrook
40	Jordan Weethee	F	6-6	210	R-Jr.	Greensboro, N.C./High Point Christian

### Head Coach-

Duggar Baucom (UNC Charlotte '95); 10th season

### Associate Head Coach-

Daniel Willis (Lenoir-Rhyne '01); 10th season

### Assistant Coach

Ben Thompson (Virginia Tech '06); First season

### Assistant Coach-

Ryan Mattocks (Duke '11), Third season



# Player Bios



## #3 Brian Brown

Senior ♦ G ♦ 5-11, 185  
Kings Mountain, N.C.  
Kings Mountain

### THREE-YEAR LETTERMAN/CIVIL ENGINEERING MAJOR

Three-year letterman and returning starter will be counted on for perimeter point production...has been a barometer for team performance throughout his career as team has fed off his shooting hot streaks...will be asked to play more point guard this season and is working hard to develop in that role...will give the team steady leadership.

**2013-14:** Played in 33 of 35 games with 25 starts...missed the Clemson and Washington College games with injury...ranked fourth on the team in scoring (6.8)...saw scoring average dip slightly from previous year...had nine double figures scoring games with a season-high 22 points against Gardner-Webb in 4 OT win...averaged 15.8 points over a four game stretch that ran through mid-February...nailed a season-high six 3-pointers against Gardner-Webb and hit five treys against Virginia University - Lynchburg...hit 82% of his free throws which was second on the team in percentage from the line...nailed four of eight shots including two key 3-pointers to spark comeback CIT win at Ohio...had a season-high four steals in the season opener against The Citadel...canned five of six from the floor including three beyond the arc in a 14-point game at Campbell January 18.

**2012-13:** Played in all 31 games with 29 starts at shooting guard...ranked fourth on the team in scoring with an 8.5 points per game average... averaged 9.2 points in conference games...hit double figures 15 times on the year...started the season with 20 and 22 points games over the first three contests...ranked fifth in the Big South in 3 pt. Percentage (37%) and sixth in 3-pt. goals per game (2.29) drained 7 of 14 three-pointers in the season opener against The Citadel and added five treys against Central Penn Nov. 13 and Morgan State Dec. 1...had four or more three-point goals in eight games during the year...only went to the line 19 times, but hit 16 attempts for an 84% free throw percentage...had season-high seven rebounds in tournament game against Charleston Southern...scored 16 points and went 4 from 8 from 3-point range in win over Elon November 24.

**2011-12:** Played in 22 games all in reserve...lettered for the first time...scored a career-high 15 points at Gardner-Webb when he hit six of 11 shots and three of seven beyond the arc in 34 minutes played...scored six points against Milligan Dec. 10 including two treys...had four points at Charleston Southern Dec. 3 and went 2-of-3 from the field...scored five points at Longwood Dec. 12.

**HIGH SCHOOL:** Averaged 22.3 points per game his senior season and pulled down 8.4 rebounds per game...also averaged 3.0 assists and 3.2 steals per game in 2010-11 while scoring 25 or more points in eight games...averaged 19.7 points per game as a junior with 6.1 rebounds, and 3.0 assists...shot 53 percent from the field in 2009-10, including 36 percent from 3-point range.




### Top Career Performances

- Points** - 22 (2x), Last at Gardner-Webb, 2/5/14
- 3-Pointers** - 7, at The Citadel, 11/10/12
- Rebounds** - 7, vs. Charleston Southern, 3/9/13
- Assists** - 4 (2x), Last vs. High Point, 1/22/14
- Steals** - 4, vs. The Citadel, 11/8/13

### Brown's Career Numbers

YEAR	G-GS	MIN-AVG	FG-FGA	PCT	3 PT			REB	AVG	AST	TO	BLK	STL	PF-DQ	PTS	AVG	
					FG-FGA	PCT	FT-FTA										PCT
11-12	22-0	156-7.1	13-43	.302	7-32	.219	0-0	.000	16	0.7	5	7	0	3	12-0	33	1.5
12-13	31-29	806-26.0	89-233	.382	71-192	.382	16-19	.842	65	2.1	32	24	0	19	44-0	265	8.5
13-14	33-25	824-25.0	78-204	.382	50-152	.329	19-23	.826	63	1.9	55	28	0	18	58-1	225	6.8
<b>Totals</b>	<b>86-54</b>	<b>1786-20.8</b>	<b>180-480</b>	<b>.375</b>	<b>128-376</b>	<b>.340</b>	<b>35-42</b>	<b>.833</b>	<b>144</b>	<b>1.7</b>	<b>92</b>	<b>59</b>	<b>0</b>	<b>40</b>	<b>114-1</b>	<b>523</b>	<b>6.1</b>



## #4 Christian Burton

Senior ♦ G ♦ 5-11, 180

Virginia Beach, Va.

Kellam

### THREE-YEAR LETTERMAN/ECONOMICS AND BUSINESS MAJOR

Veteran who always makes a positive contribution and will give depth in the back-court...has shown the ability to hit the outside shot...will help the Keydet perimeter game...willing to help the team in any role asked.

**2013-14:** Played in 10 games...lettered for the third time...played a season-high 20 minutes against Washington College and scored a season-high 12 points...was 3-of-6 from the field and 5-of-6 from the line against Washington College...scored six points in 11 minutes against Bluefield State.

**2012-13:** Played in 13 games all in reserve...played a season-high 15 minutes at Marist... shot 27% (5-18) from 3-point range...scored in six games including a season-high six points against Virginia University of Lynchburg...had four points including a 3-pointer in the BracketBusters game at Marist...pulled down two rebounds each against Virginia-University-Lynchburg, Shenandoah, and Marist...hit a 3-pointer against West Virginia in his only shot attempt against the Mountaineers.

**2011-12:** Limited to six early season games because of injury sustained in early January which forced him to the sidelines for the rest of the year...scored his first college point at Charleston Southern Dec. 3...scored a season-high five points against Milligan and hit both shots from the field...logged steals against both Charleston Southern and Milligan...hit two of three free throws on the season.

**HIGH SCHOOL:** Averaged 11 points per game, three rebounds and three assists senior year at Kellam HS...All-Beach District...graduated with 3.67 GPA...National Honor Society...Historian of HS Monogram Club... father is a submariner, and Christian is pursuing a commission in the Marine Corps.



### Top Career Performances

- Points** - 12, vs. Washington College, 1/4/14
- 3-Pointers** - 2, vs. Va. University of Lynchburg, 12/3/12
- Rebounds** - 3, vs. Shenandoah, 1/2/13
- Blocked Shots** - 1, vs. Bridgewater, 11/20/13
- Assists** - 2, vs. Va. University of Lynchburg, 12/3/12
- Steals** - 2, vs. Va. University of Lynchburg, 12/3/12

### Burton's Career Numbers

YEAR	G-GS	MIN-AVG	FG-FGA	PCT	3 PT		FT-FTA	PCT	REB	AVG	AST	TO	BLK	STL	PF-DQ	PTS	AVG
					FG-FGA	PCT											
11-12	6-0	11-1.8	2-3	.667	0-1	.000	2-3	.667	2	0.3	0	4	0	2	0-0	6	1.0
12-13	13-0	62-4.8	7-21	.333	5-18	.278	1-7	.143	10	0.8	4	2	0	2	10-0	20	1.5
13-14	10-0	56-5.6	6-15	.400	2-9	.222	6-8	.750	3	0.3	3	5	1	3	6-0	20	2.0
<b>Totals</b>	<b>29-0</b>	<b>129-4.4</b>	<b>15-39</b>	<b>.385</b>	<b>7-28</b>	<b>.250</b>	<b>9-18</b>	<b>.500</b>	<b>15</b>	<b>0.5</b>	<b>7</b>	<b>11</b>	<b>1</b>	<b>7</b>	<b>16-0</b>	<b>46</b>	<b>1.6</b>



# #34 Jarid Watson

Senior ♦ C ♦ 6-8, 225  
Burtonsville, Md.  
Springbrook

### THREE-YEAR LETTERMAN/BIOLOGY MAJOR

Will be counted on for more production to help the inside game...has shown flashes of brilliant and explosive post play that will be needed on a more consistent basis this season...gives the post play an athletic presence...needed for more minutes this year after a limited role the last two seasons.

**2013-14:** Appeared in 31 of 35 games all in a reserve role...grabbed seven rebounds in season-opening win against The Citadel in the All-Military Classic...scored a season-high six points against The Citadel and East Carolina where he hit all three shots from the floor ...grabbed five rebounds in seven minutes played in BSC tournament win over Gardner-Webb...had 16 blocks on the season including three against Liberty Jan. 11...lettered for the third time.

**2012-13:** Played in 21 games averaging 5.1 minutes per game...reached double figures once with 10 points against Shenandoah when he hit five of seven shots from the floor and played a season-high 14 minutes...was three for three from the field against Longwood Feb. 6...blocked two shots against Central Penn Nov. 13.

**2011-12:** Played in 27 games and started six contests with five coming late in the season...scored a season-high eight points at UNC Asheville Jan. 5 when he hit all four field goal attempts...pulled down a season-high seven rebounds against Gardner-Webb February 11 and six rebounds against Milligan December 10 and Liberty February 14...shot 53.1% on the season...logged 18 blocks including a season-high four rejections in the BracketBusters game against William & Mary February 18.

**HIGH SCHOOL:** Averaged 12.0 points and 8.0 rebounds and averaged 3.0 blocks per game as a senior...scored in double figures in 12 games in 2010-11 and twice scored a season-high 18 points on a team that posted 22 wins...high school team won two 3A Maryland State Championships during his 3-year varsity career...also played AAU basketball with current Keydet point guard Rodney Glasgow.




### Top Career Performances

**Points** - 8, at UNC Asheville, 1/5/12  
**Rebounds** - 7 (2x), Last vs. The Citadel, 11/8/13  
**Blocked Shots** - 4, vs. William & Mary, 2/18/12  
**Assists** - 2, vs. Alice Lloyd, 11/15/11  
**Steals** - 2, vs. Washington College, 1/4/14

### Watson's Career Numbers

YEAR	G-GS	MIN-AVG	FG-FGA	PCT	3 PT		FT-FTA	PCT	REB	AVG	AST	TO	BLK	STL	PF-DQ	PTS	AVG
					FG-FGA	PCT											
11-12	27-6	245-9.1	17-32	.531	0-0	.000	6-15	.400	61	2.3	7	9	18	4	33-0	40	1.5
12-13	21-0	107-5.1	13-23	.565	0-0	.000	7-15	.467	27	1.3	6	10	5	2	15-0	33	1.6
13-14	31-0	177-5.7	13-29	.448	0-0	.000	6-12	.500	47	1.5	1	2	16	8	37-0	32	1.0
<b>Totals</b>	<b>79-6</b>	<b>529-6.7</b>	<b>43-84</b>	<b>.512</b>	<b>0-0</b>	<b>.000</b>	<b>19-42</b>	<b>.452</b>	<b>135</b>	<b>1.7</b>	<b>14</b>	<b>21</b>	<b>39</b>	<b>14</b>	<b>85-0</b>	<b>105</b>	<b>1.3</b>



# #40 Jordan Weethee

R-Junior ♦ F ♦ 6-6, 210  
Greensboro, N.C.  
High Point Christian

## ONE-YEAR LETTERMAN/PSYCHOLOGY MAJOR

Returned to action last season after a medical redshirt year for knee surgery...showed flashes of his freshman year form but is looking to recapture that on a more consistent basis this year...can be a deadly shooter from the wing and perimeter and has the ability to take over the game with his outside touch...has been both a starter and reserve in his career...will be needed to average in double figures scoring this year to help offense...looking to improve 3-point percentage from last year.

**2013-14:** Started the season strong averaging 9.0 points and 11.0 rebounds in the All-Military Classic and had SportsCenter's #1 play of the day with a dramatic dunk in the season opening win against The Citadel when he also had a double-double (10 points, 11 rebounds)...scored a season-high 20 points against Bluefield State after hit a perfect six-of-six in 3 pointers...scored in double figures in 12 games last year...had four games of 10 or more rebounds including a career-high 14 points at Campbell when he also had six offensive rebounds...averaged 12.0 points and shot 4-of-6 beyond the arc during a three-game conference stretch in February...scored 11 points in tournament win against Gardner-Webb...had six games of three or more 3-pointers...connected on six of 10 from the floor in a 15-point performance at East Carolina December 19.

**2012-13:** Missed the season due to injury.

**2011-12:** Played in 33 games all in a reserve role and averaged nearly 15 minutes a game while finishing fifth on the team in scoring with a 6.6 points per game average...shot an astounding 9 of 13 from 3-point range in the Big South tournament to help propel VMI to the finals including five treys in win over Coastal Carolina in quarterfinals...scored a season-high 19 points at Longwood...pulled down a season-high five rebounds against Liberty and Milligan...hit double figures 10 times on the year including 15 points in his college debut against The Citadel Nov. 11...hit five three-pointers against Alice Lloyd on November 15...led the team in 3-point shooting percentage with a 40.3% mark.

**HIGH SCHOOL:** Averaged 17.9 points per game in 2010-11 with 9.3 rebounds and 2.0 assists...scored a career-high 36 points and also made nine three-pointers in one game against Charlotte Christian...completed his high school career with over 1,500 points and 75 three-point goals...Weethee played for Coach Brandon Clifford and helped his team to 18 wins during his senior year.



## Top Career Performances

- Points** - 20, vs. Bluefield State, 11/16/13
- 3-Point FG Made** - 6, vs. Bluefield State, 11/16/13
- Rebounds** - 14, at Campbell, 1/18/14
- Blocked Shots** - 2 (3x), Last at Clemson, 12/30/13
- Assists** - 4, vs. Wright State, 12/7/13
- Steals** - 3 (2x), Last vs. Radford, 2/22/14

## Weethee's Career Numbers

YEAR	G-GS	MIN-AVG	FG-FGA	PCT	3 PT		FT-FTA	PCT	REB	AVG	AST	TO	BLK	STL	PF-DQ	PTS	AVG
					FG-FGA	PCT											
11-12	33-0	485-14.7	76-178	.427	50-124	.403	17-21	.810	71	2.2	26	30	3	8	49-0	219	6.6
12-13	<b>DID NOT PLAY - INJURY</b>																
13-14	35-12	636-18.2	85-215	.395	35-127	.276	29-44	.659	131	3.7	30	23	13	16	65-1	234	6.7
<b>Totals</b>	<b>68-12</b>	<b>1121-16.5</b>	<b>161-393</b>	<b>.410</b>	<b>85-251</b>	<b>.339</b>	<b>46-65</b>	<b>.708</b>	<b>202</b>	<b>3.0</b>	<b>56</b>	<b>53</b>	<b>16</b>	<b>24</b>	<b>114-1</b>	<b>453</b>	<b>6.7</b>



## #32 Phillip Anglade

Junior ♦ F ♦ 6-5, 210  
 Long Island, N.Y.  
 Davidson Day School

### TWO-YEAR LETTERMAN/ECONOMICS AND BUSINESS MAJOR

Will be a leader at the post position...returning starter who will give the Keydets strength and experience in post play...will be counted on for more of a scoring role...hard worker who leads by example.

**2013-14:** Was inserted in the starting lineup at midseason in January and VMI went 14-6 when he served that role...averaged 4.3 rebounds which was third on the team...his 41 blocks was second only to D.J. Covington's team leading 106 rejections...shot 54% from the floor which was second on the team...scored a season-high 13 points against Virginia-University of Lynchburg and 12 points against Washington College...snagged double-figure rebounds in three games including 13 against Virginia University-Lynchburg and 10 each at Gardner-Webb and versus Campbell...grabbed five or more rebounds in 17 of 35 games...blocked a season-high eight shots which tied the season most by a Big South player last year...blocked four shots at Campbell January 18.

**2013-14:** Played in all 31 games with five starts...started five consecutive games in February (Radford, Longwood, UNC Asheville, Radford, Campbell) and hit 12 of 14 shots from the floor in that role...played most of the year with an injured hand which affected his shooting especially from the line... averaged 2.9 points and 2.9 rebounds...shot 55% from the floor (38-68)...amassed a season-high 11 rebounds against Army Nov. 11 in the All-Military Classic...pulled down five or more rebounds in seven games...scored season-high eight points against Shenandoah January 2 when he hit all four shots from the floor...scored as season-high 9 points against Virginia University of Lynchburg...had seven rebounds against both Morgan State Dec. 1 and Longwood Feb. 6...blocked two shots at Radford.

**HIGH SCHOOL:** Helped lead Davidson Day to NCISAA 2A title game, received Most Outstanding Player award after averaging 13 points and 11.9 rebounds...2012 All-State...MVP of 2011 Augusta Christian Tournament and 2011 S.P.A.A. Tournament...All-Tournament for All-Stars Holiday Classic and Charlotte Sports Commission Hardwood Classic.




### Top Career Performances

- Points** - 13, vs. Va. University of Lynchburg, 12/9/13
- Rebounds** - 13, vs. Va. University of Lynchburg, 12/9/13
- Blocked Shots** - 8, vs. Va. University of Lynchburg, 12/9/13
- Assists** - 2, vs. Va. University of Lynchburg, 12/9/13
- Steals** - 4 (2x), Last vs. Washington College, 1/4/14

### Anglade's Career Numbers

YEAR	G-GS	MIN-AVG	FG-FGA	PCT	3 PT			FT-FTA	PCT	REB	AVG	AST	TO	BLK	STL	PF-DQ	PTS	AVG
					FG-FGA	PCT	PCT											
12-13	31-5	403-13.0	38-68	.559	0-0	.000	15-35	.429	89	2.9	1	9	18	14	41-0	91	2.9	
13-14	35-20	537-15.3	53-97	.546	0-0	.000	12-38	.316	149	4.3	11	13	41	25	87-5	118	3.4	
<b>Totals</b>	<b>66-25</b>	<b>940-14.2</b>	<b>91-165</b>	<b>.552</b>	<b>0-0</b>	<b>.000</b>	<b>27-73</b>	<b>.370</b>	<b>238</b>	<b>3.6</b>	<b>12</b>	<b>22</b>	<b>59</b>	<b>39</b>	<b>128-5</b>	<b>209</b>	<b>3.2</b>	



## #23 Tim Marshall

Junior ♦ G ♦ 6-3, 195  
Virginia Beach, Va.  
Landstown

### TWO-YEAR LETTERMAN/ECONOMICS AND BUSINESS MAJOR

Will be a key contributor in the outside shooting game...will be needed for more point production and should see playing time increase...has one of the purest outside shots and has improved range and consistency...will give depth to the shooting guard role.

**2013-14:** Played a key role in VMI's late-season stretch run through the CIT...hit double figures in four of the last eight regular season games and averaged 10.2 points in those games...shot 34% from three-point range which was second only to Rodney Glasgow's 39%...scored a season-high 19 points against Washington College and was 4-of-7 from long range...also hit four 3-pointers in a 15-point outing at High Point...scored 10 and 12 points in CIT wins over Canisius and IPFW... had 16 of his 30 total three-pointers over the last eight games of the year.

**2012-13:** Played in all 31 games his freshman year and averaged 15.3 points per game...ranked fifth on the team in scoring averaging 6.5 points per game...reached double figures scoring in five of the first 12 games the season...converted eight of 10 free throws on his way to a season-high 18 points against Campbell February 16...also tallied 18 points against Shenandoah January 2 when he nailed a season-high five 3-pointers in six attempts... hit four of seven trays in a 14-point outing at George Washington...scored in double figures in three consecutive conference games in January (High Point, Gardner-Webb, Radford) averaging 11.8 points and shooting 35% from 3-point range...converted four three-point goals at Charleston Southern Feb. 21 on his way to a 15-point night...had six games of at least four 3-point goals.

**HIGH SCHOOL:** Averaged 14.6 points and 5.3 rebounds as a senior...First Team All-Beach District and All-Tidewater Honorable Mention...hit 57 three-point field goals...team won Beach District.



### Top Career Performances

**Points** - 19, vs. Washington College, 1/4/14

**3-Pointers** - 4 (2x), Last at High Point, 2/26/14


**Rebounds** - 4 (2x), Last at Canisius, 3/18/14

**Assists** - 3 (2x), Last vs. Gardner-Webb, 3/7/14

**Steals** - 2 (2x), Last vs. Bluefield State, 11/16/13

### Marshall's Career Numbers

YEAR	G-GS	MIN-AVG	FG-FGA	PCT	3 PT			FT-FTA	PCT	REB	AVG	AST	TO	BLK	STL	PF-DQ	PTS	AVG
					FG-FGA	PCT	PCT											
12-13	31-1	474-15.3	66-199	.332	48-157	.306	21-29	.724	43	1.4	14	25	0	17	45-0	201	6.5	
13-14	34-0	332-9.8	48-127	.378	30-86	.349	21-36	.583	44	1.3	24	14	0	16	47-0	147	4.3	
<b>Totals</b>	<b>65-1</b>	<b>806-12.4</b>	<b>114-326</b>	<b>.350</b>	<b>78-243</b>	<b>.321</b>	<b>42-65</b>	<b>.646</b>	<b>87</b>	<b>1.3</b>	<b>38</b>	<b>39</b>	<b>0</b>	<b>33</b>	<b>92-0</b>	<b>348</b>	<b>5.4</b>	



# #15 Trey Chapman

Sophomore ♦ F ♦ 6-6, 205  
Greensboro, N.C.  
Wesleyan Christian

**ONE-YEAR LETTERMAN/MECHANICAL ENGINEERING MAJOR**

Raises the team energy level when on the court...has been a spark to several rallies in his early college career...can manufacture around the basket and grab the key rebound...runs the floor well in up-tempo system...will be counted on for more scoring and should see playing time increase...a top defender on the team.

**2013-14:** Played in all 35 games and was a key contributor off the bench averaging 17.2 minutes a contest...was one of the first players off the bench but did make three starts against Clemson, Washington College, and Longwood... hit double-figures scoring three times including 16 points against William & Mary Nov. 27, 11 points against East Carolina Dec. 19, and 10 points against Charleston Southern February 8...had five or more rebounds in nine games...grabbed a season-high six rebounds against Virginia-University of Lynchburg and Radford January 15...was 3-of 3 in three-point shots against East Carolina Dec. 19...converted five of six free throws at Charleston Southern February 8.

**HIGH SCHOOL:** Played at independent school power house Wesleyan Christian Academy (Greensboro, N.C.) coached by Keith Gatlin...started prep career at Greensboro Day.




**Top Career Performances**

- Points** - 16, at William & Mary, 11/27/13
- 3-Pointers** - 3, at East Carolina, 12/19/13
- Rebounds** - 6 (3x), Last at High Point, 2/26/14
- Blocked Shots** - 2, at William & Mary, 11/27/13
- Assists** - 5, at Canisius, 3/18/14
- Steals** - 2 (3x), Last at High Point, 2/26/14

**Chapman's Career Numbers**

YEAR	G-GS	MIN-AVG	FG-FGA	PCT	3 PT		FT-FTA	PCT	REB	AVG	AST	TO	BLK	STL	PF-DQ	PTS	AVG
					FG-FGA	PCT											
13-14	35-3	603-17.2	42-131	.321	9-44	.205	48-74	.649	106	3.0	31	31	13	14	66-1	141	4.0
<b>Totals</b>	<b>35-3</b>	<b>603-17.2</b>	<b>42-131</b>	<b>.321</b>	<b>9-44</b>	<b>.205</b>	<b>48-74</b>	<b>.649</b>	<b>106</b>	<b>3.0</b>	<b>31</b>	<b>31</b>	<b>13</b>	<b>14</b>	<b>66-1</b>	<b>141</b>	<b>4.0</b>



## #35 Julian Eleby

Sophomore ♦ G ♦ 6-3, 190  
 Fayetteville, N.C.  
 Village Christian (Fork Union)

### ONE-YEAR LETTERMAN/PSYCHOLOGY MAJOR

Freshman who saw substantial playing time and should make more contributions his sophomore year...gives the perimeter another 3-point shooting threat...plays a lot bigger than size and can fight for the tough rebound...adapted well to the up-tempo style of play...shot the ball well from the free throw line in his first season.

**2013-14:** Played in 25 games averaging 8.1 minutes per game his freshman year...hit 16 of 20 free throws (80%) on the season...scored in four straight games early season averaging just over 8.0 points during that stretch...scored back-to-back double figure games early in the season against Wake Forest (11 points) and Bridgewater College (10 points) and went 8-of-9 from the line during that stretch...scored nine points against Presbyterian College including 2 of 4 beyond the arc Jan. 31...gathered a season-high seven rebounds against Washington College January 4 while playing a season-high 22 minutes... also tabbed six boards against Bluefield State and Bridgewater.

**HIGH SCHOOL:** Scored 1,154 points and had 610 rebounds over two seasons at Village Christian to become the school's all-time leader in both categories...helped lead his team to a 27-7 record his senior year and was named All-Conference...was named Cape Fear Independent Conference Player of the Year his junior...hit eight three pointers in a game his senior year.




### Top Career Performances

- Points** - 11, at Wake Forest, 11/12/13
- 3-Pointers** - 2 (2x), Last vs. Presbyterian, 1/31/14
- Rebounds** - 7, vs. Washington College, 1/4/14
- Blocked Shots** - 2, vs. Virginia Univ. of Lynchburg, 12/9/13
- Assists** - 2, vs. Washington College, 1/4/14
- Steals** - 3, vs. Bluefield State, 11/16/13

### Eleby's Career Numbers

YEAR	G-GS	MIN-AVG	FG-FGA	PCT	3 PT			FT-FTA	PCT	REB	AVG	AST	TO	BLK	STL	PF-DQ	PTS	AVG
					FG-FGA	PCT	PCT											
13-14	25-1	203-8.1	20-58	.345	8-32	.250	16-20	.800	50	2.0	12	16	7	11	12-0	64	2.6	
<b>Totals</b>	<b>25-1</b>	<b>203-8.1</b>	<b>20-58</b>	<b>.345</b>	<b>8-32</b>	<b>.250</b>	<b>16-20</b>	<b>.800</b>	<b>50</b>	<b>2.0</b>	<b>12</b>	<b>16</b>	<b>7</b>	<b>11</b>	<b>12-0</b>	<b>64</b>	<b>2.6</b>	



## #25 Craig Hinton

Sophomore ♦ F ♦ 6-7, 195  
Winston-Salem, N.C.  
East Forsyth

### ONE-YEAR LETTERMAN/ECONOMICS AND BUSINESS MAJOR

Showed promise as a potential scoring option who can be active on the boards and court... saw substantial playing time as a frontline reserve and also made several starts...can hit the 3-pointer...will give the front line an athletic presence...looking forward to a full year after being sidelined parttime by injut his freshman season.

**2013-14:** Played in 24 games with eight starts and averaged 8.7 minutes a game as a freshman...started the first six games of the season before a foot injury sidelined him for over a month...returned to action at Radford January 15 and made another start against Campbell the next contest before coming off the bench as a top reserve the rest of the season...hit double-figures scoring once with a season-high 13 points against Virginia Tech when he hit four of five shots from the floor and three-of-four beyond the arc...grabbed a season-high seven rebounds against PC January 31...hit both shots from the floor and scored seven points in CIT win over IPFW...shot 31% (12-38) from the 3-point line.

**HIGH SCHOOL:** Averaged 17.0 points, 10.1 rebounds, and shot 59.7% from the floor and was named all-conference...averaged 15 points and 10 rebounds with two blocks per game his junior year for East Forsyth coached by Mike Muse.




### Top Career Performances

- Points** - 13, at Virginia Tech, 11/18/13
- 3-Pointers** - 2 (2x), Last at UNC Asheville, 1/28/14
- Rebounds** - 7, vs. Presbyterian, 1/31/14
- Blocked Shots** - 3, vs. High Point, 1/22/14
- Assists** - 2, at Longwood, 3/1/14
- Steals** - 1 (2x), Last vs. Air Force, 11/9/13

### Hinton's Career Numbers

YEAR	G-GS	MIN-AVG	FG-FGA	PCT	3 PT		FT-FTA	PCT	REB	AVG	AST	TO	BLK	STL	PF-DQ	PTS	AVG
					FG-FGA	PCT											
13-14	24-8	209-8.7	20-61	.328	12-38	.316	10-15	.667	46	1.9	5	9	9	2	26-0	62	2.6
<b>Totals</b>	<b>24-8</b>	<b>209-8.7</b>	<b>20-61</b>	<b>.328</b>	<b>12-38</b>	<b>.316</b>	<b>10-15</b>	<b>.667</b>	<b>46</b>	<b>1.9</b>	<b>5</b>	<b>9</b>	<b>9</b>	<b>2</b>	<b>26-0</b>	<b>62</b>	<b>2.6</b>



## #22 QJ Peterson

Sophomore ♦ G ♦ 6-0, 190  
Hedgesville, W.Va.  
Hedgesville (Massanutten  
Military Academy)

### ONE-YEAR LETTERMAN/ENGLISH MAJOR

Prolific scorer who will be counted on for point production in 14-15...also a key contributor on the boards who will play a big role in that aspect again this season...could contend for all-conference honors...has the ability to take over a game with offensive and defensive skills...will try to get more to the line on a regular basis...a returning starter in the backcourt.

**2013-14:** Named 2013-14 State Rookie of the Year in Virginia as selected by the league sports information directors...voted to Big South All-Freshman squad...ranked second in the Big South in freshman scoring (19.0)...led all Big South freshmen in rebounding (5.6)...ranked 3rd in BSC in steals (1.69), 8th in 3-pointers/game.(2.23)... ranked 14th in the BSC in Free throw percentage (.758)...was the nation's only freshman in a game last year to score 35 points and grab 15 rebounds in a game (Asheville, Jan. 28)...Named BSC Freshman-of-the Week three times...BSC Player of the Week Feb. 3...Was voted All-Military Tourney MVP after scoring 25 points against The Citadel in the season opener and 19 points in the championship game against Air Force...three games of 30+ points including season-high 37 points , 15 rebounds against Asheville and 30 points against Longwood...15 games of 20+points...three double-doubles...6 games of 4 steals...scored 28 points against Canisius and 25 points against IPFW in first two rounds of the CIT...hit a season-high seven three-pointers against Presbyterian and six 3-pointers against IPFW in the second round of the CIT.

**HIGH SCHOOL:** Played on the Massanutten Military Academy Prep team coached by Chad Myers in 2013-14... averaged 21 points per game, six rebounds, and four assists per game at Hedgesville High School his senior year of 2011-12 under coach Kelly Church...athletic combo guard.




### Top Career Performances

- Points** - 38, vs. Bridgewater, 11/20/13
- 3-Pointers** - 7, vs. Presbyterian, 1/31/14
- Rebounds** - 15, at UNC Asheville, 1/28/14
- Blocked Shots** - 2, vs. Bridgewater, 11/20/13
- Assists** - 6, at East Carolina, 12/19/13
- Steals** - 5, at Coastal Carolina, 3/8/14

### Peterson's Career Numbers

YEAR	G-GS	MIN-AVG	FG-FGA	PCT	3 PT FG-FGA	PCT	FT-FTA	PCT	REB	AVG	AST	TO	BLK	STL	PF-DQ	PTS	AVG
13-14	35-35	1152-32.9	218-549	.397	78-244	.320	150-198	.758	196	5.6	72	76	12	59	81-0	664	19.0
<b>Totals</b>	<b>35-35</b>	<b>1152-32.9</b>	<b>218-549</b>	<b>.397</b>	<b>78-244</b>	<b>.320</b>	<b>150-198</b>	<b>.758</b>	<b>196</b>	<b>5.6</b>	<b>72</b>	<b>76</b>	<b>12</b>	<b>59</b>	<b>81-0</b>	<b>664</b>	<b>19.0</b>



## #21 Armani Branch

Freshman ♦ F ♦ 6-6, 205  
Hampton, Va.  
Genesis Academy

**HIGH SCHOOL:** Posted numbers of 14.4 points, 7.1 rebounds, 2.0 steals, and shot 58% from the floor as a senior...posted an impressive double-double with 12 points and 12 rebounds in the Bull City Classic Championship over Hillside (Durham, N.C) on November 30 and hit six of seven shots from the floor in the contest while also having three assists, three steals, and three blocks in the tournament final...other top Branch performances included 25 points and 8 rebounds against Quality Education Academy on December 17 and 23 points and 11 rebounds versus Charis Prep on January 24.



## #5 Fred Iruafemi

Freshman ♦ F ♦ 6-6, 205  
Raleigh, N.C.  
Middle Creek

**HIGH SCHOOL:** First Team All-Conference selection...led team in points per game (12.8), rebounds (10.4), blocks (5.0), assists (2.5), and steals (1.8)...school's all-time shot blocker with 264 rejections and ranks second in career rebounds per game (8.2), second in career field goal shooting (55%) and fourth in overall rebounds...notched first triple-double in school history with 20 points, 15 rebounds, and 12 blocks against Garner...tallied 19 points, 12 rebounds, and four blocks in handing eventual State Champion Apex their only loss in 19 games after January 1...established a new Middle Creek single game record with 14 blocks in a second round state playoff game against Durham Jordan and set a new single season mark with 132 blocks.



Above and Below: VMI fans and the Corps celebrate the All-Military Classic title at Cameron Hall.



Above: QJ Peterson takes a shot during VMI's final Big South Tournament game.  
Below: VMI gets ready for a 2013-14 contest.



# Media Information

The 2014-15 season promises to be an exciting one and we will do everything we can to keep you up to date on the latest with Keydet basketball. If you have a special request or if we can be of further service to you, please don't hesitate to contact us.

**WORKING MEDIA:** Press and photography passes and parking permits will be supplied to those media outlets regularly covering VMI basketball well in advance of the season. Note that former parking locations may not be valid due to ongoing construction on Post.

All others are requested to call this office far enough in advance so the tickets can be mailed. Passes may also be left at will call at the Cameron Hall ticket office.

**PRESS ROW:** All media, both radio networks, and the statistical crew are situated on the east side of the court. Wireless internet access is available for media members on press row.

**RADIO:** Two telephone lines are already installed for the official visiting station, and a trade-out agreement is desirable. If additional lines are needed, contact VMI Athletic Communications.

**GAME INFORMATION:** All media covering VMI games will be provided updated statistics on both teams, rosters, and game notes which will include updated conference standings when applicable. Pizza, chocolate chip cookies and drinks will be provided prior to the game.

**AFTER THE GAME:** A complete statistical package with play-by-play will be available as soon after the game as possible. Both locker rooms are located on the left and right at the bottom of the ramp at the north end of the arena floor. Coaches will be interviewed outside their respective locker rooms and VMI

players will be brought out upon request (contact VMI Athletic Communications staff on press row).

**INTERVIEWS:** All player and staff interviews must be arranged through the VMI Athletic Communications Office.

**DIRECTIONS TO CAMERON HALL:** Most of our annual visitors know how to get to the Keydet home arena, but for those who have never visited the city of Lexington, take note:

**From the East, North, or South:** Follow I-81 to Exit 188 B toward Lexington (U.S. 60 west). Follow U.S. 60 west to Nelson Street into town. Turn right at the intersection of Nelson and Main Streets. Follow Main Street .5 mile to the arena on the right.

**From the West:** Follow I-64 east to Exit 55 (U.S. 11) and head south toward Lexington. Follow U.S. 11 toward Lexington for .5 mile. Stay to the right across the Maury River Bridge and follow U.S. 11 Business for .3 mile. Cameron Hall will be on your left.

**KEYDETS ON THE WEB:** Fans and media are encouraged to follow the team on the VMI athletic home page. Timely information on the basketball Keydets will be available to both media and fans alike. The VMI Keydets can be accessed on the world wide web at [www.VMIKeydets.com](http://www.VMIKeydets.com).

**ITS VMI, PLEASE:** When referring to our athletic team, it is requested that members of the media refer to this institution as "VMI", or "Virginia Military Institute", not "Virginia Military" or the cryptic "Va. Military". Any help in using the correct moniker would be greatly appreciated. In addition, please do not edit the red, white and yellow colors of the VMI logo traditionally provided.



## VMI ATHLETIC COMMUNICATIONS



**Wade Branner**  
**Assoc. AD/Athletic Comm.**  
**Basketball Contact**  
**Office:** 540-464-7515  
**Cell:** 540-319-1271  
**Email:** [brannerwh@vmi.edu](mailto:brannerwh@vmi.edu)  
**Coverage:** Football, Basketball, Radio Network, Video Production



**Brad Salois**  
**Associate Athletic**  
**Communications Director**  
**Office:** 540-464-7015  
**Cell:** 940-642-9865  
**Email:** [saloisbj@vmi.edu](mailto:saloisbj@vmi.edu)  
**Coverage:** Baseball, Indoor/Outdoor Track and Field, Cross Country, Women's Soccer, Swimming and

Diving - Secondary Contact for Basketball and Football



**John Stark**  
**Assistant Athletic**  
**Communications Director**  
**Office:** 540-464-7514  
**Cell:** 570-809-1946  
**Email:** [starkjc@vmi.edu](mailto:starkjc@vmi.edu)  
**Coverage:** Lacrosse, Men's Soccer, Rifle, Wrestling, Water Polo -

Secondary Contact for Baseball

### Contact Information

Athletic Department . . . . . 540-464-7251  
 Athletic Dept./Basketball Fax . . . . . 540-464-7790  
 Athletic Media Relations Fax . . . . . 540-464-7583  
 Press Row Phone . . . . . 540-463-6725  
 Basketball Office . . . . . 540-464-7384  
 Website . . . . . [www.VMIKeydets.com](http://www.VMIKeydets.com)

### Athletic Communications Mailing Address:

VMI Athletic Communications Office  
 116 Smith Hall  
 Lexington, VA 24450

### Basketball Office Mailing Address:

VMI Basketball Office  
 204 Cameron Hall  
 Lexington, VA 24450

# Keydets on The Air

## VMI RADIO NETWORK

Regular season games and tournament action of the 2014-15 Keydets can be heard on 96.7 3WZ, originating in Lexington. Wade Branner, "The Voice of the Keydets", returns to call his 27th season of VMI Basketball.

## KEYDETS VIDEO AND AUDIO ON DEMAND/BROADCAST

All VMI basketball home games and Southern Conference contests, with the exception of American Sports Network and ESPN3 telecasts, are available with live video on-demand on the SoCon Digital Network at [www.socondigitalnetwork.com](http://www.socondigitalnetwork.com). This is a free of charge broadcast and marks the debut basketball season for the SDN, which also can be accessed on mobile devices. Live audio of radio broadcasts is available at [www.wrel.com](http://www.wrel.com) and an alternate feed may be accessed at [www.vmikeydets.com](http://www.vmikeydets.com). The 2014 VMI basketball TV broadcast schedule is, at press time, as follows:

- Nov. 26 vs. West Virginia (Charleston) - ROOT Sports
- Nov. 30 at Maryland - ESPN3
- Dec. 6 at Mercer - ESPN3
- Dec. 22 at Virginia Tech - ESPN3
- Feb. 3 vs. UNCG - American Sports Network
- Feb. 15 at The Citadel - American Sports Network
- Feb. 21 at Western Carolina - ESPN3



Wade Branner returns to call another season of VMI Basketball in 2014-15.

## KEYDETS ON SOCIAL MEDIA

The VMI Athletic Communications office is currently utilizing several methods to communicate with supporters and media interested in VMI athletics. The staff uses Twitter (@VMIATHLETICS), the microblogging site, to provide updates at many VMI athletic events, including all home basketball games.

CoverItLive is also used to provide live blogs that include user questions at several VMI athletic events throughout the year.



# 2013-14 Statistics

Overall record: 22-13 Conf: 11-5 Home: 14-3 Away: 7-10 Neutral: 1-0

#	Player	gp-gs	min	avg	Total			3-Point		F-Throw		Rebounds				pf	dq	a	to	blk	stl	pts	avg
					fg-fga	fg%	3fg-fga	3fg%	ft-fga	ft%	off	def	tot	avg									
24	COVINGTON, D.J.	35-35	1040	29.7	268-452	.593	0-2	.000	168-241	.697	94	232	326	9.3	108	4	29	74	106	34	704	20.1	
22	PETERSON, QJ	35-35	1152	32.9	218-549	.397	78-244	.320	150-198	.758	63	133	196	5.6	81	0	72	76	12	59	664	19.0	
01	GLASGOW, Rodney	35-35	1291	36.9	232-483	.480	86-217	.396	110-126	.873	32	107	139	4.0	61	0	205	62	0	46	660	18.9	
03	BROWN, Brian	33-25	824	25.0	78-204	.382	50-152	.329	19-23	.826	20	43	63	1.9	58	1	55	28	0	18	225	6.8	
40	WEETHEE, Jordan	35-12	636	18.2	85-215	.395	35-127	.276	29-44	.659	37	94	131	3.7	65	1	30	23	13	16	234	6.7	
23	MARSHALL, Tim	34-0	332	9.8	48-127	.378	30-86	.349	21-36	.583	12	32	44	1.3	47	0	24	14	0	16	147	4.3	
15	CHAPMAN, Trey	35-3	603	17.2	42-131	.321	9-44	.205	48-74	.649	38	68	106	3.0	66	1	31	31	13	14	141	4.0	
32	ANGLADE, Phillip	35-20	537	15.3	53-97	.546	0-0	.000	12-38	.316	73	76	149	4.3	87	5	11	13	41	25	118	3.4	
25	HINTON, Craig	24-8	209	8.7	20-61	.328	12-38	.316	10-15	.667	12	34	46	1.9	26	0	5	9	9	2	62	2.6	
35	ELEBY, Julian	25-1	203	8.1	20-58	.345	8-32	.250	16-20	.800	17	33	50	2.0	12	0	12	16	7	11	64	2.6	
04	BURTON, Christian	10-0	56	5.6	6-15	.400	2-9	.222	6-8	.750	2	1	3	0.3	6	0	3	5	1	3	20	2.0	
05	ABSHER, Drew	8-1	57	7.1	3-11	.273	2-7	.286	3-5	.600	0	5	5	0.6	5	0	11	6	0	0	11	1.4	
34	WATSON, Jarid	31-0	177	5.7	13-29	.448	0-0	.000	6-12	.500	25	22	47	1.5	37	0	1	2	16	8	32	1.0	
21	MASON, Tyrell	9-0	33	3.7	2-9	.222	1-4	.250	2-2	1.000	3	5	8	0.9	2	0	2	4	0	2	7	0.8	
Team																							
Total.....		35	7150		1088-2441	.446	313-962	.325	600-842	.713	503	949	1452	41.5	661	12	491	371	218	254	3089	88.3	
Opponents.....		35	7150		1043-2377	.439	220-653	.337	585-827	.707	507	977	1484	42.4	676	-	476	451	136	197	2891	82.6	

TEAM STATISTICS	VMI	OPP	Date	Opponent	Score	Att.																
SCORING	3089	2891	11/08/13	CITADEL	w	82-71 3419																
Points per game	88.3	82.6	11/09/13	AFA	w	71-63 4195																
Scoring margin	+5.7	-	11/12/13	at Wake Forest	L	71-98 5581																
FIELD GOALS-ATT	1088-2441	1043-2377	11/16/13	BSC	w	121-80 2126																
Field goal pct	.446	.439	11/18/13	at Virginia Tech	L	92-105 4162																
3 POINT FG-ATT	313-962	220-653	11/20/13	BRIDGEWATER	w	112-86 1364																
3-point FG pct	.325	.337	11/27/13	at William & Mary	L	67-97 3111																
3-pt FG made per game	8.9	6.3	12/03/13	at Elon	L	70-87 1018																
FREE THROWS-ATT	600-842	585-827	12/07/13	WRIGHT STATE	w	94-74 2453																
Free throw pct	.713	.707	12/09/13	VIRGINIA - LYNCHBURG	w	110-78 814																
F-Throws made per game	17.1	16.7	12/19/13	at East Carolina	L	94-103 3870																
REBOUNDS	1452	1484	12/30/13	at Clemson	L	50-80 7540																
Rebounds per game	41.5	42.4	01/04/14	WC	w	128-54 507																
Rebounding margin	-0.9	-	* 01/08/14	LONGWOOD	w	95-72 653																
ASSISTS	491	476	* 01/11/14	LIBERTY	L	80-85 1567																
Assists per game	14.0	13.6	* 01/15/14	at Radford	w	101-88 2058																
TURNOVERS	371	451	* 01/18/14	at Campbell	Lot	93-97 2498																
Turnovers per game	10.6	12.9	* 01/22/14	HPU	Wot	82-80 1432																
Turnover margin	+2.3	-	* 01/25/14	at Winthrop	L	57-58 1589																
Assist/turnover ratio	1.3	1.1	* 01-28-14	at UNC Asheville	w	109-105 959																
STEALS	254	197	* 01/31/14	PC	w	107-93 2856																
Steals per game	7.3	5.6	* 02/05/14	at Gardner-Webb	Woc4	108-104 1450																
BLOCKS	218	136	* 02/08/14	CSU	w	92-84 3627																
Blocks per game	6.2	3.9	* 02/12/14	COASTAL	L	78-83 970																
ATTENDANCE	40094	49642	* 02-15-14	at LIBERTY	w	77-70 2595																
Home games-Avg/Game	17-2358	17-2733	* 02/19/14	CAMPBELL	w	84-81 2371																
Neutral site-Avg/Game	-	1-3176	* 2/22/14	RADFORD	w	88-76 3314																
Score by Periods	1st	2nd	OT	OT2	OT3	OT4	Totals															
VMI	1479	1559	18	13	9	11	3089	03/07/14	vs Gardner-Webb	w	90-77 3176											
Opponents	1310	1532	20	13	9	7	2891	03/08/14	at COASTAL	L	62-66 2892											
								03/18/14	at Canisius	w	111-100 947											
								03/22/14	IPFW	w	106-95 3642											
								§ 3/26/14	at Ohio	w	92-90 3734											
								04/01/14	YALE	L	62-75 4784											

\* - Conference game

# 2014-15 VMI Basketball Fact Book

Opponent	1st	2nd	Score	Mar	Total FG	FG Pct	3-Pointers	3FG Pct	Free Throws	FT Pct	Rebounds	Assist	T/Over	Block	Steal	Fouls
CITADEL	37/38	45/33	82-71	+11	32-80/24-72	.400/.333	8-35/6-21	.229/.286	10-20/17-25	.500/.680	50/53 (3)	9/12	11/20	9/3	15/8	20/19
AFA	39/25	32/38	71-63	+8	25-61/23-53	.410/.434	5-26/5-22	.192/.227	16-26/12-19	.615/.632	39/33 +6	11/9	12/17	4/0	10/8	20/20
Wake Forest	31/44	40/54	71-98	(27)	20-70/34-64	.286/.531	9-30/2-15	.300/.133	22-32/28-41	.688/.683	37/57 (20)	12/20	11/14	6/5	7/1	29/23
BSC	63/42	58/38	121-80	+41	38-81/25-79	.469/.316	17-36/12-25	.472/.480	28-35/18-23	.800/.783	51/48 +3	18/9	10/20	12/3	16/8	16/23
Virginia Tech	33/44	59/61	92-105	(13)	33-79/36-69	.418/.522	10-36/11-17	.278/.647	16-23/22-26	.696/.846	31/52 (21)	8/16	4/16	6/9	7/1	20/21
BRIDGEWATER	54/39	58/47	112-86	+26	44-91/36-88	.484/.409	10-33/4-20	.303/.200	14-19/10-12	.737/.833	52/50 +2	21/15	12/18	13/6	12/8	14/16
William & Mary	35/44	32/53	67-97	(30)	25-67/34-74	.373/.459	6-25/12-27	.240/.444	11-19/17-21	.579/.810	38/51 (13)	9/20	13/6	7/6	5/9	14/17
Elon	31/42	39/45	70-87	(17)	26-66/30-53	.394/.566	6-21/6-18	.286/.333	12-15/21-38	.800/.553	35/37 (2)	10/15	12/11	2/2	5/6	26/16
WRIGHT STATE	47/36	47/38	94-74	+20	32-63/27-59	.508/.458	17-31/3-12	.548/.250	13-21/17-26	.619/.654	41/33 +8	18/13	10/10	5/3	4/3	19/19
VIRGINIA - LYNCHBURG	46/40	64/38	110-78	+32	41-91/31-82	.451/.378	11-47/3-12	.234/.250	17-26/13-23	.654/.565	59/53 +6	18/13	14/21	11/2	17/11	18/18
East Carolina	45/49	49/54	94-103	(9)	34-65/30-54	.523/.556	11-26/8-20	.423/.400	15-16/35-44	.938/.795	22/35 (13)	18/21	9/11	2/4	4/2	30/17
Clemson	31/32	19/48	50-80	(30)	21-73/29-66	.288/.439	3-28/4-20	.107/.200	5-9/18-23	.556/.783	47/48 (1)	6/13	12/9	5/8	6/8	18/11
WC	70/25	58/29	128-54	+74	43-68/21-69	.632/.304	14-26/7-26	.538/.269	28-33/5-12	.848/.417	48/28 +20	25/12	14/23	6/0	13/7	17/22
LONGWOOD	45/38	50/34	95-72	+23	29-67/27-65	.433/.415	9-34/4-16	.265/.250	28-41/14-19	.683/.737	49/34 +15	14/15	15/14	6/1	7/7	15/26
LIBERTY	37/38	43/47	80-85	(5)	30-68/32-66	.441/.485	12-38/5-14	.316/.357	8-14/16-26	.571/.615	31/52 (21)	12/8	8/17	7/4	12/3	17/13
Radford	45/42	56/46	101-88	+13	35-68/30-63	.515/.476	3-11/4-15	.273/.267	28-37/24-26	.757/.923	35/40 (5)	11/15	4/15	3/8	9/3	18/25
Campbell	46/42	38/42	93-97	(4)	34-72/32-71	.472/.451	6-22/11-27	.273/.407	19-27/22-29	.704/.759	44/40 +4	13/19	12/10	7/6	4/8	20/20
HPU	28/36	47/39	82-80	+2	31-74/34-64	.419/.531	10-31/7-12	.323/.583	10-12/5-8	.833/.625	41/34 +7	14/18	17/18	8/4	12/5	13/16
Winthrop	37/24	20/34	57-58	(1)	20-58/19-60	.345/.317	4-21/7-21	.190/.333	13-18/13-17	.722/.765	39/46 (7)	6/6	10/12	9/0	6/6	13/16
UNC Asheville	55/56	54/49	109-105	+4	36-78/34-74	.462/.459	11-21/9-19	.524/.474	26-38/28-36	.684/.778	48/45 +3	20/19	6/10	10/10	4/5	23/22
PC	56/41	51/52	107-93	+14	41-82/32-67	.500/.478	15-32/8-17	.469/.471	10-16/21-32	.625/.656	47/41 +6	15/9	4/7	6/3	6/2	23/20
Gardner-Webb	35/32	38/41	108-104	+4	43-89/36-99	.483/.364	12-27/7-23	.444/.304	10-19/25-30	.526/.833	55/63 (8)	23/17	18/13	9/3	7/12	22/21
CSU	50/38	42/46	92-84	+8	28-58/28-82	.483/.341	11-22/7-22	.500/.318	25-33/21-30	.758/.700	43/46 (3)	10/13	14/7	8/2	3/9	22/22
COASTAL	50/36	28/47	78-83	(5)	26-63/29-69	.413/.420	10-32/10-17	.313/.588	16-23/15-23	.696/.652	42/43 (1)	13/13	9/3	9/6	1/8	14/20
LIBERTY	33/26	44/44	77-70	+7	26-67/31-66	.388/.470	10-29/2-8	.345/.250	15-17/6-17	.882/.353	40/42 (2)	11/11	8/13	4/2	6/3	17/19
CAMPBELL	45/27	39/54	84-81	+3	32-67/31-57	.478/.544	8-19/11-22	.421/.500	12-20/8-9	.600/.889	39/25 +14	19/10	9/12	5/3	6/4	12/13
RADFORD	44/33	44/43	88-76	+12	31-61/31-68	.508/.456	5-24/3-16	.208/.188	21-29/11-16	.724/.688	40/32 +8	8/15	13/12	3/3	8/7	15/20
HPU	25/39	42/31	67-70	(3)	25-67/29-56	.373/.518	6-30/3-14	.200/.214	11-16/9-12	.688/.750	41/34 +7	10/18	11/12	3/2	6/6	14/14
Longwood	38/30	48/36	86-66	+20	31-67/23-72	.463/.319	7-29/3-16	.241/.188	17-21/17-21	.810/.810	45/44 +1	22/8	8/9	9/2	3/3	18/20
Gardner-Webb	39/28	51/49	90-77	+13	33-65/23-72	.508/.319	7-20/4-20	.350/.200	17-27/27-37	.630/.730	44/49 (5)	14/7	9/11	6/0	3/6	26/22
COASTAL	33/34	29/32	62-66	(4)	17-60/24-56	.283/.429	8-31/2-12	.258/.167	20-27/16-21	.741/.762	35/48 (13)	7/5	9/16	4/10	10/3	18/19
Canisius	59/45	52/55	111-100	+11	36-72/37-72	.500/.514	9-30/11-24	.300/.458	30-34/15-21	.882/.714	42/36 +6	20/15	12/12	6/6	5/4	18/23
IPFW	51/42	55/53	106-95	+11	37-63/40-78	.587/.513	9-21/4-21	.429/.190	23-32/11-21	.719/.524	38/37 +1	21/16	12/8	2/1	2/4	21/24
Ohio	39/46	53/44	92-90	+2	31-65/35-63	.477/.556	9-20/9-24	.450/.375	21-25/11-16	.840/.688	37/30 +7	14/19	12/10	1/5	6/6	19/18
YALE	27/37	35/38	62-75	(13)	22-55/26-55	.400/.473	5-18/6-18	.278/.333	13-22/17-27	.591/.630	27/45 (18)	11/12	7/14	5/4	7/3	22/21

Opponent	Date	Score	W/L	Total		3-Pointers		Free throws		Rebounds				pts				avg		
				fg-fga	pct	3fg-fga	pct	ft-fa	pct	off	def	tot	avg	pf	a	t/o	blk		stl	pts
CITADEL	11/08/13	82-71	W	32-80	.400	8-35	.229	10-20	.500	23	27	50	50.0	20	9	11	9	15	82	82.0
AFA	11/09/13	71-63	W	25-61	.410	5-26	.192	16-26	.615	12	27	39	44.5	20	11	12	4	10	71	76.5
at Wake Forest	11/12/13	71-98	L	20-70	.286	9-30	.300	22-32	.688	14	23	37	42.0	29	12	11	6	7	71	74.7
BSC	11/16/13	121-80	W	38-81	.469	17-36	.472	28-35	.800	16	35	51	44.2	16	18	10	12	16	121	86.2
at Virginia Tech	11/18/13	92-105	L	33-79	.418	10-36	.278	16-23	.696	13	18	31	41.6	20	8	4	6	7	92	87.4
BRIDGEWATER	11/20/13	112-86	W	44-91	.484	10-33	.303	14-19	.737	22	30	52	43.3	14	21	12	13	12	112	91.5
at William & Mary	11/27/13	67-97	L	25-67	.373	6-25	.240	11-19	.579	11	27	38	42.6	14	9	13	7	5	67	88.0
at Elon	12/03/13	70-87	L	26-66	.394	6-21	.286	12-15	.800	10	25	35	41.6	26	10	12	2	5	70	85.8
WRIGHT STATE	12/07/13	94-74	W	32-63	.508	17-31	.548	13-21	.619	12	29	41	41.6	19	18	10	5	4	94	86.7
VIRGINIA - LYNCHBURG	12/09/13	110-78	W	41-91	.451	11-47	.234	17-26	.654	28	31	59	43.3	18	18	14	11	17	110	89.0
at East Carolina	12/19/13	94-103	L	34-65	.523	11-26	.423	15-16	.938	6	16	22	41.4	30	18	9	2	4	94	89.5
at Clemson	12/30/13	50-80	L	21-73	.288	3-28	.107	5-9	.556	16	31	47	41.8	18	6	12	5	6	50	86.2
WC	01/04/14	128-54	W	43-68	.632	14-26	.538	28-33	.848	13	35	48	42.3	17	25	14	6	13	128	89.4
LONGWOOD	01/08/14	95-72	W	29-67	.433	9-34	.265	28-41	.683	19	30	49	42.8	15	14	15	6	7	95	89.8
LIBERTY	01/11/14	80-85	L	30-68	.441	12-38	.316	8-14	.571	13	18	31	42.0	17	12	8	7	12	80	89.1
at Radford	01/15/14	101-88	W	35-68	.515	3-11	.273	28-37	.757	10	25	35	41.6	18	11	4	3	9	101	89.9
at Campbell	01/18/14	93-97	Lot	34-72	.472	6-22	.273	19-27	.704	18	26	44	41.7	20	13	12	7	4	93	90.1
HPU	01/22/14	82-80	Wot	31-74	.419	10-31	.323	10-12	.833	17	24	41	41.7	13	14	17	8	12	82	89.6
at Winthrop	01/25/14	57-58	L	20-58	.345	4-21	.190	13-18	.722	10	29	39	41.5	13	6	10	9	6	57	87.9
at UNC Asheville	01-28-14	109-105	W	36-78	.462	11-21	.524	26-38	.684	20	28	48	41.8	23	20	6	10	4	109	88.9
PC	01/31/14	107-93	W	41-82	.500	15-32	.469	10-16	.625	16	31	47	42.1	23	15	4	6	6	107	89.8
at Gardner-Webb	02/05/14	108-104	Wot	43-89	.483	12-27	.444	10-19	.526	18	37	55	42.7	22	23	18	9	7	108	90.6
CSU	02/08/14	92-84	W	28-58	.483	11-22	.500	25-33	.758	12	31	43	42.7	22	10	14	8	3	92	

## 2014-15 VMI Basketball Fact Book

Opponent	Date	Score	01	03	04	05	15	21	22	
			GLASGOW,RO	BROWN,BRIA	BURTON,CHR	ABSHER,DRE	CHAPMAN,TR	MASON,TYRE	PETERSON,Q	
CITADEL	11/08/13	82-71	w	20-8-4	2-3-1	DNP	DNP	5-2-1	DNP	25-4-2
AFA	11/09/13	71-63	w	16-6-5	3-2-3	DNP	DNP	0-2-0	DNP	19-3-2
at Wake Forest	11/12/13	71-98	L	15-2-4	3-1-1	0-0-0	0-0-1	2-5-3	0-0-0	16-5-0
BSC	11/16/13	121-80	w	10-3-5	6-4-2	6-1-0	4-2-4	6-5-0	3-0-0	25-6-3
at Virginia Tech	11/18/13	92-105	L	22-3-4	2-1-1	DNP	DNP	4-2-0	DNP	22-5-2
BRIDGEWATER	11/20/13	112-86	w	12-0-6	5-1-4	0-1-0	1-0-2	1-2-2	0-1-0	38-3-0
at William & Mary	11/27/13	67-97	L	15-3-2	11-1-1	0-0-0	DNP	16-4-0	0-0-0	12-11-4
at Elon	12/03/13	70-87	L	13-1-3	11-5-1	0-0-1	DNP	4-1-1	DNP	14-1-0
WRIGHT STATE	12/07/13	94-74	w	15-3-10	15-2-0	0-0-0	DNP	9-4-1	0-0-0	21-9-0
VIRGINIA - LYNCHBURG	12/09/13	110-78	w	33-2-4	2-2-3	2-0-0	0-0-0	6-6-0	2-1-0	23-7-4
at East Carolina	12/19/13	94-103	L	22-2-7	5-6-0	DNP	DNP	11-0-1	DNP	14-3-6
at Clemson	12/30/13	50-80	L	4-2-5	DNP	0-0-0	0-0-0	4-3-0	0-0-0	9-11-1
WC	01/04/14	128-54	w	15-6-5	DNP	12-1-2	6-3-3	5-3-3	2-5-2	20-2-4
LONGWOOD	01/08/14	95-72	w	15-6-7	11-2-2	DNP	DNP	3-2-2	DNP	30-2-0
LIBERTY	01/11/14	80-85	L	27-3-5	5-1-3	DNP	DNP	0-2-0	DNP	15-3-3
at Radford	01/15/14	101-88	w	36-4-5	4-1-3	DNP	DNP	5-6-1	DNP	20-3-0
at Campbell	01/18/14	93-97	L	20-4-6	14-0-1	DNP	DNP	2-2-1	DNP	18-6-4
HPU	01/22/14	82-80	w	18-6-5	4-0-4	DNP	DNP	2-5-1	DNP	25-6-1
at Winthrop	01/25/14	57-58	L	13-3-0	2-5-1	DNP	DNP	4-5-1	DNP	16-2-2
at UNC Asheville	01-28-14	109-105	w	35-6-10	6-1-3	DNP	DNP	2-2-0	DNP	37-15-4
PC	01/31/14	107-93	w	26-3-7	13-2-0	DNP	DNP	2-0-1	DNP	25-5-2
at Gardner-Webb	02/05/14	108-104	w	21-6-12	22-2-3	DNP	DNP	0-2-0	DNP	20-5-3
CSU	02/08/14	92-84	w	18-5-7	14-3-0	DNP	DNP	10-5-1	DNP	22-5-0
COASTAL	02/12/14	78-83	L	12-6-6	14-2-2	DNP	DNP	0-1-0	DNP	14-6-2
at LIBERTY	02-15-14	77-70	w	25-1-7	0-1-0	DNP	DNP	2-3-0	DNP	18-12-1
CAMPBELL	02/19/14	84-81	w	7-4-10	6-0-3	DNP	DNP	0-2-1	DNP	19-7-2
RADFORD	2/22/14	88-76	w	26-5-2	4-1-0	DNP	0-0-0	9-4-0	DNP	9-5-2
at HPU	02-26-14	67-70	L	15-3-3	0-2-1	DNP	DNP	4-6-2	DNP	10-1-2
at Longwood	03-01-14	86-66	w	9-8-10	8-1-1	0-0-0	0-0-1	4-3-0	0-1-0	13-6-4
vs Gardner-Webb	03/07/14	90-77	w	20-4-5	4-1-1	DNP	DNP	4-2-1	DNP	19-6-3
at COASTAL	03/08/14	62-66	L	14-4-2	8-2-1	DNP	DNP	0-2-1	DNP	14-3-0
at Canisius	03/18/14	111-100	w	28-8-8	0-1-3	DNP	DNP	6-4-5	DNP	28-8-2
IPFW	03/22/14	106-95	w	13-4-12	3-4-3	DNP	DNP	3-2-1	DNP	25-7-4
at Ohio	3/26/14	92-90	w	30-2-5	10-2-2	DNP	DNP	2-2-0	DNP	6-9-1
YALE	04/01/14	62-75	L	20-3-7	8-1-1	DNP	DNP	4-5-0	DNP	3-4-2

Opponent	Date	Score	23	24	25	32	34	35	40	
			MARSHALL,T	COVINGTON,	HINTON,CRA	ANGLADE,PH	WATSON,JAR	ELEBY,JULI	WEETHEE,JO	
CITADEL	11/08/13	82-71	w	2-0-0	10-6-0	0-2-0	0-1-0	6-7-0	2-2-0	10-11-1
AFA	11/09/13	71-63	w	0-0-0	20-7-0	5-5-0	0-1-0	0-0-0	0-1-0	8-11-1
at Wake Forest	11/12/13	71-98	L	0-0-0	13-6-0	6-5-0	0-0-0	0-0-0	11-5-2	5-2-1
BSC	11/16/13	121-80	w	4-3-1	14-6-1	6-4-0	5-1-0	2-6-0	10-6-1	20-2-1
at Virginia Tech	11/18/13	92-105	L	0-0-0	20-5-0	13-2-0	0-0-0	2-3-0	6-1-1	1-3-0
BRIDGEWATER	11/20/13	112-86	w	9-3-2	29-10-1	3-2-0	0-5-0	1-2-0	6-6-1	7-10-3
at William & Mary	11/27/13	67-97	L	2-0-0	7-5-1	DNP	2-5-0	0-0-0	0-2-0	2-4-1
at Elon	12/03/13	70-87	L	0-0-0	11-12-2	DNP	2-2-0	0-0-0	0-2-1	15-5-1
WRIGHT STATE	12/07/13	94-74	w	0-0-0	14-11-3	DNP	5-1-0	0-1-0	0-0-0	15-5-4
VIRGINIA - LYNCHBURG	12/09/13	110-78	w	3-2-3	20-10-0	DNP	13-13-2	4-6-0	2-2-1	0-3-1
at East Carolina	12/19/13	94-103	L	5-0-0	16-1-1	DNP	0-0-0	6-0-1	0-1-0	15-6-2
at Clemson	12/30/13	50-80	L	2-2-0	20-12-0	DNP	0-4-0	0-2-0	2-4-0	9-3-0
WC	01/04/14	128-54	w	19-2-0	16-5-2	DNP	12-3-0	4-3-0	5-7-2	12-4-2
LONGWOOD	01/08/14	95-72	w	2-0-0	15-16-2	DNP	4-9-0	DNP	6-2-1	9-6-0
LIBERTY	01/11/14	80-85	L	0-4-0	11-7-0	DNP	8-6-0	0-0-0	3-0-0	11-2-1
at Radford	01/15/14	101-88	w	0-0-0	28-11-0	0-2-1	5-2-1	0-0-0	DNP	3-2-0
at Campbell	01/18/14	93-97	L	5-1-0	17-8-0	0-0-0	9-6-1	DNP	DNP	8-14-0
HPU	01/22/14	82-80	w	0-0-0	10-6-1	6-3-0	6-8-1	0-0-0	0-0-1	11-3-0
at Winthrop	01/25/14	57-58	L	0-0-0	19-12-1	0-1-0	2-5-0	DNP	DNP	1-2-1
at UNC Asheville	01-28-14	109-105	w	3-0-1	13-5-1	6-3-0	4-9-0	2-1-0	0-0-0	1-5-1
PC	01/31/14	107-93	w	3-0-0	17-13-3	5-7-0	7-8-1	0-0-0	9-5-0	0-1-1
at Gardner-Webb	02/05/14	108-104	w	11-3-2	28-13-2	0-2-1	6-10-0	0-0-0	0-0-0	0-1-0
CSU	02/08/14	92-84	w	0-1-0	26-12-1	0-1-0	2-1-0	0-1-0	0-1-1	0-3-0
COASTAL	02/12/14	78-83	L	DNP	21-11-1	0-1-0	3-5-1	0-0-0	0-0-0	14-3-1
at LIBERTY	02-15-14	77-70	w	6-1-1	12-12-0	DNP	2-5-1	0-0-0	DNP	12-3-1
CAMPBELL	02/19/14	84-81	w	0-1-0	33-8-1	0-1-1	9-10-0	DNP	0-2-0	10-3-1
RADFORD	2/22/14	88-76	w	0-1-2	29-13-1	0-0-0	2-3-0	0-1-0	DNP	9-2-1
at HPU	02-26-14	67-70	L	15-2-1	19-14-0	0-1-0	0-5-1	0-0-0	DNP	4-3-0
at Longwood	03-01-14	86-66	w	9-2-2	33-14-1	4-2-2	2-2-0	0-2-0	2-1-0	2-1-1
vs Gardner-Webb	03/07/14	90-77	w	10-5-3	21-9-0	0-0-0	0-1-0	1-5-0	DNP	11-4-1
at COASTAL	03/08/14	62-66	L	4-3-1	18-12-0	0-0-0	2-1-0	2-4-0	DNP	0-1-2
at Canisius	03/18/14	111-100	w	10-4-1	37-6-0	DNP	2-4-1	0-1-0	DNP	0-1-0
IPFW	03/22/14	106-95	w	12-3-0	41-10-1	7-1-0	2-5-0	0-1-0	0-0-0	0-0-0
at Ohio	3/26/14	92-90	w	8-0-3	29-11-2	0-1-0	2-5-1	0-0-0	DNP	5-2-0
YALE	04/01/14	62-75	L	3-1-1	17-7-0	1-0-0	0-3-0	2-1-0	0-0-0	4-0-0

**VMI IN THE STATISTICAL RANKINGS**

TEAM	BIG SOUTH		NCAA	
	Overall			
Scoring Offense	88.3	1st	88.3	1st
Scoring Defense	82.6	12th	82.6	343rd
Scoring Margin	5.7	2nd	5.7	75th
Field Goal Pct.	44.6%	8th	44.6%	154th
Free Throw Pct.	71.3%	5th	71.3%	129th
3-Point FG Pct.	32.5%	12th	32.5%	241st
3-Point FG Made	8.9	2nd	8.9	10th
Field Goal Pct. Def.	43.9%	5th	43.9%	186th
3-Point FG Pct. Def.	33.7%	3rd	33.7%	139th
Rebounding	41.5	1st		
Rebounding Defense	42.4	12th		
Rebounding Margin	-0.9	8th	-0.9	222nd
Offensive Rebounds	14.3	1st		
Defensive Rebounds	27.1	1st		
Blocked Shots	6.2	1st	6.2	6th
Assists	14.0	4th	14.0	79th
Steals	7.3	2nd	7.3	51st
Turnover Margin	+2.3	1st	+2.3	39th
Assist/Turnover Ratio	1.32	1st	1.32	34th

INDIVIDUAL	BIG SOUTH		NCAA	
	Overall			
<b>Scoring</b>				
D.J. Covington	20.1	3rd	20.1	25th
Q. Peterson	19.0	5th	19.0	49th
R. Glasgow	18.9	6th	18.9	53rd
<b>Rebounding</b>				
D.J. Covington	9.3	2nd	9.3	28th
<b>Offensive Rebounds</b>				
D.J. Covington	2.69	4th		
P. Anglade	2.09	12th		
<b>Defensive Rebounds</b>				
D.J. Covington	6.63	2nd		
Q. Peterson	3.8	15th		
<b>Field Goal Pct. (Min 5 FG per game)</b>				
D.J. Covington	59.3%	1st	59.3%	12th
R. Glasgow	48.0%	6th	48.0%	115th
<b>Free Throw Pct.</b>				
R. Glasgow	87.3%	1st	87.3%	28th
<b>3-Pointers Made Per Game</b>				
R. Glasgow	2.46	5th	2.46	81st
Q. Peterson	2.23	8th	2.23	138th
<b>Assists</b>				
R. Glasgow	5.9	2nd	5.9	19th
<b>Assist/TO Ratio</b>				
R. Glasgow	3.31	1st	3.31	8th
<b>Steals</b>				
Q. Peterson	1.69	3rd	1.69	85th
<b>Blocked Shots</b>				
D.J. Covington	3.03	2nd	3.03	14th
P. Anglade	1.17	8th	1.17	220th

**VMI'S 2013-14 RECORD WHEN...**

Leading at the Half	18-3
Trailing at the Half	4-10
Tied at the Half	0-0
Playing Overtime	2-1
Playing Games Decided by 5 pts. or less	5-5
Playing Games Decided by 10 pts. or less	3-2
Playing Games Decided by 20 pts. or more	7-3
Outrebounding Opponent	16-2
Outrebounded by Opponent	6-11
Shooting 50% or Better	8-1
Shooting Less Than 50%	14-12
Opponent Shoots 50% or Better	5-5
Opponent Shoots Less Than 50%	17-8
Outshooting Opponent (by %)	16-2
Outshot by Opponent	6-11
Shooting 35% or Better from 3-PT	11-1
Shooting Less Than 35% from 3-PT	11-12
Opponent Shoots 35% or Better from 3-PT	7-6
Opponent Shoots Less Than 35% from 3-PT	15-7
Outshooting Opponent from 3-PT	15-1
Outshot by Opponent from 3-PT	7-12
Scoring 80 or More	20-4
Scoring Less than 80	2-9
Scoring 90 or More	15-3
Scoring Less than 90	7-10
Scoring 100 or More	10-0
Scoring Less than 100	12-13
Opponent Scores 80 or More	12-9
Opponent Scores Less than 80	10-4
Opponent Scores 90 or More	6-5
Opponent Scores Less than 90	16-8
Opponent Scores 100 or More	3-2
Opponent Scores Less than 100	19-11
Committing 20 or More Turnovers	0-0
Committing Less Than 20 Turnovers	22-13
Forcing 20 or More Turnovers	4-0
Forcing Less Than 20 Turnovers	18-13
Forcing More Turnovers Than Opponent	14-8
Committing More Turnovers Than Opponent	6-5
Forcing and Causing Equal Turnovers	2-0
Playing an Morning/Afternoon Game	8-4
Playing a Night Game	14-9
Playing in November	4-2
Playing in December	2-4
Playing in January	6-3
Playing in February	5-2
Playing in March	5-1
Playing in April	0-1

## 2013-14 SUPERLATIVES

## INDIVIDUAL

	VMI	OPPONENT
Points Scored	41, D.J. Covington vs. IPFW (3/22)	35, Andrew Rowsey, UNC Asheville (1/28)
Points Scored In A Half	28, QJ Peterson vs. Bridgewater (11/20)	20, Andrew Rowsey, UNC Asheville (1/28)
Offensive Rebounds	8, Phillip Anglade (Two Times)	N/A
Defensive Rebounds	12, D.J. Covington at Longwood (3/1)	N/A
Total Rebounds	16, D.J. Covington vs. Longwood (1/8)	25, Tyrell Nelson, Gardner-Webb (2/5)
Field Goals Made	16, D.J. Covington vs. IPFW (3/22)	12, Three Times
Field Goal Attempts	25, Two Times	20, Billy Baron, Canisius (3/18)
Field Goal Percentage (Min. 8 made)	88.9%, D.J. Covington vs. Va. - Lynchburg (12/9)	92.3%, Maurice Ndour, Ohio (3/26)
3-Point Field Goals Made	7, Two Times	6, Two Times
3-Point Field Goals Made In A Half	5, QJ Peterson (Two Times)	4, Four Times
3-Point Field Goal Attempts	15, Rodney Glasgow vs. Va. - Lynchburg (12/9)	11, Two Times
3-Point Field Goal Percentage (Min. 5 made)	100%, Jordan Weethee vs. Bluefield State, 6-6 (11/16)	100%, Jarell Eddie, Virginia Tech, 5-5 (11/18)
Free Throws Made	13, D.J. Covington at Canisius (3/18)	12, Two Times
Free Throw Attempts	16, Two Times	14, Three Times
Free Throw Percentage (Min. 6 made)	100%, Six Times	100%, Seven Times
Assists	12, Rodney Glasgow (Two Times)	9, Madison Jones, Wake Forest (11/12)
Steals	5, Two Times	6, Two Times
Blocked Shots	8, Phillip Anglade vs. Va. - Lynchburg (12/9)	7, D.J. Cunningham, UNC Asheville (1/28)

## TEAM

	VMI HIGH	VMI LOW	OPPONENT HIGH	OPPONENT LOW
Points Scored	128, vs. Washington Coll. (1/4)	50, at Clemson (12/30)	105, Two Times	54, vs. Washington Coll., (1/4)
Points Scored In A Half	70, vs. Washington Coll. (1/4)	19, at Clemson (12/30)	61, at Virginia Tech (11/13)	24, at Winthrop (1/25)
Victory Margin	74, vs. Washington Coll. (1/4)	30, Two Times	See VMI H/L	See VMI H/L
Offensive Rebounds	28, vs. Va. - Lynchburg (12/9)	6, at East Carolina (12/19)	30, at Gardner-Webb (2/5)	5, vs. High Point (2/26)
Defensive Rebounds	37, at Gardner-Webb (2/5)	16, at East Carolina (12/19)	42, at Wake Forest (11/12)	12, vs. Washington Coll. (1/4)
Total Rebounds	59, vs. Va. - Lynchburg (12/9)	22, at East Carolina (12/19)	63, at Gardner-Webb (2/5)	25, vs. Campbell (2/19)
Rebound Margin	20, vs. Washington Coll. (1/4)	21, Two Times	See VMI H/L	See VMI H/L
Field Goals Made	44, vs. Bridgewater (11/20)	17, at Coastal (3/8)	40, vs. IPFW (3/22)	19, at Winthrop (1/25)
Field Goal Attempts	91, vs. Va. - Lynchburg (12/9)	55, vs. Yale (4/1)	99, at Gardner-Webb (2/5)	53, Two Times
Field Goal Percentage	63.2%, vs. Washington Coll., (1/4)	28.3%, at Coastal (3/8)	56.6%, at Elon (12/3)	30.4%, vs. Washington Coll. (1/4)
Field Goal Percentage In A Half	67.9%, at Ohio (3/26)	19.2%, at Winthrop (1/25)	67.7%, vs. Campbell (2/19)	26.2%, vs. Bluefield State (11/16)
3-Point Field Goals Made	17, Two Times	3, Two Times	12, Two Times	2, Three Times
3-Point Field Goals Made In A Half	10, vs. Bluefield State (11/16)	1, Five Times	9, Two Times	0, Seven Times
3-Point Field Goal Attempts	47, vs. Va. - Lynchburg (12/9)	11, at Radford (1/15)	27, Two Times	8, at Liberty (2/15)
3-Point Field Goal Percentage	54.8%, vs. Wright State (12/7)	10.7%, at Clemson (12/30)	64.7%, at Virginia Tech (11/18)	13.3%, at Wake Forest (11/12)
Free Throws Made	30, at Canisius (3/18)	5, at Clemson (12/30)	35, at East Carolina (12/19)	5, Two Times
Free Throw Attempts	41, vs. Longwood (1/8)	9, at Clemson (12/30)	44, at East Carolina (12/19)	8, vs. High Point (1/22)
Free Throw Percentage	93.8%, at East Carolina (12/19)	50.0%, vs. The Citadel (11/8)	92.3%, at Radford (1/15)	35.3%, at Liberty (2/15)
Assists	25, vs. Washington Coll. (1/4)	6, Two Times	21, at East Carolina (12/19)	5, at Coastal (3/8)
Steals	17, vs. Va. - Lynchburg (12/9)	1, vs. Coastal (2/12)	12, at Gardner-Webb (2/5)	1, Two Times
Turnovers	18, at Gardner-Webb (2/5)	4, Three Times	23, vs. Washington Coll., (1/4)	3, vs. Coastal (2/12)
Blocked Shots	13, vs. Bridgewater, (11/20)	1, at Ohio (3/26)	10, Two Times	0, Four Times
Personal Fouls	30, at East Carolina (12/19)	12, vs. Campbell (2/19)	26, vs. Longwood (1/8)	11, at Clemson (12/30)

# 2014-15 VMI Basketball Fact Book

Nov. 8	The Citadel	Glasgow	Peterson	Hinton	Weethee	Covington
Nov. 9	Air Force	Glasgow	Peterson	Hinton	Weethee	Covington
Nov. 12	at Wake Forest	Glasgow	Peterson	Hinton	Weethee	Covington
Nov. 16	Bluefield State	Glasgow	Peterson	Hinton	Brown	Covington
Nov. 18	at Virginia Tech	Glasgow	Peterson	Hinton	Brown	Covington
Nov. 20	Bridgewater	Glasgow	Peterson	Hinton	Brown	Covington
Nov. 27	at William & Mary	Glasgow	Peterson	Eleby	Weethee	Covington
Dec. 3	at Elon	Glasgow	Peterson	Brown	Weethee	Covington
Dec. 7	Wright State	Glasgow	Peterson	Brown	Weethee	Covington
Dec. 9	Virginia Univ. of LYH	Glasgow	Peterson	Brown	Weethee	Covington
Dec. 19	at East Carolina	Glasgow	Peterson	Brown	Weethee	Covington
Dec. 30	at Clemson	Glasgow	Peterson	Chapman	Weethee	Covington
Jan. 4	Washington College	Glasgow	Peterson	Chapman	Weethee	Covington
Jan. 8	Longwood*	Glasgow	Peterson	Chapman	Weethee	Covington
Jan. 11	Liberty*	Glasgow	Peterson	Brown	Weethee	Covington
Jan. 15	at Radford*	Glasgow	Peterson	Hinton	Anglade	Covington
Jan. 18	at Campbell*	Glasgow	Peterson	Hinton	Anglade	Covington
Jan. 22	High Point*	Glasgow	Peterson	Brown	Anglade	Covington
Jan. 25	at Winthrop*	Glasgow	Peterson	Brown	Anglade	Covington
Jan. 28	at UNC Asheville*	Glasgow	Peterson	Brown	Anglade	Covington
Jan. 31	Presbyterian*	Glasgow	Peterson	Brown	Anglade	Covington
Feb. 5	at Gardner-Webb*	Glasgow	Peterson	Brown	Anglade	Covington
Feb. 8	Charleston Southern*	Glasgow	Peterson	Brown	Anglade	Covington
Feb. 12	Coastal Carolina*	Glasgow	Peterson	Brown	Anglade	Covington
Feb. 15	at Liberty*	Glasgow	Peterson	Brown	Anglade	Covington
Feb. 19	Campbell*	Glasgow	Peterson	Brown	Anglade	Covington
Feb. 22	Radford*	Glasgow	Peterson	Absher	Anglade	Covington
Feb. 26	at High Point*	Glasgow	Peterson	Brown	Anglade	Covington
Mar. 1	at Longwood*	Glasgow	Peterson	Brown	Anglade	Covington
Mar. 7	vs. #3S Gardner-Webb	Glasgow	Peterson	Brown	Anglade	Covington
Mar. 8	at #1S Coastal Carolina	Glasgow	Peterson	Brown	Anglade	Covington
Mar. 18	at Canisius - CIT 1st Rd.	Glasgow	Peterson	Brown	Anglade	Covington
Mar. 22	vs. IPFW - CIT 2nd Rd.	Glasgow	Peterson	Brown	Anglade	Covington
Mar. 26	at Ohio - CIT Quarters	Glasgow	Peterson	Brown	Anglade	Covington
Apr. 1	vs. Yale - CIT Semis	Glasgow	Peterson	Brown	Anglade	Covington

## STARTING LINEUP BREAKDOWN

Glasgow, Peterson, Hinton, Weethee, Covington	2-1
Glasgow, Peterson, Hinton, Brown, Covington	2-1
Glasgow, Peterson, Eleby, Weethee, Covington	0-1
Glasgow, Peterson, Brown, Weethee, Covington	2-3
Glasgow, Peterson, Chapman, Weethee, Covington	2-1
Glasgow, Peterson, Hinton, Anglade, Covington	1-1
Glasgow, Peterson, Brown, Anglade, Covington	12-5
Glasgow, Peterson, Absher, Anglade, Covington	1-0

Player	Career Games Played	2013-14 Starts	Career Starts
Brian Brown	87	25	54
Jarid Watson	79	0	6
Jordan Weethee	70	12	12
Phillip Anglade	66	20	25
Tim Marshall	65	0	1
QJ Peterson	35	35	35
Trey Chapman	35	3	3
Christian Burton	28	0	0
Julian Eleby	25	1	1
Craig Hinton	25	8	8

	<i>Largest Lead</i>	<i>Largest Deficit</i>	<i>Best Run</i>	<i>Best Opp. Run</i>	<i>Pts. off TO</i>	<i>Pts in Paint</i>	<i>2nd Chance</i>	<i>Bench Pts.</i>	
Nov. 8	The Citadel	18	13	24-12	18-4	23-9	38-26	22-18	17-9
Nov. 9	Air Force	21	7	24-10	12-1	11-2	16-22	3-10	0-2
Nov. 12	at Wake Forest	1	30	15-6	19-7	10-13	18-58	11-17	16-28
Nov. 16	Bluefield State	43	9	20-4	16-7	34-7	38-20	22-7	60-35
Nov. 18	at Virginia Tech	2	20	10-2	17-6	21-3	30-36	14-19	13-44
Nov. 20	Bridgewater	31	1	13-2	8-0	31-18	52-46	23-29	25-54
Nov. 27	at William & Mary	3	33	16-2	38-17	6-16	34-38	9-12	31-34
Dec. 3	at Elon	None	21	11-4	12-0	13-25	30-42	13-11	6-24
Dec. 7	Wright State	23	4	10-2	N/A	11-9	30-42	15-12	14-39
Dec. 9	Virginia Univ. of LYH	36	7	23-4	9-2	29-18	52-48	36-25	32-32
Dec. 19	at East Carolina	7	18	12-0	19-4	13-14	44-44	7-15	22-32
Dec. 30	at Clemson	8	30	10-2	32-6	6-14	32-38	15-12	4-27
Jan. 4	Washington College	79	None	37-4	4-0	42-8	58-24	23-11	60-21
Jan. 8	Longwood*	25	None	16-4	12-2	19-11	34-36	20-6	23-19
Jan. 11	Liberty*	4	9	9-1	7-0	19-11	32-46	18-24	11-13
Jan. 15	at Radford*	17	4	17-4	12-4	21-6	50-44	17-16	12-36
Jan. 18	at Campbell*	6	5	8-0	6-0	13-7	50-40	24-15	29-9
Jan. 22	High Point*	3	12	12-2	15-4	25-15	38-44	25-9	19-2
Jan. 25	at Winthrop*	15	3	11-0	14-1	14-11	30-14	16-12	5-24
Jan. 28	at UNC Asheville*	8	11	13-2	15-6	12-11	50-57	23-4	18-27
Jan. 31	Presbyterian*	27	2	23-4	20-3	14-3	44-38	29-12	19-8
Feb. 5	at Gardner-Webb*	8	5	13-6	10-2	12-20	58-50	22-33	11-41
Feb. 8	Charleston Southern*	17	4	17-3	9-0	7-14	30-36	9-23	10-48
Feb. 12	Coastal Carolina*	18	5	15-4	10-3	2-10	24-26	12-15	14-12
Feb. 15	at Liberty*	12	6	12-2	12-0	12-5	28-50	9-8	20-16
Feb. 19	Campbell*	24	None	23-6	21-7	17-9	42-32	19-12	10-28
Feb. 22	Radford*	18	2	18-3	15-4	13-15	44-54	18-14	22-31
Feb. 26	at High Point*	None	16	11-2	11-3	15-18	36-40	20-9	23-8
Mar. 1	at Longwood*	25	2	21-2	7-0	16-15	42-32	12-17	21-20
Mar. 7	vs. #3 South Gardner-Webb	18	4	15-4	12-2	10-2	46-36	14-18	26-29
Mar. 8	at #1 South Coastal Carolina	3	6	10-2	7-0	17-7	14-36	12-11	9-6
Mar. 18	at Canisius - CIT First Round	21	None	15-0	9-2	22-17	50-40	29-14	16-22
Mar. 22	vs. IPFW - CIT Second Round	19	4	16-3	9-2	10-13	40-56	12-17	22-26
Mar. 26	at Ohio - CIT Quarters	12	17	12-1	13-3	15-13	42-46	18-14	15-13
Apr. 1	vs. Yale - CIT Semifinals	6	16	9-2	11-0	18-4	24-30	10-6	14-23

# 2013-14 GAME BOX SCORES

## GAME 1

VMI 82 (1-0), The Citadel 71 (0-1)

Lexington, Va. • Nov. 8, 2013

Attendance: 3,419

	3-pt										
CIT	fg-fga	fg-fga	ft-fga	o-d-tot	pf	tp	a	to	blk	s	min
VAN SYOC	3-14	2-7	8-10	2-9-11	2	16	1	2	0	1	34
WHITE	10-18	0-0	1-1	5-4-9	2	21	0	1	2	0	37
KOOPMAN	2-4	0-0	0-1	3-1-4	3	4	0	0	1	1	15
HARRIS III	4-6	1-3	2-2	0-5-5	4	11	2	4	0	3	28
MOORE	2-14	1-4	5-6	2-0-2	1	10	5	6	0	1	36
SETZEKORN	2-5	2-4	1-4	2-3-5	2	7	0	3	0	2	18
ROBINSON	1-5	0-3	0-1	0-1-1	2	2	3	3	0	0	16
MARSHALL	0-3	0-0	0-0	3-2-5	0	0	1	0	0	0	7
BOWSER	0-3	0-0	0-0	2-4-6	3	0	0	1	0	0	9
<b>Totals</b>	<b>24-72</b>	<b>6-21</b>	<b>17-25</b>	<b>23-30-53</b>	<b>19</b>	<b>71</b>	<b>12</b>	<b>20</b>	<b>3</b>	<b>8</b>	<b>200</b>

TOTAL FG%:33.3% 3-Pt. FG%: 28.6% F Throw %: 68.0%

VMI	fg-fga	fg-fga	ft-fga	o-d-tot	pf	tp	a	to	blk	s	min
HINTON	0-4	0-2	0-0	0-2-2	0	0	0	0	2	1	12
WEETHEE	4-11	1-6	1-4	7-4-11	1	10	1	3	1	1	25
COVINGTON	5-9	0-0	0-3	3-3-6	5	10	0	1	2	1	15
GLASGOW	7-16	4-10	2-2	4-4-8	2	20	4	2	0	1	38
PETERSON	9-18	2-7	5-7	1-3-4	3	25	2	3	1	4	28
BROWN	1-6	0-4	0-0	1-2-3	1	2	1	1	0	4	26
CHAPMAN	2-4	1-2	0-0	0-2-2	1	5	1	0	0	0	19
MARSHALL	1-3	0-2	0-0	0-0-0	2	2	0	0	0	2	4
ANGLADE	0-0	0-0	0-2	0-1-1	2	0	0	0	1	0	5
WATSON	2-4	0-0	2-2	4-3-7	3	6	0	0	2	0	20
ELEBY	1-5	0-2	0-0	1-1-2	0	2	0	0	0	1	8
<b>Totals</b>	<b>32-80</b>	<b>8-35</b>	<b>10-20</b>	<b>23-27-50</b>	<b>20</b>	<b>82</b>	<b>9</b>	<b>11</b>	<b>9</b>	<b>15</b>	<b>200</b>

TOTAL FG%: 40.0% 3-Pt. FG%: 22.9% F Throw %: 50.0%

Score by Periods	1st	2nd	Total
The Citadel	38	33	71
VMI	37	45	82

## GAME 2

VMI 72 (2-0), Air Force Academy 63 (1-1)

Lexington, Va. • Nov. 9, 2013

Attendance: 4,195

AFA	fg-fga	fg-fga	ft-fga	o-d-tot	pf	tp	a	to	blk	s	min
OLESIANSKI	7-13	3-8	6-7	1-8-9	1	23	1	2	0	0	37
WILLIAMS	1-6	0-1	0-0	0-2-2	4	2	2	2	0	2	23
KAMMERER	4-7	0-2	0-1	4-3-7	2	8	1	1	0	0	20
COGGINS	6-12	2-5	0-1	0-2-2	3	14	2	1	0	2	38
VON	3-8	0-2	6-7	0-5-4	4	12	3	3	0	3	35
JORGENSEN	0-0	0-0	0-0	1-1-2	3	0	0	0	0	0	17
TUSS	0-1	0-1	0-0	0-0-0	0	0	0	1	0	0	2
LONG	1-2	0-1	0-0	0-2-2	2	2	0	5	0	1	17
MOER	1-2	0-1	0-2	0-1-1	0	2	0	1	0	0	3
PARKER	0-2	0-1	0-2	0-1-1	1	0	0	1	0	0	8
<b>Totals</b>	<b>23-53</b>	<b>5-22</b>	<b>12-19</b>	<b>7-26-33</b>	<b>20</b>	<b>63</b>	<b>9</b>	<b>17</b>	<b>0</b>	<b>8</b>	<b>200</b>

TOTAL FG%: 43.3% 3-Pt. FG%: 22.7% Free Throw%: 63.2%

VMI	fg-fga	fg-fga	ft-fga	o-d-tot	pf	tp	a	to	blk	s	min
HINTON	2-4	0-2	1-2	2-3-5	3	5	0	1	0	1	13
WEETHEE	4-8	0-3	0-2	3-8-11	3	8	1	1	1	1	37
COVINGTON	7-11	0-0	6-9	2-5-7	4	20	0	2	1	3	36
GLASGOW	6-12	2-6	2-3	1-5-6	2	16	5	1	0	1	39
PETERSON	5-13	2-7	7-10	1-2-3	2	19	2	1	0	4	29
BROWN	1-8	1-4	0-0	1-1-2	2	3	3	1	0	1	28
CHAPMAN	0-2	0-2	0-0	2-0-2	4	0	0	4	0	0	7
MARSHALL	0-1	0-1	0-0	0-0-0	0	0	2	0	0	0	2
ANGLADE	0-1	0-0	0-0	0-1-1	0	0	0	0	1	1	4
WATSON	0-0	0-0	0-0	0-0-0	0	0	0	0	0	0	1
ELEBY	0-1	0-1	0-0	0-1-1	0	0	0	0	0	0	4
<b>Totals</b>	<b>25-61</b>	<b>5-26</b>	<b>16-26</b>	<b>12-27-39</b>	<b>20</b>	<b>71</b>	<b>11</b>	<b>12</b>	<b>4</b>	<b>10</b>	<b>200</b>

TOTAL FG%: 41.0% 3-Pt. FG%: 19.2% Free Throw%: 61.5%

Score by Periods	1st	2nd	Total
Air Force Academy	25	38	63
VMI	39	32	71

## GAME 3

Wake Forest 98 (2-0), VMI 71 (2-1)

Winston-Salem, N.C. • Nov. 12, 2013

Attendance: 5,581

VMI	fg-fga	fg-fga	ft-fga	o-d-tot	pf	tp	a	to	blk	s	min
HINTON	2-11	2-6	0-2	1-4-5	3	6	0	0	0	0	24
WEETHEE	1-7	1-6	2-2	0-2-2	3	5	1	2	0	1	21
COVINGTON	5-14	0-0	3-4	2-4-6	3	13	0	2	4	1	25
GLASGOW	5-10	3-5	2-4	0-2-2	3	15	4	2	0	0	36
PETERSON	4-14	1-5	7-11	2-3-5	3	16	0	1	0	2	28
BROWN	0-2	0-2	3-4	1-0-1	3	3	1	1	0	0	17
BURTON	0-1	0-1	0-0	0-0-0	0	0	0	0	0	0	1
ABSHER	0-2	0-1	0-0	0-0-0	1	0	1	0	0	0	5
CHAPMAN	0-4	0-2	2-2	2-3-5	4	2	3	2	1	1	17
MASON	0-0	0-0	0-0	0-0-0	1	0	0	0	0	0	1
MARSHALL	0-0	0-0	0-0	0-0-0	2	0	0	0	0	0	2
ANGLADE	0-0	0-0	0-0	0-0-0	2	0	0	0	0	1	4
WATSON	0-0	0-0	0-0	0-0-0	1	0	0	1	0	1	5
ELEBY	3-5	2-2	3-3	2-3-5	0	11	2	0	0	1	14
<b>Totals</b>	<b>20-70</b>	<b>9-30</b>	<b>22-32</b>	<b>14-23-37</b>	<b>29</b>	<b>71</b>	<b>12</b>	<b>11</b>	<b>6</b>	<b>7</b>	<b>200</b>

TOTAL FG%: 28.6% 3-Pt. FG%: 30.0% Free Throw%: 68%

Wake	fg-fga	fg-fga	ft-fga	o-d-tot	pf	tp	a	to	blk	s	min
THOMAS	6-9	0-0	8-12	3-14-17	3	20	2	1	2	0	25
MCKIE	4-6	1-1	2-2	1-3-4	2	11	0	1	1	0	19
CAVANAUGH	2-6	0-3	7-8	1-3-4	3	11	0	3	0	0	17
MILLER-MCINTYRE	9-14	0-3	5-6	2-4-6	1	23	7	2	0	0	31
JONES	2-5	0-0	1-2	1-3-4	3	5	9	3	0	1	29
WILLIAMS	2-10	0-5	0-0	1-0-1	1	4	0	0	1	0	21
OVERTON	3-5	1-2	2-3	0-0-0	2	9	0	0	0	0	14
WASHINGTON	1-1	0-0	0-0	0-2-2	3	2	0	1	0	0	8
ROUNTREE	2-3	0-0	0-2	1-4-5	1	4	1	1	1	0	17
PRENDERGAST	1-1	0-0	0-0	0-0-0	0	2	0	0	0	0	1
ANTONELLI	0-0	0-0	0-0	0-0-0	0	0	0	0	0	0	1
VANHORN	0-0	0-0	0-0	0-1-1	0	0	0	0	0	0	1
ADALA MOTO	2-4	0-1	2-4	3-4-7	4	6	1	2	0	0	14
O'BRIEN	0-0	0-0	1-2	0-1-1	0	1	0	0	0	0	1
NIEDRICH	0-0	0-0	0-0	0-0-0	0	0	0	0	0	0	1
<b>Totals</b>	<b>34-64</b>	<b>2-15</b>	<b>28-41</b>	<b>15-42-57</b>	<b>23</b>	<b>98</b>	<b>20</b>	<b>14</b>	<b>5</b>	<b>1</b>	<b>200</b>

TOTAL FG%: 53.1% 3-Pt. FG%: 13.3% Free Throw%: 68.3%

Score by Periods	1st	2nd	Total
VMI	31	40	71
Wake Forest	44	54	98

## GAME 4

VMI 121 (3-1), Bluefield State 80 (1-3)

Lexington, Va. • Nov. 16, 2013

Attendance: 2,126

BSC	fg-fga	fg-fga	ft-fga	o-d-tot	pf	tp	a	to	blk	s	min
TATE	1-8	0-3	6-6	0-4-4	5	8	0	1	0	0	21
SMITH	0-5	0-0	5-6	6-2-8	4	5	0	0	1	0	15
CLAIBORNE	3-6	0-0	0-0	0-7-7	1	6	1	2	0	1	23
DAWKINS	8-12	6-8	0-0	0-0-0	2	22	1	2	0	1	23
DUNNING	1-9	0-2	2-2	0-1-1	3	4	0	7	0	1	21
CARTIER	5-14	3-5	2-2	1-1-2	1	15	2	4	0	1	29
BRYANT	1-5	0-0	0-0	2-1-3	0	2	1	0	0	3	11
DENNY	0-0	0-0	0-0	0-0-0	1	0	1	1	0	0	3
HOLLIDAY	1-4	1-2	1-2	0-0-1	4	1	0	0	0	0	5
BROTHERS	3-4	2-3	2-2	0-1-1	0	10	0	0	0	0	8
COPLEY	1-3	0-2	0-0	0-0-0	0	2	0	0	0	0	11
DICKERSON	1-1	0-0	0-0	0-1-1	1	2	0	1	0	1	8
OUEDRAOGO	0-8	0-0	3-3	7-9-16	4	0	2	2	2	0	32
<b>Totals</b>	<b>25-79</b>	<b>12-25</b>	<b>18-23</b>								

**GAME 7**

**William & Mary 97 (3-3), VMI 67 (4-3)**  
**Williamsburg, Va. • Nov. 11, 2013**

**Attendance: 3,111**

VMI	fg-fga	fg-fga	ft-fga	o-d-tot	pf	tp	a	to	blk	s	min
ELEBY	0-3	0-1	0-0	0-2-2	0	0	0	1	1	0	16
WEETHEE	1-5	0-1	0-0	2-2-4	5	2	1	1	0	1	18
COVINGTON	3-8	0-0	1-3	1-4-5	3	7	1	1	2	1	28
GLASGOW	5-10	2-6	3-5	0-3-3	1	15	2	3	0	1	29
PETERSON	4-17	1-5	3-5	4-7-11	0	12	4	0	0	0	29
BROWN	4-7	3-6	0-0	0-1-1	0	11	1	1	0	0	22
BURTON	0-0	0-0	0-0	0-0-0	0	0	0	1	0	0	7
CHAPMAN	6-9	0-3	4-5	1-3-4	2	16	0	4	2	1	25
MASON	0-0	0-0	0-0	0-0-0	0	0	0	0	0	0	4
MARSHALL	1-5	0-3	0-0	0-0-0	1	2	0	1	0	0	9
ANGLADE	1-2	0-0	0-1	1-4-5	0	2	0	0	0	2	9
WATSON	0-1	0-0	0-0	0-0-0	2	0	0	0	0	0	4
TEAM				2-1-3							
<b>Totals</b>	<b>25-67</b>	<b>6-25</b>	<b>11-19</b>	<b>11-27-38</b>	<b>14</b>	<b>67</b>	<b>9</b>	<b>13</b>	<b>7</b>	<b>5</b>	<b>200</b>

**TOTAL FG%: 37.3% 3-Pt. FG%: 24.0% F Throw %: 57.9%**

W&M	fg-fga	fg-fga	ft-fga	o-d-tot	pf	tp	a	to	blk	s	min
RUSTHOVEN	10-17	0-0	6-7	6-10-16	3	26	5	1	1	0	28
GAILLARD	3-12	0-2	1-1	1-4-5	4	7	3	0	0	0	32
BOATNER	3-8	3-8	0-0	0-6-6	2	9	3	1	1	0	33
THORNTON	4-9	3-6	0-0	0-1-1	2	11	2	1	0	0	33
TARPEY	3-6	0-1	4-5	0-9-9	0	10	4	2	2	6	27
PREWITT	7-14	5-7	3-4	2-4-6	3	22	1	1	1	1	24
WHITLACH	0-1	0-1	0-0	0-0-0	0	0	0	0	0	0	3
HELDRLING	1-1	1-1	0-0	0-0-0	0	3	0	0	0	1	3
SHELDON	3-5	0-0	3-4	3-1-4	2	9	2	1	0	1	9
SCHALK	0-1	0-1	0-0	1-1-2	1	0	0	0	0	0	8
TEAM				1-1-2							
<b>Totals</b>	<b>34-74</b>	<b>12-27</b>	<b>17-21</b>	<b>14-37-51</b>	<b>17</b>	<b>97</b>	<b>20</b>	<b>6</b>	<b>6</b>	<b>9</b>	<b>200</b>

**TOTAL FG%: 45.9% 3-Pt. FG%: 44.4% F Throw %: 81.0%**

Score by Periods	1st	2nd	Total
VMI	35	32	67
William & Mary	44	53	97

**GAME 8**

**Elon 87 (5-4), VMI 70 (4-4)**  
**Elon, N.C. • Dec. 3, 2013**

**Attendance: 1,018**

VMI	fg-fga	fg-fga	ft-fga	o-d-tot	pf	tp	a	to	blk	s	min
COVINGTON	5-13	0-0	1-1	2-10-12	5	11	2	2	2	1	32
WEETHEE	5-13	0-3	5-6	1-4-5	4	15	1	0	0	1	31
GLASGOW	5-13	1-6	2-2	1-0-1	2	13	3	1	0	0	38
BROWN	4-9	3-6	0-0	1-4-5	3	11	1	3	0	0	34
PETERSON	5-12	2-4	2-4	0-1-1	3	14	0	2	0	1	26
BURTON	0-1	0-1	0-0	0-0-0	1	0	1	0	0	0	2
CHAPMAN	1-3	0-1	2-2	1-0-1	1	4	1	1	0	0	17
MARSHALL	0-0	0-0	0-0	0-0-0	1	0	0	1	0	0	2
ANGLADE	1-2	0-0	0-0	1-1-2	5	2	0	0	0	1	8
WATSON	0-0	0-0	0-0	0-0-0	0	0	0	0	0	0	1
ELEBY	0-0	0-0	0-0	0-2-2	1	0	1	2	0	1	9
TEAM				3-3-6							
<b>Totals</b>	<b>26-66</b>	<b>6-21</b>	<b>12-15</b>	<b>10-25-35</b>	<b>26</b>	<b>70</b>	<b>10</b>	<b>12</b>	<b>2</b>	<b>5</b>	<b>200</b>

**TOTAL FG%: 39.4% 3-Pt. FG%: 28.6% Free Throw%: 80.0%**

ELON	fg-fga	fg-fga	ft-fga	o-d-tot	pf	tp	a	to	blk	s	min
BEAUMONT	4-9	0-2	2-4	2-4-6	4	10	2	2	1	0	20
TROUTMAN	8-9	0-0	5-11	0-3-3	3	21	2	4	1	0	29
SAMSON	5-8	5-8	8-10	1-8-9	1	23	3	1	0	0	36
HAMILTON	0-2	0-0	0-0	0-1-1	4	0	1	0	0	0	9
KOCH	4-8	1-4	0-0	1-4-5	1	9	2	1	0	0	34
DAWKINS	0-0	0-0	2-2	0-0-0	1	2	0	0	0	0	4
EDDY	1-3	0-1	0-2	0-2-2	0	2	1	3	0	2	15
BLAKE	4-5	0-1	0-2	0-0-0	2	8	2	0	0	1	17
HAIRSTON	1-3	0-0	0-0	0-1-1	0	2	0	0	0	0	8
SABATO	1-2	0-0	0-0	1-0-1	0	2	0	0	0	0	5
ISENBARGER	2-4	0-2	4-7	2-4-6	0	8	2	0	0	0	23
TEAM				0-3-3							
<b>Totals</b>	<b>30-53</b>	<b>6-18</b>	<b>21-38</b>	<b>7-30-37</b>	<b>16</b>	<b>87</b>	<b>15</b>	<b>11</b>	<b>2</b>	<b>6</b>	<b>200</b>

**TOTAL FG%: 56.6% 3-Pt. FG%: 33.3% Free Throw%: 55.3%**

Score by Periods	1st	2nd	Total
VMI	31	39	70
Elon	42	45	87

**GAME 9**

**VMI 9-4 (5-4), Wright State 74 (5-6)**  
**Lexington, Va. • Dec. 7, 2013**

**Attendance: 2,453**

VMI	fg-fga	fg-fga	ft-fga	o-d-tot	pf	tp	a	to	blk	s	min
DARLING	1-4	0-0	0-0	0-2-2	5	2	0	0	0	0	12
PACHER	6-9	0-1	2-2	2-2-4	3	14	2	0	0	0	20
ARCENEUX	1-2	0-1	0-0	0-3-3	0	2	2	0	0	1	17
GRiffin	2-5	1-1	0-2	1-2-3	2	5	3	4	1	1	29
VEST	4-8	1-2	3-4	1-5-6	1	12	2	1	0	0	30
DAVIS	1-3	0-1	2-2	1-1-2	1	4	0	1	0	0	11
COLLIE	0-0	0-0	0-0	0-0-0	0	0	0	0	0	0	1
YOUNG	2-5	0-1	5-8	0-3-3	5	9	1	1	0	0	15
DIXON	4-9	0-1	5-6	1-2-3	1	13	2	1	0	1	27
HOWELL	2-3	1-1	0-1	0-0-0	0	5	0	0	0	0	12
YOHO	4-11	0-3	0-1	1-4-5	1	8	1	1	1	0	25
GOSSARD	0-0	0-0	0-0	0-0-0	0	0	0	0	0	0	1
TEAM				1-1-2							
<b>Totals</b>	<b>27-59</b>	<b>3-12</b>	<b>17-26</b>	<b>8-25-33</b>	<b>19</b>	<b>74</b>	<b>13</b>	<b>10</b>	<b>3</b>	<b>3</b>	<b>200</b>

**TOTAL FG%: 45.8% 3-Pt. FG%: 25.0% Free Throw%: 65.4%**

VMI	fg-fga	fg-fga	ft-fga	o-d-tot	pf	tp	a	to	blk	s	min
COVINGTON	6-12	0-0	2-4	2-9-11	4	14	3	5	1	0	31
WEETHEE	5-9	3-6	2-2	1-4-5	4	15	4	0	0	0	30
GLASGOW	4-9	3-5	4-5	0-3-3	0	15	10	1	0	1	38
BROWN	5-9	5-9	0-0	0-2-2	2	15	0	0	0	0	23
PETERSON	7-16	4-9	3-4	4-5-9	3	21	2	0	3	3	37
BURTON	0-0	0-0	0-0	0-0-0	0	0	0	0	0	0	1
CHAPMAN	3-5	2-2	1-2	1-3-4	2	9	1	1	1	0	22
MASON	0-0	0-0	0-0	0-0-0	0	0	0	0	0	0	1
MARSHALL	0-0	0-0	0-0	0-0-0	0	0	0	0	0	0	1
ANGLADE	2-3	0-0	1-4	1-0-1	3	5	0	0	3	0	11
WATSON	0-0	0-0	0-0	0-1-1	1	0	0	0	0	0	1
ELEBY	0-0	0-0	0-0	0-0-0	0	0	0	0	0	0	4
TEAM				2-3-5							
<b>Totals</b>	<b>32-63</b>	<b>17-31</b>	<b>13-21</b>	<b>12-29-41</b>	<b>19</b>	<b>94</b>	<b>18</b>	<b>10</b>	<b>5</b>	<b>4</b>	<b>200</b>

**TOTAL FG%: 50.8% 3-Pt. FG%: 54.8% Free Throw%: 61.9%**

Score by Periods	1st	2nd	Total
Wright State	36	38	74
VMI	47	47	94

**GAME 10**

**VMI 110 (6-4), Virginia University-Lynchburg 78 (4-10)**  
**Lexington, Va. • Dec. 9, 2013**

**Attendance: 814**

VMI	fg-fga	fg-fga	ft-fga	o-d-tot	pf	tp	a	to	blk	s	min
GRAVELY	5-14	1-3	1-2	2-13-15	1	12	3	1	0	0	40
CATO	8-16	0-1	2-4	10-6-16	2	18	1	2	0	2	29
ZORNJAN	4-9	0-0	0-0	1-2-3	1	8	0	4	1	1	18
MCPHAUL	2-6	0-2	0-0	1-0-1	4	4	3	7	0	1	30
BROMELL	1-7	1-1	1-2	1-3-4	3	4	2	1	0	6	28
JANEAS	0-3	0-2	1-2	0-0-0	0	1	2	2	0	0	9
VAUGHAN	0-2	0-1	0-0	1-0-1	1	0	0	1	0	0	6
ROBERTSON	1-1	0-0	0-0	0-0-0	2	2	0	1	0	0	4
CALVIN	7-14	1-1	5-7	2-1-3	0	20	1	2	0	0	13
KUON	0-0	0-0	0-0	0-0-0	0	0	0	0	0	0	2
WYNN	3-10	0-1	3-6	2-2-4	4	9	1</				

**GAME 13**

VMI 128 (7-6), Washington College 54 (3-7)  
Lexington, Va. • Jan. 4, 2014  
Attendance: 507

	fg-fga	fg-fga	ft-fga	o-d-tot	pf	tp	a	blk	s	min
WAC	fg-fga	fg-fga	ft-fga	o-d-tot	pf	tp	a	blk	s	min
FLANIGAN	2-4	1-3	0-0	1-1-2	2	5	1	2	0	11
MORGAN	3-5	2-3	0-0	0-0-0	5	8	1	1	0	10
BROOKS	1-3	1-2	1-2	1-1-2	1	4	3	5	0	26
CUNNINGHAM-16	0-2	1-6	8-19	2	11	1	0	0	0	29
WESTON	2-11	1-3	0-0	0-0-0	5	5	1	4	0	23
SHAPIRO	0-1	0-1	0-0	1-1-2	0	0	1	4	0	19
MURPHY	1-7	1-4	0-0	0-1-1	1	3	2	1	0	13
FALCONIERO	0-0	0-0	0-0	1-0-1	1	0	0	1	0	9
SILHANEK	3-6	0-0	0-0	1-1-2	3	6	1	0	0	13
KNOX	2-6	0-2	1-2	1-5-6	1	5	1	2	0	18
DRURY	2-10	1-6	2-2	0-1-1	1	7	0	3	0	19
TEAM				2-0-2						
<b>Totals</b>	<b>21-69</b>	<b>7-26</b>	<b>5-12</b>	<b>16-12-28</b>	<b>22</b>	<b>54</b>	<b>12</b>	<b>23</b>	<b>0</b>	<b>7 200</b>

TOTAL FG%: 30.4% 3-Pt. FG%: 26.9% F Throw %: 41.7%

	fg-fga	fg-fga	ft-fga	o-d-tot	pf	tp	a	blk	s	min
VMI	fg-fga	fg-fga	ft-fga	o-d-tot	pf	tp	a	blk	s	min
CHAPMAN	2-4	0-0	1-2	1-2-3	2	5	3	1	0	14
COVINGTON	5-6	0-0	6-7	3-2-5	1	16	2	1	3	18
WEETHEE	4-7	1-3	3-4	2-2-4	0	12	2	2	0	14
GLASGOW	5-6	3-4	2-2	0-6-6	0	15	5	0	0	120
PETERSON	6-9	3-4	5-5	0-2-2	2	20	4	1	0	18
BURTON	3-6	1-3	5-6	0-1-1	3	12	2	2	0	120
ABSHER	2-3	2-3	0-0	0-3-3	3	6	3	1	0	19
MASON	1-4	0-1	0-0	2-3-5	0	2	2	2	0	11
MARSHALL	6-11	4-7	3-3	1-1-2	2	19	0	1	0	13
ANGLADE	6-6	0-0	0-0	2-1-3	2	12	0	1	0	15
WATSON	2-2	0-0	0-0	0-3-3	2	4	0	1	2	16
ELEBY	1-4	0-1	3-4	2-5-7	0	5	2	1	1	22
TEAM				0-4-4						
<b>Totals</b>	<b>43-68</b>	<b>14-26</b>	<b>28-33</b>	<b>13-35-48</b>	<b>17</b>	<b>128</b>	<b>25</b>	<b>14</b>	<b>6</b>	<b>13 200</b>

TOTAL FG%: 63.2% 3-Pt. FG%: 53.8% F Throw %: 84.8%

Score by Periods	1st	2nd	Total
Washington College	25	29	54
VMI	70	58	128

**GAME 14**

VMI 95 (8-6, 1-0 BSC), Longwood (5-11, 0-1 BSC)  
Lexington, Va. • Jan. 8, 2014  
Attendance: 653

	fg-fga	fg-fga	ft-fga	o-d-tot	pf	tp	a	blk	s	min
LWU	fg-fga	fg-fga	ft-fga	o-d-tot	pf	tp	a <td>blk</td> <td>s</td> <td>min</td>	blk	s	min
ZIEGLER	7-9	0-0	1-3	0-4-4	3	15	1	1	0	23
HAVERSTEIN	0-1	0-0	2-2	2-1-3	3	2	0	1	0	14
FISHER	3-9	1-3	2-2	1-0-1	4	9	1	1	0	29
WOODHOUSES-12	1-4	6-6	0-1-1	4	17	8	4	0	2	37
CAREY	4-14	2-7	0-0	0-5-5	2	10	1	1	0	39
ALLEN	2-5	0-2	0-0	1-3-4	3	4	2	1	0	18
BELTON	1-3	0-0	2-2	0-0-0	1	4	0	0	0	10
DUBLIN	3-10	0-0	0-2	0-3-3	3	6	0	1	0	12
GETER	2-2	0-0	1-2	3-5-8	3	5	2	4	1	0 28
AKERS	0-0	0-0	0-0	0-0-0	0	0	0	0	0	0+
TEAM				2-3-5						
<b>Totals</b>	<b>27-65</b>	<b>4-16</b>	<b>14-19</b>	<b>9-25-34</b>	<b>26</b>	<b>72</b>	<b>15</b>	<b>14</b>	<b>1</b>	<b>7 200</b>

TOTAL FG%: 41.5% 3-Pt. FG%: 25.0% Free Throw%: 73.7%

	fg-fga	fg-fga	ft-fga	o-d-tot	pf	tp	a	blk	s	min
VMI	fg-fga	fg-fga	ft-fga	o-d-tot	pf	tp	a <td>blk</td> <td>s</td> <td>min</td>	blk	s	min
CHAPMAN	1-6	1-5	0-0	0-2-2	1	3	2	0	0	13
COVINGTON	4-10	0-0	7-9	5-11-16	2	15	2	4	4	2 34
WEETHEE	3-7	1-4	2-2	2-4-6	1	9	0	2	1	20
GLASGOW	5-10	1-4	4-5	2-4-6	1	15	2	2	0	1 38
PETERSON	8-13	2-5	12-16	2-0-2	1	30	4	4	0	0 37
BROWN	4-12	3-10	0-0	0-2-2	2	11	2	3	0	2 26
MARSHALL	0-2	0-2	2-3	0-0-0	1	2	0	0	0	1 5
ANGLADE	2-2	0-0	0-4	5-4-9	4	4	0	0	1	1 20
ELEBY	2-5	1-4	1-2	1-1-2	2	6	1	0	0	0 7
TEAM				2-2-4						
<b>Totals</b>	<b>29-67</b>	<b>9-34</b>	<b>28-41</b>	<b>19-30-49</b>	<b>15</b>	<b>95</b>	<b>14</b>	<b>15</b>	<b>6</b>	<b>7 200</b>

TOTAL FG%: 43.3% 3-Pt. FG%: 26.5% Free Throw%: 68.3%

Score by Periods	1st	2nd	Total
Longwood	38	34	72
VMI	45	50	95

**GAME 15**

Liberty 85 (7-10, 1-1 BSC), VMI 80 (8-7, 1-1 BSC)  
Lexington, Va. • Jan. 11, 2014  
Attendance: 1,567

	fg-fga	fg-fga	ft-fga	o-d-tot	pf	tp	a	blk	s	min
LU	fg-fga	fg-fga	ft-fga	o-d-tot	pf	tp	a <td>blk</td> <td>s</td> <td>min</td>	blk	s	min
SMITH	4-8	0-0	5-8	3-4-7	2	13	0	0	2	1 23
GIELO	4-8	0-2	0-0	1-10-11	1	8	1	2	1	0 35
CORONADO10-16	0-0	0-3	11-2-13	4	20	1	0	1	0	31
MARSHALL	6-11	4-8	0-0	1-2-3	2	16	1	0	0	0 36
SANDERS	5-8	1-2	4-5	2-3-5	1	15	6	6	0	0 35
LAYER	0-1	0-1	0-0	0-0-0	0	0	0	0	0	0 2
VANDER POL1-1	0-0	1-1	0-0	0-2-2	1	3	0	1	0	0 6
RETIC	1-2	0-1	1-2	0-0-0	2	3	0	3	0	1 12
BURRUS	1-11	0-0	5-7	4-4-8	0	7	0	3	1	0 20
TEAM				2-1-3						
<b>Totals</b>	<b>32-66</b>	<b>5-14</b>	<b>16-26</b>	<b>24-28-52</b>	<b>13</b>	<b>85</b>	<b>8</b>	<b>17</b>	<b>4</b>	<b>3 200</b>

TOTAL FG%: 48.5% 3-Pt. FG%: 35.7% Free Throw%: 61.5%

	fg-fga	fg-fga	ft-fga	o-d-tot	pf	tp	a	blk	s	min
VMI	fg-fga	fg-fga	ft-fga	o-d-tot	pf	tp	a <td>blk</td> <td>s</td> <td>min</td>	blk	s	min
COVINGTON	5-6	0-0	1-2	2-5-7	4	11	0	1	2	1 21
WEETHEE	4-12	3-9	0-0	0-2-2	3	11	1	1	0	0 31
GLASGOW	9-15	5-9	4-4	0-3-3	0	27	5	2	0	2 38
BROWN	2-7	1-6	0-1	0-1-1	0	5	3	1	0	1 30
PETERSON	5-16	2-9	3-4	2-1-3	3	15	3	2	0	4 37
CHAPMAN	0-1	0-1	0-2	1-1-2	0	0	0	0	0	0 9
MARSHALL	0-1	0-1	0-1	1-3-4	1	0	0	0	0	0 7
ANGLADE	4-7	0-0	0-0	5-1-6	5	8	0	1	1	2 16
WATSON	0-0	0-0	0-0	0-0-0	1	0	0	0	3	1 7
ELEBY	1-3	1-3	0-0	0-0-0	1	0	0	0	0	1 4
TEAM				2-1-3						
<b>Totals</b>	<b>30-68</b>	<b>12-38</b>	<b>8-14</b>	<b>13-18-31</b>	<b>17</b>	<b>80</b>	<b>12</b>	<b>8</b>	<b>7</b>	<b>12 200</b>

TOTAL FG%: 44.1% 3-Pt. FG%: 31.6% Free Throw%: 57.1%

Score by Periods	1st	2nd	Total
Liberty	38	47	85
VMI	37	43	80

**GAME 16**

VMI 101 (9-7, 2-1 BSC), Radford 88 (12-6, 2-1 BSC)  
Radford, Va. • Jan. 15, 2014  
Attendance: 2,058

	fg-fga	fg-fga	ft-fga	o-d-tot	pf	tp	a	blk	s	min
VMI	fg-fga	fg-fga	ft-fga	o-d-tot	pf	tp	a <td>blk</td> <td>s</td> <td>min</td>	blk	s	min
COVINGTON10-16	0-0	8-11	2-9-11	4	28	0	2	1	2	34
HINTON	0-1	0-1	0-0	1-1-2	0	0	1	1	0	0 11
ANGLADE	2-5	0-0	1-2	1-1-2	4	5	1	0	2	1 14
GLASGOW	13-16	0-1	10-10	1-3-4	2	36	5	1	0	2 37
PETERSON	7-17	1-3	5-6	1-2-3	2	20	0	0	0	3 33
BROWN	1-4	1-3	1-2	0-1-1	1	4	3	0	0	0 31
CHAPMAN	1-5	0-0	3-6	2-4-6	2	5	1	0	0	1 25
MARSHALL	0-1	0-1	0-0	0-0-0	1	0	0	0	0	0 2
WATSON	0-0	0-0	0-0	0-0-0	0	0	0	0	0	0 1
WEETHEE	1-3	1-2	0-0	0-2-2	2	3	0	0	0	0 12
TEAM				2-2-4						
<b>Totals</b>	<b>35-68</b>	<b>3-11</b>	<b>28-37</b>	<b>10-25-35</b>	<b>18</b>	<b>101</b>	<b>11</b>	<b>4</b>	<b>3</b>	<b>9 200</b>

TOTAL FG%: 51.5% 3-Pt. FG%: 27.3% Free Throw%: 75.7%

	fg-fga	fg-fga	ft-fga	o-d-tot	pf	tp	a	blk	s	min
Radford	fg-fga	fg-fga	ft-fga	o-d-tot	pf	tp	a <td>blk</td> <td>s</td> <td>min</td>	blk	s	min
GREEN	6-10	1-1	7-8	0-13-13	3	20	0	5	2	2 29
NOREEN	6-7	0-1	0-0	1-2-3	3	12	5	1	2	0 24
HOLCOMB	2-6	0-0	4-4	4-6-10	3	8	1	3	0	0 24
PRICE	3-11	1-5	0-0	0-2-2	4	7	4	2	0	1 33
ANDERSON	1-4	0-3	3-4	2-0-2	3	5	1	1	0	0 29
BROWN	2-5	0-0	0-0	1-3-4	2	4				

**GAME 19**

Winthrop 58 (10-8, 4-2 BSC), VMI 57 (10-9, 3-3 BSC)  
 Rock Hill, S.C. • Jan. 25, 2014

Attendance: 1,589

VMI	fg-fga	fg-fga	ft-fga	o-d-tot	pf	tp	a	blk	s	min
COVINGTON7-15	0-0	5-8	4-8-12	2	19	1	3	6	2	30
ANGLADE	1-2	0-0	0-0	1-4-5	2	2	0	2	1	0
GLASGOW	5-10	3-5	0-0	1-2-3	1	13	0	1	0	1
BROWN	1-6	0-3	0-0	1-4-5	2	2	1	1	0	1
PETERSON	4-17	1-8	7-7	2-0-2	2	16	2	2	1	2
CHAPMAN	2-4	0-1	0-1	1-4-5	3	4	1	0	1	0
MARSHALL	0-1	0-1	0-0	0-0-0	0	0	0	0	0	0
HINTON	0-0	0-0	0-0	0-1-1	0	0	0	0	0	0
WEETHEE	0-3	0-3	1-2	0-2-2	1	1	1	1	0	0
TEAM				0-4-4						
<b>Totals</b>	<b>20-58</b>	<b>4-21</b>	<b>13-18</b>	<b>10-29-39</b>	<b>13</b>	<b>57</b>	<b>6</b>	<b>10</b>	<b>9</b>	<b>6</b>

**TOTAL FG%: 34.5% 3-Pt. FG%: 19.0% F Throw %: 72.2%**

WU	fg-fga	fg-fga	ft-fga	o-d-tot	pf	tp	a	blk	s	min
JEROME	3-7	1-1	2-2	2-4-6	2	9	3	3	0	1
BOURNE	2-5	0-0	2-2	3-2-5	4	6	0	2	0	0
PRESCOTT	0-3	0-0	0-2	1-1-2	1	0	0	0	0	1
VEGA	0-0	0-0	1-2	1-1-2	0	1	0	2	0	0
MOORE	6-16	4-10	2-2	1-8-9	1	18	0	1	0	1
FARMER	1-3	0-2	0-0	0-0-0	1	2	0	0	0	0
JOHNSON	6-14	2-6	3-3	0-3-3	2	17	2	0	0	1
SMITH	0-2	0-1	0-0	0-1-1	0	0	0	1	0	0
CARTER	0-1	0-0	0-0	1-1-2	0	0	0	1	0	0
BROWN	0-4	0-0	0-0	1-3-4	4	0	0	1	0	1
DAVENPORT	1-5	0-1	3-4	2-6-8	0	5	1	1	0	1
SCOTT	0-0	0-0	0-0	0-1-1	1	0	0	0	0	0
TEAM				2-1-3						
<b>Totals</b>	<b>19-60</b>	<b>7-21</b>	<b>13-17</b>	<b>14-32-46</b>	<b>16</b>	<b>58</b>	<b>6</b>	<b>12</b>	<b>0</b>	<b>6</b>

**TOTAL FG%: 31.7% 3-Pt. FG%: 33.3% F Throw %: 76.5%**

Score by Periods	1st	2nd	Total
VMI	37	20	57
Winthrop	24	34	58

**GAME 20**

VMI 109 (11-9, 4-3 BSC), Asheville 105 (10-11, 4-3 BSC)  
 Asheville, N.C. • Jan. 28, 2014

Attendance: 959

VMI	fg-fga	fg-fga	ft-fga	o-d-tot	pf	tp	a	blk	s	min
ANGLADE	2-3	0-0	0-3	4-5-9	4	4	0	0	0	0
COVINGTONS-14	0-0	3-4	2-3-5	4	13	1	1	6	1	26
GLASGOW	11-25	5-11	8-9	3-3-6	1	35	10	1	0	0
BROWN	2-4	0-1	2-2	1-0-1	4	6	3	0	0	1
PETERSON	13-22	3-6	8-10	5-10-15	1	37	4	3	1	2
CHAPMAN	0-2	0-0	2-4	1-1-2	2	2	0	0	0	0
MARSHALL	1-2	1-1	0-0	0-0-0	1	3	1	0	0	0
HINTON	2-3	2-2	0-0	1-2-3	1	6	0	1	1	0
WATSON	0-1	0-0	2-2	1-0-1	2	2	0	0	0	0
ELEBY	0-0	0-0	0-0	0-0-0	1	0	0	0	2	0
WEETHEE	0-2	0-0	1-4	1-4-5	2	1	1	0	0	0
TEAM				1-0-1						
<b>Totals</b>	<b>36-78</b>	<b>11-21</b>	<b>26-38</b>	<b>20-28-48</b>	<b>23</b>	<b>109</b>	<b>20</b>	<b>6</b>	<b>10</b>	<b>4</b>

**TOTAL FG%: 46.2% 3-Pt. FG%: 52.4% Free Throw%: 68.4%**

UNCA	fg-fga	fg-fga	ft-fga	o-d-tot	pf	tp	a	blk	s	min
LANE	7-13	1-1	12-14	3-12-15	2	27	6	4	0	0
HUGHES	0-0	0-0	0-0	0-0-0	2	0	0	0	0	0
CUNNINGHAM-12	0-0	4-6	5-8-13	5	10	0	3	7	1	25
ROBERTSON	5-11	4-7	0-2	0-5-5	0	14	7	1	0	2
ROWSEY	10-18	4-9	11-11	0-3-3	2	35	4	1	0	2
WILMOTH	0-0	0-0	1-3	0-1-1	4	1	0	0	0	0
PAL	1-4	0-0	0-0	0-1-1	0	2	0	0	1	0
ZILLI	1-1	0-0	0-0	0-0-0	1	2	0	0	0	0
LITTLEJOHN	4-10	0-2	0-0	4-1-5	4	8	1	1	1	0
ROBERTS	3-5	0-0	0-0	0-2-2	2	6	1	1	0	1
TEAM				0-0-0						
<b>Totals</b>	<b>34-74</b>	<b>9-19</b>	<b>28-36</b>	<b>12-33-45</b>	<b>22</b>	<b>105</b>	<b>19</b>	<b>10</b>	<b>5</b>	<b>20</b>

**TOTAL FG%: 45.9% 3-Pt. FG%: 47.4% Free Throw%: 77.8%**

Score by Periods	1st	2nd	Total
VMI	55	54	109
UNC Asheville	56	49	105

**GAME 21**

VMI 107 (12-9, 5-3 BSC), Presbyterian 93 (4-19, 0-8 BSC)  
 Lexington Va. • Jan. 31, 2014

Attendance: 2,856

PC	fg-fga	fg-fga	ft-fga	o-d-tot	pf	tp	a	blk	s	min
DOWNING	7-15	3-6	5-7	2-6-8	3	22	0	0	1	0
TRUSS	4-9	0-0	3-6	5-7-12	3	11	0	0	0	0
TERRY	6-13	2-5	7-10	1-3-4	2	21	3	0	1	0
ANDERSON	3-7	2-3	0-2	0-3-3	2	8	3	5	0	1
DILLARD	9-18	1-2	4-4	2-3-5	3	23	3	2	0	0
HERRERA	1-3	0-1	0-0	0-1-1	2	2	0	0	0	1
ADAMS	0-0	0-0	0-0	0-0-0	0	0	0	0	0	0
DREW	2-2	0-0	2-3	0-3-3	5	6	0	0	1	0
TEAM				3-2-5						
<b>Totals</b>	<b>32-67</b>	<b>8-17</b>	<b>21-32</b>	<b>13-28-41</b>	<b>20</b>	<b>93</b>	<b>9</b>	<b>7</b>	<b>3</b>	<b>2</b>

**TOTAL FG%: 47.8% 3-Pt. FG%: 47.1% Free Throw%: 65.6%**

VMI	fg-fga	fg-fga	ft-fga	o-d-tot	pf	tp	a	blk	s	min
COVINGTON7-13	0-0	3-7	5-8-13	2	17	3	0	2	3	35
ANGLADE	3-5	0-0	1-2	4-4-8	5	7	1	1	2	1
GLASGOW	10-21	2-7	4-4	1-2-3	0	26	7	1	0	0
BROWN	5-7	3-4	0-0	0-2-2	4	13	0	0	0	0
PETERSON	9-19	7-10	0-0	2-3-5	4	25	2	0	0	0
CHAPMAN	1-4	0-2	0-0	0-0-0	3	2	1	0	0	15
MARSHALL	1-2	1-2	0-0	0-0-0	1	3	0	0	0	1
HINTON	2-5	0-2	1-2	1-6-7	3	5	0	0	1	0
WATSON	0-0	0-0	0-0	0-0-0	0	0	0	0	0	0
ELEBY	3-5	2-4	1-1	0-5-5	1	9	0	2	0	0
WEETHEE	0-1	0-1	0-0	0-1-1	0	0	1	0	0	0
TEAM				3-0-3						
<b>Totals</b>	<b>41-82</b>	<b>15-32</b>	<b>10-16</b>	<b>16-31-47</b>	<b>23</b>	<b>107</b>	<b>15</b>	<b>4</b>	<b>6</b>	<b>6</b>

**TOTAL FG%: 50.0% 3-Pt. FG%: 46.9% Free Throw%: 62.5%**

Score by Periods	1st	2nd	Total
Presbyterian	41	52	93
VMI	56	51	107

**GAME 22**

VMI 108 (13-9, 6-3 BSC), Gardner-Webb 104 (12-12, 5-4 BSC) OT  
 Boiling Springs, N.C. • Feb. 5, 2014

Attendance: 1,450

VMI	fg-fga	fg-fga	ft-fga	o-d-tot	pf	tp	a	blk	s	min
COVINGTON13-16	0-0	2-6	6-7-13	3	28	2	6	5	1	55
ANGLADE	3-9	0-0	0-0	4-6-10	5	6	0	1	2	0
GLASGOW	8-18	4-8	1-2	1-5-6	4	21	12	3	0	5
BROWN	7-11	6-9	2-2	0-2-2	2	22	3	0	0	0
PETERSON	8-25	1-5	3-7	1-4-5	3	20	3	2	1	0
CHAPMAN	0-2	0-1	0-0	1-1-2	0	0	0	0	1	0
MARSHALL	4-6	1-3	2-2	0-3-3	3	11	2	1	0	1
HINTON	0-0	0-0	0-0	0-2-2	1	0	1	1	0	0
WATSON	0-0	0-0	0-0	0-0-0	1	0	0	0	0	0
ELEBY	0-2	0-1	0-0	0-0-0	0	0	0	2	0	0
WEETHEE	0-0	0-0	0-0	0-1-1	0	0	0	2	0	0
TEAM				5-6-11						
<b>Totals</b>	<b>43-89</b>	<b>12-27</b>	<b>10-19</b>	<b>18-37-55</b>	<b>22</b>	<b>108</b>	<b>23</b>	<b>18</b>	<b>9</b>	<b>7</b>

**TOTAL FG%: 48.3% 3-Pt. FG%: 44.4% Free Throw%: 52.6%**

GWU	fg-fga	fg-fga	ft-fga	o-d-tot	pf	tp	a	blk	s	min
HARPER	6-18	0-0	3-3	4-0-4	3	15	3	2	1	2
HILL	5-19	0-1	5-6	8-7-15	4	15	3	0	0	4
BYRON	3-3	0-0	0-0	2-1-3	1	6	0	0	0	0
STRANGE	5-15	3-10	4-5	1-1-2	3	17	6	0	0	4
HIBBERT	4-16	2-8	0-0	1-3-4	3	10	4	0	0	2
CASTELLANOS-7	2-4	3-4	0-1	2	11	2	0	2	0	2
BRANCH	2-2	0-0	2-3	1-5-6	1	6	0	2	2	1
DAVIS	0-0	0-0	0-0	0-0-0	0	0	1	0	0	0
NELSON	8-19	0-0	8-9	11-14-25	4	24	1	3	0	1
IVEY	0-0	0-0	0-0	0-0-0	0	0	1	0	0	0
TEAM				2-1-3						
<b>Totals</b>	<b>36-99</b>	<b>7-23</b>	<b>25-30</b>	<b>30-33-63</b>						

**GAME 25**

VMI 77 (15-10, 8-4 BSC), Liberty 70 (9-18, 3-9 BSC)  
Lynchburg, Va. • Feb. 15, 2014

Attendance: 2,595

VMI	fg-fga	fg-fga	ft-fga	o-d-tot	pf	tp	a	to	blk	s	min
COVINGTON	4-11	0-0	4-4	1-11-12	3	12	0	0	3	0	34
ANGLADE	0-1	0-0	2-2	3-2-5	3	2	1	1	0	0	14
GLASGOW	8-16	3-9	6-7	0-1-1	4	25	7	3	0	3	37
BROWN	0-3	0-1	0-0	1-0-1	0	0	0	0	0	0	12
PETERSON	8-17	2-5	0-0	2-10-12	2	18	1	1	1	1	37
CHAPMAN	0-1	0-0	2-2	2-1-3	1	2	0	1	0	0	17
MARSHALL	2-7	2-6	0-0	1-0-1	0	6	1	1	0	2	18
WATSON	0-0	0-0	0-0	0-0-0	1	0	0	0	0	0	1
WEETHEE	4-11	3-8	1-2	1-2-3	3	12	1	1	0	0	30
TEAM				0-2-2							
<b>Totals</b>	<b>26-67</b>	<b>10-29</b>	<b>15-17</b>	<b>11-29-40</b>	<b>17</b>	<b>77</b>	<b>11</b>	<b>8</b>	<b>4</b>	<b>6</b>	<b>200</b>

TOTAL FG%: 38.8% 3-Pt. FG%: 34.5% F Throw %: 88.2%

LU	fg-fga	fg-fga	ft-fga	o-d-tot	pf	tp	a	to	blk	s	min
SMITH	4-5	0-0	1-6	0-9-9	4	9	1	5	0	1	31
GIELO	1-6	0-2	0-0	1-6-7	3	2	1	1	1	1	35
BURRUS	11-19	0-0	1-2	1-3-4	3	23	1	3	0	0	35
RETIC	4-8	0-0	1-1	0-3-3	2	9	4	1	0	0	25
SANDERS	5-16	0-2	1-2	0-2-2	2	11	2	1	0	0	36
MARSHALL	4-9	2-4	0-1	1-1-2	1	10	1	0	0	1	22
ROBERTS	0-0	0-0	0-0	0-0-0	0	0	0	0	0	0	0+
ALCEGAIRE	0-0	0-0	0-0	0-0-0	0	0	0	0	0	0	2
DONLEY	0-0	0-0	1-3	0-0-0	1	0	0	0	0	0	0+
VANDER POL	1-1	0-0	0-0	0-3-3	0	2	0	1	1	0	5
CORONADO	1-2	0-0	1-2	4-0-4	4	3	0	1	0	0	9
TEAM				5-3-8							
<b>Totals</b>	<b>31-66</b>	<b>2-8</b>	<b>6-17</b>	<b>12-30-42</b>	<b>19</b>	<b>70</b>	<b>11</b>	<b>13</b>	<b>2</b>	<b>3</b>	<b>200</b>

TOTAL FG%: 47.0% 3-Pt. FG%: 25.0% F Throw %: 35.3%

Score by Periods	1st	2nd	Total
VMI	33	44	77
Liberty	26	44	70

**GAME 26**

VMI 81 (16-10, 9-4 BSC), Campbell 81 (12-15, 6-7 BSC)  
Lexington, Va. • Feb. 19, 2014

Attendance: 2,371

CU	fg-fga	fg-fga	ft-fga	o-d-tot	pf	tp	a	to	blk	s	min
LEEK	2-4	1-2	1-1	0-3-3	2	6	1	0	0	0	33
LEONARD	3-7	1-3	0-0	1-2-3	1	7	1	1	0	1	19
MCCARTER	5-9	1-3	3-4	1-1-2	4	14	0	4	0	0	18
RAY	2-2	1-1	0-0	0-1-1	1	5	3	1	0	0	24
RYAN	8-13	4-7	1-1	0-3-3	2	21	2	1	0	0	30
OLIVER	1-4	0-2	0-0	0-0-0	0	2	0	0	0	1	16
MOYER	0-0	0-0	2-2	0-1-1	0	2	0	0	0	0	19
HAMER	3-5	1-2	0-0	0-2-2	1	7	1	2	0	1	19
MASON	7-13	2-2	1-1	4-3-7	2	17	2	3	3	1	22
TEAM				1-2-3							
<b>Totals</b>	<b>31-57</b>	<b>11-22</b>	<b>8-9</b>	<b>7-18-25</b>	<b>13</b>	<b>81</b>	<b>10</b>	<b>12</b>	<b>3</b>	<b>4</b>	<b>200</b>

TOTAL FG%: 54.4% 3-Pt. FG%: 50.0% Free Throw%: 88.9%

VMI	fg-fga	fg-fga	ft-fga	o-d-tot	pf	tp	a	to	blk	s	min
COVINGTON	12-16	0-0	9-11	1-7-8	1	33	1	3	3	0	35
ANGLADE	4-9	0-0	1-2	8-2-10	2	9	0	2	2	2	22
GLASGOW	3-11	1-4	0-0	1-3-4	1	7	10	1	0	2	39
BROWN	2-6	2-6	0-0	0-0-0	1	6	3	0	0	1	26
PETERSON	7-14	3-6	2-4	3-4-7	3	19	2	1	0	1	36
CHAPMAN	0-4	0-0	0-0	1-1-2	0	1	3	0	0	0	23
MARSHALL	0-0	0-0	0-3	1-0-1	0	0	0	0	0	0	2
HINTON	0-0	0-0	0-0	0-1-1	1	0	1	0	0	0	2
ELEBY	0-1	0-0	0-0	1-1-2	0	0	1	0	0	0	2
WEETHEE	4-6	2-3	0-0	3-0-3	3	10	1	0	0	0	13
TEAM				1-0-1							
<b>Totals</b>	<b>32-67</b>	<b>8-19</b>	<b>12-20</b>	<b>20-19-39</b>	<b>12</b>	<b>84</b>	<b>19</b>	<b>9</b>	<b>5</b>	<b>6</b>	<b>200</b>

TOTAL FG%: 47.8% 3-Pt. FG%: 42.1% Free Throw%: 60.0%

Score by Periods	1st	2nd	Total
Campbell	27	54	81
VMI	45	39	84

**GAME 27**

VMI 88 (17-10, 10-4 BSC), Radford 76 (18-11, 8-6 BSC)  
Lexington, Va. • Feb. 22, 2014

Attendance: 3,314

RU	fg-fga	fg-fga	ft-fga	o-d-tot	pf	tp	a	to	blk	s	min
GREEN	7-11	0-0	7-9	0-7-7	3	21	1	3	1	2	25
NOREEN	1-3	0-0	0-0	1-1-2	2	2	1	2	0	0	21
HOLCOMB	5-9	0-0	1-3	4-0-4	2	11	0	1	0	1	21
PRICE	4-10	2-6	1-2	0-1-1	2	11	3	2	1	2	33
ANDERSON	0-8	0-5	0-0	1-3-4	2	0	0	3	0	1	26
BROWN	4-6	0-0	0-0	1-0-1	2	8	1	0	0	0	13
DAVIS	4-13	1-4	0-0	1-4-5	3	9	8	1	0	1	28
DICKERSON	0-0	0-0	0-0	0-0-0	0	0	0	0	0	0	3
COUSIN	0-1	0-1	0-0	0-0-0	0	0	0	0	0	0	3
CARETHERS	6-7	0-0	2-2	1-3-4	4	14	1	0	1	0	27
TEAM				2-2-4							
<b>Totals</b>	<b>31-68</b>	<b>3-16</b>	<b>11-16</b>	<b>11-21-32</b>	<b>20</b>	<b>76</b>	<b>15</b>	<b>12</b>	<b>3</b>	<b>7</b>	<b>200</b>

TOTAL FG%: 45.6% 3-Pt. FG%: 18.8% Free Throw%: 68.8%

VMI	fg-fga	fg-fga	ft-fga	o-d-tot	pf	tp	a	to	blk	s	min
COVINGTON	10-13	0-0	9-12	3-10-13	2	29	1	1	2	1	29
ANGLADE	8-17	0-0	0-4	2-1-3	3	2	0	0	1	1	25
GLASGOW	8-17	2-8	8-8	1-4-5	1	26	2	3	0	2	38
ABSHER	0-0	0-0	0-0	0-0-0	0	0	0	0	0	0	5
PETERSON	4-11	1-6	0-0	2-3-5	2	9	2	6	0	0	33
BROWN	2-6	0-4	0-0	1-0-1	1	4	0	2	0	0	28
CHAPMAN	3-3	1-1	2-3	1-3-4	1	9	0	0	0	1	15
MARSHALL	0-0	0-0	0-0	0-1-1	0	0	0	0	0	0	6
HINTON	0-0	0-0	0-0	0-0-0	1	0	0	1	0	0	1
WATSON	0-0	0-0	0-0	0-1-1	0	0	0	0	0	0	3
WEETHEE	3-7	1-5	2-2	0-2-2	3	9	1	0	0	0	17
TEAM				2-3-5							
<b>Totals</b>	<b>31-61</b>	<b>5-24</b>	<b>21-29</b>	<b>12-28-40</b>	<b>15</b>	<b>88</b>	<b>8</b>	<b>13</b>	<b>3</b>	<b>8</b>	<b>200</b>

TOTAL FG%: 50.8% 3-Pt. FG%: 20.8% Free Throw%: 72.4%

Score by Periods	1st	2nd	Total
Radford	33	43	76
VMI	44	44	88

**GAME 28**

High Point 70 (15-13, 11-4 BSC), VMI 67 (17-11, 10-5 BSC)  
High Point, N.C. • Feb. 26, 2014

Attendance: 1,241

VMI	fg-fga	fg-fga	ft-fga	o-d-tot	pf	tp	a	to	blk	s	min
COVINGTON	7-12	0-0	5-7	6-8-14	4	19	0	5	0	0	32
ANGLADE	0-0	0-0	0-0	1-4-5	2	0	1	0	2	0	15
GLASGOW	7-19	1-9	0-0	1-2-3	1	15	3	2	0	2	36
BROWN	0-2	0-2	0-0	1-1-2	0	0	1	1	0	1	17
PETERSON	4-16	1-8	1-2	0-1-1	3	10	2	1	0	1	38
CHAPMAN	1-3	0-0	2-2	2-4-6	2	4	2	0	0	2	24
MARSHALL	5-10	4-8	1-3	1-1-2	0	15	1	1	0	0	21
HINTON	0-0	0-0	0-0	0-1-1	0	0	0	1	0	0	3
WATSON	0-0	0-0	0-0	0-0-0	1	0	0	0	0	0	4
WEETHEE	1-5	0-3	2-2	1-2-3	1	4	0	0	1	0	10
TEAM				3-1-4							
<b>Totals</b>	<b>25-67</b>	<b>6-30</b>	<b>11-16</b>	<b>16-25-41</b>	<b>14</b>	<b>67</b>	<b>10</b>	<b>11</b>	<b>3</b>	<b>6</b>	<b>200</b>

TOTAL FG%: 37.3% 3-Pt. FG%: 20.0% Free Throw%: 68.8%

HPU	fg-fga	fg-fga	ft-fga	o-d-tot	pf	tp	a	to	blk	s	min
BROWN	12-18	0-0	3-4	3-7-10	1	27	3	1	0	2	36
CUGINI	1-5	0-2	1-2	0-5-5	3	3	1	0	0	2	36
PEREZ-LAHAM	2-4	0-1	2-2	0-2-2	1	6	3	0	0	0	32
WALLACE	6-11	1-3	3-4	0-5-5	1	16	2	3	2	1	35
LINDAUER	4-										

**GAME 31**

**Big South Conference Semifinals**

No. 1 (South) Coastal Carolina 66 (20-12), No. 2 (North) VMI 62 (19-12)

Conway, S.C. • March 8, 2014

Attendance: 2,892 (Session)

	3-pt										
#2N VMI	fg-fga	fg-fga	ft-fa	o-d-tot	pf	tp	a	to	blk	s	min
COVINGTON	6-13	0-0	6-9	3-9-12	2	18	0	1	1	2	28
ANGLADE	1-3	0-0	0-0	1-0-1	1	2	0	0	0	0	8
GLASGOW	3-13	2-9	6-6	0-4-4	3	14	2	3	0	1	40
BROWN	2-7	2-6	2-2	2-0-2	1	8	1	0	0	0	26
PETERSON	3-13	3-11	5-7	0-3-3	2	14	0	2	0	5	34
CHAPMAN	0-1	0-0	0-0	0-2-2	3	0	1	1	1	1	19
MARSHALL	1-5	1-3	1-2	1-2-3	2	4	1	0	0	1	14
HINTON	0-0	0-0	0-0	0-0-0	1	0	0	0	0	0	4
WATSON	1-2	0-0	0-1	3-1-4	1	2	0	0	0	2	6
WEETHEE	0-3	0-2	0-0	1-0-1	2	0	2	1	0	0	21
TEAM				2-1-3							1
<b>Totals</b>	<b>17-60</b>	<b>8-31</b>	<b>20-27</b>	<b>13-22-35</b>	<b>18</b>	<b>62</b>	<b>7</b>	<b>9</b>	<b>4</b>	<b>10</b>	<b>200</b>

**TOTAL FG%: 28.3% 3-Pt. FG%: 25.8% F Throw %: 74.1%**

	3-pt										
#1S CCU	fg-fga	fg-fga	ft-fa	o-d-tot	pf	tp	a	to	blk	s	min
DIAGNE	4-6	0-1	3-3	1-10-11	4	11	1	0	4	2	27
NDIEGUENE	2-4	0-0	2-4	3-3-6	5	6	0	6	0	0	22
GILLIS	3-10	0-0	6-6	1-3-4	2	12	3	4	0	0	36
CAMERON	6-13	1-6	4-6	0-3-3	2	17	0	1	1	1	30
WILSON	5-11	0-3	1-1	0-5-5	2	11	0	3	1	0	33
SMITH	1-3	0-1	0-1	0-1-1	0	2	0	0	0	0	10
ENANGA	0-0	0-0	0-0	0-1-1	1	0	0	1	1	0	10
LJESKOVIC	0-2	0-0	0-0	0-0-0	1	0	0	0	0	0	2
CURTIS	1-4	0-0	0-0	7-6-13	0	2	0	1	3	0	22
RAY-ST CYR	2-3	1-1	0-0	0-2-2	1	5	1	0	0	0	8
TEAM				1-1-2							
<b>Totals</b>	<b>24-56</b>	<b>2-12</b>	<b>16-21</b>	<b>13-35-48</b>	<b>19</b>	<b>66</b>	<b>5</b>	<b>16</b>	<b>10</b>	<b>3</b>	<b>200</b>

**TOTAL FG%: 42.9% 3-Pt. FG%: 16.7% F Throw %: 76.2%**

Score by Periods	1st	2nd	Total
#2N VMI	33	29	62
#1S Coastal Carolina	34	32	66

**GAME 32**

**CollegeInsider.Com Tournament First Round**

VMI 111 (20-12), Canisius 100 (21-13)

Buffalo, N.Y. • March 18, 2014

Attendance: 947

	3-pt										
VMI	fg-fga	fg-fga	ft-fa	o-d-tot	pf	tp	a	to	blk	s	min
ANGLADE	1-1	0-0	0-0	1-3-4	1	2	1	0	0	0	10
COVINGTON	12-17	0-0	13-14	3-3-6	3	37	0	2	5	1	34
GLASGOW	10-15	5-9	3-5	0-8-8	2	28	8	3	0	2	38
BROWN	0-3	0-3	0-0	1-0-1	2	0	3	1	0	0	21
PETERSON	7-19	2-8	12-12	3-5-8	4	28	2	2	0	2	37
CHAPMAN	3-5	0-1	0-0	3-1-4	3	6	5	1	0	0	31
MARSHALL	3-10	2-8	2-3	1-3-4	3	10	1	1	0	0	31
WATSON	0-1	0-0	0-0	0-1-1	0	0	0	0	0	1	4
WEETHEE	0-1	0-1	0-0	0-1-1	0	0	0	0	0	0	4
TEAM				4-1-5							2
<b>Totals</b>	<b>36-72</b>	<b>9-30</b>	<b>30-34</b>	<b>16-26-42</b>	<b>18</b>	<b>111</b>	<b>20</b>	<b>12</b>	<b>6</b>	<b>5</b>	<b>200</b>

**TOTAL FG%: 50.0% 3-Pt. FG%: 30.0% F Throw %: 88.2%**

	3-pt										
CC	fg-fga	fg-fga	ft-fa	o-d-tot	pf	tp	a	to	blk	s	min
MANHERTZ	4-9	0-0	1-4	2-1-3	5	9	1	0	2	1	26
HEATH Jr.	6-7	1-1	2-2	2-6-8	4	15	2	0	2	2	30
LEWIS	0-1	0-0	0-0	0-1-1	0	0	0	0	0	0	5
BARON	8-20	4-11	4-4	0-5-5	3	24	8	5	0	1	40
PEREZ	11-19	2-5	6-7	2-3-5	4	30	2	1	0	0	38
VALENTI	1-2	0-1	0-0	1-6-7	2	2	2	3	0	0	20
RANEY	7-11	4-6	2-2	0-1-1	3	20	0	2	2	0	33
HEATH Jos.	0-3	0-0	0-2	3-1-4	2	0	0	1	0	0	8
TEAM				2-0-2							
<b>Totals</b>	<b>37-72</b>	<b>11-24</b>	<b>15-21</b>	<b>12-24-36</b>	<b>23</b>	<b>100</b>	<b>15</b>	<b>12</b>	<b>6</b>	<b>4</b>	<b>200</b>

**TOTAL FG%: 51.4% 3-Pt. FG%: 45.8% F Throw %: 71.4%**

Score by Periods	1st	2nd	Total
VMI	59	52	111
Canisius	45	55	100

**GAME 33**

**CollegeInsider.Com Tournament Second Round**

VMI 106 (21-12), IPFW 95 (25-11)

Lexington, Va. • March 22, 2014

Attendance: 3,642

	3-pt										
IPFW	fg-fga	fg-fga	ft-fa	o-d-tot	pf	tp	a	to	blk	s	min
JACOBO	11-19	2-6	6-7	4-7-11	3	30	4	1	0	1	34
KIBLOSKI	3-5	2-4	0-0	1-3-4	4	8	0	0	0	0	15
FORBES	4-7	0-0	2-3	2-1-3	1	10	1	2	0	1	13
BLAND	6-11	0-1	1-1	1-0-1	3	13	2	2	0	0	38
MCCRAY	4-11	0-4	0-2	1-3-4	4	8	3	1	0	0	25
EVANS	0-4	0-3	1-4	1-2-3	5	1	3	0	0	0	22
REED	5-10	0-0	1-3	0-3-3	3	11	0	0	1	2	27
EDWARDS	7-11	0-3	0-1	1-4-5	1	14	3	2	0	0	26
TEAM				3-0-3							
<b>Totals</b>	<b>40-78</b>	<b>4-21</b>	<b>11-21</b>	<b>14-23-37</b>	<b>24</b>	<b>95</b>	<b>16</b>	<b>8</b>	<b>1</b>	<b>4</b>	<b>200</b>

**TOTAL FG%: 51.3% 3-Pt. FG%: 19.0% F Throw %: 52.4%**

	3-pt										
VMI	fg-fga	fg-fga	ft-fa	o-d-tot	pf	tp	a	to	blk	s	min
COVINGTON	16-21	0-0	9-12	2-8-10	4	41	1	2	0	0	26
ANGLADE	1-1	0-0	0-0	0-5-5	5	2	0	0	1	0	15
GLASGOW	4-12	0-4	5-5	2-2-4	3	13	12	2	0	0	37
BROWN	1-3	1-3	0-0	1-3-4	1	3	3	2	0	0	21
PETERSON	9-15	6-9	1-2	2-5-7	0	25	4	4	0	0	37
CHAPMAN	1-1	0-0	1-2	0-2-2	5	3	1	1	1	1	14
MARSHALL	3-6	1-3	5-9	1-2-3	1	12	0	1	0	0	21
HINTON	2-2	1-1	2-2	0-1-1	1	7	0	0	0	0	12
WATSON	0-0	0-0	0-0	0-1-1	1	0	0	0	0	0	10
ELEBY	0-0	0-0	0-0	0-0-0	0	0	0	0	0	0	1
WEETHEE	0-2	0-1	0-0	0-0-0	0	0	0	0	0	0	6
TEAM				0-1-1							
<b>Totals</b>	<b>37-63</b>	<b>9-21</b>	<b>23-32</b>	<b>8-30-38</b>	<b>21</b>	<b>106</b>	<b>21</b>	<b>12</b>	<b>2</b>	<b>2</b>	<b>200</b>

**TOTAL FG%: 58.7% 3-Pt. FG%: 42.9% F Throw %: 71.9%**

Score by Periods	1st	2nd	Total
IPFW	42	53	95
VMI	51	55	106

**GAME 34**

**CollegeInsider.Com Tournament Quarterfinals**

VMI 92 (22-12), Ohio 90 (25-12)

Athens, Ohio • March 26, 2014

Attendance: 3,734

	3-pt										
VMI	fg-fga	fg-fga	ft-fa	o-d-tot	pf	tp	a	to	blk	s	min
COVINGTON	10-18	0-0	9-11	4-7-11	4	29	2	5	0	1	34
ANGLADE	1-2	0-0	0-0	2-3-5	3	2	1	0	0	1	21
GLASGOW	11-19	4-6	4-5	1-1-2	2	30	5	0	0	2	38
BROWN	4-8	2-5	0-0	1-1-2	3	10	2	0	0	0	29
PETERSON	1-9	0-4	4-4	1-8-9	2	6	1	4	1	1	27
CHAPMAN	0-0	0-0	2-2	1-1-2	2	2	0	2	0	0	13
MARSHALL	2-5	2-3	2-3	0-0-0	1	8	3	0	0	1	22
HINTON	0-0	0-0	0-0	1-0-1	0	0	0	0	0	0	2
WATSON	0-0	0-0	0-0	0-0-0	0	0	0	0	0	0	1
WEETHEE	2-4	1-2	0-0	2-0-2	5	0	0	0	0	0	13
TEAM				2-1-3							1
<b>Totals</b>	<b>31-65</b>	<b>9-20</b>	<b>21-25</b>	<b>15-22-37</b>	<b>19</b>	<b>92</b>	<b>14</b>	<b>12</b>	<b>1</b>	<b>6</b>	<b>200</b>

**TOTAL FG%: 47.7% 3-Pt. FG%: 45.0% F Throw %: 84.0%**

	3-pt										
OU	fg-fga	fg-fga	ft-fa	o-d-tot	pf	tp	a	to	blk	s	min
NDOUR	12-13	2-2	0-1	2-5-7	3	26	2	1	1	1	34
CAMPBELL	3-5	0-0	0-1	1-3-4	3	6	0	1	0	1	12
WILLIS	5-10	1-4	2-2	0-1-1	1	13	6	1	0	2	28
KELLOGG	9-14	6-10	6-7	0-5-5	3	30	3	3	0	0	36
WILKINS	1-4	0-3	0-0	1-0-1	3	2	4	0</			

# YEAR-BY-YEAR RECORDS

Year	Overall Record	Conference Record	Home Record	Away Record	Neutral	Points For	Points Against	Head Coach	Postseason
1908-09	3-3	-	3-2	0-1	-	135	116	Pete Krebs	-
1909-10	2-5	-	2-3	0-2	-	146	226	F.J. Pratt	-
1910-11	3-5	-	2-4	1-1	-	140	222	J. Mitchell	-
1911-12	6-5	-	5-4	1-1	-	280	238	Alpha Brummage	-
1912-13	8-4	-	6-1	2-3	-	340	224	Alpha Brummage	-
1913-14	6-6	-	5-3	1-0	0-3	311	251	W.C. Rafferty	-
1914-15	8-2	-	8-0	0-0	0-2	269	189	F.H. Gaoton	-
1915-16	9-3	-	8-2	1-1	-	440	269	F.H. Gaoton	-
1916-17	9-5	-	9-2	0-3	-	465	349	F.H. Gaoton	-
1917-18	6-6	-	5-4	0-2	1-0	402	310	E.C. Abell	-
1918-19	8-6	-	7-3	1-2	0-1	515	316	E.C. Abell	-
1919-20	11-1	-	8-0	1-1	2-0	481	188	Pinky Spruhan	-
1920-21	16-1	-	12-0	1-1	3-0	749	305	Pinky Spruhan	-
1921-22	11-7	-	10-2	1-4	0-1	549	439	Pinky Spruhan	-
1922-23	8-6	-	5-4	3-0	0-2	295	247	W.C. Rafferty	-
1923-24	9-5	-	7-3	1-1	1-1	329	293	W.C. Rafferty	First Round SoCon Tournament
1924-25	6-5	-	5-2	1-2	0-1	248	239	W.C. Rafferty	First Round SoCon Tournament
1925-26	7-8	3-5	5-5	2-2	0-1	395	367	W.C. Rafferty	First Round SoCon Tournament
1926-27	3-12	0-7	3-8	0-3	0-1	354	422	W.C. Rafferty	First Round SoCon Tournament
1927-28	7-6	5-5	6-4	1-1	0-1	417	370	W.C. Rafferty	First Round SoCon Tournament
1928-29	6-7	1-7	6-3	0-4	-	392	378	W.C. Rafferty	-
1929-30	4-10	2-6	4-6	0-4	-	386	444	W.C. Rafferty	First Round SoCon Tournament
1930-31	4-12	2-8	4-6	0-6	-	408	497	W.C. Rafferty	-
1931-32	0-14	0-9	0-8	0-6	-	289	458	W.C. Rafferty	-
1932-33	4-11	2-8	4-5	0-6	-	362	496	W.C. Rafferty	-
1933-34	4-10	3-6	3-4	1-6	-	335	452	W.C. Rafferty	First Round SoCon Tournament
1934-35	3-14	2-9	2-7	1-7	-	448	575	Frank Summers	First Round SoCon Tournament
1935-36	3-14	0-10	3-8	0-6	-	570	738	Frank Summers	-
1936-37	6-11	5-11	3-6	2-5	1-0	571	647	Pooley Hubert	-
1937-38	4-11	2-7	2-7	2-4	-	414	511	J. Elmore	-
1938-39	7-10	6-6	4-3	3-4	0-2	600	664	Jimmy Walker	First Round SoCon Tournament
1939-40	3-12	2-9	3-5	0-5	0-2	461	590	Jimmy Walker	-
1940-41	10-6	8-4	5-2	4-3	1-1	625	595	Jimmy Walker	SoCon Tournament Semifinalists
1941-42	7-11	5-9	5-4	2-6	0-1	711	727	Jimmy Walker	-
1942-43	8-8	7-5	4-3	4-4	0-1	627	633	Pooley Hubert	First Round SoCon Tournament
1943-44	0-14	0-5	0-6	0-7	0-1	380	620	Joe Daher	-
1944-45	2-10	1-4	2-3	0-6	0-1	360	531	Joe Daher	-
1945-46	1-10	1-6	1-4	0-6	-	286	519	Jay McWilliams	-
1946-47	4-15	1-11	4-8	0-7	-	934	1091	Lloyd Roberts	-
1947-48	3-17	1-12	3-7	0-9	0-1	941	1128	Frank Summers	-
1948-49	3-16	3-8	2-7	1-9	-	937	1213	Frank Summers	-
1949-50	4-17	2-11	2-7	2-10	-	1198	1477	Bill O'Hara	-
1950-51	3-18	3-11	2-10	1-8	-	1218	1471	Bill O'Hara	-
1951-52	3-21	2-13	1-7	2-14	-	1417	1795	Bill O'Hara	-
1952-53	5-19	1-14	3-7	2-12	-	1549	1852	Chuck Noe	-
1953-54	11-12	6-7	8-3	3-8	0-1	1683	1667	Chuck Noe	First Round SoCon Tournament
1954-55	8-15	4-9	6-4	2-10	0-1	1619	1821	Chuck Noe	First Round SoCon Tournament
1955-56	4-19	3-11	1-7	3-9	0-3	1579	1882	Jack Null	-
1956-57	4-22	1-13	4-7	0-12	0-3	1769	2106	Jack Null	-
1957-58	4-17	1-12	3-6	1-10	0-1	1357	1698	Jack Null	-
1958-59	5-13	2-11	3-5	2-8	-	1137	1311	L.F. Miller	-
1959-60	4-16	3-11	2-6	2-7	0-3	1467	1643	L.F. Miller	First Round SoCon Tournament
1960-61	5-17	3-11	3-4	2-9	0-4	1357	1698	L.F. Miller	First Round SoCon Tournament
1961-62	9-11	6-8	4-2	3-7	2-2	1469	1559	L.F. Miller	SoCon Tournament Semifinalists
1962-63	6-15	6-10	4-5	2-9	0-1	1552	1644	L.F. Miller	First Round SoCon Tournament
1963-64	12-12	7-7	6-2	3-9	3-1	1779	1853	L.F. Miller	SoCon Tournament Champs; NCAA 1st Round
1964-65	8-13	5-9	4-2	2-10	2-1	1560	1612	Gary McPherson	First Round SoCon Tournament
1965-66	5-18	5-11	4-3	1-9	0-6	1782	1880	Gary McPherson	First Round SoCon Tournament
1966-67	5-16	4-12	3-6	1-7	1-3	1558	1672	Gary McPherson	-
1967-68	9-12	8-7	7-2	2-8	0-2	1565	1637	Gary McPherson	First Round SoCon Tournament
1968-69	5-18	3-11	4-4	1-8	0-6	1725	1874	Gary McPherson	First Round SoCon Tournament

# 2014-15 VMI Basketball Fact Book

Year	Overall Record	Conference Record	Home Record	Away Record	Neutral	Points For	Points Against	Head Coach	Postseason
1969-70	6-19	3-10	5-5	0-10	1-4	1605	1905	Mike Schuler	First Round SoCon Tournament
1970-71	1-25	1-11	1-10	0-10	0-5	1626	2125	Mike Schuler	First Round SoCon Tournament
1971-72	6-19	2-10	5-7	0-10	1-2	1663	2071	Mike Schuler	First Round SoCon Tournament
1972-73	7-19	3-9	6-6	0-11	1-2	1623	2123	Bill Blair	First Round SoCon Tournament
1973-74	6-18	3-9	5-8	1-7	0-3	1594	1685	Bill Blair	First Round SoCon Tournament
1974-75	13-13	6-6	9-6	3-4	1-3	2104	2061	Bill Blair	SoCon Tournament Semifinalists
1975-76	22-10	9-3	12-1	4-6	6-3	2450	2164	Bill Blair	SoCon Tournament Champs; NCAA Elite 8
1976-77	26-4	8-2	14-0	3-2	9-3	2421	2152	Charlie Schmaus	SoCon Tournament Champs; NCAA Sweet 16
1977-78	21-7	7-3	11-0	6-3	4-4	2247	2067	Charlie Schmaus	SoCon Tournament Semifinalists
1978-79	12-15	2-8	9-7	3-5	0-3	2041	2154	Charlie Schmaus	First Round SoCon Tournament
1979-80	11-16	6-10	7-8	4-8	-	1969	2043	Charlie Schmaus	First Round SoCon Tournament
1980-81	4-23	3-13	1-10	3-10	0-3	1743	2083	Charlie Schmaus	First Round SoCon Tournament
1981-82	1-25	1-15	1-9	0-14	0-2	1606	2185	Charlie Schmaus	-
1982-83	2-25	1-15	2-14	0-11	-	1586	1994	Marty Fletcher	-
1983-84	8-19	4-12	7-7	1-12	-	1640	1862	Marty Fletcher	-
1984-85	16-14	7-9	12-5	2-8	2-1	1863	1816	Marty Fletcher	SoCon Tournament Finalists
1985-86	11-17	5-11	9-6	2-9	0-2	2004	2081	Marty Fletcher	First Round SoCon Tournament
1986-87	11-17	5-11	9-5	2-11	0-1	1991	2122	Joe Cantafio	First Round SoCon Tournament
1987-88	13-17	6-10	8-6	3-10	2-1	2080	2188	Joe Cantafio	SoCon Tournament Finalists
1988-89	11-17	5-9	9-4	2-11	0-2	2138	2132	Joe Cantafio	First Round SoCon Tournament
1989-90	14-15	7-7	11-1	1-11	2-3	2239	2224	Joe Cantafio	SoCon Tournament Semifinalists
1990-91	10-18	5-9	6-5	4-10	0-3	1997	2167	Joe Cantafio	First Round SoCon Tournament
1991-92	10-18	3-11	6-7	4-8	0-3	1927	2060	Joe Cantafio	First Round SoCon Tournament
1992-93	5-22	3-15	3-8	1-12	1-2	1785	2058	Joe Cantafio	First Round SoCon Tournament
1993-94	5-23	2-16	4-9	0-13	1-1	1891	2131	Joe Cantafio	SoCon Tournament Quarterfinalists
1994-95	10-17	6-8	8-5	2-11	0-1	2154	2370	Bart Bellairs	First Round SoCon Tournament
1995-96	18-10	10-4	12-1	5-8	1-1	2358	2228	Bart Bellairs	SoCon Tournament Semifinalists
1996-97	12-16	7-7	7-5	4-10	1-1	2170	2180	Bart Bellairs	SoCon Tournament Quarterfinalists
1997-98	14-13	8-7	9-4	4-8	0-1	2037	2022	Bart Bellairs	SoCon Tournament Quarterfinalists
1998-99	12-15	9-7	8-5	4-9	0-1	1897	2020	Bart Bellairs	First Round SoCon Tournament
1999-00	6-23	1-15	5-9	0-12	1-2	2064	2247	Bart Bellairs	First Round SoCon Tournament
2000-01	9-19	5-11	7-6	2-12	0-1	1905	2039	Bart Bellairs	First Round SoCon Tournament
2001-02	10-18	5-11	7-5	3-11	0-2	2141	2300	Bart Bellairs	First Round SoCon Tournament
2002-03	10-20	3-13	5-7	2-11	3-2	1952	2147	Bart Bellairs	SoCon Tournament Semifinalists
2003-04	6-22	4-12	6-6	0-13	0-3	1608	1942	Bart Bellairs	-
2004-05	9-18	3-13	6-7	3-11	-	1748	1893	Bart Bellairs	-
2005-06	7-20	2-14	5-9	2-11	-	1924	2053	Duggar Baucom	-
2006-07	14-19	5-9	8-5	4-11	2-3	3331	3240	Duggar Baucom	Big South Tournament Finalists
2007-08	14-15	6-8	8-6	6-7	0-2	2649	2530	Duggar Baucom	First Round Big South Tournament
2008-09	24-8	13-5	13-3	10-5	1-0	3002	2737	Duggar Baucom	Big South Tournament Finalists
2009-10	10-19	5-13	3-6	2-7	0-0	2569	2799	Duggar Baucom	First Round Big South Tournament
2010-11	18-13	10-8	11-5	7-7	0-1	2726	2545	Duggar Baucom	Big South Tournament Semifinalists
2011-12	17-16	8-10	13-2	1-14	3-0	2631	2660	Duggar Baucom	Big South Tournament Finalists
2012-13	14-17	8-8	8-5	5-10	1-2	2423	2411	Duggar Baucom	Big South Tournament Semifinalists
2013-14	22-13	11-5	14-3	7-10	1-0	3089	2891	Duggar Baucom	Colleg Insider.com Tournament (CIT) Semifinalists

Name	Seasons	Years	Overall	Pct.	Conference	Pct.	Name	Seasons	Years	Overall	Pct.	Conference	Pct.
Pete Krebs	1908-09	1	3-3	.500	-	-	Lloyd Roberts	1946-47	1	4-15	.211	1-11	.083
F.J. Pratt	1909-10	1	2-5	.286	-	-	Bill O'Hara	1949-52	3	10-56	.152	7-35	.167
J. Mitchell	1910-11	1	3-5	.375	-	-	Chuck Noe	1952-55	3	24-46	.343	11-30	.268
Alpha Brummage	1911-13	2	14-9	.609	-	-	Jack Null	1955-58	3	12-58	.171	5-36	.122
W.C. Raferty	1913-14,22-34	13	68-112	.378	18-61	.228	L.F. Miller	1958-64	6	41-83	.331	27-58	.318
F.H. Gaoton	1914-17	3	26-10	.722	-	-	Gary McPherson	1964-69	5	32-77	.294	25-50	.333
E.C. Abell	1917-1919	2	14-12	.538	-	-	Mike Schuler	1969-72	3	13-63	.171	6-31	.162
Pinky Spruhan	1919-22	3	38-9	.809	-	-	Bill Blair	1972-76	4	48-60	.444	21-27	.438
Frank Summers	1934-36,47-49	4	12-61	.164	6-39	.133	Charlie Schmaus	1976-82	6	75-90	.455	27-51	.346
Pooley Hubert	1936-37,42-43	2	14-19	.424	12-16	.429	Marty Fletcher	1982-86	4	37-75	.330	17-47	.266
J. Elmore	1937-38	1	4-11	.267	2-7	.222	Joe Cantafio	1986-94	8	79-147	.350	36-88	.290
Jimmy Walker	1938-42	4	27-39	.409	21-28	.429	Bart Bellairs	1994-05	11	116-191	.378	61-108	.361
Joe Daher	1943-45	2	2-24	.077	1-9	.100	Duggar Baucom	2005-13	9	140-140	.500	66-90	.423
Jay McWilliams	1945-46	1	1-10	.091	1-6	.143							

# RECORDS VS. ALL OPPONENTS

	W	L	First Met	Last Met		W	L	First Met	Last Met		W	L	First Met	Last Met
<b>Air Force</b>	1	1	2012	2014	Georgia State	2	0	1979	1979	Rice	0	1	1973	1973
Alabama	1	2	1928	1995	Georgia Tech	2	6	1921	1993	Richmond	44	84	1916	2010
Albright	1	0	1997	1997	Guilford	1	0	1912	1912	Richmond Prof. Ins.	1	0	1955	1955
Alderson Broaddus	1	0	1978	1978	Hampden-Sydney	20	9	1912	1985	Roanoke College	24	22	1911	1988
Alice Lloyd	1	0	2012	2012	Hardin-Simmons	0	1	1957	1957	Roanoke Elks	2	0	1922	1924
Appalachian State	28	37	1973	2003	Harvard	1	0	2003	2003	Roanoke YMCA	3	1	1912	1921
<b>Army</b>	4	7	1971	2013	Hawaii	0	1	2000	2000	Rutgers	0	2	1969	1976
Arkansas	1	2	1965	1990	High Point	10	13	2004	2014	St. Francis (PA)	1	1	2003	2004
Arkansas State	0	1	1967	1967	Howard	2	2	2001	2008	St. John's (MD)	6	7	1911	1934
Ashford Gen. Hosp.	0	2	1944	1944	Illinois State	0	1	1982	1982	St. Mary's (MD)	1	0	2002	2002
Atlantic Christian	1	1	1970	1972	Indiana State	0	2	1969	1976	Salem College	3	0	1974	1978
Auburn	2	0	1920	1926	IPFW	1	0	2014	2014	<b>Samford</b>	0	2	1967	1968
Averett	2	0	1984	1986	Jacksonville State	1	2	2007	2011	Seton Hall	0	1	2009	2010
Baltimore University	0	2	1980	1981	James Madison	7	14	1974	2008	Sewanee College	2	1	1928	1931
Baltimore YMCA	0	1	1909	1909	Kent State	1	1	1967	1991	Shenandoah	8	0	1987	2013
Bethany College	2	0	1975	1979	Kentucky	3	5	1914	2009	Shepherd College	1	1	1974	1975
Birmingham-Southern	0	6	2004	2006	Kentucky Wesleyan	0	1	1960	1960	Siena College	1	0	1978	1978
Binghamton	0	1	2004	2004	Lafayette	1	0	1993	1993	South Alabama	0	2	1971	1975
Bluefield	14	0	1980	2004	Langley Field	1	0	1947	1947	South Carolina	3	7	1913	2001
Bluefield State	1	0	2014	2014	Lebanon Valley	2	0	1976	1980	South Carolina State	1	1	2007	2008
Boston College	0	1	1956	1956	Lees-McRae	1	0	2006	2007	South Dakota State	1	0	2007	2007
Bridgewater	14	4	1924	2014	Liberty	16	14	1976	2014	Southeastern	1	0	1976	1976
Brown	1	0	1990	1990	Lincoln Memorial	1	0	1925	1925	Southern Virginia	10	0	1999	2011
Bucknell	1	2	1961	1985	Long Beach State	0	1	1978	1978	#Southern Wesleyan	4	0	1976	2009
California University	1	0	1977	1977	Longwood	6	2	1983	2014	South Florida	0	1	1983	1983
California-Irvine	0	1	1981	1981	Louisiana State	0	2	1957	1966	Southwest Louisiana	0	1	1981	1981
Campbell	5	4	1979	2014	Louisiana Tech	0	1	1975	1975	Staunton Mil.Acad.	2	1	1909	1910
Camp Meade	0	1	1950	1950	Louisville	0	1	2004	2004	Stetson	0	2	1970	1979
Canisius	1	0	2014	2014	Loyola (MD)	0	3	1974	2005	Stevenson	1	0	2009	2009
Carson-Newman	2	0	1925	1926	Lynchburg AC	1	0	1924	1924	Takola	2	0	1922	1923
Catholic University	0	2	1914	1922	Lynchburg	21	4	1912	2009	Tennessee	4	7	1911	2003
Cedarville	1	0	1947	1947	Lynchburg Elks	3	0	1921	1923	Texas	0	2	1988	1990
Centenary (NJ)	2	1	1965	1995	Lynchburg YMCA	2	1	1910	1913	Texas San-Antonio	0	1	2004	2004
Cent. Conn. St.	0	1	1993	1993	Maine	0	1	1982	1982	Toledo	0	2	1971	1978
Central Florida	0	1	1979	1979	Manhattan	0	1	1982	1982	Towson	2	2	1974	2005
Central Penn	3	0	2011	2013	Marine Inst.	0	1	1946	1946	Trinity (Tex.)	0	1	1971	1971
Charleston, Coll. of	0	5	1999	2003	<b>Marist</b>	0	1	2013	2013	Tulane	1	1	1977	2004
*Charleston Southern	14	11	1980	2014	Marshall	15	33	1953	2011	UCLA	0	1	1981	1981
<b>Chattanooga</b>	11	37	1978	2003	Mary Washington	2	1	2001	2003	UMBC	2	0	2011	2012
Christopher Newport	3	0	1975	1986	<b>Maryland</b>	10	42	1911	2005	Union-Theo. (Va.)	1	0	1915	1915
<b>The Citadel</b>	46	54	1921	2014	Maryland Bible	1	0	2009	2009	Utah	0	1	1969	1969
Clemson	1	7	1936	2014	Memphis State	0	1	1958	1958	Vanderbilt	0	3	1958	1991
Cleveland St.	2	1	1978	1980	<b>Mercer</b>	1	1	2006	2008	Villanova	0	1	2002	2002
Coastal Carolina	6	19	2004	2014	Middle Tennessee	0	2	1960	1975	Virginia	15	100	1909	2009
Columbia	0	1	1966	1966	Milligan	1	0	2012	2012	Virginia-Wise	3	1	1980	2011
Columbia Union	1	0	2008	2008	Mississippi	0	1	1925	1925	Virginia Christ. Col.	4	0	1913	1919
Concord	1	0	1980	1980	Morehead State	0	2	2001	2002	Virginia Commonwealth	0	2	2000	2011
Connecticut	0	3	1952	1974	Morgan State	0	2	2011	2013	Virginia Intermont	1	0	2007	2007
Cornell	1	1	1991	2007	Morris Harvey	2	3	1951	1977	Virginia-Lynchburg	2	0	2013	2014
Corpus Christi	0	1	1973	1973	Mount St. Mary's	0	1	1990	1990	Virginia Medical College	1	0	1928	1928
Dartmouth	0	1	2008	2008	<b>Navy</b>	1	21	1919	2004	<b>Virginia Tech</b>	43	88	1909	2014
Davidson	30	75	1910	2003	New Mexico State	0	1	1973	1973	Virginia Wesleyan	1	0	1975	1975
Davis & Elkins	0	1	1952	1952	New Orleans	0	1	2004	2004	Wake Forest	4	19	1912	2014
Dayton	0	3	1974	1994	Newport News App.	1	1	1944	2008	Warren Wilson	1	0	2000	2000
Delaware	1	0	1924	1924	Norfolk NAS	1	2	1950	1952	Washington & Lee	3	0	1941	1997
Denver	0	1	1956	1956	Norfolk State	0	1	2003	2003	Washington College	1	1	1923	2014
DePaul	1	0	1976	1976	North Carolina	4	36	1913	1997	Washington State	0	1	2004	2004
Duke	9	18	1911	1953	North Carolina State	7	21	1916	2005	Weber State	0	1	1992	1992
Duquesne	1	0	1977	1977	Northern Colorado	0	1	2008	2008	<b>Western Carolina</b>	19	27	1978	2003
East Carolina	8	20	1963	2014	Notre Dame	0	1	2000	2000	Western Michigan	0	1	1981	1981
East Illinois	0	2	1971	1972	UNC Asheville	8	17	1989	2014	West Liberty St.	1	0	1979	1979
<b>East Tennessee State</b>	13	40	1953	2003	UNC Charlotte	0	3	1997	1999	<b>West Virginia</b>	4	44	1916	2013
Eastern Mennonite	6	0	1989	2004	<b>UNC Greensboro</b>	7	8	1979	2003	West Virginia Tech	4	3	1951	1998
Elon	7	7	1914	2014	<b>UNC Wilmington</b>	0	1	2009	2010	West Virginia Wesleyan	5	1	1920	2009
Emory & Henry	7	3	1912	1984	N.C. Wesleyan	0	1	1983	1983	William & Mary	40	77	1915	2014
Farleigh-Dickinson	1	1	1979	1980	Ohio	1	1	1972	2014	Winthrop	12	15	1992	2014
Ferrum	2	0	2000	2005	Ohio State	0	3	2007	2012	Wisc.-Green Bay	0	1	1976	1976
Florida	1	3	1921	2000	Old Dominion	5	20	1968	2013	<b>Wofford</b>	6	5	1970	2003
Florida International	0	1	1997	1997	Oklahoma City	1	0	1977	1977	W.Wilson Hospital	0	2	1944	1944
Florida Southern	1	0	1970	1970	Oral Roberts	2	0	1988	2000	Wright State	1	1	2013	2014
Florida State	1	2	1964	1966	Pacific	1	0	1976	1976	Xavier	1	0	1973	1973
Ft. Belvoir	1	0	1947	1947	Pennsylvania	0	2	1921	1961	Yale	0	1	2014	2014
<b>Furman</b>	32	56	1939	2003	Penn State	1	3	1996	2007					
Gallaudet	1	0	1933	1933	Pittsburgh	0	1	2012	2012					
Gardner-Webb	8	4	1971	2014	Presbyterian	7	4	1957	2014					
George Mason	1	1	1980	2010	Princeton	0	2	1964	2007					
<b>George Washington</b>	17	43	1913	2013	Quantico Marines	0	4	1947	1951					
Georgetown	0	4	1913	2003	Radford	21	20	1976	2014					
Georgia	0	5	1926	1929	Randolph College	2	0	2009	2011					
Georgia Southern	5	10	1993	2003	Randolph-Macon	10	0	1909	2001					

In 105 years, VMI has played 231 opponents, winning 859 games and losing 1430 games.

**Bold face type denotes 2014-15 opponents.**  
 \*- Formerly known as Baptist, #- Formerly known as C. Wesleyan

**VMI has never faced Johnson University or Mid-Atlantic Christian.**

# SINGLE-GAME RECORDS • INDIVIDUAL

## MOST POINTS SCORED

- 45 Reggie Williams vs. Virginia Inter mont, 11/15/06
- 43 Reggie Williams vs. Southern Virginia, 1/8/08  
Reggie Williams vs. Apprentice, 12/10/07
- 42 Jason Conley vs. Western Carolina, 2/9/02  
Ron Carter vs. Long Beach State, 12/29/77
- 41 Dj. Covington vs. IPFW, 3/22/14  
41 Reggie Williams vs. Cornell, 12/1/06  
Norm Halberstadt vs. Richmond, 2/21/61
- 40 Reggie Williams vs. Liberty, 1/27/07  
Reggie Williams vs. High Point, 1/10/07

## MOST POINTS SCORED IN A HALF

- 30 Reggie Williams vs. Charleston Southern, 1/13/07
- 28 QJ Peterson vs. Bridgewater, 11/20/13
- 27 John Goode vs. East Tennessee State, 2/4/80

## MOST FIELD GOALS MADE

- 19 Reggie Williams vs. Southern Virginia, 1/8/08
- 18 Reggie Williams vs. West Va. Wesleyan, 11/14/07  
Reggie Williams vs. Virginia Inter mont, 11/15/06
- 17 Reggie Williams vs. Apprentice, 12/10/07
- 16 Dj. Covington vs. IPFW, 3/22/14  
Lewis Preston vs. Western Carolina, 2/10/92  
Bill Blair vs. Davidson, 1964  
Bill Blair vs. N.C. State, 2/23/63  
Norm Halberstadt vs. George Washington, 1962  
Norm Halberstadt vs. George Washington, 1961

## MOST FIELD GOALS ATTEMPTED

- 39 Bill Ralph vs. West Virginia, 1954

## MOST FREE THROWS MADE

- 19 Gay Elmore vs. Davidson, 2/24/86  
Ron Carter vs. Siena, 1/4/78

## MOST FREE THROWS ATTEMPTED

- 22 Darren Sawyer vs. Marshall, 1/8/83

## MOST REBOUNDS

- 31 Bill Ralph vs. Hampden-Sydney, 1954
- 28 Steve Powers vs. Davidson, 1967  
Bobby Williamson vs. Lynchburg, 1955
- 27 Karl Klinar vs. Hampden-Sydney, 1953
- 26 Steve Powers vs. George Washington, 1967
- 25 Charlie Schmaus vs. The Citadel, 1966
- 24 Steve Powers vs. East Carolina, 1968
- 23 Chuck Cotton vs. Presbyterian, 1957  
Chuck Cotton vs. Roanoke, 1958
- 22 Dave Montgomery vs. The Citadel, 1/13/75  
Steve Powers vs. George Washington, 1968

## MOST ASSISTS

- 14 Bobby Prince vs. Western Carolina, 1/14/95
- 13 Ron Burks vs. Lynchburg, 11/30/09  
Richard Little vs. High Point, 2/25/04  
Richard Little vs. James Madison, 2/9/04  
Richard Little vs. Chattanooga, 3/7/03
- 12 Rodney Glasgow at Gardner-Webb, 2/5/14  
Reggie Williams vs. Charleston Southern, 2/5/07  
Richard Little vs. Liberty, 11/23/02  
Mike Huffman vs. Hampden-Sydney, 12/8/84

## MOST BLOCKS

- 9 Eric Mann vs. The Citadel, 1/15/00  
9 Dj. Covington vs. Southern Virginia, 11/23/10
- 8 Phillip Anglade vs. Va.-Lynchburg, 12/9/13
- 7 Lewis Preston vs. Marshall, 1/18/92  
Dj. Covington at Old Dominion, 11/21/12  
Dj. Covington at Liberty, 2/26/13  
Dj. Covington vs. Bluefield State, 11/16/13  
Dj. Covington vs. Bridgewater, 11/20/13
- 6 Seven Tied - Most Recent - Dj. Covington vs. Coastal Carolina, 2/12/14

## MOST STEALS

- 11 Travis Holmes vs. Bridgewater, 1/18/07
- 10 Jason Bell vs. Furman, 2/10/98
- 9 Chavis Holmes vs. Bridgewater, 1/18/07  
Chavis Holmes vs. Maryland Bible, 11/18/08  
Travis Holmes vs. William & Mary, 12/20/07  
Travis Holmes vs. Charleston Southern, 1/13/07  
Jason Conley vs. Charleston Southern, 12/12/01  
Jason Bell vs. UNCG, 2/15/99  
Jason Bell vs. William & Mary, 1/26/95

## BEST FIELD GOAL PERCENTAGE

(min. 10 attempts)

- 100 Lester Johnson vs. Radford, 12/12/94 (11-11)
- 92.3 Gay Elmore vs. Bluefield, 1/21/87 (12-13)
- 90.9 Dj. Covington vs. Va. U of LYH, 12/3/12 (10-11)
- 90.0 Matt Murrer vs. SVU, 12/2/03 (9-10)  
Ramon Williams vs. JMU, 11/28/88 (9-10)

## BEST FREE THROW PERCENTAGE

(min. 12 attempts)

- 100 Mike Manis vs. Old Dominion, 1968 (13-13)  
Robin Porter vs. West Virginia, 1/6/65 (13-13)  
Bobby Prince vs. UTC, 1/30/95 (12-12)  
Gay Elmore vs. App. State, 2/11/84 (12-12)  
Gay Elmore vs. JMU, 11/25/84 (12-12)  
John Kemper vs. Richmond, 1968 (12-12)

## MOST 3-POINT FIELD GOALS MADE

- 9 Fred Robinson vs. Charleston Southern, 1/13/07
- 8 Austin Kenon at Radford, 3/7/09  
8 Austin Kenon vs. Liberty, 2/15/11
- 7 15 Tied - Most Recent - QJ Peterson vs. Presbyterian, 1/31/14

## MOST 3-POINT FIELD GOALS ATTEMPTED


- 19 Austin Kenon at Radford, 3/7/09  
Austin Kenon vs. High Point, 1/24/09
- 18 Keith Gabriel at UNC Asheville, 2/13/10
- 17 Austin Kenon vs. High Point, 2/28/09  
17 Fred Robinson vs. Charleston Southern, 1/13/07

## BEST 3-POINT FIELD GOAL PERCENTAGE

- 100 Ramon Williams vs. Western Carolina, 2/13/89 (5-5)  
Jordan Weethee vs. Bluefield State, 11/16/13 (6-6)



D.J. Covington had VMI's last 40-point game, coming in the second round of the 2014 CIT.



Fred Robinson sunk nine three-pointers in a single game against Charelston Southern on Jan. 13, 2007.

# SINGLE-GAME RECORDS • TEAM

## MOST POINTS SCORED

1.	156	vs. Columbia Union (W, 156-91), 11/28/07
		vs. Virginia Intermont (W, 156-95), 11/15/06
3.	151	vs. Central Penn (W, 151-92), 11/29/10
4.	144	vs. Southern Virginia (W, 144-127), 11/20/06
5.	135	vs. West Va. Wesleyan (W, 135-81), 11/14/07
		vs. Lees-McRae (W, 135-75), 12/6/06
7.	133	vs. Stevenson (W, 133-72), 11/20/08
8.	128	vs. Washington College (W, 128-54), 1/4/14
9.	125	vs. Bridgewater (W, 125-95), 1/18/07
10.	123	vs. Southern Virginia (W, 123-85), 1/8/08

## MOST POINTS SCORED IN A HALF

1.	85	vs. Central Penn, 11/29/10 (2nd)
1.	84	vs. West Va. Wesleyan, 11/14/07 (1st)
2.	82	vs. Columbia Union, 11/28/07 (2nd)
3.	78	vs. Virginia Intermont, 11/15/06 (1st)
	78	vs. Virginia Intermont, 11/15/06 (2nd)

## MOST POINTS ALLOWED

1.	134	vs. Seton Hall (L, 107-134), 12/12/09
1.	129	vs. Penn State (L, 111-129), 12/30/06
		vs. North Carolina (L, 89-129), 12/17/94
		vs. Davidson (L, 91-129), 2/1/64
4.	127	vs. Southern Virginia (W, 144-127), 11/20/06
5.	126	vs. Furman (L, 80-126), 3/2/72
6.	125	vs. California-Irvine (L, 96-125), 11/29/80
7.	122	vs. Liberty (L, 117-122), 1/27/07
		vs. Virginia Tech (L, 61-122), 12/17/83
9.	119	vs. West Virginia Tech (L, 74-119), 1955

## FEWEST POINTS SCORED

1.	32	vs. Coastal Carolina (L, 32-49), 1/26/04
2.	33	vs. James Madison (L, 33-58), 11/28/82
3.	36	vs. The Citadel (L, 36-47), 1/10/59
4.	37	vs. Navy (L, 37-63), 11/27/81
		vs. William & Mary (W, 37-35 OT), 2/22/72
6.	38	vs. Old Dominion (L, 38-86), 12/1/04
		vs. UT Chattanooga (L, 38-55), 1/4/84
8.	39	vs. Davidson (L, 39-70), 2/2/71
		vs. Richmond (L, 39-82), 1958
10.	41	vs. Winthrop (L, 41-85), 1/23/08
		vs. Virginia (L, 41-86), 12/4/82
		vs. Baltimore (L, 41-46), 1/24/81
		vs. Richmond (W, 41-33), 3/3/76

## FEWEST POINTS ALLOWED

1.	33	vs. Southern Virginia (W, 71-33), 11/22/04
		vs. Lebanon Valley (W, 43-33), 12/1/79
		vs. Richmond (W, 41-33), 3/3/76
4.	35	vs. William & Mary (W, 37-35 OT), 2/22/72
5.	37	vs. Bridgewater (W, 51-37), 2/5/75
6.	38	vs. Warren Wilson (W, 85-38), 11/20/99
		vs. Davidson (W, 70-38), 1/11/60
8.	42	vs. East Tennessee State (W, 43-42), 1/7/81
9.	43	vs. Bethany (W, 72-43), 1/20/75
		vs. Lynchburg (W, 79-43), 1953

## MOST POINTS-TWO TEAMS

1.	271	vs. Southern Virginia (W, 144-127), 11/20/06
2.	251	vs. Virginia Intermont (W, 156-95), 11/15/06
3.	247	vs. Columbia Union (W, 156-91), 11/28/07
4.	243	vs. Central Penn (W, 151-92), 11/29/10
5.	241	vs. Seton Hall (L, 107-134), 12/12/09

## FEWEST POINTS-TWO TEAMS

1.	72	vs. William & Mary (W, 37-35 OT), 2/22/72
2.	74	vs. Richmond (W, 41-33), 3/3/76
3.	76	vs. Lebanon Valley (W, 43-33), 12/1/79
4.	81	vs. Coastal Carolina (L, 32-49), 1/26/04
5.	83	vs. The Citadel (L, 36-47), 1/10/59

## LARGEST MARGIN OF VICTORY

1.	74	vs. Washington College (128-54), 1/4/14
2.	65	vs. Columbia Union (156-91), 11/28/07
3.	61	vs. Stevenson (133-72), 11/20/08
		vs. Virginia Intermont (156-95), 11/15/06
5.	60	vs. Lees-McRae (135-75), 12/6/06
6.	59	vs. Central Penn (151-92), 11/29/10
7.	58	vs. Albright (111-53), 11/22/96
8.	56	vs. Shenandoah (110-54), 1/2/13
9.	54	vs. West Va. Wesleyan, 11/14/07
		vs. Lynchburg (113-59), 12/20/97

## LARGEST MARGIN OF DEFEAT

1.	61	vs. Virginia Tech (61-122), 12/17/83
2.	59	vs. West Virginia (50-109), 12/2/57
3.	58	vs. Virginia Tech (60-118), 1959
4.	52	vs. George Washington (54-106), 12/17/55
		vs. George Washington (52-104), 1954

## MOST FIELD GOALS MADE

1.	60	vs. Virginia Intermont, 11/15/06
2.	58	vs. Southern Virginia, 11/20/06
3.	57	vs. West Va. Wesleyan, 11/14/07
4.	56	vs. Columbia Union, 11/28/07
5.	54	vs. Central Penn, 11/29/10

## FEWEST FIELD GOALS MADE

1.	10	vs. Coastal Carolina, 1/26/04
----	----	-------------------------------

## FEWEST FIELD GOALS ALLOWED

1.	12	vs. William & Mary, 2/22/72
----	----	-----------------------------

## MOST FIELD GOALS ATTEMPTED

1.	118	vs. Virginia Intermont, 11/15/06
2.	116	vs. West Va. Wesleyan, 11/18/09
3.	114	vs. West Va. Wesleyan, 11/14/07
4.	109	vs. Southern Virginia, 11/20/06
5.	107	vs. Columbia Union, 11/28/07
6.	99	vs. Bridgewater, 1/18/07
7.	94	vs. Mercer, 12/9/06
		vs. Central Penn, 11/29/10

## BEST FIELD GOAL PERCENTAGE

1.	71.4	vs. Appalachian State, 1987 (30-42)
----	------	-------------------------------------

## MOST FREE THROWS MADE

1.	38	vs. West Virginia Tech, 1955
----	----	------------------------------

## MOST FREE THROWS ATTEMPTED

1.	53	vs. The Citadel, 1956
----	----	-----------------------

## FEWEST FREE THROWS MADE

1.	2	vs. Ohio State, 11/25/07
		vs. William & Mary, 1/23/91
		vs. Roanoke, 12/9/87
		vs. UTC, 1984
		vs. Old Dominion, 11/15/76

## FEWEST FREE THROWS ATTEMPTED

1.	2	vs. Roanoke, 12/9/87
----	---	----------------------

## FEWEST FREE THROWS ALLOWED

1.	1	vs. Army, 11/21/05
----	---	--------------------

## FEWEST FREE THROW ATT. ALLOWED

1.	2	vs. Army, 11/21/05
----	---	--------------------

## BEST FREE THROW PERCENTAGE

( <i>min. 15 attempts</i> )		
1.	97.3	vs. Richmond, 1968 (37-38)

## MOST 3-POINT FIELD GOALS MADE

1.	24	vs. Southern Virginia, 1/29/09
2.	22	vs. Lees-McRae, 12/6/06
3.	21	vs. Charleston Southern, 1/13/07
		vs. Virginia Intermont, 11/15/06
		vs. Central Penn, 11/29/10
5.	20	vs. Columbia Union, 11/28/07
		vs. Southern Virginia, 11/20/06
7.	19	vs. Campbell, 11/24/08
		vs. Stevenson, 11/20/08
		vs. Radford, 2/5/08
		vs. Bridgewater, 1/18/07
		vs. Penn State, 12/30/06
		vs. Cornell, 12/1/06
		vs. Howard, 11/25/06

## MOST 3-POINT FIELD GOALS MADE IN A HALF

1.	18	vs. Southern Virginia, 1/29/09
2.	16	vs. Charleston Southern, 2/11/08

## MOST 3-POINT FIELD GOALS ATTEMPTED

1.	63	vs. West Va. Wesleyan, 11/18/09
2.	61	vs. Virginia Intermont, 11/15/06
3.	59	vs. Southern Virginia, 11/20/06
4.	56	vs. Charleston Southern, 1/13/07
5.	55	vs. West Va. Wesleyan, 11/14/07
		vs. Bridgewater, 1/18/07

## BEST 3-POINT FIELD GOAL PERCENTAGE

1.	87.5	vs. Western Carolina, 1989 (7-8)
----	------	----------------------------------

## MOST REBOUNDS

1.	67	vs. Southeastern, 2/5/76
----	----	--------------------------

## MOST ASSISTS

1.	39	vs. Virginia Intermont, 11/15/06
2.	38	vs. West Va. Wesleyan, 11/14/07
3.	36	vs. Southern Virginia, 11/20/06
4.	34	vs. Bridgewater, 1/18/07
5.	33	vs. Stevenson, 11/20/08

## MOST STEALS

1.	35	vs. Virginia Intermont, 11/15/06
2.	28	vs. Columbia Union, 11/28/07
		vs. Southern Virginia, 11/20/06
4.	26	vs. West Va. Wesleyan, 11/14/07
		vs. Bridgewater, 1/18/07

## MOST BLOCKS

1.	15	vs. Appalachian State, 2003
----	----	-----------------------------

## MOST PERSONAL FOULS

1.	38	vs. Radford, 2/14/07
2.	37	vs. Penn State, 12/30/06
	37	vs. Furman, 1981

## MOST TURNOVERS

1.	41	vs. Marshall, 1984
----	----	--------------------

## MOST OVERTIME PERIODS

1.	4	at Gardner-Webb (W, 108-104), 2/5/14
		vs. The Citadel (L, 78-81), 2/13/67

# SINGLE-SEASON RECORDS • INDIVIDUAL

## POINTS

1. Reggie Williams	928	2006-07
2. Jason Conley	820	2001-02
3. Ron Carter	736	1977-78
4. Gay Elmore	713	1986-87
5. D.J. Covington	704	2013-14
6. Chavis Holmes	681	2008-09
7. Stan Okoye	666	2012-13
8. QJ Peterson	664	2013-14
9. Rodney Glasgow	660	2013-14
10. Gay Elmore	637	1985-86

## FIELD GOALS MADE

1. Reggie Williams	338	2006-07
2. Jason Conley	285	2001-02
3. Ron Carter	274	1977-78
4. Reggie Williams	269	2007-08
5. D.J. Covington	268	2013-14
6. Gay Elmore	266	1986-87
7. Ron Carter	246	1976-77
8. Stan Okoye	236	2012-13
9. Gay Elmore	232	1985-86
10. Rodney Glasgow	232	2013-14

## FREE THROW PERCENTAGE

*(Min. 2 made per game)*

1. Andy Kolesar	.879	1979-80
2. Andy Kolesar	.878	1978-79
3. John Krovic	.875	1975-76
4. Rodney Glasgow	.873	2013-14
5. John Mitchell	.868	1968-69
6. John Mitchell	.865	1966-67
7. John Mitchell	.864	1967-68
8. Gay Elmore	.856	1994-85
9. Bobby Prince	.855	1994-95
10. Ralph Lawson	.850	1958-59

## BLOCKS

1. D.J. Covington	106	2013-14
2. D.J. Covington	93	2012-13
3. Lewis Preston	65	1991-92
4. Lewis Preston	64	1990-91
5. Matt Murrer	58	2006-07
Eric Mann	58	2000-01
7. D.J. Covington	57	2010-11
8. Eric Mann	51	1999-00
9. Lewis Preston	48	1992-93
10. Eric Mann	47	1997-98

## SCORING AVERAGE

1. Jason Conley	29.3	2001-02
2. Reggie Williams	28.1	2006-07
3. Reggie Williams	27.8	2007-08
4. Ron Carter	26.3	1977-78
5. Charlie Schmaus	25.9	1965-66
6. Gay Elmore	25.5	1986-87
7. John Mitchell	23.2	1968-69
8. Gay Elmore	22.8	1985-86
9. Norm Halberstadt	22.5	1960-61
10. Norm Halberstadt	22.4	1961-62

## FIELD GOALS ATTEMPTED

1. Reggie Williams	636	2006-07
2. Jason Conley	610	2001-02
3. QJ Peterson	549	2013-14
4. Gay Elmore	535	1986-87
5. Charlie Schmaus	528	1965-66
6. Stan Okoye	523	2012-13
7. Ron Carter	515	1977-78
8. Gay Elmore	511	1985-86
9. Reggie Williams	509	2007-08
10. Ron Carter	492	1976-77

## FREE THROWS MADE

1. Ron Carter	188	1977-78
2. Reggie Williams	176	2006-07
3. Chavis Holmes	174	2008-09
4. Gay Elmore	173	1985-86
5. Jason Conley	171	2001-02
6. D.J. Covington	168	2013-14
7. Gay Elmore	167	1984-85
8. Gay Elmore	158	1986-87
9. Gay Elmore	151	1983-84
10. QJ Peterson	150	2013-14

## BLOCKS PER GAME

1. D.J. Covington	3.0	2012-13
D.J. Covington	3.0	2013-14
3. Lewis Preston	2.4	1991-92
4. Lewis Preston	2.3	1990-91
5. D.J. Covington	2.3	2010-11
6. Eric Mann	2.1	2000-01
7. Matt Murrer	1.9	2006-07
8. Eric Mann	1.8	1997-98
9. Lewis Preston	1.8	1992-93
10. Eric Mann	1.8	1999-00

## REBOUNDS

1. Bill Ralph	330	1953-54
2. D.J. Covington	326	2013-14
3. Steve Powers	318	1966-67
4. Bobby Williamson	316	1954-55
5. Eric Mann	294	2000-01
6. Stan Okoye	290	2012-13
7. Steve Powers	285	1967-68
8. Dave Montgomery	269	1974-75
9. Dave Montgomery	267	1976-77
10. Dave Montgomery	267	1977-78

## 3-POINT FG MADE

1. Austin Kenon	119	2008-09
2. Chavis Holmes	108	2006-07
3. Austin Kenon	93	2010-11
4. Keith Gabriel	89	2008-09
5. Rodney Glasgow	86	2013-14
6. Fred Robinson	85	2006-07
7. Keith Gabriel	84	2009-10
8. Chavis Holmes	83	2008-09
9. Chavis Holmes	82	2007-08
10. Austin Kenon	80	2009-10

## FREE THROWS ATTEMPTED

1. Reggie Williams	267	2006-07
2. D.J. Covington	241	2013-14
3. Ron Carter	228	1977-78
4. Chavis Holmes	210	2008-09
5. Jason Conley	209	2001-02
Gay Elmore	209	1985-86
7. Gay Elmore	207	1986-87
8. Nick Richardson	202	2000-01
Stan Okoye	202	2012-13
10. QJ Peterson	198	2013-14

## STEALS

1. Travis Holmes	111	2006-07
2. Chavis Holmes	105	2008-09
3. Chavis Holmes	90	2006-07
4. Travis Holmes	87	2008-09
5. Jason Conley	82	2001-02
6. Jason Bell	79	1997-98
7. Willie Bell	78	2008-09
8. Jason Bell	77	1998-99
9. Chavis Holmes	70	2007-08
10. Bobby Prince	65	1994-95

## REBOUNDING AVERAGE

1. Steve Powers	15.1	1966-67
2. Bill Ralph	14.3	1953-54
3. Bobby Williamson	13.7	1954-55
4. Steve Powers	13.6	1967-68
5. Charlie Schmaus	11.5	1965-66
6. Charlie Schmaus	11.2	1964-65
7. Eric Mann	10.5	2000-01
8. Karl Klinar	10.5	1953-54
9. Dave Montgomery	10.3	1974-75
10. Joe Gedro	9.8	1959-60

## 3-POINT FG ATTEMPTED

1. Austin Kenon	305	2008-09
2. Fred Robinson	282	2006-07
3. Chavis Holmes	277	2006-07
4. Keith Gabriel	262	2009-10
5. Keith Gabriel	245	2008-09
6. QJ Peterson	244	2013-14
7. Austin Kenon	242	2009-10
8. Reggie Williams	238	2006-07
9. Jason Conley	237	2001-02
10. Keith Gabriel	234	2011-12

## ASSISTS

1. Richard Little	216	2002-03
2. Rodney Glasgow	205	2013-14
3. Bobby Prince	173	1994-95
4. Richard Little	165	2003-04
5. Mike Huffman	164	1984-85
6. Bobby Prince	156	1995-96
7. Percy Covington	152	1989-90
8. Reggie Williams	146	2006-07
9. Darryl Faulkner	134	1997-98
10. Rodney Glasgow	133	2012-13

## STEALS PER GAME

1. Chavis Holmes	3.4	2008-09
2. Travis Holmes	3.4	2006-07
3. Travis Holmes	3.2	2008-09
4. Jason Bell	3.0	1998-99
5. Jason Conley	2.9	2001-02
6. Jason Bell	2.9	1997-98
7. Chavis Holmes	2.8	2006-07
8. Percy Covington	2.5	1989-90
9. Willie Bell	2.4	2008-09
10. Chavis Holmes	2.4	2007-08

## FIELD GOAL PERCENTAGE

*(Min. 3 made per game)*

1. Dave Montgomery*	.652	1976-77
2. Matt Murrer	.650	2005-06
3. D.J. Covington	.593	2013-14
4. Matt Murrer	.582	2003-04
5. Dave Montgomery	.569	1974-75
6. Dave Montgomery	.563	1975-76
7. D.J. Covington	.560	2012-13
8. Mark Craft	.559	1988-89
9. Jeff Gausepohl	.556	1962-63
10. Jeff Gausepohl	.554	1964-65

## 3-POINT FG PERCENTAGE

*(Min. 2 made per game)*

1. Ramon Williams	.470	1988-89
2. Damon Williams	.450	1989-90
3. Chavis Holmes	.441	2008-09
4. Ramon Williams	.429	1989-90
5. Darryl Faulkner	.425	1996-97
6. Austin Kenon	.419	2010-11
7. Rodney Glasgow	.396	2013-14
8. Michael Sparks	.393	2009-10
9. Austin Kenon	.390	2008-09
10. Chavis Holmes	.390	2006-07

## ASSISTS PER GAME

1. Richard Little	7.2	2002-03
2. Bobby Prince	6.4	1994-95
3. Percy Covington	6.1	1989-90
4. Richard Little	5.9	2003-04
Rodney Glasgow	5.9	2013-14
6. Bobby Prince	5.6	1995-96
7. Mike Huffman	5.5	1984-85
8. Darryl Faulkner	5.0	1997-98
9. Matt Coward	4.9	2004-05
10. Rodney Glasgow	4.8	2012-13

\*- Second Best In Nation in 1976-77

# SINGLE-SEASON RECORDS • TEAM

## HIGHEST WIN PERCENTAGE

1.	.867	1976-77	26-4
2.	.750	2008-09	24-8
		1977-78	21-7
4.	.688	1976-76	22-10
5.	.643	1995-96	18-10

## MOST WINS

1.	26	1976-77	26-4
2.	24	2008-09	24-8
3.	22	1975-76	22-10
		2013-14	22-13
4.	21	1977-78	21-7
6.	18	1995-96	18-10
	18	2010-11	18-13

## MOST CONSECUTIVE WINS

1.	21	12/4/76-2/14/77
2.	10	12/3/08-1/12/09
		1/14/78-2/11/78
		2/11/76-3/18/76
4.	7	2/3/96-2/17/96

## MOST CONSECUTIVE HOME WINS

1.	35	2/5/76-12/16/78
2.	13	2/27/95-2/17/96
		12/6/89-1/12/91
		2/10/11 -1/5/12
5.	9	2/26/75-1/21/76

## FEWEST WINS

1.	1	1981-82	1-25
		1970-71	1-25
3.	2	1982-83	2-25
4.	4	Five Seasons	

## MOST CONSECUTIVE LOSSES

1.	24	2/14/70-2/8/71
2.	23	2/4/81-1/28/82
3.	18	1/3/82-2/23/82
4.	17	12/6/99-2/12/00
5.	16	1/17/93-3/4/93

## MOST OVERTIME GAMES

1.	5	1984-85	2-3 record
2.	4	1988-89	1-3 record
		1971-72	2-2 record
4.	3	1959-60	2-1 record
		2013-14	2-1 record

## MOST 100-POINT GAMES

1.	17	2006-07	10-7 record
	10	2013-14	10-0 record
3.	9	2008-09	9-0 record
	9	2010-11	5-4 record
5.	8	2007-08	7-1 record

## CONSECUTIVE 100-POINT GAMES

1.	4	2/5/07-2/21/07
		1/18/07-1/27/07
3.	3	Three Times - Last 1/25 - 1/31/14

## MOST POINTS

1.	3331	2006-07	(33 games)
2.	3089	2013-14	(35 games)
3.	3002	2008-09	(31 games)
4.	2726	2010-11	(33 games)
5.	2649	2007-08	(29 games)

## HIGHEST POINTS PER GAME

1.	100.9	2006-07	(33 games)
2.	93.8	2008-09	(32 games)
3.	91.3	2007-08	(29 games)
4.	88.6	2009-10	(29 games)
5.	88.3	2013-14	(35 games)

## LOWEST POINTS PER GAME

1.	56.9	1982-83	(27 games)
2.	57.4	2003-04	(28 games)
3.	60.3	1983-84	(27 games)
4.	61.7	1981-82	(26 games)
5.	62.1	1984-85	(30 games)

## HIGHEST SCORING MARGIN

1.	9.0	1976-77
2.	8.9	1975-76
3.	8.3	2008-09
4.	6.4	1977-78
5.	5.8	2010-11

## MOST POINTS ALLOWED

1.	3240	2006-07	(33 games)
2.	2891	2013-14	(35 games)
2.	2799	2009-10	(29 games)
3.	2737	2008-09	(32 games)
4.	2545	2010-11	(31 games)

## HIGHEST AVG. POINTS ALLOWED

1.	98.2	2006-07	(33 games)
2.	96.5	2009-10	(29 games)
2.	87.8	1994-95	(27 games)
3.	87.2	2007-08	(29 games)
.	85.0	1960-61	(22 games)

## LOWEST AVG. POINTS ALLOWED

1.	60.5	1984-85	(30 games)
2.	67.6	1975-76	(32 games)
3.	68.3	1983-84	(27 games)
4.	69.4	2003-04	(28 games)
5.	70.1	2004-05	(27 games)

## MOST FIELD GOALS MADE

1.	1176	2006-07	(33 games)
2.	1088	2013-14	(35 games)
3.	1009	2008-09	(32 games)
4.	992	1976-76	(32 games)
5.	945	2007-08	(29 games)

## MOST FIELD GOALS ATTEMPTS

1.	2696	2006-07	(33 games)
2.	2441	2013-14	(35 games)
3.	2279	2008-09	(32 games)
4.	2125	2007-08	(29 games)
5.	2120	2009-10	(29 games)

## HIGHEST FIELD GOAL PCT.

1.	.520	1976-77	940-1806
2.	.507	1975-76	992-1958
3.	.487	1988-89	821-1687
4.	.487	1977-78	869-1786
5.	.485	1974-75	864-1782

## LOWEST FIELD GOAL PCT.

1.	.360	1953-54	
2.	.372	1958-59	422-1133
3.	.373	1971-72	610-1634
4.	.374	1959-60	565-1512
5.	.378	1970-71	615-1626

## MOST FREE THROWS MADE

1.	600	2013-14	(35 games)
2.	564	2011-12	(33 games)
3.	546	2008-09	(32 games)
4.	541	1976-77	(30 games)
5.	537	2006-07	(33 games)

## MOST FREE THROW ATTEMPTS

1.	842	2013-14	(35 games)
2.	815	2006-07	(33 games)
3.	784	2011-12	(33 games)
4.	753	1976-77	(30 games)
5.	742	2008-09	(32 games)

## HIGHEST FREE THROW PCT.

1.	.758	1979-80	461-608
2.	.754	1967-68	421-558
3.	.753	1995-96	469-623
4.	.745	1986-87	360-483
5.	.739	1959-60	337-456

## LOWEST FREE THROW PCT.

1.	.586	1957-58	
2.	.601	1969-70	387-644
3.	.606	1972-73	352-581
4.	.619	2000-01	412-666
5.	.620	1999-00	399-644

## MOST 3-POINT FG MADE

1.	442	2006-07	(33 games)
2.	438	2008-09	(32 games)
3.	351	2010-11	(31 games)
4.	336	2007-08	(29 games)
5.	335	2009-10	(29 games)

## MOST 3-POINT FG ATTEMPTS

1.	1383	2006-07	(33 games)
2.	1244	2008-09	(32 games)
3.	1045	2007-08	(29 games)
4.	1026	2009-10	(29 games)
5.	978	2010-11	(31 games)

## 3-POINT FIELD GOAL PCT.

1.	.440	1988-89	133-302
2.	.400	1989-90	173-432
3.	.382	1987-88	107-280
4.	.359	2010-11	351-978
5.	.358	2008-09	438-1224

## MOST REBOUNDS

1.	1452	2013-14	(35 games)
2.	1265	1975-76	(32 games)
3.	1262	2006-07	(33 games)
4.	1183	2012-13	(31 games)
5.	1178	1965-66	(23 games)

## REBOUNDS PER GAME

1.	51.2	1965-66	(23 games)
2.	49.2	1964-65	(21 games)
3.	46.6	1966-67	(21 games)
4.	46.0	1971-72	(25 games)
5.	45.3	1960-61	(22 games)

## HIGHEST REBOUND MARGIN

1.	6.0	1954-55
2.	5.6	1977-78
3.	4.1	1974-75
4.	3.2	1964-65
5.	2.8	1975-76

## MOST ASSISTS

1.	681	2006-07	(33 games)
2.	581	2008-09	(32 games)
3.	518	2007-08	(29 games)
4.	491	2013-14	(35 games)
5.	465	2012-13	(31 games)

## ASSISTS PER GAME

1.	20.6	2006-07	(33 games)
2.	18.2	2008-09	(32 games)
3.	17.9	2007-08	(29 games)
4.	15.6	2001-02	(28 games)
5.	15.0	2012-13	(31 games)

## MOST BLOCKED SHOTS

1.	218	2013-14	(35 games)
2.	144	2009-10	(29 games)
3.	141	2010-11	(31 games)
4.	135	2012-13	(31 games)
5.	124	2011-12	(33 games)

## BLOCKED SHOTS PER GAME

1.	6.2	2013-14	(35 games)
2.	4.9	2009-10	(29 games)
3.	4.6	2010-11	(31 games)
4.	4.4	2012-13	(31 games)
5.	3.8	1990-91	(28 games)

## MOST STEALS

1.	490	2006-07	(33 games)
2.	453	2008-09	(32 games)
3.	369	2007-08	(29 games)
4.	301	2009-10	(29 games)
5.	297	1998-99	(27 games)

## STEALS PER GAME

1.	14.8	2006-07	(33 games)
2.	14.2	2008-09	(32 games)
3.	12.7	2007-08	(29 games)
4.	11.0	1998-99	(27 games)
5.	10.4	1997-98	(27 games)

# CAREER RECORDS

## 1,000-POINT CLUB

1. Reggie Williams	2,556	2004-08
2. Gay Elmore	2,422	1983-87
3. Ron Carter	2,228	1974-78
4. Stan Okoye	2,146	2009-13
5. Chavis Holmes	2,065	2005-09
6. Keith Gabriel	1,925	2008-12
7. Austin Kenon	1,767	2007-11
8. Travis Holmes	1,733	2005-09
9. Ramon Williams	1,630	1986-90
10. Damon Williams	1,622	1986-90
11. Will Bynum	1,606	1973-77
12. Radee Skipworth	1,588	2000-04
13. John Krovic	1,559	1973-77
14. D.J. Covington	1,516	2010-14
15. Andy Kolesar	1,460	1977-81
16. Rodney Glasgow	1,440	2010-14
17. Cedric Wins	1,459	1981-85
18. Lawrence Gullette	1,367	1991-96
19. Jason Bell	1,365	1995-99
20. Dave Montgomery	1,329	1974-78
21. Charlie Schmaus*	1,328	1963-66
22. Norm Halberstadt*	1,315	1959-62
23. Dennis Johnson	1,253	1977-81
24. Darren Sawyer	1,219	1981-85
25. Matt Murrer	1,200	2002-07
26. Bill Ralph*	1,175	1951-54
27. Jonathan Penn	1,153	1989-93
28. John Mitchell*	1,150	1966-69
29. Lewis Preston	1,146	1989-93
30. Darryl Faulkner	1,121	1993-98
31. John Goode	1,096	1977-81
32. Karl Klinar*	1,078	1951-54
33. Nick Richardson	1,075	1997-01
34. Aaron Demory	1,069	1996-00
35. Jason Conley	1,042	2000-03
36. Maurice Spencer	1,039	1993-97
37. Bill Blair*	1,023	1961-64
38. Greg Fittz	1,006	1987-91



Reggie Williams set the school and state Division I record with 2,556 career points in a career that ended in 2008-09.

## SCORING AVERAGE

1. Reggie Williams	22.8	2004-08
2. Gay Elmore	21.4	1983-87
3. Norm Halberstadt	21.2	1959-62
4. Charlie Schmaus*	19.5	1963-66
5. Ron Carter	19.2	1974-78
6. John Mitchell*	17.7	1966-69
7. Stan Okoye	17.4	2009-13
8. Chavis Holmes	17.4	2005-09
9. Bill Blair*	17.3	1961-64
10. Austin Kenon	16.8	2007-11

## REBOUNDS

1. Dave Montgomery	1,068	1974-78
2. Stan Okoye	962	2009-13
3. Bill Ralph*	919	1951-54
4. Eric Mann	841	1996-01
5. Reggie Williams	820	2004-08
6. Ron Carter	809	1974-78
7. Karl Klinar*	760	1951-54
8. D.J. Covington	747	2010-14
9. Charlie Schmaus*	715	1963-66
10. Steve Powers*	675	1965-68

## REBOUNDING AVERAGE

1. Bill Ralph*	12.9	1951-54
2. Karl Klinar*	11.2	1951-54
3. Steve Powers*	10.9	1965-68
4. Charlie Schmaus*	10.5	1963-66
5. Dave Montgomery	9.2	1974-78
6. Bill Coupland*	8.8	1954-57
7. Bobby Watson*	8.4	1961-64
8. Chuck Cotton	8.4	1955-59
9. Eric Mann	7.8	1996-01
10. Stan Okoye	7.8	2009-13

## FIELD GOAL PERCENTAGE


1. D.J. Covington	.582	2010-14
2. Dave Montgomery	.580	1974-78
3. Jeff Gausepohl*	.552	1962-65
4. Matt Murrer	.541	2003-07
5. Will Bynum	.528	1973-77
6. George Borojevich	.526	1973-77
7. Lewis Preston	.523	1989-93
8. Ron Carter	.518	1974-78
9. Mike Herndon	.516	1981-85
10. Mark Craft	.507	1986-90

## FIELD GOALS MADE

1. Reggie Williams	933	2004-08
2. Gay Elmore	873	1982-87
3. Ron Carter	870	1974-78
4. Stan Okoye	788	2009-13
5. John Krovic	666	1973-77

## FIELD GOALS ATTEMPTED

1. Reggie Williams	1874	2004-08
2. Gay Elmore	1858	1982-87
3. Ron Carter	1679	1974-78
4. Stan Okoye	1590	2009-13
5. Keith Gabriel	1569	2008-12



Ron Carter held the career scoring record for eight seasons with his 2,228 points.

## FREE THROW PERCENTAGE

1. John Mitchell*	.866	1966-69
2. Andy Kolesar	.849	1977-81
3. Bobby Prince	.841	1992-96
4. Mike Manis	.837	1967-69
5. Rodney Glasgow	.825	2010-14
6. Gay Elmore	.816	1983-87
7. Austin Kenon	.814	2007-11
8. Robin Porter	.807	1964-66
9. Damon Williams	.806	1986-90
10. Jason Conley	.799	2001-03

## FREE THROWS MADE

1. Gay Elmore	653	1982-87
2. Reggie Williams	494	2004-08
3. Ron Carter	488	1974-78
4. Stan Okoye	441	2009-13
5. Chavis Holmes	431	2005-09


## FREE THROWS ATTEMPTED

1. Gay Elmore	800	1982-87
2. Reggie Williams	703	2004-08
3. Ron Carter	671	1974-78
4. Stan Okoye	665	2009-13
5. Chavis Holmes	562	2005-09

## 3-POINT FG PERCENTAGE

1. Ramon Williams	.427	1986-90
2. Damon Williams	.419	1986-90
3. Percy Covington	.396	1988-92
4. Darryl Faulkner	.395	1993-98
5. Chavis Holmes	.385	2005-09
6. Austin Kenon	.384	2007-11
7. Bryan Woolsey	.380	1991-95
8. Rodney Glasgow	.371	2010-14
9. Michael Sparks	.355	2008-12
10. Lawrence Gullette	.349	1992-96

# CAREER RECORDS



Richard Little is VMI's career leader with 608 assists.

## 3-POINT FG MADE

1. Austin Kenon	349	2007-11
2. Keith Gabriel	311	2008-12
3. Chavis Holmes	306	2005-09
4. Michael Sparks	227	2008-12
5. Ramon Williams	206	1986-90

## 3-POINT FG ATTEMPTED

1. Keith Gabriel	933	2008-12
2. Austin Kenon	910	2007-11
3. Chavis Holmes	795	2005-09
4. Reggie Williams	649	2004-08
5. Michael Sparks	640	2008-12

## ASSISTS

1. Richard Little	608	2000-04
2. Rodney Glasgow	530	2010-14
3. Mike Huffman	480	1982-86
4. Bobby Prince	452	1992-96
5. Percy Covington	432	1988-92
6. Kelly Lombard	383	1975-79
7. Ron Burks	382	2008-12
8. Reggie Williams	368	2004-08
9. Travis Holmes	360	2005-09
10. Darryl Faulkner	333	1993-98

## ASSISTS PER GAME

1. Richard Little	5.3	2001-04
2. Rodney Glasgow	4.4	2010-14
3. Mike Huffman	4.3	1983-86
4. Bobby Prince	4.3	1992-96
5. Matt Coward	4.0	2003-06
6. Darryl Faulkner	4.0	1993-98
7. Percy Covington	4.0	1989-92
8. Kelly Lombard	3.4	1976-79
9. Reggie Williams	3.3	2004-08
10. Ron Burks	3.2	2008-12

## BLOCKS

1. D.J. Covington	272	2010-14
2. Lewis Preston	202	1990-93
3. Eric Mann	184	1997-01
4. Tim Allmond	110	2002-05
5. Mike Herndon	103	1982-85
Stan Okoye	103	2009-13
7. Keith Gabriel	99	2008-12
8. Matt Murrer	89	2003-07
9. Stephen Sargent	64	2007-11
10. Zach Batte	62	1998-03

## STEALS

1. Travis Holmes	309	2005-09
2. Chavis Holmes	304	2005-09
3. Jason Bell	240	1995-99
4. Keith Gabriel	212	2008-12
5. Percy Covington	196	1989-92
6. Aaron Demory	180	1996-00
7. Reggie Williams	175	2004-08
8. Ron Burks	170	2008-12
9. Willie Bell	169	2005-08
10. Richard Little	168	2001-04

## STEALS PER GAME

1. Travis Holmes	2.7	2005-09
2. Chavis Holmes	2.6	2005-09
3. Jason Bell	2.4	1994-99
4. Darryl Faulkner	1.8	1993-98
5. Percy Covington	1.8	1988-92

## DOUBLE-FIGURE SCORING GAMES

1. Gay Elmore	110	1983-87
2. Reggie Williams	103	2004-08
Stan Okoye	103	2009-13
4. Ron Carter	99	1974-78
5. Keith Gabriel	96	2008-12
6. Chavis Holmes	92	2005-09
7. Austin Kenon	91	2007-11
8. Cedric Wins	89	1981-85
9. John Krovic	85	1973-77
Radee Skipworth	85	2000-04
Travis Holmes	85	2005-09

## 20+ POINT SCORING GAMES

1. Gay Elmore	68	1983-87
2. Reggie Williams	64	2004-08
3. Ron Carter	60	1974-78
4. Chavis Holmes	54	2005-09
5. Stan Okoye	49	2009-Present
6. Keith Gabriel	35	2008-12
7. Jason Conley	34	2000-03
8. Norm Halberstadt*	32	1959-62
Damon Williams	32	1986-90
Austin Kenon	32	2007-11

## 30+ POINT SCORING GAMES

1. Reggie Williams	28	2004-08
2. Gay Elmore	15	1983-87
3. Jason Conley	12	2000-02
4. Norm Halberstadt*	10	1959-62
Charlie Schmaus*	10	1963-66
6. Ron Carter	9	1974-78
Stan Okoye	9	2009-13
8. Keith Gabriel	8	2008-12
9. Ramon Williams	6	1986-90
Austin Kenon	6	2007-11

## CONSECUTIVE DOUBLE-FIGURE GAMES

1. Damon Williams	63	1988-90
2. Gay Elmore	50	1986-87
Reggie Williams	50	2006-08
3. Jason Conley	37	2001-02
4. Gay Elmore	34	1984-85
5. Ron Carter	33	1976-77
6. Ramon Williams	31	1988-89
7. Ron Carter	30	1977-78
Chavis Holmes	30	2007-09
9. John Mitchell	29	1967-68
10. Jason Bell	28	1998-99

## MISCELLANEOUS RECORDS


### MOST CONSECUTIVE FT MADE -

31, Gay Elmore, 1983-84

### MOST CONSECUTIVE 20+ POINT GAMES-

19, Ron Carter, 1978

\*- Three-year career, all others as indicated



Ramon Williams is the career leader in 3-Point FG Percentage and ranks seventh in career scoring.

## ANNUAL LEADERS

Year	SCORING			REBOUNDING			FIELD GOAL PCT.			FREE THROW PCT.		
	Leader	Pts.	Avg.	Leader	Reb.	Avg.	Leader	FG Pct.	FG-FGA	Leader	FT Pct.	FT-FTA
1953-54	Bill Ralph	447	19.4	Bill Ralph	330	14.3	Karl Klinar	.413	124-300	Don Colwell	.739	68-92
1954-55	Bobby Williamson	280	12.2	Bobby Williamson	316	13.7	Bobby Williamson	.466	83-178	Frank Walter	.826	53-64
1955-56	Bill Coupland	314	13.7	Bill Coupland	181	7.9	Bill Coupland	.432	115-266	Don Nyman	.714	70-98
1956-57	Bill Coupland	334	12.8	Chuck Cotton	224	9.7	Ralph Lawson	.456	104-228	Dave Goode	.708	75-106
1957-58	Chuck Cotton	226	13.3	Chuck Cotton	152	8.9	Ralph Lawson	.445	109-245	Ralph Lawson	.649	61-94
1958-59	Chuck Cotton	272	16.0	Chuck Cotton	135	7.9	Chuck Cotton	.414	99-239	Ralph Lawson	.850	68-80
1959-60	Norm Halberstadt	372	18.6	Joe Gedro	195	9.8	Roy Quinn	.432	98-227	Roy Quinn	.776	52-67
1960-61	Norm Halberstadt	495	22.5	Frank Oley	163	7.8	Norm Halberstadt	.409	200-489	Norm Halberstadt	.754	68-80
1961-62	Norm Halberstadt	448	22.4	Bobby Watson	218	9.1	John Yurachek	.475	76-160	Norm Halberstadt	.733	66-90
1962-63	Bill Blair	418	19.9	John Yurachek	180	9.0	Jeff Gausepohl	.556	70-126	Bill Blair	.812	82-101
1963-64	Bill Blair	432	18.0	Bobby Watson	218	9.1	Jeff Gausepohl	.547	70-128	Jeff Gausepohl	.769	93-121
1964-65	Charlie Schmaus	389	18.5	Charlie Schmaus	235	11.2	Jeff Gausepohl	.554	72-130	John Prosser	.795	62-78
1965-66	Charlie Schmaus	595	25.9	Charlie Schmaus	265	11.5	John Hartung	.471	73-155	Robin Porter	.816	129-158
1966-67	John Kemper	297	14.1	Steve Powers	318	15.1	John Mitchell	.435	117-269	John Mitchell	.865	45-52
1967-68	John Kemper	383	18.2	Steve Powers	285	13.6	John Mitchell	.459	134-292	John Mitchell	.864	70-81
1968-69	John Mitchell	533	23.2	Denny Clark	174	7.6	John Mitchell	.483	217-449	John Mitchell	.868	99-114
1969-70	Jan Essenburg	348	13.9	Fred Allison	184	7.4	Jim Gillespie	.479	80-167	Jerry Renfro	.728	83-114
1970-71	Jan Essenburg	411	15.8	Jan Essenburg	168	6.5	Jim Sefick	.452	118-261	Jerry Renfro	.791	53-67
1971-72	Charlie Tyler	316	12.6	Bob Frank	203	8.1	David Lester	.466	88-189	Bob Frank	.688	75-109
1972-73	Gordie Rawlyk	254	9.8	Charlie Tyler	177	6.8	David Lester	.511	92-180	Steve Chapin	.806	50-62
1973-74	John Krovic	345	14.4	Charlie Tyler	159	6.6	John Krovic	.488	156-320	Will Bynum	.738	48-65
1974-75	John Krovic	389	15.0	Dave Montgomery	269	10.3	Dave Montgomery	.569	116-204	Will Bynum	.808	59-73
1975-76	Ron Carter	574	17.9	Dave Montgomery	265	8.3	Dave Montgomery	.563	126-224	John Krovic	.875	70-80
1976-77	Ron Carter	613	20.4	Dave Montgomery	267	8.9	Dave Montgomery	.652	161-247	Will Bynum	.767	115-150
1977-78	Ron Carter	736	26.3	Dave Montgomery	267	9.5	Ron Carter	.532	274-515	Ron Carter	.825	188-228
1978-79	Andy Kolesar	399	14.8	John Goode	139	5.8	John Goode	.509	112-220	Andy Kolesar	.878	79-90
1979-80	Andy Kolesar	498	19.2	John Goode	203	7.5	Andy Kolesar	.544	202-371	Andy Kolesar	.879	94-107
1980-81	Andy Kolesar	376	13.9	Geoff Hinshelwood	156	6.0	John Goode	.532	109-205	Andy Kolesar	.805	66-82
1981-82	Mark Vest	425	16.3	Mark Vest	155	6.0	Mark Vest	.469	168-358	Mark Vest	.793	88-111
1982-83	Darren Sawyer	379	15.2	Darren Sawyer	124	5.0	Cedric Wins	.450	158-351	Cedric Wins	.750	75-100
1983-84	Gay Elmore	478	18.3	Gay Elmore	148	5.7	Cedric Wins	.477	133-279	Gay Elmore	.821	151-184
1984-85	Gay Elmore	579	20.0	Darren Sawyer	157	5.2	Cedric Wins	.521	188-361	Gay Elmore	.856	167-195
1985-86	Gay Elmore	637	22.8	Mark Current	166	6.1	Darrin McDonald	.484	177-366	Gay Elmore	.828	173-209
1986-87	Gay Elmore	713	25.5	Mark Current	214	7.6	Mark Current	.542	173-319	Gay Elmore	.763	158-207
1987-88	Damon Williams	488	16.3	Bobby Gardner	202	6.7	Lennon Mings	.514	91-177	Damon Williams	.817	76-93
1988-89	Ramon Williams	523	18.7	Mark Craft	234	8.4	Mark Craft	.559	109-195	Damon Williams	.802	93-116
1989-90	Damon Williams	579	20.7	Mark Craft	249	8.6	Percy Covington	.516	83-161	Ramon Williams	.824	70-85
1990-91	Greg Fittz	485	17.3	Greg Fittz	190	6.8	Lewis Preston	.515	85-165	Erek Perry	.745	82-110
1991-92	Jonathan Penn	539	19.3	Lewis Preston	205	7.6	Lewis Preston	.545	189-347	Jonathan Penn	.777	129-166
1992-93	Lewis Preston	450	16.7	Lewis Preston	193	7.1	Lewis Preston	.504	177-351	Lewis Preston	.800	96-120
1993-94	Lawrence Gullette	271	11.3	Jonathan Goodman	237	8.5	Jonathan Goodman	.493	113-229	Jonathan Goodman	.640	71-111
1994-95	Lawrence Gullette	442	16.4	Lawrence Gullette	175	6.5	Bobby Prince	.439	94-214	Bobby Prince	.855	100-117
1995-96	Lawrence Gullette	444	15.9	Brent Conley	236	8.4	Lester Johnson	.514	91-177	Bobby Prince	.838	93-111
1996-97	Maurice Spencer	405	15.0	Eric Mann	113	4.8	Jason Bell	.460	91-198	Maurice Spencer	.779	60-77
1997-98	Jason Bell	439	16.3	Eric Mann	191	7.3	Aaron Demory	.488	103-211	Darryl Faulkner	.812	69-85
1998-99	Jason Bell	492	18.9	Aaron Demory	164	6.3	Jason Bell	.467	179-383	Jason Bell	.734	102-139
1999-00	Nick Richardson	302	12.6	Eric Mann	229	7.9	Aaron Demory	.520	130-250	Nick Richardson	.614	70-114
2000-01	Eric Mann	377	13.5	Eric Mann	294	10.5	Eric Mann	.516	130-252	Eric Mann	.597	117-196
2001-02	Jason Conley	820	29.3	Jason Conley	224	8.0	Radee Skipworth	.473	151-319	Jason Conley	.818	171-209
2002-03	Radee Skipworth	558	18.6	Radee Skipworth	173	5.8	Radee Skipworth	.463	208-449	Radee Skipworth	.665	109-164
2003-04	Radee Skipworth	367	16.0	Radee Skipworth	143	6.2	Matt Murrer	.582	106-182	Radee Skipworth	.713	77-108
2004-05	Reggie Williams	419	15.5	Preston Beverly	138	5.1	Reggie Williams	.431	134-357	Reggie Williams	.796	78-98
2005-06	Reggie Williams	514	19.0	Matt Murrer	212	7.9	Matt Murrer	.650	130-200	Reggie Williams	.750	126-168
2006-07	Reggie Williams	928	28.1	Reggie Williams	263	8.0	Reggie Williams	.531	338-636	Chavis Holmes	.744	131-176
2007-08	Reggie Williams	695	27.8	Reggie Williams	242	9.7	Reggie Williams	.528	269-509	Travis Holmes	.773	116-150
2008-09	Chavis Holmes	681	22.0	Travis Holmes	166	6.1	Chavis Holmes	.512	212-414	Chavis Holmes	.829	174-210
2009-10	Austin Kenon	535	18.4	Stan Okoye	192	6.6	Stan Okoye	.520	159-306	Austin Kenon	.842	133-158
2010-11	Austin Kenon	514	18.4	Stan Okoye	249	8.0	D.J. Covington	.615	96-156	Austin Kenon	.844	119-141
2011-12	Keith Gabriel	576	17.5	Stan Okoye	231	7.2	Stan Okoye	.519	200-385	Michael Sparks	.775	69-89
2012-13	Stan Okoye	666	21.5	Stan Okoye	290	9.4	D.J. Covington	.560	190-339	Rodney Glasgow	.825	66-80
2013-14	D.J. Covington	704	20.1	D.J. Covington	326	9.3	D.J. Covington	.593	268-452	Rodney Glasgow	.873	110-126

Minimums- FG %: Three Made Per Game; FT %: Two Made Per Game

# CAMERON HALL RECORDS

## ■ TEAM

**MOST POINTS:** .....156,VMI vs. Columbia Union, Nov. 28, 2007;  
.....156,VMI vs. Virginia Inter mont, Nov. 15, 2006

**FEWEST POINTS:** .....32,VMI vs Coastal Carolina, Jan. 26, 2004

**MOST POINTS TWO TEAMS:** ..271 (VMI 144, Southern Virginia 127), Nov. 20, 2006

**FEWEST POINTS TWO TEAMS:** .....81, Coastal Carolina 49 VMI 32, Jan. 26, 2004

**MOST FIELD GOALS MADE:** .....60,VMI vs. Virginia Inter mont, Nov. 15, 2006

**FEWEST FIELD GOALS MADE:** .....10,VMI vs. Coastal Carolina, Jan. 26, 2004

**MOST FIELD GOALS ATTEMPTED:** .....118,VMI vs. Virginia Inter mont, Nov. 15, 2006

**MOST 3-PT FIELD GOALS MADE:** .....24,VMI vs. Southern Virginia, Jan. 29, 2009

**MOST 3-PT FIELD GOALS ATTEMPTED:** .....63,VMI vs. West Virginia Wesleyan, Nov. 18, 2009

**MOST FREE THROWS MADE:** .....37,VMI vs Marshall, Feb. 17, 1996;VMI vs Radford, Dec. 2, 1995

**MOST FREE THROWS ATTEMPTED:** .....51,VMI vs Radford, Dec. 2, 1995

**MOST FREE THROWS MADE TWO TEAMS:** .....54,VMI vs. Winthrop, Dec. 2, 2010;VMI vs Radford, Dec. 2, 1995;VMI vs Marshall, Feb. 21, 1983

**MOST FREE THROWS ATTEMPTED TWO TEAMS:** .....83,VMI vs. South Carolina State, Dec. 11, 2006

**FEWEST FREE THROWS MADE:** .....1, Army vs VMI, Nov. 21, 2005

**FEWEST FREE THROWS ATTEMPTED:** .....2,VMI vs Roanoke, Dec. 9, 1987; Army vs. VMI, Nov. 21, 2005

**MOST PERSONAL FOULS:** .....38, Averett vs VMI, Dec. 7, 1983

**MOST PERSONAL FOULS TWO TEAMS:** .....59,VMI vs. South Carolina State, Dec. 11, 2006

**MOST OVERTIME PERIODS:** .....3,VMI vs Furman, Jan. 21, 1989

**BEST FIELD GOAL PERCENTAGE:** .....72.7%, Bridgewater vs. VMI, Jan. 18, 2007

**BEST 3-PT FIELD GOAL PERCENTAGE:** .....87.5%, VMI (7-for-8) vs VV. Carolina, Feb. 13, 1989

**BEST FREE THROW PERCENTAGE:** 100%, (16-for-16) Richmond vs VMI, Feb. 2, 1989

**MOST REBOUNDS:** .....72, West Virginia Wesleyan vs. VMI, Nov. 18, 2009

**MOST ASSISTS:** .....39, VMI vs. Virginia Inter mont, Nov. 15, 2006

**MOST STEALS:** .....35, VMI vs. Virginia Inter mont, Nov. 15, 2006

**MOST BLOCKED SHOTS:** .....13, VMI vs. Southern Virginia, Nov. 23, 2010  
.....13, VMI vs. Bridgewater, Nov. 20, 2013

**HIGHEST SCORING HALF:** .....85, VMI vs. Central Penn (2nd), Nov. 29, 2010

**LOWEST SCORING HALF:** .....14, Southern Virginia vs. VMI, Nov. 22, 2004

**LARGEST MARGIN OF VICTORY:** .....74, VMI vs. Washington College, Jan. 4, 2014

**FEWEST TURNOVERS:** .....5, VMI vs William & Mary, Feb. 11, 1987;  
VMI vs The Citadel, Feb. 7, 1987; Western Carolina vs VMI, Jan. 25, 1986; VMI vs The Citadel, Feb. 25, 1985; VMI vs William & Mary, Feb. 6, 1985

## ■ INDIVIDUAL

**MOST POINTS:** .....45, Reggie Williams (VMI) vs. Virginia Inter mont, Nov. 15, 2006

**MOST FIELD GOALS MADE:** .....19, Reggie Williams (VMI) vs. Southern Virginia, Jan. 8, 2008  
.....19, Dwayne Jackson (Charleston Southern) vs. VMI, Jan. 13, 2007

**MOST FIELD GOALS ATTEMPTED:** .....31, Dwayne Jackson (Charleston Southern) vs. VMI, Jan. 13, 2007

**BEST FIELD GOAL PERCENTAGE:** .....100%, (8-for-8) Charles Jones (Marshall) Feb. 11, 1982

**MOST 3-PT. FIELD GOALS MADE:** .....10, Shawn Moore (Marshall) vs VMI, Jan. 16, 1995

**MOST 3-PT FIELD GOALS ATTEMPTED:** .....23, Shawn Moore (Marshall) vs VMI, Jan. 16, 1995

**BEST 3-PT FIELD GOAL PERCENTAGE:** .....100%, (5-for-5) Ramon Williams (VMI) vs Western Carolina, Feb. 13, 1989  
.....100% (6-for-6) Jordan Vweethee (VMI) vs. Bluefield State, Nov. 16, 2013

**MOST FREE THROWS MADE:** .....19, Gay Elmore (VMI) vs Davidson Feb. 24, 1986

**MOST FREE THROWS ATTEMPTED:** .....20, Gay Elmore (VMI) vs Davidson Feb. 24, 1986

**BEST FREE THROW PERCENTAGE:** .....100%, (12-for-12) Gerry Born (Davidson) Jan. 21, 1985

**MOST REBOUNDS:** .....22 (tie), Calvin Henry (Mercer) vs. VMI, Dec. 9, 2006  
.....Art Parakhouski (Radford) vs. VMI, Feb. 2, 2010

**MOST ASSISTS:** .....13, Ron Burks (VMI) vs. Lynchburg, Nov. 30, 2009

**MOST STEALS:** .....11, Travis Holmes (VMI) vs. Bridgewater, Jan. 18, 2007

**MOST BLOCKED SHOTS:** .....9, Eric Mann vs. The Citadel, Jan. 15, 2000  
.....9, D.J. Covington vs. Southern Virginia, Nov. 23, 2010

**HIGHEST SCORING HALF:** .....30, Reggie Williams (VMI) vs Charleston Southern, Jan. 13, 2007

## ■ CAMERON HALL FACTS

**YEAR OPENED:** .....1981

**RESULT OF FIRST GAME:** .....VMI 49 Virginia 76, Dec. 5, 1981 (Attn. 4,460)

**FIRST VMI VICTORY:** .....VMI 67 Appalachian St. 62 (OT) Jan. 30, 1982

**FIRST VMI DEFEAT:** .....VMI 49, Virginia 76, Dec. 5, 1981 (Attn. 4,460)

**LARGEST HOME CROWDS:** .....5,029 - Jan. 17, 2009 (Liberty 91, VMI 80)  
.....4,950 - Dec. 15, 1997 (North Carolina 105, VMI 61)  
.....4,784 - April 1, 2014 (Yale 75, VMI 62 - CIT Semifinals)  
.....4,744 - Feb. 21, 2009 (Radford 97, VMI 90)  
.....4,460 - Dec. 5, 1981 (Virginia 76, VMI 49)  
.....4,219 - Jan. 19, 2008 (UNC Asheville 90, VMI 87-OT)  
.....4,195 - Nov. 9, 2013 (VMI 71, Air Force 63)  
.....4,140 - Nov. 28, 1995 (VMI 100, Washington & Lee 62)  
.....4,117 - Feb. 2, 2013 (UNC Asheville 90, VMI 79)  
.....4,109 - Dec. 4, 2001 (Virginia 89, VMI 70)  
.....4,084 - Feb. 7, 2009 (VMI 94, Gardner-Webb 88)  
.....3,975 - Feb. 19, 1996 (Davidson 95, VMI 76)

**ALL-TIME ARENA RECORD:** .....252-188 (.573) - 30 seasons

**LANDMARK WINS** .....First Win: Appalachian State, 67-62 (OT) - Jan. 30, 1982  
.....50th Win: UNC Greensboro, 76-55 - Dec. 10, 1988  
.....100th Win: The Citadel, 91-52 - Feb. 5, 1996  
.....150th Win: Davidson, 61-60 - Jan. 21, 2003  
.....200th Win: West Virginia Wesleyan, 111-92 - Nov. 18, 2009  
.....250th Win: Charleston Southern, 92-84 - Feb. 8, 2014  
.....First Conference Tournament Win: Coastal Carolina, 96-76 - March 3, 2009  
.....First Regular Season Tournament Win: The Citadel, 82-71 - Nov. 8, 2013  
.....First National Postseason Tournament Win - IPFW, 106-95 - March 22, 2014

# TEAM AWARD WINNERS

## John E. Kemper '68 Award

(Most Valuable Player)

- 2006 Reggie Williams
- 2007 Reggie Williams
- 2008 Reggie Williams
- 2009 Chavis Holmes
- 2010 Austin Kenon
- 2011 Keith Gabriel

## Roger E. Towne '36 Award

(Most Outstanding Senior)

- 1966 Charlie Schmaus
  - 1967 Not Awarded
  - 1968 Steve Powers & John Kemper
  - 1969 Johnny Mitchess
  - 1970 Jim Gillespie
  - 1971 Jan Essenberg
  - 1972 Not Awarded
  - 1973 Not Awarded
  - 1974 Not Awarded
  - 1975 Steve Chapin
  - 1976 Curt Reppart
  - 1977 Will Bynum
  - 1978 Ron Carter
  - 1979 Kelly Lombard
  - 1980 Steve Wagner
  - 1981 John Goode
  - 1982 Bill Nivison
  - 1983 Gary Mackin
  - 1984 Tom Joynes
  - 1985 Cedric Wins
  - 1986 Mike Huffman
  - 1987 Gay Elmore
  - 1988 Bobby Gardner
  - 1989 Steven Dorsey
  - 1990 Damon & Ramon Williams
  - 1991 Greg Fittz
  - 1992 Percy Covington
  - 1993 Lewis Preston
  - 1994 Jonathan Goodman
  - 1995 Not Awarded
  - 1996 Lawrence Gullette & Bobby Prince
  - 1997 Maurice Spencer
  - 1998 Darryl Faulkner
  - 1999 Jason Bell
  - 2000 Aaron Demory
  - 2001 Eric Mann
  - 2002 Not Awarded
  - 2003 Ben Rand
  - 2004 Radee Skipworth
  - 2005 Tim Allmond
  - 2006 Chavis Holmes\*
  - 2007 Matt Murrer
  - 2008 Adam Lonon^
  - 2009 Adam Lonon^
  - 2010 Not Awarded
- \*- Awarded to Top Freshman in 2006  
 ^- Awarded to Outstanding Cadet-Athlete from 2008-09

## Robert W. Wentz Jr. '54 Award

(Spirit of VMI)

- 1991 Thad Tegtmeier
- 1992 Charlie Petzold
- 1993 Juan Banks
- 1996 Lester Johnson
- 1997 B.J. Grinage
- 1998 Mike Spinelli
- 1999 Matt Matheny
- 2000 Andre Quarles

- 2001 Nick Richardson
- 2002 Renard Phillips
- 2003 Mike Gilbert
- 2004 Richard Little
- 2005 Sam Mielnik
- 2006 Fred Robinson
- 2007 Jack Castleberry
- 2008 Carl Josey
- 2009 Ron Burks
- 2010 Nick Gore
- 2011 Ron Burks

## Robert L. Watson '64 Award

(Leading Rebounder Award)

- 1978 Dave Montgomery
- 1979 John Goode
- 1980 John Goode
- 1981 Geoff Hinshelwood
- 1982 Mark Vest
- 1983 Mike Herndon
- 1984 Gay Elmore
- 1985 Darren Sawyer
- 1986 Mark Current
- 1987 Mark Current
- 1988 Bobby Gardner
- 1989 Mark Craft
- 1990 Mark Craft
- 1991 Greg Fittz
- 1992 Lewis Preston
- 1993 Lewis Preston
- 1994 Jonathan Goodman
- 1995 Lawrence Gullette
- 1996 Brent Conley
- 1997 Eric Mann
- 1998 Eric Mann
- 1999 Aaron Demory
- 2000 Eric Mann
- 2001 Eric Mann
- 2002 Jason Conley
- 2003 Zach Batte
- 2004 Sam Mielnik
- 2005 Preston Beverly
- 2006 Matt Murrer
- 2007 Reggie Williams
- 2008 Reggie Williams
- 2009 Travis Holmes
- 2010 Stan Okoye
- 2011 Stan Okoye

## Giles H. Miller '24 Award

(Most Outstanding Sophomore, 1972-2005)

(Most Improved Player, 2006-2010)

(Team Before Self - 2011)

- 1972 David Lester
- 1973 Steve Chapin
- 1974 Curt Reppart
- 1975 Will Bynum
- 1976 Ron Carter
- 1977 Kelly Lombard
- 1978 Steve Wagner
- 1979 Andy Kolesar
- 1980 Bill Nivison
- 1981 Ed Kluckowski
- 1982 Tony Yelverton
- 1983 Darren Sawyer
- 1984 Mike Huffman
- 1985 Gay Elmore
- 1986 Bobby Gardner
- 1987 Lennon Mings
- 1988 Damon & Ramon Williams

- 1989 Greg Fittz
- 1990 Percy Covington
- 1991 Lewis Preston
- 1992 Jonathan Goodman
- 1993 Bryan Woolsey
- 1994 Lawrence Gullette
- 1995 Not Awarded
- 1996 Bryan Taueg
- 1997 Jason Bell
- 1998 Aaron Demory
- 1999 Nick Richardson
- 2002 Radee Skipworth
- 2003 Tim Allmond & Preston Beverly
- 2004 Tadas Mankevicius
- 2005 Matt Coward
- 2006 Matt Murrer
- 2007 Fred Robinson
- 2008 Chavis Holmes
- 2009 Willie Bell
- 2010 Rodney Glasgow
- 2011 Wayne Whiting

## GTE/CoSIDA

### Academic All-Americans

- 1980 Andy Kolesar
- 1981 Andy Kolesar
- 1995 Bobby Prince (Third team)
- 1996 Bobby Prince (Third team)

## GTE/CoSIDA

### Academic All-District III

- 1991 Charlie Petzold
- 1995 Bobby Prince
- 1996 Bobby Prince

## SoCon Academic Honor Roll

- 1989 Kenny Johnson  
Charlie Petzold
- 1990 Kenny Johnson  
Charlie Petzold
- 1991 Charlie Petzold
- 1993 Bobby Prince  
Bryan Woolsey
- 1994 Bobby Prince  
Bryan Woolsey
- 1995 Bobby Prince  
Bryan Woolsey
- 1996 Lester Johnson  
Bobby Prince  
Mike Spinelli
- 1998 Richard Bruce

- Mike Spinelli
- 2002 Zach Batte
- 2003 Zach Batte  
Isaac Cecil  
Tadas Mankevicius

## Big South Conference Presidential Honor Roll

- 2004 Tadas Mankevicius  
Fred Robinson
- 2005 Tadas Mankevicius  
Fred Robinson
- 2006 Tadas Mankevicius  
Fred Robinson
- 2007 Adam Lonon  
Fred Robinson
- 2008 Joey Cantafio  
Adam Lonon
- 2009 Carl Josey  
Adam Lonon
- 2010 Stan Okoye
- 2011 Stan Okoye  
Joe Carr
- 2012 Christian Burton  
Joe Carr  
Nick Gore  
Stan Okoye

## Big South Conference All-Academic Team

- 2004 Tadas Mankevicius
- 2005 Tadas Mankevicius
- 2006 Tadas Mankevicius
- 2007 Fred Robinson
- 2008 Adam Lonon
- 2011 Stan Okoye
- 2012 Stan Okoye

## NCAA Post-Graduate Scholarship Recipients

- 1969 Johnny Mitchell
- 1971 Jan Essenburg
- 1977 Will Bynum
- 1981 Andy Kolesar
- 1987 Gay Elmore
- 1996 Bobby Prince

All years listed are first year of season, E.G. 2011 is 2011-12 season. No team awards were given out for years not listed.



Dave Montgomery was the first recipient of the Robert L. Watson '64 award.

# CONFERENCE HISTORY

## SOUTHERN CONFERENCE (1924-2003 and July 2, 2014 - Present)

### SOCON STANDINGS

(Since Conference Realignment)

	W	L	Finish
1953-54	6	7	6th
1954-55	4	9	8th
1955-56	3	11	9th
1956-57	1	13	10th
1957-58	1	12	10th
1958-59	2	11	9th
1959-60	3	11	7th
1960-61	3	11	8th
1961-62	6	8	6th
1962-63	6	10	7th
1963-64	7	7	4th
1964-65	5	9	8th
1965-66	5	11	7th
1966-67	4	12	9th
1967-68	8	7	4th
1968-69	3	11	8th
1969-70	3	10	8th
1970-71	1	11	7th
1971-72	2	10	7th
1972-73	3	9	8th
1973-74	3	9	7th
1974-75	6	6	4th (tie)
1975-76	9	3	1st
1976-77	8	2	1st (tie)
1977-78	7	3	2nd
1978-79	2	8	8th
1979-80	6	10	6th (tie)
1980-81	3	13	8th
1981-82	1	15	9th
1982-83	1	15	9th
1983-84	4	12	9th
1984-85	7	9	5th (tie)
1985-86	5	11	7th
1986-87	5	11	6th
1987-88	6	10	7th
1988-89	5	9	7th
1989-90	7	7	4th (tie)
1990-91	5	9	6th
1991-92	3	11	6th (tie)
1992-93	3	15	9th
1993-94	2	16	10th
1994-95	6	8	4th North
1995-96	10	4	2nd North
1996-97	7	7	4th North
1997-98	8	7	3rd North
1998-99	9	7	4th North
1999-00	1	15	6th North
2000-01	5	11	5th North
2001-02	5	11	5th North
2002-03	3	13	5th North

### SOCON TOURNAMENT

1954	Richmond 84, VMI 66
1955	West Virginia 73, VMI 66
1960	West Virginia 90, VMI 83
1961	West Virginia 89, VMI 71
1962	VMI 76, Furman 61
	Virginia Tech 70, VMI 66
1963	Davidson 108, VMI 71
1964	VMI 77, Furman 73
	VMI 82, Davidson 81
	VMI 61, GW 56
1965	Davidson 86, VMI 73
1966	West Virginia 95, VMI 80
1968	Furman 62, VMI 52
1969	Davidson 99, VMI 75
1970	Davidson 72, VMI 46
1971	William & Mary 69, VMI 65
1972	Furman 126, VMI 80
1973	Davidson 88, VMI 77
1974	Richmond 69, VMI 59

1975	VMI 85, Richmond 81
1976	Furman 94, VMI 81
	VMI 71, Davidson 69
	VMI 71, App. State 64
	VMI 41, Richmond 33
1977	VMI 88, East Carolina 77
	VMI 69, App. State 67 (OT)
1978	VMI 95, Davidson 80
	Marshall 76, VMI 71
1979	App. State 73, VMI 63
1980	Furman 87, VMI 75
1981	UTC 89, VMI 63
1985	VMI 65, W. Carolina 63 (OT)
	VMI 71, UTC 69 (OT)
	Marshall 70, VMI 65
1986	Davidson 71, VMI 62
1987	Davidson 92, VMI 63
1988	VMI 78, Furman 73
	VMI 79, ETSU 60
	UTC 75, VMI 61
1989	Furman 81, VMI 73
1990	VMI 83, UTC 69
	ETSU 99, VMI 94
1991	App. State 100, VMI 72
1992	UTC 84, VMI 49
1993	Furman 76, VMI 51
1994	VMI 84, Marshall 62
	Davidson 71, VMI 61
1995	Ga. Southern 94, VMI 71
1996	VMI 91, Furman 89 (OT)
	W. Carolina 97, VMI 93
1997	VMI 87, Furman 84 (OT)
	UTC 84, VMI 62
1998	The Citadel 77, VMI 66
1999	Furman 57, VMI 49
2000	Wofford 81, VMI 72
2001	Ga. Southern 76, VMI 59
2002	The Citadel 80, VMI 70
2003	VMI 62, Furman 56
	VMI 66, Davidson 60
	Chattanooga 77, VMI 58

### ALL-SOUTHERN CONFERENCE

#### First Team

1964	Bill Blair
1965	Charlie Schmaus
1966	Charlie Schmaus
1976	Ron Carter
1977	Ron Carter, Will Bynum
1978	Ron Carter
1980	Andy Kolesar
1984	Gay Elmore
1985	Gay Elmore
1986	Gay Elmore
1987	Gay Elmore
1989	Ramon Williams
1990	Damon Williams
1996	Lawrence Gullette
1998	Darryl Faulkner
1999	Jason Bell
2001	Eric Mann
2002	Jason Conley

#### Second Team

1960	Norm Halberstadt
1961	Norm Halberstadt
1962	Norm Halberstadt
1963	Bill Blair
1965	Joe Kruszewski
1966	Robin Porter
1968	John Kemper, Steve Powers
1969	John Mitchell
1971	Jan Essenburg
1975	John Krovic
1976	Will Bynum
1978	Dave Montgomery
1980	Andy Kolesar
1985	Cedric Wins

1989	Damon Williams
1990	Ramon Williams
1991	Greg Fittz
1992	Lewis Preston, Jonathan Penn
1993	Lewis Preston
1995	Lawrence Gullette
1997	Darryl Faulkner
1998	Jason Bell
2003	Radee Skipworth

### ALL-SOCON TOURNAMENT TEAM

#### First Team

1962	Norm Halberstadt
1964	Bill Blair, Charlie Schmaus
1966	Charlie Schmaus
1975	Will Bynum
1976	Will Bynum, Ron Carter, John Krovic
1977	Ron Carter, Dave Montgomery, John Krovic
1978	Ron Carter
1985	Gay Elmore
1988	Damon Williams, Ramon Williams
1990	Damon Williams
2003	Radee Skipworth

#### Second Team

1960	Norm Halberstadt
1964	Joe Kruszewski
1965	John Prosser
1977	Will Bynum
1985	Cedric Wins, Darren Sawyer, Mike Huffman
1988	Bobby Gardner
1990	Ramon Williams
1996	Brent Conley, Maurice Spencer

### SOCON TOURNAMENT MVP

1976	Ron Carter
1977	Dave Montgomery
1985	Gay Elmore

### ALL-SOCON FRESHMAN TEAM

1982	Mark Vest, Cedric Wins
1983	Mike Huffman
1984	Gay Elmore
1986	Darrin McDonald
1987	Renard Johnson, Ramon Williams
1989	Percy Covington
1992	Bobby Jones
1993	Lawrence Gullette
1994	Darryl Faulkner, Warren Johnson
1995	Bryan Taueg
1996	Brent Conley
2001	Radee Skipworth
2002	Jason Conley

### SOCON PLAYER OF THE YEAR

1977	Ron Carter
1978	Ron Carter
1986	Gay Elmore
1987	Gay Elmore
2002	Jason Conley

### SOCON FRESHMAN OF THE YEAR

1982	Mark Vest
1983	Mike Huffman
1984	Gay Elmore
1986	Darrin McDonald
1987	Renard Johnson
1996	Brent Conley
2002	Jason Conley

### SOCON COACH OF THE YEAR

1977	Charlie Schmaus
1985	Marty Fletcher
1995	Bart Bellairs

### SOCON RECORD HOLDERS

#### Individual Records

#### HIGHEST FIELD GOAL PCT. (GAME) -

Lester Johnson, 1.000 (11-11), 1995
- Tied with Multiple Others

### SOCON TOURNAMENT RECORDS

#### Individual Records

#### MOST BLOCKED SHOTS (GAME)

6, by Lewis Preston vs. Furman, 1993
(tied with two others)

#### MOST ASSISTS (GAME)

13, Richard Little vs. Chattanooga, 2003
--

#### Team Records

#### MOST 3-POINT FIELD GOALS (GAME)

17, by VMI vs. Western Carolina, 1996
---------------------------------------

#### FEWEST POINTS ALLOWED (GAME)

33, by VMI vs. Richmond, 1976
-------------------------------

Note - All SoCon Records are accurate through the 2012-13 season.

### POSTSEASON

### NCAA TOURNAMENT

1964	First Round - East Regionals Princeton 86 VMI 60
1976	First Round - East Regionals VMI 81 Tennessee 75
	Semifinals - East Regionals VMI 71 DePaul 66 (OT)
	Finals - East Regionals Rutgers 91 VMI 75
1977	First Round - East Regionals VMI 73 Duquesne 66
	Semifinals - East Regionals Kentucky 93 VMI 78

### COLLEGEINSIDER.COM TOURNAMENT (CIT)

2013-14	-
First Round	- at Buffalo, N.Y. - VMI 111, Canisius 100
Second Round	- Lexington, Va. - VMI 106, IPFW 95
Third Round	- at Athens, Ohio - VMI 92, Ohio 90
Semifinals	- Lexington, Va. - Yale 75, VMI 62

**BIG SOUTH CONFERENCE  
(2003-July 1, 2014)**

■ **BIG SOUTH STANDINGS**

	W	L	Finish
2003-04	4	12	7th
2004-05	3	13	9th
2005-06	2	14	9th
2006-07	5	9	6th
2007-08	6	8	T-5th
2008-09	13	5	2nd
2009-10	5	13	8th
2010-11	10	8	4th
2011-12	8	10	7th
2012-13	8	8	North-2nd
2013-14	11	5	North-2nd

■ **ALL-BIG SOUTH CONFERENCE**

- 2004 - Radee Skipworth (2nd team)
- 2006- Reggie Williams (2nd team)
- 2007- Reggie Williams (1st team)
- 2008- Reggie Williams (1st team)  
Chavis Holmes (2nd team)
- 2009- Chavis Holmes (1st team)  
Travis Holmes (2nd team)
- 2011- Austin Kenon (1st team)
- 2012 - Stan Okoye (2nd team)
- 2013 - Stan Okoye (1st team)
- 2014 - D.J. Covington (1st team)  
Rodney Glasgow (1st team)  
QJ Peterson (2nd team)

■ **BIG SOUTH PLAYER OF THE YEAR**

- 2013 - Stan Okoye

■ **DEFENSIVE PLAYER OF THE YEAR**

- 2007 - Travis Holmes
- 2013 - D.J. Covington
- 2014 - D.J. Covington

■ **FRESHMAN OF THE YEAR**

- 2011- D.J. Covington

■ **ALL-FRESHMAN TEAM**

- 2005- Reggie Williams
- 2006- Travis Holmes
- 2011- D.J. Covington  
Rodney Glasgow

■ **ALL-BIG SOUTH TOURNAMENT**

- 2007 - Reggie Williams, Travis Holmes
- 2009 - Chavis Holmes, Austin Kenon
- 2011 - Keith Gabriel, Stan Okoye

■ **VaSID HONORS**

- 2010-11 - Freshman of the Year - D.J. Covington
- 2011-12 - All-State Honorable Mention - Austin Kenon
- 2011-12 - All-State Honorable Mention - Stan Okoye
- 2012-13 - All-State First Team - Stan Okoye
- 2013-14 - Freshman of the Year - QJ Peterson
- All-State First Team - D.J. Covington
- All-State Second Team - Rodney Glasgow

■ **NABC HONORS - DISTRICT 3**

- 2008-09 - Duggar Baucom (District Coach of the Year)
- 2012-13 - Stan Okoye (First Team)
- 2013-14 - D.J. Covington (First Team)  
Rodney Glasgow (Second Team)



VMI advanced to the 2008-09 Big South Tournament finals with a win over Liberty, shown here.



Stan Okoye became the first Keydet since 2002 to win a Player of the Year award when he did so in 2013.

# YEAR-BY-YEAR RESULTS

**1908-1909**

Overall Record: 3-3

Head Coach: Pete Krebs

Baltimore YMCA	L	23-25
Staunton Military	W	19-7
Virginia	L	14-33
Randolph-Macon	W	47-19
at Virginia	L	17-23
Virginia Tech	W	15-9

135-116

**1909-1910 (2-5)**

Overall Record: 2-5

Head Coach: F.J. Pratt

Davidson	W	26-17
Virginia	L	17-22
Lynchburg YMCA	L	17-40
Virginia Tech	L	14-37
Staunton Military	W	32-15
at Staunton Military	L	19-39
at Virginia	L	21-56

146-226

**1910-1911**

Overall Record: 3-5

Head Coach: J. Mitchell

Roanoke	W	20-8
St. John's (Md.)	L	11-33
Maryland	L	14-17
Virginia	L	8-35
Tennessee	W	21-19
Virginia Tech	L	18-35
at Duke	L	17-52
at Lynchburg YMCA	W	41-23

140 -222

**1911-1912**

Overall Record: 6-5

Head Coach: Alpha Brummage

Lynchburg	L	16-35
Emory & Henry	L	21-25
Roanoke	W	33-7
Hampden-Sydney	W	45-10
Guilford	W	18-11
Virginia	L	15-16
Wake Forest	W	23-14
Lynchburg	L	20-52
at Roanoke	W	34-19
at Roanoke YMCA	L	19-39
Roanoke YMCA	W	36-10

280-238

**1912-1913**

Overall Record: 8-4

Head Coach: Alpha Brummage

Lynchburg YMCA	W	24-22
South Carolina	W	26-13
at Roanoke	W	44-6
North Carolina	W	55-6
at St. John's (Md.)	L	10-48
at Georgetown	L	11-26
at Virginia	L	15-38
at Virginia Tech	W	31-13
Duke	W	28-10
George Washington	W	28-12
Virginia Christian	W	48-6
St. John's (Md.)	L	20-24

340-224

**1913-1914**

Overall Record: 6-6

Head Coach: W.C. Raferty

George Washington	L	14-20
South Carolina	W	38-5
Catholic	L	12-19
Maryland	W	44-5
Kentucky	W	32-18
Elon	L	15-16
Emory & Henry	W	42-7
vs. N.C. State (Neutral)	L	20-29
Wake Forest	W	26-25
vs. Virginia (Neutral)	L	15-51

vs. Virginia Tech (Neutral)	L	16-27
at North Carolina	W	37-29

311-251

**1914-1915**

Overall Record: 8-2

Head Coach: F.H. Gaeton

George Washington	W	20-15
Union Theological Seminary	W	25-15
Roanoke	W	26-23
vs. Virginia (Neutral)	L	18-40
Duke	W	33-15
Emory & Henry	W	39-1
Elon	W	35-15
vs. Virginia Tech (Neutral)	L	21-22
North Carolina	W	28-24
William & Mary	W	24-13

269-189

**1915-1916**

Overall Record: 9-3

Head Coach: F.H. Gaeton

Virginia Christian	W	64-18
West Virginia	W	28-19
George Washington	W	42-13
Richmond	W	38-17
at Virginia	L	26-39
William & Mary	W	45-18
Elon	W	47-20
Duke	W	34-20
North Carolina	L	23-25
Wake Forest	L	22-40
N.C. State	W	46-21
at Virginia Tech	W	25-19

440-269

**1916-1917**

Overall Record: 9-5

Head Coach: F.H. Gaeton

Virginia Christian	W	79-12
Hampden-Sydney	W	20-14
William & Mary	W	42-20
Richmond	W	32-23
Randolph-Macon	W	30-16
West Virginia	W	32-29
Virginia	W	30-19
Duke	L	29-31
N.C. State	W	34-10
at North Carolina	L	22-33
at Duke	L	24-42
at N.C. State	L	22-29
North Carolina	W	47-34
Virginia Tech	L	22-37

465-349

**1917-1918**

Overall Record: 6-6

Head Coach: E.C. Abell

Lynchburg	L	19-27
Hampden-Sydney	W	37-22
vs. Davidson (Neutral)	W	29-12
Elon	L	21-22
at Virginia	L	43-54
William & Mary	W	53-24
Duke	W	51-26
Virginia	L	25-26
Virginia Tech	L	26-31
Tennessee	W	41-19
N.C. State	W	35-18
at Virginia Tech	L	22-29

402-310

**1918-1919**

Overall Record: 8-6

Head Coach: E.C. Abell

Roanoke	L	22-23
Randolph-Macon	W	51-13
Virginia Christian	W	75-6
St. John's (Md.)	W	31-19
William & Mary	W	66-6
Virginia Tech	W	31-19
at Navy	L	17-39
Davidson	W	60-10

North Carolina	L	28-42
at Virginia	W	33-25
at Virginia Tech	L	20-32
Duke	W	32-19
Virginia	L	25-33
vs. Virginia Tech (Neutral)	L	24-30

515-316

**1919-1920**

Overall Record: 11-1

Head Coach: Pinky Spruhan

Roanoke YMCA	W	54-18
Hampden-Sydney	W	40-2
at Roanoke	W	60-14
Randolph-Macon	W	53-10
Virginia Tech	W	31-25
Auburn	W	45-19
vs. Virginia (Neutral)	W	44-13
West Virginia Wesleyan	W	30-15
at Virginia Tech	L	14-23
St. John's (Md.)	W	36-10
Duke	W	46-13
vs. Virginia Tech (Neutral)	W	28-26

481-188

**1920-1921**

Overall Record: 16-1

Head Coach: Pinky Spruhan

Roanoke YMCA	W	58-15
Roanoke	W	54-11
Lynchburg Elks	W	42-12
Richmond	W	57-18
The Citadel	W	71-8
Virginia Tech	W	45-21
North Carolina	W	38-23
Lynchburg Elks	W	28-27
at Pennsylvania	L	15-40
Florida	W	60-20
St. John's (Md.)	W	33-12
Georgia Tech	W	53-16
vs. Duke (Neutral)	W	66-11
vs. Virginia (Neutral)	W	31-15
N.C. State	W	45-20
at Virginia Tech	W	26-11
vs. Virginia Tech (Neutral)	W	27-25

749-305

**1921-1922 (11-7)**

Overall Record: 11-7

Head Coach: Pinky Spruhan

Lynchburg	W	34-14
Emory & Henry	W	35-16
Roanoke Elks	W	49-20
Hampden-Sydney	W	44-8
Virginia Tech	W	30-20
Elon	W	41-18
St. John's (Md.)	W	40-24
Tennessee	W	26-19
Virginia	L	23-25
Kentucky	W	37-32
vs. Virginia Tech (Neutral)	L	25-26
N.C. State	W	25-11
North Carolina	L	26-31
at Virginia	L	17-34
at Catholic	L	27-54
at George Washington	L	20-31
at Takola	W	36-29
at VPI	L	19-27

549-439

**1922-1923**

Overall Record: 8-6

Head Coach: W.C. Raferty

Washington (Md.)	L	15-26
Lynchburg	W	3-2
Roanoke	W	20-19
Virginia Tech	L	19-22
Randolph-Macon	W	47-9
North Carolina	L	20-26
vs. Virginia (Neutral)	L	8-20
Florida	L	15-19
vs. Virginia Tech (Neutral)	L	16-42

South Carolina	W	24-9
George Washington	W	20-4
at Virginia Tech	W	21-20
at Takola	W	18-16
at Lynchburg Elks	W	19-13

295-247

**1923-1924**

Overall Record: 9-5

Head Coach: W.C. Raferty

Virginia Tech	W	22-11
North Carolina	L	25-40
at Virginia	L	23-32
vs. Virginia Tech (Neutral)	W	20-15
Maryland	W	21-12
Bridgewater	L	15-26
Roanoke	W	30-11
Wake Forest	L	14-18
Roanoke Elks	W	26-22
Lynchburg A.C.	W	28-22
William & Mary	W	38-20
at Delaware	W	25-19
Hampden-Sydney	W	23-11
vs. Maryland (Neutral)	L	19-34

329-293

**1924-1925**

Overall Record: 6-5

Head Coach: W.C. Raferty

Bridgewater	L	17-19
Wake Forest	W	17-14
Virginia Tech	W	30-29
Lincoln Memorial	W	21-10
at Virginia	L	21-27
Carson-Newman	W	18-16
North Carolina	L	19-26
at Virginia Tech	L	19-27
Hampden-Sydney	W	26-16
at Roanoke	W	40-28
vs. Mississippi (Neutral)	L	20-27

248-239

**1925-1926**

Overall Record: 7-8

Head Coach: W.C. Raferty

Bridgewater	L	17-27
Maryland	L	21-30
Georgia	L	22-30
Lynchburg	W	41-20
at Roanoke	W	26-18
at Richmond	L	16-22
at Virginia Tech	L	18-20
Virginia	L	25-29
Auburn	W	41-25
North Carolina	L	22-39
at Virginia	W	25-17
Carson-Newman	W	25-23
Virginia Tech	W	26-19
Lynchburg	W	33-16
vs. Kentucky (Neutral)	L	25-32

395-367

**1926-1927**

Overall Record: 3-12

Head Coach: W.C. Raferty

Bridgewater	W	31-25
Richmond	L	23-48
Lynchburg	W	38-23
Elon	L	21-23
N.C. State	L	24-30
at Virginia	L	9-17
Virginia Tech	L	30-33
Roanoke	W	32-19
Virginia	L	20-27
Duke	L	19-22
Maryland	L	15-32
South Carolina	L	40-42
at Virginia Tech	L	20-26
at Roanoke	L	18-19
vs. Georgia (Neutral)	L	14-36

354-422

# 2014-15 VMI Basketball Fact Book

## 1927-1928

**Overall Record:** 7-6

**Head Coach:** W.C. Raferty

Bridgewater	W	45-28
Alabama	W	29-18
Maryland	L	23-35
South Carolina	L	28-32
Virginia Medical College	W	38-18
Virginia Tech	W	35-22
at Virginia	L	19-35
Virginia	L	18-28
N.C. State	W	36-29
Sewanee	W	44-21
Georgia	L	36-47
at Virginia Tech	W	29-11
vs. Georgia (Neutral)	L	37-46
<b>417-370</b>		

## 1928-1929

**Overall Record:** 6-7

**Head Coach:** W.C. Raferty

Bridgewater	W	41-25
Georgia	L	22-34
Elon	W	53-24
Virginia Tech	W	42-19
Roanoke	W	29-25
at Virginia	L	9-21
William & Mary	W	32-19
Maryland	L	27-30
at Virginia Tech	L	23-33
Davidson	W	38-37
Virginia	L	23-37
at N.C. State	L	32-42
at North Carolina	L	19-32
<b>392-378</b>		

## 1929-1930

**Overall Record:** 4-10

**Head Coach:** W.C. Raferty

Hampden-Sydney	W	32-16
Bridgewater	W	32-30
St. John's (Md.)	L	25-32
N.C. State	L	22-29
Virginia	W	34-26
at Virginia Tech	L	35-39
Davidson	L	27-35
Sewanee	L	22-31
at William & Mary	L	22-40
Maryland	L	25-44
Virginia Tech	W	43-21
at Virginia	L	24-34
at Maryland	L	23-39
Tennessee	L	20-28
<b>386-444</b>		

## 1930-1931

**Overall Record:** 4-12

**Head Coach:** W.C. Raferty

Maryland	L	18-35
St. John's (Md.)	L	23-29
Hampden-Sydney	L	22-27
Lynchburg	W	47-30
Virginia	L	21-28
at Virginia Tech	L	27-28
at Maryland	L	20-44
at Navy	L	24-39
at North Carolina	L	13-42
Virginia Tech	W	31-30
Richmond	W	33-28
at Virginia	L	22-25
William & Mary	L	28-29
Sewanee	W	45-28
N.C. State	L	13-25
at North Carolina	L	21-30
<b>408-497</b>		

## 1931-1932

**Overall Record:** 0-14

**Head Coach:** W.C. Raferty

St. John's (Md.)	L	6-25
Virginia	L	23-27
Maryland	L	28-43
Roanoke	L	27-35
at Maryland	L	20-38

at Navy	L	19-39
N.C. State	L	22-31
Duke	L	26-41
Virginia Tech	L	18-25
William & Mary	L	20-28
at Virginia	L	13-29
at Duke	L	24-45
at N.C. State	L	15-29
at Virginia Tech	L	18-23
<b>289-458</b>		

## 1932-1933

**Overall Record:** 4-11

**Head Coach:** W.C. Raferty

St. John's (Md.)	W	26-24
Maryland	W	30-29
Gallaudet	W	41-19
Virginia	W	26-25
Virginia Tech	L	34-38
at North Carolina	L	29-32
North Carolina	L	17-36
at Duke	L	20-41
Duke	L	15-31
N.C. State	L	24-39
William & Mary	L	21-27
at Navy	L	19-51
at Maryland	L	29-45
at Virginia	L	16-32
at Virginia Tech	L	25-27
<b>362-496</b>		

## 1933-1934

**Overall Record:** 4-10

**Head Coach:** W.C. Raferty

St. John's (Md.)	L	21-29
North Carolina	L	18-38
Virginia	W	35-33
at North Carolina	L	11-37
at Duke	L	20-41
at Richmond	L	20-33
at Virginia Tech	L	19-22
Duke	L	32-45
William & Mary	W	23-19
at Maryland	L	27-36
at Navy	L	19-31
Richmond	L	19-37
Virginia Tech	W	43-26
at Virginia	W	28-25
<b>335-452</b>		

## 1934-1935

**Overall Record:** 3-14

**Head Coach:** Frank Summers

St. John's (Md.)	W	20-19
at Maryland	L	24-39
at Navy	L	22-54
North Carolina	L	19-24
Virginia	L	27-33
Virginia Tech	W	40-25
at Duke	W	32-27
at South Carolina	L	20-36
William & Mary	L	23-27
Duke	L	27-28
N.C. State	L	27-31
at Virginia	L	20-29
Richmond	L	37-53
at North Carolina	L	20-33
William & Mary	L	36-43
at Richmond	L	30-49
at VPI	L	24-25
<b>448-575</b>		

## 1935-1936

**Overall Record:** 3-14

**Head Coach:** N/A

at Maryland	L	29-44
at Navy	L	23-37
Maryland	L	32-53
William & Mary	W	41-37
Virginia Tech	L	26-31
North Carolina	L	21-43
at Virginia	L	45-51
N.C. State	L	36-52
Clemson	L	36-43

Virginia	L	36-37
Richmond	L	29-57
Davidson	W	37-32
at William & Mary	L	48-50
Richmond	L	28-63
at North Carolina	L	31-35
Virginia Tech	W	38-36
at South Carolina	L	34-37
<b>570-738</b>		

## 1936-1937

**Overall Record:** 6-11

**Head Coach:** Pooley Hubert

Maryland	L	28-48
North Carolina	L	29-56
William & Mary	W	42-39
South Carolina	L	37-50
at Lynchburg	L	45-47
Lynchburg	W	43-32
Virginia Tech	W	30-22
Virginia	L	27-30
N.C. State	L	32-49
Richmond	L	27-35
at Maryland	L	28-45
vs. Duke (Neutral)	W-ot	32-31
at North Carolina	L	32-44
at Richmond	W	29-25
at William & Mary	W	49-26
at Virginia Tech	L	31-32
at Virginia	L	30-38
<b>571-647</b>		

## 1937-1938

**Overall Record:** 4-11

**Head Coach:** J. Elmore

Elon	L	20-34
Maryland	L	27-42
William & Mary	W	29-26
North Carolina	L	17-31
Emory & Henry	L	30-31
Virginia	L	20-31
at Virginia Tech	L	25-28
Richmond	L	34-38
at Maryland	L	33-43
at Navy	L	32-46
North Carolina	L	22-48
at William & Mary	W	35-30
at Richmond	L	26-27
at Virginia	W	35-33
Virginia Tech	W	29-23
<b>414-511</b>		

## 1938-1939

**Overall Record:** 7-10

**Head Coach:** Jimmy Walker

at Roanoke	L	28-52
North Carolina	L	28-35
William & Mary	W	48-43
Emory & Henry	W	39-37
vs. Virginia (Neutral)	L	23-33
Virginia Tech	W	54-36
at N.C. State	L	29-48
at North Carolina	L	41-43
Furman	W	54-33
at Virginia Tech	W	43-30
Wake Forest	L	20-41
Richmond	L	29-30
at Maryland	L	35-53
vs. Virginia (Neutral)	L	27-52
at William & Mary	W	45-31
at Richmond	W	37-36
vs. Richmond (Neutral)	L	20-31
<b>600-664</b>		

## 1939-1940

**Overall Record:** 3-12

**Head Coach:** Jimmy Walker

Davidson	L	31-32
vs. Duke (Neutral)	L	25-28
Wake Forest	L	34-46
North Carolina	L	24-53
Virginia	L	26-29
Roanoke	W	40-34

Maryland	L	33-60
at Virginia Tech	L	32-40
Richmond	W	28-26
at Virginia	L	24-27
vs. William & Mary (Neutral)	L	32-42
Virginia Tech	W	50-35
at Maryland	L	25-27
William & Mary	L	36-59
Richmond	L	21-52
<b>461-590</b>		

## 1940-1941

**Overall Record:** 10-6

**Head Coach:** Jimmy Walker

vs. William & Mary (Neutral)	L	35-41
North Carolina	L	30-56
Maryland	W	64-30
Virginia	W	42-39
at William & Mary	W	43-36
at Richmond	L	18-28
N.C. State	W	40-29
at Virginia	L	26-49
Virginia Tech	W	60-52
at Virginia Tech	W	33-31
Richmond	W	39-28
at Maryland	W	41-27
at N.C. State	L	35-37
at Wake Forest	W	44-43
vs. Washington & Lee (Neutral)	W	39-32
South Carolina	L	36-37
<b>625-595</b>		

## 1941-1942

**Overall Record:** 7-11

**Head Coach:** Jimmy Walker

Bridgewater	W	67-31
William & Mary	L	42-47
vs. Duke (Neutral)	L	47-52
Richmond	W	57-36
Virginia	L	21-27
at North Carolina	L	28-49
Wake Forest	L	43-44
at Maryland	W	46-41
Wake Forest	L	34-64
at Virginia Tech	L	26-28
Virginia Tech	W	43-42
Furman	W	43-38
at Richmond	L	29-43
at William & Mary	L	32-33
at Virginia	W	49-34
George Washington	W	36-35
at Maryland	L	36-39
at George Washington	L	32-44
<b>711-727</b>		

## 1942-1943

**Overall Record:** 8-8

**Head Coach:** Pooley Hubert

William & Mary	W	41-38
Duke	L	43-45
Virginia Tech	W	43-33
Maryland	W	35-34
Virginia	W	39-25
at North Carolina	L	35-37
Richmond	L	27-36
at Virginia Tech	W	42-39
George Washington	L	39-42
at William & Mary	W	41-33
at Richmond	W	48-30
at Virginia	L	35-36
at Maryland	W	36-35
at George Washington	L	45-65
at Navy	L	37-48
vs. Duke (Neutral)	L	41-57
<b>627-633</b>		

## 1943-1944

**Overall Record:** 0-14

**Head Coach:** Joe Daher

at Woodrow Wilson Hospital	L	25-28
Virginia	L	25-37
at Maryland	L	36-43
vs. North Carolina (Neutral)	L	22-50

# 2014-15 VMI Basketball Fact Book

at Virginia	L	16-58
Virginia Tech	L	20-46
at Emory & Henry	L	38-51
at Virginia Tech	L	17-39
Ashford General Hospital	L	35-42
Ashford General Hospital	L	36-42
Woodrow Wilson Hospital	L	30-36
Maryland	L	29-31
Apprentice	L	32-52
at Richmond	L	19-65

**380-620**

## 1944-1945

**Overall Record:** 2-10

**Head Coach:** Joe Daher

Lynchburg	W	47-10
Virginia	L	24-43
at Maryland	L	28-46
at Hampden-Sydney	L	23-46
at William & Mary	L	24-43
at Richmond	L	29-55
vs. West Virginia (Neutral)	L	27-68
at Virginia Tech	L	29-42
at Virginia	L	35-52
Maryland	W	35-27
Hampden-Sydney	L	25-42
Virginia Tech	L	34-57

**360-531**

## 1945-1946

**Overall Record:** 1-10

**Head Coach:** Jay McWilliams

Marine Institute	L	28-47
Richmond	W	30-28
at Hampden-Sydney	L	30-33
at Virginia Tech	L	28-58
Virginia	L	20-51
Virginia Tech	L	24-48
at Virginia	L	19-56
at George Washington	L	25-48
William & Mary	L	28-39
at Richmond	L	22-51
at William & Mary	L	32-60

**286-519**

## 1946-1947

**Overall Record:** 4-15

**Head Coach:** Lloyd Roberts

Cedarville	W	62-47
Fort Belvoir	W	55-51
Quantico Marines	L	51-54
Langley Field	W	55-43
at Virginia	L	47-62
Virginia Tech	L	52-53
Maryland	L	50-64
George Washington	L	44-53
Richmond	L	52-60
Wake Forest	L	44-54
Clemson	W	64-63
William & Mary	L	56-63
at Virginia Tech	L	41-47
at Hampden-Sydney	L	48-65
at Richmond	L	51-53
at William & Mary	L	32-66
at George Washington	L	48-81
at Maryland	L	45-53
Virginia	L	37-59

**934-1091**

## 1947-1948

**Overall Record:** 3-17

**Head Coach:** Frank Summers

Lynchburg	W	54-34
at George Washington	L	40-59
Bridgewater	W	72-32
Maryland	L	46-53
at William & Mary	L	39-53
Richmond	L	34-50
Virginia	L	35-56
at Maryland	L	48-63
at West Virginia	L	42-88
Virginia Tech	L	39-50
at Davidson	L	53-63
at Furman	L	54-55

Richmond	W	61-54
at Virginia	L	47-61
at Roanoke	L	43-55
George Washington	L	45-51
Roanoke	L	37-49
William & Mary	L	52-53
vs. N.C. State (Neutral)	L	47-90
at Virginia Tech	L	51-59

**941-1128**

## 1948-1949

**Overall Record:** 3-16

**Head Coach:** Frank Summers

William & Mary	L	54-77
George Washington	L	45-71
at Richmond	W	65-52
at William & Mary	L	37-75
Virginia	L	47-63
Roanoke	L	39-52
at Roanoke	L	37-48
at Maryland	L	45-53
Furman	W	68-66
at Virginia Tech	L	53-66
Davidson	L	31-51
Clemson	L	43-64
Richmond	W	70-51
at Virginia	L	52-65
at Quantico Marines	L	49-65
at West Virginia	L	48-96
Virginia Tech	L	48-59
at Maryland	L	55-70
at George Washington	L	52-69

**937-1213**

## 1949-1950

**Overall Record:** 4-17

**Head Coach:** Bill O'Hara

Camp Meade	L	52-67
Norfolk NAS	L	66-83
at Quantico Marines	L	65-68
at Navy	L	26-76
Virginia	L	55-78
William & Mary	L	43-68
Virginia Tech	L	41-73
at Richmond	W	72-64
at Maryland	L	53-65
at George Washington	L	72-83
at Roanoke	W	60-59
Maryland	W	62-61
at Wake Forest	L	57-74
at Davidson	L	47-68
at Furman	L	55-58
Richmond	L	62-70
at Virginia	L	64-71
at William & Mary	L	57-74
Clemson	L	73-83
Roanoke	W	58-56
at Virginia Tech	L	58-78

**1198-1477**

## 1950-1951

**Overall Record:** 3-18

**Head Coach:** Bill O'Hara

Norfolk NAS	L	44-51
at Roanoke	L	51-74
Duke	L	66-86
Wake Forest	L	60-68
at West Virginia Tech	L	69-76
at Morris Harvey	L	60-71
George Washington	L	56-79
Richmond	L	56-64
at Virginia	L	47-50
at Richmond	W	53-52
Virginia	L	49-60
West Virginia	L	67-99
at Quantico Marines	L	39-62
at Virginia Tech	L	60-85
Maryland	L	41-46
at William & Mary	L	67-87
Furman	L	68-70
Davidson	W	87-74
William & Mary	L	43-76
Virginia Tech	W	79-76
at Maryland	L	46-65

**1218-1471**

## 1951-1952

**Overall Record:** 3-21

**Head Coach:** Bill O'Hara

Roanoke	L	56-58
at William & Mary	L	53-80
at Wake Forest	L	56-75
at Duke	L	45-102
at Maryland	L	39-57
at Connecticut	L	47-63
at Connecticut	L	55-74
at Morris Harvey	L	55-78
at Virginia	L	60-89
George Washington	L	62-77
at Richmond	W	78-67
Norfolk NAS	W	76-71
at Navy	L	54-59
at Furman	L	76-80
at West Virginia	L	66-91
at Davis & Elkins	L	59-76
at George Washington	L	60-75
at Maryland	L	46-64
Virginia Tech	L	54-73
Virginia	L	80-86
West Virginia	L	49-84
William & Mary	L	71-86
Richmond	L	64-77
at Virginia Tech	W	56-53

**1417-1795**

## 1952-1953

**Overall Record:** 5-19

**Head Coach:** Chuck Noe

George Washington	L	66-87
Lynchburg	W	61-53
Virginia	L	62-69
Maryland	L	37-54
Roanoke	W	72-66
at George Washington	L	64-98
North Carolina	L	62-79
at Virginia	L	78-89
at William & Mary	L	64-88
Richmond	L	65-75
at Duke	L	55-78
at North Carolina	L	58-97
Hampden-Sydney	W	76-46
at Lynchburg	W	69-62
William & Mary	L	54-88
at Marshall	L	73-83
at West Virginia	L	63-98
at Virginia Tech	L	67-83
at Maryland	L	41-67
at Richmond	L	76-87
at Roanoke	L	74-77
West Virginia	L	70-94
at Virginia Tech	W	90-64
at East Tennessee State	L	52-70

**1549-1852**

## 1953-1954

**Overall Record:** 11-12

**SoCon:** 6-7 (6th)

**Head Coach:** Chuck Noe

Lynchburg	W	79-43
Hampden-Sydney	W	81-65
Davidson	W	69-59
at Richmond	L	62-75
George Washington	L	50-66
at William & Mary	L	67-71
at West Virginia Wesleyan	L	81-84
at Hampden-Sydney	L	60-65
West Virginia Wesleyan	W	72-64
at Lynchburg	W	97-57
Virginia	L	76-78
at The Citadel	W	77-57
at Davidson	L	63-75
William & Mary	W	81-62
Virginia Tech	W	82-78
at West Virginia	L	56-81
Richmond	L	76-94
at Virginia	L	80-99
West Virginia Tech	W	79-75
The Citadel	W	91-55
at West Virginia	L	74-117
at Virginia Tech	W	64-63
vs. Richmond*	L	66-84

**1683-1667**

\*- Southern Conference Tournament

## 1954-1955

**Overall Record:** 8-15

**SoCon:** 4-9 (8th)

**Head Coach:** Chuck Noe

Hampden-Sydney	W	83-74
Lynchburg	W	83-61
at Tennessee	L	46-78
at East Tennessee State	L	62-83
at Richmond	L	74-94
at Virginia	L	84-106
at George Washington	L	52-104
Richmond Professional Inst.	W	87-64
at West Virginia	L	59-71
William & Mary	L	65-88
West Virginia	L	77-101
Virginia	L	72-87
at Hampden-Sydney	W	66-58
at Davidson	L	65-68
at The Citadel	W	78-59
Richmond	L	54-78
at William & Mary	L	65-89
Virginia Tech	W	76-74
at West Virginia Tech	L	74-119
at Virginia Tech	L	70-78
The Citadel	W	88-62
Davidson	W	73-52
West Virginia *	L	66-73

**1619-1821**

\*- Southern Conference Tournament

## 1955-1956

**Overall Record:** 4-19

**SoCon:** 3-11 (9th)

**Head Coach:** Jack Null

D8 at Hampden-Sydney	W	55-52
D10 at East Tennessee State	L	58-104
D14 at Richmond	L	54-96
D15 vs. Roanoke !	L	71-75
D17 at George Washington \$	L	54-106
D29 vs. Denver &	L	75-84
D30 vs. Boston College &	L	70-72
at West Virginia	L	65-89
J13 Hampden-Sydney	L	63-75
J14 George Washington	L	48-73
J17 William & Mary	L	72-81
J28 Virginia	L	77-78
J30 at West Virginia %	L	67-103
at The Citadel	W	76-59
at Davidson	W	86-73
F8 Virginia Tech	L	56-64
F11 at William & Mary	L	78-89
F16 Richmond	L	68-90
F18 at Virginia	L	91-107
F21 The Citadel	W	90-59
F23 Davidson	L	73-79
F25 at Virginia Tech	L	56-95
F27 at Roanoke	L	76-79

**1579-1882**

!- Game Played in Staunton, Va.

\$- Game Played in Arlington, Va.

&- Game Played in Fayetteville, W. Va.

%- Game Played in Bluefield, W. Va.

## 1956-1957

**Overall Record:** 4-22

**SoCon:** 1-13 (10th)

**Head Coach:** Jack Null

D1 at West Virginia	L	47-71
D4 Virginia	L	79-90
D8 at Tennessee	L	60-84
D12 Randolph-Macon	W	81-66
D16 at Richmond	L	68-85
at George Washington @	L	63-72
D27 vs. LSU #	L	67-88
D28 vs. Furman #	L-ot	79-81
D30 vs. Hardin-Simmons #	L	45-75
J5 Roanoke	W	69-63
J7 The Citadel	L	71-81
J9 at Navy	L	57-82
J13 at Hampden-Sydney	L	83-93
Presbyterian	W	94-87
J19 George Washington	L	54-79
J26 at Virginia	L	54-78
F1 Davidson	W	75-60
F4 at West Virginia %	L	57-89
F8 at The Citadel	L	70-78

# 2014-15 VMI Basketball Fact Book

F9	at Davidson	L	56-66
	at Roanoke	L	67-82
F14	at William & Mary	L	66-83
F18	William & Mary	L	58-65
	Richmond	L	68-76
F22	at Virginia Tech	L	42-80
	Virginia Tech	L	70-82

F15	Richmond	L	58-64
F19	at Virginia Tech	L	71-100
F25	West Virginia *	L	83-90

**1467-1643**

**#- All-America Tour. in Owensboro, Ky.**  
**\*Southern Conference Tour. in Richmond, Va.**

F15	William & Mary	L	65-75
F20	at Richmond	W	85-60
F23	at N.C. State	L	72-88
F28	Davidson *	L	69-108

**1552-1644**

**\*- Southern Conference Tour. in Richmond, Va.**  
**!- Game Played in Charleston, W. Va.**

J15	at Georgia Tech	L	73-86
J17	at East Carolina	L	85-87
J29	East Carolina	L	80-93
F1	at Davidson	L	84-97
F5	George Washington	W	109-92
F8	The Citadel	W	80-77
F12	at William & Mary	L	67-94
F14	at The Citadel	L	69-71
F15	at Furman	L	72-73
F19	at Virginia	L	65-79
F24	West Virginia *	L	80-95

**1782-1880**

**@- Game Played in Fort Myer, Va.**  
**#- Louisiana Invitational Tour. in Shreveport, La.**  
**%- Game Played in Bluefield, W. Va.**

**1957-1958**

**Overall Record:** 4-17    **SoCon:** 1-12 (10th)  
**Head Coach:** Jack Null

D2	at West Virginia	L	50-109
D4	Hampden-Sydney	W	77-73
D7	at Memphis	L	58-72
	at Vanderbilt	L	74-105
D12	Roanoke	W-ot	82-77
	at Richmond	L	59-65
J4	Davidson	L	52-56
J11	Virginia Tech	L	63-86
	Richmond	W	66-62
	at Navy	L	51-80
J20	at Randolph-Macon	W	68-52
F1	Virginia	L	69-79
F8	at The Citadel	L	63-77
	at Davidson	L	65-76
	at West Virginia	L	58-104
F14	William & Mary ^	L	61-79
F17	The Citadel	L	54-86
F19	at Roanoke	L	68-73
	at William & Mary	L	78-96
	George Washington	L	59-92
	at Virginia Tech	L	82-99

**1769-2106**

**1960-1961**

**Overall Record:** 5-17    **SoCon:** 3-11 (8th)  
**Head Coach:** L.F. Miller

D1	at Kentucky	L	56-72
D3	at Pennsylvania	L	80-84
D8	Davidson	W	72-68
D10	at William & Mary	L	58-66
D13	at Virginia	W	75-63
D17	George Washington	L	86-90
D29	at Richmond #	L	90-100
D30	vs. Virginia #	L	68-76
J5	at West Virginia	L	72-87
J7	The Citadel	L	69-70
J12	at Virginia Tech	L	63-78
J14	at Richmond	L	62-69
J17	at George Washington	W	93-77
J28	Bucknell	W	101-79
J31	West Virginia %	L	91-102
F4	at Davidson	L	79-88
F6	Virginia Tech	L	85-86
F8	at The Citadel	L	83-91
F17	William & Mary	L	77-86
F21	Richmond	W	78-75
F25	at Morris Harvey	L	85-88
M2	West Virginia*	L	71-89

**1694-1784**

**#Richmond Invitational in Richmond, Va.**  
**%- Game Played in Bluefield, W. Va.**  
**\*Southern Conference Tour. in Richmond, Va.**

**1963-1964**

**Southern Conference Champions**  
**Overall Record:** 12-12    **SoCon:** 7-7 (4th)  
**Head Coach:** L.F. Miller

N30	at N.C. State	L	57-69
D2	at Tennessee	L	59-71
D6	William & Mary	L	51-56
D10	at George Washington	W	80-75
D13	at West Virginia	W	68-64
D15	Furman	W	64-51
D20	at Clemson	L	80-100
D31	at Vanderbilt	L	71-87
J4	Florida State	W	83-72
J7	Davidson	L	58-70
J9	at West Virginia	L	73-75
J28	East Carolina	W	86-78
F1	at Davidson	L	91-129
F4	George Washington	W	94-75
F8	at Richmond	L	90-96
F11	The Citadel	W	89-88
F15	at William & Mary	W	70-65
F18	Richmond	W	98-83
F21	at The Citadel	L	77-79
F22	at Furman	L	64-70
F27	vs. Furman *	W	77-73
F28	vs. Davidson *	W	82-81
M1	vs. George Washington *	W	61-56
M9	Princeton #	L	60-86

**1779-1853**

**\*- Southern Conference Tour. in Charlotte, N.C.**  
**#- NCAA East Regional in Philadelphia, Pa.**

**!- Game Played in Charleston, W. Va.**  
**#- Gulf South Classic in Shreveport, La.**  
**+ - Tampa Invitational in Tampa, Fla.**  
**\*- Southern Conference Tour. in Charlotte, N.C.**

**^ - Game Played in Waynesboro, Va.**

**1958-1959**

**Overall Record:** 5-13    **SoCon:** 2-11 (9th)  
**Head Coach:** L.F. Miller

D2	at West Virginia %	L	71-82
	at Bridgewater	W	63-54
D10	at Hampden-Sydney	W	84-65
	at Richmond	L	39-82
	at William & Mary	L	69-82
	Roanoke	W	81-63
J10	at The Citadel	L	36-47
J12	at Davidson	L	70-75
	at George Washington@	L	63-79
	Hampden-Sydney	L	68-78
	Virginia Tech	W	81-78
	Richmond	L	61-70
	William & Mary	L	60-86
	The Citadel	L	46-47
	Davidson	W	64-60
	at Virginia	L	66-85
	at West Virginia	L	55-99
	Virginia Tech	L	60-118

**1137-1311**

**1961-1962**

**Overall Record:** 9-11    **SoCon:** 6-8 (6th)  
**Head Coach:** L.F. Miller

D2	at Clemson	L	84-87
D5	at West Virginia	L	56-90
D9	Davidson	W	84-60
D14	at George Washington	L	85-105
D29	vs. George Washington #	W	75-67
D30	vs. Georgetown #	L	59-67
J3	at West Virginia	L	79-101
J6	Virginia Tech	L	75-97
J10	The Citadel	W-ot	71-69
J13	at Richmond	L	52-72
J16	William & Mary	W	74-71
J31	George Washington	W	80-72
F3	at The Citadel	W	73-70
F7	Richmond	L-ot	81-82
F10	at Davidson	W	68-66
F14	at Virginia Tech	L	71-85
F17	at William & Mary	L	84-102
F24	at Marshall	W	76-65
M1	Furman *	W	76-61
M2	Virginia Tech *	L	66-70

**1469-1559**

**#- Richmond Invitational in Richmond, Va.**  
**\*- Southern Conference Tournament**

**1964-1965**

**Overall Record:** 8-13    **SoCon:** 5-9 (8th)  
**Head Coach:** Gary McPherson

D2	at Florida	L	59-68
D3	at Florida State	L	72-76
D9	Virginia	W	95-75
D11	West Virginia !	L	73-79
D15	at Davidson	L	69-91
D17	at William & Mary	L	63-66
D29	at Centenary #	W	91-86
D30	vs. Arkansas #	W	72-70
J2	at George Washington	L	62-70
J4	The Citadel	W	71-70
J6	at West Virginia	L	79-87
J12	at Richmond	L	65-71
J18	at Georgia Tech	L	71-82
J30	at Furman	W	98-83
F2	Davidson	L	78-84
F5	at The Citadel	L	72-84
F6	at Furman	W	69-67
F10	William & Mary	W	61-57
F16	Richmond	L	80-81
F18	George Washington	W	87-79
F25	Davidson *	L	73-86

**1560-1612**

**1966-1967**

**Overall Record:** 5-16    **SoCon:** 4-12 (9th)  
**Head Coach:** Gary McPherson

D1	at N.C. State	L	58-67
D3	Richmond	L	74-76
D7	at West Virginia	L	75-99
D10	Furman	W	105-96
D13	Davidson	L	80-82
D20	at Richmond	L	65-89
D28	at Arkansas State #	L	71-81
D29	vs. Kent State #	W-ot	66-63
J7	at East Carolina	L	72-79
J11	George Washington	L	62-65
J14	Wake Forest	L	70-71
J16	West Virginia !	L	77-91
J28	East Carolina	W	68-67
J30	George Washington @	L	66-71
F3	The Citadel	L	70-73
F7	at William & Mary	L	57-64
F11	at Furman	W	71-57
F13	at The Citadel	L-4ot	78-81
F17	William & Mary	W	81-67
F21	at Davidson	L	69-73
F24	Samford	L	71-81

**1558-1672**

**%- Game Played in Bluefield, W. Va.**  
**@- Game Played in Fort Myer, Va.**

**!- Game Played in Charleston, W. Va.**  
**@- Game Played in Fort Myer, Va.**

**1959-1960**

**Overall Record:** 4-16    **SoCon:** 3-11 (7th)  
**Head Coach:** L.F. Miller

D3	William & Mary	L	78-79
D5	at Bridgewater	L	68-70
D8	George Washington	L	77-90
D10	Hampden-Sydney	W-3ot	108-96
D14	at West Virginia	L	76-91
D18	at Kentucky Wesleyan #	L	90-102
D19	vs. Middle Tennessee #	L	61-74
J6	Virginia	L	71-83
J9	at The Citadel	L	53-74
J11	at Davidson	W	70-38
J16	at Richmond	W-ot	77-76
J19	Virginia Tech	L-ot	93-95
F1	at West Virginia	L	71-101
F5	The Citadel	L	45-76
F9	Davidson	W	72-60
F11	at George Washington	L	78-95
F12	at William & Mary	L	67-89

**1962-1963**

**Overall Record:** 6-15    **SoCon:** 6-10 (7th)  
**Head Coach:** L.F. Miller

D1	East Carolina	L	66-76
D4	West Virginia !	L	74-100
D8	at Davidson	L	62-64
D11	George Washington	W	74-73
D15	Furman	W	88-68
J3	at West Virginia	L	74-86
J5	The Citadel	W	106-71
J8	at Virginia Tech	L	70-74
J11	Richmond	W	79-77
J15	at William & Mary	L	71-80
J26	at Marshall	L	82-98
J28	Clemson	L	58-68
F1	Virginia Tech	L	66-77
F5	at George Washington	L	69-81
F8	Davidson	L	57-64
F11	at Furman	L	85-91
F12	at The Citadel	W-ot	70-65

**!- Game Played in Charleston, W. Va.**  
**#- Gulf South Classic in Shreveport, La.**  
**\*- Southern Conference Tour. in Charlotte, N.C.**

**1965-1966**

**Overall Record:** 5-18    **SoCon:** 5-11 (7th)  
**Head Coach:** Gary McPherson

D1	West Virginia !	L	58-69
D4	Richmond	L	73-77
D8	at West Virginia	L	75-93
D14	Davidson	L	64-67
D17	at Centenary #	L	77-78
D18	vs. LSU #	L	70-73
D20	vs. Florida State +	L	64-65
D21	vs. Columbia +	L	73-80
J3	at George Washington	W	97-74
J8	William & Mary	W	89-74
J10	Furman	W	90-83
J13	at Richmond	L	88-103

**1967-1968**

**Overall Record:** 9-12    **SoCon:** 8-7 (4th)  
**Head Coach:** Gary McPherson

D2	at Davidson	L	73-80
D4	at Samford	L	79-80
D7	Virginia	L	79-84
D11	Furman	W	83-80
D16	Old Dominion	W	96-88
D20	at William & Mary	L	82-96
D22	at West Virginia	L	57-77
J3	West Virginia ~	W	92-90
J6	at Wake Forest	L	60-92
J9	Richmond	W	91-85
J27	George Washington	W	70-58
J30	at Georgia Tech	L	70-90
F2	The Citadel	W	81-67
F5	William & Mary	W	68-62
F7	George Washington @	L	59-60
F10	at Furman	L	73-76
F12	at The Citadel	W	87-77
F15	East Carolina	W	69-64
F17	at Richmond	L	76-86
F24	at East Carolina	L	68-79
F29	Furman *	L	52-62

**1565-1637**

**~ Game Played in Beckley, W. Va.**  
**@- Game Played in Fort Myer, Va.**  
**\*Southern Conference Tour. in Charlotte, N.C.**

**1968-1969**

**Overall Record:** 5-18      **SoCon:** 3-11 (8th)  
**Head Coach:** Gary McPherson

N30	at Davidson	L	72-82
D2	at The Citadel	L	70-88
D5	Furman	W	83-55
D10	at George Washington	L	72-83
D19	Richmond #	L	80-90
D27	Utah +	L	75-83
D28	Rutgers +	L	72-79
D30	at Indiana State	L	53-73
J8	West Virginia !	L	65-68
J11	Richmond	L	74-89
J15	at West Virginia	W	87-84
J18	Davidson	L	64-66
J20	East Carolina	L	75-83
J25	at Furman	L	68-71
J27	Old Dominion	W	99-93
J30	William & Mary	W	72-71
F5	Georgia Tech \$	L	74-87
F8	at Richmond	L	88-104
F10	The Citadel	L	77-79
F15	at William & Mary	L	78-83
F18	George Washington	W	90-86
F22	at East Carolina	L	62-78
F27	Davidson *	L	75-99

**#- Big 5 Tournament in Salem, Va.**  
**+ - Utah Classic in Salt Lake City, Utah**  
**! - Game Played in Beckley, W. Va.**  
**\$ - Game Played in Salem, Va.**  
**\* - Southern Conference Tourn. in Charlotte, N.C.**

**1969-1970**

**Overall Record:** 6-19      **SoCon:** 3-10 (8th)  
**Head Coach:** Mike Schuler

D1	Atlantic Christian	W	82-76
D3	at Navy	L	66-71
D6	at George Washington	L	78-80
D10	at Virginia	L	44-65
D18	vs. William & Mary #	L	64-75
D20	vs. Richmond #	L	61-69
D29	vs. Stetson +	L	61-62
D30	vs. Florida Southern +	W	66-60
J5	at Old Dominion	L	72-94
J8	at Davidson	L	52-95
J10	at East Carolina	L	66-108
J13	Richmond	W	71-70
J17	at The Citadel	L	70-84
J21	Roanoke	L	79-90
J24	Wofford	W	78-64
J29	Old Dominion	L	55-90
J31	East Carolina	L	49-63
F2	George Washington	L	79-107
F5	Furman	W	67-66
F10	William & Mary	W	74-68
F14	at William & Mary	L	58-77
F17	The Citadel	L	61-68
F19	at Richmond	L	54-78
F21	at Furman	L	52-53
F26	Davidson *	L	46-72

**#- Big 5 Tournament in Hampton, Va.**  
**+ - Gold Coast Classic in West Palm Beach, Fla.**  
**\* - Southern Conference Tourn. in Charlotte, N.C.**

**1970-1971**

**Overall Record:** 1-25      **SoCon:** 1-11 (7th)  
**Head Coach:** Mike Schuler

D1	vs. Virginia #	L	52-81
D3	vs. Richmond #	L	57-75
D5	at Army	L	47-82
D7	Old Dominion	L	85-94
D19	at William & Mary	L	49-75
D23	at Toledo	L	46-79
J2	at Furman	L	68-93
J4	at South Alabama +	L	67-80
J6	vs. Trinity +	L	70-95
J9	East Carolina	L	63-71
J12	Gardner-Webb	L	72-95
J16	The Citadel	L-ot	64-66
J20	Roanoke	L	73-96
J23	at Old Dominion	L	56-95

J25	Eastern Illinois	L	45-59
J27	George Washington	L	67-78
J30	at East Carolina	L	67-78
F2	Davidson	L	39-70
F4	at The Citadel	L	65-91
F8	Richmond	W	73-63
F10	at Navy	L	47-65
F13	Furman	L	79-88
F16	William & Mary	L	69-85
F20	at Richmond	L	77-93
F24	at Davidson	L	64-109
M4	William & Mary *	L	65-69

**#- Big 5 Tournament in Hampton, Va.**  
**+ - Senior Bowl Tournament in Mobile, Ala.**  
**\* - Southern Conference Tourn. in Charlotte, N.C.**

**1971-1972**

**Overall Record:** 6-19      **SoCon:** 2-10 (7th)  
**Head Coach:** Mike Schuler

D1	West Virginia Wesleyan	W	95-78
D4	Atlantic Christian	L-ot	101-105
D11	at Richmond	L	61-73
D20	vs. Virginia #	L	51-93
D21	vs. Virginia Tech #	W	57-56
J3	at Roanoke	L	69-96
J5	at Eastern Illinois	L	71-111
J8	at East Carolina	L	57-62
J10	Old Dominion	L	82-96
J12	Wofford	W	80-63
J15	The Citadel	L-ot	62-68
J18	Davidson	L	57-73
J20	at George Washington	L	66-104
J22	Furman	L	62-97
J25	at William & Mary	L	59-76
J29	East Carolina	L	56-66
F1	at Ohio	L	60-98
F3	at Davidson	L	61-84
F7	Roanoke	L	66-87
F12	at Furman	L	66-104
F14	at The Citadel	L	60-87
F16	West Virginia Tech	W	68-59
F22	William & Mary	W-ot	37-35
F24	Richmond	W-2ot	79-74
M2	Furman *	L	80-126

**#- Big 5 Tournament in Roanoke, Va.**  
**\* - Southern Conference Tourn. in Greenville, S.C.**

**1972-1973**

**Overall Record:** 7-19      **SoCon:** 3-9 (8th)  
**Head Coach:** Bill Blair

D2	Hampden-Sydney	W	95-81
D4	George Washington	L	73-85
D6	at Virginia	L	67-85
D9	Richmond	W	71-60
D18	at Texas A&M-Corpus Christi	L	50-57
D20	at Rice	L	56-72
D22	at New Mexico State #	L	57-86
D23	vs. Xavier #	W	60-59
J3	at Wake Forest	L	57-71
J6	at East Carolina	L	63-81
J10	Roanoke	L	55-56
J13	Appalachian State	W	82-68
J18	Furman	L	49-86
J20	West Virginia Tech	W	87-60
J27	East Carolina	L	45-71
J29	The Citadel	L	67-69
J31	at William & Mary	L	59-77
F3	at Roanoke	L	58-66
F6	Davidson	L	88-105
F10	at Furman	L	60-94
F12	at The Citadel	L	62-75
F15	Morris Harvey	L +	60-65
F17	at Old Dominion	L	56-72
F20	William & Mary	W	66-64
F22	at Richmond	L	84-113
M1	Davidson *	L	77-88

**+ - Forfeited because of ineligible player**  
**# - New Mexico State Invit. in Las Cruces, N.M.**  
**\* - Southern Conference Tourn. in Richmond, Va.**

**1973-1974**

**Overall Record:** 6-18      **SoCon:** 3-9 (7th)  
**Head Coach:** Bill Blair

D1	at Virginia Tech	L	51-62
D3	Hampden-Sydney	W	89-54
D5	West Virginia Tech	L	48-49
D8	at Appalachian State	W	74-65
D12	James Madison	W	58-54
D15	Towson	L	65-66
D28	at Arkansas #	L	86-96
D29	vs. Connecticut #	L	78-80
J5	at Davidson	L	62-76
J10	Salem	W	85-82
J12	East Carolina	L	58-59
J14	The Citadel	W	70-63
J19	Loyola (Md.)	L	69-71
J22	at William & Mary	L	68-85
J26	at East Carolina	L	55-57
J29	Richmond	L	65-81
F2	at Dayton	L	60-76
F6	William & Mary	L	65-67
F9	at Richmond	L	78-84
F13	Appalachian State	W	62-59
F16	at Furman	L	66-80
F18	at The Citadel	L	47-65
F21	Shepherd	L	76-85
F27	at Richmond *	L	59-69

**#- Razorback Classic in Little Rock, Ark.**  
**\* - Southern Conference Tournament**

**1974-1975**

**Overall Record:** 13-13      **SoCon:** 6-6 (T-4th)  
**Head Coach:** Bill Blair

N30	Virginia Tech	L	64-96
D5	at Appalachian State	W	98-81
D10	at East Carolina	L	68-73
D14	Richmond	L	90-95
J4	at Middle Tennessee	L	89-93
J6	at South Alabama #	L	96-116
J7	vs. Louisiana Tech #	L	73-85
J11	at Richmond	W	98-95
J13	The Citadel	W	108-101
J15	Christopher Newport	W	86-66
J18	Towson	W	67-65
J20	Bethany	W	72-43
J22	William & Mary	W	71-69
J25	East Carolina	L	80-82
J27	Appalachian State	W	73-55
J30	Shepherd	W	96-83
F3	at George Washington	L	79-90
F5	Bridgewater	W	51-37
F8	at The Citadel	W	82-68
F11	Davidson	L-2ot	93-94
F15	Old Dominion	L	69-84
F19	at William & Mary	L-ot	66-67
F22	Furman	L	68-80
F26	Virginia Wesleyan	W	99-68
M1	at Richmond *	W	85-81
M5	at Furman *	L	81-94

**#- Senior Bowl Tournament in Mobile, Ala.**  
**\* - Southern Conference Tournament**

**1975-1976 Southern Conference Champions NCAA East Region Finalists**

**Overall Record:** 22-10      **SoCon:** 9-3 (1st)  
**Head Coach:** Bill Blair

N29	Lebanon Valley	W	92-70
D1	Liberty	W	106-58
D3	at James Madison	L	76-82
D6	East Carolina	W	73-56
D8	Georgia Tech	W	68-53
D11	Radford	W	112-65
D13	Richmond	W	65-60
D29	at Indiana State #	L	60-88
D30	vs. Pacific #	W	72-59
J3	Virginia ^	L	63-74
J7	at Furman	W	82-67
J10	Salem	W	108-84
J12	at The Citadel	L	74-78
J15	at Old Dominion	L	70-72

J17	at Appalachian State	L	67-71
J21	William & Mary	W	84-78
J24	at East Carolina	W	74-60
J29	Wisconsin Green Bay	L-ot	74-76
F2	at Georgia Tech	L	56-66
F5	Southeastern	W	97-57
F7	at William & Mary	L	62-68
F11	at Davidson	W	92-76
F14	The Citadel	W	76-59
F18	at Richmond	W	74-67
F21	Appalachian State	W	78-74
F24	Southern Wesleyan	W	85-48
F28	Davidson !	W	71-69
M2	vs. Appalachian State *	W	71-64
M3	vs. Richmond *	W	41-33
M13	vs. Tennessee @	W	81-75
M18	vs. DePaul +	W-ot	71-66
M20	vs. Rutgers +	L	75-91

**2450-2164**  
**^ - Game Played in Roanoke, Va.**  
**# - Indiana Hall of Fame Classic in Terre Haute, Ind.**  
**! - Southern Conference Tourn. in Lexington, Va.**  
**\* - Southern Conference Tourn. in Greenville, S.C.**  
**@ - NCAA Eastern Regionals in Charlotte, N.C.**  
**+ - NCAA Eastern Regionals in Greensboro, N.C.**

**1976-1977**

**Southern Conference Champions NCAA East Region Semifinalists**

**Overall Record:** 26-4      **SoCon:** 8-2 (T-1st)  
**Head Coach:** Charlie Schmaus

N26	vs. James Madison #	W	85-77
N27	at Virginia #	L	50-55
D4	at East Carolina	W	78-67
D8	Radford	W	74-52
D11	Old Dominion	W	62-60
D28	vs. Tulane !	W	75-66
D29	vs. California !	W	73-71
D30	at Oklahoma City !	W	69-58
J5	Roanoke	W	73-57
J8	Emory & Henry	W	107-71
J10	Appalachian State	W	74-54
J12	William & Mary	W	92-79
J17	at The Citadel	W	68-62
J20	at Richmond	W	88-79
J22	East Carolina	W	67-58
J24	Southern Wesleyan	W	104-97
J29	The Citadel	W	88-70
J31	Furman	W	99-86
F2	Hampden-Sydney	W	94-78
F7	Marshall @	W	97-90
F9	Morris Harvey	W	98-84
F12	Richmond	W	92-87
F14	Davidson	W	83-68
F16	at William & Mary	L	84-86
F19	at Appalachian State	L	58-62
F22	Randolph-Macon	W	81-75
F26	vs. East Carolina *	W	88-77
M2	vs. Appalachian State *	W-ot	69-67
M12	Duquesne +	W	73-66
M17	Kentucky &	L	78-93

**2421-2152**  
**# - U. Va. Tipoff in Charlottesville, Va.**  
**! - All College Tournament in Oklahoma City, Okla.**  
**@ - Game Played in Roanoke, Va.**  
**\* - Southern Conference Tourn. in Roanoke, Va.**  
**+ - NCAA Eastern Regionals in Raleigh, N.C.**  
**& - NCAA Eastern Regionals in College Park, Md.**

**1977-1978**

**Overall Record:** 21-7      **SoCon:** 7-3 (2nd)  
**Head Coach:** Charlie Schmaus

N25	vs. Roanoke #	W	64-50
N26	at Virginia #	L	70-90
N28	Liberty	W	105-68
N30	Alderson Broadus	W	107-90
D5	Chattanooga	W	81-72
D7	James Madison	W	86-68
D10	at Appalachian State	L	77-92
D28	at Toledo !	L	68-91
D29	vs. Long Beach State !	L	97-106
J3	vs. Cleveland State +	W	71-66
J4	at Siena +	W	72-61
J9	Southern Wesleyan	W	98-79

# 2014-15 VMI Basketball Fact Book

J12	at Furman	L	79-102
J14	at Western Carolina	W	77-68
J17	Marshall	W	79-71
J21	Salem	W	84-70
J23	at Davidson	W	89-69
J25	at Old Dominion	W	69-60
J28	at The Citadel	W	79-61
F1	Richmond	W	110-90
F4	at Roanoke	W	61-47
F8	at Richmond	W	66-51
F11	The Citadel	W	84-72
F13	at Marshall	L	71-88
F15	William & Mary @	W	60-59
F18	Appalachian State	W	77-70
F25	Davidson *	W	95-80
M3	Marshall &	L	71-76

**2247-2067**

**#- UVA Tipoff in Charlottesville, Va.**  
**!- Blade Grass City Classic in Toledo, Ohio**  
**+- Siena College Tournament in Loudonville, N.Y.**  
**@- Game Played in Hampton, Va.**  
**\*- Southern Conference Tourn. in Lexington, Va.**  
**&- Southern Conference Tourn. in Roanoke, Va.**

## 1978-1979

**Overall Record:** 12-15      **SoCon:** 2-8 (8th)  
**Head Coach:** Charlie Schmaus

N27	UNC Greensboro	W	114-91
N29	Radford	W	90-88
N30	West Liberty State	W	86-83
D2	Virginia Tech !	L	66-79
D6	at James Madison	L	71-93
D9	Bethany	W	90-73
D13	at Appalachian State	L	82-103
D16	Georgia State	W	75-72
D28	vs. UCF #	L	91-108
D29	vs. Stetson #	L	89-98
J10	at The Citadel	L	83-91
J17	Appalachian State	L	58-73
J20	at Chattanooga	W	64-56
J22	Cleveland State	W-ot	75-72
J24	Richmond	L	78-90
J27	Western Carolina	L	65-76
J31	Christopher Newport	W	75-49
F1	Campbell	W	78-74
F3	Fairleigh Dickinson	W	79-77
F5	at Marshall	W	63-58
F8	at Georgia State	W	76-72
F10	Davidson	L	54-81
F12	The Citadel	L	69-72
F14	Marshall	L	66-88
F19	Furman	L	65-80
F21	at Richmond	L	76-79
F24	at Appalachian State *	L	63-73

**2041-2154**

**!- Game Played in Roanoke, Va.**  
**#- Tangerine Bowl Tourn. in Winter Park, Fla.**  
**\*- Southern Conference Tournament**

## 1979-1980

**Overall Record:** 11-16      **SoCon:** 6-10 (T-6th)  
**Head Coach:** Charlie Schmaus

D1	Lebanon Valley	W	43-33
D3	Davidson	L	73-74
D6	Bluefield	W	99-66
D8	at Appalachian State	L	57-66
D10	at Chattanooga	W	56-55
D12	Concord	W	101-80
D15	Marshall	L	58-60
J5	at Cleveland State	L	82-102
J7	at Davidson	W-ot	70-69
J10	at East Tennessee State	L	65-97
J12	at Marshall	W	75-63
J16	Charleston Southern	W	102-82
J18	UVA-Wise	L	76-87
J21	at Western Carolina	W	72-71
J24	George Mason	W	95-81
J26	Furman	L	67-84
J28	The Citadel	W	72-71
J30	Baltimore	L	60-71
F2	at Richmond	L	92-104
F4	East Tennessee State	L	78-89

F7	at Fairleigh Dickinson	L	71-78
F9	Chattanooga	L	55-59
F11	Western Carolina	W	78-73
F14	Appalachian State	L	49-55
F16	at The Citadel	L-ot	77-79
F18	at Furman	L	75-107
F23	at Furman *	L	75-87

**1969-2043**

**\*Southern Conference Tournament**

## 1980-1981

**Overall Record:** 4-23      **SoCon:** 3-13 (8th)  
**Head Coach:** Charlie Schmaus

N28	at UCLA	L	61-99
N29	at UC Irvine	L	96-125
D3	Furman	L-ot	82-87
D6	at Chattanooga	L	53-63
D9	Navy	L	61-71
D12	at Louisiana-Lafayette #	L	52-80
D13	vs. Western Michigan #	L	68-89
J3	Marshall	L	81-99
J7	at East Tennessee State	W	43-42
J10	at Furman	L	63-75
J12	at The Citadel	W	58-49
J14	at Charleston Southern	W	57-44
J17	at Appalachian State	L	68-78
J19	East Tennessee State	L	67-68
J21	at Davidson	L	63-79
J24	at Baltimore	L	41-46
J26	Marshall	L	53-63
J29	Richmond	L	73-79
J31	Western Carolina	L	71-86
F2	The Citadel	W	65-62
F4	William & Mary @	L	63-75
F7	at Western Carolina	L	75-91
F9	Appalachian State	L	51-70
F11	Davidson	L	82-95
F16	Chattanooga	L	68-90
F19	at Campbell %	L	65-89
F28	at Chattanooga *	L	63-89

**1743-2083**

**#- Bayou Classic in Lafayette, La.**  
**@- Game Played in Roanoke, Va.**  
**%- Game Played in Raleigh, N.C.**  
**\*- Southern Conference Tournament**

## 1981-1982

**Overall Record:** 1-25      **SoCon:** 1-15 (9th)  
**Head Coach:** Charlie Schmaus

N27	at Navy	L	37-63
D2	at William & Mary	L	57-84
D5	Virginia	L	49-76
D8	James Madison	L	43-64
D9	at Richmond	L	48-83
J4	at Marshall	L	63-90
J6	at Maine	L	71-81
J8	vs. Illinois State #	L	56-74
J9	vs. Manhattan #	L	75-84
J13	Old Dominion	L	51-88
J16	Western Carolina	L	57-72
J18	The Citadel	L	61-72
J21	at Chattanooga	L	61-81
J23	at Western Carolina	L	69-99
J25	at Davidson	L	58-72
J28	at East Tennessee State	L	68-92
J30	Appalachian State	W-ot	67-62
F1	at Davidson	L	63-79
F4	at Virginia Tech	L	76-101
F6	East Tennessee State	L	69-104
F8	Chattanooga	L	50-80
F11	Marshall	L	67-103
F13	at Furman	L	80-102
F15	at The Citadel	L	74-91
F20	at Appalachian State	L	58-91
F22	Furman	L	83-92

**1606-2185**

**#- Worcester Co. National Classic in Worcester, Mass.**

## 1982-1983

**Overall Record:** 2-25      **SoCon:** 1-15 (9th)  
**Head Coach:** Marty Fletcher

N28	at James Madison	L	33-58
N30	Longwood	L	49-54

D4	at Virginia	L	41-86
D7	at Old Dominion	L	45-71
D11	North Carolina Wesleyan	L	47-58
D13	Emory & Henry	W	75-70
J3	at South Florida	L	76-93
J8	at Marshall	L	64-95
J15	at Furman	L	58-87
J17	at The Citadel	L	50-57
J22	at Davidson	L	43-75
J24	at Appalachian State	L	61-69
J27	Navy	L	53-57
J29	Chattanooga	L	68-82
J31	Western Carolina	L	55-75
F3	Richmond	L	69-75
F5	at Western Carolina	L	50-64
F7	Chattanooga	L	54-64
F9	East Tennessee State	L	63-86
F14	Appalachian State	L	61-65
F16	William & Mary	L	65-83
F19	at East Tennessee State	L	64-83
F21	Marshall	L	91-110
F23	Virginia Tech	L	54-72
F26	The Citadel	W	65-63
F28	Furman	L	64-65
M3	Davidson	L	68-83

**1586-1994**

## 1983-1984

**Overall Record:** 8-19      **SoCon:** 4-12 (9th)  
**Head Coach:** Marty Fletcher

N28	Emory & Henry	W	75-48
N30	at Navy	L	57-73
D3	Radford	L	64-75
D5	Bridgewater	W	83-73
D7	Averett	W	75-58
D10	Old Dominion	L	65-82
J17	at Virginia Tech	L	61-122
J4	at Chattanooga	L	38-55
J7	at East Tennessee State	W	62-56
J9	at Richmond	L	58-61
J11	at Marshall	L	53-79
J14	at Appalachian State	L	54-74
J16	Chattanooga	L	49-56
J18	at William & Mary	L	55-73
J21	at Bucknell	L	49-66
J23	East Tennessee State	L	55-56
J28	at Davidson	L	55-62
J30	Western Carolina	W-ot	68-65
F4	at Western Carolina	L	82-86
F6	at Furman	L	58-70
F8	at The Citadel	L	61-65
F11	Appalachian State	W	67-58
F13	Davidson	L	44-47
F16	Marshall	L	61-99
F20	The Citadel	W	64-62
F22	James Madison	W-ot	62-60
F27	Furman	L	65-81

**1640-1862**

## 1984-1985

**Overall Record:** 16-14      **SoCon:** 7-9 (T-5th)  
**Head Coach:** Marty Fletcher

N25	at James Madison	L-ot	64-67
N26	Bridgewater	W	86-46
N28	at Old Dominion	L	50-56
D1	Lynchburg	W	76-60
D3	Virginia	L	57-68
D6	Radford	W	53-51
D8	Hampden-Sydney	W	80-55
J5	at Marshall	W	58-54
J14	Chattanooga	L	60-78
J17	at Appalachian State	W	52-47
J19	Western Carolina	W	60-57
J21	Davidson	W	57-51
J24	Furman	W	71-62
J26	at Chattanooga	L	54-70
J28	Marshall	L	63-65
J30	Bluefield	W	81-61
F2	Bucknell	L	60-63
F4	East Tennessee State	W	60-53
F6	William & Mary	W	50-48
F9	Appalachian State	W	64-56
F12	at The Citadel	L-ot	61-64

F14	at Furman	L	58-63
F18	at Western Carolina	L	54-61
F21	at Davidson	L	63-71
F23	at East Tennessee State	L-ot	70-71
F25	The Citadel	L	53-69
F27	Richmond	W	48-47
M1	Western Carolina *	W-ot	65-63
M2	Chattanooga *	W-ot	71-69
M3	Marshall *	L	65-70

**1863-1816**

**\*- Southern Conference Tourn. in Asheville, N.C.**

## 1985-1986

**Overall Record:** 11-17      **SoCon:** 5-11 (7th)  
**Head Coach:** Marty Fletcher

N23	Christopher Newport	W	63-52
N25	Averett	W	106-67
N26	Radford	W	69-59
D2	James Madison	W	91-88
D4	at Virginia	L	58-101
D10	at Richmond	L	61-69
D11	Lynchburg	W	76-72
D30	at Kentucky %	L	55-93
J9	at Appalachian State	W	63-56
J11	at East Tennessee State	L	74-88
J16	Marshall	L	82-84
J18	Furman	W	71-64
J20	The Citadel	W	66-64
J22	at William & Mary	L	64-71
J25	Western Carolina	L	55-57
J27	Chattanooga	L	70-72
J30	at Marshall	L	77-85
F1	at Davidson	L	68-75
F3	East Tennessee State	L	74-77
F8	at The Citadel	W	83-76
F10	at Furman	L-ot	70-72
F12	Bluefield	W	70-68
F15	at Chattanooga	L	64-74
F17	at Western Carolina	L-ot	96-99
F19	Virginia Tech	L	73-88
F22	Appalachian State	L	67-69
F24	Davidson	W	76-70
F28	Davidson *	L	62-71

**2004-2081**

**%- Game Played in Louisville, Ky.**  
**\*- Southern Conference Tourn. in Asheville, N.C.**

## 1986-1987

**Overall Record:** 11-17      **SoCon:** 5-11 (6th)  
**Head Coach:** Joe Cantafio

N30	Shenandoah	W	80-64
D1	at James Madison	L	68-74
D3	at Virginia	L	69-81
D6	Richmond	W	68-57
D8	Elon	W	77-72
D10	at Radford	L	51-56
D11	Roanoke	W	70-59
D22	at Tennessee	L	60-99
J7	at Virginia Tech	L	68-99
J10	at East Tennessee State	L	66-68
J12	Appalachian State	W	68-64
J15	Marshall	L	71-83
J17	at Furman	L	71-90
J19	at The Citadel	L-ot	78-82
J21	Bluefield	W	113-83
J24	at Western Carolina	W	65-56
J26	at Chattanooga	L	63-75
J29	at Marshall	L	77-104
J31	Davidson	L	65-90
F7	The Citadel	W	68-62
F9	Furman	L-ot	78-84
F11	William & Mary	W	76-68
F14	Chattanooga	L	60-75
F16	Western Carolina	L	62-64
F19	East Tennessee State	W	81-65
F21	at Appalachian State	W	86-84
F23	at Davidson	L	69-72
F27	Davidson *	L	63-92

**1991-2122**

**\*- Southern Conference Tourn. in Asheville, N.C.**

# 2014-15 VMI Basketball Fact Book

## 1987-1988

**Overall Record:** 13-17    **SoCon:** 6-10 (7th)

**Head Coach:** Joe Cantafo

N30	Bridgewater	W-ot	78-77
D2	Radford	L	68-88
D5	at Georgetown	L	45-81
D9	Roanoke	L	50-51
D12	Shenandoah	W	71-55
D28	at Texas	L	76-85
J2	at Oral Roberts	W	84-78
J6	at Richmond	L	55-88
J11	at William & Mary	L	59-69
J13	Davidson	L	64-66
J16	at East Tennessee State	L	65-86
J18	at Appalachian State	L	82-98
J21	Marshall	L	62-64
J23	Furman	W	69-60
J25	The Citadel	W	77-63
J27	Bluefield	W	94-80
J30	Western Carolina	L	79-80
F1	Chattanooga	W	68-61
F4	at Marshall	L-ot	91-95
F6	at Davidson	W	59-55
F8	East Tennessee State	L	61-77
F11	James Madison	W	71-66
F13	at The Citadel	L	59-64
F15	at Furman	L	64-82
F20	Appalachian State	W	66-65
F27	at Chattanooga	L	70-77
F29	at Western Carolina	W	75-69
M4	Furman *	W	78-73
M5	East Tennessee State *	W	79-60
M6	Chattanooga *	L	61-75

**2080-2188**

\*- Southern Conference Tour. in Asheville, N.C.

## 1988-1989

**Overall Record:** 11-17    **SoCon:** 5-9 (7th)

**Head Coach:** Joe Cantafo

N28	at James Madison	L	92-94
D1	Shenandoah	W	78-58
D5	at Tennessee	L-2ot	82-84
D8	Eastern Mennonite	W	96-50
D10	UNC Greensboro	W	76-55
D30	at N.C. State	L	79-105
J7	at UNC Asheville	L	70-74
J9	at Marshall	W	63-61
J14	at Western Carolina	L	71-75
J16	at Chattanooga	L-ot	76-80
J19	Virginia Tech !	L-ot	83-90
J21	Furman	W-ot	91-82
J23	The Citadel	L	61-73
J25	Bluefield	W	95-75
J28	East Tennessee State	L	81-91
J30	at Appalachian State	L	69-76
F2	Richmond	L	79-87
F4	Marshall	W	65-63
F6	William & Mary	W	66-64
F9	at Radford	W	76-66
F11	Chattanooga	W	68-66
F13	Western Carolina	W	79-66
F16	at Virginia	L	79-92
F18	at The Citadel	L	79-88
F20	at Furman	L	71-87
F25	Appalachian State	L	60-67
F27	at East Tennessee State	L	80-82
M3	Furman *	L	73-81

**2138-2132**

!- Game Played in Roanoke, Va.

\*- Southern Conference Tour. in Asheville, N.C.

## 1989-1990

**Overall Record:** 14-15    **SoCon:** 7-7 (T-4th)

**Head Coach:** Joe Cantafo

N27	Lynchburg	W	87-65
N30	UNC Asheville	L	77-83
D2	James Madison !	L	61-91
D4	at Richmond	L-ot	77-78
D6	UNC Greensboro	W	76-50
D21	at Texas	L	74-98
D23	at Arkansas \$	L	61-92
D28	vs. Brown #	W	82-59

D29	at Mount St. Mary's #	L	77-86
J8	at Marshall	L	68-72
J13	at Western Carolina	L	66-72
J15	at Virginia	L	78-89
J18	Radford	W	95-64
J20	at Furman	L	71-94
J22	at The Citadel	L	73-89
J24	Chattanooga	W	75-72
J27	East Tennessee State	W	78-77
J29	Appalachian State	W	73-71
J31	Bluefield	W	95-46
F3	Marshall	W-ot	82-77
F5	at William & Mary	W	86-66
F10	at Chattanooga	L	63-78
F12	Western Carolina	W	70-56
F16	The Citadel	W	77-76
F19	Furman	W	84-75
F24	at Appalachian State	L	75-80
F26	at East Tennessee State	L	81-100
M2	Chattanooga *	W	83-69
M3	East Tennessee State *	L	94-99

**2239-2224**

!- Game Played in Roanoke, Va.

\$- Game Played in Little Rock, Ark.

#- Mount St. Mary's Holiday Tournament in Emmitsburg, Md.

\*- Southern Conference Tour. in Asheville, N.C.

## 1990-1991

**Overall Record:** 10-18    **SoCon:** 5-9 (6th)

**Head Coach:** Joe Cantafo

N23	at Virginia Tech	L	77-79
N26	Bluefield	W	91-76
N28	Bridgewater	W	65-48
N30	at Liberty	W	69-61
D3	at Radford	L	61-62
D7	at Cornell #	L	80-93
D8	vs. Kent State #	L	61-65
D18	at Alabama	L	45-79
D20	at Vanderbilt	L	60-79
J5	at Furman	L	67-87
J7	at The Citadel	W	77-65
J10	at UNC Asheville	W	74-66
J12	Western Carolina	W	85-74
J14	Chattanooga	L	67-73
J19	Marshall	L	71-77
J21	Richmond	W	80-75
J23	William & Mary	L	46-58
J26	East Tennessee State	L	66-97
J28	at Appalachian State	L	72-78
F2	The Citadel	W	85-67
F4	Furman	W	80-79
F9	at Chattanooga	L	73-101
F11	at Western Carolina	L	64-80
F16	at Marshall	W	96-95
F21	at James Madison	L	67-82
F23	Appalachian State	L	70-83
F25	East Tennessee State	L	76-88
M1	Appalachian State *	L	72-100

**1997-2167**

#- U.S. Air Cornell Classic in Ithaca, N.Y.

\*- Southern Conference Tour. in Asheville, N.C.

## 1991-1992

**Overall Record:** 10-18    **SoCon:** 3-11 (T-6th)

**Head Coach:** Joe Cantafo

N25	Shenandoah	W	100-71
N29	at Weber State #	L	65-83
N30	vs. Army #	L	53-59
D4	Radford	W	79-69
D7	Liberty	L	55-64
D18	at Wake Forest	L	43-74
D30	at Dayton	L	56-84
J8	at Richmond	L	59-76
J11	at Western Carolina	W	79-74
J13	at Chattanooga	L	69-83
J16	Winthrop	W	67-52
J18	at Marshall	W-2ot	74-69
J22	Bluefield	W	105-71
J25	East Tennessee State	L	68-80
J27	Appalachian State	L	67-80
J29	UNC Asheville	W	62-51

F1	at The Citadel	L	60-66
F3	at Furman	L	57-74
F8	Chattanooga	L	75-85
F10	Western Carolina	L	88-89
F13	at Winthrop	W	71-63
F15	Marshall	L	72-79
F18	at William & Mary	W	76-68
F22	at Appalachian State	L	65-88
F24	at East Tennessee State	L	84-92
F29	Furman	L	65-72
M2	The Citadel	W	64-60
M6	Chattanooga *	L	49-84

**1927-2060**

#- Weber State Military Tour. in Ogden, Utah

\*- Southern Conference Tour. in Asheville, N.C.

## 1992-1993

**Overall Record:** 5-22    **SoCon:** 3-15 (9th)

**Head Coach:** Joe Cantafo

D1	Bluefield	W	91-63
D5	at Richmond	L	65-77
D7	at Radford	L-ot	88-91
D11	vs. Central Connecticut St. #	L-ot	77-84
D12	vs. Lafayette #	W	62-56
J2	at Georgia Tech	L	52-78
J6	at East Tennessee State	L	54-71
J9	Western Carolina	W	67-56
J10	Chattanooga	L	62-71
J13	at Appalachian State	W	93-86
J16	The Citadel	W	76-74
J17	Georgia Southern	L	70-73
J23	at Davidson	L	64-75
J24	at Furman	L	61-73
J27	at Marshall	L	66-80
J30	Appalachian State	L	55-64
J31	East Tennessee State	L	70-96
F3	William & Mary	L	67-77
F6	Marshall	L	69-78
F10	at Virginia Tech	L	44-75
F13	at Chattanooga	L	70-93
F14	at Western Carolina	L	51-84
F20	at Georgia Southern	L	63-69
F21	at The Citadel	L	53-69
F27	Furman	L	69-85
F28	Davidson	L	70-84
M4	Furman *	L	51-76

**1780-2058**

#- Marist Pepsi Classic Tour. in Poughkeepsie, N.Y.

\*- Southern Conference Tour. in Asheville, N.C.

## 1993-1994

**Overall Record:** 5-23    **SoCon:** 2-16 (10th)

**Head Coach:** Joe Cantafo

N29	Bluefield	W	97-58
D1	Richmond	L	55-74
D6	at Virginia Tech	L	59-82
D11	Radford	L	61-79
D22	at Dayton	L	73-85
J5	at Wake Forest	L	44-72
J8	at Western Carolina	L	58-68
J10	at Chattanooga	L	62-82
J12	Appalachian State	L	70-74
J15	at The Citadel	L	50-63
J17	at Georgia Southern	L	61-83
J20	East Tennessee State	L-ot	92-93
J22	Davidson	L	60-78
J24	at Furman	L	55-67
J27	Marshall	W	82-78
J29	at Appalachian State	L	64-74
F2	Shenandoah	W	104-77
F5	at Marshall	L	64-78
F9	at William & Mary	L	68-79
F12	Chattanooga	L	72-92
F14	Western Carolina	W	79-76
F16	at East Tennessee State	L	69-97
F19	Georgia Southern	L	61-63
F21	The Citadel	L	57-80
F26	Furman	L	64-67
F28	at Davidson	L	65-79
M3	Marshall *	W	84-62
M4	Davidson *	L	61-71

**1891-2131**

\*- Southern Conference Tour. in Asheville, N.C.

## 1994-1995

**Overall Record:** 10-17    **SoCon:** 6-8 (4th-North)

**Head Coach:** Bart Bellairs

N28	Centenary (N.J.)	W	93-76
N29	Bluefield	W	96-72
D3	Richmond	L	85-105
D7	at Virginia Tech	L	75-110
D10	at Radford	L	93-99
D17	at North Carolina	L	89-129
D19	at Virginia	L	73-100
J7	at Alabama	L	67-93
J9	at Navy	L	83-101
J14	at Western Carolina	L-ot	77-90
J16	Marshall	L	87-112
J21	at Davidson	L	75-83
J23	East Tennessee State	L	69-89
J26	William & Mary	L	86-95
J28	at Appalachian State	W	89-85
J30	Chattanooga	W	72-63
F4	Georgia Southern	W	84-79
F6	at The Citadel	L	69-84
F11	at East Tennessee State	W	80-78
F13	at Furman	L	59-60
F15	Lynchburg	W	84-66
F18	at Marshall	L	62-107
F20	Davidson	W	81-75
F22	Army	W	91-67
F25	Appalachian State	L	89-92
F27	The Citadel	W	75-66
M2	vs. Georgia Southern *	L	71-94

**2154-2370**

\*- Southern Conference Tour. in Asheville, N.C.

## 1995-1996

**Overall Record:** 18-10    **SoCon:** 10-4 (2nd-North)

**Head Coach:** Bart Bellairs

N25	at N.C. State	L	78-104
N28	Washington & Lee	W	100-62
N30	at Penn State	L	73-99
D2	Radford	W	110-103
D4	Lynchburg	W	107-74
D9	at Virginia Tech	L	67-99
D21	Eastern Mennonite	W	91-62
J3	Winthrop	W	101-78
J6	at Richmond	W	77-65
J15	at Marshall	L	71-78
J17	at William & Mary	L	49-90
J22	at East Tennessee State	W	96-86
J27	Appalachian state	W	84-64
J29	at Chattanooga	L	69-71
J31	at Davidson	L	79-86
F3	Wofford	W	80-66
F5	The Citadel	W	91-52
F7	at Georgia Southern	W	71-48
F10	East Tennessee State	W	82-79
F12	Furman	W	83-57
F14	Western Carolina	W	90-73
F17	Marshall	W	103-94
F19	Davidson	L	76-95
F22	North Carolina	L	76-99
F24	at Appalachian State	W	85-75
F26	at The Citadel	W	85-83
M1	Furman *	W-ot	91-89
M2	Western Carolina *	L-ot	93-97

**2358-2228**

\*- Southern Conference Tour. in Greensboro, N.C.

## 1996-1997

**Overall Record:** 12-16    **SoCon:** 7-7 (4th-North)

**Head Coach:** Bart Bellairs

N22	Albright	W	111-53
N24	at Wake Forest	L	63-92

# 2014-15 VMI Basketball Fact Book

J6	at Appalachian State	L	72-77
J8	at Richmond	L	77-83
J11	Chattanooga	L	76-91
J13	Georgia Southern	W	75-61
J16	at Wofford	L	65-86
J18	at The Citadel	W	86-76
J20	at East Tennessee State	W	57-54
J25	at Furman	W	62-60
J27	Marshall	W	97-92
F1	at Davidson	L	67-77
F3	Appalachian State	W	78-65
F8	The Citadel	L	74-81
F10	at Western Carolina	L	65-84
F15	at Marshall	L	77-79
F17	Davidson	L	77-97
F23	East Tennessee State	W	97-75
F27	Furman *	W-ot	87-84
F28	Chattanooga *	L	62-84

**2170-2187**

\*- Southern Conference Tour. in Greensboro, N.C.

### 1997-1998

**Overall Record:** 14-13 **SoCon:** 8-7 (3rd-North)

**Head Coach:** Bart Bellairs

N15	at Wake Forest	L	70-88
N18	Elon	W	85-69
N25	at Old Dominion	L	69-94
D2	West Virginia Tech	W	95-54
D6	Charlotte	L	70-88
D14	Penn State	W	71-68
D20	Lynchburg	W	113-59
D22	at Virginia	L	55-92
D31	at Virginia Tech	W	73-65
J3	at Georgia Southern	W-2ot	76-73
J6	UNC Greensboro	W	68-65
J10	Appalachian State	L	71-76
J12	at Davidson	W	61-58
J14	Shenandoah	W	97-64
J17	at Western Carolina	W	80-78
J19	The Citadel	L	62-67
J24	at Chattanooga	L	66-79
J26	at UNC Greensboro	L	60-72
J31	Western Carolina	W	94-80
F2	at Wofford	W	92-80
F7	at Furman	W	76-78
F10	Furman	W-ot	87-81
F14	at Appalachian State	L	74-94
F16	Davidson	L	66-90
F19	at East Tennessee State	L	66-78
F21	East Tennessee State	W	74-65
F27	vs. The Citadel *	L	66-77

**2037-2022**

\*- Southern Conference Tour. in Greensboro, N.C.

### 1998-1999

**Overall Record:** 12-15 **SoCon:** 9-7 (4th-North)

**Head Coach:** Bart Bellairs

N14	Elon	L	84-85
N16	at Penn State	L	66-90
N24	at Old Dominion	L	69-103
N30	Wake Forest	L	61-75
D2	at Elon	L	69-70
D5	Randolph-Macon	W	81-55
D7	at UNC Greensboro	W	86-84
D10	at UNC Charlotte	L	57-92
D18	Shenandoah	W	90-53
D22	at Virginia	L	64-82
J2	at East Tennessee State	W	58-55
J4	Davidson	L	64-85
J9	at Appalachian State	L	64-100
J11	at Western Carolina	W	91-72
J16	Georgia Southern	W	65-59
J18	Wofford	W	58-56
J23	Western Carolina	W	85-73
J25	at Davidson	L	66-76
J27	Southern Virginia	W	85-67
J30	at Furman	L	51-84
F1	at The Citadel	W-ot	74-72
F6	East Tennessee State	L	81-83
F8	at College of Charleston	L	59-85
F13	Appalachian State	L	65-83
F15	UNC Greensboro	W	82-67
F20	Chattanooga	W	73-57

F25	vs. Furman *	L	49-57
-----	--------------	---	-------

**1897-2020**

\*- Southern Conference Tour. in Greensboro, N.C.

### 1999-2000

**Overall Record:** 6-23 **SoCon:** 1-15 (6th-North)

**Head Coach:** Bart Bellairs

N19	Southern Virginia	W	99-73
N20	Warren Wilson	W	85-38
N21	at Virginia	L	57-98
N26	vs. Oral Roberts !	W	56-44
N28	at Hawaii !	L	61-78
D1	Bluefield	W	82-76
D2	Ferrum	W	97-65
D6	Virginia Tech	L	46-65
D8	Old Dominion	L	62-71
D18	at Notre Dame	L	66-79
D21	at Virginia Commonwealth	L	86-101
D28	at Florida	L	68-113
J4	at UNC Greensboro	L	71-82
J8	College of Charleston	L-ot	69-77
J10	at Chattanooga	L	73-84
J15	The Citadel	L-ot	84-87
J17	at Appalachian State	L	72-97
J22	at Davidson	L	69-80
J24	UNC Greensboro	L	61-75
J29	East Tennessee State	L	64-75
J31	at Georgia Southern	L	67-69
F5	Western Carolina	L	82-85
F7	at Wofford	L	69-83
F12	at East Tennessee State	L	60-72
F14	Appalachian State	W	78-69
F19	at Western Carolina	L	71-88
F21	Davidson	L	58-71
F26	Furman	L	68-71
M2	Wofford *	L	72-81

**2064-2247**

!- United Airlines Invitational in Honolulu, Hawaii

\*- Southern Conference Tour. in Greenville, S.C.

### 2000-2001

**Overall Record:** 9-19 **SoCon:** 5-11 (5th-North)

**Head Coach:** Bart Bellairs

N18	at Virginia Tech	L	68-92
N20	at James Madison	L	69-87
N29	Howard	W	74-57
D2	at Howard	L	88-91
D4	Virginia	L	70-89
D6	Morehead State	L	48-57
D16	at Old Dominion	L	81-89
D18	Randolph-Macon	W	75-62
D20	Mary Washington	W	77-47
D28	at South Carolina	L	68-82
J3	at Appalachian State	L	72-81
J6	Western Carolina	W	70-69
J10	at Furman	W	71-66
J13	at The Citadel	L	64-79
J15	UNC Greensboro	L	69-73
J20	at Davidson	L	60-68
J24	East Tennessee State	L	60-74
J27	at Western Carolina	L	62-82
J30	Davidson	L	67-70
F3	Chattanooga	W	83-77
F5	at UNC Greensboro	L	58-79
F10	Wofford	W	68-60
F12	Georgia Southern	L	73-78
F15	at Charleston Southern	W	63-57
F17	at College of Charleston	L	53-71
F21	at East Tennessee State	L	62-75
F24	Appalachian State	W	73-51
M1	vs. Georgia Southern *	L	59-76

**1905-2039**

\*- Southern Conference Tour. in Greenville, S.C.

### 2001-2002

**Overall Record:** 10-18 **SoCon:** 5-11 (5th-North)

**Head Coach:** Bart Bellairs

N16	Mary Washington	W	76-51
N28	at Morehead State	L	87-98
D3	at Virginia Tech	L	73-74
D5	at Kentucky	L	57-99
D8	St. Mary's (Md.)	W	98-72
D12	Charleston Southern	W	90-69
D15	Eastern Mennonite	W	77-51
D22	at Villanova	L	91-104
D28	at Richmond !	W	82-80

D29	vs. James Madison !	L	84-94
J2	Western Carolina	L	80-90
J5	at Georgia Southern	L	60-100
J8	UNC Greensboro	L	74-80
J12	at East Tennessee State	L	90-101
J16	at Davidson	L	68-79
J19	College of Charleston	L	55-63
J21	at Appalachian State	W	93-91
J24	at Virginia	L	59-93
J26	Furman	W	76-68
J30	East Tennessee State	L	77-96
F2	at Wofford	L	68-78
F4	Appalachian State	W	88-81
F9	at Western Carolina	W-ot	97-91
F11	at Chattanooga	L	64-91
F16	at UNC Greensboro	L	71-74
F18	The Citadel	L	55-75
F23	Davidson	W	81-77
F28	vs. The Citadel *	L	70-80

**2141-2300**

!- Spider Invitational in Richmond, Va.

\*- Southern Conference Tour. in Charleston, S.C.

### 2002-2003

**Overall Record:** 10-20 **SoCon:** 3-13 (5th-North)

**Head Coach:** Bart Bellairs

N23	Liberty	W	68-54
N25	at Tennessee	L	56-88
D1	at St. Francis (Pa.)	W	76-59
D5	at Virginia Tech	L	66-71
D7	UVA-Wise	W	77-66
D10	at Liberty	L	69-77
D14	Eastern Mennonite	W	100-57
D20	Mary Washington	L	56-60
D28	vs. Norfolk State !	L	69-70
D29	vs. Harvard !	W	71-67
D31	at Georgetown	L	48-55
J5	at Western Carolina	L	56-78
J11	Georgia Southern	L	84-91
J13	at UNC Greensboro	L	57-76
J18	East Tennessee State	L	62-67
J21	Davidson	W	61-60
J24	Appalachian State	L	68-85
J27	at College of Charleston	L	56-81
F1	at Furman	L	55-61
F4	at East Tennessee State	L	76-93
F8	Wofford	L-ot	93-94
F10	at Appalachian State	L	64-83
F15	Western Carolina	L	58-61
F18	Chattanooga	L	52-77
F22	UNC Greensboro	W	61-60
F24	at The Citadel	W	68-59
M1	at Davidson	L	49-84
M5	vs. Furman *	W	62-56
M6	vs. Davidson *	W	66-60
M7	vs. Chattanooga *	L	58-77

**1952-2147**

!- Spider Invitational in Richmond, Va.

\*- Southern Conference Tour. in Charleston, S.C.

### 2003-2004

**Overall Record:** 6-22 **Big South:** 4-12 (7th)

**Head Coach:** Bart Bellairs

N20	vs. Washington State !	L	46-66
N22	vs. Texas-San Antonio !	L	52-68
N23	vs. Binghamton !	L	63-72
D2	Southern Virginia	W	85-62
D5	Virginia	L	56-78
D10	at Virginia Tech	L	56-80
D13	Eastern Mennonite	W	107-94
D21	St. Francis (Pa.)	L	62-66
D23	at Louisville	L	56-107
D29	at Old Dominion	L	52-74
J3	at UNC Asheville	L	48-61
J8	Radford	W	69-58
J10	at Winthrop	L	62-78
J14	at High Point	L	57-78
J17	Birmingham-Southern	L	49-82
J20	at Liberty	L	46-66
J26	Coastal Carolina	L	32-49
J28	Charleston Southern	W	53-50
J31	Winthrop	W	68-61
F4	at Radford	L	46-63
F9	at James Madison	L	65-76
F11	UNC Asheville	L	51-59
F14	at Coastal Carolina	L	44-60
F16	at Charleston Southern	L	49-64
F21	Liberty	W	61-52
F25	High Point	L	75-76

F28	at Birmingham-Southern	L	55-67
M2	at High Point *	L	43-75

**1608-1942**

!- BP Top of the World Classic in Fairbanks, Alaska

\*- Big South Tournament

### 2004-2005

**Overall Record:** 9-18 **Big South:** 3-13 (9th)

**Head Coach:** Bart Bellairs

N22	Southern Virginia	W	71-33
N28	at Navy	W	78-73
D1	at Old Dominion	L	38-86
D4	Virginia Tech	W	72-66
D8	at Longwood	W-ot	69-64
D11	Towson	L	69-84
D13	Bluefield	W	77-70
D28	at New Orleans	L	49-62
D31	at Tulane	L	74-82
J5	at Loyola (Md.)	L	69-70
J8	Charleston Southern	L	67-78
J10	Coastal Carolina	L	68-79
J15	at UNC Asheville	L	77-87
J19	Radford	L	62-78
J24	at Liberty	L	71-91
J26	at High Point	L	72-88
J29	Birmingham-Southern	L	59-66
J31	at Winthrop	L	49-66
F5	at Coastal Carolina	L	70-75
F7	at Charleston Southern	L	50-56
F10	Longwood	W	65-52
F12	UNC Asheville	L	72-77
F14	at Radford	W	67-54
F17	Liberty	W	73-67
F19	at Birmingham-Southern	L	48-60
F23	Winthrop	L	48-63
F26	High Point	W	69-61

**1748-1893**

### 2005-2006

**Overall Record:** 7-20 **Big South:** 2-14 (9th)

**Head Coach:** Duggar Baucom

N21	Army	L	49-53
N23	at N.C. State	L	55-75
N26	at James Madison	L	61-74
N30	Old Dominion	L	62-77
D2	UVA-Wise	W	80-50
D5	Ferrum	W	97-74
D8	at Army	W	72-63
D10	Southern Virginia	W	105-59
D21	at Towson	W	80-78
D29	Loyola (Md.)	L	79-87
D31	at Maryland	L	68-99
J5	Charleston Southern	L	73-76
J7	Coastal Carolina	W	88-77
J12	High Point	L	90-100
J14	Liberty	W	84-68
J18	at Birmingham-Southern	L	53-75
J21	at UNC Asheville	L	65-83
J26	at Radford	L	77-101
J30	Winthrop	L	69-74
F2	at Liberty	L	67-71
F4	Birmingham-Southern	L	59

# 2014-15 VMI Basketball Fact Book

J10	High Point	L	104-115
J13	Charleston Southern	W	116-83
J15	Coastal Carolina	L	97-99
J18	Bridgewater	W	125-95
J22	at UNC Asheville	W	102-97
J25	Radford	W	103-94
J27	at Liberty	L	117-122
J31	Winthrop	L	96-109
F3	at Coastal Carolina	L	99-108
F5	at Charleston Southern	W	105-97
F10	UNC Asheville	W	102-88
F14	at Radford	L	107-114
F21	Liberty	L	108-118
F24	at High Point	L	92-109
F27	at Liberty*	W	79-78
M1	vs. High Point #	W	91-81
M3	at Winthrop*	L	81-84

F9	Charleston Southern	W	82-76
F14	at Coastal Carolina	L	97-100
F16	at Presbyterian	L	57-63
F21	Radford	L	90-97
F24	at Liberty	W	109-72
F28	at High Point	W	81-76
M3	Coastal Carolina*	W	96-76
M5	vs. Liberty #	W	78-58
M7	at Radford*	L	94-108

**3002-2737**  
 \*- Big South Conference Tournament  
 #- Big South Conference Tourn. in Radford, Va.

**2009-2010**  
**Overall Record:** 10-19 **Big South:** 5-13 (8th)  
**Head Coach:** Duggar Baucom

N13	Army	W	93-86
N16	at Richmond	L	59-103
N18	West Virginia Wesleyan	W	111-92
N24	at UNC Wilmington	L	95-115
N30	Lynchburg	W	108-93
D3	Coastal Carolina	L	97-111
D5	Charleston Southern	W	103-91
D9	at Virginia Tech	L	73-98
D12	at Seton Hall	L	107-134
D22	at George Mason	L	86-89
J2	Liberty	L	102-110
J7	at Winthrop	L	63-96
J9	at Presbyterian	L	75-89 (OT)
J11	Randolph	W	99-88
J14	UNC Asheville	L	84-97
J16	Gardner-Webb	L	84-92
J21	at Radford	L	91-109
J23	at High Point	W	94-91
J26	Southern Virginia	W	99-87
J28	at Liberty	L	73-91
F2	Radford	L	84-111
F4	Presbyterian	W	97-78
F6	Winthrop	L	83-87
F11	at Gardner-Webb	W	92-85
F13	at UNC Asheville	L	97-114
F16	High Point	W	91-84
F25	at Charleston Southern	L	85-95
F27	at Coastal Carolina	L	71-101
M2	at Coastal Carolina*	L	73-82

**2569-2799**  
 \*- Big South Conference Tournament  
**Overall Record:** 18-13 **Big South:** 10-8 (4th)  
**Head Coach:** Duggar Baucom

N12	Randolph	W	106-65
N14	at UMBC	W	94-77
N16	UVA-Wise	W	120-88
N18	Jacksonville State	W	65-55
N23	Southern Virginia	W	94-78
N27	at West Virginia	L	66-82
N29	Central Penn College	W	151-92
D2	Winthrop	L	82-88 (OT)
D4	Presbyterian College	L	78-92
D8	at VCU	L	80-86
D11	Longwood	W	114-82
D19	at Marshall	L	70-98
D31	at UNC Asheville	W	83-72
J2	at Gardner-Webb	W	97-76
J6	Coastal Carolina	L	87-109
J8	Charleston Southern	L	80-88
J13	at Radford	W	105-71
J15	at High Point	W	97-91
J20	at Liberty	L	82-100
J27	Gardner-Webb	W	85-66
J29	UNC Asheville	L	87-100
F3	at Charleston Southern	L	90-101
F5	at Coastal Carolina	L	86-99
F10	High Point	W	87-74
F12	Radford	W	71-58
F15	Liberty	W	79-69
F19	at Morgan State	L	62-67

**2746-2545**  
 \*- Big South Championships at Cameron Hall  
 +- Big South Championships at Conway, S.C.

I- BCA Classic in Columbus, Ohio  
 @- William & Mary Tip-Off Classic in Williamsburg, Va.  
 \*- Big South Conference Tournament  
 #- Big South Conference Tourn. in Rock Hill, S.C.

**2007-2008**

**Overall Record:** 14-15 **Big South:** 6-8 (T-5th)  
**Head Coach:** Duggar Baucom

N9	vs. Northern Colorado !	L	97-104
N10	vs. Dartmouth !	L	87-98
N14	West Virginia Wesleyan	W	135-81
N21	James Madison	W	90-83
N25	at Ohio State	L	57-90
N28	Columbia Union	W	156-91
D1	Army	L	69-71
D4	at South Carolina State	L	88-89
D8	Howard	W	95-59
D10	Apprentice	W	112-96
D20	at William & Mary	W	83-72
D30	at Richmond	L	69-71
J2	at Mercer	W	102-99
J8	Southern Virginia	W	123-85
J12	at Charleston Southern	W-ot	93-91
J14	at Coastal Carolina	W	107-100
J19	UNC Asheville	L-ot	87-90
J23	at Winthrop	L	41-85
J28	Liberty	L	81-87
F2	at High Point	L	71-90
F5	Radford	L	102-108
F9	Coastal Carolina	W	88-83
F11	Charleston Southern	W	109-85
F16	at UNC Asheville	W	97-75
F20	Winthrop	L	70-80
F23	at Radford	L-ot	83-86
F26	at Liberty	W	81-79
M1	High Point	L	88-99
M4	at Liberty*	L	88-103

**2649-2530**  
 I- Air Force Classic in USAFA, Colo.  
 \*- Big South Conference Tournament

**2008-2009**

**Overall Record:** 24-8 **Big South:** 13-5 (2nd)  
**Head Coach:** Duggar Baucom

N14	at Kentucky	W	111-103
N16	at Virginia	L	97-107
N18	Maryland Bible	W	118-72
N20	Stevenson	W	133-72
N24	at Campbell	W	97-92
N29	at Jacksonville State	L	67-95
D3	Winthrop	W	92-74
D6	at UNC Asheville	W	114-105
D9	Campbell	W	88-76
D13	Southern Wesleyan	W	113-94
D21	at Army	W	62-55
D31	Richmond	W	73-70
J3	at Gardner-Webb	W	96-92
J5	at Charleston Southern	W	93-90
J10	Coastal Carolina	W	103-102
J12	Presbyterian	W	90-75
J17	Liberty	L	80-91
J21	at Radford	W	87-72
J24	High Point	W	92-85
J29	Southern Virginia	W	113-92
F2	UNC Asheville	L-ot	95-103
F4	at Winthrop	W-ot	110-106
F7	Gardner-Webb	W	94-88

**2746-2545**  
 \*- Big South Championships at Cameron Hall  
 +- Big South Championships at Conway, S.C.

**2011-12**  
**Overall Record:** 17-16 **Big South:** 8-10 (7th)  
**Head Coach:** Duggar Baucom

N11	vs. The Citadel^	W	103-100
N12	at Air Force^	L	65-75
N15	Alice Lloyd	W	101-74
N19	UMBC	W	84-79
N23	at Ohio State	L	74-107
D1	at Coastal Carolina	L	78-87
D3	at Charleston Southern	L	81-114
D6	at Pitt	L	70-97
D8	Central Penn	W	109-86
D10	Milligan	W	122-73
D12	at Longwood	L	89-110
D22	at Old Dominion	L	73-81
D31	Presbyterian College	W	78-70 (OT)
J2	Gardner-Webb	W	76-72
J5	at UNC Asheville	L	85-94
J7	at Winthrop	L	84-91
J10	Liberty	W	71-57
J14	Radford	W	80-76
J19	High Point	W	88-77
J21	at Campbell	L	73-80
J26	at Radford	W	65-60
F2	UNC Asheville	L	86-89
F4	Winthrop	W	86-79
F9	at Presbyterian College	L	74-94
F11	at Gardner-Webb	L	61-77
F14	at Liberty	L	69-78
F18	William & Mary	W	73-65
F23	Charleston Southern	W	90-81
F25	Coastal Carolina	L	64-81
F27	Radford*	W	55-53
F29	vs. Coastal Carolina+	W	85-68
M1	vs. Winthrop+	W	75-55
M3	at UNC Asheville+	L	64-80

**2631-2660**  
 ^ - All-Military Classic at Cameron Hall  
 + - Big South Championships at Conway, S.C.  
 \*- Big South Championships at Asheville, N.C.

**2012-13**

**Overall Record:** 14-17 **Big South:** 8-8 (2nd-N)  
**Head Coach:** Duggar Baucom

N10	at The Citadel^	L	76-84
N11	vs. Army^	L	74-80
N13	Central Penn College	W	116-81
N15	at Virginia Tech	L	80-95
N21	at Old Dominion	W	76-71
N24	Elon	W	90-81
N28	at West Virginia	L	69-94
D1	Morgan State	L	80-81 (OT)
D3	Virginia - Lynchburg	W	102-61
D8	at Wright State	L	59-92
D22	at George Washington	L	67-76
J2	Shenandoah	W	110-54
J5	at Presbyterian College	W	86-77
J9	Liberty	W	82-69
J12	Winthrop	W	72-54
J16	Campbell	W	76-57
J19	at Coastal Carolina	L	49-72
J23	at High Point	L	69-96
J26	Gardner-Webb	L	49-63
J30	at Radford	W	70-69
F6	at Longwood	W	93-60
F8	UNC Asheville	L	79-90
F13	Radford	L	79-82
F16	at Campbell	L	78-87
F19	High Point	L	67-78
F21	at Charleston Southern	L	69-92
F23	at Marist	L	74-112
F26	at Liberty	W	83-66
M2	Longwood	W	94-80
M7	vs. Longwood+	W	90-86
M9	vs. Charleston Southern+	L	65-71

**2423-2411**  
 ^ - All-Military Classic at Charleston, S.C.  
 +- Big South Championships at Conway, S.C.

**2013-14**  
**Collegelsider.com Tournament Semifinalists**

**Overall Record:** 22-13 **Big South:** 11-5 (2nd-N)  
**Head Coach:** Duggar Baucom

**LETTERWINNERS (1953-2014)****A-A-A-A**

Drew Absher, 2011-14  
Dorian Albritton, 2013  
Fred Allison, 1971-73  
Tim Allmond, 2002-05  
Phillip Anglade, 2013-14  
Robert Ayers, 1965-67

**B-B-B-B**

Juan Banks, 1992-93  
Bernie Banas, 1981  
Zach Batté, 1999, 2002-03  
Curtis Beach, 1967  
Jason Bell, 1997-99  
Willie Bell, 2007-09  
Bob Benninger, 1972-74  
Preston Beverly, 2002-03, 2005-06  
Bill Blair, 1962-64  
Aaron Blosser, 2009  
George Borojevich, 1974-77  
Rodney Brewer, 1971-73  
Brian Brown, 2012-14  
Peyton Brown, 1967-69  
Quinn Brownfield, 2008  
Richard Bruce, 1998-2001  
Ron Burks, 2009-12  
Christian Burton, 2012-14  
Will Bynum, 1974-77  
Charles Byrd, 1954-55  
Howard Byrd, 1996  
Robert Byrd, 1961-63

**C-C-C-C**

Joey Cantafio, 2008-09  
Joe Carr, 2010-13  
Ron Carter, 1975-78  
Jack Castleberry, 2004, 2006-07  
Marty Chadwick, 1991  
Steve Chapin, 1973-75  
Trey Chapman, 2014  
Sean Christiansen, 2005-06  
Denny Clark, 1967-69  
Tim Cole, 2000  
Donald Colwell, 1952-54  
Brent Conley, 1996  
Jason Conley, 2002  
Donald Coombs, 1956  
Jack Cooper, 1965-66  
Chuck Cotton, 1956-59  
William Coupland, 1955-57  
D.J. Covington, 2011-14  
Percy Covington III, 1989-92  
Matt Coward, 2004-05  
Mark Craft, 1988-90  
Marty Cristo, 1979-81  
Mark Current, 1984, 86-87

**D-D-D-D**

Aaron Demory, 1997-2000  
Bob DeVos, 1967-68  
Chris Dinunzio, 1997-98  
Stephen Dorsey, 1985  
Steven Dorsey, 1986, 88-89  
Jim Doyle, 1970-72

**E-E-E-E**

Esau Eatman, 2003  
Weldon Eddins, 1960-62  
Julian Eleby, 2014  
Gay Elmore, 1984-87  
Ot Elmore, 2014  
Jan Essenburg, 1969-71  
Chi Chi Ezekwe, 2004

**F-F-F-F**

Darryl Faulkner, 1994, 1997-98  
Richard Fencel, 1953-54  
Greg Fittz, 1989-91  
Bob Frank, 1972-74  
Richard Fravel, 1960  
James French, 1957  
Mike Frick, 1968

**G-G-G-G**

Keith Gabriel, 2009-12  
Bobby Gardner, 1985-87  
Johnny Garnett, 1975  
Jeff Gausepohl, 1963-65  
Joe Gedro, 1960-62  
Mike Gilbert, 2001, 2003  
Jim Gillespie, 1968-70  
Rodney Glasgow, 2011-14  
Dave Goode, 1957-59  
John Goode, 1978-81  
Jonathan Goodman, 1992-94  
Nick Gore, 2010-13  
Mark Grigsby, 2000  
B. J. Grinage, 1995, 1997  
Lawrence Gullette, 1993-96  
John Gupton, 1965-67  
Tim Gundlach, 1971-73  
Tom Guthrie, 1970-71  
James Guy, 1964

**H-H-H-H**

Norm Halberstadt, 1960-62  
Alan Hansen, 1973  
Jeremy Harper, 2000-01  
Alex Harrington, 1997  
Jack Hartung, 1964-66  
Roy Heddleston, 1970  
Steve Heflin, 1982  
Mike Herndon, 1982-85  
Geoff Hinshelwood, 1979-81  
Craig Hinton, 2014  
Chavis Holmes, 2006-09  
Travis Holmes, 2006-09  
Hunter Houston, 2008-10  
Mike Huffman, 1983-86  
Christian Hunter, 2008

**I-I-I-I**

Walt Ivkovich, 1968-70

**J-J-J-J**

Justin Jarman, 2006  
Dennis Johnson, 1978-81  
Kenny Johnson, 1990-91  
Lester Johnson, 1994-96  
Renard Johnson, 1987  
Warren Johnson, 1994-95  
Bobby Jones, 1992  
Levar Joseph, 2003, 2005  
Carl Josey, 2007-10

**K-K-K-K**

Pat Kelley, 1976-78  
John Kemper, 1966-68  
Gary Kempel, 1962-63  
Austin Kenon, 2008-11  
Karl Klinar, 1952-54  
Ed Kluckowski, 1982-83  
Andy Kolesar, 1978-81  
John Krovic, 1974-77  
Joe Kruszewski, 1964-66  
James Kyle, 1956-57

**L-L-L-L**

Jerry Lawson, 1958-60  
Ralph Lawson, 1956-59  
Gene Lazaroff, 1960-62  
David Lester, 1972-74  
Richard Little, 2001-04  
Kelly Lombard, 1976-78  
Adam Lonon, 2007-10  
James Lowe, 1955

**M-M-M-M**

Gary Mackin, 1981-82  
Charles MacLeod, 1955-57  
Mike Manis, 1968-69  
Tadas Mankevicius, 2003-06  
Eric Mann, 1997-98, 2000-01  
Tim Marshall, 2013-14  
Tyrell Mason, 2014  
Matt Matheny, 1997-99  
Nick Matson, 2007  
Craig McCargo, 2006  
Darrin McDonald, 1986  
John McDowell, 1953-55  
Tommy McHugh, 1983-86  
James McKemie, 1954-55  
Ricky Mears, 1988  
Sam Mielnik, 2004-05  
Lennon Mings, 1987-90  
John Mitchell, 1967-69  
Dave Montgomery, 1975-78  
Marshall Mundy, 1954  
Matt Murrer, 2004-07

**N-N-N-N**

Harlan Niehaus, 1976-77  
Bill Nivison, 1980-81  
Donald Nyman, 1953-56

**O-O-O-O**

Stan Okoye, 2010-13  
Frank Oley, 1958-61  
Larry Osborne, 1995-96

**P-P-P-P**

Wayland Parker, 1972  
John Patrick, 1970  
Jonathan Penn, 1991-93  
Erek Perry, 1991  
Chris Peta, 1982-83  
QJ Peterson, 2014  
Charlie Petzold, 1990-92  
Dusty Pflugner, 2006-07  
Renard Phillips, 1999-2001  
J.T. Piribek, 2007  
Robin Porter, 1965  
Steve Powers, 1966-68  
Daron Pressley, 2001-02  
Lewis Preston, 1990-93  
Bobby Prince, 1993-96  
John Prosser, 1963-65

**Q-Q-Q-Q**

Roy Quinn, 1957-59  
Andre Quarles, 1996, 1999-2000

**R-R-R-R**

Bill Ralph, 1952-54  
Ben Rand, 2002-03  
Gordie Rawlyk, 1973-74  
Greg Ray, 1982  
Jerry Renfro, 1970-72  
Curt Reppart, 1973-76  
Nick Richardson, 1998-2001  
Fred Robinson, 2004-07

Bobby Ross, 1956

**S-S-S-S**

Jeryl Salmond, 1977-79  
Stephen Sargent, 2008-10  
Tom Savage, 1979-81  
Darren Sawyer, 1982-85  
Bill Schafer, 1970  
Charlie Schmaus, 1964-66  
Clarence Scott, 1987  
Ian Sears, 1982-83  
Jim Se fick, 1969-71  
Lee Seibert, 1970-71  
Jim Shanley, 1986  
Radee Skipworth, 2001-04  
Dave Slomski, 1976-77  
Saul Smith, 1976  
Harold Snyder, 1954-55  
Gale Sommers, 1970-71  
George Southard, 1956-59  
Michael Sparks, 2009-12  
Maurice Spencer, 1994-97  
Mike Spinelli, 1995-98  
Sean Spriggs, 1991-94  
Dan Stephens, 1976  
Bill Stephens, 1971  
Gavin Stephenson, 2013

**T-T-T-T**

Thomas Tait, 1953-55  
Bryan Tauog, 1995-97  
Thad Tegtmeyer, 1991  
John Thomas, 1969-70  
Steve Tooker, 1984-85, 87-88  
Aaron Trombley, 1999-2000  
Adam Trombley, 2000  
Charlie Tyler, 1972-74

**U-U-U-U**

Quinton Upshur, 2012

**V-V-V-V**

Mark Vest, 1982

**W-W-W-W**

Steve Wagner, 1977-80  
Frank Walter, 1953-55  
Tom Watjen, 1975  
Bobby Watson, 1962-64  
Jarid Watson, 2012-14  
Jordan Weethee, 2012, 14  
Bob Wentz, 1952-54  
Wayne Whiting, 2009-12  
Robert Williamson, 1955  
Damon Williams, 1987-90  
Ramon Williams, 1987-90  
Reggie Williams, 2005-08  
Cedric Wins, 1982-85  
Bryan Woolsey, 1992-94  
Steve Wolf, 1972-74  
Ralph Wright, 1967

**Y-Y-Y-Y**


Tony Yelverton, 1982  
John Yurachek, 1961-63

# 2014-15 PHOTO ROSTER



**#3 Brian Brown**

5-11 ♦ 185 ♦ G ♦ Sr.  
Kings Mountain, N.C. ♦ Kings Mountain




**#4 Christian Burton**

5-11 ♦ 180 ♦ G ♦ Sr.  
Virginia Beach, Va. ♦ Kellam




**#5 Fred Iruafemi**

6-6 ♦ 205 ♦ F ♦ Fr.  
Raleigh, N.C. ♦ Middle Creek




**#15 Trey Chapman**

6-6 ♦ 205 ♦ F ♦ So.  
Greensboro, N.C. ♦ Wesl. Christian



**#21 Armani Branch**

6-6 ♦ 205 ♦ F ♦ Fr.  
Hampton, Va. ♦ Genesis Acad.




**#22 QJ Peterson**

6-0 ♦ 190 ♦ G ♦ So.  
Hedgesville, W.Va. ♦ Massanutten Mil.




**#23 Tim Marshall**

6-3 ♦ 195 ♦ G ♦ Jr.  
Virginia Beach, Va. ♦ Landstown



**#25 Craig Hinton**

6-7 ♦ 195 ♦ F ♦ So.  
Winston-Salem, N.C. ♦ E. Forsyth




**#32 Phillip Anglade**

6-5 ♦ 210 ♦ F ♦ Jr.  
Long Island, N.Y. ♦ Davidson Day (Va.)



**#34 Jarid Watson**

6-8 ♦ 225 ♦ C ♦ Sr.  
Burtonsville, Md. ♦ Springbrook



**#35 Julian Eleby**

6-3 ♦ 190 ♦ G ♦ So.  
Fayetteville, N.C. ♦ Fork Union



**#40 Jordan Weethee**

6-6 ♦ 210 ♦ F ♦ R-jr.  
Greensboro, N.C. ♦ High Point Christian



**Duggar Baucom**

Head Coach  
10th Season



**Daniel Willis**

Associate Head Coach  
10th Season



**Ben Thompson**

Assistant Coach  
First Season



**Ryan Mattocks**

Assistant Coach  
Third Season