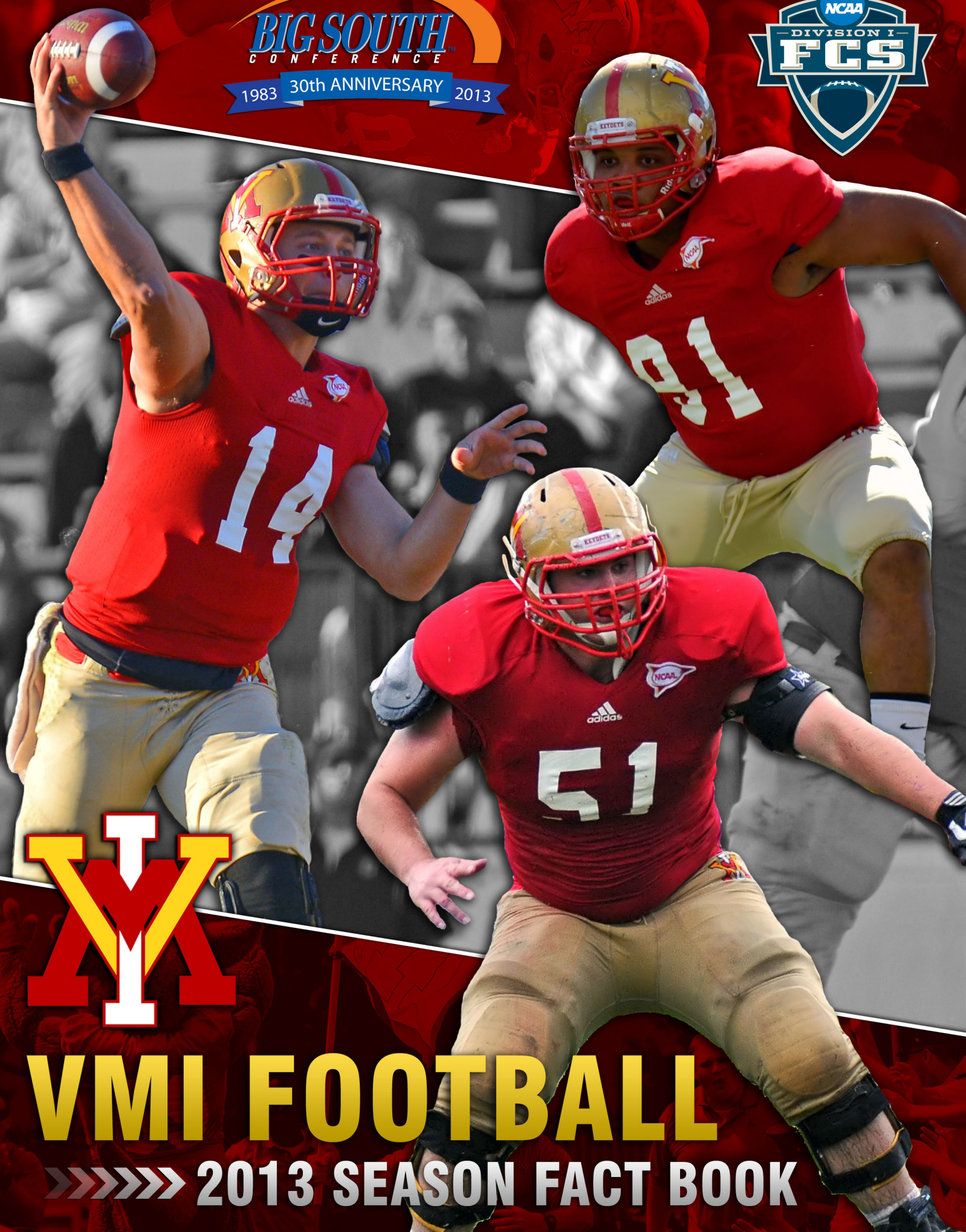


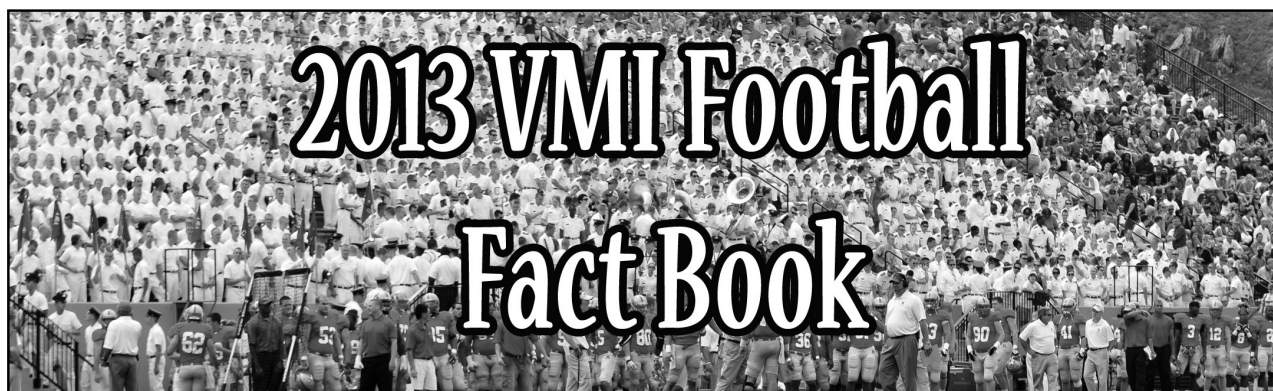
BIG SOUTH
CONFERENCE

1983 30th ANNIVERSARY 2013



VMI FOOTBALL

»»»»» 2013 SEASON FACT BOOK



QUICK FACTS

Name of School	Virginia Military Institute (VMI)
City/Zip	Lexington, Va. 24450
Founded	1839
Enrollment	1,650
Nickname	Keydets
Mascot	Moe (Kangaroo)
School Colors	Red, Yellow & White
Stadium	Alumni Memorial Field at Foster Stadium
Conference	Big South Conference
Superintendent	General J.H. Binford Peay III '62
Athletic Director	Donny White '65
Athletic Department Phone	540-464-7251
Ticket Office Phone	540-464-7266

COACHING STAFF

Head Coach	Sparky Woods (Carson-Newman '76)
Record at VMI	13-42/Sixth Season
Overall Record	76-88-5/16th Season
To Reach Coach	Contact SID
Offensive Coordinator (OL)	Matt Campbell
Defensive Coordinator (OLB)	Greg Harris
Assistant Coach (DL/Chief of Staff)	Don Woods
Assistant Coach (RB)	Greg Shockley
Assistant Coach (TE)	George Handler
Assistant Coach (WR)	Winston October
Assistant Coach (ILB)	Eric Brown
Assistant Coach (CB)	Brad Robbins
Assistant Coach (Secondary/Safeties)	Trent Walker
Strength & Conditioning Coach	Phil Sabatini
Athletic Trainer (Football)	Marco Giuliani

TEAM INFORMATION

2012 Overall Record	2-9
Big South Record/Finish	1-5/6th
Starters Returning/Lost	15/9
Letterwinners Returning/Lost	30/19

ATHLETIC COMMUNICATIONS

Associate A.D./Athletic Communications (FB Contact)	Wade Branner
SID Office Phone	540-464-7253
Home Phone	540-463-5033
Email	brannerwh@vmi.edu
Associate Athletic Communications Director (Secondary FB)	Brad Salois
Assistant Athletic Communications Director	John Stark
Press Box Phone	540-464-7834
Athletic Communications Fax	540-464-7583
Mailing Address	116 Smith Hall; Lexington, Va. 24450
Website	www.VMIKeydets.com
Twitter	@VMISID

The 2013 VMI Football Fact Book is a product of the VMI Athletic Communications Office. The publication has been produced to aid the media in covering VMI football during the 2013 season.

For additional information, the media may contact the Athletic Media Relations Office, 116 Smith Hall, Lexington, VA 24450. The office may also be reached via telephone at (540) 464-7253, or via fax at (540) 464-7583.

Credits: The 2013 VMI Football Fact Book was written and designed by Wade Branner, Associate A.D./Athletic Communications and Brad Salois, Associate Athletic Communications Director, respectively. Assistance by John Stark, with cover design by Joel Balthaser.

Photography: Jeremy Leadbetter, VMI Communications & Marketing, Chuck Steenburgh, B.R. Floyd, Kevin Remington, VMI Archives, Wade Branner and Joel Balthaser.

TABLE OF CONTENTS

Table of Contents/Quick Facts	1
2013 Season Preview	2-3
Head Coach Sparky Woods	4-5
Assistant Coaches.....	6-9
2013 Player Rosters/Depth Chart	10-12
2013 Returning Player Bios.....	13-30
2013 Freshman Bios	31-32
2012 Game Recaps	33-43
2012 Statistics	44-51
Records Versus Opponents.....	52-54
When Was The Last Time?	55
Past All-Conference Honorees	56
Record Book	57-80
Media Information	81
VMI History and Traditions	82-83
Notes	84

2013 Schedule

Aug. 31	at Richmond	6 p.m.
Sept. 7	Glenville State	1:30 p.m.
Sept. 14	North Greenville	1:30 p.m.
Sept. 21	at Virginia	TBA
Sept. 28	Robert Morris	1:30 p.m.
Oct. 12	Charleston Southern*	1:30 p.m.
Oct. 19	at Presbyterian College*	2 p.m.
Oct. 26	at Coastal Carolina*	6 p.m.
Nov. 2	at Liberty* - Liberty Flames Sports TV	3:30 p.m.
Nov. 9	Gardner-Webb* - ESPN3	1:30 p.m.
Nov. 16	at The Citadel	1 p.m.
Nov. 23	Bucknell	1:30 p.m.

* = Big South Conference Game

2013 Season Preview

OFFENSE

Quarterback – The most stable and experienced part of the offense as the position returns capable seniors in Eric Kordenbrock and A.J. Augustine.

A three-year starter at quarterback, Kordenbrock enters the season fourth on the all-time VMI list in passing yards with 4,523 and is second in VMI career completions with 420. He owns nine career 200-yard games which rank third all-time in program history and last year threw for 1972 yards and eight touchdowns.

Augustine has proven to be a worthy backup when called upon as demonstrated last year when he came in midway in the first half against Navy and completed seven of 15 passes for 54 yards including a long of 20. Augustine performed well in his lone '13

for 103 yards against Gardner-Webb including a career-long 80-yarder for a touchdown that was VMI's longest scoring play last year. Rogers caught a pass in all 11 games and had five games of four or more receptions. Rogers heads into camp off a strong spring and caught four passes for 32 yards in the Roanoke scrimmage and had four catches for 100 yards in the final spring scrimmage. Another emerging target is sophomore Sam Patterson who played in 10 games and caught six passes for 61 yards as a true freshman last year. Patterson kept it rolling in spring ball and caught a 60-yard touchdown pass in the Roanoke spring scrimmage and led all receivers with five catches for 133 yards. Junior Deon Watts and redshirt junior Doug Burton will add depth. Watts is a converted running back who will look to make things happen with more touches while Burton has steadily improved each year and will be looking for

rushing for 375 yards on 110 carries and topped the team with four touchdowns and hauled in 25 catches for 301 yards and two receptions and caught a swing pass for 81 yards against The Citadel which was VMI's longest play from scrimmage during the year. Redshirt sophomore Derrick Ziglar was slowed by a hamstring injury in spring ball, but should be back in form to resume his after a promising first year on the field. Ziglar rushed for 239 yards which was second most on the team and caught 18 passes for 116 yards and started at running back against The Citadel when he rushed for a season-high 51 yards on 11 carries. Sophomore Cody Shirley who lettered as a true freshman, returns to add depth to the backfield and redshirt freshman linebacker Bradley Lipscomb was moved to tailback late in spring drills and was the second leading rusher in the final spring scrimmage.



Eric Kordenbrock

spring scrimmage and completed seven of nine passes for 77 yards including a 16-yard touchdown in the Roanoke workout.

Receivers – The group returns five tested veterans including leading returning receiver James Rogers who has developed into a big-play performer throughout his VMI career. Rogers the team in receptions (32) and receiving yards (320) and caught five passes



James Rogers

more opportunities in 2013.

Redshirt senior Mario Thompson is a returning three-year letterman at tight end who has all-conference capability and should once again be an important part of the Keydet offense.

Running Backs – The backfield returns its top two performers of last season including junior Jabari Turner who led the team in rushing last season and was second on the team in catches and receiving yards. Turner

Offensive Line – A corps of four players with starting experience return to the offensive line this fall giving the unit a cohesive look. Heading the group is preseason All-Big South selection Will Lucas who successfully made the transition to the interior line full-time at center after playing two years at tight end. Lucas played the most snaps of any offensive lineman last year and was a consistent performer on a unit that underwent personnel changes throughout the 2012 year. Lucas started 10 consecutive games at center after playing both reserve center and guard in the season opener. Redshirt junior Andy Marcotte is a returning starter at right tackle and he'll be joined on the right side of the line by guard Nate Murray. Flanking Lucas on the left side at tackle could be junior Emmanuel Cooper, a converted defensive lineman who made five starts at the end of last season. Redshirt senior Patrick Goulden has had knee injury issues in the past, but has starting experience and could contribute as well this campaign.



Jabari Turner

DEFENSE

Defensive Line – One of the strongest position groups each year, the line must replace graduate All-Big South selection Charlie Jones and veteran Shawn Chapman, but an ample group of talent and experience returns. Redshirt senior defensive end Justin Smith heads the group and will contend for all-conference honors. Smith led Big South linemen in tackles in 2012 with 61 stops including 33 solo hits and 28 assists and had 7.5 tackles for loss for 23 yards and 2.5 sacks for 10 yards. Smith will be joined by redshirt junior John Washington, who will likely start at left end and has developed into an explosive playmaker on the defensive line as demonstrated by his 70-yard touchdown fumble return against CSU last year. Washington has put in superb strength and conditioning each year which has elevated his play. Others to watch are redshirt junior and letterman Connor Mays, and redshirt freshman Joe Nelson and Joe de Wolff.

Outside Linebackers – Two performers with five combined years of starting experience return to headline the position group. Three-year letterman Chris Harper missed spring ball because of shoulder surgery but should be ready to go when fall camp opens. Harper played in all 11 games and

made 11 starts at outside linebacker and ranked seventh on the team in tackles with 59 total (26 solos, 33 assists) and also logged a season-high nine tackles against The Citadel. Staib was slowed in spring by a thumb injury, but last year was tied for third on the team in tackles with 73 tackles on 34 solos and 39 assists and tied for second on the team in tackles for loss with 7.5 for 19 yards and recovered two fumbles (Navy, Chowan) to co-lead the defense. Redshirt senior Tyler Owens and redshirt junior Tyler Owens will provide depth.

Inside Linebackers – Both starting inside linebackers return in redshirt senior



Justin Smith

Weston Reber and redshirt junior Ty Garvin. Reber could contend for all-conference recognition and is a returning two-year starter after leading the VMI defense in tackles in 2012 with 87 tackles. Reber also ranked fourth overall in the Big South in tackles per game with 7.9 and posted double-digit tackle games in three games. Garvin started all 11 games at inside linebacker in his debut season as a starter and finished fifth on the team in tackles with 66 stops. Junior letterman Miller Williams and sophomore Caleb Lindsey, who saw some action as a true freshman last year, return to provide depth at inside linebacker.

Secondary – The group must come together quickly as only two returning starters, senior corner Mike Smith and junior James Fruehan, are on the two-deep depth chart. Smith is a returning three-year starter and led the team in interceptions with three in 2012 while Fruehan finished second on the team in tackles with 76 including 54 solo stops which topped led the Keydet defensive charts. Other leading candidates to fill the other starting roles are junior Calen Furlow at strong safety, redshirt freshman Damian Jones at corner-back, and sophomore Alex James at free safety. Depth in the backfield will come from sophomore Doug Moore (corner), redshirt freshman Alex Keys (strong safety), redshirt freshman Eric Johnson (free safety), and redshirt sophomore Brendon Bock.

Specialists - Punter David Eberhardt returns to handle the punting duties. Eberhardt was the punter for all 11 games and finished with 63 punts for a 38.2 average and posted season longs of 54 yards in both the first two games of the season. Graduated placekicker Jeff Sexton leaves that spot open, but that is expected to be filled quickly by true freshman Dillion Christopher who brings impressive credentials from the high school level.



James Fruehan

Head Coach Sparky Woods



Sparky Woods
Sixth Season

Sparky Woods enters his sixth season as head coach of the VMI football program, and continues to make his mark throughout the program by implementing the philosophy and knowledge attained over an impressive coaching career.

No stranger to building successful programs, Woods brings a wealth of football coaching experience at the highest level to the Keydets. His outlook and approach to the game mesh perfectly with the Institute's mission of produc-

ing outstanding individuals in society. Nowhere is this more evident than in the retention rate of recruits since Woods arrived on Post.

Woods became the 30th head football coach in the Institute's 117-year history on February 12, 2008, bringing 10 years of head coaching experience at both the FBS (I-A) level and FCS (I-AA) level, including four years at South Carolina and five seasons at Appalachian State.

"I was very optimistic when we hired Sparky Woods because he had been successful as a head college football coach," said VMI Athletic Director Donny White. "I am even more optimistic now that I have seen him work at VMI. First of all, he has great

character and he is a good fit here. I am impressed not only with his football experiences and knowledge of the game, but for his attention to detail, practice and game management, as well as his strong leadership."

"I was very optimistic when we hired Sparky Woods because he had been successful as a head college football coach. I am impressed not only with his football experiences and knowledge of the game, but for his attention to detail, practice and game management, as well as his strong leadership."

-VMI Athletic Director Donny White

Woods, 58, returned to the FCS (I-AA) ranks where he produced a successful run as head coach of Appalachian State for five seasons from 1984 through 1988. Woods guided the Mountaineers to a 38-19-2 mark

and two Southern Conference titles (1986, 1987) and two I-AA playoff appearances. Over the two-year span in '86-'87, Appalachian State posted a perfect 13-0 conference mark.

The Southern Conference tabbed Woods as Coach of the Year for three consecutive years (1985-87) and he was also named Kodak Region II Coach of the Year in 1986. As a head coach overall, Woods holds a 67-53-5 mark.

Prior to accepting the VMI position, Woods served as running backs coach at Alabama from 2003 through 2006. While in Tuscaloosa, Woods coached Tide running back Kenneth Darby to two consecutive 1,000 yard seasons and also mentored Shaud





Williams, who led the SEC in rushing yardage in 2003 and was a semifinalist for the Doak Walker award. The Tide also led the SEC in rushing for three consecutive seasons (2003, 2004, 2005).

Woods was also head coach at South Carolina from 1989-93, and later served as offensive coordinator and quarterbacks coach at Memphis (1995-96), Virginia (1997-98), and Mississippi State (1999-02). At Virginia, Woods tutored NFL QB Aaron Brooks, who finished as the school's third all-time leading passer (5,118 yds.) and second all-time leader in passing TD's (33). While at MSU, Woods coached MSU's all-time passing leader, Wayne Madkin, and help establish record-setting offenses for the Bulldogs.

As an assistant coach, Woods participated in five bowl games; the 2006 Cotton Bowl, 2004 Music City Bowl, 2000 Independence Bowl, 1999 Peach Bowl, and 1998 Peach Bowl. In 1994, Woods served as an offensive assistant for the New York Jets.

Woods is a 1976 graduate of Carson-Newman and began his coaching career at Tennessee later that year. In 1977, he moved to Kansas before serving one year as defensive backs coach at North Alabama in 1978. From 1979-82 he coached at Iowa State, handling the receivers, before joining Appalachian State in 1983 as offensive coordinator, quarterbacks, and running backs coach under Mack Brown. One year later, Woods was named head coach at Appalachian State.

Woods and his wife, Jean Ann, reside in Lexington and have two children, a son, Casey who on the Auburn football staff, and a daughter, Emily who recently received her Masters degree from the University of Alabama.

The Woods File

COACHING CAREER:

Yr.	Team	Record	Coaching Role	Postseason
1976	Tennessee	6-5	Assistant Coach	
1977	Kansas	3-7-1	Assistant Coach	
1978	North Alabama	7-2-1	Assistant Coach	
1979	Iowa State	3-8	Assistant Coach	
1980	Iowa State	6-5	Assistant Coach	
1981	Iowa State	5-5-1	Assistant Coach	
1982	Iowa State	4-6-2	Assistant Coach	
1983	Appalachian State	6-5	Assistant Coach	
1984	Appalachian State	4-7	Head Coach	
1985	Appalachian State	8-3	Head Coach	
1986	Appalachian State	9-2-1	Head Coach	I-AA Playoffs (SoCon Champs)
1987	Appalachian State	11-3	Head Coach	I-AA Semifinals (SoCon Champs)
1988	Appalachian State	6-4-1	Head Coach	
1989	South Carolina	6-4-1	Head Coach	
1990	South Carolina	6-5	Head Coach	
1991	South Carolina	3-6-2	Head Coach	
1992	South Carolina	5-6	Head Coach	
1993	South Carolina	5-6	Head Coach	
1994	New York Jets	6-10	Assistant Coach	
1995	Memphis	3-8	Offensive Coord.	
1996	Memphis	4-7	Offensive Coord.	
1997	Virginia	7-4	Offensive Coord.	
1998	Virginia	9-3	Offensive Coord.	Peach Bowl
1999	Mississippi State	10-2	Offensive Coord.	Peach Bowl Champs
2000	Mississippi State	8-4	Offensive Coord.	Independence Bowl Champs
2001	Mississippi State	3-8	Offensive Coord.	
2002	Mississippi State	3-9	Offensive Coord.	
2003	Alabama	4-9	Assistant Coach	
2004	Alabama	6-6	Assistant Coach	Music City Bowl
2005	Alabama	10-2	Assistant Coach	Cotton Bowl Champs
2006	Alabama	6-7	Assistant Coach	Insight Bowl
2008	VMI	4-7	Head Coach	
2009	VMI	2-9	Head Coach	
2010	VMI	3-8	Head Coach	
2011	VMI	2-9	Head Coach	
2012	VMI	2-9	Head Coach	
		76-88-5	Career Head Coaching Record (15 seasons)	

COACHING HONORS:

1985 Southern Conference Coach of the Year
 1986 Southern Conference Coach of the Year
 1986 Kodak Region II Coach of the Year
 1987 Southern Conference Coach of the Year

PLAYING CAREER:

Carson-Newman College 1973-76
 Quarterback and Defensive Back

PERSONAL:

Born: December 20, 1953, Oneida, Tenn.

Family: Wife - Jean Ann; Son - Casey; Daughter - Emily



Assistant Coaches

Eric Brown

- ◆ South Carolina '93
- ◆ Third Season
- ◆ Inside Linebackers



Eric Brown enters his third season coaching the Keydet inside linebackers and brings a vast amount of experience on the defensive side of the ball to Post.

Brown, who played for head coach Sparky Woods at the University of South Carolina, rejoined his former mentor in December of 2010, becoming the second former USC player to rejoin Coach Woods as an assistant on the VMI football staff. Brown immediately worked extensively with the Keydet inside linebackers during spring drills helping to development personnel and depth for the 3-4 alignment.

Brown came to VMI after serving one season as defensive backs coach and special teams coordinator for Johnson C. Smith University in Charlotte, N.C.

Brown earlier spent three years at Livingston College in Salisbury, N.C. He served as assistant head coach and defensive coordinator in 2007 and 2008, while adding the title of interim head coach and recruiting coordinator in 2009. His 2008 Livingstone defense averaged 2.5 turnovers per game.

In 2006, Brown was the Methodist University (Fayetteville, N.C.) running backs coach for one season and headed recruiting efforts in North Carolina, Maryland, Florida, and South Carolina. He also was the equipment and facilities coordinator while at Methodist.

Brown began his college coaching career at Edward Water College in Jacksonville, Fla., where he was defensive line coach, interim defensive coordinator, and special teams coordinator during the 2004 and 2005 seasons. His special teams accounted for 15 blocked kicks versus opponents punt and field goal units during the 2005 season.

Brown was named high school state defensive player of the year in his native state of Maryland in 1989 and went on to start four years at inside linebacker for the Gamecocks under Coach Woods.



Matt Campbell

- ◆ USC Beaufort
- ◆ Fourth Season
- ◆ Off. Coord./Off. Line



Matt Campbell begins his fourth season at VMI, continuing to coach the Keydet offensive line and serve as offensive coordinator.

Campbell was a main figure in the installation of VMI's current pro-style offense, a set implemented prior to the 2010 season. He brings a wealth of football experience to VMI including eight years as a player in the NFL professional ranks. Campbell also played for Coach Woods and was a teammate of Eric Brown at the University of South Carolina in the early 90's.

After playing tight end for the Gamecocks from 1990-93, Campbell was invited to participate in the Senior Bowl and attended the NFL combine. Campbell then embarked on his NFL career which began with the New Orleans Saints and then on to the Carolina Panthers where he was one of the original players in the expansion franchise's initial season in 1995. Campbell signed as a free agent as a tight end with the Panthers and played in 10 games and started two contests in the 1995 debut season, then moved to offensive line in 1996 and played in 59 games and started 56 as an offensive guard or tackle through the 2001 season. He was named the Panthers Offensive Player of the Game five times while at Carolina.

Campbell closed out his professional football career with stints with the Washington Redskins and Houston Texans. Campbell served as offensive line coach and coordinator and Bluffton High School in Bluffton, South Carolina and coached for three seasons. He also helped start the athletics program at Cross Episcopal School and served as its athletic director from 2005 to 2007.

A native of North Augusta, South Carolina, Campbell has also launched two successful business ventures including a high definition video equipment leasing company which he still owns. Campbell received his undergraduate degree in human services from the University of South Carolina-Beaufort.

Campbell and his wife, Jeanene have four children - Hunter (15), Madelyn (13), Jacob (10), and Matt (6).



George Handler

- ◆ VMI '09
- ◆ Fourth Season
- ◆ Tight Ends



George Handler, who graduated from VMI in 2009 and was an all-conference lineman for the Keydets, will serve as the VMI tight ends coach for the fourth season.

Handler was selected first team All-Big South in 2009 after the Keydets led the nation (FCS) in rushing for the second straight year and the Big South for the fourth consecutive year.

In 2008, Handler was second among all down linemen in knockdowns with 49.

Handler was a four-year starter who played every position on the offensive line and made 41 consecutive career starts. He was also selected 2008 Second Team All-Big South and 2009 Preseason All-Big South selection at offensive line.

Handler graduated from VMI in December, 2009 with a degree in Mechanical Engineering. He was named to the 2008-09 Big South Presidential Honor Roll.

Handler is a native of Quinton, Va. He and his wife, Megan, were married in June.



Greg Harris

- ◆ VMI '96
- ◆ Seventh Season
- ◆ Def. Coordinator/OLB



Greg Harris will assume defensive coordinator duties in 2013 while continuing his assistant coach position responsibilities at outside linebacker. Harris is entering his seventh year on the VMI staff and took on his new duties as defensive coordinator in February, 2013.


One of two VMI alumni on the current football coaching staff, Harris during his tenure helped coach former VMI standout Tommy Lloyd to first-team all-conference and second-team all-VaSID honors following the 2007 season.

A class of 1996 graduate of VMI with a B.A. in Business and Economics, Harris was a four-year letterman and three-year starter with the Keydets and had the reputation as one of the team's best blockers in Coach Bill Stewart's two-tight end alignment that helped running back Thomas Haskins set a new Division I-AA career rushing mark.

As a receiver, Harris was equally effective, as he caught 47 passes for 431 yards and three touchdowns during his Keydet career. He served as a team captain for the 1996 season and was a Dean's List Student.

After graduation, Harris went into private business for six years, earning a Mark of Excellence Award while working for Hughes Supply, Inc.

Harris and his wife, the former Lorrie Clark, have two children, a son, Dakota, and a daughter, Madelyn.



Winston October

- ◆ Richmond '99
- ◆ Seventh Season
- ◆ Wide Receivers



Winston October begins his seventh season on the VMI staff and has developed Keydet players as wide receivers coach since 2009 and has also played an integral part with VMI return specialists. October joined the Keydet coaching staff in the summer of 2007 and spent his first two years at VMI as a secondary coach. He became wide receivers coach prior to the 2009 season and has helped produce three All-Big South performers under his supervision.

Since becoming wide receivers coach, October has helped Keydet players attain impressive numbers in the passing game. In 2012, four VMI wide receivers had 20 or more receptions including James Rogers and Stefawn Ross. In 2011, October helped develop All-Big South receiver Tracy Hairston who also led the Big South in kick return yardage with 965 yards which stands as the second most in VMI history and was the third most in Big South history. Punt returners under October led the Big South in 2011 (12.7) and All-Big South returner Michael Rainey-Wiles led the Big South in punt return average (12.3) in 2010.

October also worked closely with All-Big South returner Tim Maypray who led the Big South in with a school record kick 972 return yards in 2009 and also paced the Big South in punt return averaged with a 12.9 mark.

October, a four-time All-Atlantic 10 defensive back selection during his playing days at the University of Richmond, served as team captain during the Spiders' Atlantic 10 championship season in 1998 and was named All-America by The Sports Network. Upon graduating in 1999 with a B.A. in Communications, October went on to the professional football ranks, playing first with the Montreal Alouettes of the Canadian Football League for four seasons, including a pair with VMI alumnus and rushing record holder Thomas Haskins.

After a brief stint with the Washington Redskins in 2001, October returned to the CFL to play in 70 games for the Edmonton Eskimos through the 2004 season. An active participant in community service, October has volunteered his time for Special Olympics, Habitat for Humanity, Boys and Girls Clubs and youth reading programs. October is married to the former Andrea Bowe.



Brad Robbins

- ◆ UVA Wise '10
- ◆ First Season
- ◆ Cornerbacks



Brad Robbins begins his first year on the VMI staff and will handle the Keydet cornerbacks. Robbins joined the Keydets prior to the opening of spring drills and worked with his position players throughout the past spring semester.

Robbins spent the past two seasons at Virginia where he handled various coaching responsibilities. He worked closely with the Cavalier linebackers and safeties in 2012 and assisted with the defensive line in 2011. Robbins was also instrumental with organizing the scout team and coached various special teams drills. Some of the UVA players Robbins worked with included first team All-ACC selection Steve Greer and San Francisco 49er defensive end Cam Johnson.

Robbins also served as assistant recruiting coordinator for Virginia following the 2010 season before assuming his on-field responsibilities.

Robbins was a four-year letterwinner in football and baseball at UVA-Wise where he graduated in 2010. He was named first team All-Mid South Conference his senior year after throwing for over 3,000 yards and 22 touchdowns. In baseball, Robbins was named 2010 NAIA Second Team All-American as a designated hitter and was a three-time All-Appalachian honoree.

As a high school standout at Powell Valley, Robbins threw for 6,076 yards career yards and 69 touchdowns, including a 556-yard performance against Clintwood during his senior season which stands as the second-highest single game passing total in VHSL history.

While coaching at Virginia, Robbins earned a M.Ed in Student Affairs Practice in Higher Education in May, 2013. Robbins and his wife, Terri Brooke, live in Buena Vista.



Greg Shockley

- ◆ Virginia Tech '99
- ◆ Ninth Season
- ◆ Running Backs



Greg Shockley is now in his ninth season, and has served dual roles for the VMI staff during his time at the Institute. Shockley has coached both wide receivers and running backs at VMI, and also currently serves as the program's recruiting coordinator.

Shockley came to VMI from William & Mary, where he coached tight ends during the Tribe's successful 2004 campaign. William & Mary posted an 11-3 mark and reached the semifinals of the I-AA playoffs before falling to eventual champion James Madison. The Tribe also won the Atlantic 10 Conference championship in 2004.

Shockley began his coaching career under Frank Beamer at Virginia Tech where he was also a player before assuming graduate assistant duties on the Hokie staff. At Tech, Shockley was an offensive assistant and worked primarily with the offensive lines and tight ends. The Hokies went to bowls each of the three seasons Shockley served on the staff.

A Blacksburg, Va. native and 1999 graduate of Virginia Tech, Shockley was a quarterback and wide receiver for the Hokie squads that won three Big East championships during his playing days. In 1999, he was awarded the John William Schneider Award, given to the Tech player who excels in athletics, scholarship and leadership.

Shockley is married to the former Cheryl Denny, who teaches and coaches volleyball and softball at Lord Botetourt High School. The couple now lives in Lexington, Va.

Trent Walker

- ◆ Auburn '09
- ◆ Third Season
- ◆ Secondary/Safeties



Trent Walker begins his third season on the VMI staff, as he will continue to assist in coaching the secondary, while working closely with the safeties.

Walker came to VMI from Auburn University where he served three years in various capacities. During the Tigers BCS title run in 2010, Walker

served as a defensive quality control coach and worked under the direction of defensive coordinator Ted Roof while concentrating his efforts on assisting with the Auburn cornerbacks and specific game-planning efforts during each week. He also helped in the development of the Auburn walk-on program by working to build a deeper, more talented program.

Walker also worked the previous two seasons as a defensive student assistant at Auburn while working on a Bachelor of Science in Civil Engineering which he received in August 2010. He worked on the defensive side of the ball where he assisted with the safeties, scouting reports, film breakdowns, and directed the offensive scout team.

While at Auburn, Walker participated as a staff member in the 2011 Tostitos BCS National Championship Game, the 2010 SEC Championship Game, and the 2010 Outback Bowl - all victories by Auburn.

Walker is well familiar with the environment of the military college as he attended the U.S. Air Force Academy for two years before transferring to The Plains.

Walker began his coaching career at the high school level in 2007 where he was an assistant coach handling defensive backs and wide receivers at Guntersville High School in Guntersville, Ala. He is originally from Cullman, Ala., where he attended Cullman High School.

Don Woods

- ◆ Tennessee Tech '69
- ◆ Sixth Season
- ◆ Chief of Staff/DL



Don Woods enters his sixth year on his younger brother's coaching staff, and once again will act as chief of staff and defensive line coach for the Keydets.

He brought to the Keydets an impressive coaching career in the high school

ranks, one which spanned 38 years in two states with an overall 247-96 career mark. Woods served as head football coach at Morristown-Hamblen High School West in Morristown, Tenn., and built the program into a perennial power, attaining five undefeated regular seasons, four state semifinal appearances, and a championship game appearance in 2003.

Woods was named A.F. Bridges Coach of the Year in 2005 and was also tabbed Five Rivers Coach of the Year in 2003 and 2005 and Northeast Coach of the Year and State Runner-Up Coach's Award in 2003. Woods was also selected IMAC Conference Coach of the Year four times, and was 2001 All-East Tennessee State Coach of the Year. He also coached in the Tennessee State All-Star in 2001, 2006, and as a head coach in 2007.

Don Woods also served as head coach of Hartselle High School in Hartselle, Alabama from 1980 through 1997 and was named Decatur Daily Area Coach of the Year five times.

Woods is a 1969 graduate of Tennessee Tech and holds a Masters of Arts in Education and Secondary Education from the University of Alabama-Birmingham. Woods and his wife, Nancy, have a son Dennis, a daughter-in-law Jaymie, a grandson Dillon (5), a daughter Anna Barnes, a son-in-law Brian Barnes and a newborn grandson, Jamison.



Phil Sabatini

- ◆ Ohio '05
- ◆ Seventh Season
- ◆ Strength and Conditioning





Phil Sabatini begins his seventh season as the strength and conditioning coach for football at VMI.

Sabatini came to the Institute after working for two seasons in professional baseball while completing


work on a master's degree. He was employed for two years in the Chicago Cubs organization, from 2005-06, serving both in the club's spring training complex and as strength coach for the 2006 Peoria Chiefs.

A 2005 graduate of Ohio University with a degree in Physical Education, Sabatini also holds a Masters in Coaching Education, with an emphasis on strength and conditioning, from Ohio. He served as a graduate assistant strength and conditioning coach at Ohio while working on that Masters Degree.

A native of Pittsburgh, Pa., Sabatini, 29, was a four-year member of the Ohio baseball team as a catcher and outfielder. He is a member of the National Strength and Conditioning Association, and is CSCS-certified as a strength and conditioning specialist by the NSCA. He is also a member of the USA Weightlifting organization, and is a nationally-competitive weightlifter who finished fourth in the U.S. Olympic Trials in 2012. He is a three-time member of the U.S. Weightlifting Team, a former national champion (2010), American Open champion (2009) and fourth-place finisher at the Pan-Am Championships.



The VMI Coaching Staff in Action



2013 VMI Football Fact Book

Alphabetical Roster

12	Hayden Alford, QB
54	Darnell Ashton, LB
17	A.J. Augustine, QB
53	Troy Barden, LB
98	Scott Beasley, PK
34	Brendon Bock, DB
72	Noah Bryson, DL
18	Doug Burton, WR
4	John Burton, QB
27	Dillon Christopher, PK
94	Amon-Ra Clay, LB
8	Al Cobb, QB
42	Bronson Cocke, OLB
70	Emmanuel Cooper, OL
59	Chris Copeland, OLB
90	Robert de Wolff, DL
62	Patrick Doucette, OL
76	Brandon Dukeman, OL
36	David Eberhardt, P
56	Brian Ellis, LB
6	Dane Forlines, WR
44	Ryan Francis, DB
35	Scott Frazier, DB
9	James Fruehan, DB
3	Caleb Furlow, DB
88	J.C. Garvin, TE
33	Ty Garvin, LB
74	Patrick Goulden, OL
43	Tucker Hague, P
46	Bradley Hann, TE
86	Chris Harper, OLB
31	Travis Hawkins, OLB
92	Walker Hays, DL
60	Eric Hess, DL
67	Seth Hinton, PK
64	Stephen Hupp, DL
30	William Hyman, OLB
81	Chad Jacob, TE
20	Alex James, DB
11	Darrian Johnson, WR
1	Eric Johnson, DB
7	Damian Jones, DB
29	Zach Jones, WR
25	Alex Keys, DB
95	James King, DL
69	Joe Kluckowski, OL
14	Eric Kordenbrock, QB
58	Grayson Larus, OLB

Numerical Roster

No	Player	Cl.	Pos.	Ht.	Wt.	Hometown/High School (Previous)
1	Eric Johnson	R-Fr.	DB	5-8	185	Norfolk, Va./Maury
2	Deon Watts	Jr.	WR	5-11	197	Powhatan, Va./Blessed Sacrament Huguenot
3	Caleb Furlow	Jr.	DB	6-2	200	Silver Spring, Md./Montgomery Blair
4	John Burton	R-Fr.	QB	6-2	190	Apex, N.C./Cardinal Gibbons
5	Calvin Michie	Fr.	WR	6-2	190	Woodbridge, Va./Forest Park
6	Dane Forlines	Fr.	WR	5-9	180	Richmond, Va./Mills Godwin
7	Damian Jones	R-Fr.	DB	6-1	190	Richmond, Va./Hermitage
8	Al Cobb	Fr.	QB	6-3	187	Pulaski, Tenn./Giles County
9	James Fruehan	Jr.	DB	5-10	187	Clarks Summit, Pa./Abington Heights
11	Darrian Johnson	R-Fr.	WR	5-7	175	Fredericksburg, Va./Stafford
12	Hayden Alford	R-Fr.	QB	6-3	190	Dyersburg, Tenn./Dyersburg
13	Ryan Swingle	Fr.	QB	6-3	215	Haymarket, Va./Battlefield
14	Eric Kordenbrock	Sr.	QB	6-4	220	Gibsonia, Pa./Pine-Richland
15	James Rogers	R-Jr.	WR	5-11	190	Midland, Va./Liberty
16	Mike Smith	Sr.	DB	5-9	176	Mims, Fla./Astronaut
17	A.J. Augustine	R-Sr.	QB	6-3	208	St. Petersburg, Fla./Admiral Farragut
18	Doug Burton	R-Jr.	WR	6-1	195	Apex, N.C./Cardinal Gibbons
19	Doug Moore	So.	DB	5-10	190	Washington, D.C./Friendship Collegiate
20	Alex James	So.	DB	5-11	190	Stockbridge, Ga./Woodland
21	Jabari Turner	Jr.	RB	6-0	210	Wakefield, Va./Sussex Central
22	Taylor Stout	Fr.	RB	5-11	180	Midlothian, Va./Midlothian
23	Cody Shirley	So.	RB	5-10	205	Knoxville, Tenn./Knoxville Catholic
24	Chap Michie	So.	DB	6-3	187	Richmond, Va./Douglas Freeman
25	Alex Keys	R-Fr.	DB	5-10	185	Rocky Mount, Va./Franklin Co.
26	Bradley Lipscomb	R-Fr.	RB	6-0	217	Yanceyville, N.C./Yanceyville
27	Dillon Christopher	Fr.	PK	6-2	175	Newport News, Va./Menchville
28	Tyler Owens	R-Jr.	OLB	6-1	220	Douglasville, Ga./Lithia Springs
29	Zach Jones	R-So.	WR	5-10	180	Lynchburg, Va./Virginia Episcopal
30	William Hyman	R-Sr.	OLB	6-2	235	Charleston, S.C./Porter-Gaud
31	Travis Hawkins	R-So.	OLB	6-2	210	Chesapeake, Va./Western Branch
32	Jon Strozyk	Fr.	DB	6-0	170	Knoxville, Tenn./Powell
33	Ty Garvin	R-Jr.	LB	6-3	215	Kingsport, Tenn./Sullivan South
34	Brendon Bock	R-So.	DB	6-0	180	Encinitas, Calif./La Costa Canyon
35	Scott Frazier	Fr.	DB	6-0	184	Williamsburg, Va./Bruton
36	David Eberhardt	R-Sr.	P	5-10	230	Chesapeake, Va./Grassfield
37	Dakota Nicely	R-So.	LB	6-1	230	Clifton Forge, Va./Alleghany
38	Alijah Robinson	Fr.	DB	6-0	185	Waldorf, Md./North Point
39	Derrick Ziglar	R-So.	RB	5-9	230	Martinsville, Va./Martinsville
40	Hunter Marshall	Fr.	RB	5-10	184	Radford, Va./Radford
41	Logan Staib	R-Jr.	OLB	6-1	241	Midlothian, Va./Monacan
42	Bronson Cocke	R-Jr.	OLB	6-1	214	Gretna, Va./Gretna
43	Tucker Hague	Fr.	P	6-1	171	Virginia Beach, Va./First Colonial
44	Ryan Francis	Fr.	DB	6-0	190	Knoxville, Tenn./West
45	Miller Williams	Jr.	LB	6-1	220	Mountain Brook, Ala./Mountain Brook
46	Bradley Hann	R-Fr.	TE	6-2	235	Springfield, Va./Robert E. Lee
47	Caleb Lindsey	So.	LB	6-1	220	Ashburn, Va./Broad Run
48	Jack Wilkins	Fr.	WR	5-8	165	Jane Lew, W.Va./South Harrison
49	Tyler Zane	R-Fr.	WR	6-3	190	Burke, Va./Fairfax
50	Patrick Sexton	R-Sr.	LS	6-5	215	Virginia Beach, Va./Tallwood

2013 VMI Football Fact Book

Alphabetical Roster

47 Caleb Lindsey, LB
 26 Bradley Lipscomb, RB
 51 Will Lucas, OL
 96 Seth Mallory, Fr.
 55 Mike Maloney, OL
 75 Andy Marcotte, OL
 40 Hunter Marshall, RB
 84 Conner Mays, DE
 5 Calvin Michie, WR
 24 Chap Michie, So.
 73 Connor Mildrum, DL
 61 Stephen Miller, OL
 65 Matt Milner, OL
 19 Doug Moore, DB
 63 Nate Murray, OL
 99 Joe Nelson, DL
 37 Dakota Nicely, LB
 82 Matthew Nicholson, WR
 28 Tyler Owens, OLB
 80 Samuel Patterson, WR
 52 Tommy Payne, OL
 57 Weston Reber, LB
 78 Chad Reed, OL
 38 Alijah Robinson, DB
 15 James Rogers, WR
 66 Iyan Roseborough, OL
 85 Aaron Sanders, WR
 50 Patrick Sexton, LS
 23 Cody Shirley, RB
 91 Justin Smith, DL
 16 Mike Smith, DB
 41 Logan Staib, OLB
 22 Taylor Stout, RB
 32 Jon Strozyk, DB
 13 Ryan Swingle, QB
 83 Alec Thompson, WR
 87 Mario Thompson, TE
 21 Jabari Turner, RB
 71 Jordan Veal, OL
 97 John Washington, DE
 2 Deon Watts, WR
 48 Jack Wilkins, WR
 45 Miller Williams, LB
 49 Tyler Zane, WR
 39 Derrick Ziglar, RB

Numerical Roster

No	Player	Cl.	Pos.	Ht.	Wt.	Hometown/High School (Previous)
51	Will Lucas	Sr.	OL	6-2	260	Hartsville, S.C. /Hartsville
52	Tommy Payne	R-So.	OL	6-3	295	Louisa, Va. /Louisa
53	Troy Barden	Fr.	LB	5-11	225	Chesterfield, Va./ Cosby
54	Darnell Ashton	Fr.	LB	6-2	215	Olyphant, Pa./Valley View
55	Mike Maloney	R-Jr.	OL	6-1	253	Yorktown, Va. /Grafton
56	Brian Ellis	R-Fr.	LB	6-1	210	Moneta, Va./Staunton River
57	Weston Reber	R-Sr.	LB	6-3	235	Huntersville, N.C. /Hopewell
58	Grayson Larus	Fr.	OLB	6-1	212	Midlothian, Va./Midlothian
59	Chris Copeland	R-So.	OLB	6-2	215	Hampton, Va. /Bethel
60	Eric Hess	Fr.	DL	6-2	225	Glen Allen, Va./Deep Run
61	Stephen Miller	Fr.	OL	6-2	260	Brentwood, Tenn./ Brentwood Academy
62	Patrick Doucette	Fr.	OL	6-1	285	Knoxville, Tenn./ Farragut
63	Nate Murray	R-So.	OL	6-3	325	Melbourne, Fla. /Satellite
64	Stephen Hupp	R-Fr.	DL	6-2	230	Midlothian, Va./Trinity Episcopal
65	Matt Milner	Fr.	OL	6-2	289	Chesapeake, Va./Deep Creek
66	Iyan Roseborough	R-Fr.	OL	6-3	325	Jenkinsville, S.C./Fairfield Central
67	Seth Hinton	Fr.	PK	6-0	183	Blackstone, Va./Nottaway
69	Joe Kluckowski	R-Fr.	OL	6-8	310	Winchester, Va./Sherando
70	Emmanuel Cooper	Jr.	OL	6-5	293	Irondale, Ala./Spain Park
71	Jordan Veal	R-Fr.	OL	6-4	325	Chesapeake, Va./Western Branch
72	Noah Bryson	Fr.	DL	6-2	203	Lago Vista, Texas/Lago Vista
73	Connor Mildrum	R-Fr.	DL	5-11	250	Richmond, Va./Glen Allen
74	Patrick Goulden	R-Sr.	OL	6-3	275	Laurel, Md./DeMatha
75	Andy Marcotte	R-Jr.	OL	6-8	325	Williamsburg, Va. /Lafayette
76	Brandon Dukeman	Fr.	OL	6-3	270	Haymarket, Va./Battlefield
78	Chad Reed	R-Fr.	OL	6-6	320	Dover, Pa./Dover
80	Samuel Patterson	So.	WR	6-5	205	Keswick, Va./Monticello
81	Chad Jacob	Fr.	TE	6-3	225	Mechanicsville, Va./Atlee
82	Matthew Nicholson	Fr.	WR	6-2	180	Front Royal, Va./ Warren County
83	Alec Thompson	Sr.	WR	6-3	200	Forest, Va. /Forest
84	Conner Mays	R-Jr.	DL	6-3	234	Bremen, Ga. /Bremen
85	Aaron Sanders	Fr.	WR	6-2	180	Stafford, Va./Brooke Point
86	Chris Harper	R-Sr.	OLB	6-6	240	Richmond, Va. /Douglas Freeman
87	Mario Thompson	R-Sr.	TE	6-3	235	Newport News, Va. /Menchville
88	J.C. Garvin	R-Fr.	TE	6-4	218	Kingsport, Tenn./ Sullivan South
89	Andrew Lewis	Fr.	TE	6-5	220	Snellville, Ga./ Greater Atlanta Christian
90	Robert de Wolff	R-Fr.	DL	6-3	250	Glen Allen, Va./Trinity Episcopal
91	Justin Smith	R-Sr.	DL	6-1	255	Maryville, Tenn. /Maryville
92	Walker Hays	Fr.	DL	6-1	265	Vestavia Hills, Ala./ Vestavia Hills
94	Amon-Ra Clay	Fr.	LB	6-1	240	Atlanta, Ga./ North Atlanta
95	James King	Fr.	DL	6-4	230	Pulaski, Va./Pulaski County
96	Seth Mallory	Fr.	TE/DE	6-2	235	Williamsburg, Va./Warhill
97	John Washington	R-Jr.	DE	6-2	255	Midland, Va. /Liberty
98	Scott Beasley	R-Fr.	PK	6-0	184	White Oak, N.C./East Bladen
99	Joe Nelson	R-Fr.	DL	6-3	265	Hampton, Va./Tabb

Post-Spring Depth Chart

Offense

			Yr.	Ht.	Wt.
WR	15	James Rogers	R-So.	6-4	220
	2	Deon Watts	Jr.	5-11	197
WR	18	Doug Burton	R-Jr.	6-1	195
		TBA			
LT	70	Emmanuel Cooper	Jr.	6-5	293
	66	Iyan Roseborough	R-Fr.	6-3	325
LG	74	Patrick Goulden	R-Sr.	6-3	275
		TBA			
C	51	Will Lucas	Sr.	6-2	260
	55	Mike Maloney	R-Jr.	6-1	253
RG	63	Nate Murray	R-So.	6-3	325
	69	Joe Kluckowski	R-Fr.	6-8	310
RT	75	Andy Marcotte	R-Jr.	6-8	325
		TBA			
TE	87	Mario Thompson	R-Sr.	6-3	235
	46	Bradley Hann	R-Fr.	6-2	235
WR	80	Samuel Patterson	So.	6-5	205
	83	Alec Thompson	Sr.	6-3	200
TB	39	Derrick Ziglar	R-So.	5-9	230
	21	Jabari Turner	Jr.	6-0	210
QB	14	Eric Kordenbrock	Sr.	6-4	220
	17	A.J. Augustine	R-Sr.	6-3	208

Defense

			Yr.	Ht.	Wt.
LE	97	John Washington	R-Jr.	6-2	255
	90	Robert de Wolff	R-Fr.	6-3	250
NT	99	Joe Nelson	R-Fr.	6-3	265
	92	Walker Hays	Fr.	6-1	265
RE	91	Justin Smith	R-Sr.	6-1	255
	84	Connor Mays	R-Jr.	6-3	234
OLB	86	Chris Harper	R-Sr.	6-6	240
	30	William Hyman	R-Sr.	6-2	235
OLB	41	Logan Staib	R-Jr.	6-1	241
	28	Tyler Owens	R-Jr.	6-1	220
ILB	57	Weston Reber	R-Sr.	6-3	235
	45	Miller Williams	Jr.	6-1	220
ILB	33	Ty Garvin	R-Jr.	6-3	215
	47	Caleb Lindsey	So.	6-1	220
CB	9	James Fruehan	Jr.	5-9	187
	19	Doug Moore	So.	5-10	190
SS	3	Caleb Furlow	Jr.	6-2	200
	25	Alex Keys	R-Fr.	5-10	185
FS	20	Alex James	So.	5-11	190
	1	Eric Johnson	R-Fr.	5-8	185
CB	16	Mike Smith	Sr.	5-9	176
	7	Damian Jones	R-Fr.	6-1	190

Special Teams

			Yr.	Ht.	Wt.
P	36	David Eberhardt	R-Sr.	5-10	230
K	27	Dillon Christopher	Fr.	6-2	175
LS	50	Patrick Sexton	R-Jr.	6-5	215
SN		TBA			
KO		TBA			
H	17	A.J. Augustine	R-Sr.	6-3	208
PR		TBA			
KR		TBA			

VMI's 2012 Record When

Home	.2-4
Away	0-5
Playing On Grass	.2-6
Playing On Turf	.0-3
Winning The Coin Toss	.0-6
Losing The Coin Toss	.2-3
Receiving The Ball First	.1-1
Kicking Off First	.1-8
Leading After the 1st Quarter	.2-1
Trailing After the 1st Quarter	.0-6
Tied After the 1st Quarter	.0-2
Leading at Halftime	.2-0
Trailing at Halftime	.0-9
Tied at Halftime	.0-0
Leading After the 3rd Quarter	.1-0
Trailing After the 3rd Quarter	.1-9
Tied After the 3rd Quarter	.0-0
Leading with 2:00 Left	.2-0
Trailing with 2:00 Left	.0-8
Tied with 2:00 Left	.0-1
Scoring First	.2-2
Opponent Scores First	.0-7
Scoring 20 or more points	.1-1
Scoring less than 20 points	.1-8
Scoring 30 or more points	.0-0
Scoring less than 30 points	.2-9
Scoring 40 or more points	.0-0
Scoring less than 40 points	.2-9
Allowing Opponent less than 20 points	.2-1
Allowing Opponent 20 or more points	.0-8
Allowing Opponent less than 30 points	.2-2
Allowing Opponent 30 or more points	.0-7
Rushing for 300 yards or more	.0-0
Rushing for less than 300 yards	.2-9
Passing for 100 yards or more	.2-9
Passing for less than 100 yards	.0-0
Totaling 400 yards or more in offense	.0-0
Totaling less than 400 yards in offense	.2-9
Allowing Opp. 200 or more rushing yards	.0-5
Allowing Opp. less than 200 rushing yards	.2-4
Allowing Opp. 200 or more passing yards	.2-2
Allowing Opp. less than 200 passing yards	.0-7
Committing Fewer Turnovers	.1-0
Committing Equal Turnovers	.0-5
Committing More Turnovers	.1-4
Committing One Turnover or Less	.1-4
Committing Two Turnovers or More	.1-5
Playing In September	.1-3
Playing In October	.1-3
Playing In November	.0-3
Playing a Non-Conference Opponent	.1-4
Playing a Big South Opponent	.1-5
Playing an In-State Opponent	.0-2
Playing an Out-of-State Opponent	.2-7

Player Bios



#12 Hayden Alford

R-Freshman ♦ QB ♦ 6-3, 190

Dyersburg, Tenn.

Dyersburg

Continues to develop at quarterback and will give depth at the quarterback position...

tion...saw plenty of action in the spring...completed five of 13 passes for 72 yards in the final spring scrimmage.

2012 – Did not see game action.

HIGH SCHOOL/PERSONAL – A graduate of Dyersburg in Dyersburg, Tenn...First Team All-Region junior and senior year...punter of the Year in District 13-AA junior and senior year...finished 12th out of 264 participants at the 2011 Under Armour Combine...invited to the National Underclassmen Combine Top Prospect Camp...selected QB MVP at the 2011 National Underclassmen Combine...senior year: 45-71, 946 yards, 14 TD, one int...36 carries, 542 yds., 13 TD...voted team captain...expected to major in Biology.



#17 A.J. Augustine

R-Senior ♦ QB ♦ 6-3, 208

St. Petersburg, Fla.

Admiral Farragut

TWO-YEAR LETTERMAN - Has developed into a dependable performer at quarterback throughout this career...

slated to be the backup but has shown the ability to be a reliable signal caller if called upon...has good technique and understanding of the offense...completed seven of nine passes for 77 yards including a 16-yard touchdown in the Roanoke spring scrimmage.

2012 – Served as the holder on kick placements in all games and took snaps at quarterback in five games...came in midway in the first half against Navy and completed seven of 15 passes for 54 yards including a long of 20...threw a touchdown pass against Coastal Carolina and completed five of seven passes...finished the year with 18 of 39 passing for 151 yards with a long of 24 yards (Liberty)...lettered for the second time.

2011 – Was the No. 3 QB on the depth chart throughout the season...appeared in one game (Stony Brook) where he had three pass attempts.

2010 - Did not see game action.

2009 - Did not see game action.


HIGH SCHOOL - Graduated from Admiral Farragut High School in St. Petersburg, Fla.

PERSONAL - Full name is Anthony Jerome Augustine...Civil Engineering major.

Augustine's Career Stats

Passing								
YR	G	Cmp.-Att.	Effic.	Pct.	Yds.	TD	INT	LG
2011	1	0-3	0.0	0.0	0	0	0	0
2012	10	18-39	76.9	46.2	151	1	2	24
Totals	11	18-42	71.4	42.9	151	1	2	24

Rushing							
YR	G	No.	Yds.	Avg.	LG	TD	YPG
2012	10	14	85	6.1	22	0	8.5
Totals	10	14	85	6.1	22	0	8.5



#98 Scott Beasley

R-Freshman ♦ P ♦ 6-0, 184

White Oak, N.C.

East Bladen

Joined the team as a walk-on last year and participated in spring drills...punted twice

in final spring scrimmage for an average of 36 yards...will provide depth at punter.

2012 – Did not see game action.

HIGH SCHOOL – A graduate of East Bladen High School in White Oak, N.C.

PERSONAL – Full name is Scott Auburn Beasley...Civil Engineering major.



#34 Brendon Bock

R-Sophomore ♦ DB ♦ 6-0, 180

Encinitas, Calif./

La Costa Canyon

ONE-YEAR LETTERMAN - Had a productive spring and emerged from spring

drills in the two-deep at reserve right cornerback...should see considerable action this fall...had three tackles in the final spring scrimmage.

2012 – Played in all 11 games seeing action as a reserve and on special teams...on the field for 37 plays against Richmond and 36 plays against Coastal Carolina...had three solo tackles and an assist against Richmond...also posted tackles against Gardner-Webb (2), The Citadel (1) and Liberty (1)...lettered for the first time.

2011 – Did not see game action.

HIGH SCHOOL – A graduate of La Costa Canyon High School.

PERSONAL – Full name is Brendon Arthur Bock...Economics and Business major.

Bock's Career Stats

Defensive											
YR	G	T/A	Tot.	QBS	TFL-Y	FR	FF	PBU	Int.	Yds.	TD
2012	11	4/4	8	0	0-0	0	0	0	0	0	0
Totals	11	4/4	8	0	0-0	0	0	0	0	0	0



A.J. Augustine



#18 Doug Burton

R-Junior ♦ WR ♦ 6-1, 195

Apex, N.C.

Cardinal Gibbons

ONE-YEAR LETTERMAN - Has developed into a contributor in the receiving corps after

joining the team as an invited walk-on... could contend for the starting spot at one wide receiver position...has contributed on special teams.

2012 - Played in nine games and lettered...played extensively in the opener against Delaware State seeing action on 58 plays and catching a 12-yard pass...saw the playing field for the last eight games of the season.

2011 - Saw action in four games.

2010 - Did not see game action.

HIGH SCHOOL - A graduate of Cardinal Gibbons High School (Apex, N.C.)

PERSONAL - Full name is Douglas Bralley Burton, Jr. ...Economics and Business major.

Burton's Career Stats

Receiving

YR	G	No.	Yds.	Avg.	LG	TD	YPG
2011	4	0	0	0.0	0	0	0.0
2012	9	1	12	12.0	12	0	1.3
Totals	13	1	12	12.0	12	0	0.9



#4 John Burton

R-Freshman ♦ QB ♦ 6-2, 190

Apex, N.C.

Cardinal Gibbons


Joined the team last fall and could give the quarterback position depth...completed two

of four passes for 24 yards in the final spring scrimmage.

2012 - Did not see game action.

HIGH SCHOOL - A graduate of Cardinal Gibbons High School (Apex, N.C.)

PERSONAL - Full name is John Edward Burton...Civil Engineering major.



#42 Bronson Cocke

R-Junior ♦ OLB ♦ 6-1, 214

Gretna, Va.

Gretna

Has moved back to outside linebacker and should give depth at that position.

2012 - Did not see game action.

2011 - Did not see game action.

HIGH SCHOOL - A graduate of Gretna High School in Gretna, Va.

PERSONAL - Full name is Bronson Taylor Cocke...Civil Engineering major.



Emmanuel Cooper



#70 Emmanuel Cooper

Junior ♦ OL ♦ 6-5, 293

Irondale, Ala.

Spain Park

TWO-YEAR LETTERMAN - Moved into the starting lineup late last year after

transitioned from the defensive line and is projected to be a starter again on the offensive line...slated to start at left tackle...should be able to perform at a high level with the game experience attained last year and also seeing action as a true freshman.

2012 - Started the season at defensive tackle but was moved to offense at mid-season...started the last five games at left tackle...lettered for the second time...had two solo tackles and one assist in the Navy game in week 4 of the season.

2011 - Played in all 11 games as a true freshman on the defensive line and appeared in 218 snaps...lettered for the first time...posted a season-high four tackles against Coastal Carolina in Week 6 and had two tackles each against Stony Brook and Gardner-Webb...broke up a pass against Gardner-Webb...finished the season with 13 tackles including six solos and seven assists.

HIGH SCHOOL - Two-year starter as a junior and senior...senior season stats - 60 tackles (including two sacks and eight tackles for loss), three blocked kicks, one interception, one caused fumble, one pass break-up, five QB hurries and five QB hits...awarded Player of the Game vs. Bob Jones...awarded & recognized as an honoree of the Best in High School Football...ranked #2 Defensive Tackle in the state...Minority Achievement Council - peer helper...Habitat for Humanity.

PERSONAL - Full name is Emmanuel Cooper...Civil Engineering major.

Cooper's Career Stats

Defensive

YR	G	T/A	Tot.	QBS	TFL-Y	FR	FF	PBU	Int.	Yds.	TD
2011	11	6/7	13	0	1.0-2	0	1	1	0	0	0
2012	11	2/4	6	0.5	0.5-3	0	0	0	0	0	0
Totals	22	6/11	19	0.5	1.5-5	0	1	1	0	0	0

NCAA®



#59 Chris Copeland

R-Sophomore ♦ OLB ♦ 6-2, 215

Hampton, Va.

Bethel

Working to get back from injury sustained last year and surgery in the off-season...did not participate in spring drills...could participate this fall if rehab continues to go well.

2012 – Played in the first six games before sustaining a knee injury against Coastal Carolina and did not play the last four games of the year...saw action mostly on special teams...credited with two assisted tackles against Richmond and one against Chowan...blocked a kick against Charleston Southern.

2011 – Did not see game action.

HIGH SCHOOL – Team Captain...rated three-star recruit by ESPN.com...tackles - 94 (65 solo), Sacks - 12, Forced Fumbles - six, Fumble Recoveries - 2...Second Team All-Peninsula District Defensive End...National Honor Society...Honor Roll 9th through 12th Grade...member of Superintendent Advisory Board.

PERSONAL – Full name is Christopher Collin Copeland...Civil Engineering major.

Copeland's Career Stats

Defensive												
YR	G	T/A	Tot.	QBS	TFL-Y	FR	FF	PBU	Int.	Yds.	TD	
2012	7	0/3	3	0	0-0	0	0	0	0	0	0	0
Totals	7	0/3	3	0	0-0	0	0	0	0	0	0	0



#90 Robert de Wolff

R-Freshman ♦ DL ♦ 6-3, 250

Glen Allen, Va.

Trinity Episcopal

Coming off a productive spring practice and emerged on the two-deep at left end where he will provide depth at that position...sustained a hyperextended elbow in the Roanoke spring scrimmage which limited some time in that workout...looking forward to making a contribution on the D-line this fall.

2012 - Did not see game action

HIGH SCHOOL – A graduate of Trinity Episcopal in Richmond.

PERSONAL – Full name is Robert Friesland de Wolff...Psychology major



David Eberhardt



#36 David Eberhardt

R-Senior ♦ P ♦ 5-10, 230

Chesapeake, Va.

Grassfield

ONE YEAR LETTERMAN - Expected to handle punting chores again this fall...was

hampered by a hamstring injury in spring ball which sidelined him from reps...will work to get back into form in fall camp.

2012 – Was the punter for all 11 games and finished with 63 punts for a 38.2 average...posted season longs of 54 yards in both the first two games of the season against Delaware State and Chowan...averaged a season-high 45.8 yards on six punts against Chowan...placed 13 punts inside the 20 and had six punts of 50 or more yards on the season...lettered for the first time.

2011 – Was a reserve punter last year...did not see game action.

2010 - Did not see game action.

2009 - Worked out at punter for a time in fall camp...did not see game action.

HIGH SCHOOL - Graduate of Grassfield HS in Chesapeake, Va.

PERSONAL - Full name is David Benjamin Eberhardt...Biology major.

Eberhardt's Career Stats

Punting									
YR	No.	Yds.	Avg.	LG	TB	FC	I20	BLKD	
2012	63	2405	38.2	54	6	17	13	0	
Totals	63	2405	38.2	54	6	17	13	0	



#56 Brian Ellis

R-Freshman ♦ LB ♦ 6-1, 210

Moneta, Va.

Staunton River

Worked at "will" backer on the inside in the spring...could provide depth at inside line-backer...had two tackles in the final spring scrimmage.

2012 – Did not see game action

HIGH SCHOOL – A graduate of Staunton River High School (Moneta, Va.)


PERSONAL – Full name is Brian Lee Ellis...Civil Engineering major



Samuel Patterson



Members of the Corps of Cadets march on before the Richmond game.



#9 James Fruehan

Junior ♦ DB ♦ 5-10, 187

Clarks Summit, Pa.
Abington Heights

TWO-YEAR LETTERMAN

- Returning starter in the defensive backfield...has occupied a starting role at cornerback for one-plus seasons and has developed into a seasoned veteran...was an "Iron Keydet" in spring strength and conditioning testing—one of just three to attain that award level...expected again to contribute on returns and special teams.

2012 - Played in all 11 games starting at cornerback and finished second on the team in tackles with 76 including 54 solo tackles which led the Keydet defensive charts...broke up four passes, tying with two others for the team lead...had a career-high 11 tackles against Presbyterian in week five and followed with nine tackles and a forced fumble against Charleston Southern the following week...logged eight tackles games in four contests (Delaware State, Chowan, Gardner-Webb, and Liberty...broke up two passes at Chowan...returned punts 25 yards against Delaware State and 22 yards against Coastal Carolina...lettered for the second time.

2011 - Played in 10 games and posted 14 tackles on the season...also handled kick and punt returns by the end of the season...on the field for 230 snaps and lettered...made his college debut against William & Mary in game 2...had three tackles each against Akron and Presbyterian...recovered fumbles against Presbyterian and Liberty...returned a punt 44 yards against Presbyterian which was the longest of the year by a Keydet...returned four kicks for 66 yards with a long of 23 against The Citadel.

HIGH SCHOOL - Career stats - 312 tackles (216 solo/96 assists), seven tackles-for-loss, 14 INT's, 24 passes defended, two fumble recoveries, one forced fumble...also had two special teams TD's...four-year varsity letterwinner...2010 team captain...two-year Penn Sports Writers All-State Second Team DB...2010 Penn Football News AAA All-State Second Team DB...2010 Old Spice Red Zone Athlete of the Year (RB/DB)...two-year Scranton-Times Tribune All-Region (DB)...two-year Lackawanna Conference DI All-Star (DB)...2009 Penn Football News AAA All-State Honorable Mention (DB).


PERSONAL - Full name is James Lee Fruehan...Economics and Business major.

Fruehan's Career Stats

Defensive											
YR	G	T/A	Tot.	QBS	TFL-Y	FR	FF	PBU	Int.	Yds.	TD
2011	10	7/7	14	0	0-0	2	0	0	0	0	0
2012	11	54/22	76	0.5	3.0-8	0	1	4	0	0	0
Totals	21	61/29	90	0.5	3.0-8	2	1	4	0	0	0

Kickoff Returns					
YR	Att.	Yds.	Avg.	LG	TD
2011	6	94	15.7	23	0
2012	3	59	19.7	26	0
Totals	9	153	17.0	26	0

Punt Returns					
YR	Att.	Yds.	Avg.	LG	TD
2011	2	60	30.0	44	0
2012	15	102	6.8	25	0
Totals	2	60	30.0	44	0



#3 Caleb Furlow

Junior ♦ DB ♦ 6-2, 200

Silver Spring, Md.

Montgomery Blair

TWO-YEAR LETTERMAN

- Could project as a starter at strong safety this fall and playing reserve in the secondary the last two years...tested at "Red/Yellow" award level status in spring conditioning tests...had a strong spring and had three tackles in the final spring scrimmage.

2012 - Played in the first seven games of the year before injury sidelined him for the last four contests...finished with 11 tackles on the season...credited with three tackles against Richmond and Charleston Southern...broke up a pass against Chowan...lettered for the second time.

2011 - Did not play in the first four games of the season, then made his college debut against Coastal Carolina and appeared in the last seven games of the season - mostly on special teams...on the field for 65 plays and lettered.

HIGH SCHOOL - Graduate of Montgomery Blair HS...Senior Season - 80 carries for 900 yards, 25 catches - 550 yds., eight TD's, four interceptions...two-time Washington Post All-County...All-Gazette Utility Player.

PERSONAL - Full name is Caleb Alexander Lee Furlow...Biology major.

Furlow's Career Stats

Defensive											
YR	G	T/A	Tot.	QBS	TFL-Y	FR	FF	PBU	Int.	Yds.	TD
2012	7	5/6	11	0	0.5-1	0	0	1	0	0	0
Totals	14	5/6	11	0	0.5-1	0	0	1	0	0	0



#88 J.C. Garvin

R-Freshman ♦ TE ♦ 6-4, 218

Kingsport, Tenn.

Sullivan South

Will give depth to the tight end position after being moved from defense...working hard to

make a contribution wherever he can...working to get back from injury which limited his spring practice...younger brother of Keydet linebacker Ty Garvin.

2012 - Did not see game action

HIGH SCHOOL - A graduate of Sullivan South High School (Kingsport, Tenn.)...combined for 308 tackles his final two HS years...3.75 GPA, National Honor Society...two-time All-Conference LB, also All-Conf. TE...Big 8 Conference Def. POTY (two-time)...TN Pre-season All-State Selection at LB and TE...TN All-State Selection at LB...East TN vs. SwVa FCA All-Star Team Captain...TN Toyota East-West All-Star Game...brother of current Keydet Ty Garvin...expected to major in engineering.

PERSONAL - Full name is Jack Carroll Garvin...Civil Engineering major.



James Fruehan



#33 Ty Garvin

R-Junior ♦ LB ♦ 6-3, 215

Kingsport, Tenn.

Sullivan South

TWO-YEAR LETTERMAN – Returning starter at inside linebacker...expected to

occupy the “will” slot...very mobile player who can find the ball...one of five to test at “Keydet” level for strength and conditioning excellence.

2012 – Started all 11 games at inside linebacker and finished fifth on the team in tackles with 66 stops...had a career-high 12 tackles against Richmond and also racked up 11 tackles against The Citadel...posted five or more tackles in eight games...had 1.5 tackles-for-loss with a sack for two yards against Delaware State...had 0.5 tackles-for-loss against Chowan and The Citadel...lettered for the second time.

2011 – Saw his first action on the field and played in all 11 games to attain his first varsity letter...totaled 15 tackles on the season...posted three tackle games against Presbyterian College and Gardner-Webb...had a tackle-for-loss for nine yards in week 6 against Charleston Southern...earned a top grade from coaches for effort against William and Mary in game two...was on the field for 202 plays including a season-high 30 against The Citadel.


2010 – Did not see game action...named to Big South Presidential Honor Roll.

HIGH SCHOOL – Graduate of Sullivan South in Kingsport, Tenn...graduated with school's tackles record...twice selected to NE Tenn./SW Virginia Elite team...Fellowship of Christian Athletes POTY in senior year...three-time All-Conf. and All-NE Tennessee.

PERSONAL – Full name is Tyler Wade Garvin...Civil Engineering major.

Garvin's Career Stats

Defensive												
YR	G	T/A	Tot.	QBS	TFL-Y	FR	FF	PBU	Int.	Yds.	TD	
2011	11	6/9	15	0	1.0-9	0	0	0	0	0	0	
2012	11	22/44	66	1.0	2.5-4	0	0	1	0	0	0	
Totals	22	28/53	81	1.0	3.5-13	0	0	1	0	0	0	



#74 Patrick Goulden

R-Senior ♦ OL ♦ 6-3, 275

Laurel, Md.

DeMatha Catholic

TWO-YEAR LETTERMAN – Has been both a starter and reserve on the offense line

and will give depth on the offensive line...listed on the post-spring depth chart at left guard where he made several starts last year.

2012 – Played in all 11 games...made starts at left guard against Delaware State, Chowan, Navy, Presbyterian, Charleston Southern, Stony Brook, and The Citadel...saw action on 540 plays...lettered for the second time.

2011 – Played almost 300 snaps on defense as a reserve defensive nose tackle...appeared in all 10 games (all but Richmond in week 3) and finished with five solos and 11 assists for 16 tackles...lettered...racked up five tackles against William & Mary...logged four tackles in season finale against Gardner-Webb...played 67 snaps with a tackle for loss and got a coaches' top grade against Liberty.

2010 – Played in six games - Lock Haven, William & Mary, Virginia, Liberty, Charleston Southern and Army...was in on 35 plays during the year...made single tackles in Lock Haven and Army games.

2009 – Did not see game action.

HIGH SCHOOL – Member of 2006, 2007, and 2008 Washington Catholic Athletic Conference (WCAC) championship teams...senior season had six sacks, 45 tackles, three tackles-for-loss, and three fumble recoveries...selected for 2008 WCAC All-Met Defensive Line Team...awarded 2008 DeMatha High School Unsung Hero Award.

PERSONAL – Full name is Patrick Dean Goulden...Psychology major.

Goulden's Career Stats

Defensive												
YR	G	T/A	Tot.	QBS	TFL-Y	FR	FF	PBU	Int.	Yds.	TD	
2010	6	1/1	2	0	0-0	0	0	0	0	0	0	
2011	10	6/11	17	0	1.5-2	0	0	0	0	0	0	
Totals	16	7/12	19	0	1.5-2	0	0	0	0	0	0	



Ty Garvin



#46 Bradley Hann

R-Freshman ♦ TE ♦ 6-2, 235

Springfield, Va.

Robert E. Lee

Will battle for a spot in the two-deep at tight end...had a good spring and caught two

passes for 23 yards in the final spring scrimmage...listed on the depth chart at no. 2 tight end entering fall camp...invited walk-on coming off a redshirt year.

2012 – Did not see game action.

HIGH SCHOOL – A graduate of Robert E. Lee High School (Springfield, Va.)

PERSONAL – Full name is Bradley Alexander Hann...Biology major.



#86 Chris Harper

R-Senior ♦ OLB ♦ 6-6, 240

Richmond, Va.

Douglas Freeman

THREE-YEAR LETTERMAN – Did not participate in spring drills as he was rehabbing from off-season shoulder surgery...working to make it back and return as a starter at outside linebacker...has the experience and is a proven performer...will be counted on for leadership.

2012 – Played in all 11 games and made 11 starts at outside linebacker...ranked seventh on the team in tackles with 59 total (26 solos, 33 assists)...had a season-high nine tackles against The Citadel with a sack and tackle-for-loss and also credited with eight tackles with a tackle-for-loss against Richmond...recovered a fumble and had a quarterback hurry against Delaware State and broke up a pass against Coastal Carolina...lettered for the third time.

2011 – Played in all 11 games at outside linebacker and lettered for the second time...compiled 40 tackles which ranked eighth on the defensive charts...started three games - Delaware State, Presbyterian College and Gardner-Webb...played a season-high 53 snaps in the opener against Delaware State and had a season-high nine tackles...posted staff high grades in Delaware State, Akron, Coastal Carolina and Stony Brook games...had five tackles including 1.5-for-loss for 2 yards against Coastal Carolina and six tackles with a sack against Liberty...credited with pass break-ups against Akron and Presbyterian College.

2010 - Played in nine games and finished with 29 tackles and lettered for the first time...moved into starting outside linebacker in week four after injury to Emilio Calvin...logged a season-high five tackles against Liberty and had four tackles against Virginia and Stony Brook...logged sacks against Stony Brook and Gardner-Webb...missed Charleston Southern and Army games because of injury.

2009 - Did not see game action.

HIGH SCHOOL - A graduate of Douglas Freeman High School in Richmond, Va.

PERSONAL - Full name is Christopher Creed Harper...Electrical Engineering major.

Harper's Career Stats

Defensive											
YR	G	T/A	Tot.	QBS	TFL-Y	FR	FF	PBU	Int.	Yds.	TD
2010	9	16/13	29	2	3.0-16	0	1	0	0	0	0
2011	11	19/21	40	1	4.0-6	0	0	2	0	0	0
2012	11	26/33	59	0.5	2.5-5-	2	0	1	0	0	0
Totals	31	61/67	128	3.5	9.5-27	2	1	3	0	0	0



Mike Smith

#31 Travis Hawkins

R-Sophomore ♦ OLB ♦ 6-2, 210

Chesapeake, Va.

Western Branch

Coming off a spring where he had superb conditioning and tested among the top three echelons with "Keydet" award status...will try to vie for a spot at two-deep at "Sam" outside linebacker...will give depth to the outside linebacker position

2012 - Came to the team as an invited walk-on. Played the last four games of the season (Gardner-Webb, Stony Brook, The Citadel, and Liberty) and was credited with three tackles.

2011 - Did not see game action.

HIGH SCHOOL - A graduate of Western Branch High School in Chesapeake, Va.

PERSONAL - Full name is Travis Kitrell Hawkins...Economics and Business major.

Hawkins' Career Stats

Defensive											
YR	G	T/A	Tot.	QBS	TFL-Y	FR	FF	PBU	Int.	Yds.	TD
2012	4	3/0	3	0	0	0	0	0	0	0	0
Totals	4	3/0	3	0	0	0	0	0	0	0	0



#64 Stephen Hupp

R-Freshman ♦ DL ♦ 6-2, 230

Midlothian, Va.

Trinity Episcopal

Could give depth on the defensive line...competing for a spot in the two deep at right end...high school teammate of Keydet defensive lineman Robert DeWolff.

2012 - Did not see game action.

HIGH SCHOOL - A graduate of Trinity Episcopal High School (Midlothian, Va.)

PERSONAL - Full name is Stephen Estes Hupp...Civil Engineering major.



#30 William Hyman

R-Senior ♦ OLB ♦ 6-2, 235

Charleston, S.C.

Porter-Gaud

ONE-YEAR LETTERMAN - A proven performer at outside linebacker who continues to increase his experience and develop...looking to have a big year in his final year of eligibility after transferring in...will rotate at outside linebacker...had four tackles including one for loss to help lead the defense in the Roanoke scrimmage and followed with four tackles in the final scrimmage.

2012 - Played in all 11 games and also saw action on special teams...finished with a season-high five tackles including 0.5 for loss...had a sack for seven yards against Coastal Carolina...totaled 4.5 tackles- for-loss for 14 yards...forced a fumble at Navy...had a quarterback hurry against Delaware State...lettered for the first time.

2011 - Did not see game action.

HIGH SCHOOL - A graduate of Porter-Gaud High School in Charleston, S.C.

PERSONAL - Full name is William Clark Hyman Jr...Psychology major.

Hyman's Career Stats

Defensive											
YR	G	T/A	Tot.	QBS	TFL-Y	FR	FF	PBU	Int.	Yds.	TD
2012	11	9/11	20	1.0	4.5-14	0	1	0	0	0	0
Totals	11	9/11	20	1.0	4.5-14	0	1	0	0	0	0



Chris Harper



#20 Alex James

Sophomore ♦ DB ♦ 5-11, 190
Stockbridge, Ga.
Woodland

ONE-YEAR LETTERMAN – One of the true freshman contributors to the secondary last year...has backed up an encouraging start last fall with a solid spring practice...showed gains in strength and conditioning and earned Red/Yellow Keydet award status in testing...listed on the post-spring depth chart at starting free safety...had two tackles and an interception in the final spring scrimmage after garnering three tackles, a sack and a pass break-up in the Roanoke scrimmage.

2012 – Appeared in all 11 games and gradually saw his playing time increase as the season progressed...earned his first letter...finished with four tackles and had two tackles-for-loss

HIGH SCHOOL – Team Co-Captain - Junior & Senior Year...First Team Defense All-Region 3-AAAA (Division A) as a senior...Henry County, Ga. "Friday Night Stars", spring game "True Gift" award, Wolfpack "Iron Man" award all during senior season...Honorable Mention All-Region 3-AAAA (Division A) and NUC 100 Invite as a junior...three-year varsity letterwinner, also lettered three years in track.

PERSONAL – Full name is Alex Girard James...Biology major.

James' Career Stats

Defensive										
YR	G	T/A	Tot.	QBS	TFL-Y	FR	FF	PBU	Int.	Yds.
2012	11	3/0	3	0	1.0-3	0	0	0	0	0
Totals	11	3/0	3	0	1.0-3	0	0	0	0	0



#11 Darrian Johnson

R-Freshman ♦ WR ♦ 5-7, 175
Fredericksburg, Va.
Stafford

Could figure in the receiving corps depth picture...worked out at one wide out slot in the spring after redshirting last year...working hard to get on the field this fall...caught two passes for 28 yards in the final spring scrimmage...vying for a spot in the two deep.

2012 - Did not see game action.

HIGH SCHOOL – A graduate of Stafford High School in the Fredericksburg, Va. area.



#1 Eric Johnson

R-Freshman ♦ DB ♦ 5-8, 185
Norfolk, Va.
Maury

Projected in the two-deep at free safety and could see considerable action this fall...listed as back-up at free safety...had two tackles in the final spring scrimmage.

2012 - Did not see game action.

HIGH SCHOOL – A graduate of Maury High School in Norfolk, Va.

PERSONAL – Full name is Eric Rahsaan-Scott Johnson...Mechanical Engineering major.



#7 Damian Jones

R-Freshman ♦ DB ♦ 6-1, 190
Richmond, Va.
Hermitage

Projected as a possible starter in the secondary at one cornerback position...will get his first taste off college ball this fall after a strong spring...should definitely figure in the two-deep picture and will give depth in the defensive backfield.

2012 – Did not see game action.

HIGH SCHOOL – Graduate of Hermitage HS in Richmond, Va...High School/Personal: Two-year varsity starter...GPA: 3.7...Second Team All-Metro, All-Region DB and returner; Best Skills Player as a senior...Honorable Mention Utility, part of state runner-up as a junior...two-time All-District, two-time All-Academic...led team in interceptions as a junior and senior...team was three-time district champions and two-time regional champions.

PERSONAL – Civil Engineering major.



#29 Zach Jones

R-Sophomore ♦ WR ♦ 5-10, 180
Lynchburg, Va.
Trinity Episcopal

Will give depth to the receivers position group...listed on the depth chart at "Z" wideout.

2012 – Did not see game action.

2011 – Joined the team in the fall but did not see game action.

HIGH SCHOOL – A graduate of Virginia Episcopal School in Lynchburg, Va.

PERSONAL – Full name is Zachary David Jones...History major.



#25 Alex Keys

R-Freshman ♦ DB ♦ 5-10, 185
Rocky Mount, Va.
Franklin County

Should figure into the two-deep picture in the secondary this fall after a redshirt year...landed on the post-spring depth chart at reserve strong safety... posted two tackles in the final spring scrimmage.

2012 – Did not see game action

HIGH SCHOOL – A graduate of Franklin County (Va.) HS...Senior - Team Captain...Crunch Magazine Player of the Week...Second Team All-District Running Back...First Team All-District Free Safety...First Team All-District Kick Returner...special teams - Averaged at least two tackles per game on special teams alone junior and senior year...junior - Broke school single game rushing and carry record...finished the season with over 1,100 yds rushing...received WDBJ 7 Player of the Week Award...First Team All-District Running Back...Second Team All-Region (RB)...Crunch Magazine Player of the Week...sophomore - Started at cornerback for the varsity team in 10 games...also played wide receiver...named a Sizzling Sophomore from Times Land and Earned Second Team All-District honors...went 9-3 all three years as a varsity starter...played in six playoff games in those three and hosted first playoff game in school history.

PERSONAL – Full name is Alexander Matthew Keys...Biology Major

NCAA®



#69 Joe Kluckowski

R-Freshman ♦ OL ♦ 6-8, 310

Winchester, Va.

Sherando

Came to the team as an invited walk-on and is vying for a spot in the two-deep...was red-shirted and saw reps at right guard in the spring and is listed in the post spring two-deep...will give the offensive line depth.

2012 - Did not see game action.

HIGH SCHOOL - A graduate of Sherando High School (Winchester, Va. area).

PERSONAL - Full name is Joseph Clark Kluckowski...Civil Engineering major...father Ed is VMI Class of 1983 and lettered four years in basketball.



#14 Eric Kordenbrock

Senior ♦ QB ♦ 6-4, 220

Gibsonia, Pa.

Pine-Richland

THREE-YEAR LETTERMAN - A three-year

starter at quarterback who enters the season fourth on the all-time VMI list in passing yards with 4,523...is second in VMI career completions with 420...has nine career 200-yard games which is third all-time in program history...has four career pass plays of at least 80 yards - the most in Big South history...looking forward to a big senior season as the starting quarterback.

2012 - Threw for 1972 yards and 8 TD's in 2012...threw for a season-high 254 yards including an 80-yard touchdown at Gardner-Webb...also completed an 81-yard swing pass against The Citadel...threw two touchdowns each against Chowan and Navy...completed a season-high 23 passes against Richmond...ranked fifth in Big South in total offense per game with 171.8 yards.

2011 - Ended last season with 170 completions and 336 pass attempts which rank fifth and third, respectively, on the VMI single season list...threw for 1,792 yards - the most since Jonathan Wilson threw for 1,861 in 2005... finished the season by completion 24-of-37 passes for 278 yards and three touchdowns with no interceptions in season finale against Gardner-Webb...threw an 83-yard pass play for a score which is the seventh longest pass play in VMI history and now owns two such plays on the top 10 list...ranked fourth in the Big South in total offense per game (150.7)...ranked third in the Big South passing yards per game and second in completions (170)...had four games of over 200 yards passing and threw for a season-high 320 yards and completed a school-record 31 passes against Liberty and tossed three touchdowns earning him Big South Player of the Week honors...also threw for 231 yards at Richmond including a 70-yard TD pass and also threw for 227 yards against Delaware State.

2010 - Played in nine games and completed 64 passes for 723 yards and three touchdowns...made college debut in the season opener against Lock Haven and completed four of eight passes...came off the bench against Liberty and completed nine of 13 passes for 109 yards and a touchdown...three an 80-yard TD strike to Mario Scott against Stony Brook...made first start against Charleston Southern and completed 3-of-9 passes before having to leave game with a hand injury...returned the following week to complete 15 of 27 passes for 139 yards and a touchdown at Army...had most productive day in a start against Old Dominion throwing for a season high 175 yards in first half before being sidelined with a knee injury on his first pass attempt of the second half...had a 55-yard touchdown pass against Old Dominion...finished second on the team in total offense averaging 76.0 yards per game...had a 50% completion percentage.

HIGH SCHOOL - Two-year starter in football...360 attempts, 147 completions, 2205 yards, 21 TD's...one of fifteen quarterbacks invited to the National Underclassmen Combine in Norman, Okla...three-year letterman in basketball...father, Bob, was an All-America pitcher at UNLV.

PERSONAL - Full name is Eric Joseph Kordenbrock...Economics and Business major.

Kordenbrock's Career Stats

Passing

YR	G	Cmp.-Att.	Effic.	Pct.	Yds.	TD	INT	LG
2010	9	67-134	92.26	50.0	723	3	7	80
2011	11	170-335	100.2	50.7	1792	10	9	83
2012	11	193-344	107.6	56.1	2008	8	9	81
Totals	31	430-813	102.0	52.9	4523	21	25	83



#47 Caleb Lindsey

Sophomore ♦ LB ♦ 6-1, 220

Ashburn, Va.

Broad Run

Moves into the two-deep picture after seeing limited action on special teams last year...listed

at the no. 2 spot at "will" on the post spring depth chart...tested out at Red/Yellow award level - one of only 14 on the team to do so...had a tackle and pass break in the final spring scrimmage

2012 - Saw limited action in just three games (Chowan, Richmond, Navy) and appeared in 21 plays, 14 against Richmond...credited with a tackle.

HIGH SCHOOL - A graduate of Broad Run High School in Ashburn, Va...senior - Team Captain...Cedar Run District Def. POTY...First Team All-District and All-Region (Va. Preps)...Second Team All-State (Va. Preps)...All-Metro Honorable Mention...junior - All-Dulles District First Team...Defensive Lineman of the Year (Broad Run)...All-Metro Honorable Mention...sophomore - All-State Underclassman Team...state champions - Va. AA Division 4...Certificate of Recognition - Loudoun County Board of Supervisors - February 1, 2010...four-year honor roll student...three uncles had careers in the Navy, while one did so in the Air Force

PERSONAL - Full name is Caleb Micheal Lindsey...Psychology major.

Lindsey's Career Stats

Defensive

YR	G	T/A	Tot.	QBS	TFL-Y	FR	FF	PBU	Int.	Yds.	TD
2012	3	0/1	1	0	0	0	0	0	0	0	0
Totals	3	0/1	1	0	0	0	0	0	0	0	0



#26 Bradley Lipscomb

R-Freshman ♦ RB ♦ 6-0, 217

Yanceyville, Va.

Yanceyville

Moved to running back from the linebacker corps midway in spring ball and helped alleviate

a depth shortage at running back caused by injury to the offensive backfield...performed well in his limited reps...could help the depth situation in the backfield in the future...rushed for 22 yards in final spring scrimmage.

2012 - Did not see game action.

HIGH SCHOOL - A graduate of Bartlett-Yancey High School in Yanceyville, N.C...Three-year varsity, two-year starter...three-year Honor Roll member...team's leading tackler junior and senior seasons...two-time First Team All-Conference...First Team All-Region (junior)...two-time First Team All-Metro (junior/senior)...All-State Honorable Mention (junior)...two-time Defensive MVP (sophomore/junior)...2011 Scout.com South Showcase - Overall/Defensive MVP...2010 - 94 tackles (18 for a loss), 7.5 sacks, four forced fumbles and two blocked punts...2011 - 109 tackles (10 for a loss), three forced fumbles...four-year varsity in track, two-time All-Conference and All-Metro, made 2A State finals twice.

PERSONAL - Full name is Bradley S. Lipscomb...Biology major.

NCAA®



#51 Will Lucas

Senior ♦ OL ♦ 6-2, 260
Hartsville, S.C.
Hartsville

THREE-YEAR LETTERMAN - Expected to anchor the offensive line this fall as the

starting center...voted preseason Big South All-Big South Conference and should contend for postseason all-conference honors as well...has transitioned well from the tight end position...one of two Keydets to attain top conditioning honors in the spring earning "Super Iron Keydet" status.

2012 - Played the most snaps of any offensive lineman last year and was a consistent performer on a unit that underwent personnel changes throughout the 2012 year...started 10 consecutive games at center after playing both reserve center and guard in the season opener...graded high marks in Richmond and Presbyterian games and played a season high 88 snaps against PC...played well for first year on interior line after transitioning from tight end where he played two seasons...lettered for the third time.

2011 - Played in all 11 games at tight end and lettered for the second time...caught six passes for 57 yards and a touchdown at the tight end position...caught two passes for 27 yards against Charleston Southern...averaged 9.5 yards per catch.

2010 - Played in all 11 games and lettered as a true freshman...caught passes against William & Mary and Coastal Carolina...on the field for 13 snaps at Charleston Southern and graded highly...contributed on special teams.

HIGH SCHOOL - Valedictorian...Shrine Bowl Academic Award...Shrine Bowl Participant...S.C. Varsity All-State (Second Team) and All-Area Code Team...S.C. Varsity AAAA Offensive Lineman of the Year...High School Sports Report's AAAA All-State Team...WPDE/The Zone All-Area Team...State Newspaper All-State (Third Team)...High School Sports Report's Top 100 Football Players...captain of football and baseball teams.

PERSONAL - Full name is William G.H. Lucas...Applied Mathematics major.

Lucas' Career Stats

Receiving							
YR	G	No.	Yds.	Avg.	LG	TD	YPG
2010	11	2	9	4.5	5	0	0.8
2011	11	6	57	9.5	22	1	5.2
Totals	22	8	66	8.2	22	1	3.0



Eric Kordenbrock



#55 Mike Maloney

R-Junior ♦ OL ♦ 6-1, 253
Yorktown, Va.
Grafton

Was switched to offense in the spring...landed a spot on the post-spring depth chart at backup center...will give the offensive line depth...played on the defensive line the previous two seasons.


2012 - Did not see game action.

2011 - Did not see game action.

2010 - Did not see game action.

HIGH SCHOOL - Graduate of Grafton HS in Yorktown, Va.

PERSONAL - Full name is Michael John Maloney...International Studies major.



#75 Andy Marcotte

R-Junior ♦ OL ♦ 6-8, 325
Williamsburg, Va.
Lafayette

TWO-YEAR LETTERMAN - A returning starter on the offensive line...has developed

into a more consistent and dependable performer as he has gained experience...projected to return as the starter at right tackle...set a team record in strength and conditioning testing by squatting 632 pounds...also tested at Red/Yellow award status.

2012 - Started all 11 games at right tackle and was a steady force on a unit that saw much transition during the year...was in on 734 plays - the most for any offensive lineman...lettered for the second time.

2011 - Played in five games and lettered...Saw action on 125 snaps with all but four plays coming in games two through five...played against William & Mary, Richmond, Akron and Coastal Carolina...made lone start at Akron and played 61 snaps.

2010 - Did not see game action.

HIGH SCHOOL - Team captain...three-year letterman...two-time First Team All-District, Second Team All-Region, All-Daily Press Team and All-Virginia Gazette Team...All-757 team...four-year honor roll...three-year Ironman Award (weightlifting).

PERSONAL - Full name is Andrew Michael Marcotte...Economics and Business major.



#84 Conner Mays

R-Junior ♦ DL ♦ 6-3, 234
Bremen, Ga.
Bremen

TWO-YEAR LETTERMAN - Has proven to be a valuable and versatile lineman as he has moved back and forth from offense to defense throughout his career...settled in at defensive line in the recent spring drills and is listed at back up right end but should rotate in and see plenty of action again this fall...had an excellent off-season of conditioning and tested to "Keydet" award level - one of five on the team to earn that distinction...will give the defensive line experienced depth.

2012 - Played in all 11 games seeing action on special teams, reserve defensive line, and at tight end in a double set...broke up a pass against Chowan...lettered for the second time.

2011 – Played in all 11 games...caught one pass for a three-yard touchdown against Gardner-Webb in the season finale...made four tackles on special teams...lettered.

2010 – Did not see game action.


HIGH SCHOOL – Four-year letterman in football, track and power lifting...2009 First Team All-State...2009 First Team Pre-Season All-State...2009 First Team Academic All-State...2008 First Team All-Area...Bench Press - 375, Squat - 475...31-inch Vertical Leap.

PERSONAL – Full name is Conner Warren Mays...Economics and Business major.

Mays' Career Stats

Receiving							
YR	G	No.	Yds.	Avg.	LG	TD	YPG
2011	11	1	3	3.0	3	1	0.3
Totals	11	1	3	3.0	3	1	0.3

Defensive									
YR	G	T/A	Tot.	QBS	TFL-Y	FR	FF	PBU	Int.
2012	11	0/0	0	0	0	0	0	1	0
Totals	11	0/0	0	0	0	0	0	1	0



#24 Chap Michie

R-Sophomore ♦ DB ♦ 6-3, 187

Richmond, Va.

Douglas Freeman

Returns to the free safety position in a reserve


role...will give depth in the secondary.

2012 – Did not see game action

2011 – Did not see game action.

HIGH SCHOOL – A graduate of Douglas Freeman High School in Richmond, Va.

PERSONAL – Full name is Robert Chapman Michie...Applied Mathematics major.



#73 Connor Mildrum

R-Freshman ♦ DL ♦ 5-11, 250

Richmond, Va.

Glen Allen

Came to the team as a walk-on last season...has worked out on the defensive line...has practiced at nose tackle where he will give the position depth...had a tackle and an assist in the final spring scrimmage.

2012 – Did not see game action.

HIGH SCHOOL – A graduate of Glen Allen (Va.) High School.

PERSONAL – Full name is John Connor Mildrum...Civil Engineering major.



Nate Murray (L) and Will Lucas (R)



#19 Doug Moore

Sophomore ♦ DB ♦ 5-10, 190

Washington, D.C.

Friendship Collegiate

ONE-YEAR LETTERMAN – Saw action as a true freshman last year late in the season...will be in the two-deep picture and is listed at no. 2 at one cornerback position...broke up two passes in the spring scrimmage...should see ample playing time this fall and could also help out on special teams.

2012 – Did not play the first six games of the season but was pressed into service in week seven against Coastal Carolina...played 46 snaps against Liberty and posted two solos and one assist and aided in a tackle for loss...lettered for the first time

HIGH SCHOOL – A graduate of Friendship Collegiate (Washington, D.C.)...rated one of the top 25 players in Washington D.C. by SuperPrep and Rivals...team captain of #2 ranked team in the Washington D.C. area...Certificate of Achievement: Magna Cum Laude Award recipient junior and senior year...Chesapeake Bowl Game...All-Mid-Atlantic Team...2011 Stats: 83 tackles, six pass break-ups, four forced fumbles and two fumble recoveries.

PERSONAL – Full name is Douglas Nathaniel Moore...Psychology major.

Moore's Career Stats

Defensive										
YR	G	T/A	Tot.	QBS	TFL-Y	FR	FF	PBU	Int.	Yds.
2012	5	2/1	3	0	0.5-1	0	0	0	0	0
Totals	5	2/1	3	0	0.5-1	0	0	0	0	0



#63 Nate Murray

R-Sophomore ♦ OL ♦ 6-3, 325

Melbourne, Fla.

Satellite

ONE-YEAR LETTERMAN – Projected to step into a starting role full time on the offensive line this fall...has been both a starter and reserve...listed on the post-spring depth chart at starting right guard...will play with more experience this season.

2012 – Missed the opener at Delaware State before playing the last 10 games of the season...saw playing time increase as the year progressed...made two starts at left guard (Richmond, Liberty) and two starts at right guard...lettered for the first time.

2011 – Did not see game action.

HIGH SCHOOL – A graduate of Satellite High School in Melbourne, Fla...two-year letterman, two-year starter on both OL and DL...team Captain as a Senior...Iron Scorp Club 2010 (top lifter with 1065 lbs. in squat, clean, bench)...All-Florida District 11 2010, All-Cape Coast Conference Team 2010 (OL)...Brevard County All-Star 2010 (OL/DL)...regional finalist in track & field 2010 - shot and discus.

PERSONAL – Full name is Nathan D. Murray...History major.





#99 Joe Nelson

R-Freshman ♦ DL ♦ 6-3, 265

Hampton, Va.

Tabb

Projected to be in the defensive tackle rotation after taking a redshirt year last fall...highly regarded as his play has been compared to All-Big South performer Charlie Jones...on the post-spring depth chart at reserve nose tackle...had an excellent spring practice...had three tackles in the final spring scrimmage.

2012 – Did not see game action.

HIGH SCHOOL – A graduate of Tabb High (Hampton, Va.)

PERSONAL – Full name is Joseph Matthew Nelson.



#37 Dakota Nicely

R-Sophomore ♦ LB ♦ 6-1, 230

Clifton Forge, Va.

Alleghany

Figures in the depth picture at inside line-backer...listed as reserve at "Mike"...should also see action at special teams last year where he saw his first action.

2012 – Did not play in the first two games and made his season debut against Richmond...played a season-high 17 snaps against Coastal Carolina and had two tackles.

2011 – Did not see game action.

HIGH SCHOOL – A graduate of Alleghany High School in Clifton Forge, Va.

PERSONAL – Full name is Dakota Wayne Nicely...Economics and Business major.

Nicely's Career Stats

Defensive											
YR	G	T/A	Tot.	QBS	TFL-Y	FR	FF	PBU	Int.	Yds.	TD
2012	4	1/2	3	0	0	0	0	0	0	0	0
Totals	4	1/2	3	0	0	0	0	0	0	0	0



#28 Tyler Owens

R-Junior ♦ OLB ♦ 6-1, 210

Douglasville, Ga.

Lithia Springs

ONE-YEAR LETTERMAN – Working to

get back from shoulder injury and surgery last November that sidelined him for spring practice...his return would bolster the depth situation at outside line-backer...should be in the two-deep scenario at outside linebacker.

2012 – Played in reserve and special teams roles in all 11 games and lettered for the first time...made his only start of the season against Coastal Carolina and had a season-high 9 tackles...had four solos and two assists against Charleston Southern...racked up a tackle-for-loss for four yards at Gardner-Webb.

2011 – Did not see game action.

2010 – Did not see game action.

HIGH SCHOOL – 2010 – Invitation O/D All American Game...2009 – Top 100 in Georgia...Region 5-AAAA Feb 15...2008/09 – Team Captain...2008 – All Conference...2008 Stats: 135 Tackles, 10 TFL, five Sacks, four Forced Fumbles, two Interceptions, one TD...3.5 GPA/Board Scholar.

PERSONAL – Full name is Tyler Ashton Owens...Biology major.

Owens' Career Stats

Defensive											
YR	G	T/A	Tot.	QBS	TFL-Y	FR	FF	PBU	Int.	Yds.	TD
2012	11	12/15	27	0.5	1.5-5	0	0	0	0	0	0
Totals	11	12/15	27	0.5	1.5-5	0	0	0	0	0	0



#80 Samuel Patterson

Sophomore ♦ WR ♦ 6-5, 205

Keswick, Pa.

Monticello

ONE-YEAR LETTERMAN – Put together

a strong spring practice and continues to impress with big play capability...will be a top receiver target this fall as he moves into his first full season of action...listed as a starter at one wideout position...caught a 60-yard touchdown pass in the Roanoke spring scrimmage and led all receivers with five catches for 133 yards...added a 25-yard catch in the final spring scrimmage.

2012 – Played in 10 games and caught six passes for 61 yards...caught his first two passes against Charleston Southern including a season-long 17 yarder...also snagged a 16-yard pass against Gardner-Webb...lettered for the first time.

HIGH SCHOOL – A graduate of Monticello High School (Keswick, Va.)...two-year Honor Roll...four-year offense varsity starter (WR/TE)...three-year defensive varsity starter (DE/LB)...First Team All-Region as WR, Second Team as a DE (Senior)...All-District First Team as a senior, both at WR and DE...team's leading receiver for final three HS years...four-year varsity baseball starter...All-State and All-Conference as a junior.

PERSONAL – Full name is Samuel Charles Patterson...Economics and Business major.

Patterson's Career Stats

Receiving							
YR	G	No.	Yds.	Avg.	LG	TD	YPG
2012	10	6	61	10.2	17	0	6.1
Totals	10	6	61	10.2	17	0	6.1



#52 Tommy Payne

R-Sophomore ♦ OL ♦ 6-3, 295

Louisa, Va.

Louisa


Has worked back from past injury and should help depth on the O-line...listed as a backup at left guard...has good potential and size to make a contribution in the future.

2012 – Did not see game action.

2011 – Did not see game action

HIGH SCHOOL – A graduate of Louisa (Va.) High School...senior year – Team Captain...VHSCA – First Team All-State (OT)...First Team All-Region II...First Team All-Jefferson District...First-Team Free-Lance Star All-Area...junior year – Honorable Mention All-District...3.7 overall GPA...member of the National Honor Society...2010 Falcon Club Citizenship Award.

PERSONAL – Full name is Glenn Thomas Payne...English major.



#57 Weston Reber

R-Senior ♦ LB ♦ 6-3, 235

Huntersville, N.C.

Hopewell

THREE-YEAR LETTERMAN - Returning starter at inside linebacker...leading returning tackler...expected to contend for all-conference consideration...should be a leader on the defensive unit. Plays with high-intensity and emotion...earned "Red Yellow" award conditioning status and was one of 14 to achieve that distinction...has 130 career tackles.

2012 - Led VMI defense in tackles in 2012 with 87 tackles...ranked fourth overall in the Big South in tackles per game with 7.9...posted double-digit tackle games against Liberty (12), The Citadel (11) and Presbyterian (10)...recovered a fumble against Presbyterian...credited with nine tackles in both the Coastal Carolina and Gardner-Webb games...lettered for the third time.

2011 - Played in all 11 games for the second consecutive season and lettered...had nine tackles and 20 assists on the season...had five tackles against Akron with a half tackle-for-loss (-2 yards) and a forced fumble...posted four tackle games against William & Mary and Stony Brook...finished the season with a bang with a season-high seven tackles and a tackle-for-loss...racked up a 13-yard sack against Richmond and forced a fumble...cited by staff for outstanding effort in the William & Mary and Richmond games...on the field for 238 plays during the year.

2010 - Played in the first four games at inside linebacker and also contributed on special teams...had four solos and six assists...logged three tackles against Lock Haven and Virginia...credited with a sack for one yard against Presbyterian and forced a fumble in that game.

2009 - Saw action in all 11 games in a reserve and special teams role...played the most in the James Madison game where he saw 27 plays of action...had three tackles and one assist on the season.

HIGH SCHOOL - 2008 Team Captain...2008 All-Conference, All-Mecklenburg Area and Bronco Nagurski Student-Athlete Finalist...Two-year member of National Math Honor Society (Mu Alpha Theta)...Two-year member of National History Honor Society.

PERSONAL - Full name is Weston Carl Reber...Applied Mathematics major.

Reber's Career Stats

Defensive											
YR	G	T/A	Tot.	QBS	TFL-Y	FR	FF	PBU	Int.	Yds.	TD
2009	11	3/1	4	0	0-0	0	0	0	0	0	0
2010	5	4/6	10	1.0	1.0-1	0	1	0	0	0	0
2011	11	9/20	29	1.0	3.5-19	1	1	0	0	0	0
2012	11	25/62	87	0	1.0-2	1	0	0	0	0	0
Totals	38	41/89	130	2.0	5.5-22	2	2	0	0	0	0



Weston Reber



#78 Chad Reed

R-Freshman ♦ OL ♦ 6-6, 320

Dover, Pa.

Dover

Will not be eligible to play in 2013...redshirted last season.

2012 - Did not see game action.

HIGH SCHOOL - A graduate of Dover (Pa.) High School...2011 Heavyweight Division Lift-A-Thon Champion of the Football Team...two-time First Team Division 2 All-Star...chosen as Hot 100 Junior by Big 33, also nominated for senior version the following year...nominated for Pennsylvania Scholastic Football Coaches Association East/West Game senior year...two-star ranking by ESPN, ranked 79th in state and regionally 182nd (OT) and 285th (all positions).

PERSONAL - Full name is Chad Eugene Reed...Psychology major.



Derrick Ziglar

#15 James Rogers

R-Junior ♦ WR ♦ 5-11, 190

Midland, Va.

Liberty



TWO-YEAR LETTERMAN - Has developed into a dependable and consistent receiver who can turn in the big play...put up bigger numbers last year and followed with another impressive spring...is the leading returning receiver on the squad...slated to start at one wide receiver position caught four passes for 32 yards in the Roanoke scrimmage and had four catches for 100 yards in the final spring scrimmage including 55-yard haul on the second play.

2012 - Led the team in receptions (32) and receiving yards (320)...caught five passes for 103 yards against Gardner-Webb including a career-long 80-yarder for a touchdown that was VMI's longest scoring play last year...caught a pass in all 11 games and had five games of four or more receptions...snagged six passes each against Richmond and Coastal Carolina...caught four passes for 52 yards including a 27-yarder on the opener against Delaware State...lettered for the second time.

2011 - Played in 10 games and caught at least one pass in all but one of his games last season...caught 17 passes - the fifth most on the team...caught five passes against Stony Brook and snagged two passes in four other games...had a season-long 23 yard reception against Coastal Carolina.

2010 - Did not see game action.

HIGH SCHOOL - Graduate of Liberty High School.

PERSONAL - Full name is James Brett Rogers II...Civil Engineering major.

Rogers' Career Stats

Receiving

YR	G	No.	Yds.	Avg.	LG	TD	YPG
2011	10	17	124	7.3	23	0	12.4
2012	9	32	320	10.0	80	1	35.6
Totals	19	49	444	9.1	80	1	23.4



#66 Iyan Roseborough

R-Freshman ♦ OL ♦ 6-3, 325

Jenkinsville, S.C.

Fairfield Central

Listed on the post-spring depth chart at no. 2 left tackle...could figure into the depth situation on the offensive line...has good size and strength...coming off a red-shirt season.

2012 – Did not see game action.

HIGH SCHOOL – A graduate of Fairfield Central High School (Jenkinsville, S.C.)...four-year varsity letterman...All-State...All-Region...ranked #31 by ESPN - all athletes in South Carolina...member of FBIA, DECCA, Student Government, and the Principle Student Body Counsel.

PERSONAL – Full name is Iyan Berkley Roseborough...Mechanical Engineering major.



#50 Patrick Sexton

R-Senior ♦ LS ♦ 6-5, 215

Virginia Beach, Va.

Tallwood

TWO-YEAR LETTERMAN - Has handled the snapping chores for multiple years...slated to perform the same task for his final year of the eligibility...has stabilized a very important part of the special teams.

2012 – Played in all 11 games last year and handled snapping chores...had a solo tackle at Navy...lettered for the second time.

2011 – Played eight games last season serving as a snapper...missed the first three games of the year before appearing in the Akron game...was on the field for 45 plays...made a tackle in the season finale against Gardner-Webb.

2010 - Took over some snapping duties at mid-season when Logan Sorenson went down with a knee injury in week five...on the field for games against Stony Brook, Liberty, Charleston Southern, Army, Coastal Carolina, Old Dominion and Gardner-Webb...saw action on 47 plays.

2009 - Did not see game action.

HIGH SCHOOL - A graduate of Tallwood High School in Virginia Beach, Va.

PERSONAL - Full name is Patrick Michael Sexton...Mechanical Engineering major.



Justin Smith (R)



#23 Cody Shirley

Sophomore ♦ RB ♦ 5-10, 205

Knoxville, Tenn.

Knoxville Catholic

ONE-YEAR LETTERMAN - Returns after playing a season as a true freshman...will contribute to the running game and give depth to the offensive backfield...missed spring practice recovering from off-season shoulder surgery...adapted well to the offense last season.

2012 – Played in nine games on the season and rushed for 58 yards on 18 carries and caught 11 passes for 53 yards...made college debut against Richmond in week three...rushed for a season-high 19 yards against Presbyterian...caught three passes in the Richmond and Liberty games...scored on a three-yard touchdown run against The Citadel...lettered on the season.

HIGH SCHOOL - Over final two high school seasons, rushed for 871 yds. and ten touchdowns while making 88 tackles with one interception (returned for TD)...nominated All District 4-AA TSSAA in 2009 and was the starting fullback and outside linebacker for the state champions Knoxville Catholic...2010: Finished 11th overall - Nike Combine in Pittsburgh, Pa. out of over 500 athletes...listed as Top Talent in TN - Football Time in TN Magazine...member of the 2009 State Runner-up team in baseball playing Centerfield, leading off and batting .369 during league play.

Shirley's Career Stats

Rushing

YR	G	No.	Yds.	Avg.	LG	TD	YPG
2012	9	18	58	3.2	10	1	6.4
Totals	9	18	58	3.2	10	1	6.4

Receiving

YR	G	No.	Yds.	Avg.	LG	TD	YPG
2012	9	11	53	4.8	15	0	5.9
Totals	9	11	53	4.8	15	0	5.9



#91 Justin Smith

R-Senior ♦ DL ♦ 6-1, 255

Maryville, Tenn.

Maryville

THREE-YEAR LETTERMAN - Should lead the defensive line this fall...talented senior and returning starter who should contend for All-Big South honors...expected to start at right end...one of three team members to attain the second-highest testing group scores as "Iron Keydet"...set a personal strength and conditioning record with 25 pull-ups...has made 22 consecutive starts on the defensive line and with 122 career tackles including 12.5 tackles for loss.

2012 - Led Big South linemen in tackles in 2012 with 61 stops including 33 solo hits and 28 assists...had 7.5 tackles for loss for 23 yards and 2.5 sacks for 10 yards in 2012...posted a season-high 11 tackles against The Citadel and had seven tackles and three assists for 10 tackles against Stony Brook...had two quarterback hurries against Delaware State and forced a fumble against Charleston Southern...logged eight solo tackles against Navy...lettered for the third time.

2011 - Flourished in his first full year as a starting defensive tackle and had 38 stops in 11 games...posted a season-high nine tackles against William & Mary including a sack for -7 yards...logged three tackles and three assists against Akron and posted five tackles against Stony Brook...also logged sacks against Charleston Southern and Presbyterian College...had quarterback hurries against Delaware State, Richmond, and Charleston Southern...had six games with four or more tackles.

2010 - Saw substantial playing time throughout the season in a reserve role on the defensive line...played a season-high 37 snaps in the win at CSU and had six tackles and a half tackle-for-loss...registered three tackles each against Liberty and Old Dominion...picked up a 10-yard sack in the opener against Lock Haven...also contributed a sack against Gardner-Webb.

2009 - Did not see game action.

HIGH SCHOOL - 4A TACA All-State, TSWA All-State, Consensus All-State 4A Defense, AP All-State Defense, Reebok All-State Defensive Team (2008)...finished career with 255 tackles (39.5 for loss), 21 sacks, 13 fumbles caused and 11 fumbles recovered...MaxPreps Medium School Second Team Defense All-American 2008...Toyota East/West All-Star Game Defensive MVP, East Squad...2008 team captain...team finished in the top-10 of three major polls in 2007...59-1 H.S. record, was part of 74-game win streak.

PERSONAL - Full name is Justin Christopher Smith...Economics and Business major.

Justin Smith's Career Stats

Defensive											
YR	G	T/A	Tot.	QBS	TFL-Y	FR	FF	PBU	Int.	Yds.	TD
2010	11	8/15	23	1.0	2.0-12	0	0	0	0	0	0
2011	11	11/27	38	1.5	3.0-10	0	0	0	0	0	0
2012	11	33/28	61	2.5	7.5-22	0	1	0	0	0	0
Totals	33	52/70	122	5.0	12.5-44	0	1	0	0	0	0



#16 Mike Smith

Senior ♦ DB ♦ 5-9, 173

Mims, Fla.

Astronaut

THREE-YEAR LETTERMAN - The most experienced defensive back returning to the secondary...big play performer who led the team in interceptions last year...had another strong spring of conditioning (tested Red/Yellow award) and followed with an interception in the final spring scrimmage...always gives the Keydet defense a quality cornerback when he is on the field and is a capable kick returner.

2012 - Made 11 starts at cornerback and finished the season with 15 solo tackles and 16 assists for 31 stops...led the team with three interceptions and returned them for a total of 66 yards...broke up four passes to co-lead the team along with James Fruehan and Mike Johnson...had a season-high six tackles against Stony Brook...racked up three solos and two assists with a tackle-for-loss against Gardner-Webb...intercepted passes against Chowan, The Citadel, and Liberty...lettered for the third time...had a 55-yard kick return against The Citadel.

2011 - Played in seven games in a season that was affected by injury...started the first three games at cornerback and made six starts on the year...missed the Akron, Liberty, Presbyterian College and Gardner-Webb games...finished the year with 29 tackles including 18 solo hits...had a career-high 11 tackles with eight solo stops against Stony Brook...had five solos and two assists against Delaware State in the opener...logged five tackles against Richmond...broke up a pass against William & Mary...lettered for the second time.

2010 - Played in 10 games and lettered for the first time...made starts against Charleston Southern and Army and posted five tackles with a pass break-up in each of those games...had four stops against Old Dominion with a pass break-up...received coaches outstanding effort grades in five games...played a season-high 97 snaps in his first collegiate start against Charleston Southern.

HIGH SCHOOL - Four-year letterwinner...Student-Athlete of the Year...First Team All-Conference Junior and Senior Year...Fellowship of Christian Athletes Player of the Year in Region - Senior & Junior Year...Defensive Stats - 22 Interceptions, 43 deflections, 273 tackles, 6 interceptions returned for a TD...Offensive Stats: Junior - Senior Year...309 Carries for 2783 Yds., 21 Touchdowns, 53 Receptions for 483 Yds., 4 touchdowns...3.2 GPA.

PERSONAL - Full name is Michael Joseph Smith, Jr...Economics and Business major.



Mike Smith's Career Stats


Defensive											
YR	G	T/A	Tot.	QBS	TFL-Y	FR	FF	PBU	Int.	Yds.	TD
2010	10	15/5	20	0	0.5-1	0	0	3	0	0	0
2011	7	18/11	29	0	0.0-0	0	0	1	0	0	0
2012	11	15/16	31	0	1.5-3	0	0	7	3	66	0
Totals	28	48/32	80	0	2.0-4	0	0	11	3	66	0

Kickoff Returns

YR	Att.	Yds.	Avg.	LG	TD
2012	17	299	17.6	55	0
Totals	17	299	17.6	55	0

Punt Returns

YR	Att.	Yds.	Avg.	LG	TD
2010	1	3	3.0	3	0
Totals	1	3	3.0	3	0



#41 Logan Staib

R-Junior ♦ OLB ♦ 6-1, 225

Midlothian, Va.

Monacan

TWO-YEAR LETTERMAN - Has

improved year-by-year to become one of the top defenders on the unit and a solid performer...a returner two-year starter at outside linebacker...broke a thumb during spring ball which limited his work but strength tested out at "Keydet" award status which was the third highest point range...set a new team strength record by squatting 600 lbs...looking to put up big numbers on defense again this season.

2012 - Played and started in all 11 games and tied for third on the team in tackles with 73 tackles on 34 solos and 39 assists...tied for second on the team in tackles for loss with 7.5 for 19 yards...recovered two fumbles (Navy, Chowan) to co-lead the defense...posted double-digit back-to-back tackles with 10 against Richmond (1.5 TFL-3 yards) and Navy with nine solos and two assists...broke up two passes against Chowan to go with his nine tackles...lettered for the second time.

2011 - Put up big numbers on the season and played all 11 games with five starts...made his first college start in the Akron game before returning to the starting lineup for the last four games of the year...compiled 47 tackles including 28 solos...posted a season-high 14 tackles against The Citadel including 11 solo hits...also recovered a fumble against The Citadel and had 1.5 tackles-for-loss for 5 yards...posted a sack for three yards against Charleston Southern...intercepted a pass which halted a William and Mary scoring drive and returned the errant throw 10 yards...posted nine tackles at Richmond and seven tackles in the season finale against Gardner-Webb...lettered for the first time.

2010 - Did not see game action.

HIGH SCHOOL - 2009 Southern Virginia's Army Ironman of the Year (Two-way player award)...First Team Dominion District Defensive Back 2009 (unanimous)...Second Team Dominion District Punter...Second Team All-Metro Defensive Back 2009...All-District All-Academic Team 2009...started as quarterback, safety, and punter in all games of the 2009 season - threw 79 completions for 1300 yards and 11 touchdowns, while running for seven touchdowns...assisted in 66 tackles as safety, 30 of those solo tackles...averaged 35 yards per punt...4.0 student and member of the National Honor Society, Beta Club and FCA...All-District outfielder in baseball.

PERSONAL - Full name is Logan Andrew Staib...Electrical Engineering major.

Staib's Career Stats

Defensive											
YR	G	T/A	Tot.	QBS	TFL-Y	FR	FF	PBU	Int.	Yds.	TD
2011	11	28/19	47	1.0	2.5-8	1	0	3	1	10	0
2012	11	34/39	73	0	7.5-19	1	2	4	1	0	0
Totals	22	62/58	120	1.0	10.0-27	2	2	7	2	10	0





Logan Staib (L)



#83 Alec Thompson

Senior ♦ WR ♦ 6-3, 200
Brookville, Va.
Forest

ONE-YEAR LETTERMAN -

Continues to add depth to the receiving corps...one of the most experienced receivers returning to the team...will be in the two-deep rotation again this fall...continues to work out at "Z" position.

2012 - Played in all but two games (Charleston Southern, Gardner-Webb) and was on the field for 19 plays against Chowan and 15 plays against Richmond...caught one pass for 11 yards against Chowan and one pass for four yards against Richmond...lettered for the first time.

2011 - Played in seven games and caught two passes for 18 yards...played in the first six games before not seeing action over the next four games...saw the majority action early in the season and caught both passes against Richmond in week three.

2010 - Played in eight games as a true freshman...caught one pass for 12 yards against Old Dominion...played a season-high 12 snaps against Old Dominion.

HIGH SCHOOL - Starter at both wide receiver and quarterback at Brookville...caught 10 passes for 154 yards and a touchdown in the 2008 Group AA, Division 3, state championship game...three-year letterman.

PERSONAL - Full name is Alec Barrett Thompson...Civil Engineering major.

Alec Thompson's Career Stats

Receiving							
YR	G	No.	Yds.	Avg.	LG	TD	YPG
2010	8	1	12	12.0	12	0	1.5
2011	7	2	18	9.0	11	0	2.6
2012	9	2	15	7.5	11	0	1.7
Totals	24	5	45	9.0	12	0	1.9



Mario Thompson



#87 Mario Thompson

R-Senior ♦ TE ♦ 6-3, 235
Newport News, Va.
Menchville

THREE-YEAR LETTERMAN -

A veteran at tight end looking to finish his college career on the upswing...good hands and adds yards after catch to go along with his blocking skills...sustained a knee sprain in the first spring scrimmage which limited his work in drills...has the ability to contend for all-conference honors.

2012 - Played in nine games missing both the Richmond and Navy games in weeks three and four...caught 19 passes for 166 yards and two touchdowns...finished the year with seven catches for 60 yards and a touchdown...opened the year with four catches for 22 yards...had season long 20-yard receptions against Gardner-Webb and Liberty...lettered for the third time.

2011 - Ranked third on the team in most receiving yards with 222...averaged 20.2 yards per catch...snagged a 70-yard touchdown pass against Richmond Sept. 17 which was the third longest pass play of the year...developed into a dependable big-play option last year...caught passes in three consecutive games twice last year...had 114 yards receiving against Richmond...caught two passes each against Delaware State, Richmond, Coastal Carolina, and Charleston Southern...had a 29-yard reception against William & Mary...also made two tackles on special teams...lettered for the second time.

2010 - Played in all 11 games in a reserve and special teams roll and lettered for the first time...caught three passes for 35 yards on the season...snagged two passes for 25 yards in the season opener against Lock Haven...had an eight yard reception against Virginia...made three tackles on special teams including two stops at Old Dominion.

2009 - Did not see game action.

HIGH SCHOOL - Graduated from Menchville High School in Newport News, Va.

PERSONAL - Full name is Mario Dennard Thompson...Psychology major.

Mario Thompson's Career Stats

Receiving							
YR	G	No.	Yds.	Avg.	LG	TD	YPG
2010	11	3	33	11.0	14	0	3.0
2011	11	11	222	20.2	70	1	20.2
2012	9	19	166	8.7	20	2	18.4
Totals	31	33	421	12.8	70	3	1.9



#21 Jabari Turner

Junior ♦ RB ♦ 6-0, 210
Wakefield, Va.
Sussex Central

TWO-YEAR LETTERMAN -

The leading returning rusher and second-leading returning receiver...one of the most active and moving parts of the offense when he is on the field...versatile back who can get tough yards inside as well as capture the corner...good hands make him a valuable option...had part of spring practice limited by injury...will rotate with Derrick Ziglar to handle the bulk of the running game.

2012 - Led the team in rushing with 375 yards on 110 carries and topped the team with four touchdowns...was second on the team in receiving with 25 catches for 301 yards and two receptions...caught a swing pass for 81 yards against The Citadel which was VMI's longest play from scrimmage during the year...rushed for a season-long 71 yards on 20 carries and a touchdown against Presbyterian College...led the team in scoring with 36 points and also paced in total yardage with 676 and averaged 61.5 yards per game...rushed for 67 yards and caught six passes for 38 yards against Navy...lettered for the second time.

2011 – Played as a true freshman and lettered...saw action in 10 games getting on the field in all contests except the season finale against Gardner-Webb ...gradually saw his playing time increase as the year progressed and ranked third on the team in rushing with 87 yards on 21 carries and one touchdown...carried a season-high 12 times for 48 yards and a touchdown against The Citadel...rushed three times for 15 yards including a nine-yard run against Presbyterian College...netted 12 yards on three carries against Coastal Carolina.

HIGH SCHOOL - A graduate of Sussex Central in Wakefield, Va.

PERSONAL - Full name is Jabari Ravon Turner...Psychology major.

Turner's Career Stats

Rushing

YR	G	No.	Yds.	Avg.	LG	TD	YPG
2011	10	21	87	4.1	18	1	8.7
2012	11	110	375	3.4	20	4	34.1
Totals	21	131	462	3.5	20	5	22.0

Receiving

YR	G	No.	Yds.	Avg.	LG	TD	YPG
2012	11	25	301	12.0	81	2	27.4
Totals	11	25	301	12.0	81	2	27.4



Jabari Turner



#71 Jordan Veal

R-Freshman ♦ OL ♦ 6-4, 325

Chesapeake, Va.

Western Branch

Status for this season is uncertain after undergoing shoulder surgery during spring ball...hopes to get back to make a contribution...will help offensive line the depth situation once he is 100 percent healthy.

2012 - Did not see game action.

HIGH SCHOOL - A graduate of Western Branch High School (Chesapeake, Va.)...First Team All-District, Second Team All-Tidewater (senior)...Second Team All-District (junior)...three-year letterman and varsity starter...four-year recipient of Virginia High School Academic Recognition Award...senior year team captain...two-time team Offensive Lineman of the Year.

PERSONAL – Full name is Jordan Anthony Veal...Economics and Business major.



Above: The Keydets celebrate a touchdown in a win over Chowan.

Below: Preseason All-Big South lineman Will Lucas



James Rogers



#97 John Washington

R-Junior ♦ DE ♦ 6-2, 255

Midland, Va.

Liberty

TWO-YEAR LETTERMAN - Has developed into an explosive playmaker on the defensive line...has put in superb strength

and conditioning each year which has elevated his play...projected to start at left end...tested at "Iron Keydet" award level - one of only three on the team to score at that range.

2012 - Played in all 11 games with one start in the season's final game against Liberty...had 26 tackles which included 4.5 tackles-for-loss and 2.5 sacks for 14 yards...highlight of the year was a fumble return for 70 yards and a touch-down against Charleston Southern which was VMI's third-longest play of the year and second longest scoring play of the season...finished the season with 12 tackles over his last two games with five tackles and a sack (-8 yards) against The Citadel and seven tackles with a sack (-1 yard) against Liberty...lettered for the second time.

2011 - Played in 10 games and lettered for the first time...missed the opener against Delaware State but gradually saw playing time increase culminating with a season-high 41 snaps against Gardner-Webb...had four tackles each in his first two games of the season against William & Mary and Richmond...had a sack for -8 yards against Richmond...posted three tackles against Coastal Carolina and a tackle-for-loss for one yard...on the field for 233 plays on the season.

2010 - Did not see game action.

HIGH SCHOOL - As a senior - 58 tackles - three TFL - 10 sacks - one forced fumble - five passes defended...three-year starter...team captain...First Team All-Evergreen District...All-Evergreen District Defensive Player of the Year...First Team All-Region...First Team All-State (AP, VAPREPS and VHSCA).

PERSONAL - Full name is John Dulany Washington...Economics and Business major.

Washington's Career Stats

Defensive													
YR	G	T/A	Tot.	QBS	TFL-Y	FR	FF	PBU	Int.	Yds.	TD		
2011	10	7/9	16	1.0	2.0-9	0	0	0	0	0	0		
2012	11	10/16	26	2.5	4.5-23	1	2	0	0	0	0		
Totals	21	17/25	42	3.5	6.5-32	1	2	0	0	0	0		



John Washington



The Keydets await the Doxology following the 2012 Navy game.



#2 Deon Watts

Junior ♦ WR ♦ 5-11, 197

Powhatan, Va.

Blessed Sacrament

Huguenot

TWO-YEAR LETTERMAN - Has

moved between receiver and running back since beginning his career at the Institute...makes things happen when he gets the ball...listed on the post-spring depth chart at "H" and will rotate there.

2012 - Played in all 11 games and lettered for the second time...started the season at running back but moved to wide receiver at midseason to enhance his touches...caught nine passes for 115 yards on the season...opened the year with two catches for 28 yards including a 20-yarder against Delaware State...had a 14-yard run against Navy...closed out the season with four catches for 30 yards against Liberty...lettered for the second time.

2011 - Did not play the first four games...made college debut at Coastal Carolina and played the last seven games of the season...lettered...on the field for 27 plays for the last two games against Presbyterian College and Gardner-Webb...had best game against The Citadel where he made two tackles including one for loss and forced a fumble...blocked a kick against Gardner-Webb in the season finale.

HIGH SCHOOL - A graduate of Blessed Sacrament Huguenot in Powhatan, Va...Accolades as follows - Senior year - First Team All-Conference RB, LB and P...Defensive Player of the Year in conference...First Team All-State RB, LB and P...Second Team All-Metro Utility Player...Junior year - First Team All-Conference RB and P...First Team All-State RB...Honorable Mention All-Metro RB...Sophomore year - First Team All-Conference RB/LB...Defensive POTY in conference...Second Team All-Conference P...First Team All-State LB...Second Team All-State RB...Overall state - 329 carries, 2,943 yards, 39 TD, 31 receptions, 429 yards, seven TD's, 140 solo tackles, 97 assists, 237 total, 50.5 tackles-for-loss, six sacks, eight recovered fumbles, 11 interceptions.

PERSONAL - Full name is Deon Lamarr Watts...Psychology major.



Watts' Career Stats

Defensive											
YR	G	T/A	Tot.	QBS	TFL-Y	FR	FF	PBU	Int.	Yds.	TD
2011	7	2/1	3	0	1.0-2	0	1	0	0	0	0
2012	11	2/5	5	0	0	0	0	0	0	0	0
Totals	18	4/6	8	0	1.0-2	0	1	0	0	0	0

Punt Returns

YR	Att.	Yds.	Avg.	LG	TD
2011	1	17	17.0	17	0
Totals	1	17	17.0	17	0

Rushing

YR	G	No.	Yds.	Avg.	LG	TD	YPG
2012	11	14	38	2.7	14	0	3.5
Totals	11	14	38	2.7	14	0	3.5

Receiving

YR	G	No.	Yds.	Avg.	LG	TD	YPG
2012	11	9	115	12.8	38	0	12.8
Totals	11	9	115	12.8	38	0	12.8



#45 Miller Williams

Junior ♦ LB ♦ 6-1, 220
Mountain Brook, Ala.
Mountain Brook

TWO-YEAR LETTERMAN

Will continue to provide depth at inside linebacker...listed there on the post-spring depth chart...finished spring ball with a sack in the last spring scrimmage...lettered as a true freshman and now has two letters.

2012 – Played in all 11 games and was on the field for 380 total plays playing at reserve inside linebacker and on special teams...finished with 35 total tackles and had four-for-loss (-9 yards)...had seven tackles against Richmond and six tackles against Coastal Carolina...credited with two tackles-for-loss against Charleston Southern...lettered for the second time.

2011 - Played in 10 games and lettered as a true freshman...saw most action on special teams...did not get on the field for the opener but made his college debut one week later against William & Mary...was in action for 73 plays on the season.

HIGH SCHOOL - A graduate of Mountain Brook High School in Mountain Brook, Ala...three-year starter with over 340 tackles...helped lead his team to the district semifinals his senior year...played in the AL/MS All Star game in Mobile December 2010...2010 Birmingham News All-Metro, Birmingham South All-Metro, South Lineman of the Year and Over the Mountain Football Team...permanent Team Captain for Mountain Brook...honoree at the 2010 Best in High School Football Patrick Promotions Award Banquet...Birmingham All-Metro Team junior year, after having 127 tackles & one TD...awarded "Outstanding Athlete" his freshman year when he played football & baseball...member of Carpenter Hands Ministry through his church.

PERSONAL - Full name is Miller Grieve Williams IV...Civil Engineering major.

Williams' Career Stats

Defensive											
YR	G	T/A	Tot.	QBS	TFL-Y	FR	FF	PBU	Int.	Yds.	TD
2011	11	0/0	0	0	0-0	0	0	0	0	0	0
2012	11	8/27	35	1.0	4.0-9	0	0	0	0	0	0
Totals	11	8/27	35	1.0	4.0-9	0	0	0	0	0	0



#49 Tyler Zane

R-Freshman ♦ WR ♦ 6-3, 190
Burke, Va.
Fairfax

Came to the team as a walk-on last year and participated in spring drills...competing to get a spot in the two-deep at "X" receiver...could help the depth situation in the receiving corps.

2012 – Did not see game action.

HIGH SCHOOL – A graduate of Fairfax (Va.) High School.

PERSONAL – Full name is Robert Tyler Zane...Civil Engineering major.



#39 Derrick Ziglar

R-Sophomore ♦ RB ♦ 5-9, 230
Martinsville, Va.
Martinsville

ONE-YEAR LETTERMAN

Got progressively better since the end of last year's preseason camp and is projected at the top spot at tailback on the post-spring depth chart...had reps limited by a hamstring injury in spring ball but should be ready to go when camp opens...tough runner inside with good blocking skills...should have another strong season in the backfield...was a "Keydet" level award winner in strength testing in the spring.

2012 – Rushed for 239 yards which was second-most on the team and caught 18 passes for 116 yards...played in all 11 games and started at running back against The Citadel when he rushed for a season-high 51 yards on 11 carries and caught three passes for 22 yards...did not reach the end zone but made several plays to set up scoring drives...had four games (Charleston Southern, Stony Brook, The Citadel, Liberty) with four or more catches...caught a pass in nine of 11 games last year...lettered as a redshirt freshman.

2011 – Did not see game action.

HIGH SCHOOL - A graduate of Martinsville High School in Martinsville, Va.

PERSONAL – Full name is Derrick Alphonso Ziglar, Jr...Biology major.

Ziglar's Career Stats

Rushing							
YR	G	No.	Yds.	Avg.	LG	TD	YPG
2012	11	68	239	3.5	15	0	21.7
Totals	11	68	239	3.5	15	0	21.7

Receiving							
YR	G	No.	Yds.	Avg.	LG	TD	YPG
2012	11	18	116	6.4	18	0	10.5
Totals	11	18	116	6.4	18	0	10.5



Deon Watts

2013 Freshmen

Darnell Ashton, LB

Olyphant, Pa./Valley View - 6-2, 215

Major: Engineering

Finished career with 123 tackles, 5 sacks, 1 interception

Helped lead the team, and its top ranked defense, to District 2 AAA Championship as a junior, and a return trip to the playoffs as a senior

Lackawanna Football Conference Division I All-Star

Lackawanna Conference Division I Discus Champion

National Honor Society

Dillon Christopher, K

Newport News, Va./Menchville - 6-2, 175

Major: Psychology

2012 First Team All-757, All-Peninsula District, All-Region and All-Stars

Set new VHSL record with a 60-yard field goal in 2011, when he earned a litany of honors, including: All-State Second Team specialist (Virginianpreps.com), First Team All-Region specialist (VaPreps), First Team All-District kicker, Second Team All-District punter, Second Team All-757 kicker, First Team All-757 (junior team) kicker and the MVP award for his team

2010 Second Team All-District and All-757 Freshman/Sophomore First Team, when he also earned honorable mention honors for the main All-757 team and set a new district record for longest field goal

Played travel soccer for eight seasons and JV soccer for three, serving as the team captain as a 10th-grader and moving up to varsity as a senior

Achieved at least the B honor roll each of his final three high school years

Amon-Ra Clay, LB

Atlanta, Ga./N. Atlanta - 6-1, 240

Major: Math

Two-time team MVP

2011 Academic Honor Roll and recipient of Morehouse College STEM Dreams to Teach Scholarship

Team MVP for Jr.Varsity basketball in 2011

Mr.YE-Atl (Young Entrepreneurs - Atlanta) in 2011

2012 Student of the Month in January

Al Cobb, QB

Pulaski, Tenn./Giles County - 6-3, 187

Major: Biology

Senior - Class 4A MR. Football Finalist...District 12-AA MVP...selected to Tennessee East v. West All-Star Game...MVP for West All-Star Game...awarded Golden Arm in Elite II QB Camp...Channel 2 Prep Player of the Week...awarded Tradition of Service Award from Music City Bowl Sponsors...3,883 total yards and 55 total TDs...73% passing, 2,860 yds., 34 TDs, 6 int...1,023 yds. rushing and 21 TD's.

Junior - All District 12-AA...MVP - Quarterback...selected to play on "West Tennessee Express" seven vs. seven team...3,709 total yards and 29 total TD's...64% passing, 2,722 yds., 22 TDs, 10 int...987 yds. rushing and 7 TD's.

Sophomore - All-District 12-AA...MVP - Quarterback...2,373 total yards and 20 total TD's...63% passing, 1,778 yds., 13 TDs, 9 int...595 yds. rushing and 7 TD's.

Dane Forlines, Slot/Athlete

Richmond, Va./Mills Godwin - 5-9, 180

Major: Business and Economics

Four-year starter for Mills Godwin and two-time team captain...three-time First Team All-District (DB)...two-time First Team All-District (QB)...First Team All-District and All-Region as a returner...All-Metro (DB)...over 6000 career all-purposes yards...70 career combined touchdowns...over 150 career tackles (DB)...12 career interceptions.

Ryan Francis, DB

Knoxville, Tenn./West - 6-0, 190

Major: Business and Economics

Two-Time Class 5A All-State (DB) - Had eight interceptions and 75 tackles as a junior

Prep Extra First Team in 2012-13...2012 Team Captain

District MVP...also served as quarterback and compiled school's single-season record with 33 touchdowns
Tied school's single season interception record (eight)

Won gold in Knoxville Interscholastic League's 4X100 relay

Elected Mr. West by peers

AP Scholar with honors

Walker Hays, DL

Vestavia Hills, Ala./Vestavia Hills - 6-1, 265

Major: Business and Economics

Three-year and 37-game starter, two years at DT and one at OT

Graded 94% as an offensive lineman and allowed no sacks

FBU Top Gun and Gatorade Defensive Lineman of Camp


Birmingham News All-Metro Football Team and Key Player to Watch (2011 and 2012)

Honoree at the 2012 Pat Patricks Best in High School Football

Over the Mountain Journal All-Star team and Birmingham News South All-Metro Team

Vestavia Hills Football Courage Award winner

Led his team to a 10-3 record, Area Championships and Quarterfinals of State Playoffs



2013 Freshmen

Chad Jacob, TE

Mechanicsville, Va./Atlee - 6-3, 225

Major: Economics and Business

2012 Season Awards included: First Team Virginia Prep All-Region, First Team All-Capital District, Second Team All-Region (Richmond Times-Dispatch), Second Team All-State, All-Academic and team captain...had been all-academic the season prior as well.

Had 59 catches and averaged 16.3 yards per catch as a senior...posted 19 catches and three touchdowns as a junior.

National Honor Society...Beta Club...Academic Excellence...Hanover County scholar.

James King, DL

Pulaski, Va./Pulaski County - 6-4, 230

Major: Engineering

Honorable Mention All-State in 2012, when he was also First Team All-Timesland, First Team All-District and First Team All-Region...River Ridge DL of the Year...played in 2012 Chesapeake Bowl All-Star Game...team captain.

Second Team All-Region in 2011...First Team All-District...honorable mention All-State underclassman...Honorable Mention All-Region in 2010 when he was also First Team All-District and a Timesland Sizzlin' Sophomore.

Andrew Lewis, TE

Snellville, Ga./Greater Atlanta Christian - 6-5, 220

Major: Biology

Football team captain and leadership council, Gwinnett Touchdown Club Player of the Month (2012)...Cecil Morris Award from

Gwinnett TD Club...National Honor Society...Beta Club...four-year letterwinner in basketball, where he played for the two-time state champions and was on the all-county academic team.

Calvin Michie, WR

Woodbridge, Va./Forest Park

Major: Economics and Business

Four-year letterwinner at WR for Forest Park HS...also lettered in track and ran a leg on the state's top-ranked 4X200-meter relay team.

Matthew Nicholson, WR

Front Royal, Va./Warren County - 6-2, 180

Major: Biology

As a senior, was First Team All-District as a wide receiver and a defensive back...had 356 yards on 26 catches and seven touchdowns...also averaged 21 points per game for the basketball team...in 2011, was Second Team All-District as a DB when he had three interceptions...made 14 catches as a WR that season as well...All-State as a long jumper for the track and field program.

Alijah Robinson, DB

Waldorf, Md./North Point - 6-0, 185

Major: Economics and Business

As a senior, was First Team All-County and Second Team All-Southern Maryland Athletic Conference (SMAC)...team captain...two-way starter at cornerback and running back...69 carries for 450 yards and seven touchdowns...one interception and 30 tackles...returned missed field goal 107 yards for a touchdown...received 2012 North Point HS Defensive Back Award...selected to the Chick-Fil-A Prince George County vs. SMAC All-Star Football Game.

Aaron Sanders, WR

Stafford, Va./Brooke Point - 6-2, 180

Major: Psychology

Three-year letterman in football and two-year letterman in basketball...2012 Free-Lance Star Week 11 Player of the Week...2012 All-Area and All-District as both a WR and LB...2012 Virginia Preps Honorable Mention All-Region (WR)...had 38 catches and 10 touchdowns, along with 67 tackles, five forced fumbles, three fumble recoveries and five interceptions...Navy ROTC.

Taylor Stout, RB

Midlothian, Va./Midlothian - 5-11, 180

Major: Economics and Business

Three-year varsity running back...All-District (Dominion)...Academic All-District...Dominion District All-Metro for Track and Field...All-Region Track and Field.

Jon Strozyk, DB

Knoxville, Tenn./Powell

Major: Biology

Two-time 5A All-State and three-time All-District...two-time All-KIL...Prep Extra First Team in 2012...2012 Tennessee East-West All-Star team...holds school record for career (21) interceptions and single-season interceptions (seven)...KNX Defensive Player of the Week...Joy 62 Player of the Game (four times)...team Defensive Player of the Year, MVP, best DB and Special Teams Player of the Year in 2012...earned team's defensive back award in 2011 and was freshman MVP in 2009...career state include 120 solo tackles, five forced fumbles and three blocked field goals to go with his 21 interceptions.



2013 Game Recaps

Keydets Fall in Season Opener, 17-10

Quarterback Nick Elko posted a four-yard touchdown run with 45 seconds remaining, breaking a 10-10 tie and sending the Delaware State Hornets to a 17-10 win over the VMI Keydets in non-conference football action, contested Saturday, Sept. 1 in Dover, Del. The contest was the season opener for both schools.

The Keydets (0-1) had tied the game in the fourth quarter with a 17-play, 75-yard drive that was capped by a Jeff Sexton 22-yard field goal, but the Hornets (1-0) returned the ensuing kickoff to their own 45. A two-yard run on fourth-and-one gave them a first down in VMI territory, and one play later, the Keydets were hit with a personal foul penalty, giving DSU the ball at the VMI 26.



Four plays later, the home team had a first-and-goal with under a minute remaining. The Keydet defense held on first down, but Elko converted the second down rushing attempt for the game-winner, and Marshall Ward added the point after to account for the final margin. VMI did get the ball into DSU territory in the final seconds, but a last-second Eric Kordenbrock deep pass was intercepted by Hornet defensive back Ronald Robinson in the endzone to seal the game's result.

Junior back David Turner led the way for the Keydets in Saturday's game, rushing for a career-high 101 yards on 23 carries. He also had seven catches for 83 yards receiving, giving him 184 all-purpose yards. That is the highest all-purpose yardage for a Keydet since Tracy Hairston had 212 yards last season against Richmond. In the first half, both offenses had difficulty getting in sync and squandered opportunities while the defenses held the upper hand. The Keydets fumbled it away twice and punted three times on their first five possessions of the first half while Delaware State was forced to punt four times while fumbling it away once.

The Keydets second fumble of the first half led to the game's first score when a missed center exchange resulted in a Hornet possession at the VMI 30. But the Keydet defense stiffened and forced Delaware State to settle for a 30-yard field goal from Mitchell Ward and a 3-0 DSU lead with 6:01 remaining in the second quarter.

VMI missed a field goal try on the next possession when Sexton pushed a 31-yard attempt wide right. The Hornets countered with an eight-play 80-yard possession with a hurry-up offense that consumed 1:44 and produced a 26-yard touchdown pass over the middle from Elko to Travis Tarpley. VMI tried a 41-yarder in the final moments of the first half, but Sexton's attempt sailed left of the uprights. DSU took a 10-0 lead at half-time but the game turned toward VMI's favor as the Keydets clawed back to regain momentum in the second half.

Turning to an recharged ground game in Turner, the Roanoke native carried all nine plays on a 46-yard drive and capped it with a one-yard dive at the 2:24 mark of the third quarter. Sexton's extra point made it 10-7 as the game headed to the fourth period. The Keydets eventually tied game by gaining control of the line of scrimmage and pounding out a 17-play, 17-yard drive that chewed up 7:31 off the clock. The drive stalled at the DSU four-yard line, however, and the Keydets settled for a Sexton 22-yard field goal that tied the game at 10-10 with 2:35 left.

The Keydets dominated the second half statistically running 47 snaps to Delaware State's 24 and piling up 229 yards to DSU's 122. Statistically for the Keydets, Turner became the first VMI back to rush for over 100 yards in a game since Chaz Jones rushed for 112 yards against The Citadel on October 29, 2011. Sophomore defensive back James Fruehan was credited with seven solo stops and eight tackles while outside linebacker Chris Harper logged five solos and two assists for seven stops and recovered a fumble. Kordenbrock completed 22 of 38 passes for 225 yards for his fifth career 200-yard game.

Malcolm Williams paced the DSU ground game with 72 yards on 13 carries while Elko completed 18 of 33 passes for 156 yards and one touchdown. Elko's favorite target was Wilson who gathered in eight aerials for 71 yards. But the Hornets could muster only one pass over 20 yards on the day - the 26-yard TD strike to Tarpley near the end of the first half. The Keydets were flagged 10 times for 84 yards while the Hornets drew six infractions for 65 yards.

VMI (0-1)	10
DSU (1-0)	17

Alumni Stadium • Dover, Del.
Sept. 1, 2012 • Attendance: 2952

VMI	0	0	7	3	-	10
DSU	0	10	0	7	-	17

SECOND QUARTER

DSU - Ward 30 FG - 6:01

DSU - Tarpley 26 pass from Elko (Ward kick) - 0:42

THIRD QUARTER

VMI - D. Turner 1 run (J. Sexton kick) - 2:24

FOURTH QUARTER

VMI - J. Sexton 22 FG - 2:35

DSU - Elko 4 run (Ward kick) - 0:45

	VMI	DSU
First Downs	20	15
Rushes-Yards	36-158	22-83
Passing Yards	225	156
Passes (C-A-I)	22-38-1	18-33-0
Total Offense	383	239
Fumbles-Lost	3-3	1-1
Penalties	10-84	6-39
Punts-Avg.	5-43.4	8-40.6
Time of Possession	36:01	23:59

RUSHING: DSU - Williams 13-72; Jackson 2-14; Cheung 2-3; Shaw 1-(-3); Elko 4-(-3). VMI - D. Turner 23-101; J. Turner 6-33; Ziglar 3-20; Temoney 1-4; Watts 2-0.

PASSING: DSU - Elko 18-33-0-156. VMI - Kordenbrock 22-38-1-225.

RECEIVING: DSU - Wilson 7-62; Tarpley 3-43; Ceravolo 3-24; Williams 2-7; King 1-9; Bailey 1-6; Brewton 1-5. VMI - D. Turner 7-83; Rogers 4-52; Thompson 4-22; Ross 3-29; Watts 2-28; Burton 1-12; J. Turner 1-(-1).

Keydets Survive Challenge From Chowan, Win 24-17

Jabari Turner had a 45-yard touchdown reception with 8:29 remaining, and after a Jeff Sexton field goal, the VMI Keydets survived a late-game drive by the Chowan Hawks to eke out a 24-17 win in NCAA football action Saturday afternoon, Sept. 8 at Foster Stadium.

After Chowan (1-1) took a 17-14 lead into the fourth quarter in the midst of a consistent, heavy-at-times rainstorm, the teams traded interceptions and then punts, giving VMI (1-1) the ball with 9:48 remaining. A five-play, 56-yard drive ended with a wide pass to Turner, who made several Hawk defenders miss en route to the end-zone. Sexton tacked on the point after, making it a 21-17 game.

After CU kicker Alex Noboa missed wide left from 33, trying to cut the lead to one, Sexton tacked on a 36-yard field goal with 2:04 to play, making it a 24-17 game. Chowan got the ball back and marched to the VMI 36, but three incompletions and a sack ended the drive and the game, as Eric Kordenbrock executed two kneel-downs to run out the clock and preserve the victory. Turner had 133 all-purpose yards on the day, was one of two Keydet receivers with four catches and had two touchdowns as well. He also rushed for 45 yards, as starting tailback David Turner missed the second half due to an undisclosed injury. Chowan's Damian Ellis had eight catches for 77 yards in the losing effort, and the game was marred by 26 total penalties for 212 yards.

The Keydets struck first on a cloudy day with rain approaching, as four Chowan penalties on the Hawks' opening drive helped give VMI outstanding field position. VMI's first drive, in fact, started at the CU 17 and six plays later, a one-yard rush for David Turner opened the scoring. Sexton's point after made it VMI 7, Chowan 0.

After forcing a three-and-out, the Keydets came right back on their next drive and went 34 yards in three plays, capping the quick drive with a Kordenbrock pass to Jabari Turner for a 28-yard touchdown and a 14-0 Keydet lead. That would be the last VMI points until the fourth quarter, and Chowan cut into the advantage in the second period.

The Keydets marched down the field, going 65 yards in 10 plays and appeared to be on the verge of seizing command of the game. On the final of those plays, however, a Kordenbrock pass bounced off the hands of a Keydet receiver and was intercepted by Devahn Murphy. Murphy found a seam down the sideline and returned the pick 83 yards for a touchdown, putting Chowan on the board, 14-7, with 7:39 left in the opening half. Neither team could dent the scoreboard for the remainder of the half, and the contest went to halftime with the Keydets holding a seven-point cushion. The game remained close despite VMI outgaining CU 213-100 in the first half, and also in spite of CU's eight first half penalties.

The Keydets took the second half kickoff in a driving rainstorm, which had started just as the first half ended, and it cost VMI early. On the fifth play of the half, Kordenbrock bobbled the snap from center and CU's Chris Morris fell on the ball, giving the Hawks possession with 12:51 to play in the third. Chowan then held the ball for the next 8:04 and went 67 yards in a eye-popping 19 plays, including a third down conversion, a fourth down conversion and a VMI roughing the kicker penalty. Finally, Noboa capped the push with a 23-yard field goal, cutting the Keydet edge to 14-10 with 4:47 left in the period.

CU's defense held on the next Keydet possession, and the Hawk offense came right back once again. Aided by two penalties, Chowan went 78 yards in just five plays, and quarterback Cameron Stover threw a 17-yard touchdown to Antjuan Randall to give the Hawks a 17-14 cushion with 2:31 remaining in the quarter.

That would be the score headed to the fourth period, which opened with a CU punt, giving the Keydets the ball at their own 39. Kordenbrock, however, was promptly intercepted by Dakoria Desamme at the Chowan 24, VMI's third turnover of the day. Two plays later, Mike Smith picked off Stover to give the Keydets the ball once again, but they could not take advantage and the teams would trade punts. With CU still up 17-14, the Keydets took over with 9:48 to go and picked up a quick first down, as Jabari Turner ran for a first down on third and 3. After an incomplete pass, Kordenbrock found Turner on a swing pass for the eventual game-winner, a 45-yard strike that would put VMI up, 21-17.

CU tried to answer, driving 51 yards in 10 plays, but Noboa missed wide left with 5:56 remaining and the Keydets got the ball back. They could not take advantage, and the teams would trade punts. Chowan's punt, however, would come from its own endzone and went just 17 yards, setting up an eventual Sexton 36-yard field goal to make it 24-17 with just 2:04 left.

The visitors had one last rally, as Stover completed passes of 13 and 16 yards to move the ball into VMI territory, but three incompletions and a sack gave the Keydets the ball on downs and sealed the victory.

Kordenbrock went 19 for 37 for VMI, throwing for 275 yards, while Stover was 28 for 52 for 246 yards for the opposition. James Fruehan led the VMI defense with eight tackles, while Chowan amassed seven tackles for loss for 27 yards on the afternoon.



CU (1-1)	17
VMI (1-1)	24

**Foster Stadium • Lexington, Va.
Sept. 8, 2012 • Attendance: 4854**

CU	0	7	10	0	-	17
VMI	14	0	0	10	-	24

FIRST QUARTER

VMI - D. Turner 1 run (J. Sexton kick) - 9:10

VMI - J. Turner 28 pass from Kordenbrock (J. Sexton kick) - 6:42

SECOND QUARTER

CU - Murphy 83 int return (Noboa kick) - 7:39

THIRD QUARTER

CU - Noboa 23 FG - 4:47

CU - Randall 17 pass from Stover (Noboa kick) - 2:31

FOURTH QUARTER

VMI - J. Turner 45 pass from Kordenbrock (J. Sexton kick) - 8:29

VMI - J. Sexton 36 FG - 2:04

	CU	VMI
First Downs	21	13
Rushes-Yards	27-60	30-33
Passing Yards	246	275
Passes (C-A-I)	28-53-1	19-37-2
Total Offense	306	308
Fumbles-Lost	0-0	1-1
Penalties	12-97	14-115
Punts-Avg.	9-32.1	6-45.8
Time of Possession	32:30	27:30

RUSHING: CU - Stover 6-28; Smalls 8-25; Hanson 7-9; Williams 5-(-1); Randall 1-(-1). **VMI** - J. Turner 13-44; D. Turner 8-12; Ziglar 2-1; Watts 1-(-1); Kordenbrock 3-(-19).

PASSING: CU - Stover 28-52-1-246; Nolan 0-1-0-0. **VMI** - Kordenbrock 19-37-2-275.

RECEIVING: CU - Ellis 8-77; Randall 5-41; Nolan 4-59; Smalls 4-33; Martin 3-20; Wade 1-12; Williams 1-3; Hanson 1-1; Ferns 1-0. **VMI** - J. Turner 4-89; Lewis 4-54; Bridge 2-27; D. Turner 2-19; Whiting 2-15; Ross 1-36; M. Thompson 1-19; A. Thompson 1-11; Rogers 1-7; Ziglar 1-(-2).

Richmond Defeats VMI, 47-6

The Richmond Spiders opened the game by returning the opening kick for a touchdown, and went on to outgain the VMI Keydets 487-197 in total yards en route to a 47-6 victory Saturday, Sept. 15 in Lexington, Va.



After Justin Grant brought the opening kick back 90 yards for a Richmond (2-1) touchdown, the Keydets (1-2) got back within four, 10-6, early in the second quarter on a one-yard run by Jabari Turner, just Turner's second career rushing touchdown. The Spiders would go on to score the next 37 points, including 28 in the third quarter, to account for the final margin.

The Keydets were undone by three turnovers, including two interceptions in the second half, one of which was returned for a touchdown. The Spiders were led by Ben Edwards, who had 11 catches for 122 yards, and VMI saw linebacker Ty Garvin (12) and safety Adam Morgan (10) notch career-highs in tackles.

The game got underway with a bang, as UR's Grant brought the kickoff back 90 yards for an opening touchdown. It was the fastest TD in a VMI football game since Sept. 20, 2008, a 74-yard touchdown pass on the first play from scrimmage.

Leading 7-0, Richmond forced a VMI three and out, but Edwards fumbled the David Eberhardt kick and Patrick Sexton fell on the loose ball, giving the Keydets quality field position inside Spider territory. The Keydets could not take advantage, however, and after another Eberhardt punt, UR drove 91 yards in 16 plays for a Remington Hinshaw field goal. The 20-yard kick put the visitors up, 10-0, with 4:48 left in the first quarter.

The Keydets took over with 1:42 left in the opening period and would get on the board early in the second. A 10-play, 62-yard drive that saw either Eric Kordenbrock or Turner touch the ball on every play ended with Turner's one-yard plunge, making it a 10-6 contest after a missed extra point.

From there, the teams would trade relatively unproductive possessions for the remainder of the half. Richmond had two possessions inside the VMI 20, but had to settle for just one field goal until late, when UR quarterback John Laub orchestrated a two-minute drill that ended with a 37-yard Hinshaw kick, giving the visitors a 16-6 halftime lead.

The Keydets took the ball first in the second half, but after picking up one first down, Kordenbrock was intercepted by UR's Cooper Taylor, giving the visitors possession at the VMI 41. Seven plays later, Laub connected with Kevin Finney for a four-yard touchdown pass, pushing the margin to 23-6.

The Spiders got the ball back after a Keydet punt and scored once more, as Laub had a hand in all 10 plays of a 10-play, 80-yard drive that ended with a strong 14-yard quarterback draw. Laub was met by a Keydet defender at the two-yard line, but was able to spring over the tackler for a touchdown and a 30-6 UR lead.

UR's defense forced another Eberhardt punt and took possession once again at the 50-yard line with 2:32 left in the period. Jovan Smith took the handoff on the first play and ran around right tackle, reaching the sideline and getting through the Keydet defense for a touchdown and a 37-6 Richmond advantage. The visitors would cap their third quarter scoring when Taylor intercepted Kordenbrock for the second time and returned the pick for a 35-yard touchdown, making it a 44-6 contest.

Richmond controlled the clock in the fourth quarter, running the ball 15 times and eating up 11:06. The only fourth quarter scoring came off the foot of Hinshaw, as he hit a 22-yard field goal with 7:50 to go to account for the final margin, 47-6. Richmond concluded the day with a 78-50 edge in plays run, as well as the 487-197 total yard advantage.

VMI quarterback Kordenbrock finished 23 of 32 for 146 yards, but did move into the #6 position on VMI's all-time passing yardage listing. The junior also exceeded the 300 career completion mark. In addition, wide receiver James Rogers had a career-high six receptions. Hinshaw's four field goals were a school record for UR, while his 17 points also set a new scoring mark for UR's kickers.

Richmond (2-1) 47

VMI (1-2) 6

**Foster Stadium • Lexington, Va.
Sept. 15, 2012 • Attendance: 6827**

UR	10	6	28	3	-	47
VMI	0	6	0	0	-	6

FIRST QUARTER

UR - Grant 90 kickoff return (Hinshaw kick) - 14:49

UR - Hinshaw 20 FG - 4:48

SECOND QUARTER

VMI - J. Turner 1 run (kick failed) - 11:52

UR - Hinshaw 24 FG - 3:34

UR - Hinshaw 37 FG - 0:00

THIRD QUARTER

UR - Finney 4 pass from Laub (Hinshaw kick) - 9:34

UR - Laub 14 run (Hinshaw kick) - 4:45

UR - Smith 50 run (Hinshaw kick) - 2:21

UR - Taylor 35 INT return (Hinshaw kick) - 0:58

FOURTH QUARTER

UR - Hinshaw 22 FG - 7:50

	UR	VMI
First Downs	25	10
Rushes-Yards	39-228	18-51
Passing Yards	259	146
Passes (C-A-I)	28-39-0	23-32-2
Total Offense	487	197
Fumbles-Lost	1-1	2-1
Penalties	3-27	5-40
Punts-Avg.	2-39.0	8-36.1
Time of Possession	34:25	25:35

RUSHING: UR - Smith 11-94; Laub 8-44; Green 7-29; Edwards 1-25; Parker 1-12; McKinney 5-11; Gaskins 4-10; Boston 1-5; Strauss 1-(-2). **VMI** - J. Turner 9-26; Ziglar 3-17; Shirley 5-8; Watts 1-0.

PASSING: UR - Laub 23-31-0-213; Strauss 5-7-0-46; Edwards 0-1-0-0. **VMI** - Kordenbrock 23-32-2-146.

RECEIVING: UR - Edwards 11-122; Barnette 5-42; Diggs 3-37; Finney 2-12; Roller 2-11; Gaskins 1-11; Smith 1-10; Ponder 1-7; Westfall 1-5; Miller 1-2. **VMI** - Rogers 6-52; Whiting 3-29; Shirley 3-12; J. Turner 3-8; Bridge 2-15; Lewis 2-13; Ziglar 1-7; A. Thompson 1-4; Ross 1-3; Patterson 1-3.

Keydets Fall at Navy, 41-3

The VMI Keydets opened the scoring with a first quarter field goal, but the Navy Midshipmen scored 41 unanswered points and went on to defeat the Keydets, 41-3, in football action Saturday afternoon, Sept. 22 at Navy-Marine Corps Memorial Stadium in Annapolis, Md.

Jeff Sexton got the Keydets on the board in the first quarter, drilling a 42-yard field goal at the 8:29 mark to make it a 3-0 contest. The kick was the second-longest field goal of Sexton's career. Navy could only muster three points of their own in the opening period, and after one quarter, the game was tied, 3-3.

The Mids, however, scored 10 points late in the second quarter, had a 20-3 lead after three periods and notched three fourth-quarter touchdowns to pull away for the eventual 41-3 win.

VMI saw running back Jabari Turner run for 67 yards and post 38 yards receiving on a team-high six catches, while Navy's ground game accounted for 403 yards, including 126 from Noah Copeland and 116 from quarterback Trey Miller, who ran for three touchdowns on the day.

Despite Miller's eventual numbers, he coughed up a fumble on the game's opening possession. Chris Harper recovered, and the Keydets showed some steely nerves in their first possession.

VMI quarterback Eric Kordenbrock led the team 41 yards in 10 plays after the Navy miscue, with first down passes to H.L. Temoney and Turner opening the drive. On third down and 22, Kordenbrock then hooked up with Aaron Lewis on a 17-yard

VMI had been outgained 257-110 in the first half, but had taken full advantage of three Navy fumbles, including two recovered by the Keydets.

VMI took the ball first in the second half, and Augustine led the Keydets to two first downs, doing so on a 20-yard pass to Stefawn Ross and a 22-yard quarterback rush. VMI drove to the Navy 30, but could not convert a fourth down try.

Navy got back on the board at the tail end of the third quarter, as Miller drove his team 66 yards in eight plays and capped the drive himself, plunging in from one yard out to give Navy a 20-3 lead. That would be the score heading to the fourth quarter.

After a 27-yard Miller to Greene completion ended the third period, the Navy QB ran 40 yards for a touchdown on the third play of the fourth quarter, pushing the Mids' lead to 27-3.

The teams then exchanged possessions, with the Keydets taking the ball on their own 2 with 8:18 to go. VMI tried a pair of runs, with Derrick Ziglar just getting clear of the goal line to avoid the safety. However, on third and 11, Kordenbrock was picked off by Matt Warrick, who ran the interception back for a seven-yard return for a score, putting Navy up 34-3.

A Maika Polamalu 21-yard touchdown run at the 3:08 mark capped the scoring, and accounted for the final margin of 41-3.

Navy accounted for 510 total yards, including 403 rushing yards as the home team averaged nearly eight (7.9) yards per carry. For VMI, Turner's six catches marked a career high.



VMI (1-3) 3
Navy (1-2) 41

Navy-Marine Corps Memorial Stadium •

Annapolis, Md.

Sept. 22, 2012 • Attendance: 35,671

VMI	3	0	0	0	-	3
Navy	3	10	7	21	-	41

FIRST QUARTER

VMI - Sexton 42 FG - 8:29

Navy - Sloan 19 FG - 2:37

SECOND QUARTER

Navy - Miller 7 run (Sloan kick) - 3:12

Navy - Sloan 35 FG - 0:10

THIRD QUARTER

Navy - Miller 1 run (Sloan kick) - 2:13

FOURTH QUARTER

Navy - Miller 40 run (Sloan kick) - 13:40

Navy - Warrick 7 INT return (Sloan kick) - 6:50

Navy - Polamalu 21 run (Sloan kick) - 3:08

	VMI	Navy
First Downs	12	27
Rushes-Yards	32-90	51-403
Passing Yards	132	107
Passes (C-A-I)	16-31-2	7-14-0
Total Offense	222	510
Fumbles-Lost	2-0	3-2
Penalties	7-67	7-52
Punts-Avg.	7-36.9	3-46.0
Time of Possession	31:33	28:27

RUSHING: VMI - J. Turner 16-67; Watts 4-24; Ziglar 4-9; Augustine 3-7; Shirley 2-4; Kordenbrock 3-(-21). Navy - Copeland 20-126; Miller 17-116; Greene 8-79; Thomas 2-26; Staten 1-21; Polamalu 1-21; Snelson 1-8; Christian 1-6.

PASSING: VMI - Kordenbrock 9-16-2-78; Augustine 7-15-0-54. Navy - Miller 7-14-0-107.

RECEIVING: VMI - J. Turner 6-38; Ross 3-39; Lewis 3-33; Rogers 3-10; Temoney 1-12. Navy - Turner 3-35; Greene 2-46; Lynch 1-15; Copeland 1-11.

Morgan Sparks VMI to Conference-Opening Win, 17-7

Safety Adam Morgan notched two interceptions, one in each half, to spark the VMI Keydets to a 17-7 win over the Presbyterian College Blue Hose in Big South football action contested Saturday afternoon, Oct. 6 in Lexington, Va. The game marked the Big South opener for both schools.

Morgan picked off Presbyterian (2-4, 0-1 Big South) starting quarterback Tamyn Garrick on the Blue Hose final play of the first half, and would go on to intercept backup quarterback Kaleb Griffin midway through the third quarter. The redshirt junior became the first VMI (2-3, 1-0 BSC) player with multiple interceptions in a game since Oct. 21, 2006, when Christian Kelly had three against Charleston Southern.



Logan Staib also had an interception, while Weston Reber recovered a fumble, as the Keydets won the turnover battle 4-1. VMI also posted a season-high in time of possession, as they had the ball for 37:46 of game action, in addition to logging 25 first downs, also a 2012 best. 12 of the 25 first downs came on third down conversions.

Offensively, Jabari Turner had a career-high 71 yards rushing to go along with a one-yard touchdown run, while Eric Kordenbrock and Dexter Bridge connected for a 29-yard first half TD.

Clouds rolled into Lexington during warm-ups, but in a good omen for the Keydets, the sun broke through as the teams took the field for kickoff on the moderate early fall day. The initial drives of the game were not notable, as the first four attempts all ended in punts, but the fifth was a good one for the home team. A 10-play, 43-yard drive that included five Derrick Ziglar rushing attempts ended in points, as Jeff Sexton connected on a 19-yard field goal to give VMI a 3-0 lead, which would be the score after one quarter.

After a Blue Hose punt early in the second period, VMI would notch an 18-play, 49-yard drive that ate up an impressive 9:22 on the game clock. The drive ended in a punt, but when VMI got the ball back just four plays later, the Keydets marched 66 yards in 10 plays. On fourth down, Kordenbrock found Dexter Bridge for a 29-yard touchdown, and Sexton's point after game VMI a 10-0 lead with 1:01 left in the half. Morgan then picked off Garrick on PC's ensuing try, and the Keydets took a 10-point lead to halftime. The first half saw VMI hold Presbyterian to just 45 yards of total offense, as the Blue Hose had the ball for just 8:14 of game action, compared to 21:46 for the Keydets.

PC took the ball to start the third quarter, and went to its bench for backup quarterback Griffin. After two plays, Griffin was picked off by Morgan at the Keydet 39, as the VMI defensive back intercepted a deep seam route for his second pick of the day. The Keydets nearly took advantage, as Kordenbrock completed first down passes to Aaron Lewis and Mario Thompson, but a 43-yard field goal from Sexton was wide right, keeping the score 10-0, VMI.

The visitors then took the ball with 10:39 left in the third quarter, and put together their best drive of the day. Two rushing first downs, as well as a Griffin pass to Arthur Williams, put the Blue Hose in position for their first points of the day. They came away empty, however, as Aaron Mayes kick sailed wide left to give VMI possession once again, and the Keydets would take advantage. After five straight rushing plays to open the drive, Kordenbrock found Lewis for nine yards and one play later, hit his redshirt senior receiver for a 40-yard completion. That gave the Keydets a first and goal at the 1-yard line, and Turner ran it in on the very next play to push the VMI edge to 17-0 with 2:44 remaining in the third quarter.

The Blue Hose tried to respond, as a lengthy drive moved them to the Keydet 15. On third down from that yard line, however, PC was whistled for a 15-yard tripping penalty, and was forced into a field goal attempt from Mayes. The try sailed wide left once again, keeping the visitors off the scoreboard. Unfortunately for VMI, PC would intercept Kordenbrock on the next VMI drive, as Antarius Terrell picked off the VMI QB with 9:23 left. The Blue Hose then marched 47 yards in just five plays, and Griffin found McKie for a 23-yard strike and a touchdown, making it a 17-7 contest with 7:41 to play.

After a Keydet punt, Presbyterian would get the ball back once again with 3:52 to go. Griffin completed passes of 15 and 29 yards, both to Anderico Bailey, and after an incomplection, the PC quarterback found his target with a pass on each of the next four plays to move his team to the VMI 33.

Griffin was 6 for 7 on the drive, but on the eighth play, was hit by Shawn Chapman in the backfield. The ball came loose and Reber recovered, allowing the Keydets to run a great deal of time off the clock and seal the victory. Griffin was intercepted by Staib on a deep pass to close out the contest.

In addition to his fumble recovery, Reber had a career-high 10 tackles while James Fruehan posted 11, also a career high. John Washington also became just the second current Keydet to post two sacks in a game, joining Chapman, who accomplished the feat last season. The win was VMI's third in a Big South opener in the past five seasons, and fourth in six all-time meetings with Presbyterian College. The Keydets are now 4-2 in Big South home openers, including three wins under current head coach Sparky Woods.

PC (2-4, 0-1) 7
VMI (2-3, 1-0) 17

Foster Stadium • Lexington, Va.
Oct. 6, 2012 • Attendance: 5507

PC	0	0	0	7	-	7
VMI	7	7	0	7	-	17

FIRST QUARTER

VMI - Sexton 19 FG - 1:46

SECOND QUARTER

VMI - Bridge 29 pass from Kordenbrock (Sexton kick) - 1:01

THIRD QUARTER

VMI - J. Turner 1 run (Sexton kick) - 2:44

FOURTH QUARTER

PC - McKie 23 pass from Griffin (Mayes kick) - 7:41

	PC	VMI
First Downs	18	25
Rushes-Yards	26-75	43-166
Passing Yards	210	208
Passes (C-A-I)	20-35-3	18-42-1
Total Offense	285	374
Fumbles-Lost	2-1	0-0
Penalties	4-50	4-44
Punts-Avg.	4-35.5	5-39.8
Time of Possession	22:14	37:46

RUSHING: PC - Byrd 12-71; Rouse 5-28; Armstrong 1-2; McKie 1-(-1); Griffin 5-(-4); Garrick 1-(-5); Team 1-(-16). **VMI** - Turner 20-71; Kordenbrock 8-41; Watts 4-20; Shirley 4-19; Ziglar 7-15.

PASSING: PC - Griffin 14-22-2-167; Garrick 6-13-1-43. **VMI** - Kordenbrock 18-40-1-208; Augustine 0-2-0-0.

RECEIVING: PC - Bailey 5-69; Williams 5-37; McKie 4-36; Ruff 2-13; Byrd 2-11; Howard 1-34; Gilkey 1-10. **VMI** - Lewis 6-82; Bridge 4-45; Turner 3-34; Thompson 2-21; Ross 1-11; Ziglar 1-8; Rogers 1-7.

Charleston Southern Defeats VMI, 32-14

Utilizing efficient passing and scampering for over 300 yards rushing, the Charleston Southern University Buccaneers knocked off the Virginia Military Institute football team Saturday afternoon, Oct. 13 32-14.

Charleston Southern (2-4, 1-1 Big South Conference) rushed for 307 yards on 66 attempts, averaging 4.7 yards per carry. The Buccaneers only threw the ball seven times, but four of those passes were for touchdowns at Buccaneer Field. Gabriel Johnson led the day in rushing, covering 63 yards on 15 carries. Through the air, Malcolm Dixon went five-for-six, including three of Charleston Southern's touchdowns. Chase Jones accounted for the other passing score, throwing a 51-yard pass.

For the Keydets (2-4, 1-1 BSC), Eric Kordenbrock threw for 113 yards, completing 15 of his 33 attempts. On the ground, Jabari Turner ran for 55 yards on 13 carries, scoring VMI's only offensive touchdown on the day. Derrick Ziglar ran for 22 yards on just five carries, picking up 4.4 yards a run.



Using the option, Charleston Southern collected 24 first downs while VMI grabbed 15. The Buccaneers amassed 447 yards on the ground. Both teams fumbled the ball twice, but the Keydets capitalized on a Charleston Southern miscue as John Washington collected a loose ball and ran for a 70-yard touchdown on the fumble recovery with less than two minutes left in the game.

Time of possession was crucial in the game, but after controlling the ball for just over 25 minutes, the Keydets offensive chances were limited in the contest.

In the punting game, VMI's David Eberhardt covered 139 yards on four tries, averaging 34.8 yard a kick. Place kicker Jeff Sexton took just one field goal attempt, missing the 37-yard try in the second quarter.

Charleston Southern opened up the game by scoring on their first two possessions. The Bucs took the opening drive and moved 67 yards in eight plays - the first seven on the ground before Dixon found Zachary Frazier on an underneath crossing route that turned into a 15-yard score. The extra point was missed and CSU held a 6-0 advantage with 11:53 to go in the opening period.

VMI fumbled away the ball on its first drive when Kordenbrock was sacked and lost the ball at the Keydet 21, but the defense turned aside the Buc offense and held them on a fourth-and-13 conversion attempt at the 31-yard line following two consecutive negative rushing plays. The Keydets moved out to their own 45, but were forced to punt to the CSU 35.

The Bucs covered 65 yards on 11 plays on their second drive capped by a Dixon 31-yard touchdown pass to Jones III on a play that continued after flags were dropped at the snap because of defensive offsides. CSU capitalized on the free play and also converted two fourth downs on the possession including a fake punt that resulted in a first down at the VMI 48. The extra point was good and CSU held a 13-0 lead with 1:57 remaining in the opening quarter.

The Keydets answered with a three-yard touchdown run by Jabari Turner that culminated a 10-play, 69-yard scoring possession that consumed 5:29 off the first half clock. Turner, who collected his third rushing TD of the year, carried the bulk of rushing yards with 32 coming on six carries. Jeff Sexton's extra point was good and VMI trailed, 13-7 with 11:28 left in the second quarter.

VMI squandered a scoring opportunity later in the quarter when Sexton's 37-yard field goal attempt missed wide left after the Keydets had moved to the CSU 19 with 6:26 remaining in the half.

The Buccaneers got a jolt of momentum before halftime when a halfback option pass from the CSU 49 from Chase Jones to Larry Jones III resulted in a deflating score against the Keydets. At the VMI 15, Jones III made a leaping one-handed grab and separated from VMI cornerback Mike Smith who was called for defensive interference on the play. But the Jones III snag made the flag inconsequential when he raced the remaining yardage for the TD and the missed extra point gave CSU a 19-7 lead with 36 seconds before halftime.

VMI took possession to open the second half at its own 15 and was forced to punt from its own 35 after running five snaps. Following an Eberhardt punt to the CSU 24, the Buc offense engineered a nine-play 76-yard scoring drive capped by quarterback Teddy Allen's two-yard keeper. The drive, except for a an 18-yard pass to tight end Nathan Prater to the VMI 29, consisted entirely of running plays.

After a three-and-out on VMI's ensuing drive, the Bucs assembled their final scoring drive of the day when Dixon scrambled out of the pocket but found wide receiver Charles Theodore in the right corner of the end zone. The extra point was good and the Bucs led 32-7 with 4:24 left in the third quarter.

VMI's second half points came on a 70-yard fumble recovery scoop and run down the left sideline by tackle John Washington with 11:26 left in the fourth quarter.

VMI (2-4, 1-1) 14

CSU (2-4, 1-1) 32

**Buccaneer Field • N. Charleston, S.C.
Oct. 13, 2012 • Attendance: 2,191**

VMI	0	7	0	7	-	14
CSU	13	6	13	0	-	32

FIRST QUARTER

CSU - Frazier 15 pass from Dixon - 11:53

CSU - Jones II 31 pass from Dixon (Deboy kick) - 1:57

SECOND QUARTER

VMI - J. Turner 3 run (Sexton kick) - 11:28

CSU - Jones III 51 pass from Jones - 0:36

THIRD QUARTER

CSU - Allen 2 run (Pryor kick) - 7:51

CSU - Theodore 12 pass from Dixon - 4:24

FOURTH QUARTER

VMI - Washington 70 fumble recovery (Sexton kick) - 11:26

	VMI	CSU
First Downs	15	24
Rushes-Yards	25-74	66-307
Passing Yards	113	139
Passes (C-A-I)	15-33-0	6-7-0
Total Offense	187	446
Fumbles-Lost	2-1	2-1
Penalties	2-14	8-63
Punts-Avg.	4-34.8	2-30.0
Time of Possession	25:16	34:44

RUSHING: CSU - Johnson 15-63; Dixon 12-50; Allen 13-50; Davis 7-40; Hodo 5-34; Cirino 6-29; Frazier 3-28; Bryant 2-16. **VMI** - J. Turner 13-55; Ziglar 5-22; Goode 1-6; Kordenbrock 6-(-9).

PASSING: CSU - Dixon 5-6-0-88; Jones 1-1-0-51. **VMI** - Kordenbrock 15-33-0-113.

RECEIVING: CSU - Jones III 2-82; Prater 1-18; Frazier 1-15; Theodore 1-12; Broome 1-12. **VMI** - Rogers 4-27; Ziglar 3-17; Lewis 2-22; Patterson 2-22; Bridge 2-10; M. Thompson 1-9; Shirley 1-6.

Coastal Carolina Defeats VMI, 34-7

On the strength of 172 total yards from quarterback Aramis Hillary and a defense that had five sacks, the Coastal Carolina Chanticleers defeated the VMI Keydets, 34-7, in Big South football action Saturday afternoon, Oct. 20 at VMI's Foster Stadium.

Hillary threw for 114 yards and ran for 58 before being pulled late in the third quarter, with Coastal (3-4, 1-1 Big South) holding a 28-0 lead. The Chanticleers would notch two fourth-quarter field goals to push the lead to 34-0, but VMI (2-5, 1-2 BSC) got on the board in the final minute to avert the shutout, as A.J. Augustine drove the Keydets 65 yards in 12 plays and found Phillip Pickens with a two-yard touchdown pass to account for the final margin.



The Keydets saw veteran defensive lineman Shawn Chapman post a career-high in tackles, as he tied for the team lead with 10, while Tyler Owens also notched a career-best in stops, notching nine. Safety Adam Morgan had 10 tackles as well, equaling his career set against Richmond in mid-September. Offensively, the touchdown was the first such throw of Augustine's career, as well as the first touchdown reception for Pickens. Also, receiver Stefawn Ross had a career-high five receptions.

Coastal got on the board first, as after an exchange of punts, the Chanticleers went 68 yards in seven plays. The drive took just 2:02, as Hillary accounted for 50 of the 68 yards and Jeremy Height capped the drive with a 19-yard touchdown run, coming with 7:39 left in the first quarter. Alex Catron's point after made it a 7-0 contest.

That margin grew to 14-0 on the next Coastal drive. Once again, the push took just over two minutes, as the visitors drove 86 yards in just eight plays. A 27-yard Hillary to Akeem Wesley completion was the drive's key, and on the next play, Lorenzo Taliaferro carried the ball in from 16 yards out for the touchdown. Catron's extra point made a 14-0 game, and that would be the score after one quarter of play.

VMI forced a punt on the next Coastal possession, but the Chanticleers got the ball back with 11:51 left in the half. Hillary and Height factored in every play on the eight-play, 63-yard drive, while the Coastal quarterback finding DeMario Bennett for a 10-yard touchdown and a 21-0 lead. From there, the game settled down a bit and neither team could find the scoreboard for the remainder of the half.

The first half saw Coastal outgain VMI 328-87, and post 18 first downs to six for the Keydets.

The Chanticleers added to their margin quickly in the second half. After forcing a punt from the VMI 30 on the first Keydet possession, Tyler Watkins broke through the VMI line and blocked the attempt. The ball caromed toward the goal line, was picked up by Lorenzo Boyles at the four-yard line and run in for a touchdown, giving Coastal a 28-0 lead. That would prove to be the only score of the third quarter, as the two teams combined for just 140 total yards during those 15 minutes.

In the fourth quarter, Catron hit a field goal from 30 yards out, before Grant Clayton added a second, that one coming from 29 yards with 4:58 left, to cap the Coastal scoring and make it a 34-0 contest. Augustine then relieved Eric Kordenbrock and led VMI on its longest drive of the day, a 65-yard march that included 18 yards rushing by the quarterback. Three straight completions ended the spurt, with Pickens' touchdown grab putting VMI on the board with 32 seconds remaining and also accounting for the final margin.

Coastal Carolina had 241 yards of total offense in the first quarter, as well as 14 first downs. Those numbers compared to 223 yards over the final three periods, with 11 first downs during that time. Height finished with 97 yards rushing for the visitors, who ran for 331 yards on the day, while James Rogers led VMI with six receptions. Kordenbrock was 20 for 34 for 198 yards and moved into fifth place on VMI's all-time passing yardage chart, while Augustine completed five of seven attempts for 38 yards on his drive.

Coastal (3-4, 1-1) 34

VMI (2-5, 1-2) 7

Foster Stadium • Lexington, Va.

Oct. 20, 2012 • Attendance: 7,281

COASTAL	14	7	7	6	-	34
VMI	0	0	0	7	-	7

FIRST QUARTER

COASTAL - Height 19 run (Catron kick) - 7:39

COASTAL - Taliaferro 16 run (Catron kick) - 3:28

SECOND QUARTER

COASTAL - Bennett 10 pass from Hillary (Catron kick) - 9:21

THIRD QUARTER

COASTAL - Boyles 4 blocked punt return (Catron kick) - 12:12

FOURTH QUARTER

COASTAL - Catron 30 FG - 11:16

COASTAL - Clayton 29 FG - 4:58

VMI - Pickens 2 pass from Augustine (Sexton kick) - 0:32

	COASTAL	VMI
First Downs	25	17
Rushes-Yards	49-331	25-16
Passing Yards	133	236
Passes (C-A-I)	14-24-0	25-41-0
Total Offense	464	252
Fumbles-Lost	0-0	2-0
Penalties	9-94	5-52
Punts-Avg.	4-38.0	8-31.4
Time of Possession	28:18	31:42

RUSHING: VMI- J. Turner 7-23; Augustine 3-18; Ziglar 7-14; Shirley 2-9; Rogers 1-(-5); Kordenbrock 5-(-43). **COASTAL** - Height 12-97; Hillary 10-58; Taliaferro 8-54; Whitener 7-45; Small 5-35; Ross 5-27; Mastromatteo 1-17; Team 1-(-2).

PASSING: VMI- Kordenbrock 20-34-0-198; Augustine 5-7-0-38. **COASTAL** - Hillary 11-19-0-114; Ross 3-5-0-19.

RECEIVING: VMI - Rogers 6-51; Ross 5-89; J. Turner 3-21; Bridge 3-16; Patterson 2-20; Shirley 2-5; Ziglar 1-18; Lewis 1-10; Watts 1-4; Pickens 1-2. **COASTAL** - Hazel 3-21; Mastromatteo 3-20; Bennett 2-21; Height 2-19; Wesley 1-27; Duran 1-17; Blanks 1-7; Kennedy 1-1.

Keydets Fall at Gardner-Webb, 38-7

James Rogers put the VMI Keydets up 7-3 with an 80-yard touchdown reception in the second quarter, but the Gardner-Webb Runnin' Bulldogs scored 35 unanswered points to close out the game and win, 38-7, in Big South football action Saturday, Oct. 27 in Boiling Springs, N.C.

After Gardner-Webb (2-6, 1-2 Big South) notched a first quarter field goal to take the early lead, VMI (2-6, 1-3 BSC) responded on their first play of the second period, when Eric Kordenbrock found Rogers for the 80-yard strike. It was VMI's longest play of the season, a career-long reception for Rogers and an effort that tied for the ninth-longest pass play in Institute history, equaling a Kordenbrock pass to Mario Scott in 2010.

Unfortunately for VMI, Kordenbrock was picked off in the endzone on the next Keydet drive, and GWU responded with a touchdown drive late in the half to take a 10-7 halftime advantage. That appeared to turn the momentum, as just two plays into the third quarter, GWU quarterback Lucas Beatty threw a 64-yard touchdown pass to Demarcus White to increase the home team's lead to 10. That long pass opened a 28-point third quarter for Gardner-Webb, helped by two long punt returns and a pair of VMI turnovers, as the Runnin' Bulldogs pulled away for the victory.



In the setback, Kordenbrock went 19 for 35 for 254 yards and the touchdown pass to Rogers. He also completed passes to 10 different receivers, with Rogers leading the way with five grabs for 103 yards. The redshirt sophomore became the first Keydet receiver to top 100 yards since last November, when Aaron Lewis accomplished the feat against these same Runnin' Bulldogs.

The Keydets took the ball first on the 67-degree, overcast day, and promptly marched down the field. Dexter Bridge had a critical 22-yard first down grab on 3rd and 10, a play that had an additional 15 yards tacked on to it when GWU was whistled for roughing Kordenbrock. That set up a first down at the Runnin' Bulldog 22, and Jabari Turner moved the ball to the 16 one play later, but Kordenbrock was sacked on third down. Jeff Sexton's 43-yard field goal try then hit the right upright, and the Keydets came away empty. Gardner-Webb responded by going 63 yards in 13 plays, getting the ball inside the VMI 15, but the Keydet defense stiffened and forced a 29-yard field goal, which Trever Austin hit to put the home team up, 3-0. Once again, VMI came right back down the field. First down passes to Derrick Ziglar and Stefawn Ross helped move the ball into GWU territory, and on 4th and 8 from the Gardner-Webb 31, the Keydets went for the first down. Kordenbrock's pass attempt, however, was hurried and fell incomplete, and the 10-play drive went by the boards.

Gardner-Webb could not score on its next drive, and would take a 3-0 lead into the second quarter, as they kicked the ball to VMI three plays into that period. On the first Keydet play from scrimmage, Rogers found the endzone from 80 yards out for a touchdown, and a 7-3 Keydet lead. The Keydet defense again stiffened following the touchdown, as GWU lost a yard on its first two plays, and Charlie Jones broke through for a sack on the third, forcing a punt. VMI continued to move the ball well, proceeding down the field and gaining first downs on passes to Mario Thompson (20 yards) and Ziglar (14 yards).

The Keydets, in fact, got to the Gardner-Webb 14, and seemed poised to take command of the game, but on first down from the 14, Kordenbrock floated a pass into the endzone that was picked off by Tiko Thompson for a touchback.

Gardner-Webb then went 80 yards in 12 plays, a drive capped by Beatty's three-yard touchdown pass to Kenny Cook with 1:07 left in the half. The point after gave the home team a 10-7 lead, which would be the score at halftime. The first half had seen the Keydets hold a 217-163 edge in total yards, while Kordenbrock had posted a solid 13 for 20 effort, including 194 yards.

GWU received the second half kick, and it was returned 35 yards by J.J. Hubbard to set up a third-quarter pattern, as Hubbard would have 112 return yards in the third period alone. On the opening drive, however, he was stopped on a second-down run to set up a 3rd and 14, but Beatty found White for a 64-yard touchdown strike. The long play would give Gardner-Webb a 17-7 edge, a margin that grew to 24-7 moments later. After the Keydets turned the ball over on a fumble on their next possession, GWU used a halfback pass to increase its lead. Juanne Blount was able to get the ball to Hudson Smith for a 17-yard touchdown, and a 17-point lead for Gardner-Webb with 10:41 left in the third.

Austin then kicked the ball off, but Mike Smith lost it at his own 33 and Exavier Johnson fell on the loose ball, giving the Runnin' Bulldogs prime field position. This time, they could not take advantage, as Austin shanked a 27-yard field goal and the lead remained 17, 24-7. The Keydets could not respond, as they would go three and out, and a David Eberhardt punt was returned 30 yards by Hubbard.

That gave GWU the ball at the VMI 31, and five plays later, Beatty found Cook for a 24-yard touchdown and a 31-7 lead. The Keydets picked up a first down on their next possession, but again, were forced to punt. Two plays into the ensuing drive, White made his second touchdown grab of the day, this one a 47-yard strike, to put the margin to 31, 38-7. That would cap the scoring, as neither team tallied points in the final period.

The 31-point margin of victory is easily the widest in the 10-game history between the programs, as previously, no game between GWU and VMI had been decided by more than 14 points. Keydet defensive tackle Charlie Jones equaled his career-highs in tackles (6) and tackles for loss (3.5), while VMI accumulated 12 total tackles for loss, the most in the Sparky Woods era.

VMI (2-6, 1-3)	7
GWU (2-6, 1-2)	38

Spangler Stadium • Boiling Springs, N.C.
Oct. 27, 2012 • Attendance: 5,620

VMI	0	7	0	0	-	7
GWU	3	7	28	0	-	38

FIRST QUARTER

GWU - Austin 29 FG - 5:30

SECOND QUARTER

VMI - Rogers 80 pass from Kordenbrock (Sexton kick) - 13:18

GWU - Cook 3 pass from Beatty (Austin kick) - 1:07

THIRD QUARTER

GWU - White 64 pass from Beatty (Austin kick) - 13:56

GWU - Smith 17 pass from Blount (Austin kick) - 10:41

GWU - Cook 24 pass from Beatty (Austin kick) - 5:28

GWU - White 47 pass from Beatty (Austin kick) - 2:06

	VMI	GWU
First Downs	17	20
Rushes-Yards	23-41	38-55
Passing Yards	268	345
Passes (C-A-I)	21-43-2	25-34-0
Total Offense	309	400
Fumbles-Lost	2-2	0-0
Penalties	3-20	5-40
Punts-Avg.	4-45.0	5-46.8
Time of Possession	25:10	34:50

RUSHING: VMI - Ziglar 9-32; Augustine 3-27; J. Turner 5-11; Shirley 1-10; Kordenbrock 5-(-39). **GWU** - Little 13-54; Blount 9-33; Fairley 3-0; Beatty 4-(-13); Hubbard 8-(-18).

PASSING: VMI - Kordenbrock 19-35-1-254; Augustine 2-8-1-14. **GWU** - Beatty 24-32-0-328; Blount 1-2-0-17.

RECEIVING: VMI - Rogers 5-103; Ross 4-34; Thompson 2-27; Bridge 2-26; Ziglar 2-24; J. Turner 2-8; Patterson 1-16; Watts 1-15; Shirley 1-8; Lewis 1-7. **GWU** - Swinton 8-73; Cook 5-65; White 3-113; Cranfill 3-51; Hubbard 2-(-3); Little 1-25; Smith 1-17; Heard 1-5; Blount 1-(-1).

VMI Falls to #9 Stony Brook, 45-7

Miguel Maysonet ran for 149 yards and three touchdowns, leading the #9-ranked Stony Brook Seawolves over the VMI Keydets, 45-7, in Big South football action Saturday evening, Nov. 3 at LaValle Stadium in Stony Brook, N.Y.

The Seawolves (9-1, 5-0 Big South) amassed 309 total yards on the ground, including Maysonet's efforts and 139 yards by #2 back Marcus Coker, en route to a 475-162 edge in total yards. The home squad won despite having 13 penalties that cost it 137 yards. VMI (2-7, 1-4 Big South) quarterback Eric Kordenbrock went 16 for 24 with a touchdown, completing two-thirds of his passes, but was held to just 100 yards through the air. The Keydets did see defensive lineman Justin Smith post a career-high 10 tackles in the setback.



Stony Brook took the ball first on the windy day, an evening that saw the game start with a temperature of 53 degrees, and immediately drove down the field. 10 straight rushing plays pushed SBU to the VMI 5, and quarterback Kyle Essington finished off the drive with a five-yard touchdown pass to Kevin Norrell. The point after gave the home squad a 7-0 lead, and the Seawolves added on their next drive, as a five-play, 46-yard drive ended with a 16-yard touchdown dash by Maysonet. That gave SBU a 14-0 lead with 3:59 left in the first quarter, and that would be the score after 15 minutes of play.

The Keydets had the ball for nearly five minutes to end that period and start the second, but had an odd drive that involved a 20-yard completion, a Stony Brook penalty and three plays that lost yardage as they were forced to punt. Logan Staib made a big defensive play on the ensuing SBU drive, as on 2nd and 7, he hit Maysonet just beyond the line of scrimmage and forced a fumble. Staib then fell on the ball for the recovery, and the Keydets had the game's first turnover.

They could not take advantage, however, and the home team found the scoreboard again on its next drive. This effort was spearheaded by Essington, who went 5 of 7 on the 13-play, 80-yard drive that ate up over seven minutes. The SBU quarterback ended the drive as well, finding Norrell for the 11-yard touchdown pass and a 21-0 lead with 3:25 left in the half.

The Seawolves added on again before the end of the half, as they would take advantage of field position. A sequence of penalties would wind up giving SBU the ball at the VMI 34 with 2:14 left in the half, and Maysonet immediately ran 32 yards to give his team a first and goal. On the next play, the Big South's leading rusher punched it in from two yards out, and the point after made it a 28-0 contest. That would be the score at half-time, a first half that saw the home team have nearly a five-minute edge in time of possession.

The Keydets got the ball first to open the second half, and quickly picked up a first down on an 11-yard run by Derrick Ziglar. That was all VMI could muster, however, and the Keydets were forced to punt. Stony Brook then went 81 yards in nine plays, eight of which were rushes by either Maysonet or Coker. In fact, Maysonet posted his third rushing touchdown of the day, squirming in from a yard out and making it a 35-0 game.

VMI would answer on its next drive, posting its best effort of the day. A 13-play, 75-yard drive included two first down passes to Stefawn Ross, a 13-yard run by Ziglar and three SBU penalties. Kordenbrock capped the drive with an eight-yard TD pass to Dexter Bridge, his second touchdown grab of the year, and Jeff Sexton's extra point made it a 35-7 game.

The Keydet defense stiffened on its next effort, and forced a Stony Brook punt. Unfortunately for the Keydets, the punt was fumbled and SBU was able to fall on the ball at the Keydet 41. On the next play, Essington found Norrell for a 41-yard touchdown and a 42-7 Seawolf advantage. The home team then capped the scoring at the 6:02 mark, when Wesley Skiffington connected on a 42-yard field goal to account for the final margin, 45-7.

In addition to the home team's efforts on the ground, Essington went 12 of 17 for 166 yards and three scores. For the Keydets, Kordenbrock completed passes to seven different receivers, while an eighth, Cody Shirley, made a catch off a pass thrown by A.J. Augustine late in the game. The eight different receivers marked the third consecutive game in which the Keydets have had at least eight players post a reception.

VMI (2-7, 1-4) 7

Stony Brook (9-1, 5-0) 45

LaValle Stadium • Stony Brook, N.Y.

Nov. 3, 2012 • Attendance: 4,421

VMI	0	0	7	0	-	7
SBU	14	14	7	10	-	45

FIRST QUARTER

SBU - Norrell 5 pass from Essington (Skiffington kick) - 8:57

SBU - Maysonet 16 run (Skiffington kick) - 4:06

SECOND QUARTER

SBU - Norrell 11 pass from Essington (Skiffington kick) - 3:32

SBU - Maysonet 2 run (Skiffington kick) - 1:41

THIRD QUARTER

SBU - Maysonet 1 run (Skiffington kick) - 7:35

VMI - Bridge 8 pass from Kordenbrock (Sexton kick) - 0:38

FOURTH QUARTER

SBU - Norrell 41 pass from Essington - 13:20

SBU - Skiffington 42 FG - 6:08

	VMI	SBU
First Downs	14	24
Rushes-Yards	22-48	44-309
Passing Yards	114	166
Passes (C-A-I)	18-28-0	12-17-0
Total Offense	162	475
Fumbles-Lost	1-1	1-1
Penalties	5-60	13-137
Punts-Avg.	7-31.7	2-35.5
Time of Possession	27:01	32:59

RUSHING: VMI - Ziglar 11-40; Augustine 1-9; Shirley 3-5; J. Turner 6-(-1); Watts 1-(-5). **SBU** - Maysonet 20-149; Coker 19-139; Williams 2-22; Essington 1-7; Lawrence 2-(-8).

PASSING: VMI - Kordenbrock 16-24-0-100; Augustine 2-4-0-14. **SBU** - Essington 12-17-0-166.

RECEIVING: VMI - Ross 3-36; Bridge 3-21; Lewis 3-16; Ziglar 3-5; J. Turner 2-23; Rogers 2-11; M. Thompson 1-4; Shirley 1-(-2). **SBU** - Norrell 8-113; Coxson 1-21; Campbell 1-15; Fenelon 1-10; McMillan 1-7.

Keydet Comeback Falls Short Against The Citadel, 27-24

Despite a furious fourth-quarter comeback, the Virginia Military Institute football squad fell in the Military Classic of the South 27-24 to former Southern Conference foe The Citadel in football action contested Saturday, Nov. 10 at VMI's Foster Stadium.

Down 24-10 heading into the final quarter of play, the Keydets, led by Eric Kordenbrock's 191 passing yards, scored twice in the fourth quarter, pulling within a field goal of the Bulldogs with just over three minutes to play.



After Mario Thompson caught a four-yard dart from Kordenbrock, the Keydets trailed just 27-24, but after failing to recover an onside kick, The Citadel, which claimed the coveted Silver Shako with the win, ran out the clock to preserve the win.

Kordenbrock finished with 191 passing yards, 81 of which came in a single passing play to Jabari Turner in the fourth quarter, setting up a VMI touchdown. The Keydet rushing attack was paced by Derrick Ziglar, who netted 51 yards. Turner picked up another 46 ground yards, including a 20-yard scamper.

An option team, The Citadel (6-4) ran the ball 62 times, amassing 262 yards on the ground. Quarterback Aaron Miller threw for 72 yards while teammate Ben Dupree completed all three of his pass attempts for 49 yards. Miller was picked off once, as VMI's Mike Smith snapped the ball out of the air and returned it 17 yards.

On the defensive side, Adam Morgan led the Keydets with 15 total tackles, including six solo stops. Another three Keydets managed double-digit tackles as well, with Smith, Ty Garvin and Weston Reber each logging 11 stops.

The Citadel jumped out to a quick 7-0 lead just five minutes into the game as Dupree ran for 10-yards, capping a 10-play, 54-yard drive. But the Keydets answered back, marching 39 yards on 11 plays, setting up a Jeff Sexton field goal.

In the second quarter, The Citadel struck twice, first on a one-yard run by Vinny Miller, ending a 77-yard drive. During the series, the Bulldogs completed a pair of plays that each went for 20-yards, helping put them on top 14-3. At the tail end of the quarter, The Citadel picked up a field goal from Thomas Warren to go into the break up 17-3.

Despite the halftime deficit, VMI (2-8) rallied and out-scored The Citadel 21-10 in the second half, aided by big plays from the defense and special teams units.

As the Bulldogs slowly mounted a drive, reaching VMI's 24-yard line, The Citadel set up for a field goal attempt, but the kick was blocked, allowing Logan Staib to recover the ball. Two plays later however, the Bulldog defense got to Kordenbrock, forcing a fumble that Derek Douglas recovered for a touchdown after a 22-yard run to the endzone, extending The Citadel's lead to 24-3.

That would be the last time the Bulldogs reached the VMI endzone, as the Keydets scored the game's next 14 points. With four minutes left in the third, Jabari Turner punched in the first of VMI's two rushing touchdowns on the day. His scoring play was setup by special teams miscues by The Citadel, which was hit with a facemask penalty and an unsportsmanlike conduct penalty, setting the Keydets up at the Bulldogs' 18-yard line.

Opening the fourth quarter, Kordenbrock and Turner connected for the 81-yard catch and run off a swing pass VMI's longest play of the season thus far, along the VMI side of the field. Two players later, Cody Shirley helped VMI get within a touchdown of the Bulldogs' 24-17 lead.

But the Bulldogs pushed the lead out to 27-17 with just under five minutes left in the game as Warren kicked another field goal, following a clock-chewing drive of 13-plays in 6:52, covering on 33 yards.

Down but not out, VMI responded quickly, scoring two minutes later on a six-play, 59-yard drive. It became a one-score game as Kordenbrock zipped his lone passing touchdown of the day into Thompson. It was too little, too late however, as the Bulldogs escaped with the 27-24 victory in the 68th meeting between the two teams.

The Citadel (6-4) 27 VMI (2-8) 24

Foster Stadium • Lexington, Va.
Nov. 10, 2012 • Attendance: 7,863

CIT	7	10	7	3	-	27
VMI	3	0	7	14	-	24

FIRST QUARTER

CIT - Dupree 10 run (Warren kick) - 9:06
VMI - Sexton 22 FG - 4:31

SECOND QUARTER

CIT - V. Miller 1 run (Warren kick) - 11:45
CIT - Warren 33 FG - 0:00

THIRD QUARTER

CIT - Douglas 21 fumble rec (Warren kick) - 7:12
VMI - Turner 2 run (Sexton kick) - 4:00

FOURTH QUARTER

VMI - Shirley 3 run (Sexton kick) - 11:48
CIT - Warren 35 FG - 4:56
VMI - M. Thompson 4 pass from Kordenbrock (Sexton kick) - 3:03

	CIT	VMI
First Downs	21	11
Rushes-Yards	62-248	26-86
Passing Yards	121	191
Passes (C-A-I)	8-12-1	10-21-0
Total Offense	369	277
Fumbles-Lost	0-0	2-1
Penalties	9-89	8-75
Punts-Avg.	2-33.0	4-33.2
Time of Possession	37:44	22:16

RUSHING: CIT - Robinson 18-74; Dupree 14-45; A. Miller 12-41; Anderson 6-32; Jones 5-23; Martin 3-21; Trevino 2-7; Middleton 1-4; V. Miller 1-1. VMI - Ziglar 11-51; J. Turner 9-48; Shirley 1-3; Watts 1-0; Kordenbrock 4-(-16).

PASSING: CIT - A. Miller 5-8-1-72; Dupree 3-3-0-49; Team 0-1-0-0. VMI - Kordenbrock 10-21-0-191.

RECEIVING: CIT - Adams 3-45; Robinson 2-10; Jones 1-26; Anderson 1-24; Martin 1-16. VMI - Ziglar 3-22; J. Turner 1-81; Watts 1-38; Bridge 1-22; Temoney 1-10; Lewis 1-8; Ross 1-6; M. Thompson 1-4.

Liberty Pulls Away Late to Down VMI, 33-14

The Liberty Flames outscored the VMI Keydets 14-0 in the fourth quarter, enabling them to pull away late and post a 33-14 victory in Big South football action Saturday, Nov. 17 at Foster Stadium in Lexington, Va. was held prior to the game.

On a cool, clear day in Lexington, the Keydets scored first on a 32-yard touchdown catch by Aaron Lewis, but the visitors scored the next 19 points and had a 19-7 lead late in the third. VMI then responded with a seven-play, 56-yard drive that ended with an Eric Kordenbrock touchdown pass to Mario Thompson, but Liberty answered with 14 unanswered points in the fourth and forced two Keydet turnovers in the period as well to seal the win.



Despite the final score, the game was relatively close statistically until the final period, as Liberty held just a 68 yard edge in total offense, 351-283, despite nearly a nine-minute cushion in time of possession at 34:17 to 25:43. Tight end Mario Thompson had a career-high seven catches, while linebacker Weston Reber had a career-best 12 tackles to pace the Keydets.

The fifth drive of the game was a Liberty turnover on downs, as a Nicky Fualaau rush on fourth and 1 was stopped for a loss. VMI had to punt the ball away yet again, but that set up the game's first score. Following that punt, Liberty QB Josh Woodrum was intercepted by Mike Smith, Smith's second straight week with a pick, and that set up the Keydets at the Flames' 32.

On the first play following the interception, Kordenbrock heaved the ball down the left sideline. Receiver Aaron Lewis came back to the ball, outdueled a defender, made the catch and scored to put VMI on the board. Jeff Sexton's point after gave the Keydets a 7-0 advantage as the first quarter came to an end.

Liberty got on the board late in the second, taking advantage of a quality rushing attack. SirChauncey Holloway ran the ball six times on a nine-play, 51-yard drive, and capped the spurt with a three-yard touchdown dive. VMI's Charlie Jones blocked the point after, however, and with 2:30 left in the half, VMI held a 7-6 lead. It was the first blocked PAT by a Keydet since Sept. 5, 2009 against Robert Morris, when Damiso Alexander came up with the block.

After a three-and-out, the visitors got the ball back with 1:28 remaining and would take their first lead of the day. Woodrum had a hand in all seven plays and Liberty took advantage of a VMI penalty to go 64 yards in just 1:16. Justin Gunn had a seven-yard TD reception, and the point after gave the Flames a 13-7 halftime advantage.

The Flames' rushing attack was the difference in the first half, as the teams were evenly matched through the air, having thrown for 114 yards apiece. Liberty held a 71-yard edge in halftime rushing yards, led by Holloway's 34.

Much as the first half did, the second half started with multiple punts for both teams. Finally, on Liberty's third drive of the half, the Flames notched the first points of the third quarter. Aldreakis Allen had the drive's key play, a 31-yard scamper down the left sideline, and he then took it in from six yards out to increase the visiting squad's lead. A two-point conversion attempt failed, and it was a 19-7 Liberty advantage.

The Keydets came right back, however, helped by a 39-yard Kordenbrock to Dexter Bridge connection and two Liberty penalties. The second of those miscues, a pass interference call in the endzone, set up a six-yard TD pass to Mario Thompson with 1:54 left in the third. Sexton's point after made it 19-14, and that would be the score entering the final quarter.

VMI got the ball early in the fourth quarter and immediately marched into Liberty territory. With the game in the balance, the Keydets elected to go for it on fourth and 2 with under 11 minutes remaining. Kordenbrock tried to find Mario Thompson over the middle, but the pass was thrown in traffic and fell incomplete. Liberty immediately marched 64 yards in 10 plays, and Allen pushed the Liberty lead to 12 with a nine-yard touchdown run, 26-14.

Liberty then forced a Kordenbrock fumble after sacking the VMI quarterback, and four plays later, Holloway ran it in from a yard out to make it a 33-14 contest. The Keydets drove into the visitors' territory once again, but a late interception would allow Liberty to run out the clock and seal the victory.

Kordenbrock finished 22-34 for 220 yards and two touchdowns, the third game this season in which he has posted at least a 60% completion effort. In addition to Thompson's effort, Deon Watts had a career-best four catches

Liberty (6-5, 5-1)	33
VMI (2-9, 1-5)	14

Foster Stadium • Lexington, Va.

Nov. 17, 2012 • Attendance: 5,202

LIBERTY	0	13	6	14	-	33
VMI	7	0	7	0	-	14

FIRST QUARTER

VMI - Lewis 32 pass from Kordenbrock (Sexton kick) - 0:07

SECOND QUARTER

LIB - Holloway 3 run - 2:30

LIB - Gunn 7 pass from Woodrum (Lunsford kick) - 0:12

THIRD QUARTER

LIB - Allen 6 run - 4:21

VMI - Thompson 6 pass from Kordenbrock (Sexton kick) - 1:54

FOURTH QUARTER

LIB - Allen 9 run (Lunsford kick) - 5:36

LIB - Holloway 1 run (Lunsford kick) - 2:43

	LIBERTY	VMI
First Downs	21	13
Rushes-Yards	43-179	19-26
Passing Yards	172	257
Passes (C-A-I)	19-30-1	25-38-1
Total Offense	351	283
Fumbles-Lost	0-0	1-1
Penalties	8-80	12-98
Punts-Avg.	6-36.7	7-36.9
Time of Possession	34:17	25:43

RUSHING: LIBERTY - Allen 15-99; Holloway 17-64; Rice 1-12; Abnar 1-8; Hudson 1-5; Woodrum 5-2; Fualaau 1-(-1). **VMI** - Augustine 4-24; Ziglar 6-18; Turner 6-(-2); Kordenbrock 2-(-12).

PASSING: LIBERTY - Woodrum 19-29-1-172; Allen 0-1-0-0. **VMI** - Kordenbrock 22-34-0-220; Augustine 2-3-1-31; Eberhardt 1-1-0-6.

RECEIVING: LIBERTY Dutra 7-76; Kelly 6-44; Peterson 2-15; Holloway 2-11; Glover 1-19; Gunn 1-7. **VMI** - Thompson 7-60; Watts 4-30; Bridge 3-66; Shirley 3-24; Ziglar 3-17; Lewis 2-34; Ross 2-20; Ensinger 1-6.

VMI Football
VMI Overall Team Statistics (End of Season)
All games

Team Statistics	VMI	OPP
SCORING	133	338
Points Per Game	12.1	30.7
FIRST DOWNS	167	241
Rushing	57	130
Passing	93	94
Penalty	17	17
RUSHING YARDAGE	789	2278
Yards gained rushing	1045	2495
Yards lost rushing	256	217
Rushing Attempts	299	467
Average Per Rush	2.6	4.9
Average Per Game	71.7	207.1
TDs Rushing	7	19
PASSING YARDAGE	2165	2054
Comp-Att-Int	212-384-11	185-298-6
Average Per Pass	5.6	6.9
Average Per Catch	10.2	11.1
Average Per Game	196.8	186.7
TDs Passing	9	18
TOTAL OFFENSE	2954	4332
Total Plays	683	765
Average Per Play	4.3	5.7
Average Per Game	268.5	393.8
KICK RETURNS: #-Yards	45-762	24-519
PUNT RETURNS: #-Yards	15-102	19-277
INT RETURNS: #-Yards	6-66	11-141
KICK RETURN AVERAGE	16.9	21.6
PUNT RETURN AVERAGE	6.8	14.6
INT RETURN AVERAGE	11.0	12.8
FUMBLES-LOST	18-11	10-7
PENALTIES-Yards	75-669	84-768
Average Per Game	60.8	69.8
PUNTS-Yards	65-2421	47-1775
Average Per Punt	37.2	37.8
Net punt average	31.1	33.5
KICKOFFS-Yards	33-1701	66-3619
Average Per Kick	51.5	54.8
Net kick average	42.4	36.8
TIME OF POSSESSION/Game	28:41	31:19
3RD-DOWN Conversions	55/157	60/150
3rd-Down Pct	35%	40%
4TH-DOWN Conversions	7/18	14/18
4th-Down Pct	39%	78%
SACKS BY-Yards	15-71	23-177
MISC YARDS	12	0
TOUCHDOWNS SCORED	17	43
FIELD GOALS-ATTEMPTS	5-10	14-20
ON-SIDE KICKS	0-0	0-0
RED-ZONE SCORES	(15-22) 68%	(40-48) 83%
RED-ZONE TOUCHDOWNS	(11-22) 50%	(27-48) 56%
PAT-ATTEMPTS	(16-17) 94%	(38-42) 90%
ATTENDANCE	37534	50855
Games/Avg Per Game	6/6256	5/10171
Neutral Site Games		0/0

Score by Quarters	1st	2nd	3rd	4th	OT	Total
VMI	30	27	35	41	0	133
Opponents	64	90	113	71	0	338

VMI Football **VMI Team Game-by-Game (End of Season)** **All games**

TEAM STATISTICS

Date	Opponent	Rushing				Receiving				Passing				Kick Returns				Punt Returns				tot off
		no.	yds	td	lg	no.	yds	td	lg	cmp-att-int	yds	td	lg	no.	yds	td	lg	no.	yds	td	lg	
Sep 01	at Delaware State	36	158	1	17	22	225	0	27	22-38-1	225	0	27	4	59	0	26	2	31	0	25	383
09-08-201	CHOWAN	30	33	1	7	19	275	2	45	19-37-2	275	2	45	4	101	0	39	4	31	0	14	308
09-15-201	RICHMOND	18	51	1	11	23	146	0	23	23-32-2	146	0	23	6	138	0	32	0	0	0	0	197
Sep 22	at Navy	32	90	0	22	16	132	0	20	16-31-2	132	0	20	4	55	0	19	0	0	0	0	222
10-06-201	PRESBYTERIAN COLLEGE	43	166	1	11	18	208	1	40	18-42-1	208	1	40	1	10	0	10	0	0	0	0	374
Oct 13	at Charleston Southern	25	74	1	12	15	113	0	17	15-33-0	113	0	17	4	56	0	19	1	-4	0	0	187
10-20-201	COASTAL	25	16	0	9	25	236	1	32	25-41-0	236	1	32	6	68	0	23	1	22	0	22	252
Oct 27	at Gardner-Webb	23	41	0	11	21	268	1	80	21-43-2	268	1	80	4	60	0	27	1	9	0	9	309
Nov 03	at Stony Brook	22	48	0	13	18	114	1	20	18-28-0	114	1	20	7	103	0	22	2	4	0	4	162
11-10-201	THE CITADEL	26	86	2	20	10	191	1	81	10-21-0	191	1	81	5	112	0	55	0	0	0	0	277
11-17-201	LIBERTY	19	26	0	16	25	257	2	39	25-38-1	257	2	39	0	0	0	0	4	9	0	5	283
		299	789	7	22	212	2165	9	81	212-384-11	2165	9	81	45	762	0	55	15	102	0	25	2954
Opponents		467	2278	19	50	185	2054	18	64	185-298-6	2054	18	64	24	519	1	90	19	277	1	47	4332

Games played: 11

Avg per rush: 2.6

Avg per catch: 10.2

Pass efficiency: 104.57

Kick ret avg: 16.9

Punt ret avg: 6.8

All purpose avg/game: 353.1

Total offense avg/gm: 268.5

Date	Opponent	Tackles				Sacks		Fumble		Pass Defense			Blkd	PAT Attempts			saf	pts
		ua	a	total	tfl-yds	no-yds		ff	fr-yds	int-yds	qbh	brup	kick	kick	rush	rcv		
Sep 01	at Delaware State	26	30	41.0	8.0-21	3.0-13		1	1-0	0-0	4	2	0	1-1	0	0	0	10
09-08-2	CHOWAN	33	44	55.0	5.0-11	2.0-6		0	0-0	1-27	0	7	0	3-3	0	0	0	24
09-15-2	RICHMOND	25	78	64.0	4.0-11	0.0-0		0	1-0	0-0	1	0	0	0-1	0	0	0	6
Sep 22	at Navy	46	22	57.0	2.0-9	1.0-7		2	2-0	0-0	0	0	0	0-0	0	0	0	3
10-06-2	PRESBYTERIAN COLLEGE	24	42	45.0	5.0-26	3.0-20		2	1-0	3-0	0	5	0	2-2	0	0	0	17
Oct 13	at Charleston Southern	47	38	66.0	7.0-16	0.0-0		2	1-70	0-0	0	0	1	2-2	0	0	0	14
10-20-2	COASTAL	34	52	60.0	2.0-8	2.0-8		0	0-0	0-0	0	3	0	1-1	0	0	0	7
Oct 27	at Gardner-Webb	31	58	60.0	12.0-41	3.0-15		0	0-0	0-0	0	0	0	1-1	0	0	0	7
Nov 03	at Stony Brook	35	32	51.0	3.0-9	0.0-0		1	1-0	0-0	0	1	0	1-1	0	0	0	7
11-10-2	THE CITADEL	33	72	69.0	9.0-28	1.0-2		0	0-0	1-17	0	0	0	3-3	0	0	0	24
11-17-2	LIBERTY	39	38	58.0	6.0-7	0.0-0		0	0-0	1-22	0	4	1	2-2	0	0	0	14
		373	506	626.0	63.0-187	15.0-71		8	7-70	6-66	5	22	2	16-17	0	0	0	133
Opponents		318	440	538.0	58.0-248	23.0-177		10	11-30	11-141	21	36	1	38-42	0	0	0	338

		Punting									Field Goals			Kickoffs				
Date	Opponent	no.	yds	avg	long	blkd	tb	fc	50+	i20	md-att	long	blkd	no.	yds	avg	tb	ob
Sep 01	at Delaware State	5	217	43.4	54	0	1	0	2	2	1-3	22	0	3	172	57.3	0	0
09-08-2	CHOWAN	6	275	45.8	54	0	2	2	1	1	1-1	36	0	5	295	59.0	1	1
09-15-2	RICHMOND	8	289	36.1	47	0	1	3	0	1	0-0	0	0	2	109	54.5	0	0
Sep 22	at Navy	7	258	36.9	49	0	0	3	0	0	1-1	42	0	2	128	64.0	0	0
10-06-2	PRESBYTERIAN COLLEGE	5	199	39.8	46	0	1	0	0	4	1-2	19	0	4	216	54.0	0	2
Oct 13	at Charleston Southern	4	139	34.8	43	0	0	0	0	0	0-1	0	0	3	154	51.3	0	0
10-20-2	COASTAL	8	251	31.4	50	1	0	5	1	3	0-0	0	0	2	101	50.5	0	1
Oct 27	at Gardner-Webb	4	180	45.0	52	0	0	1	1	1	0-1	0	0	2	105	52.5	0	0
Nov 03	at Stony Brook	7	222	31.7	46	0	1	0	0	1	0-0	0	0	2	57	28.5	0	0
11-10-2	THE CITADEL	4	133	33.2	46	0	0	2	0	1	1-1	22	0	5	194	38.8	0	1
11-17-2	LIBERTY	7	258	36.9	50	0	0	1	1	0	0-0	0	0	3	170	56.7	0	1
		65	2421	37.2	54	1	6	17	6	14	5-10	42	0	33	1701	51.5	1	6
Opponents		47	1775	37.8	62	1	5	9	9	17	14-20	42	1	66	3619	54.8	17	2

VMI Overall Individual Statistics (End of Season) All games

Rushing	gp	att	gain	loss	net	avg	td	lg	avg/g
TURNER, J.	11	110	407	32	375	3.4	4	20	34.1
ZIGLAR, D.	11	68	249	10	239	3.5	0	15	21.7
TURNER, D.	2	31	121	8	113	3.6	2	17	56.5
AUGUSTINE, A.	10	14	100	15	85	6.1	0	22	8.5
SHIRLEY, C.	9	18	60	2	58	3.2	1	10	6.4
WATTS, D.	11	14	44	6	38	2.7	0	14	3.5
GOODE, J.	10	1	6	0	6	6.0	0	6	0.6
TEMONEY, H.	11	1	4	0	4	4.0	0	4	0.4
ROGERS, J.	9	1	0	5	-5	-5.0	0	0	-0.6
TEAM	4	5	0	6	-6	-1.2	0	0	-1.5
KORDENBROCK, E.	11	36	54	172	-118	-3.3	0	11	-10.7
Total	11	299	1045	256	789	2.6	7	22	71.7
Opponents	11	467	2495	217	2278	4.9	19	50	207.1

Passing	gp	effic	comp-att-int	pct	yds	td	lg	avg/g
KORDENBROCK, E.	11	107.58	193-344-9	56.1	2008	8	81	182.5
AUGUSTINE, A.	10	76.88	18-39-2	46.2	151	1	24	15.1
EBERHARDT, D.	11	150.40	1-1-0	100.0	6	0	6	0.5
Total	11	104.57	212-384-11	55.2	2165	9	81	196.8
Opponents	11	135.88	185-298-6	62.1	2054	18	64	186.7

Receiving	gp	no.	yds	avg	td	lg	avg/g
ROGERS, J.	9	32	320	10.0	1	80	35.6
TURNER, J.	11	25	301	12.0	2	81	27.4
LEWIS, Aa.	10	25	279	11.2	1	40	27.9
ROSS, S.	11	24	303	12.6	0	36	27.5
BRIDGE, D.	10	22	248	11.3	2	39	24.8
THOMPSON, M.	9	19	166	8.7	2	20	18.4
ZIGLAR, D.	11	18	116	6.4	0	18	10.5
SHIRLEY, C.	9	11	53	4.8	0	15	5.9
WATTS, D.	11	9	115	12.8	0	38	10.5
TURNER, D.	2	9	102	11.3	0	21	51.0
PATTERSON, S.	10	6	61	10.2	0	17	6.1
WHITING, W.	11	5	44	8.8	0	23	4.0
TEMONEY, H.	11	2	22	11.0	0	12	2.0
THOMPSON, A.	9	2	15	7.5	0	11	1.7
BURTON, D.	9	1	12	12.0	0	12	1.3
ENSMINGER, D.	11	1	6	6.0	0	6	0.5
PICKENS, P.	11	1	2	2.0	1	2	0.2
Total	11	212	2165	10.2	9	81	196.8
Opponents	11	185	2054	11.1	18	64	186.7

Punt Returns	no.	yds	avg	td	lg
FRUEHAN, J.	15	102	6.8	0	25
Total	15	102	6.8	0	25
Opponents	19	277	14.6	1	47

Interceptions	no.	yds	avg	td	lg
SMITH, M.	3	66	22.0	0	27
MORGAN, A.	2	0	0.0	0	0
STAIB, L.	1	0	0.0	0	0
Total	6	66	11.0	0	27
Opponents	11	141	12.8	3	83

Kick Returns	no.	yds	avg	td	lg
PRESTON, E.	19	370	19.5	0	39
SMITH, M.	17	299	17.6	0	55
ZIGLAR, D.	3	15	5.0	0	10
FRUEHAN, J.	3	59	19.7	0	26
MAYS, C.	1	0	0.0	0	0
ROSS, S.	1	19	19.0	0	19
FURLOW, C.	1	0	0.0	0	0
Total	45	762	16.9	0	55
Opponents	24	519	21.6	1	90

Fumble Returns	no.	yds	avg	td	lg
WASHINGTON, J.	1	70	70.0	1	70
Total	1	70	70.0	1	70
Opponents	3	30	10.0	1	21



2013 VMI Football Fact Book

VMI Overall Individual Statistics (End of Season) All games

Scoring	td	fg	PAT				dxp	saf	pts
			kick	rush	rcv	pass			
TURNER, J.	6	-	-	-	-	-	-	-	36
SEXTON, J.	-	5-10	16-17	-	-	-	-	-	31
TURNER, D.	2	-	-	-	-	-	-	-	12
THOMPSON, M.	2	-	-	-	-	-	-	-	12
BRIDGE, D.	2	-	-	-	-	-	-	-	12
ROGERS, J.	1	-	-	-	-	-	-	-	6
WASHINGTON, J.	1	-	-	-	-	-	-	-	6
PICKENS, P.	1	-	-	-	-	-	-	-	6
SHIRLEY, C.	1	-	-	-	-	-	-	-	6
LEWIS, Aa.	1	-	-	-	-	-	-	-	6
Total	17	5-10	16-17	-	-	-	-	-	133
Opponents	43	14-20	38-42	-	-	0-1	-	-	338

Total Offense	g	plays	rush	pass	total	avg/g
KORDENBROCK, E.	11	380	-118	2008	1890	171.8
TURNER, J.	11	110	375	0	375	34.1
ZIGLAR, D.	11	68	239	0	239	21.7
AUGUSTINE, A.	10	53	85	151	236	23.6
TURNER, D.	2	31	113	0	113	56.5
SHIRLEY, C.	9	18	58	0	58	6.4
WATTS, D.	11	14	38	0	38	3.5
EBERHARDT, D.	11	1	0	6	6	0.5
GOODE, J.	10	1	6	0	6	0.6
TEMONEY, H.	11	1	4	0	4	0.4
ROGERS, J.	9	1	-5	0	-5	-0.6
TEAM	4	5	-6	0	-6	-1.5
Total	11	683	789	2165	2954	268.5
Opponents	11	765	2278	2054	4332	393.8

Field Goals	fg	pct.	01-19	20-29	30-39	40-49	50-99	lg	blk
SEXTON, J.	5-10	50.0	1-1	2-2	1-3	1-4	0-0	42	0

Punting	no.	yds	avg	lg	tb	fc	i20	50+	blk
EBERHARDT, D.	63	2405	38.2	54	6	17	13	6	0
TEAM	1	0	0.0	0	0	0	0	0	1
KORDENBROCK, E.	1	16	16.0	16	0	0	1	0	0
Total	65	2421	37.2	54	6	17	14	6	1
Opponents	47	1775	37.8	62	5	9	17	9	1

FG Sequence	VMI	Opponents
Delaware State	33,41,(22)	(30)
Chowan	(36)	(23),33
RICHMOND	-	(20),25,(24),(37),(22)
Navy	(42)	(19),(35)
Presbyterian College	(19),43	40,39
Charleston Southern	37	-
COASTAL	-	(30),(29)
Gardner-Webb	43	(29),27
Stony Brook	-	(42)
The Citadel	(22)	(33),41,(35)
LIBERTY	-	-

Kickoffs	no.	yds	avg	tb	ob	retn	net	ydln
SEXTON, J.	32	1690	52.8	1	6			
EBERHARDT, D.	1	11	11.0	0	0			
Total	33	1701	51.5	1	6	21.6	35.1	29
Opponents	66	3619	54.8	17	2	16.9	36.8	28

Numbers in (parentheses) indicate field goal was made.

VMI Team Game-by-Game Comparison (End of Season) All games

Opponent	Score	First Downs				Rushing Number-Yards	Passing		Total Offense Plays-Yards	Return Yards	Turn- Overs
		Total	Rush	Pass	Pen		Comp-Att-Int	Yards			
Delaware State	10 - 17	20 / 15	8 / 6	11 / 6	1 / 3	36-158 / 22-83	22-38-1 / 18-33-0	225 / 156	74-383 / 55-239	90 / 88	4 / 1
CHOWAN	24 - 17	13 / 21	3 / 4	10 / 13	0 / 4	30-33 / 27-60	19-37-2 / 28-53-1	275 / 246	67-308 / 80-306	159 / 138	3 / 1
RICHMOND	6 - 47	10 / 25	4 / 10	5 / 15	1 / 0	18-51 / 39-228	23-32-2 / 28-39-0	146 / 259	50-197 / 78-487	138 / 170	3 / 1
Navy	3 - 41	12 / 27	5 / 19	7 / 6	0 / 2	32-90 / 51-403	16-31-2 / 7-14-0	132 / 107	63-222 / 65-510	55 / 91	2 / 2
PRESBYTERIAN COLLE	17 - 7	25 / 18	12 / 7	11 / 11	2 / 0	43-166 / 26-75	18-42-1 / 20-35-3	208 / 210	85-374 / 61-285	10 / 23	1 / 4
Charleston Southern	14 - 32	15 / 24	5 / 18	6 / 6	4 / 0	25-74 / 66-307	15-33-0 / 6-7-0	113 / 139	58-187 / 73-446	122 / 61	1 / 1
COASTAL	7 - 34	17 / 25	4 / 20	11 / 5	2 / 0	25-16 / 49-331	25-41-0 / 14-24-0	236 / 133	66-252 / 73-464	90 / 58	0 / 0
Gardner-Webb	7 - 38	17 / 20	6 / 6	10 / 13	1 / 1	23-41 / 38-55	21-43-2 / 25-34-0	268 / 345	66-309 / 72-400	69 / 117	4 / 0
Stony Brook	7 - 45	14 / 24	4 / 16	6 / 7	4 / 1	22-48 / 44-309	18-28-0 / 12-17-0	114 / 166	50-162 / 61-475	107 / 48	1 / 1
THE CITADEL	24 - 27	11 / 21	4 / 16	7 / 3	0 / 2	26-86 / 62-248	10-21-0 / 8-12-1	191 / 121	47-277 / 74-369	129 / 103	1 / 1
LIBERTY	14 - 33	13 / 21	2 / 8	9 / 9	2 / 4	19-26 / 43-179	25-38-1 / 19-30-1	257 / 172	57-283 / 73-351	31 / 70	2 / 1
Totals	133 - 338	167 / 241	57 / 130	93 / 94	17 / 17	299-789 / 467-2278	212-384-11 / 185-298-6	2165 / 2054	683-2954 / 765-4332	1000 / 967	22 / 13

Opponent	3rd Down		4th Down		Time of Possession	TOP Margin	Avg Yds/Rush	Avg Yds/Pass	Avg Yds/Play	Punting Number-Avg	Penalties Number-Yards	Sacks
	Conversions	Attempts	Conversions	Attempts								
Delaware State	8-18 / 2-13	2-2 / 1-1	2-2 / 1-1	2-2 / 1-1	36:01 / 23:59	12:02	4.4 / 3.8	5.9 / 4.7	5.2 / 4.3	5-43.4 / 9-40.6	10-84 / 6-39	3 / 0
CHOWAN	7-16 / 4-18	0-1 / 1-2	0-1 / 1-2	0-1 / 1-2	27:30 / 32:30	-5:00	1.1 / 2.2	7.4 / 4.6	4.8 / 3.8	6-45.8 / 9-32.1	14-115 / 12-97	2 / 2
RICHMOND	3-11 / 8-17	0-0 / 2-2	0-0 / 2-2	0-0 / 2-2	25:35 / 34:25	-8:50	2.8 / 5.8	4.6 / 6.6	3.9 / 6.2	8-36.1 / 2-39.0	5-40 / 3-27	0 / 0
Navy	5-15 / 5-9	0-1 / 0-0	0-1 / 0-0	0-1 / 0-0	31:33 / 28:27	3:06	2.8 / 7.9	4.3 / 7.6	3.5 / 7.8	7-36.9 / 3-46.0	7-67 / 7-52	1 / 3
PRESBYTERIAN COLLE	12-22 / 4-11	1-1 / 0-0	1-1 / 0-0	1-1 / 0-0	37:46 / 22:14	15:32	3.9 / 2.9	5.0 / 6.0	4.4 / 4.7	5-39.8 / 4-35.5	4-44 / 4-50	3 / 0
Charleston Southern	3-12 / 7-14	0-2 / 2-4	0-2 / 2-4	0-2 / 2-4	25:16 / 34:44	-9:28	3.0 / 4.7	3.4 / 19.9	3.2 / 6.1	4-34.8 / 2-30.0	2-14 / 8-63	0 / 3
COASTAL	3-15 / 5-11	2-4 / 0-0	2-4 / 0-0	2-4 / 0-0	31:42 / 28:18	3:24	0.6 / 6.8	5.8 / 5.5	3.8 / 6.4	8-31.4 / 4-38.0	5-52 / 9-94	2 / 5
Gardner-Webb	6-15 / 4-16	0-2 / 4-4	0-2 / 4-4	0-2 / 4-4	25:10 / 34:50	-9:40	1.8 / 1.4	6.2 / 10.1	4.7 / 5.6	4-45.0 / 5-46.8	3-20 / 5-40	3 / 5
Stony Brook	1-10 / 5-9	1-2 / 1-1	1-2 / 1-1	1-2 / 1-1	27:01 / 32:59	-5:58	2.2 / 7.0	4.1 / 9.8	3.2 / 7.8	7-31.7 / 2-35.5	5-60 / 13-137	0 / 0
THE CITADEL	3-10 / 8-17	1-1 / 3-3	1-1 / 3-3	1-1 / 3-3	22:16 / 37:44	-15:28	3.3 / 4.0	9.1 / 10.1	5.9 / 5.0	4-33.2 / 2-33.0	8-75 / 9-89	1 / 3
LIBERTY	4-13 / 8-15	0-2 / 0-1	0-2 / 0-1	0-2 / 0-1	25:43 / 34:17	-8:34	1.4 / 4.2	6.8 / 5.7	5.0 / 4.8	7-36.9 / 6-36.7	12-98 / 8-80	0 / 2
Totals	55-157 / 60-150	7-18 / 14-18	7-18 / 14-18	7-18 / 14-18	315:33 / 344:27	-28:54	2.6 / 4.9	5.6 / 6.9	4.3 / 5.7	65-37.2 / 47-37.8	75-669 / 84-768	15 / 23

Note: Game totals are displayed in the format TEAM/OPPONENT for each category

2013 VMI Football Fact Book

VMI Overall Individual Statistics (End of Season) All games

All Purpose	g	rush	rcv	pr	kr	ir	total	avg/g
TURNER, J.	11	375	301	0	0	0	676	61.5
ZIGLAR, D.	11	239	116	0	15	0	370	33.6
PRESTON, E.	9	0	0	0	370	0	370	41.1
SMITH, M.	11	0	0	0	299	66	365	33.2
ROSS, S.	11	0	303	0	19	0	322	29.3
ROGERS, J.	9	-5	320	0	0	0	315	35.0
LEWIS, Aa.	10	0	279	0	0	0	279	27.9
BRIDGE, D.	10	0	248	0	0	0	248	24.8
TURNER, D.	2	113	102	0	0	0	215	107.5
THOMPSON, M.	9	0	166	0	0	0	166	18.4
FRUEHAN, J.	11	0	0	102	59	0	161	14.6
WATTS, D.	11	38	115	0	0	0	153	13.9
SHIRLEY, C.	9	58	53	0	0	0	111	12.3
AUGUSTINE, A.	10	85	0	0	0	0	85	8.5
PATTERSON, S	10	0	61	0	0	0	61	6.1
WHITING, W.	11	0	44	0	0	0	44	4.0
TEMONEY, H.	11	4	22	0	0	0	26	2.4
THOMPSON, A.	9	0	15	0	0	0	15	1.7
BURTON, D.	9	0	12	0	0	0	12	1.3
GOODE, J.	10	6	0	0	0	0	6	0.6
ENSMINGER, D	11	0	6	0	0	0	6	0.5
PICKENS, P.	11	0	2	0	0	0	2	0.2
TEAM	4	-6	0	0	0	0	-6	-1.5
KORDENBROC	11	-118	0	0	0	0	-118	-10.7
Total	11	789	2165	102	762	66	3884	353.1
Opponents	11	2278	2054	277	519	141	5269	479.0

VMI Game Results (End of Season) All games

Date	Opponent	Score	Overall	Conference	Time	Attend
Sep 01, 2012	at Delaware State	L 10-17	0-1	0-0	2:48	2952
09-08-2012	CHOWAN	W 24-17	1-1	0-0	3:15	4854
09-15-2012	RICHMOND	L 6-47	1-2	0-0	2:35	6827
Sep 22, 2012	at Navy	L 3-41	1-3	0-0	-	35671
* 10-06-2012	PRESBYTERIAN COLLEGE	W 17-7	2-3	1-0	3:05	5507
* Oct 13, 2012	at Charleston Southern	L 14-32	2-4	1-1	2:41	2191
* 10-20-2012	COASTAL	L 7-34	2-5	1-2	2:50	7281
* Oct 27, 2012	at Gardner-Webb	L 7-38	2-6	1-3	2:49	5620
* Nov 03, 2012	at #9 Stony Brook	L 7-45	2-7	1-4	2:36	4421
11-10-2012	THE CITADEL	L 24-27	2-8	1-4	2:40	7863
* 11-17-2012	LIBERTY	L 14-33	2-9	1-5	3:05	5202



VMI Overall Defensive Statistics (End of Season) All games

#	Defensive Leaders	gp	Tackles				Sacks no-yds	Pass defense			Fumbles		blkd	
			ua	a	tot	tfl/yds		int-yds	brup	qbh	rcv-yds	ff	kick	saf
57	REBER, W.	11	25	62	87	1.0-2	1-0	.	.	.
9	FRUEHAN, J.	11	54	22	76	3.0-8	0.5-2	.	4	.	.	1	.	.
8	MORGAN, A.	11	27	47	74	1.0-1	.	2-0	2
41	STAIB, L.	11	34	39	73	7.5-19	.	1-0	3	.	2-0	1	.	.
33	GARVIN, T.	11	22	44	66	2.5-4	1.0-2	.	1
91	SMITH, J.	11	33	28	61	7.5-23	2.5-10	.	.	2	.	1	.	.
86	HARPER, C.	11	26	33	59	2.5-5	0.5-1	.	1	1	2-0	.	.	.
13	JOHNSON, M.	11	23	29	52	2.0-6	.	.	4
95	JONES, Ch.	11	17	33	50	11.0-36	2.5-11	.	1	1	.	1	1	.
96	CHAPMAN, S.	10	16	31	47	4.5-17	2.5-15	1	.	.
45	WILLIAMS, M.	11	8	27	35	4.0-9	1.0-5
16	SMITH, M.	11	15	16	31	1.5-3	.	3-66	4
28	OWENS, T.	11	12	15	27	1.5-5	0.5-1
97	WASHINGTON, J.	11	10	16	26	4.5-23	2.5-14	.	.	.	1-70	2	.	.
93	ENSMINGER, D.	11	8	14	22	2.0-4
30	HYMAN, W.	11	9	11	20	4.5-14	1.0-7	.	.	1	.	1	.	.
3	FURLOW, C.	7	5	6	11	0.5-1	.	.	1
85	ROSS, S.	11	4	5	9
34	BOCK, B.	11	4	4	8
6	PRICE, J.	5	2	4	6
94	COOPER, E.	11	2	4	6	0.5-3	0.5-3
44	TEMONEY, H.	11	2	4	6
2	WATTS, D.	11	2	3	5
19	MOORE, D.	5	2	1	3	0.5-1
20	JAMES, A.	11	3	.	3	1.0-3
31	HAWKINS, T.	5	3	.	3
37	NICELY, D.	4	1	2	3
59	COPELAND, C.	7	.	3	3	1	.
36	EBERHARDT, D.	11	1	.	1
50	SEXTON, P.	11	1	.	1	1-0	.	.	.
15	ROGERS, J.	9	1	.	1
38	GOODE, J.	10	.	1	1
35	GRAVES, J.	1	.	1	1
47	LINDSEY, C.	3	.	1	1
88	LEWIS, Aa.	10	1	.	1
84	MAYS, C.	11	1
Total		11	373	506	879	63-187	15-71	6-66	22	5	7-70	8	2	.
Opponents		11	318	440	758	58-248	23-177	11-141	36	21	11-30	10	1	.



VMI - Long Plays

20-YARD PLUS PLAYS

Yds	Type	Player(s)	Opponent
81	Pass	TURNER, J. from KORDENBROCK, E.	The Citadel
80*	Pass	ROGERS, J. from KORDENBROCK, E.	Gardner-Webb
70*	FR	WASHINGTON, J.	Charleston Southern
55	KR	SMITH, M.	The Citadel
45*	Pass	TURNER, J. from KORDENBROCK, E.	Chowan
40	Pass	LEWIS, Aa. from KORDENBROCK, E.	Presbyterian College
39	Pass	BRIDGE, D. from KORDENBROCK, E.	LIBERTY
39	KR	PRESTON, E.	Chowan
38	Pass	WATTS, D. from KORDENBROCK, E.	The Citadel
37	Pass	LEWIS, Aa. from KORDENBROCK, E.	Chowan
36	Pass	ROSS, S. from KORDENBROCK, E.	Chowan
34	KR	SMITH, M.	The Citadel
32	Pass	ROSS, S. from KORDENBROCK, E.	COASTAL
32	KR	SMITH, M.	RICHMOND
32*	Pass	LEWIS, Aa. from KORDENBROCK, E.	LIBERTY
29*	Pass	BRIDGE, D. from KORDENBROCK, E.	Presbyterian College
28*	Pass	TURNER, J. from KORDENBROCK, E.	Chowan
27	INT	SMITH, M.	Chowan
27	KR	PRESTON, E.	Gardner-Webb
27	Pass	ROGERS, J. from KORDENBROCK, E.	Delaware State
27	Pass	ROSS, S. from KORDENBROCK, E.	COASTAL
26	KR	FRUEHAN, J.	Delaware State
25	PR	FRUEHAN, J.	Delaware State
24	Pass	BRIDGE, D. from AUGUSTINE, A.	LIBERTY
23	KR	PRESTON, E.	COASTAL
23	Pass	WHITING, W. from KORDENBROCK, E.	RICHMOND
22	Pass	BRIDGE, D. from KORDENBROCK, E.	The Citadel
22	KR	PRESTON, E.	RICHMOND
22	INT	SMITH, M.	LIBERTY
22	Rush	AUGUSTINE, A.	Navy
22	Pass	ROGERS, J. from KORDENBROCK, E.	RICHMOND
22	PR	FRUEHAN, J.	COASTAL
22	KR	PRESTON, E.	Stony Brook
22	Pass	BRIDGE, D. from KORDENBROCK, E.	Gardner-Webb
21	KR	PRESTON, E.	Stony Brook
21	KR	PRESTON, E.	Chowan
21	KR	PRESTON, E.	RICHMOND
21	Pass	TURNER, D. from KORDENBROCK, E.	Delaware State
21	KR	SMITH, M.	Chowan
20	KR	PRESTON, E.	RICHMOND
20	Pass	THOMPSON, M. from KORDENBROCK, E.	LIBERTY
20	Pass	WATTS, D. from KORDENBROCK, E.	Delaware State
20	Pass	ROSS, S. from AUGUSTINE, A.	Navy
20	Pass	TURNER, D. from KORDENBROCK, E.	Delaware State
20	Pass	TURNER, J. from KORDENBROCK, E.	Stony Brook
20	KR	PRESTON, E.	Chowan
20	Pass	THOMPSON, M. from KORDENBROCK, E.	Gardner-Webb
20	Rush	TURNER, J.	The Citadel

* touchdown scored on play

LONG PLAYS BY THE NUMBERS

Long Plays By Yards	No.	TD
100+	0	0
90-99	0	0
80-89	2	1
70-79	1	1
60-69	0	0
50-59	1	0
40-49	2	1
30-39	9	1
20-29	33	2

Long Plays By Type

Long Plays By Type	No.	TD
Rushing	2	0
Passing	26	5
Punt returns	2	0
Kick returns	15	0
Interceptions	2	0
Fumble returns	1	1
Other	0	0
TOTAL	48	6

20-YARD PLUS BY PLAYER

Player	No.	TD	R	P	KR	PR	IR	FR
PRESTON, E.	10	0	0	0	10	0	0	0
SMITH, M.	6	0	0	0	4	0	2	0
TURNER, J.	5	2	1	4	0	0	0	0
BRIDGE, D.	5	1	0	5	0	0	0	0
ROSS, S.	4	0	0	4	0	0	0	0
LEWIS, Aa.	3	1	0	3	0	0	0	0
ROGERS, J.	3	1	0	3	0	0	0	0
FRUEHAN, J.	3	0	0	1	2	0	0	0
TURNER, D.	2	0	0	2	0	0	0	0
THOMPSON, M.	2	0	0	2	0	0	0	0
WATTS, D.	2	0	0	2	0	0	0	0
WASHINGTON, J.	1	1	0	0	0	0	0	1
AUGUSTINE, A.	1	0	1	0	0	0	0	0
WHITING, W.	1	0	0	1	0	0	0	0
TOTAL	48	6	2	26	15	2	2	1

LONGEST PLAYS OF THE YEAR

Rushing
22 AUGUSTINE, A. vs Navy (9/22/2012)

Rushing Touchdown
3 TURNER, J. vs Charleston Southern (10/13/2012)
3 SHIRLEY, C. vs The Citadel (11/10/2012)

Passing
81 TURNER, J. from KORDENBROCK, E.
vs The Citadel (11/10/2012)

Passing Touchdown
80 ROGERS, J. from KORDENBROCK, E.
vs Gardner-Webb (10/27/2012)

Punt Return
25 FRUEHAN, J. vs Delaware State (9/1/2012)

Kick Return
55 SMITH, M. vs The Citadel (11/10/2012)

Interception Return
27 SMITH, M. vs Chowan (9/8/2012)

Fumble Return
70 WASHINGTON, J. vs Charleston Southern (10/13/2012)

Punt
54 EBERHARDT, D. vs Chowan (9/8/2012)
54 EBERHARDT, D. vs Delaware State (9/1/2012)

Field Goal
42 SEXTON, J. vs Navy (9/22/2012)

2013 VMI Football Fact Book

VMI Game Superlatives (End of Season) All games

INDIVIDUAL GAME HIGHS

Rushes	23	TURNER, D. at Delaware State (Sep 01, 2012)
Yards Rushing	101	TURNER, D. at Delaware State (Sep 01, 2012)
TD Rushes	1	TURNER, D. at Delaware State (Sep 01, 2012)
	1	TURNER, D. vs Chowan (09-08-2012)
	1	TURNER, J. vs RICHMOND (09-15-2012)
	1	TURNER, J. vs Presbyterian College (10-06-2012)
	1	TURNER, J. at Charleston Southern (Oct 13, 2012)
	1	TURNER, J. vs The Citadel (11-10-2012)
	1	SHIRLEY, C. vs The Citadel (11-10-2012)
Long Rush	22	AUGUSTINE, A. at Navy (Sep 22, 2012)
Pass attempts	40	KORDENBROCK, E. vs Presbyterian College (10-06-2012)
Pass completions	23	KORDENBROCK, E. vs RICHMOND (09-15-2012)
Yards Passing	275	KORDENBROCK, E. vs Chowan (09-08-2012)
TD Passes	2	KORDENBROCK, E. vs Chowan (09-08-2012)
	2	KORDENBROCK, E. vs LIBERTY (11-17-2012)
Long Pass	81	KORDENBROCK, E. vs The Citadel (11-10-2012)
Receptions	7	TURNER, D. at Delaware State (Sep 01, 2012)
	7	THOMPSON, M. vs LIBERTY (11-17-2012)
Yards Receiving	103	ROGERS, J. at Gardner-Webb (Oct 27, 2012)
TD Receptions	2	TURNER, J. vs Chowan (09-08-2012)
Long Reception	81	TURNER, J. vs The Citadel (11-10-2012)
Field Goals	1	SEXTON, J. at Delaware State (Sep 01, 2012)
	1	SEXTON, J. vs Chowan (09-08-2012)
	1	SEXTON, J. at Navy (Sep 22, 2012)
	1	SEXTON, J. vs Presbyterian College (10-06-2012)
	1	SEXTON, J. vs The Citadel (11-10-2012)
Long Field Goal	42	SEXTON, J. at Navy (Sep 22, 2012)
Punts	8	EBERHARDT, D. vs RICHMOND (09-15-2012)
Punting Avg	45.8	EBERHARDT, D. vs Chowan (09-08-2012)
Long Punt	54	EBERHARDT, D. at Delaware State (Sep 01, 2012)
	54	EBERHARDT, D. vs Chowan (09-08-2012)
Punts inside 20	4	EBERHARDT, D. vs Presbyterian College (10-06-2012)
Long Punt Return	25	FRUEHAN, J. at Delaware State (Sep 01, 2012)
Long Kickoff Return	55	SMITH, M. vs The Citadel (11-10-2012)
Tackles	10.5	MORGAN, A. vs The Citadel (11-10-2012)
Sacks	2.0	WASHINGTON, J. vs Presbyterian College (10-06-2012)
Tackles For Loss	3.5	JONES, Ch. at Gardner-Webb (Oct 27, 2012)
Interceptions	2	MORGAN, A. vs Presbyterian College (10-06-2012)

TEAM GAME HIGHS

Rushes	43	vs Presbyterian College (10-06-2012)
Yards Rushing	166	vs Presbyterian College (10-06-2012)
Yards Per Rush	4.4	at Delaware State (Sep 01, 2012)
TD Rushes	2	vs The Citadel (11-10-2012)
Pass attempts	43	at Gardner-Webb (Oct 27, 2012)
Pass completions	25	vs COASTAL (10-20-2012)
	25	vs LIBERTY (11-17-2012)
Yards Passing	275	vs Chowan (09-08-2012)
Yards Per Pass	9.1	vs The Citadel (11-10-2012)
TD Passes	2	vs Chowan (09-08-2012)
	2	vs LIBERTY (11-17-2012)
Total Plays	85	vs Presbyterian College (10-06-2012)
Total Offense	383	at Delaware State (Sep 01, 2012)
Yards Per Play	5.9	vs The Citadel (11-10-2012)
Points	24	vs Chowan (09-08-2012)
	24	vs The Citadel (11-10-2012)
Sacks By	3	at Delaware State (Sep 01, 2012)
	3	vs Presbyterian College (10-06-2012)
	3	at Gardner-Webb (Oct 27, 2012)
First Downs	25	vs Presbyterian College (10-06-2012)
Penalties	14	vs Chowan (09-08-2012)
Penalty Yards	115	vs Chowan (09-08-2012)
Turnovers	4	at Delaware State (Sep 01, 2012)
	4	at Gardner-Webb (Oct 27, 2012)
Interceptions By	3	vs Presbyterian College (10-06-2012)
Punts	8	vs RICHMOND (09-15-2012)
	8	vs COASTAL (10-20-2012)
Punting Avg	45.8	vs Chowan (09-08-2012)
Long Punt	54	at Delaware State (Sep 01, 2012)
	54	vs Chowan (09-08-2012)
Punts inside 20	4	vs Presbyterian College (10-06-2012)
Long Punt Return	25	at Delaware State (Sep 01, 2012)

Series Versus 2013 Opponents

Bucknell

Series Record: 1-0

Record In Lexington: 1-0

Record In Buies Creek: 0-0

First Meeting: 1978 Last Meeting: 1978

DATE	SITE	W/L	SCORE
Sept. 16, 1978	Lexington, Va.	W	25-14

Charleston Southern

Series Record: 6-6

Record In Lexington: 4-2

Record In North Charleston: 2-4

First Meeting: 2000 Last Meeting: 2012

DATE	SITE	W/L	SCORE
Oct. 21, 2000	Lexington, Va.	W	40-7
Aug. 31, 2002	N. Charleston, S.C.	W	27-24
Oct. 11, 2003	Lexington, Va.	W	50-7
Oct. 2, 2004	N. Charleston, S.C.	L	24-25
Oct. 8, 2005	Lexington, Va.	W	34-12
Oct. 21, 2006	N. Charleston, S.C.	L	22-27
Nov. 3, 2007	Lexington, Va.	L	28-37
Nov. 1, 2008	N. Charleston, S.C.	L	21-31
Oct. 31, 2009	Lexington, Va.	L	21-31
Oct. 23, 2010	N. Charleston, S.C.	W	34-16
Oct. 15, 2011	Lexington, Va.	W	21-17
Oct. 13, 2012	N. Charleston, S.C.	L	14-32

The Citadel

Series Record: 30-36-2

Record In Lexington: 16-10-2

Record In Charleston: 10-22

Record at Neutral: 4-4

First Meeting: 2000 Last Meeting: 2012

DATE	SITE	W/L	SCORE
1920	Lynchburg, Va.	W	35-0
1929	Lexington, Va.	W	12-7
1930	Charleston, S.C.	L	6-7
1931	Lexington, Va.	T	13-13
1932	Charleston, S.C.	L	6-12
1937	Lexington, Va.	W	27-0
1946	Lexington, Va.	W	21-6
1947	Charleston, S.C.	L	6-7
1948	Lexington, Va.	W	34-6
1949	Charleston, S.C.	L	14-19
Nov. 18, 1950	Lexington, Va.	W	13-7
Nov. 17, 1951	Charleston, S.C.	W	27-21
Nov. 15, 1952	Lexington, Va.	W	20-19
Oct. 10, 1953	Charleston, S.C.	W	14-0
Nov. 13, 1954	Lexington, Va.	W	42-0
Nov. 12, 1955	Charleston, S.C.	W	14-7
Nov. 16, 1957	Lexington, Va.	W	33-7
Nov. 6, 1958	Charleston, S.C.	L	6-14
Nov. 14, 1959	Lexington, Va.	W	32-8
Nov. 12, 1960	Charleston, S.C.	W	20-6
Nov. 4, 1961	Lexington, Va.	L	8-14
Nov. 3, 1962	Charleston, S.C.	W	16-7
Nov. 16, 1963	Lexington, Va.	W	33-8
Nov. 14, 1964	Charleston, S.C.	L	0-17
Nov. 13, 1965	Lexington, Va.	W	21-7
Nov. 12, 1966	Charleston, S.C.	L	14-30
Oct. 22, 1967	Roanoke, Va.	W	22-11
Oct. 19, 1968	Charleston, S.C.	L	8-13
Oct. 18, 1969	Lexington, Va.	L	2-28
Oct. 24, 1970	Charleston, S.C.	L	9-56
Oct. 9, 1971	Lexington, Va.	L	24-25
Oct. 7, 1972	Charleston, S.C.	L	3-42
Oct. 6, 1973	Lexington, Va.	W	23-6
Oct. 12, 1974	Charleston, S.C.	W	20-9

Oct. 25, 1975	Lexington, Va.	L	3-6
Nov. 6, 1976	Charleston, S.C.	W	30-14
Oct. 15, 1977	Lexington, Va.	W	19-3
Sept. 23, 1978	Charleston, S.C.	L	3-14
Oct. 20, 1979	Lexington, Va.	L	6-37
Oct. 4, 1980	Charleston, S.C.	L	0-28
Oct. 10, 1981	Norfolk, Va.	W	14-0
Oct. 9, 1982	Charleston, S.C.	L	7-21
Oct. 8, 1983	Lexington, Va.	L	6-27
Nov. 3, 1984	Charleston, S.C.	L	24-27
Oct. 5, 1985	Lexington, Va.	T	14-14
Oct. 11, 1986	Charleston, S.C.	W	47-30
Oct. 10, 1987	Charleston, S.C.	W	7-3
Nov. 12, 1988	Norfolk, Va.	L	20-31
Nov. 11, 1989	Lexington, Va.	W	20-10
Nov. 3, 1990	Charleston, S.C.	L	3-23
Oct. 26, 1991	Norfolk, Va.	L	14-17
Nov. 14, 1992	Charleston, S.C.	L	0-50
Nov. 13, 1993	Charleston, S.C.	L	33-34
Nov. 12, 1994	Norfolk, Va.	L	14-58
Nov. 11, 1995	Charleston, S.C.	W	34-7
Nov. 16, 1996	Lexington, Va.	W34-27 (2OT)	
Nov. 15, 1997	Charleston, S.C.	L	6-28
Nov. 14, 1998	Lexington, Va.	L	10-36
Nov. 13, 1999	Charleston, S.C.	L	6-7
Nov. 11, 2000	Lexington, Va.	W	41-21
Nov. 10, 2001	Charleston, S.C.	L	7-49
Nov. 16, 2002	Charlotte, N.C.	W	23-21
Nov. 15, 2003	Charlotte, N.C.	L	23-27
Nov. 19, 2005	Lexington, Va.	L	14-22
Nov. 11, 2006	Charleston, S.C.	L	21-48
Nov. 17, 2007	Lexington, Va.	L	28-70
Oct. 29, 2011	Charleston, S.C.	L	14-41
Nov. 10, 2012	Lexington, Va.	L	24-27

Coastal Carolina

Series Record: 2-8

Record In Lexington: 1-4

Record In Conway: 1-4

First Meeting: 2003 Last Meeting: 2012

DATE	SITE	W/L	SCORE
Nov. 1, 2003	Conway, S.C.	W	19-10
Oct. 16, 2004	Lexington, Va.	L	14-21
Oct. 29, 2005	Conway, S.C.	L	14-38
Oct. 14, 2006	Lexington, Va.	L	27-31
Oct. 27, 2007	Conway, S.C.	L	35-42
Oct. 11, 2008	Lexington, Va.	W	47-20
Oct. 10, 2009	Conway, S.C.	L	6-20
Nov. 6, 2010	Lexington, Va.	L	3-31
Oct. 8, 2011	Conway, S.C.	L	10-34
Oct. 20, 2012	Lexington, Va.	L	7-34

Delaware State

Series Record: 0-2

Record In Lexington: 0-1

Record In Dover: 0-1

First Meeting: 2011 Last Meeting: 2012

DATE	SITE	W/L	SCORE
Sept. 3, 2011	Lexington, Va.	L	21-24
Sept. 1, 2012	Dover, Del.	L	10-17

Gardner-Webb

Series Record: 1-9

Record In Lexington: 1-4

Record In Boiling Springs: 0-5

First Meeting: 2003 Last Meeting: 2012

DATE	SITE	W/L	SCORE
Oct. 18, 2003	Lexington, Va.	L	25-37

Oct. 23, 2004	Boiling Springs, N.C.	L	17-28
Oct. 22, 2005	Lexington, Va.	L (3OT)	52-55
Oct. 28, 2006	Boiling Springs, N.C.	L	31-35
Oct. 20, 2007	Lexington, Va.	L	22-36
Oct. 25, 2008	Boiling Springs, N.C.	L	27-34
Oct. 3, 2009	Lexington, Va.	L	23-27
Nov. 20, 2010	Boiling Springs, N.C.	L	7-10
Nov. 19, 2011	Lexington, Va.	W	31-24
Oct. 27, 2012	Boiling Springs, N.C.	L	7-38

Liberty

Series Record: 3-9

Record In Lexington: 2-5

Record In Lynchburg: 1-4

First Meeting: 1995 Last Meeting: 2012

DATE	SITE	W/L	SCORE
Sept. 2, 1995	Lexington, Va.	W	50-31
Oct. 26, 2002	Lexington, Va.	W	38-14
Oct. 4, 2003	Lynchburg, Va.	L	28-31
Nov. 6, 2004	Lexington, Va.	L	17-38
Oct. 1, 2005	Lynchburg, Va.	W	10-7
Nov. 18, 2006	Lexington, Va.	L	32-38
Nov. 10, 2007	Lynchburg, Va.	L	34-73
Nov. 8, 2008	Lexington, Va.	L	26-38
Nov. 7, 2009	Lynchburg, Va.	L	14-54
Oct. 16, 2010	Lexington, Va.	L	7-41
Nov. 5, 2011	Lynchburg, Va.	L	31-37
Nov. 17, 2012	Lexington, Va.	L	14-33

Presbyterian College

Series Record: 4-2

Record In Lexington: 3-1

Record In Clinton: 1-1

First Meeting: 2007 Last Meeting: 2012

DATE	SITE	W/L	SCORE
Oct. 13, 2007	Lexington, Va.	L	21-45
Nov. 22, 2008	Lexington, Va.	W	49-27
Oct. 24, 2009	Clinton, S.C.	W	31-20
Oct. 2, 2010	Lexington, Va.	W	24-13
Nov. 12, 2011	Clinton, S.C.	L	6-38
Oct. 6, 2012	Lexington, Va.	W	17-7

Richmond

Series Record: 40-43-5

Record In Lexington: 19-12-2

Record In Richmond: 21-31-3

Record at Neutral: 0-1

First Meeting: 1893 Last Meeting: 2012

DATE	SITE	W/L	SCORE
Nov. 10, 1893	Lexington, Va.	W	34-0
Nov. 11, 1895	Lexington, Va.	W	44-0
Oct. 29, 1898	Lexington, Va.	W	16-0
Oct. 28, 1901	Lexington, Va.	W	79-0
Oct. 25, 1902	Lexington, Va.	W	33-0
Nov. 17, 1906	Richmond, Va.	L	4-6
Nov. 4, 1911	Lexington, Va.	W	38-0
Oct. 3, 1914	Lexington, Va.	W	10-0
Oct. 16, 1915	Lexington, Va.	W	13-6
Sept. 25, 1926	Lexington, Va.	W	10-0
Sept. 24, 1927	Lexington, Va.	W	22-0
Sept. 29, 1928	Lexington, Va.	T	6-6
Sept. 28, 1929	Lexington, Va.	W	40-0
Sept. 27, 1930	Lexington, Va.	W	12-0
Sept. 26, 1931	Lexington, Va.	L	0-7
Nov. 12, 1932	Richmond, Va.	L	0-7
Nov. 18, 1933	Richmond, Va.	L	0-15

2013 VMI Football Fact Book

Oct. 20, 1934	Richmond, Va.	L	0-7
Oct. 12, 1935	Lexington, Va.	L	6-13
Oct. 24, 1936	Richmond, Va.	W	20-0
Oct. 16, 1937	Richmond, Va.	W	21-7
Oct. 15, 1938	Richmond, Va.	W	13-6
Nov. 4, 1939	Richmond, Va.	T	0-0
Oct. 26, 1940	Richmond, Va.	L	7-9
Oct. 25, 1941	Richmond, Va.	W	25-7
Oct. 24, 1942	Richmond, Va.	W	20-6
Oct. 16, 1943	Richmond, Va.	L	0-27
Oct. 7, 1944	Richmond, Va.	W	26-20
Sept. 29, 1945	Richmond, Va.	W	40-6
Sept. 28, 1946	Richmond, Va.	T	7-7
Oct. 18, 1947	Richmond, Va.	L	20-21
Oct. 16, 1948	Richmond, Va.	W	9-0
Oct. 15, 1949	Richmond, Va.	W	14-7
Oct. 7, 1950	Richmond, Va.	W	26-14
Sept. 29, 1951	Richmond, Va.	W	34-0
Oct. 4, 1952	Lexington, Va.	W	28-14
Oct. 3, 1953	Richmond, Va.	L	7-13
Oct. 2, 1954	Richmond, Va.	W	19-6
Oct. 1, 1955	Lexington, Va.	L	0-21
Oct. 6, 1956	Richmond, Va.	W	35-20
Oct. 5, 1957	Richmond, Va.	W	28-6
Oct. 4, 1958	Lexington, Va.	W	12-6
Oct. 3, 1959	Lexington, Va.	T	14-14
Oct. 1, 1960	Lexington, Va.	W	21-6
Sept. 29, 1961	Richmond, Va.	W	8-6
Sept. 28, 1962	Richmond, Va.	W	21-0
Oct. 25, 1963	Richmond, Va.	T	7-7
Sept. 26, 1964	Richmond, Va.	L	14-20
Nov. 6, 1965	Lexington, Va.	W	21-14
Oct. 7, 1966	Richmond, Va.	W	34-20
Sept. 30, 1967	Richmond, Va.	L	0-3
Nov. 2, 1968	Richmond, Va.	L	0-35
Sept. 27, 1969	Lexington, Va.	L	0-20
Nov. 14, 1970	Richmond, Va.	L	17-40
Oct. 16, 1971	Richmond, Va.	L	6-21
Sept. 30, 1972	Richmond, Va.	L	15-34
Sept. 22, 1973	Richmond, Va.	L	0-35
Nov. 2, 1974	Richmond, Va.	L	14-17
Oct. 18, 1975	Richmond, Va.	L	19-24
Sept. 25, 1976	Richmond, Va.	L	0-43
Oct. 8, 1977	Lexington, Va.	W	25-0
Oct. 14, 1978	Richmond, Va.	W	23-6
Sept. 15, 1979	Lexington, Va.	W	17-7
Oct. 8, 1980	Richmond, Va.	W	22-17
Nov. 7, 1981	Lexington, Va.	L	14-45
Oct. 23, 1982	Richmond, Va.	W	14-0
Oct. 29, 1983	Lexington, Va.	L	19-35
Oct. 27, 1984	Richmond, Va.	L	3-45
Sept. 21, 1985	Lexington, Va.	L	14-28
Oct. 18, 1986	Richmond, Va.	L	9-40
Sept. 17, 1988	Lexington, Va.	L	13-14
Sept. 23, 1989	Richmond, Va.	L	22-27
Sept. 28, 1991	Richmond, Va.	W	38-27
Oct. 24, 1992	Norfolk, Va.	L	18-41
Sept. 4, 1993	Richmond, Va.	L	14-38
Sept. 3, 1994	Lexington, Va.	L	31-34
Sept. 2, 1995	Richmond, Va.	L	28-51
Nov. 9, 1996	Lexington, Va.	W	20-7
Sept. 20, 1997	Richmond, Va.	L	3-56
Sept. 4, 1999	Richmond, Va.	L	6-42
Oct. 25, 2003	Richmond, Va.	L	25-35

Sept. 11, 2004	Lexington, Va.	L	7-34
Nov. 5, 2005	Richmond, Va.	L	3-38
Sept. 16, 2006	Richmond, Va.	L	7-58
Oct. 4, 2008	Lexington, Va.	L	16-56
Sept. 26, 2009	Richmond, Va.	L	26-36
Sept. 17, 2011	Richmond, Va.	L	19-34
Sept. 15, 2012	Lexington, Va.	L	6-47

Robert Morris

Series Record: 2-0

Record In Lexington: 1-0

Record In Moon Township: 1-0

First Meeting: 2007 **Last Meeting:** 2009

DATE	SITE	W/L	SCORE
Sept. 29, 2007	Moon Township, Pa.	W	40-13
Sept. 5, 2009	Lexington, Va.	W	14-13

Virginia

Series Record: 23-56-3

Record In Lexington: 4-8-1

Record In Charlottesville: 16-38-2

Record at Neutral: 3-10-0

First Meeting: 1896 **Last Meeting:** 2010

DATE	SITE	W/L	SCORE
1896	Lynchburg, Va.	L	0-46
1900	Lexington, Va.	T	0-0
1901	Lynchburg, Va.	L	0-29
1904	Charlottesville, Va.	L	0-17
1906	Charlottesville, Va.	L	0-4
1907	Charlottesville, Va.	L	17-18
1909	Charlottesville, Va.	L	0-32
1910	Charlottesville, Va.	L	0-28
1911	Charlottesville, Va.	L	6-22
1912	Charlottesville, Va.	W	19-0
1913	Charlottesville, Va.	L	7-38
1915	Charlottesville, Va.	L	0-44
1916	Lexington, Va.	L	7-20
1919	Charlottesville, Va.	L	0-7
1920	Charlottesville, Va.	W	22-6
1921	Lexington, Va.	L	7-14
1922	Charlottesville, Va.	W	14-0
1923	Charlottesville, Va.	W	35-0
1924	Charlottesville, Va.	L	0-13
1925	Charlottesville, Va.	L	10-18
1926	Lexington, Va.	L	7-14
1927	Charlottesville, Va.	L	8-13
1928	Lexington, Va.	W	9-0
1929	Charlottesville, Va.	W	20-7
1930	Lexington, Va.	L	0-13
1931	Charlottesville, Va.	W	18-3
1932	Lexington, Va.	W	6-4
1933	Charlottesville, Va.	W	13-12
1934	Lexington, Va.	L	13-17
1935	Charlottesville, Va.	T	0-0
1936	Lexington, Va.	W	12-6
1937	Charlottesville, Va.	W	26-7
1938	Charlottesville, Va.	T	12-12
1939	Lexington, Va.	W	16-13
1940	Charlottesville, Va.	W	7-0
1941	Lexington, Va.	L	7-27
1942	Charlottesville, Va.	W	38-18
1943	Lexington, Va.	L	0-34
1944	Lynchburg, Va.	L	0-34
1945	Lynchburg, Va.	L	7-40
1946	Charlottesville, Va.	L	8-19

1947	Lexington, Va.	L	6-35
1948	Charlottesville, Va.	L	14-26
1949	Lynchburg, Va.	L	13-32
Oct. 21, 1950	Charlottesville, Va.	L	13-26
Oct. 20, 1951	Charlottesville, Va.	L	14-34
Oct. 18, 1952	Richmond, Va.	L	14-33
Oct. 17, 1953	Charlottesville, Va.	W	21-6
Oct. 16, 1954	Charlottesville, Va.	L	0-21
Oct. 15, 1955	Charlottesville, Va.	L	13-20
Sept. 22, 1956	Charlottesville, Va.	L	0-18
Nov. 2, 1957	Charlottesville, Va.	W	20-7
Nov. 1, 1958	Norfolk, Va.	W	33-0
Oct. 10, 1959	Lynchburg, Va.	W	19-12
Oct. 15, 1960	Charlottesville, Va.	W	30-16
Oct. 14, 1961	Norfolk, Va.	L	7-14
Oct. 13, 1962	Charlottesville, Va.	L	6-28
Oct. 12, 1963	Richmond, Va.	L	0-6
Oct. 10, 1964	Richmond, Va.	L	19-20
Oct. 9, 1965	Charlottesville, Va.	L	10-14
Oct. 15, 1966	Charlottesville, Va.	L	27-38
Oct. 28, 1967	Richmond, Va.	W	18-13
Sept. 28, 1968	Charlottesville, Va.	L	0-47
Oct. 11, 1969	Richmond, Va.	L	10-28
Oct. 10, 1970	Charlottesville, Va.	L	10-49
Oct. 14, 1972	Charlottesville, Va.	L	14-45
Sept. 8, 1973	Charlottesville, Va.	L	0-16
Nov. 9, 1974	Charlottesville, Va.	L	10-28
Sept. 20, 1975	Charlottesville, Va.	L	21-22
Oct. 30, 1976	Norfolk, Va.	W	13-7
Nov. 5, 1977	Charlottesville, Va.	W	30-6
Sept. 30, 1978	Charlottesville, Va.	W	17-9
Sept. 22, 1979	Charlottesville, Va.	L	0-19
Oct. 31, 1981	Charlottesville, Va.	L	10-13
Oct. 30, 1982	Charlottesville, Va.	L	0-37
Oct. 15, 1983	Charlottesville, Va.	L	10-38
Sept. 15, 1984	Charlottesville, Va.	L	7-35
Sept. 14, 1985	Charlottesville, Va.	L	15-40
Oct. 3, 1987	Charlottesville, Va.	L	0-30
Nov. 2, 1991	Charlottesville, Va.	L	0-42
Sept. 25, 2010	Charlottesville, Va.	L	7-48

The Keydets have never faced North Greenville or Glensville State.



Records Versus All Opponents

TEAM	FIRST GAME	LATEST GAME	W - L - T
Akron	1967	2011	1-1-0
Allegheny Inst.	1896	1896	1-0-0
Army	1917	2010	1-14-0
Appalachian State	1976	2002	4-20-2
Austin Peay	2003	2003	1-0-0
Baltimore College	1913	1913	1-0-0
Baltimore Medical	1907	1907	1-0-0
Boston College	1954	1970	1-7-1
Boston University	1980	1984	0-2-0
Bucknell	1978	1978	1-0-0
Buffalo University	1960	1964	2-1-0
Catawba	1944	1990	6-3-0
Catholic	1911	1922	3-1-0
Central Florida	1982	1986	1-1-0
Charleston Southern	2000	2012	6-6-0
Chowan	2008	2012	2-0-0
Cincinnati	1951	1953	0-2-0
The Citadel	1920	2012	30-36-2
Clemson	1914	1944	5-5-2
Coastal Carolina	2003	2012	2-8-0
Colgate	1974	1974	1-0-0
Columbia	1934	1939	2-4-0
Concord	1999	1999	1-0-0
Connecticut	1975	1979	1-0-1
Davidson	1904	2006	38-17-3
Dayton	1972	1972	0-1-0
Delaware	1975	1976	1-1-0
Delaware State	2011	2012	0-2-0
Detroit	1964	1964	0-1-0
Duke	1892	2005	1-7-0
Duquesne	2000	2001	0-2-0
East Carolina	1972	1979	1-7-0
Eastern College	1907	1907	1-0-0
East Tennessee State	1979	2002	8-13-0
Elon	1937	1938	1-1-0
Emory & Henry	1923	1945	4-1-0
Florida	1929	1929	0-1-0
Florida State	1952	1954	1-2-0
Furman	1946	2002	8-23-0
Gallaudet	1912	1918	6-0-0
Gardner-Webb	2003	2012	1-9-0
Georgia	1943	1978	0-4-0
Georgia Southern	1993	2002	0-10-0
Georgia Tech	1964	1988	1-14-0
Georgetown	1898	2004	1-6-0
George Washington	1922	1966	10-7-1
Hampden-Sydney	1897	1935	18-0-0
Hampton Ath. Club	1894	1904	2-0-0
Holy Cross	1957	1963	0-2-1
Indiana State	1976	1976	1-0-0
Iowa State	1963	1963	0-1-0
James Madison	1982	2009	3-10-0
Johns Hopkins	1912	1912	1-0-0
Kentucky	1892	1944	4-12-0
King College	1932	1932	1-0-0
Lafayette	1991	1991	1-0-0
Lenoir-Rhyne College	1998	1998	1-0-0
Lehigh	1955	2007	3-6-1
Liberty	1995	2012	3-9-0
Lock Haven	2007	2010	2-0-0
Lynchburg College	1922	1925	3-0-0
Maine	1983	1983	1-0-0
Marine Officers	1904	1904	1-0-0
Marines (U.S.)	1923	1923	1-0-0

TEAM	FIRST GAME	LATEST GAME	W - L - T
Marshall	1959	1996	5-14-0
Maryland	1901	1972	11-14-2
Memphis State	1960	1960	0-1-0
Miami (FL)	1941	1952	0-2-0
Mississippi	1913	1996	1-1-0
Morehead State	1958	1998	1-1-0
Morris Harvey	1913	1922	1-0-1
Navy	1898	2004	0-9-0
Navy Yard Athletics	1907	1907	1-0-0
Newberry	1940	1940	1-0-0
Newport News Navy	1918	1918	0-1-0
Norfolk Blue	1910	1910	0-0-1
Norfolk State	2003	2006	1-1-0
North Carolina	1893	1989	7-15-1
North Carolina State	1895	1946	11-7-1
Ohio	2004	2008	0-2-0
Old Dominion	2009	2010	0-2-0
Old Pt. College	1903	1903	1-0-0
Pantops	1891	1891	1-0-0
Pennsylvania	1920	1921	1-1-0
Penn State	1959	1959	0-1-0
Presbyterian	2007	2012	4-2-0
Quantico Marines	1949	1949	0-1-0
Randolph-Macon	1905	1911	2-0-1
Rhode Island	1977	1977	1-0-0
Rice	1969	1970	0-2-0
Richmond	1893	2012	40-43-5
Richmond Medical	1912	1912	1-0-0
Roanoke College	1895	1940	21-1-0
Robert Morris (Pa.)	2007	2009	2-0-0
Roller's (A.M.A)	1904	1911	3-0-0
Saint Francis (Pa.)	2008	2008	1-0-0
Samford	2001	2001	0-1-0
South Carolina	1934	1936	1-1-0
Southern Mississippi	1965	1974	0-4-0
Staunton Mil. Acad	1908	1908	1-0-0
St. Albans	1894	1902	2-2-2
St. Johns	1891	1930	9-4-0
Stetson	1956	1956	1-0-0
Stony Brook	2008	2012	0-5-0
Tampa	1957	1958	2-0-0
Tennessee	1923	1923	1-0-0
Tennessee Tech	2004	2004	0-1-0
UT-Chattanooga	1971	2002	7-12-1
Temple	1937	1943	0-4-0
Texas A & M	1950	1950	0-1-0
Tulane	1935	1973	0-5-0
Vanderbilt	1897	1974	2-3-0
Villanova	1958	1980	2-6-0
Virginia	1893	2010	23-56-3
Virginia Tech	1894	1984	25-49-5
Wake Forest	1892	1944	2-3-2
Washington and Lee	1891	1902	14-1-1
Washington University	1940	1940	1-0-0
Western Carolina	1978	2001	3-16-0
West Virginia	1952	1972	0-11-0
West Virginia Tech	1987	1992	3-0-0
William & Mary	1905	2011	33-53-2
Wofford	1924	2005	10-7-0

ALL-TIME TOTALS: Against 123 opponents in 122 years, VMI has won 463 games, lost 647 and tied 42, scoring 18,045 points (15.66 per game) while giving up a total of 22,388 (19.43 per game).

When Was The Last Time...

...A punt was returned for a touchdown?

VMI: Michael Rainey-Wiles vs. Lock Haven, 52 yds., Sept. 4, 2010
Opp: B.W. Webb (William & Mary), 64 yds., Sept. 11, 2010

...A kickoff was returned for a touchdown?

VMI: Tim Maypray vs. The Citadel, 99 yds., Nov. 17, 2007
Opp: Justin Grant (Richmond), 90 yds., Sept. 15, 2012

...An interception was returned for a touchdown?

VMI: Greg Walker at Charleston Southern, 58 yards, Oct. 23, 2010
Opp: Matt Warrick (Navy), 7 yds., Sept. 22, 2012

...A blocked punt was recovered for a touchdown?

VMI: Musa Sarki vs. Charleston Southern, Oct. 11, 2003
Opp: Lorenzo Boyles (Coastal Carolina), Oct. 20, 2012

...A safety was recorded?

VMI: vs. Richmond - Team (Punter steps out of endzone), Sept. 17, 2011
Opp: Army Team (Offensive holding in endzone), Oct. 30, 2010

...A team's own fumble was recovered for a touchdown?

VMI: Chaz Jones vs. Delaware State, Sept. 3, 2011
Opp: George Pressley (Gardner-Webb), Oct. 22, 2005

...An opponent's fumble was recovered for a touchdown?

VMI: John Washington vs. Charleston Southern, 70 yds., Oct. 13, 2012
Opp: Derek Douglas, The Citadel, 21 yds., Nov. 10, 2012

...Teammates rushed for 100 yards?

VMI: Howard Abegesah (111 yards) and Cam Jones (100 yards) vs. Army, Nov. 14, 2009
Opp: Miguel Maysonet (149 yards) and Marcus Coke

(139 yards), Stony Brook, Nov. 3, 2012

...A quarterback had both 100 yards passing and rushing?

VMI: Kyle Hughes, 133 yards rushing and 141 yards passing vs. Richmond, Sept. 26, 2009
Opp: Trey Miller (Navy), 116 yards rushing and 107 yards passing, Sept. 22, 2012

...An individual rushed for 200 yards?

VMI: Tim Maypray, 235 yards, vs. Presbyterian, Nov. 22, 2008
Opp: Edwin Gowins, 250 yards & Conte Cuttino, 233 yards, Stony Brook, Nov. 15, 2008

...A quarterback passed for 300 or more yards?

VMI: Eric Kordenbrock vs. Liberty, 320 yards, Nov. 5, 2011
Opp: Lucas Beatty (Gardner-Webb), 328 yds., Oct. 27, 2012

...A receiver netted 100 yards in a game?

VMI: James Rogers vs. Gardner-Webb, 103 yards, Oct. 27, 2012
Opp: Kevin Norrell (Stony Brook), 113 yards, Nov. 3, 2012

...An individual rushed for 100 yards and netted 100 yards receiving?

VMI: Sean Mizzer, 106 yards rushing, 104 yards receiving, vs. Western Carolina, Nov. 2, 2002
Opp: N/A

...An individual intercepted 3 passes in a game?

VMI: Christian Kelly vs. Charleston Southern, Oct. 21, 2006
Opp: Marcus Johnson (The Citadel), Nov. 14, 1998

...An individual rushed for 3 or more touchdowns in a game?

VMI: Chaz Jones, 3, vs. Delaware State, Sept. 3, 2011
Opp: Miguel Maysonet (Stony Brook), 3, Nov. 3, 2012

...An individual threw 4 or more touchdowns in a game?

VMI: Jonathan Wilson vs. Gardner-Webb, 4, Oct. 22, 2005
Opp: Lucas Beatty (Gardner-Webb), 4, Oct. 27, 2012

...An individual caught 3 touchdown passes in a game?

VMI: Tera Frost vs. The Citadel, Nov. 11, 2000
Opp: Kevin Norrell (Stony Brook), Nov. 3, 2012

...A punt was blocked?

VMI: Chris Copeland vs. Charleston Southern, Oct. 13, 2012
Opp: Tyler Watkins (Coastal Carolina), Oct. 20, 2012

...A defensive 2-pt conversion was scored?

VMI: Bryant Youngblood vs. Stony Brook, Nov. 15, 2008

...A blocked field goal was returned for a touchdown?

VMI: Robert Mason, 69 yards, vs. Austin Peay, Nov. 8, 2003

...A shutout was recorded?

VMI: vs. Saint Francis (49-0), Sept. 6, 2008
Opponent: William & Mary (45-0), Sept. 11, 2010



Emilio Calvin recovered a fumble for a touchdown against Robert Morris, Sept. 5, 2009.



Greg Walker returned an interception 58 yards for a touchdown in 2010 at Charleston Southern.

All-Conference Players

First Team All-Big South

SEASON	NAME, CLASS, POSITION
2003.06	Sean Mizzer, '06, RB
2003	Sam Brown, '04, OL
2003.05	Vicheal Foxx, '05, DT
2003	Derik Screen, '04, LB
2003	Musa Sarki, '04, DB
2003	Matt Sharpe, '04, PK
2004.05	Zohn Burden '06, WR
2004.05	Justin Huggard '06, LB
2004.05	Robert Mason '06, DB
2004	Ross Booth '05, LS
2005	Jeremy Ward '06, OL
2006	Eric Hall, '06, DL
2006	Jamaal Walton, '06, DB
2007	Tommy Lloyd, '08, DE
2007	Tim Maypray, '09, KR
2009	Tim Maypray, '10, PR
2010	Josh Wine, '11, DT
2010	Michael Rainey-Wiles, '11, PR/KR
2010	A.J. Gross, '12, LB
2011	A.J. Gross, '12, LB
2011	Rob Bailey, '12, OL
2012	Charlie Jones '13, DL

First Team All-SoCon

SEASON	NAME, CLASS, POSITION
1935.36	Jim Farley, '37, G
1937.38	Paul Shu, '39, B
1942	Joe Muha, '43, B
1945.47	Chi Mills, '48, T
1945	Lyn Chewning, '49C, B
1952	Bill Brehaney, '53, B
1953	Johnny Mapp, '54, B
1956.57	Sam Woolwine, '58, B
1957.58	Jim McFalls, '59, T
1957	Lou Farmer, '58, G
1957	Bobby Jordan, '58, B
1958	Jerry Borst, '59, C
1958.59	Sam Horner, '60, B
1959.60	Howard Dyer, '61, B
1960	Don Kern, '61, B
1960	Lou Shuba, '61, G
1962.63	Bill Welsh, '64, T
1964	Mike Patterson, '65, DB
1964.65	John Turner, '66, DT
1965.66.67	Bob Schmalzriedt, '68, LB
1967	Bob Habasevich, '69, HB
1967.68	Bob Biddle, '69, OG
1968	Kerr Kump, '68, DB
1970	Don Cupit, '72, KS
1971	Pete Ramsey, '72, OT
1972.73.74	Andy Dearman, '75, OT
1973	Gene Williams, '74, DB
1974	Doug Hines, '76, C
1974	Ronnie Norman, '75, RB
1974.75	Ronnie Moore, '76, WR
1976.77	Ned Stepanovich, '78, DT
1976	Ed Glackin, '77, OT
1977	Andre Gibson, '78, RB
1977	Tom Replogle, '78, OG
1977	Greg Arnett, '78, DE
1977	Glen Jones, '78, LB
1977	Gary McNeal, '79, DB
1978	Bob Bookmiller, '79, OT
1977.78.79	Craig Jones, '80, KS
1979	Valt Bellamy, '80, DB
1979	John Shuman, '80, OT
1979.80.81	Floyd Allen, '82, RB
1980.81	Mike Eden, '82, DB
1981	Austin Beckham, '82, C
1981	Wade Foltz, '82, DE
1981.82	Melvin Rucker, '83, LB
1981.82	Jay Lasek, '83, OG
1982	Tom Radle, '83, TE
1984	Steve Pancham, '86, TE
1985.87	Mike Mayo, '88, DB
1988	Mark Stock, '88, WR


1991.92	Lorenzo Carpenter, '93, C
1991	Mike Perfetti, '92, DT
1994.95.96	Thomas Haskins, '97, TB
1996	Mike Rogers, '98, LB
2000	Richard Holland, '01 DB and RS
2002	Brent Barth, '03, P
2002	Joey Gibson, '02, QB

Big South Players of the Week

SEASON	(AWARD) - NAME, POSITION, (DATE)
2003	(freshman) - Adam Peters, punter, (8/30)
	(offense) - Sean Mizzer, running back (9/6)
	(defense) - Vicheal Foxx, defensive tackle (10/4)
	(defense) - Justin Huggard, linebacker (10/11)
	(special teams) - Matt Sharpe, placekicker (10/18)
	(defense) - Derik Screen, linebacker (10/25)
	(special teams) - Matt Sharpe, placekicker (11/1)
2004	(defense) - Justin Huggard, linebacker (9/20)
	(defense) - Robert Mason, defensive back (10/18)
	(defense) - Robert Mason, defensive back (11/22)
	(special teams) - Barrett Way, placekicker (11/8)
2005	(offense) - Jonathan Wilson, quarterback (9/5)
	(defense) - Justin Huggard, linebacker (9/19)
	(defense) - Robert Mason, defensive back (9/26)
	(defense) - Justin Huggard, linebacker (10/3)
	(offense, Co-) - Jonathan Wilson, quarterback (10/3)
	(defense) - Todd Baldwin, linebacker (10/10)
	(special teams Co-) - Barrett Way, placekicker (10/24)
2006	(offense) - Sean Mizzer, running back (9/4)
	(defense) - Jamaal Walton, defensive back (9/4)
	(freshman) - Tim Maypray, slotback (10/9)
	(freshman) - Tim Maypray, slotback (10/16)
	(freshman) - Christian Kelly, defensive back (10/23)
	(freshman) - Kyle Hughes, quarterback (11/20)
2007	(defense) - Joe Taylor, linebacker (9/3)
	(offense) - Kyle Hughes, quarterback (10/1)
	(freshman) - Bryan Barnson - wide receiver (10/1)
	(offense) - Tim Maypray - slotback (10/15)
	(offense) - Tim Maypray - slotback (11/5)
	(special teams) - Tim Maypray - slotback (11/19)
2008	(offense) - Tim Maypray - quarterback (9/8)
	(special teams) - Greg Stevens - kicker (9/22)
	(offense) - Tim Maypray - quarterback (10/13)
	(defense) - A.J. Gross - linebacker (10/13)
	(offense) - Tim Maypray - quarterback/slotback (11/24)
2009	(special teams Co-) - Tim Maypray - punt ret. (10/6)
	(offense) - Howard Abegesah - running back (10/26)
	(defense) - Emilio Calvin - defensive end (10/26)
2010	(special teams) - Michael Rainey-Wiles - PR (9/6)
	(defense) - A.J. Gross - linebacker (10/4)
2011	(defense Co-) - Byron Allen - linebacker (10/17)
	(offense) - Eric Kordenbrock - quarterback (11/7)
2012	(defense) Adam Morgan, safety (10/8)

SoCon Players of the Week

SEASON	(AWARD) - NAME, POSITION, (DATE)
1962	Donny White, back (9/29)
1963	Joe Straub, guard (9/21)
	Charlie Cole, center (10/26)
	Bill Welsh, tackle (11/28)
1965	John Turner, tackle (10/16)
	Hill Ellett, quarterback (11/6 & 11/25)
1966	Don Taylor, guard (9/17)
1967	Charlie Bishop, quarterback (9/16)
	Kerr Kump, defensive back (11/11)
1968	Paul Frait, defensive back (10/5)
	John Griffin, linebacker (11/9)
1970	Jerry Acuff, defensive tackle (9/12)
1971	Mac Bowman, tailback (9/18)
1972	Mac Bowman, tailback (11/4)
	Phil Upton, middle guard (11/18)
1973	Gene Williams, defensive back (10/6)
1974	Ronnie Moore, wide receiver (9/28)
	John Willison, linebacker (10/5)
	Phil Upton, middle guard (10/12 & 11/23)
1975	Glen Jones, linebacker (9/13)
	Ronnie Moore, wide receiver (9/27)
1976	Greg Arnett, defensive end (10/30)
1977	Craig Jones, placekicker (9/10)
	Andre Gibson, tailback (10/8)
	Gary McNeal, defensive back (10/15)
	Robby Clark, quarterback (11/5)
1978	Mike Alston, defensive back (10/14)
1979	Floyd Allen, tailback(10/6) & (10/27)
1980	Bruce Kitchen, linebacker (9/6)
	Melvin Rucker, linebacker (9/13) & (11/15)
	Chris Timmons, defensive tackle (10/18)
1981	Melvin Rucker, linebacker (11/14) & (11/21)
	Floyd Allen, tailback (9/12) & (10/24)
	Leslie Dunnville, defensive back (9/19)
1982	Tom Radle, tight end (9/11)
	Barry Smith, defensive end (11/13)
1985	Mike Mayo, defensive back (10/12)
	Al Comer, quarterback (10/26)
1986	David Brown, quarterback (10/11)
	Mark Stock, wide receiver (11/22)
1988	Jeff Barnes, defensive end (10/24)
	Wayne Purcell, linebacker (11/19)
1989	Raymond Flowers, linebacker (11/1)
	(freshman) - Tony Scales, quarterback (9/16)
	(freshman) - Dewayne Arkadie, defensive back (11/18)
1990	Tony Scales, quarterback (9/15 & 10/13)
	(freshman) - Butch Jennings, fullback (9/1)
1991	Tony Scales, quarterback (9/7 & 9/14)
	Dewayne Arkadie, defensive back (9/28)
	(freshman) - Tim Williams, defensive back (9/7)
1992	(freshman) - Terry Tucker, strong safety (9/19)
	(freshman) - Marlon Anderson, wide receiver, (9/26)
	(freshman) - Marlon Anderson, wide receiver (11/21)
1993	(freshman) - Thomas Haskins, halfback (11/6)
	Thomas Haskins, halfback (11/13)
1994	Thomas Haskins, tailback (9/3)
	Thomas Haskins, tailback (11/19)
1995	Thomas Haskins, tailback (9/9)
	Kelly Cook, linebacker (9/16)
	Thomas Haskins, tailback (10/14)
1996	Thomas Haskins, tailback (10/14)
	Thomas Haskins, tailback (11/16)
	Mike Rogers, linebacker (11/16)
1998	(freshman) Aaron Mitchell, quarterback (10/10)
	(freshman) - Aaron Mitchell, quarterback (10/24)
1999	(freshman) - Matthew Kluk, nose tackle (10/2)
2000	Joey Gibson, quarterback (11/13)
2001	(freshman) - Titus Green, slotback (9/30)
	Derik Screen, linebacker (10/13)
2002	(freshman) Donnie Johnston, tight end (9/2)
	Joey Gibson, quarter back (9/9)
	(freshman) - Gary Price, slotback (10/14)
	(freshman) - Sean Mizzer, running back (10/21)
	(freshman) - Sean Mizzer, running back (11/4)
	Chris Walsh, linebacker (11/18)




Coach John McKenna with Johnny Mapp (L) and George Ramer (R) in 1953 - Mapp went on to earn All-Southern Conference honors.

Records - Scoring




Thomas Haskins
308 Career Points



Tim Maypray
228 Career Points



Craig Jones
221 Career Points



Sean Mizzer
186 Career Points

Career Leaders - Scoring

Most Points Scored

Thomas Haskins	308	1993-96
Kyle Hughes	236	2006-09
Tim Maypray	228	2006-09
Craig Jones	221	1976-79
Sean Mizzer	186	2002-06
Matt Sharpe	176	2001-03
Floyd Allen	176	1978-81
Marcus Mines	164	1989-92
Mike Harris	154	1995-98
Wade Hawkins	146	1987-90

Most Touchdowns

Thomas Haskins	50	1993-96
Tim Maypray	38	2006-09
Sean Mizzer	31	2002-06
Floyd Allen	29	1978-81
Marcus Mines	27	1989-92
Mark Stock	20	1985-88
Tony Scales	19	1989-92
Chaz Jones	19	2008-11
Kim Glidewell	18	1973-76
Bobby Jordan	18	1954-57
Ronnie Moore	17	1972-75
Howard Dyer	17	1958-60

Most Touchdowns Responsible For (Includes TD Passes)

Thomas Haskins	53	1993-96
Joey Gibson	47	1999-2002
Jonathan Wilson	42	2003-06
Tim Maypray	42	2006-09
Howard Dyer	39	1958-60
Kyle Hughes	39	2006-09

Most Points Responsible For

Thomas Haskins	326	1993-96
Joey Gibson	286	1999-2002
Howard Dyer	256	1958-60
Tim Maypray	256	2006-09
Jonathan Wilson	256	2003-06

Most Points Scored by Kicking

Craig Jones	221	1976-79
Matt Sharpe	176	2001-03
Mike Harris	154	1995-98
Wade Hawkins	146	1987-90
Barrett Way	142	2004-06
Jeff Sexton	140	2009-12
Geoff Goff	93	1991-94

Most 2-Pt. Conversions Scored

Don Kern	6	1958-60
Tony Scales	4	1989-92
John Hince	4	1965-67
Thomas Haskins	4	1993-96

Most 2-Pt. Conversions Attempted

Howard Dyer	27	1958-60
Bobby Mitchell	12	1959-61

Most Kick PAT's Made

Matt Sharpe	95	2001-03
Jeff Sexton	86	2009-12
Mike Harris	73	1995-98
Craig Jones	56	1976-79
Barrett Way	55	2004-06
Wade Hawkins	53	1987-90
Mike Harris	51	1995-96
Greg Stevens	48	2008
Geoff Goff	45	1991-94

Most Kick PAT's Attempted

Matt Sharpe	101	2001-03
Jeff Sexton	92	2009-Pres
Mike Harris	78	1995-98
Barrett Way	61	2004-06
Craig Jones	60	1976-79
Wade Hawkins	57	1987-90
Mike Harris	56	1995-96
Geoff Goff	50	1991-94
Greg Stevens	50	2008

Most Field Goals Made

Craig Jones	55	1976-79
Wade Hawkins	31	1987-90
Barrett Way	29	2004-06
Matt Sharpe	27	2001-03
Mike Harris	27	1995-98
Jeff Sexton	18	2009-12
Mike Cole	17	1971-73
Geoff Goff	16	1991-94
Lee Wimbish	16	1980-83

Most Field Goals Attempted

Craig Jones	83	1976-79
Wade Hawkins	52	1987-90
Mike Harris	48	1995-98
Matt Sharpe	38	2001-03
Barrett Way	37	2004-06
Jeff Sexton	35	2009-12
Lee Wimbish	32	1980-83
Mike Cole	32	1971-73
Geoff Goff	27	1991-94
Don Cupit	27	1969-70

Highest Field Goal Pct. (min. 20 att.)

Barrett Way	78.4%	2004-06
Rick Tufaro	71.4%	1974-75
Matt Sharpe	71.1%	2001-03
Craig Jones	66.3%	1976-79
Wade Hawkins	59.6%	1987-90
Geoff Goff	59.6%	1991-94

Single-Season Leaders

Individual

Most Points Scored

Thomas Haskins	106	1995
Thomas Haskins	92	1996
Matt Sharpe	91	2003
Johnny Mapp	78	1953
Floyd Allen	78	1981
Tim Maypray	78	2008

Most Points Responsible for

Joey Gibson	146	2002
Howard Dyer	138	1960
Jonathan Wilson	108	2003
Thomas Haskins	106	1995
Howard Dyer	106	1959

Most Touchdowns Scored

Thomas Haskins	17	1995
Thomas Haskins	15	1996
Johnny Mapp	13	1953
Floyd Allen	13	1981
Tim Maypray	13	2008

Most Touchdowns Responsible for

Joey Gibson	24	2002
Howard Dyer	20	1960
Jonathan Wilson	18	2003
Howard Dyer	17	1959
Thomas Haskins	17	1995
Thomas Haskins	17	1996
Tim Maypray	17	2008

Most PAT's by Placement

Greg Stevens	48	2008
Matt Sharpe	40	2003
Matt Sharpe	37	2002
Mike Harris	29	1995
Patrick Sweeney	27	2007
Jeff Sexton	26	2009
Matt Maxey	24	2000
Vic Kane	24	1991
Wade Hawkins	23	1990
Jeff Sexton	23	2011

Most 2-pt Conversions, Running

Sam Horner	3	1958
------------	---	------

Most 2-pt Conversion, Passing

Howard Dyer	9	1960
-------------	---	------

Most 2-pt Conversions, Receiving

John Hince	3	1967
Dick Willard	3	1960
Don Kern	3	1960

Team

Most Touchdowns Scored	51	2008
------------------------	----	------

Fewest Touchdowns Scored	9	1971 & 1997
--------------------------	---	-------------

Most Points Scored	378	2008
--------------------	-----	------

Fewest Points Scored	77	1999
----------------------	----	------

Single-Game Leaders

Individual

Most Points Scored

Thomas Haskins	28	Liberty, 1995
Bobby Jordan	28	Stetson, 1956
Tim Maypray	24	Presbyterian, 2008
Thomas Haskins	24	The Citadel, 1996
Stinson Jones	24	Buffalo, 1961
Donn Kern	24	George Washington, 1960
Johnny Mapp	24	Catawba, 1953

Most Points Responsible For

Tony Scales	34	William & Mary, 1990
Dave Brown	30	The Citadel, 1986
Bobby Mitchell	30	Buffalo, 1961
Thomas Haskins	28	Liberty, 1995
Bobby Jordan	28	Stetson, 1956

Most Touchdowns Scored

Tim Maypray	4	Presbyterian, 2008
Thomas Haskins	4	The Citadel, 1996
Thomas Haskins	4	Liberty, 1995
Don Kern	4	George Washington, 1960
Stinson Jones	4	Buffalo, 1961
Bobby Jordan	4	Stetson, 1956
Johnny Mapp	4	Catawba, 1953

Most Touchdowns Responsible For

Tony Scales	5	William & Mary, 1990
Dave Brown	5	The Citadel, 1986
Bobby Mitchell	5	Buffalo, 1961
11 Players	4	

Most Rushing Touchdowns

Thomas Haskins	4	Liberty, 1995 & The Citadel, 1996
----------------	---	-----------------------------------

Most Touchdown Passes Caught

Tera Frost	3	Morehead State, 1998
Dan Lyle	3	William & Mary, 1990
Stinson Jones	3	Buffalo, 1961
Dick Evans	3	Davidson, 1959
Dick Evans	3	George Washington, 1959

Most PAT Placements Scored

Greg Stevens	9	Chowan, 2008
David Tyler	8	Central Florida, 1982

Most Points Via Conversions (all methods)

Greg Stevens	9	Chowan, 2008
David Tyler	8	Central Florida, 1982

Most 2-point Conversions Rushing

Thomas Haskins	2	Liberty, 1995
Tony Scales	2	William & Mary, 1990
Don Kern	2	The Citadel, 1959

Most 2-point Conversions Passing

Howard Dyer	3	Virginia, 1960
-------------	---	----------------

Most 2-point Conversions Receiving

John Hince	2	Davidson, 1967
------------	---	----------------

Most Field Goals

Craig Jones	5	William & Mary, 1977
Matt Sharpe	4	Coastal Carolina, 2003
Matt Sharpe	4	Gardner-Webb, 2003
Craig Jones	4	Appalachian State, 1976
Barrett Way	3	Gardner-Webb, 2005
Matt Sharpe	3	Charleston Southern, 2003
Wade Hawkins	3	East Tennessee State, 1989
Lee Wimbish	3	Furman, 1980
Craig Jones	3	Richmond, 1978
Don Cupit	3	The Citadel, 1970

Highest Field Goal Percentage (min. 3 att.)

Craig Jones	100% (5-5)	William & Mary, 1977
Matt Sharpe	100% (4-4)	Gardner-Webb, 2003
Geoff Goff	100% (4-4)	Appalachian State, 1994
Barrett Way	100% (3-3)	Charleston Southern, 2006
Barrett Way	100% (3-3)	Gardner-Webb, 2005
Craig Jones	100% (3-3)	Richmond, 1978
Lee Wimbish	100% (3-3)	Furman, 1980
Wade Hawkins	100% (3-3)	East Tennessee State, 1989

Team

Most Points Scored

Central Florida, 1982 & Chowan, 2008	69
--------------------------------------	----

Most Touchdowns Scored

Central Florida, 1982 & Chowan, 2008	10
--------------------------------------	----

Most Safeties Scored

14 Times, Last Gardner-Webb, 2009	1
-----------------------------------	---

Most PAT Placements Scored

Central Florida, 1982 & Chowan, 2008	9
--------------------------------------	---

Most 2 pt. Conversions

Davidson, 1967	4
----------------	---

Most 2 pt. Conv. - rushing

UT-Chattanooga, 1992	3
----------------------	---

Most 2 pt. Conv. - passing

Virginia, 1960	3
----------------	---

Most Points Via Conversions

Davidson, 1967	10
----------------	----

Most Field Goals

William & Mary, 1977	5
----------------------	---

Largest Victory Margin


Central Florida, 1982	69
-----------------------	----

Largest Losing Margin

Cincinnati, 1953	67
------------------	----




(Right) Lee Wimbish (1980-83) equaled a school record by converting all three field goals he attempted against Furman as a freshman.



(Left) Floyd Allen (1978-81) scored 30 touchdowns in his career and ranks among the top five in career scoring, touchdowns, rushing yards, rushing attempts and 100-yard rushing games.

Records - Rushing



Thomas Haskins (1993-96) is VMI's all-time leading rusher (5,349 yards) and holds 21 school records.

Career Leaders

Most Net Rushing Yards

Thomas Haskins	5,349	1993-96
Sean Mizzer	3,733	2002-06
Floyd Allen	3,569	1978-81
Howard Abegesah	2,860	2006-09
Tony Scales	2,475	1989-92
Tim Maypray	2,456	2006-09
Marcus Mines	2,430	1989-92
Kim Glidewell	2,168	1973-76
Andre Gibson	2,097	1974-77

Most Rushing Attempts

Thomas Haskins	898	1993-96
Floyd Allen	860	1978-81
Sean Mizzer	741	2002-06
Kim Glidewell	614	1973-76
Tony Scales	562	1989-92
Howard Abegesah	512	2006-09

Most Rushing Touchdowns

Thomas Haskins	50	1993-96
Sean Mizzer	27	2002-06
Floyd Allen	27	1978-81
Marcus Mines	26	1989-92
Tim Maypray	22	2006-09
Tony Scales	19	1989-92
Chaz Jones	18	2008-11

Kim Glidewell	18	1973-76
Howard Abegesah	16	2006-09
Sam Horner	16	1956-59

Most 100 Yd. Rushing Games

Thomas Haskins	24	1993-96
Sean Mizzer	18	2002-06
Floyd Allen	17	1978-81
Howard Abegesah	13	2006-09
Andre Gibson	9	1974-77
Ronnie Norman	9	1972-74

Most 200 Yd. Rushing Games

Thomas Haskins	10	1993-96
Tony Scales	2	1989-92

Most Consecutive 100 Yd. Rushing Games

Floyd Allen	6	1980
Thomas Haskins	5	1996
Sean Mizzer	4	2003
Andre Gibson	4	1977
Five people	3	

1,000 Yard-Club

	YEAR	ATT.	YARDS
Thomas Haskins	1996	286	1,698
Thomas Haskins	1995	248	1,548
Thomas Haskins	1994	258	1,509
Floyd Allen	1980	291	1,276
Tim Maypray	2008	195	1,266
Floyd Allen	1979	265	1,249
Sean Mizzer	2003	207	1,244
Andre Gibson	1977	256	1,218
Howard Abegesah	2007	223	1,121
Tony Scales	1991	185	1,105
Ronnie Norman	1974	205	1,045
Sean Mizzer	2006	209	1,022

Year-By-Year Leaders

YEAR	PLAYER	ATT	YARDS
1953	John Mapp	114	656
1954	Nick Servidio	124	534
1955	Sam Woolwine	100	480
1956	Sam Woolwine	107	507
1957	Sam Woolwine	105	531
1958	Sam Horner	102	612
1959	John Traynham	92	491
1960	Stinson Jones	82	289
1961	Stinson Jones	60	256
1962	Bill Davis	81	316
1963	Chuck Beale	61	284
1964	Granville Amos	68	312
1965	Tom Slater	123	489
1966	Bob Habasevich	80	317
1967	Bob Habasevich	187	663
1968	Tom Sowers	221	792
1969	Tom Sowers &	68	162
	Tom Byer	84	162
1970	Mac Bowman	117	360
1971	Mac Bowman	224	732
1972	Mac Bowman	161	641
1973	Bruce Torbett	118	407
1974	Ronnie Norman	205	1,045
1975	Kim Glidewell	197	643
1976	Andre Gibson	121	566
1977	Andre Gibson	256	1,218
1978	Butch Hostetter	157	636
1979	Floyd Allen	265	1,249
1980	Floyd Allen	291	1,276
1981	Floyd Allen	264	861
1982	Stan Bass	197	680
1983	Trent Bridges	162	630
1984	Trent Bridges	132	455
1985	Dan Monahan	91	432
1986	Trent Bridges	68	283
1987	Joe France	108	395
1988	Scott Council	180	557
1989	Marcus Mines	118	638
1990	Tony Scales	134	544
1991	Tony Scales	185	1,105
1992	Tony Scales	147	577
1993	Thomas Haskins	106	594
1994	Thomas Haskins	258	1,509
1995	Thomas Haskins	248	1,548
1996	Thomas Haskins	286	1,698
1997	Avi Hopkins	157	623
1998	Gene Cauthen	93	351
1999	Gene Cauthen	78	298
2000	Gene Cauthen	143	566
2001	Gene Cauthen	187	710
2002	John Bell	136	522
2003	Sean Mizzer	207	1,244
2004	Sean Mizzer	176	729
2005	Nat Jackson	153	622
2006	Sean Mizzer	209	1,022
2007	Howard Abegesah	223	1,121
2008	Tim Maypray	195	1,266
2009	Howard Abegesah	171	954
2010	Chaz Jones	133	502
2011	Chaz Jones	157	629
2012	Jabari Turner	110	375

Single-Season Leaders

Individual

Most Rushing Attempts

Floyd Allen	291	1980
Thomas Haskins	286	1996
Floyd Allen	265	1979

Most Yards Gained Rushing

Thomas Haskins	1,698	1996
Thomas Haskins	1,548	1995
Thomas Haskins	1,509	1994
Floyd Allen	1,276	1980
Tim Maypray	1,266	2008
Floyd Allen	1,249	1979
Sean Mizzer	1,244	2003

Most Rushing Touchdowns

Thomas Haskins	17	1995
Thomas Haskins	15	1996
Tim Maypray	12	2008
Floyd Allen	12	1981

Most 100 Yard Rushing Games

Thomas Haskins	8	1996
Floyd Allen	8	1980
Sean Mizzer	7	2003
Thomas Haskins	7	1995
Thomas Haskins	7	1994
Floyd Allen	7	1979
Ronnie Norman	7	1974

Most 200 Yard Rushing Games

Thomas Haskins	4	1996
----------------	---	------

Team

Most Rushing Attempts	703	1991
-----------------------	-----	------

Fewest Rushing Attempts	345	2001
-------------------------	-----	------

Most Net Rushing Yards	3,932	2008
------------------------	-------	------

Fewest Net Rushing Yards	691	1969
--------------------------	-----	------

Most Rushing Touchdowns	37	2008
-------------------------	----	------

Fewest Rushing Touchdowns	3	1988, 1999
---------------------------	---	------------

200-Yard Games

277	Thomas Haskins	The Citadel, 1996
266	Thomas Haskins	Chattanooga, 1996
251	Thomas Haskins	Richmond, 1994
250	Thomas Haskins	The Citadel, 1994
246	Floyd Allen	Furman, 1979
241	Thomas Haskins	Appalachian State, 1996
235	Tim Maypray	Presbyterian, 2008
227	Thomas Haskins	Chattanooga, 1996
225	Thomas Haskins	Appalachian State, 1994
224	Thomas Haskins	The Citadel, 1993
215	Tim Sowers	Davidson, 1968
210	Thomas Haskins	Richmond, 1996
209	Marcus Mines	West Virginia Tech, 1992
206	Sean Mizzer	Davidson, 2003
205	Tony Scales	Appalachian State, 1991
204	Tony Scales	Richmond, 1991
200	Thomas Haskins	Appalachian State, 1995



Sean Mizzer (2002-06) ranks second in VMI's record book with 3,733 career rushing yards and led the Keydets in rushing for three seasons.

Single-Game Leaders

Individual

Most Rushing Attempts

Tom Sowers	52	Davidson, 1968
Floyd Allen	44	Western Carolina, 1981
Thomas Haskins	39	Appalachian State, 1996
Floyd Allen	39	Furman, 1979
Floyd Allen	38	William & Mary, 1980
Thomas Haskins	38	Appalachian State, 1996

Three Players Each 100 Yards Rushing

H. Abegesah (157), K. Hughes (136), J. Robinson (100)	Robert Morris, 2007
T. Scales (167), M. Mines (113), S. Council (110)	East Tennessee State, 1991

Two Players Each 100 Yards Rushing

Howard Abegesah (112), Cam Jones (100)	Army, 2009
Tim Maypray (235), Howard Abegesah (151)	Presbyterian, 2008
Tim Maypray (116), Zach Collins (112)	Saint Francis, 2008
Sean Mizzer (206), T.J. Snelling (109)	Davidson, 2003
T.J. Snelling (135), Sean Mizzer (121)	Liberty, 2002
Thomas Haskins (227), Jason White (101)	Chattanooga, 1996
Tony Scales (204), Scott Council (191)	Richmond, 1991
Tony Scales (161), Marcus Mines (112)	Western Carolina, 1991
Floyd Allen (190), Butch Hostetter (101)	Appalachian State, 1979
Ronnie Norman (121), Kim Glidewell (157)	William and Mary, 1974
Ronnie Norman (173), Kim Glidewell (114)	Colgate, 1974

Team

Most Rushing Attempts	90	East Tennessee State, 1990
-----------------------	----	----------------------------


Fewest Rushing Attempts	18	Richmond, 2013
-------------------------	----	----------------

Most Net Rushing Yards	531	Richmond, 1991
------------------------	-----	----------------

Fewest Net Rushing Yards	-18	East Tennessee State, 2000
--------------------------	-----	----------------------------

Most Rushing Touchdowns	10	Central Florida, 1982
-------------------------	----	-----------------------

Records - Passing



Joey Gibson (1999-2002) is VMI's career leader in passing yards with 5,607, just four yards ahead of Dave Brown (1985-88).

Career Leaders

Most Passing Yards

Joey Gibson	5,607	1999-2002
Dave Brown	5,603	1985-88
Jonathan Wilson	5,096	2003-06
Eric Kordenbrock	4,523	2010-12
Al Comer	4,050	1982-85
Al Lester	3,717	1994-97

Most Completions

Joey Gibson	465	1999-2002
Eric Kordenbrock	430	2010-12
Jonathan Wilson	419	2003-06
Dave Brown	416	1985-88
Al Comer	337	1982-85

Most Attempts

Joey Gibson	908	1999-2002
Eric Kordenbrock	813	2010-12
Dave Brown	780	1985-88
Al Lester	746	1994-97
Jonathan Wilson	721	2003-06
Al Comer	694	1982-85

Highest Completion Percentage

Jonathan Wilson	58.1%	2003-06
Dave Brown	53.3%	1985-88
Eric Kordenbrock	52.9%	2010-12
Howard Dyer	52.1%	1958-60
Joey Gibson	51.2%	1999-2002

Pass Efficiency

Howard Dyer	139.74	1958-60
(149/286, 2453 yds., 22 TD, 14 int.)		
Dave Brown	117.18	1985-88
(416/780, 5603 yds., 28 TD, 44 int.)		
Hill Ellett	102.54	1964-66
(219/460, 2771 yds., 23 TD, 28 int.)		

Most Touchdown Passes

Joey Gibson	38	1999-2002
Dave Brown	28	1985-88
Jonathan Wilson	28	2003-06
Kyle Hughes	25	2006-09
Hill Ellett	23	1964-66

Most 200 Yard Passing Games

Joey Gibson	13	1999-2002
Jonathan Wilson	12	2003-06
Eric Kordenbrock	9	2009-12
Dave Brown	8	1985-88

Most Interceptions Thrown

Dave Brown	44	1985-88
Tom Schultze	43	1972-73
Al Comer	39	1982-85
Murphy Sprinkel	37	1968-70
Robby Clark	36	1975-78
Al Lester	36	1994-97

Single-Season Leaders

Individual

Highest Pass Efficiency

Howard Dyer	175.20	1959
(55/105, 1,072 yds, 13 TD, 2 int)		
Dave Brown	133.28	1986
(106/209, 1,995 yds, 10 TD, 14 int)		
Kirk Monteleone	123.64	2004
(76/120, 808 yds, 5 TD, 6 int)		
Howard Dyer	115.49	1960
(87/168, 1,222 yds, 8 TD, 11 int)		

Most Passes Attempted

Al Comer	348	1985
Joey Gibson	348	2002
Eric Kordenbrock	344	2012
Eric Kordenbrock	335	2011
Dave Brown	329	1988
Jonathan Wilson	296	2003
Jonathan Wilson	295	2005

Most Passes Completed

Eric Kordenbrock	193	2012
Al Comer	185	1985
Jonathan Wilson	184	2005
Joey Gibson	181	2002
Dave Brown	178	1988
Eric Kordenbrock	170	2011
Jonathan Wilson	168	2003

Most Yards Gained Passing

Al Comer	2,380	1985
Joey Gibson	2,328	2002
Jonathan Wilson	2,260	2003
Dave Brown	2,141	1988
Eric Kordenbrock	2,008	2012
Dave Brown	1,995	1986

Most TD Passes Thrown

Joey Gibson	17	2002
Dave Brown	13	1988
Howard Dyer	13	1959
Jonathan Wilson	12	2003
Hill Ellett	11	1966

Best Pass Completion %

Kirk Monteleone	63.3% (76-120)	2004
Jonathan Wilson	62.4% (184-295)	2005
Jonathan Wilson	56.8% (168-296)	2003
Eric Kordenbrock	56.1% (193-344)	2012
Dave Brown	55.3% (126-228)	1987
Kyle Hughes	54.9% (28-51)	2006
Dave Brown	54.1% (178-329)	1989
Al Comer	53.2% (185-348)	1985
Mark Lambert	53.2% (100-188)	1975
Howard Dyer	52.4% (55-105)	1959

Most 200 Yard Passing Games

Joey Gibson	7	2002
Jonathan Wilson	6	2003
Al Comer	5	1985
Eric Kordenbrock	5	2012
Jonathan Wilson	4	2005
Tom Schultze	4	1972
Dave Brown	4	1988
Eric Kordenbrock	4	2011

Team

Most Passes Attempted	426	2001
Fewest Passes Attempted	86	2008
Most Passes Completed	226	2001
Fewest Passes Completed	27	1955
Most Touchdown Passes	17	1959 & 2002
Fewest Touchdown Passes	0	1989
Most Yards Gained Passing	2,572	1985
Fewest Yards Gained Passing	438	1955

1,000 Yard-Club

	YEAR	CMP - ATT	YARDS
Al Comer	1985	185 - 348	2,380
Joey Gibson	2002	181 - 348	2,328
Jonathan Wilson	2003	168 - 296	2,260
Dave Brown	1988	178 - 329	2,141
Eric Kordenbrock	2012	193 - 344	2,008
Dave Brown	1986	106 - 209	1,995
Jonathan Wilson	2005	184 - 295	1,861
Eric Kordenbrock	2011	170 - 335	1,792
Tommy Schultze	1972	120 - 242	1,728
Joey Gibson	2001	144 - 276	1,572
Kelly Raber	1981	110 - 215	1,450
Joey Gibson	2000	120 - 236	1,439
Tommy Schultze	1973	116 - 242	1,400
Dave Brown	1987	126 - 228	1,368
Tony Scales	1992	69 - 153	1,312
Hill Ellett	1966	105 - 205	1,281
Kelly Raber	1982	115 - 231	1,256
Hill Ellett	1965	98 - 210	1,254
Howard Dyer	1960	87 - 168	1,222
Dan Fritz	1980	83 - 186	1,202
Mark Lambert	1975	100 - 188	1,176
Murphy Sprinkel	1968	81 - 222	1,163
Al Lester	1995	100 - 207	1,159
Al Lester	1994	96 - 224	1,107
Al Comer	1983	97 - 214	1,109
Kyle Hughes	2007	58 - 113	1,097
Howard Dyer	1959	55 - 105	1,072
Murphy Sprinkel	1969	95 - 287	1,004

Year-By-Year Leaders

YEAR	PLAYER	COMP - ATT	YARDS
1953	David Woolwine	32 - 78	440
1954	David Woolwine	35 - 105	530
1955	Bill Nebraska	14 - 49	216
1956	Duke Johnston	41 - 101	653
1957	Duke Johnston	37 - 90	520
1958	Bill Nebraska	26 - 67	497
1959	Howard Dyer	55 - 105	1,072
1960	Howard Dyer	87 - 168	1,222
1961	Bobby Mitchell	69 - 162	949
1962	Mark Mulrooney	24 - 68	263
1963	Butch Nunnally	53 - 124	744
1964	Charlie Snead	65 - 133	899
1965	Hill Ellett	92 - 210	1,254
1966	Hill Ellett	105 - 205	1,281
1967	Russ Quay	75 - 151	912
1968	Murphy Sprinkel	81 - 222	1,163
1969	Murphy Sprinkel	95 - 187	1,004
1970	Gary Shope	38 - 114	462
1971	Vern Beitzel	77 - 204	934
1972	Tommy Schultze	120 - 242	1,728
1973	Tommy Schultze	116 - 242	1,400
1974	Tony Farry	51 - 117	609
1975	Mark Lambert	100 - 188	1,176
1976	Robby Clark	40 - 96	516
1977	Robby Clark	54 - 105	867
1978	Robby Clark	70 - 173	872
1979	John Bangley	62 - 122	791
1980	Dan Fritz	83 - 186	1,202
1981	Kelly Raber	110 - 215	1,450
1982	Kelly Raber	115 - 231	1,256
1983	Al Comer	97 - 214	1,109
1984	Jim Daly	60 - 124	614
1985	Al Comer	185 - 348	2,380
1986	Dave Brown	106 - 209	1,995
1987	Dave Brown	126 - 228	1,386
1988	Dave Brown	178 - 329	2,141
1989	Tony Scales	16 - 43	337
1990	Tony Scales	39 - 93	751
1991	Tony Scales	30 - 82	613
1992	Tony Scales	69 - 153	1,312
1993	Spike Johnson	29 - 74	377
1994	Al Lester	96 - 224	1,107
1995	Al Lester	100 - 207	1,159
1996	Al Lester	77 - 146	765
1997	Al Lester	63 - 159	686
1998	Aaron Mitchell	53 - 102	916
1999	Joey Gibson	20 - 48	268
2000	Joey Gibson	120 - 236	1,439
2001	Joey Gibson	144 - 276	1,572
2002	Joey Gibson	181 - 348	2,328
2003	Jonathan Wilson	108 - 296	2,260
2004	Kirk Monteleone	76 - 120	808
2005	Jonathan Wilson	184 - 295	1,861
2006	Jonathan Wilson	45 - 92	759
2007	Kyle Hughes	58 - 113	1,097
2008	Kyle Hughes	21 - 52	478
2009	Kyle Hughes	47 - 99	697
2010	Cameron Jones	84 - 172	831
2011	Eric Kordenbrock	170 - 335	1,792
2012	Eric Kordenbrock	193 - 344	2,008

Single-Game Leaders**Individual****Highest Pass Efficiency (10-19 atts.)**

Tony Scales404.79William & Mary, 1990
(9/12, 314 yds., 4TDs, 0 int)

Highest Pass Efficiency (20-29 atts.)

Dave Brown230.40The Citadel, 1986
(8/20, 320 yds., 4TDs, 1 int)

Highest Pass Efficiency (30+ atts.)

Hill Ellett191.93Virginia, 1966
(22/32, 274 yds., 4TDs, 0 int)

Most Passes Completed

Eric Kordenbrock31Liberty, 2011
Kirk Monteleone27Liberty, 2004
Jonathan Wilson26Wofford, 2005
Joey Gibson26East Tennessee State, 2001
Dave Brown26Marshall, 1988
Joey Gibson25Samford, 2001
Eric Kordenbrock24Gardner-Webb, 2011
Jonathan Wilson24Gardner-Webb, 2005
Robbie Chenault24Furman, 1997
Joey Gibson24Wofford, 2001

Most Passes Attempted

Joey Gibson57East Tennessee State, 2001
Dave Brown55Marshall, 1988
Murphy Sprinkel49Boston College, 1968
Eric Kordenbrock47Liberty, 2011
Joey Gibson45Wofford, 2001
Robbie Chenault43Furman, 1997
Eric Kordenbrock43Delaware State, 2011
Kirk Monteleone41Liberty, 2004
Joey Gibson41Western Carolina, 2002

Highest Completion Percentage (At least 10 atts.)

Mark Lambert90.0% (9-10)Virginia, 1975

Highest Completion Percentage (11-19 atts.)

Jonathan Wilson83.3% (15-18)Davidson, 2005

Highest Completion Percentage (20-29 atts.)

Al Comer72.7% (16-22)East Tennessee State, 1983

Highest Completion Percentage (30+ atts.)

Eric Kordenbrock71.9% (23-32)Presbyterian, 2012

Most Yards Gained Passing

Dave Brown422Appalachian State, 1986
Dave Brown390East Tennessee State, 1986
Bobby Mitchell349Buffalo, 1961
Joey Gibson346The Citadel, 2000

Most Touchdown Passes Thrown

Bobby Mitchell5Buffalo, 1961
Jonathan Wilson4Gardner-Webb, 2005
Joey Gibson4The Citadel, 2000
Tony Scales4William & Mary, 1990
Dave Brown4The Citadel, 1986
Hill Ellett4Virginia, 1966

Most Interceptions Thrown

Tom Schultz6Navy, 1973
Murphy Sprinkel6Boston College, 1968

Team

Most Passes Attempted58Wofford, 2001
Fewest Passes Attempted2The Citadel, 1955 & 1999
Most Passes Completed31Liberty, 2011
Fewest Passes Completed0The Citadel, 1999
.....0Marshall, 1989
.....0Boston College, 1954
.....0The Citadel, 1953
Most Net Yards Passing422Appalachian State, 1986
Fewest Net Yards Passing-1Richmond, 2006
Most Touchdown Passes5Boston College, 1968
Most Passes Had Intercepted6Buffalo, 1961

Records - Receiving



Mark Stock (1985-88) still holds the school's single-game, single-season and career receiving yards records and had 17 career 100-yard receiving games.

Career Leaders

Most Receptions

Mark Stock	165	1985-88
Zohn Burden	162	2002-05
Ronnie Moore	153	1972-75
Gary Price	117	2002-05
James Wright	114	1984-87
Steve Panchan	111	1982-85
T.J. Snelling	105	2000-03
Pedro Garcia	98	1998-99,01-02

Most Receiving Yards

Mark Stock	3,091	1985-88
Ronnie Moore	2,297	1972-75
Zohn Burden	2,111	2002-05
Dan Lyle	1,794	1989-92
James Wright	1,507	1984-87
Teray Frost	1,477	1997-2000
Pedro Garcia	1,373	1998-99,01-02

Most Touchdown Receptions

Mark Stock	20	1985-88
Zohn Burden	13	2002-05
Teray Frost	13	1997-2000
Tim Maypray	13	2006-09
Ronnie Moore	12	1972-75

Most Consecutive Games With A Reception

Zohn Burden	34	2002-05
Gary Price	34	2002-05
Kevin Solomon	23	1999-2002
Mark Stock	22	1985-88
Ronnie Moore	22	1972-73
Johnny Garnett	18	1976-77

Most 100-Yard Receiving Games

Mark Stock	17	1985-88
Zohn Burden	5	2002-05
Ronnie Moore	4	1972-75
Dan Lyle	3	1989-92
Keith Washington	3	1983-86
Teray Frost	3	1997-00

Two Players Each 100 Yards Receiving

Frank Easterly (118), Jimmy Burg (112)	Davidson, 1967
James Wright (154), Mark Stock (109)	Marshall, 1985
Mark Stock (159), Keith Washington (122)	The Citadel, 1986

Single-Season Leaders

Most Receptions

Mark Stock	74	1988
Zohn Burden	58	2005
Zohn Burden	57	2004
Tom Radle	54	1982
Pedro Garcia	48	2001
Ronnie Moore	47	1975
Ronnie Moore	46	1973
Pedro Garcia	46	2002

Most TD Receptions

Mark Stock	9	1988
Carl Rhodes	9	1965
Dick Evans	9	1959
Mark Stock	8	1986

Most 100 Yard Receiving Games

Mark Stock	8	1988
Mark Stock	5	1986
Mark Stock	3	1985

500-Yard Club

YEAR	REC	YARDS
Mark Stock.....1988	74	1,161
Mark Stock.....1986	45	1,123
Pedro Garcia.....2002	46	803
Zohn Burden.....2005	58	742
Dick Evans.....1959	35	698
Ronnie Moore.....1973	46	676
Ronnie Moore.....1972	40	673
Ronnie Moore.....1975	47	662
Teray Frost.....1998	37	654
Dan Lyle.....1992	29	631
Teray Frost.....2000	41	621
Mark Stock.....1985	31	605
Jeff Hubbard.....1995	40	603
Zohn Burden.....2003	36	599
Tom Radle.....1982	54	598
Zohn Burden.....2004	57	595
James Wright.....1987	37	566
Pedro Garcia.....2001	48	540
Tracy Hairston.....2011	40	521
Dan Lyle.....1990	23	520
Carl Rhodes.....1965	32	518
Frank Easterly.....1968	36	508
Frank Easterly.....1967	43	506

Single-Game Leaders

Most Receptions

Jeff Hubbard	13	Furman, 1995
Zohn Burden	10	Ohio, 2004 & Liberty, 2004
John Puvogel	10	Samford, 2001
Teray Frost	10	Morehead State, 1998
Tom Radle	10	Virginia, 1982
Frank Easterly	10	Boston College, 1967

Most Receiving Yards

Mark Stock	263	East Tennessee State, 1986
Mark Stock	220	Appalachian State, 1986
Tim Maypray	209	Charleston Southern, 2007
Teray Frost	193	Morehead State, 1998
Jeff Hubbard	183	Furman, 1995
Mark Stock	159	The Citadel, 1986
Dan Lyle	154	William & Mary, 1990
James Wright	154	Marshall, 1985
Zohn Burden	153	Gardner-Webb, 2005

Year-By-Year Leaders

YEAR	PLAYER	REC	YARDS
1953	Charlie Boyd	12	127
1954	Tom Dooley	11	229
1955	Dale Vaughn	6	92
1956	Bobby Jordan	14	249
1957	Bobby Jordan	19	317
1958	Carl Kasko	12	220
1959	Dick Evans	35	698
1960	Stinson Jones	26	394
1961	Kenny Reeder	26	323
1962	Kenny Reeder	12	159
1963	Joe Bush	20	333
1964	Joe Bush	18	232
1965	Carl Rhodes	32	518
1966	Bill McGowan	23	235
1967	Frank Easterly	43	506
1968	Frank Easterly	36	508
1969	Colby Trammell	29	324
1970	Steve Conlan	26	291
1971	Don Reisch	18	183
1972	Ronnie Moore	40	673
1973	Ronnie Moore	46	676
1974	Allen Morgan	21	308
1975	Ronnie Moore	47	662
1976	Johnny Garnett	23	329
1977	Johnny Garnett	23	371
1978	Robert Savage	22	358
1979	Brian Quisenberry	23	265
1980	Brian Quisenberry	16	238
1981	Teddy Gottwald	25	385
1982	Tom Radle	54	598
1983	Steve Panchan	33	334
1984	Steve Panchan	38	475
1985	Mark Stock	31	605
1986	Mark Stock	45	1,123
1987	James Wright	37	566
1988	Mark Stock	74	1,161
1989	Mark Rumph	16	276
1990	Dan Lyle	23	520
1991	Dan Lyle	16	424
1992	Dan Lyle	29	631
1993	Marlon Anderson	21	287
1994	Timmy Williams	23	476
1995	Jeff Hubbard	40	603
1996	Ed Pearson	22	262
1997	Richard Holland	37	464
1998	Teray Frost	37	654
1999	Aaron Yarbough	11	153
2000	Teray Frost	41	621
2001	Pedro Garcia	48	540
2002	Pedro Garcia	46	803
2003	Zohn Burden	36	599
2004	Zohn Burden	57	595
2005	Zohn Burden	58	742
2006	Willie Bell	17	340
2007	Tim Maypray	31	615
2008	Zach Collins	6	231
2009	Mario Scott	14	237
2010	T.J. Talley	35	407
2011	Tracy Hairston	40	521
2012	James Rogers	32	320

Records - Total Offense



Tony Scales (1989-92) ranks as VMI's career total offense leader with 5,488 yards, just 11 ahead of Thomas Haskins.

Career Leaders

Most Total Yards Gained

Tony Scales	5,488	1989-92
Thomas Haskins	5,477	1993-96
Dave Brown	5,205	1985-88
Eric Kordenbrock	4,232	2010-12
Al Lester	4,212	1994-97

Most Total Plays

Dave Brown	1,072	1985-88
Al Lester	1,061	1994-97
Tony Scales	932	1989-92
Al Comer	919	1982-85
Thomas Haskins	911	1993-96
Eric Kordenbrock	876	2010-12

Single-Season Leaders

Individual

Most Total Plays

Al Comer	460	1985
Joey Gibson	455	2002
Dave Brown	416	1988

Most Total Yards Gained

Joey Gibson	2,597	2002
Al Comer	2,424	1985
Jonathan Wilson	2,276	2003
Dave Brown	1,971	1988

Team

Most Total Plays	869	2002
Most Total Yards	4,785	2008
Fewest Total Yards	1,813	1969

Single-Game Leaders

Individual

Most Yards Total Offense

Dave Brown	400	Appalachian State, 1986
Dave Brown	399	East Tennessee State, 1986
Al Comer	365	Marshall, 1985
Bobby Mitchell	344	Buffalo, 1961
Tony Scales	339	William & Mary, 1990

Most Total Offensive Plays

Dave Brown	64	Marshall, 1988
Joey Gibson	61	East Tennessee State, 2001
Murphy Sprinkel	59	Boston College, 1968
Al Comer	54	James Madison, 1985
Al Comer	53	William & Mary, 1985

Players With 100 Yards Rushing & Passing In A Game

Kyle Hughes (141 pass, 141 rush)	Richmond, 2009
Kyle Hughes (136 pass, 108 rush)	Robert Morris, 2007
Tony Scales (161 rush, 100 pass)	Western Carolina, 1991

Team

Most Total Plays	95	Gardner-Webb, 2007
.....	95	James Madison, 1990
.....	95	East Tennessee State, 1990
Fewest Total Plays	38	Liberty, 2010
Most Total Offense	664	West Virginia Tech, 1992
Least Total Offense	61	Villanova, 1962
Most Total First Downs	34	West Virginia Tech, 1990
Fewest Total First Downs	2	Villanova, 1962
Most First Downs (Rush)	26	West Virginia Tech, 1990
Fewest First Downs (Rush)	1	Villanova & Virginia, 1962
.....	UT-Chattanooga, 1985
Most First Downs (Pass)	16	Appalachian State, 1988
Fewest First Downs (Pass)	0	11 Times, (Last Time-Old Dominion, 2009)

1,000-Yard Club

PLAYER	YEAR	RUSH-YDS	COMP-ATT	YARDS	-----PASSES-----		TOTAL YARDS	PER GAME
					PLAYS	YARDS		
QB Joey Gibson	2002	107-269	181-348	2,328	455	2,597	216.4	
QB Al Comer	1985	112-44	185-348	2,380	460	2,424	220.4	
QB Jonathan Wilson	2003	71-16	168-296	2,260	367	2,276	189.7	
QB Dave Brown	1988	87-(-170)	178-329	2,141	416	1,971	183.7	
QB Dave Brown	1986	99-96	106-209	1,995	308	1,899	189.9	
QB Eric Kordenbrock	2012	36-(-118)	193-344	2008	380	1,890	171.8	
QB Tony Scales	1992	147-1,312	69-153	1,312	300	1,889	171.7	
QB Jonathan Wilson	2005	91-6	184-295	1,861	386	1,867	169.7	
TB Thomas Haskins	1996	292-1,698	2-6	60	292	1,758	159.8	
QB Tony Scales	1991	185-1,105	30-82	613	267	1,718	156.2	
QB Eric Kordenbrock	2011	22-(-134)	170-335	1,792	357	1,658	150.7	
QB Joey Gibson	2001	49-47	144-276	1,572	325	1,619	202.4	
TB Thomas Haskins	1995	248-1,548	0-2	0	250	1,548	140.7	
QB Tim Maypray	2008	195-1,406	9-19	255	214	1,521	138.3	
TB Thomas Haskins	1994	258-1,509	0-1	0	259	1,509	137.2	
QB Kelly Raber	1981	79-39	110-215	1,450	294	1,489	148.9	
QB Howard Dyer	1960	92-256	87-168	1,222	260	1,478	147.8	
QB Kelly Raber	1982	93-170	115-231	1,256	324	1,426	129.6	
QB Joey Gibson	2000	61-(-36)	120-236	1,439	297	1,403	175.4	
QB Tom Schultze	1972	89-(-360)	120-242	1,728	331	1,360	123.6	
QB Al Lester	1995	108-199	100-207	1,159	315	1,358	123.5	
QB Dave Brown	1987	96-(-73)	126-228	1,368	324	1,295	117.7	
QB Tony Scales	1990	134-544	39-93	751	227	1,295	117.7	
TB Floyd Allen	1980	291-1,276	0-0	0	291	1,276	116.0	
TB Floyd Allen	1979	265-1,249	0-0	0	265	1,249	113.5	
TB Andre Gibson	1977	256-1,218	2-5	25	261	1,243	113.0	
QB Tom Schultze	1973	65-(-158)	116-242	1,400	307	1,242	112.9	
QB Hill Ellett	1965	77-(-36)	98-210	1,254	287	1,218	121.8	
QB Hill Ellett	1966	60-(-84)	105-205	1,281	265	1,197	119.7	
QB Howard Dyer	1959	56-110	55-105	1,072	161	1,182	118.2	
QB Al Comer	1983	61-6	97-214	1,109	275	1,115	101.4	
QB Mark Lambert	1975	46-(-64)	100-188	1,176	234	1,112	101.1	
QB Russ Quay	1967	106-196	72-151	912	178	1,108	110.8	
TB Ronnie Norman	1974	205-1,045	0-0	0	205	1,045	96.4	
QB Al Lester	1994	51-(-77)	96-224	1,107	275	1,030	93.6	
TB Sean Mizzer	2006	209-1,022	0-0	0	209	1,022	92.9	
QB Dan Fritz	1980	68-(-188)	83-186	1,202	254	1,014	92.2	
QB Murphy Sprinkel	1968	93-(-157)	81-222	1,163	315	1,006	100.6	

Records - All-Purpose/Longest Plays



Tim Maypray broke the single-game all-purpose yards mark by totaling 346 yards against Charleston Southern in 2007.

Career Leaders

Most All-Purpose Yardage

Thomas Haskins	7,405	1993-96
Tim Maypray	6,129	2006-09
Sean Mizzer	5,736	2002-06
Ronnie Moore	4,652	1972-75
Mark Stock	4,366	1985-88
Floyd Allen	4,131	1978-81
James Wright	3,248	1984-87
Teray Frost	3,204	1999-2000

Most Attempts

Thomas Haskins	1,022	1993-96
Floyd Allen	911	1978-81
Sean Mizzer	869	2002-06
Kim Glidewell	646	1973-76

Single-Season Leaders

All Purpose Yards

Thomas Haskins	2,134	1995
Thomas Haskins	2,092	1996
Mark Stock	2,011	1988
Thomas Haskins	2,005	1994
Tim Maypray	1,976	2007
Sean Mizzer	1,509	2003
Sean Mizzer	1,480	2004
Floyd Allen	1,451	1979

Single-Game Leaders

All-Purpose Yards

Tim Maypray	346	Charleston Southern, 2007
Tim Maypray	332	Presbyterian, 2008
Thomas Haskins	328	Richmond, 1994
Thomas Haskins	326	The Citadel, 1994
Thomas Haskins	325	The Citadel, 1996
Thomas Haskins	309	UT-Chattanooga, 1995
Thomas Haskins	303	Liberty, 1995
Mark Stock	296	East Tennessee State, 1986
Thomas Haskins	292	The Citadel, 1993

Players With 100 Yards Rushing & Receiving In A Game

Sean Mizzer (106 rushing, 104 receiving)	Western Carolina, 2002
--	-------	------------------------

Longest Plays

Longest Run From Scrimmage

Granville Amos	98	William & Mary, 1964
Marcus Mines	85	West Virginia Tech, 1992
Andre Gibson	85	Furman, 1976
Michael Rainey-Wiles	83	Lock Haven, 2007
Johnny Mapp	83	Catawba, 1953
Mike Patterson	81	Virginia, 1964
Thomas Haskins	80	UT-Chattanooga, 1995
Pete Mazik	80	Virginia Tech, 1962

Longest Pass Play

Brown-Stock	93	Appalachian State, 1986
Hughes-Collins	90	Coastal Carolina, 2008
Hughes-Maypray	87	Charleston Southern, 2007
Brown-Stock	85	East Tennessee State, 1986
Johnston-Jordan	85	Lehigh, 1956
Clark-Garnett	84	Furman, 1977
Kordenbrock-Lewis	83	Gardner-Webb, 2011
Morgan-Lewis	81	Stony Brook, 2011
Kordenbrock-Turner	81	The Citadel, 2012
Kordenbrock-Scott	80	Stony Brook, 2010
Kordenbrock-Rogers	80	Gardner-Webb, 2012

Longest Interception Return

Andy Tucker	100	Richmond, 1961
Robert Mason	90	Lehigh, 2005
Vern Keefer	86	Davidson, 1958
Kerr Kump	80	Boston College, 1967
Justin Huggard	70	Charleston Southern, 2003
Mike Mayo	69	The Citadel, 1986

Longest Kickoff Return

Richard Holland	100	Furman, 2000
Tim Maypray	99	The Citadel, 2007

Pete Johnson	97	Villanova, 1958
Sam Woolwine	93	Richmond, 1956
John Traynham	90	Marshall, 1961
Ronnie Moore	89	Davidson, 1975

Longest Punt Return

Chris Witts	87	Davidson, 1989
Tim Maypray	86	Gardner-Webb, 2009
Kerr Kump	84	William & Mary, 1968
Robert Savage	70	Lehigh, 1978
Gary McNeal	70	William & Mary, 1976
Ronnie Moore	66	Davidson, 1974

Longest Field Goal

Matt Maxey	57	Georgia Southern, 2000
Barrett Way	53	Liberty, 2004
Matt Sharpe	53	Coastal Carolina, 2003
Lee Wimbish	52	Richmond, 1980
Barrett Way	51	Gardner-Webb, 2005
Mike Harris	51	Richmond, 1997
Craig Jones	50	William & Mary, 1977
Four Tied	49	

Longest Punt

Brent Barth	73	Appalachian State, 2000
Brent Barth	70	Appalachian State, 2001
Sam Horner	68	Villanova, 1958
Brent Barth	67	Duquesne, 2001
Butch Nunnally	67	Iowa State, 1963
Sam Horner	66	Virginia Tech, 1959

Records - Returns/Punting

Career Return Leaders

Most Kickoff Returns

Tim Maypray	98	2006-09
James Wright	82	1984-87
Ronnie Moore	76	1972-75
Thomas Haskins	73	1993-96
Titus Green	67	2001,03,05

Most Punt Returns

Ronnie Moore	65	1972-75
Mark Stock	63	1985-88
Gary McNeal	56	1975-78

Most Punt Return Yardage

Ronnie Moore	741	1972-75
Mark Stock	530	1985-88
Gary McNeal	518	1975-78

Most Interception Return Yards Gained

Kerr Kump	261	1966-68
Stinson Jones	205	1958-61
Mike Mayo	205	1984-87

Most Interception Return Touchdowns

Stinson Jones	2	1958-61
---------------	---	---------



Top - Ronnie Moore (1972-75) amassed the most punt return yards in school history.



Brent Barth (1999-02) averaged over 42 yards per punt in his career, the best-ever by a Keydet punter.

Career Punting Leaders

Most Punts

Jim Bailey	276	1969-71
Brent Barth	272	1999-2002
Adam Peters	221	2003-06
Brian Southard	216	1989-92

Most Yards

Brent Barth	11,438	1999-2002
Jim Bailey	10,127	1969-71

Adam Peters	8,700	2003-06
Brian Southard	7,823	1989-92

Highest Average (min. 60 punts)

Brent Barth	42.1	1999-2002 (272 punts for 11,438 yards)
Sam Horner	41.8	1956-59 (65 punts for 2,718 yards)

Single-Game Return Leaders

Most Kickoff Return Yards

Titus Green	207	Furman, 2001
-------------	-----	--------------

Most Punt Return Yards

Ronnie Moore	169	Davidson, 1974
--------------	-----	----------------

Most Yards Gained on Interception Returns

Andy Tucker	100	Richmond, 1961
-------------	-----	----------------

Single-Game Punting Leaders

Individual

Most Punts

Jim Bailey	13	West Virginia, 1969
------------	----	---------------------

Most Total Yards Punting

Jim Bailey	472	West Virginia, 1969
------------	-----	---------------------

Team

Most Punts	13	West Virginia, 1969
------------	----	---------------------

Most Total Yards Punting	472	West Virginia, 1969
--------------------------	-----	---------------------

Single-Season Return Leaders

Individual

Most Yardage, Kickoff Returns

Tim Maypray	972	2009
Tracy Hairston	965	2011
Tim Maypray	889	2007
Rajah Jenkins	763	2008
Kevin Solomon	750	2002
Titus Green	634	2001
Richard Holland	628	2000
Bryant McMillian	559	1991
Mario Scott	554	2010
Thomas Haskins	553	1995
Titus Green	539	2005

Most Yardage Punt Returns

Eddie Willis	349	1965
Kerr Kump	327	1968
Mark Stock	260	1988

Most Yardage, Interception Returns

Kerr Kump	160	1967
Stinson Jones	127	1961
Andy Tucker	122	1961
Kerr Kump	101	1968

Team

Most Yards, Interception Returns	334	1961
----------------------------------	-----	------

Single-Season Punting Leaders

Individual

Most Punts

Jim Bailey	101	1969
Jim Bailey	93	1970
Jim Bailey	82	1971

Best Punting Average

Brent Barth	47.4	2002
Sam Horner	42.6	1958
Bobby Jordan	42.4	1955

Records - Defense



John Willison (1973-76) makes one of his school-record 257 career solo tackles.

Career Leaders

Interceptions

Mike Mayo	15	1984-87
Stinson Jones	14	1958-61
Musa Sarki	12	2000-03
Steve Umberger	12	1980-82
Kerr Kump	12	1966-68
Frank Ladson	11	1982-83
Chris Clark	10	1984-87

Solo Tackles

John Willison	257	1973-76
Glen Jones	243	1974-77
Camillus Musselman	220	1990-93
Mike Rogers	207	1994-97
Melvin Rucker	203	1979-82
Walt Bellamy	188	1977-79
Wayne Purcell	188	1987-90
Robert Mason	183	2002-05
Mike Mayo	166	1984-87

Total Tackles

Mike Rogers	457	1994-97
John Willison	456	1973-76
Melvin Rucker	399	1979-82
Robert Mason	371	2002-05
Glen Jones	367	1974-77
Derik Screen	357	2000-03
Andre Curtis	354	1995-98
A.J. Gross	353	2007-11
Camillus Musselman	352	1990-93
Chris Walsh	349	1999-2002
Todd Baldwin	346	2002-05



Melvin Rucker (1979-82) made 158 tackles in 1981, a mark that still stands atop the single-season recordbook.

Single-Game Leaders

Solo Tackles (First Hits)

John Willison	16	William & Mary, 1976
Walt Bellamy	16	Virginia, 1979
Glen Ralston	15	Appalachian State, 1984
Bruce Kitchen	15	Virginia Tech, 1979
Frank Ladson	15	Richmond, 1983

Total Tackles

Glen Ralston	25	Western Carolina, 1984
Mike Mayo	24	Richmond, 1985
Glen Ralston	23	Appalachian State, 1984
Mike Rogers	22	William & Mary, 1996
Mike Rogers	21	ETSU, 1996
Matt Kluk	20	Georgia Southern, 1999
Anthony McIntosh	20	The Citadel, 1988

Most Interceptions

Christian Kelly	3	Charleston Southern, 2006
Gene Williams	3	The Citadel, 1973
John Landry	3	Virginia, 1972
Stinson Jones	3	Villanova, 1961

Most Fumbles Recovered

Mike Kemp	3	East Tennessee State, 1989
-----------	---	----------------------------

Single-Season Leaders

Solo Tackles

Camillus Musselman	91	1992
Cornell Lewis	89	1996
Andy Titone	88	1986
Melvin Rucker	88	1981
Dan Young	86	1987
Glen Ralston	86	1984
Anthony McIntosh	81	1988
John Willison	79	1976

Total Tackles

Melvin Rucker	158	1981
Mike Rogers	156	1996
Mike Rogers	151	1997
Derik Screen	144	2003
Glen Ralston	144	1984
Melvin Rucker	141	1980
Justin Huggard	136	2005
Camillus Musselman	130	1991
Anthony McIntosh	128	1988
Dan Young	128	1987

Interceptions

Mike Mayo	7	1985
Frank Ladson	7	1982
Steve Umberger	7	1982
Kerr Kump	7	1967

Fumbles Recovered

Mark Weiss	7	1970
------------	---	------

Single-Game Team Superlatives

Most Interceptions	6	Virginia Tech, 1959
Most Fumbles Recovered	6	East Tennessee State, 1994
	6	West Virginia, 1969
Fewest Yards Penalized	0	Richmond, 1973
	0	Boston College, 1968
	0	Army, 1956
Fewest First Downs Allowed	4	Virginia Tech '61, Furman '70
Most First Downs Allowed	36	William & Mary '91, '93
Fewest Rushing Yards Allowed	4	Saint Francis, 2008
Most Rushing Yards Allowed	558	Georgia Tech, 1975
Fewest Passing Yards Allowed	16	Richmond, 1957*
Most Passing Yards Allowed	642	Marshall, 1991
Most Total Offense Allowed	789	Marshall, 1991
Least Total Offense Allowed	42	Davidson, 1975
Most Total Offensive Plays Allowed	99	Gardner-Webb, 2005
Fewest Offensive Plays Allowed	41	Virginia Tech, 1961
	41	Florida State, 1954
Fewest Rushing Attempts Allowed	20	West Virginia Tech, 1990
	20	Davidson, 1973
Most Rushing Attempts Allowed	82	Georgia Tech, 1975
Fewest Passing Attempts Allowed	0	Virginia Tech, 1976
Most Passing Attempts Allowed	60	Davidson, 2006
Most Points Allowed	73	Liberty, 2007
Most Touchdowns Allowed	10	Liberty, 2007
	10	The Citadel, 2007
	10	Virginia Tech, 1966
	10	Cincinnati, 1953
Most Rushing Touchdowns allowed	8	Furman, 1999
Most Passing Touchdowns allowed	6	Marshall, 1991
Most Defensive Extra Points	2	Davidson, 1989

*- NCAA Record

Single-Season Team Superlatives

Most Points Allowed	468	1998
Fewest Points Allowed	93	1959
Most First Downs Allowed	268	2000
Fewest First Downs Allowed	126	1958 & 1963
Most Pass Completions Allowed	200	2008
Fewest Pass Completions Allowed	40	1975
Most Pass Attempts Allowed	338	2002
Fewest Pass Attempts Allowed	106	1954
Most Interceptions	28	1959
Most TDs Via Interceptions	4	1961
Fewest Interceptions	4	1964, 1997 and 2011
Most Rushing Yards Allowed	3,231	1998
Fewest Rushing Yards Allowed	1,313	1954
Most Rushing Attempts Allowed	643	1974
Fewest Rushing Attempts Allowed	288	1954
Most Passing Yards Allowed	2,824	1991
Fewest Passing Yards Allowed	562	1975
Most Total Offense Allowed	5,390	2000
Least Total Offense Allowed	2,204	1954
Most Offensive Plays Allowed	871	1970
Fewest Offensive Plays Allowed	394	1954

Year-By-Year Leaders

Solo Tackles (First Hits)

2012	James Fruehan	54
2011	A.J. Gross	37
2010	A.J. Gross	40
2009	Byron Allen	45
2008	Bryant Youngblood	38
2007	Marcus Brown	39
	& Bryant Youngblood	39
2006	Patrick McKinney	37
2005	Justin Huggard	50
2004	Robert Mason	66
2003	Derek Screen	60
2002	Robert Mason	44
2001	Derek Screen	61
2000	Chris Walsh	64
1999	Deffy Mubangu	58
1998	Quesuan Wigfall	60
1997	Mike Rogers	67
1996	Cornell Lewis	89
1995	Kelly Cook	62
1994	Terry Tucker	60
1993	Kevin Reardon	71
1992	Camillus Musselman	91
1991	Camillus Musselman	66
1990	Wayne Purcell	64
1989	Wayne Purcell	68
1988	Anthony McIntosh	81
1987	Dan Young	86
1986	Andy Titone	88
1985	Ambrose Phillips	50
1984	Glen Ralston	86
1983	Frank Ladson	77
1982	Jim Rice	50
1981	Melvin Rucker	88
1980	Melvin Rucker	70
1979	Walt Bellamy	77
1978	Walt Bellamy	69
1977	Ned Stepanovich	55
1976	John Willison	79
1975	Glen Jones	76
1974	John Willison	77
	& Phil Upton	77

Total Tackles

(Solo and Assists)

2012	James Fruehan	87
2011	A.J. Gross	90
2010	A.J. Gross	110
2009	Byron Allen	93
2008	A.J. Gross	67
2007	Patrick McKinney	78
2006	Patrick McKinney	82
2005	Justin Huggard	136
2004	Robert Mason	120
2003	Derek Screen	144
2002	Robert Mason	80
2001	Derek Screen	106
2000	Chris Walsh	113
1999	Deffy Mubangu	98
1998	Andre Curtis	106
1997	Mike Rogers	151
1996	Mike Rogers	156
1995	Kelly Cook	121
1994	Terry Tucker	93
1993	Kevin Reardon	119
1992	Camillus Musselman	127
1991	Camillus Musselman	130
1990	Wayne Purcell	94
1989	Wayne Purcell	102
1988	Anthony McIntosh	128
1987	Dan Young	128
1986	Andy Titone	118
1985	Mike Mayo	89
1984	Glen Ralston	144
1983	Frank Ladson	106
1982	Jim Rice	92
1981	Melvin Rucker	158
1980	Melvin Rucker	141
1979	Walt Bellamy	124
1978	Walt Bellamy	122
1977	Ned Stepanovich	90
1976	John Willison	110
1975	Glen Jones	114
1974	John Willison	126

Fumbles Recovered

2012	Logan Staib/Chris Harper	2
2011	Byron Allen/James Fruehan	2
2010	7 Players with	1
2009	Eric Church	3
2008	Bryant Youngblood	2
2007	Josh Wine	3
2006	Keith Taylor	2
2005	Todd Baldwin/Travis Ludden	2
2004	4 Players with	2
2003	Justin Huggard/Mike Maleski	2
2002	10 Players with	1
2001	Derek Screen	2
2000	Quesuan Wigfall	4
1999	Richard Holland	3
1998	David Budlong/Darius Parker	2
1997	Mike Rogers/Quesuan Wigfall	2
1996	Matt Coley	2
1995	Kelly Cook/Tom Curran	2
1994	Damon Pinero	3
1993	Drew Dunnington	4
1992	Eugene Pribila/Mike Morgan	2
1991	Six Players With	1
1990	Todd Washington	3
1989	Mike Kemp	3
1988	Anthony McIntosh	3
1987	Todd Freiwald	2
1986	Andy Titone	3
1985	Three Players With	3
1984	Jimmy Walker	3
1983	Three Players With	2
1982	Blake Hippenstiel	4
1981	Jim Rice	4
1980	Barry Smith	2
1979	Tim Cox	3
1978	Walt Bellamy	2
1977	Glen Jones/Dale Ogg	3
1976	Four Players With	3
1975	Eric Radford	3
1974	Terry White	4

Passes Intercepted

2012	Mike Smith	3
2011	Four Players with	1
2010	G. Walker & T. Watkins	2
2009	Four Players with	1
2008	B. Allen & J. Rochester	2
2007	K. Taylor & B. Youngblood	1
2006	C. Kelly & J. Walton	3
2005	Four Players with	2
2004	J. Huggard & J. Walton	2
2003	Musa Sarki	5
2002	Musa Sarki	6
2001	DeAngello Plather	3
2000	Richard Holland	3
1999	R. Holland & D. Mubangu	2
1998	John Herrin	3
1997	Four players with	1
1996	Demond Ferebee	5
1995	K. Cook & T. Williams	2
1994	Torre Costin	3
1993	Kevin Reardon	3
1992	M. Morgan & T. Tucker	2
1991	Dewayne Arkadie	5
1990	Boo Lassiter	5
1989	Five Players with	1
1988	Three Players with	2
1987	Mike Mayo	5
1986	Mike Mayo	3
1985	Mike Mayo	7
1984	Scott Vaughn	3
1983	Frank Ladson	4
1982	F. Ladson & S. Umberger	7
1981	L. Dunnville & S. Umberger	4
1980	Les Dunnville	3
1979	Tim Cox	3
1978	Four Players with	2
1977	Tim Cox & Gary McNeal	3
1976	Bobby McQueen	4
1975	Bobby McQueen	5

The Keydets Year-By-Year

Year	Coach	Overall	Home	Away	Neutral	Points Scored	Points Against
1891	Walter Taylor	3-0-1	2-0-0	1-0-1	0-0	52	12
1892	No Coach	4-0-1	4-0-1	0-0	0-0	128	18
1893	No Coach	3-1-0	3-1-0	0-0	0-0	72	26
1894	No Coach	6-0-0	5-0-0	0-0	1-0-0	138	6
1895	G.W. Bryant	5-1-0	3-0-0	1-0-0	1-1-0	164	12
1896	G.W. Bryant	3-4-0	3-1-0	0-1-0	0-2-0	68	98
1897	R.N. Groner	3-2-0	2-0-0	1-1-0	0-1-0	76	6
1898	S.A. Boyle	4-2-0	3-0-0	1-1-0	0-1-0	110	41
1899	S.A. Boyle	1-0-0	1-0-0	0-0	0-0	39	0
1900	Sam Walker	4-1-2	2-0-2	1-0-0	1-1-0	86	16
1901	Sam Walker	4-3-0	3-0-0	1-1-0	0-2-0	199	61
1902	Sam Walker	3-3-1	3-0-1	0-1-0	0-2-0	99	90
1903	W.W. Roper	2-1-0	2-0-0	0-0	0-1-0	36	28
1904	W.W. Roper	3-5-0	3-2-0	0-2-0	0-1-0	70	70
1905	I.B. Johnson	2-5-1	2-2-1	0-1-0	0-2-0	40	103
1906	I.B. Johnson	4-4-0	4-2-0	0-2-0	0-0	68	49
1907	C.S. Roller, Jr.	5-3-0	5-0-0	0-1-0	0-2-0	282	50
1908	C.S. Roller, Jr.	3-2-0	3-1-0	0-0	0-1-0	120	20
1909	W.C. Gloth	4-3-0	3-1-0	0-1-0	1-1-0	59	51
1910	W.C. Gloth	3-3-1	3-0-1	0-3-0	0-0	69	48
1911	Alpha Brummage	7-1-0	5-0-0	0-1-0	2-0-0	203	27
1912	Alpha Brummage	7-1-0	4-1-0	3-0-0	0-0	163	36
1913	Henry G. Poague	7-1-2	6-0-1	0-1-0	1-0-1	197	54
1914	Frank H. Gorton	4-4-0	4-0-0	0-1-0	0-3-0	110	95
1915	Frank H. Gorton	6-2-1	5-0-0	0-1-0	1-1-1	103	102
1916	Frank H. Gorton	4-5-0	3-2-0	0-2-0	1-1-0	233	119
1917	Earl C. Abell	4-4-1	4-0-1	0-1-0	0-3-0	162	111
1918	Abell & Mose Goodman	1-3-0	1-0-0	0-2-0	0-1-0	25	60
1919	Red Fleming	6-2-0	2-0-0	1-1-0	3-1-0	121	45
1920	Blandy Clarkson	9-0-0	3-0-0	3-0-0	3-0-0	431	20
1921	Blandy Clarkson	3-5-1	3-1-0	0-2-1	0-2-0	107	102
1922	Blandy Clarkson	7-2-0	3-0-0	3-0-0	1-2-0	291	23
1923	Blandy Clarkson	9-1-0	5-0-0	2-1-0	2-0-0	224	23
1924	Blandy Clarkson	6-3-1	4-0-0	1-3-0	1-0-1	152	29
1925	Blandy Clarkson	6-4-0	4-0-0	0-2-0	2-2-0	169	108
1926	Blandy Clarkson	5-5-0	2-2-0	0-2-0	3-1-0	80	98
1927	W.C. Raftery	6-4-0	4-0-0	1-2-0	1-2-0	144	64
1928	W.C. Raftery	5-3-2	4-1-1	0-1-0	1-1-1	95	75
1929	W.C. Raftery	8-2-0	3-1-0	2-1-0	3-0-0	155	61
1930	W.C. Raftery	3-6-0	3-2-0	0-2-0	0-2-0	30	122
1931	W.C. Raftery	3-6-1	1-2-1	1-2-0	1-2-0	82	123
1932	W.C. Raftery	2-8-0	2-3-0	0-2-0	0-3-0	44	166
1933	W.C. Raftery	2-7-1	1-1-0	1-4-0	0-2-1	44	170
1934	W.C. Raftery	1-8-0	0-2-0	0-5-0	1-1-0	51	190
1935	W.C. Raftery	2-7-1	0-4-0	1-2-1	1-1-0	63	157
1936	W.C. Raftery	6-4-0	3-0-0	3-3-0	0-1-0	122	140
1937	Allison T. Hubert	5-5-0	2-3-0	2-1-0	1-1-0	134	94
1938	Allison T. Hubert	6-1-4	3-0-1	3-1-1	0-0-2	159	86
1939	Allison T. Hubert	6-3-1	2-1-0	1-2-1	3-0-0	125	100
1940	Allison T. Hubert	7-2-1	3-0-1	2-2-0	2-0-0	127	62
1941	Allison T. Hubert	4-6-0	0-1-0	2-4-0	2-1-0	134	173
1942	Allison T. Hubert	3-5-1	1-0-0	2-2-0	0-3-1	111	130
1943	Allison T. Hubert	2-6-0	1-1-0	0-3-0	1-2-0	46	183
1944	Allison T. Hubert	1-8-0	0-2-0	1-2-0	0-4-0	65	231
1945	Allison T. Hubert	5-4-0	3-1-0	1-2-0	1-1-0	155	138
1946	Allison T. Hubert	4-5-1	3-0-0	1-3-1	0-2-0	122	188
1947	A.W. Morton	3-5-1	2-1-0	0-4-1	1-0-0	120	152
1948	A.W. Morton	6-3-0	3-0-0	2-2-0	1-1-0	183	116
1949	Thomas N. Nugent	3-5-1	1-1-0	0-3-0	2-1-1	157	207
1950	Thomas N. Nugent	6-4-0	1-1-0	3-3-0	2-0-0	189	166
1951	Thomas N. Nugent	7-3-0	2-0-0	4-3-0	1-0-0	227	162
1952	Thomas N. Nugent	3-6-1	2-0-0	1-2-1	0-4-0	165	279
1953	John McKenna	5-5-0	1-1-0	2-4-0	2-0-0	174	196
1954	John McKenna	4-6-0	1-1-0	2-2-0	1-3-0	132	223
1955	John McKenna	1-9-0	0-2-0	1-4-0	0-3-0	85	259
1956	John McKenna	3-6-1	0-1-0	2-4-1	1-1-0	167	220
1957	John McKenna	9-0-1	2-0-0	5-0-1	2-0-0	201	101
1958	John McKenna	6-2-2	2-0-0	3-1-0	1-1-2	214	99
1959	John McKenna	8-1-1	2-0-0	3-1-0	3-0-1	243	93
1960	John McKenna	7-2-1	2-0-0	5-1-1	0-1-0	218	135

2013 VMI Football Fact Book

Year	Coach	Overall	Home	Away	Neutral	Points Scored	Points Against
1961	John McKenna	6-4-0	0-1-0	5-2-0	1-1-0	134	105
1962	John McKenna	6-4-0	2-0-0	2-4-0	2-0-0	119	119
1963	John McKenna	3-5-2	2-0-0	1-2-2	0-3-0	140	134
1964	John McKenna	1-9-0	1-1-0	0-6-0	0-2-0	123	200
1965	John McKenna	3-7-0	2-0-0	1-6-0	0-1-0	121	200
1966	Vito Ragazzo	2-8-0	0-2-0	2-4-0	0-2-0	129	305
1967	Vito Ragazzo	6-4-0	2-1-0	2-2-0	2-1-0	205	195
1968	Vito Ragazzo	1-9-0	0-2-0	1-5-0	0-2-0	90	290
1969	Vito Ragazzo	0-10-0	0-2-0	0-6-0	0-2-0	78	409
1970	Vito Ragazzo	1-10-0	1-2-0	0-7-0	0-1-0	120	451
1971	Bob Thalman	1-10-0	1-2-0	0-7-0	0-1-0	78	257
1972	Bob Thalman	2-9-0	1-3-0	1-6-0	0-0-0	150	299
1973	Bob Thalman	3-8-0	2-1-0	1-7-0	0-0-0	118	316
1974	Bob Thalman	7-4-0	4-0-0	2-4-0	1-0-0	212	175
1975	Bob Thalman	3-8-0	1-3-0	2-4-0	0-1-0	162	187
1976	Bob Thalman	5-5-0	2-2-0	2-2-0	1-1-0	138	206
1977	Bob Thalman	7-4-0	5-0-0	2-4-0	0-0-0	223	155
1978	Bob Thalman	3-8-0	1-4-0	1-4-0	1-0-0	114	227
1979	Bob Thalman	6-4-1	4-1-1	2-3-0	0-0-0	158	210
1980	Bob Thalman	3-7-1	1-2-1	2-4-0	0-1-0	142	242
1981	Bob Thalman	6-3-1	2-2-0	3-1-1	1-0-0	165	156
1982	Bob Thalman	5-6-0	3-1-0	1-4-0	1-1-0	221	180
1983	Bob Thalman	2-9-0	2-4-0	0-5-0	0-0-0	100	339
1984	Bob Thalman	1-9-0	1-3-0	0-5-0	0-1-0	121	320
1985	Eddie Williamson	3-7-1	3-1-1	0-6-0	0-0-0	189	333
1986	Eddie Williamson	1-10-0	0-4-0	1-6-0	0-0-0	138	370
1987	Eddie Williamson	4-7-0	3-2-0	1-4-0	0-1-0	118	235
1988	Eddie Williamson	2-9-0	2-3-0	0-5-0	0-1-0	152	298
1989	Jim Shuck	2-8-1	2-3-0	0-5-1	0-0-0	151	307
1990	Jim Shuck	4-7-0	3-2-0	1-4-0	0-1-0	251	346
1991	Jim Shuck	4-7-0	3-2-0	1-4-0	0-1-0	243	373
1992	Jim Shuck	3-8-0	3-2-0	0-5-0	0-1-0	245	315
1993	Jim Shuck	1-10-0	1-3-0	0-6-0	0-1-0	139	396
1994	Bill Stewart	1-10-0	0-5-0	1-4-0	0-1-0	153	437
1995	Bill Stewart	4-7-0	3-2-0	1-4-0	0-1-0	269	350
1996	Bill Stewart	3-8-0	2-3-0	1-5-0	0-0-0	189	296
1997	Ted Cain	0-11-0	0-5-0	0-6-0	0-0-0	93	384
1998	Ted Cain	1-9-0	1-4-0	0-5-0	0-0-0	137	432
1998	Donny White*	0-1-0	0-1-0	0-0-0	0-0-0	10	36
1999	Cal McCombs	1-10-0	1-5-0	0-5-0	0-0-0	77	400
2000	Cal McCombs	2-9-0	2-4-0	0-5-0	0-0-0	227	434
2001	Cal McCombs	1-10-0	1-5-0	0-5-0	0-0-0	164	446
2002	Cal McCombs	6-6-0	3-2-0	2-4-0	1-0-0	314	415
2003	Cal McCombs	6-6-0	4-2-0	2-3-0	0-1-0	359	257
2004	Cal McCombs	0-11-0	0-5-0	0-6-0	0-0-0	137	327
2005	Cal McCombs	3-8-0	2-4-0	1-4-0	0-0-0	230	319
2006	Jim Reid	1-10-0	1-3-0	0-7-0	0-0-0	199	433
2007	Jim Reid	2-9-0	1-5-0	1-4-0	0-0-0	267	461
2008	Sparky Woods	4-7-0	4-2-0	0-5-0	0-0-0	378	369
2009	Sparky Woods	2-9-0	1-4-0	1-5-0	0-0-0	225	338
2010	Sparky Woods	3-8-0	2-2-0	1-7-0	0-0-0	174	311
2011	Sparky Woods	2-9-0	2-3-0	0-6-0	0-0-0	187	351
2012	Sparky Woods	2-9-0	2-4-0	0-5-0	0-0-0	133	388
All-Time Totals		463-647-42	269-181-15	124-353-15	70-109-12	18,045	22,388

COACHING RECORDS


Name	Seasons	Years	Overall	Pct.	Home	Away	Neutral	Name	Seasons	Years	Overall	Pct.	Home	Away	Neutral
Walter Taylor	1	1891	3-0-1	.875	2-0	1-0-1	0-0	Allison T. Hubert	10	1937-46	43-45-8	.490	18-9-2	15-22-3	10-14-3
G.W. Bryant	2	1895-96	8-5	.615	6-1	1-1	1-3	A.W. Morton	2	1947-48	9-8-1	.528	5-1	2-6-1	2-1
R.N. Groner	1	1897	3-2	.600	2-0	1-1	0-1	Thomas N. Nugent	4	1949-52	19-18-2	.513	6-2	8-11-1	5-5-1
S.A. Boyle	2	1898-99	5-2	.714	4-0	1-1	0-1	John McKenna	13	1953-65	62-60-8	.508	17-7	32-37-5	13-16-3
Sam Walker	3	1900-02	11-7-3	.595	8-0-3	2-2	1-5	Vito Ragazzo	5	1966-70	10-41	.196	3-9	5-24	2-8
W.W. Roper	2	1903-04	5-6	.455	5-2	0-2	0-2	Bob Thalman	14	1971-84	54-94-3	.368	30-27-2	19-61-1	5-6
I.B. Johnson	2	1905-06	6-9-1	.406	6-4-1	0-3	0-2	Eddie Williamson	4	1985-88	10-33-1	.239	5-10-1	2-21	0-2
C.S. Roller, Jr.	2	1907-08	8-5	.615	8-1	0-1	0-3	Jim Shuck	5	1989-93	14-40-1	.264	12-12	2-24-1	0-4
W.C. Gloth	2	1909-10	7-6-1	.536	6-1-1	0-4	1-1	Bill Stewart	3	1994-96	8-25	.242	5-10	3-13	0-2
Alpha Brummage	2	1911-12	14-2	.875	9-1	3-1	2-0	Ted Cain	2	1997-98	1-20	.048	1-9	0-11	0-0
Henry G. Poague	1	1913	7-1-2	.800	6-0-1	0-1	1-0-1	Cal McCombs	7	1999-05	19-60	.241	13-27	5-32	1-1
Frank H. Gorton	3	1914-16	14-11-1	.558	12-2	0-4	2-5-1	Jim Reid	2	2006-07	3-19	.136	2-8	0-12	0-0
Earl C. Abell	1	1917	4-4-1	.500	4-0-1	0-1	0-3	Sparky Woods	5	2008-12	13-42	.236	11-15	2-28	0-0
Abell & M. Goodman	1	1918	1-3	.250	1-0	0-2	0-1	*Athletic Director Donny White coached the final game of the 1998 season vs.The Citadel (L, 36-10), on an interim basis.							
Red Fleming	1	1919	6-2	.750	2-0	1-1	3-1								
Blandy Clarkson	7	1920-26	45-20-2	.687	24-4	9-10-1	12-6-1								
W.C. Raftery	10	1927-36	38-55-5	.413	21-16-2	9-24-1	8-15-2								

Alumni Memorial Field Records

Best Home Season:5-0, 1977
Most Points Scored by a Team:70, The Citadel vs. VMI, Nov. 17, 2007
Biggest Combined Score:107, VMI 52 vs. Gardner-Webb 55, 3 OT, Oct. 22, 2005
Lowest Combined Score:3, VMI vs. Richmond (0-3), Sept. 30, 1967
Longest Run From Scrimmage:98, Granville Amos (VMI), vs. William & Mary, Sept. 19, 1964
Longest Pass Completion:94, Mike Pusey - Gerald Harp (Western Carolina), Oct. 28, 1978
Longest Interception Return:90, Robert Mason (VMI) vs. Lehigh, Sept. 24, 2005
Longest Kickoff Return:100 yds., Reggie Evans (Richmond), Sept. 15, 1979
Richard Holland (VMI) vs. Furman, Sept. 23, 2000
Longest Punt Return:89, Ricardo Clark (Marshall) Oct. 27, 1990
Longest Punt:77, Joe Agee (William & Mary), Nov. 8, 1985
Most Field Goals:5, Craig Jones (VMI), vs. William & Mary, Sept. 10, 1977
Longest Field Goal:53, Barrett Way (VMI), vs. Liberty, Nov. 6, 2004
Most Individual Yards Rushing:277, Thomas Haskins (VMI) vs. The Citadel, Nov. 16, 1996
Most Individual Yards Passing:422, Dave Brown (VMI), vs. Appalachian State, Nov. 15, 1986
Most Individual Yards Receiving:240, David Conklin (William & Mary), Sept. 13, 1997
Most Individual Yards, Total Offense:426, Ryan Alexander (Davidson), Sept. 2, 2006
Most Individual Receptions:11, Kwento Ikwuezunma (Chattanooga), Oct. 13, 2001
Aryvea Holmes (Samford), Nov. 17, 2001
James Perry (Gardner-Webb), Oct. 3, 2009
Stephan Towns (Stony Brook), Oct. 17, 2009
Most Passes Intercepted (Individual):3, Marcus Johnson (The Citadel), Nov. 14, 1998
Jim King (The Citadel), Oct. 22, 1970
Kenny Booker (UT-Chattanooga), Oct. 20, 1984
Most Team Yards Rushing:539, Georgia Southern vs. VMI, Oct. 2, 1999
Fewest Team Yards Rushing:-4, Saint Francis, Sept. 6, 2008
Most Team Yards Passing:498, William and Mary vs. VMI, Sept. 13, 1997
Fewest Team Yards Passing:0, VMI vs. Richmond, Oct. 4, 2008
Most Team Total Offense:688, UT-Chattanooga, Oct. 11, 1980
Most Combined Total Offense:1138, VMI (648) vs. Presbyterian (490), Nov. 22, 2008
Most First Downs:36, William & Mary, Oct. 12, 1991
Most Yards Penalized:217, Richmond, Oct. 29, 1983
Most Passes Intercepted (Team):6, Navy, Sept. 15, 1973
Most Fumbles Lost:5, Appalachian State, Sept. 18, 1976 & Furman, Sept. 14, 1974
Largest Crowd:10,000, VMI vs. Navy, Sept. 15, 1973
Smallest Crowd:2,400, VMI vs. Davidson, Oct. 31, 1970



Dave Brown threw for 422 yards against Appalachian State on November 15, 1986.



Craig Jones kicked an Alumni Memorial Field record five field goals against William & Mary in 1977.

Honors & Awards

Henry Fairfax Ayers '06 Medal

(Given to the Most Valuable Player)

1971 - George Ramsey, III
 1972 - Mac Bowman
 1973 - Eugene Williams
 1974 - Andy Dearman, III
 1975 - Ronnie Moore
 1976 - Kim Glidewell & John Willison, Jr.
 1977 - Glen Jones
 1978 - Robby Clark & Dale Ogg
 1979 - Walt Bellamy & Jeff Morgan
 1980 - Butch Hostetter
 1981 - Floyd Allen
 1982 - Melvin Rucker
 1983 - Anthony Agostinelli
 1984 - Mike Wooten
 1985 - Al Comer
 1986 - Keith Washington
 1987 - Dan Young
 1988 - Mark Stock
 1989 - Charles Plageman
 1990 - Wayne Purcell
 1991 - Dwayne Ross
 1992 - Kelly Holbert
 1993 - Kevin Reardon
 1998 - Andre Curtis
 1999 - Stillman Clark
 2000 - Richard Holland
 2001 - Chris Walsh
 2002 - Joey Gibson
 2003 - Derik Screen
 2004 - Robert Mason
 2005 - Robert Mason
 2006 - Sean Mizzer
 2007 - Tim Maypray
 2008 - Tim Maypray

Harry G. Lee '47

12th Man Award

1989 - Frank Wilder
 1990 - Alvin Schmidt
 1991 - Matt Ankrum
 1992 - Brian Gliiba

J. Smith Ferebee '27 Coaches' Award

1989 - Mark Cager
 1990 - Turner Mebane
 1991 - Mike Perfetti
 1992 - Brian Jordan
 2005 - Travis Ludden
 2006 - Jonathan Wilson

Academic All-American

1976 - Bob Bookmiller (2nd Team)
 1978 - *Bob Bookmiller (2nd Team)
 - Craig Jones (1st Team)
 1979 - *Craig Jones (1st Team)
 1983 - David Twillie (2nd Team)
 1984 - David Twillie (1st Team)
 1986 - Dan Young (1st Team)
 1987 - Dan Young (2nd Team)
 1988 - Anthony McIntosh (1st Team)
 *Recipient NCAA Postgraduate scholarship

Dr. Martin D. Delaney, Jr. '28 Award

(Originally begun as the Award of Honor, it is now given to the Most Improved Football Player.)

1958 - John Engels
 1959 - Marty Caples
 1960 - Not Awarded
 1961 - Dewitt Worrell
 1962 - Not Awarded
 1963 - Not Awarded
 1964 - Richard Phillips
 1965 - Unknown
 1966 - James B. Clarke
 1967-70 - Not Awarded
 1971 - Tom Napier and Walt Chalkley
 1972 - Blake Thomas
 1973 - Cliff Biram
 1974 - Ron Bongiovanni
 1975 - Ray Brooks
 1976 - Ralph George
 1977 - Jim Reynolds
 1978 - Allan Soltis
 1979 - Rick Gilbert
 1980 - Jeff White
 1981 - Ozzie Belcher
 1982 - Dan Martin
 1983 - Frank Ladson
 1984 - Neil Lowenstein
 1985 - Kevin Washington
 1986 - Erich Diehl
 1987 - Phil Riggleman
 1988 - John Adamecz
 1989 - Tony Douglas
 1990 - Chris Witts
 1991 - Andy Andrews
 1992 - Robert Gay
 1993 - Robert Gay
 1998 - Darius Parker
 1999 - Matt Kluk
 2000 - Bryan Rodriguez
 2001 - Michael Kirk
 2002 - Musa Sarki
 2003 - Jonathan Wilson
 2004 - Kirk Monteleone
 2005 - Mike Maleski
 2006 - Jeff Marcey
 2007 - George Handler
 2008 - Zach Collins

National Football

Foundation

Scholar-Athletes

1978 - Bob Bookmiller
 1979 - Craig Jones
 1982 - Teddy Gottwald
 1984 - David Twillie
 1987 - Dan Young
 1988 - Anthony McIntosh
 1989 - Charles Plageman

Keydets in the NFL

Sam Horner - Washington Redskins (1960-61), New York Giants (1962-63)
Pete Johnson - Chicago Bears (1959)
Joe Muha - Philadelphia Eagles (1946-50)
Bosh Pritchard - Philadelphia Eagles (1942, 1946-51), New York Giants (1951)
Vince Ragunas - Pittsburgh Steelers (1949)
Ray Reutt - Pittsburgh-Philadelphia Steagles (1943)
Mark Stock - Pittsburgh Steelers (1989), Washington Redskins (1993 & 1994) & Indianapolis Colts (1996)
Bobby Thomason - Los Angeles Rams (1949), Green Bay Packers (1951), Philadelphia Eagles (1952-57)
Mike Wooten - Washington Redskins (1987)

Keydets in the CFL

Thomas Haskins - Montreal Alouettes (1997-2002)
Tim Maypray - Montreal Alouettes (2010-11)

Keydets in Post-Season Play

Floyd Allen, Senior Bowl (1982)
 Lorenzo Carpenter, All-America Classic (1992)
 Andy Dearman, All-American Bowl (1975)
 Howard Dyer, Senior Bowl (1961) & All-American Bowl (1961)
 Jay Grumbling, Blue-Gray (1951)
 Weir Goodwin, Blue-Gray (1951)
 Sam Horner, Blue-Gray (1960)
 Jack Hutchinson, Blue-Gray (1948)
 Craig Jones, Hula Bowl (1980)
 Jim McFalls, Senior Bowl (1959)
 Joe Muha, Blue-Gray (1942)
 Bosh Pritchard, Blue-Gray (1941)
 Mark Stock, East-West Shrine (1989) & Senior Bowl (1989)
 Paul Shu, Blue-Gray (1939)
 Joe Stump, Blue-Gray (1948)
 Bobby Thomason, Blue-Gray (1948)
 Cameron Thompson, Blue-Gray (1948)
 Gene Williams, All-American Bowl (1974)
 John Willison, All-American Bowl (1977)

Note: Some team awards were not given from 1994-98.

Lettermen (1950-2012)

A-A-A-A

Howard Abegesah, 2006-09
 Jerry Acuff, 1969-70
 John Adametz, 1986-88
 Joe Adee, 1950
 Anthony Agostinelli, 1980-83
 Jeff Akers, 1997, 1999
 Damiso Alexander, 2007-10
 Byron Allen, 2008-11
 Floyd Allen, 1978-81
 Terrell Allen, 2005-06
 Will Alley, 1998-2000
 Mike Alston, 1976-79
 Kellam Ames, 1984
 Granville Amos, 1962-64
 Rudy Amos, 1961-62
 Bill Anderson, 1952
 Mel Anderson, 1958
 Marlon Anderson, 1992-95
 Ryan Anderson, 2005
 Andy Andrews, 1989-91
 Mike Andriunas, 2001
 Fred Anson, 1950
 Leslie Apedoe, 1999
 Robbie Appell, 2005-06
 Frank Arbruzzese, 1966
 Dewayne Arkadie, 1989-93
 Butch Armstead, 1959-61
 Jason Armstead, 1998-2001
 Greg Arnett, 1974-77
 Joe Arnold, 1973-76
 Keashawn Artis, 2005-07
 Bill Ator, 1988-89
 A.J. Augustine, 2012
 Mark Austin, 1995
 Jeff Ax, 1985

B-B-B-B

Steve Bader, 1981
 Brett Badgett, 1994
 Lee Badgett, 1958-60
 Bill Bailey, 1974
 Jim Bailey, 1969-71
 Rob Bailey, 2008-11
 Barry Baker, 1973
 Jack Baker, 1994
 Curt Baldwin, 1986
 Todd Baldwin, 2002-05
 Bob Ball, 1970-72
 Barry Ballard, 1981
 Steve Ballowe, 1979
 John Bangle, 1979
 Fred Barber, 1993
 Keith Barber, 1976-77
 Keith Barfield, 2003
 Furnace Barnes, 2005
 Lee Barnes, 1966-68
 Jeff Barnes, 1987-89
 Marcus Barnes, 2002-05
 Jason Barnett, 1992-93
 Bryan Barnson, 2007-10
 Chris Barnwell, 1988
 William Barringer, 1989
 Leon Barrow, 2006-07
 Brent Barth, 1999-2002
 Don Basham, 1956
 Stan Bass, 1981-82
 Richard Bates, 1977-78
 Terry Batts, 1992
 Tom Baur, 1972
 Truman Baxter, 1957-58
 Biff Beale, 1988, 1990
 Chuck Beale, 1961-63
 Jabarr Bean, 1994-97
 Jack Beason, 1995-96
 Greg Beck, 1976-77
 Austin Beckham, 1978-81
 Foster Beeker, 1996
 Bob Beerbower, 1971
 Vern Beitzel, 1970-71
 John Bell, 1999-2002
 Willie Bell, 2005-06
 Mike Bellamy, 1977-79
 Walt Bellamy, 1977-79
 Joe Benda, 1977-78
 Charles Bennett, 1996-98
 Jeff Berkley, 1994
 Kirby Bernick, 1950
 Bob Biddle, 1966-68
 Cliff Biram, 1972-73
 Rick Biram, 1973
 Charlie Bishop, 1966-67
 Brandon Bissell, 1995-97
 Bill Black, 1961-63
 Mark Black, 1985
 Eddie Blair, 1969-71
 Ozzie Blecher, 1981
 Aaron Blue, 2008-11
 Andy Boardman, 1976
 James Boatright, 2007-11
 Brendon Bock, 2012
 Larry Boese, 1964-65
 Bill Boland, 1970-71
 Clinton Bond, 1998
 Ron Bongiovanni, 1972-74
 Tommy Bonnett, 1950-52
 Bob Bookmiller, 1976-78
 Ross Booth, 1998-99, 2001, 2004
 Mark Bornhorst, 1982-84
 Jerry Borst, 1955-58
 Julian Bowers, 2008-10
 Mac Bowman, 1970-72

William Bowman, 1984
 A.S. Boxley, 1951, 1953
 John Boyd, 1961-62
 Tom Boyer, 1996-99
 Danny Bradach, 1973-76
 Mike Bradley, 1999-2002
 Art Brandriff, 1957-58
 Ben Brandt, 2007-10
 Adam Brankamp, 2000-01, 2004
 Fritz Braunlich, 1986
 Keith Braxton, 1993-996
 David Brazier, 1989
 James Breckinridge, 1964-66
 Steve Breeding, 1969-71
 Shawn Breen, 1999
 Bill Brehaney, 1951-52
 Dexter Bridge, 2011-12
 Trent Bridges, 1983-86
 Jason Brinkmoeller, 2002
 Mark Bristol, 1985-87
 Jay Brock, 1982
 Cabell Brockman, 1997-98
 Hal Brodie, 1971-72
 George Brooks, 1970-72
 Ray Brooks, 1973-75
 Travis Brooks, 1998
 Jamie Browder, 1965
 Dave Brown, 1986-88
 Frank Brown, 1980
 Jeff Brown, 1984
 Jim Brown, 1975
 J.R. Brown, 1997
 Marcus Brown, 2004-07
 Rick Brown, 1989
 Robert Brown, 2004-07
 Sam Brown, 2000-03
 Steve Brown, 1989-2000
 Henry Bruno, 1971
 William Bruant, 1966
 John Buchanan, 1994
 John Budde, 1978-80
 Glen Buck, 1989
 David Budlong, 1995-98
 Chris Bunn, 1986-87
 Zohn Burden, 2002-05
 Jim Burg, 1965-67
 Robert Burns, 1984-86
 Doug Burton, 2012
 Keith Burwell, 1992-93
 Scott Burris, 1996-98
 Joe Bush, 1962-64
 Ashley Butler, 1969
 Charlie Byrd, 1951-54
 Jimmy Byron, 1952

C-C-C-C

Alonzo Cabell, 1990-92
 Mark Cager, 1986-89
 Don Caldwell, 1979
 Emilio Calvin, 2008-11
 Randy Campbell, 1959-61
 Tom Campbell, 1967-69
 John Candley, 1959-61
 Martin Caples, 1958-60
 Thomas Carboni, 1981-83
 Skip Carleton, 1999-2002
 Greg Carlson, 2001-02
 Paul Carlson, 1950-52
 Lorenzo Carpenter, 1989-92
 Ward Carr, 1968
 Al Carter, 1988-90
 Brett Carter, 1988
 Linwood Carter, 1965
 Scott Carter, 1981-83
 Troy Carter, 1952-53
 Hunt Cary, 1991-92
 Jon Casarotti, 1990-91
 David Casteel, 2000-02
 Ryan Cates, 1998-2001
 Christopher Caudill, 1982
 John Caufield, 1970
 Gene Cauthen, 1998-2001
 Chip Chace, 2005
 Walt Chalkley, 1971
 Bruce Chambers, 1970-72
 John Chapla, 1965-66
 Shawn Chapman, 2010-12
 Justin Chetney, 2006
 Robbie Cheneault, 1997-99
 John Chicoli, 1986
 John Chisholm, 2000
 Gale Christensen, 1994-97
 George Chumbley, 1950-52
 Eric Church, 2008-10
 Chris Clark, 1984-87
 Jeff Clark, 1992
 Jordan Clark, 1994, 1996-98
 Melvin Clark, 1973
 Robby Clark, 1975-78
 Robert Clark, 1990-93
 Stillman Clark, 1999-2000
 Troy Clark, 1985-87
 James Clarke, 1966
 Phil Clark, 1970
 Adrian Cmerck, 2002-04
 Barry Coceano, 1981-83
 Jerry Codutti, 1972-75
 Clifton Cogger, 1984-86
 Bernie Colacicco, 1983, 1985
 Charlie Cole, 1961-63
 Mike Cole, 1971-73

Tommy Cole, 1976
 Jimmy Coley, 1950
 Matt Coley, 1994-97
 Jud Collier, 1969
 Nick Collins, 1976-78
 Ray Collins, 1952-1954
 Robert Collins, 2010-12
 Zach Collins, 2006-09
 Lucas Combs, 2007
 Alvin Connor, 1983-85
 Mike Conaway, 1973-1976
 Steve Conlan, 1970
 Ian Connor, 1989
 Tony Conques, 1971
 Mark Conway, 1969-70
 James Cook, 1982
 Kelly Cook, 1994-97
 Michael Cook, 1983
 Bobby Cooper, 1954
 Emmanuel Cooper, 2011-12
 Bob Copty, 1967-68
 Tim Cordie, 1978
 William Corn, 1980-82
 Alex Correll, 2002-04
 Joe Corsaro, 1977-78
 Torre Costin, 1994
 Ben Cottrell, 1980
 Charles Coulson, 1951
 Scott Council, 1988-91
 Craig Cox, 1976-79
 Tim Cox, 1977-79
 Monty Craft, 1989
 Bruce Crawford, 1972-72
 Travis Crittenden, 2002
 John Cross, 1991-93
 Jason Crowder, 1994-97
 Edwin Cruz, 2008
 Donnie Cumberland, 1973
 Don Cupit, 1969-70
 Tom Curran, 1995-97
 Andre Curtis, 1995-98
 Jack Curtis, 2007, 09
 Bill Currence, 1964
 Gene Curry, 1952

D-D-D-D

Kevin Daigh, 1969-71
 Bobby Dale, 1956-58
 Bryan Dalton, 1998
 Jim Daly, 1983-85
 Tom Daniel, 1958-59
 Sam Daniels, 1993-94
 David Darden, 1988
 Louis Darden, 1978-80
 Eric Davidson, 1989-90
 Bill Davis, 1961-63
 Chip Davis, 1974, 1976
 Conrad Davis, 1961-63
 Craig Davis, 1989
 James Davis, 1989-90
 Joey Davis, 1991
 Robert Davis, 1984-85
 Benny Day, 1956-57
 Chip DeCarli, 1975-76
 Bruce DeGroot, 1972-75
 Frank DeLaine, 1973-75
 Andy Dearman, 1972-74
 Daryl Deke, 1981
 Cal Depew, 1968
 D.J. Derezio, 1986
 Bill Dermott, 1965
 James Devens, 2011
 John Devlin, 1991-94
 John Dick, 1973
 Erich Diehl, 1985-87
 Chuck Dininger, 1950-52
 Tivris Dixon, 1995-97
 John Dodge, 1981
 Pat Donahue, 1984
 Tom Dooley, 1955
 Chris Doss, 1991-93
 Justin Douglas, 1996-98
 Tony Douglas, 1988-1990
 Matt Dowler, 2002-05
 Lou Drake, 1953
 Robert Draper, 1985
 Peter Dreisbach, 2003
 Steve Drexel, 1992-93
 Mike Dugan, 1971-72
 Tom Dumouchelle, 1988
 Brian Duncan, 2003-05
 Ed Duncan, 1960
 J.R. Dunkley, 1960-61
 Leslie Dunnvalley, 1979-81
 Andrew Dunnington, 1992-94
 Wyatt Durette, 1959-60
 John Durt, 1969-71
 Wals Duryea, 1963
 Howard Dyer, 1958-60

E-E-E-E

Tommy Earle, 1977-79
 Frank Easterly, 1966-68
 David Eberhardt, 2012
 Kris Edelman, 1991-92
 Mike Eden, 1978-81
 Heath Edmiston, 1994-97
 Mike Edwards, 1993-95
 Jerry Eggleston, 1950
 Claud Eley, 1950-51
 Greg Ellen, 1994-97
 Hill Ellett, 1964-66

David Ellington, 1969-70
 Frank Ellis, 2007-08
 Billy Elmore, 1955-56
 John Engels, 1956-58
 Denton Ensminger, 2011-12
 Eric Enslay, 1993
 Greg Enterline, 1982-84
 Bobby Epps, 2008
 Dick Evans, 1957-59
 Nick Evasovich, 1955-57
 Chi Chi Ezekwe, 2006-07

F-F-F-F

Jon Fabyonic, 1992-94
 John Falzone, 1965-66
 Lou Farmer, 1955-56
 Tony Farry, 1972-74
 Josh Favaro, 2007-10
 Martin Fedenko, 1977-79
 Greg Fedor, 1997-2000
 Neal Felty, 1983-84
 Dick Fencel, 1953-54
 Desmond Fensbee, 1993-94, 96
 Tom Ferguson, 1974-77
 Thomas Felvey, 1950, 1952
 Doug Finlayson, 1970
 Al Florini, 1963
 Martin Fisher, 1957
 Rusty Fitzgerald, 1963-65
 Jason Fletcher, 1996
 W.F. Flood, 1970
 Raymond Flowers, 1989-92
 Mike Foesch, 1990-91
 Mike Foley, 1951-54
 Wade Foltz, 1979-81
 Lee Foresman, 1976
 Jimmy Foster, 1955
 Yves Foster, 1955
 Andy Fox, 1996-97
 John Fox, 2003-05
 Vicheal Fox, 2002-03, 2005
 Paul Fraim, 1968-70
 Joe France, 1987
 John Frankberger, 1950-51
 Bob Franks, 1971-73
 Mike Freeman, 1975-77
 Todd Freiwald, 1985-87
 Tim Friece, 1998, 2000
 Dan Fritz, 1979-80
 Brian Froehlich, 1990, 1992-93
 Teray Frost, 1997-2000
 James Fruehan, 2011-12
 Bill Fuller, 1986
 Keith Fuller, 1991
 Caleb Furlow, 2011-12
 Glen Furr, 1972-74

G-G-G-G

Pedro Garcia, 1998-99, 2001-02
 Johnny Garnett, 1974-77
 Jay Garrett, 1998-2000
 Ty Garvin, 2011-12
 Robert Gay, 1992-93
 Tony Gentile, 1966-68
 Ralph George, 1973-76
 Andrew Gibson, 1975-77
 Joey Gibson, 1999-2002
 Johnny Gilbert, 1952
 Rick Gilbert, 1978-79
 Don Giles, 1962-63
 Jim Sam Gillespie, 1957-58
 Jim Sam Gillespie III, 1992
 Jeff Gillette, 1994
 Chris Gilliland, 2004-06
 Ed Glackin, 1973-76
 Chal Glenn, 1979
 Brian Gliba, 1993-95
 Kim Gidewell, 1973-76
 Dutch Goddard, 1974-77
 Geoff Goff, 1991-94
 Terrell Golden, 2004-05
 Jose Gomez, 1977-78
 Tim Gompers, 1974-75, 1977
 Steve Good, 1969
 J.O. Goode, 2012
 Weir Goodwin, 1950-51
 Rick Goodwin, 2006-07
 Teddy Gottwald, 1979-82
 Andrew Gore, 2006-07
 Patrick Goulden, 2011-12
 Erwin Grabisna, 1984
 Bill Graf, 1950
 Keith Graham, 1999-2002
 Bo Grant, 1974-76
 Mark Graybill, 1960-61
 Anthony Green, 1976, 1978
 Titus Green, 2001, 2003, 2005
 J.C. Gregory, 1986
 John Griffin, 1965, 1967-68
 Marcus Griffin, 1987
 Rick Griffith, 1969-70
 Bill Grigg, 1978, 1980-81
 Dan Griles, 1992-94
 A.J. Gross, 2008-11
 Jay Grumbling, 1950-51
 Marvin Gundy, 1993
 Bill Guy, 1952-53

H-H-H-H

Bob Habasovich, 1966-68
 Bill Haberlein, 1958-60
 Tracy Hairston, 2008-11

Rusty Hale, 1989-91
 Eric Hall, 2003-06
 John Hall, 1970-72
 Mike Hall, 1979-81
 Tom Halliday, 1967, 1969
 Tony Hamilton, 1976-78
 Phil Hamric, 1959
 George Handler, 2006-09
 Chris Harper, 2010-12
 Steve Harrington, 1966-68
 Grant Harris, 2003-05
 Greg Harris, 1993-96
 Mike Harris, 1995-98
 Noel Harris, 1978
 Ryan Harris, 2004
 Eric Harrison, 1987-88, 1990
 James Harrison, 1983
 Eric Hart, 1962-64
 Leon Hartless, 1960
 Thomas Haskins, 1993-96
 Mike Hathfield, 1980
 Bruce Hauck, 1983
 Taylor Hay, 1950
 Wade Hawkins, 1987-90
 Mike Hayes, 1997
 Tim Hayes, 1988-89
 Daryl Haymon, 1999-2000
 Willard Hays, 1950
 Tom Hedge, 1950
 Stewart Heishman, 1984-85
 Mark Hennigan, 1989
 Gabe Hensley, 1999-2000
 Wayne Hepler, 1969-70
 Paul Hebert, 1965-67
 John Herrin, 1998
 Jack Herzog, 2003-06
 Jake Hickman, 1994-97
 Justin Hickman, 2008-09
 Jack Hill, 1950
 Ron Hill, 1993, 1995-97
 Mike Hince, 1966-67
 Doug Hines, 1973-75
 Blake Hippensteel, 1981-83
 Steven Hite, 2008-09
 John Hobbs, 1973-76
 Bob Hockley, 1967-69
 Bill Hoehl, 1960-61
 Chris Hoffman, 1990
 Kelly Holbert, 1990-92
 Christian Holland, 1951
 Richard Holland, 1997, 99-00
 Colby Hollingsworth, 2003-06
 Ray Holloway, 2004
 Ravi Hollowell, 1960
 Avi Hopkins, 1995-97
 Sam Horner, 1957-59
 Butch Hostetter, 1977-80
 Charles Houk, 1995-97
 Tommy Howell, 1970
 Craig Howard, 1999-2001
 Jeff Hubbard, 1992-94
 Jim Hubbard, 1987-89
 Paul Hudson, 1950-51
 Justin Huggard, 2002-05
 Kyle Hughes, 2006-09
 Kamau Hull, 2001, 2003-05
 Michael Hulyo, 1981-84
 James Hummer, 2009
 Jay Hunt, 1997-98
 Scott Hunter, 1985
 Larry Hupertz, 1977-78
 Joe Hurley, 1986-88
 Eric Hutchings, 1973-76
 Mike Hutchings, 2006
 Myles Hutchinson, 1951
 William Hyman, 2012

I-I-I-I

Wilson Ileso, 2006
 George Inge, 1988-90
 Tom Inge, 1959
 Jim Ingram, 1970-71
 Mike Inteso, 1987
 Richard Irby, 1964, 1966
 Clark Irvine, 2011-12
 Garland Isaacs, 1972, 1974
 Steve Isola, 1991
 Gabe Itoka, 2007-10
 Gordon Ivacu, 1980

J-J-J-J

Carl Jackson, 1978
 Darnius Jackson, 1994, 1996-98
 Nathaniel Jackson, 2004-07
 P.J. Jackson, 1998-2000
 Alex James, 2012
 Oliver James, 1979-80
 Raleigh James, 1972
 Paul Janshego, 1954-55
 Greg Jarvis, 1987
 Tony Jaworski, 1970-71
 Rajah Jenkins, 2008
 Butch Jennings, 1990-91
 Mike Jesensky, 1979
 Thomas Jewett, 1980-82
 Andre Johnson, 1992-94
 Arturo Johnson, 1987
 Chris Johnson, 1986
 Christian Johnson, 2003-04
 Derrick Johnson, 1983-86
 Deshawn Johnson, 1994-96
 John Paul Johnson, 1955

Kyle Johnson, 2006-08
 Marlon Johnson, 1995
 Michael Johnson, 2009-11
 Pete Johnson, 1956-58
 Spike Johnson, 1992-93
 William Johnson, 1973
 Curtis Johnson, 1980-81
 Donnie Johnson, 2002-04
 Duke Johnson, 1956-57
 Bob Jones, 1970
 Cameron Jones, 2008-10
 Charlie Jones, 2009-11
 Chaz Jones, 2008, 10-11
 Cory Jones, 1990
 Craig Jones, 1976-79
 Glenn Jones, 1974-77
 Hugh Jones, 1964-65
 Robby Jones, 1977-79
 Royce Jones, 1952-54
 Stephone Jones, 1983-85
 Stinson Jones, 1958-61
 Toby Jones, 1981-83
 Bobby Jordan, 1954-57
 Brian Jordan, 1990-92

K-K-K-K

Vic Kane, 1991-92
 Carl Kasko, 1956-58
 Rick Kastleberg, 1973
 Verne Keefer, 1956-58
 Frank Keeney, 2007
 Chris Keever, 1989-91
 John Keilty, 2003
 Jehan Keitt, 2003
 Christian Keitt, 2006-07
 Mike Kemp, 1987-89
 Yerry Kennealy, 1970
 Don Kern, 1959-60
 Rick Killmeyer, 1992-94
 Scott Kimball, 1983
 Mike Kimberly, 1989
 Randy Kinsey, 1970
 Robert Kislowl, 1951
 Michael Kirk, 2000-03
 Ted Kirk, 1969-71
 Bill Kirkland, 1957-78
 Bruce Kitchen, 1979
 Karl Kinar, 1951-53
 Wes Kite, 2000, 2002
 Matthew Kluk, 1999-2002
 Don Komara, 1980-81
 Eric Kordenbrock, 2010-12
 Ken Kovac, 1986
 Travis Kraft, 1994
 Andy Kratt, 1996
 Jerry Kress, 1954
 Steve Krickovic, 1985-86
 Kerr Kump, 1967-68
 Tom Kurkoski, 1957-59

L-L-L-L

Bob LaPosta, 1956
 Frank Ladson, 1982-83
 Darian Lafferty, 1999-2001
 Jim Lambert, 1965
 Mark Lambert, 1975-77
 Pete Lampman, 1986-88
 Butch Land, 1962
 John Landry, 1970-72
 Jack Lanford, 1950-52
 Jay Lasek, 1980-82
 Boo Lassiter, 1989-90
 John Lauerman, 1950
 Charlie Lavery, 1952-55
 Brad Lawrence, 1988
 Steve Lawrence, 1975
 David Lawson, 1993
 Mark Layne, 1978-80
 Carl LeBourdais, 1954-56
 Bill Leck, 1950
 Mike Ledford, 1992-93
 Jerry Ledlow, 1985
 Bob Lee, 1964
 John Lee, 1984
 Tommy Leemon, 1969
 Ken Legum, 1959-61
 Rob Leighty, 1950-51
 Brian Lengvarsky, 1997-99
 Al Lester, 1994-97
 Bruce Leve, 1962
 Aaron Lewis, 2009-12
 Austin Lewis, 2009
 Cornell Lewis, 1995-97
 Charlie Liesfield, 2003-06
 Scott Lipscomb, 1980-83
 Tommy Lloyd, 2004-07
 Bob Lockridge, 1968-70
 Dickie Lockridge, 1979
 Jimmy Lofton, 1972-75
 John Long, 1981-84
 Chip Louthach, 1974
 Howie Lowden, 1994-96
 Jack Lowden, 1950

Neil Lowenstein, 1982-84
Will Lucas, 2010-12
Travis Ludden, 2005-08
John Ludd, 1967-69
Allan Lunsford, 1989-90
Frank Lumpkin, 1978
Rich Lykins, 1970
Dan Lyle, 1989-92
Josh Lyles, 2001-04
Terrell Lynch, 2009, 11
Dick Lyons, 1952, 1954-55

M-M-M-M-M

Travis Mabrey, 1987-89
James MacDonald, 1950-51
Gary Mackey, 1966-68
Mike Maguigan, 1966, 1968
Michael Mahoney, 1966
Abey Malave-Lopez, 2000-02, 04
Brian Malast, 2000, 2002-03
Mike Maleski, 2002-05
Jimmy Mallis, 1986
Thomas Manning, 1984
Cameron Manuel, 1979
Johnny Mapp, 1951-53
Jeff Marcey, 2006-07
Andrew Marcotte, 2011-12
Ted Mariani, 1951-52
Alvin Markhand, 1950-51
Chuck Marks, 1967-68
Miguel Marshall, 2010-11
Dan Martin, 1980-82
Dave Martin, 1955
Curtis Mason, 1989-92
Robert Mason, 2002-05
Art Massaro, 1982-84
Kevin Massenbourg, 1982
Bland Massie, 1976
Gabe Mastrobruno, 1977-80
Kip Mattis, 1987
Rick Mattoso, 1995
Lawrence Maxey, 1976
Matt Maxey, 1999-2002
Jonathan Mayo, 1992-94
Mike Mayo, 1984-87
Tim Maypray, 2006-09
Connor Mays, 2011-12
Pete Mazik, 1962-63
Anthony Mazza, 1951
Jim McCallum, 1952
Chuck McCarthy, 1984
Pat McCarthy, 1977-79
Tom McCarthy, 1982-85
Travis McDaniel, 1991-93
Pat McDowell, 1997, 2000
Jim McFalls, 1955-58
Dick McFarlin, 1950
Bill McGarragh, 1984, 86-87
Matt McGonegle, 2004
William McGowan, 1966
Dan McGrew, 1986-88
Anthony McIntosh, 1985-88
Mark McIntyre, 1972-73
Steve McKenna, 1976-77, 1979
Patrick McKinney, 2006-09
Harry McKnight, 1972-74
Jeff McLean, 1976-78
Mark McLean, 1977-78
Chuck McLennan, 1955-56
LaShae McMillan, 2004
Bryant McMillian, 1991-92
Terrence McMillian, 1988
Richard McMinn, 1990
Gary McNeal, 1955-56
Bobby McQueen, 1973-76
Graham McPherson, 1995-98
Chris Meacham, 1990-93
Ricky Mears, 1987-88
Turner Mebane, 1989-90
Dennis Merklinger, 1960-61
Ted Mervosh, 1964-66
Matt Metheney, 1988-90
Tom Mihalik, 1973-76
Ned Mikula, 1968, 1970
Dave Miles, 1973-75
Bill Miller, 1952-55
Brad Miller, 2003-04
Scott Miller, 1969-70
Malacki Mills, 1981-82
John Milstead, 1990-92
Nick Mims, 2006-08
Marcus Mines, 1989-92
Ryan Mingus, 2005, 2007
Claiborne Minor, 1964-66
Gil Minor, 1960-62
Rick Minor, 1969
Terry Minor, 1993-96
Kirk Minton, 1973
Aaron Mitchell, 1998, 2000
Bobby Mitchell, 1959-61
John Mitchell, 1982-83
Kevin Mitchell, 1982-83
Sidney Mitchner, 1992-94
Rob Mittelstadt, 1999
Sean Mizzer, 2002-04, 06
Bob Modarelli, 1960-62
Matt Modarelli, 1993
Jose Mojica, 1996-97
Justin Mollay, 1995-96

Dan Monahan, 1984-85
Kirk Monteleone, 2003-05
Joe Moody, 1954-56
Lee Moon, 1967, 1969
Alan Moore, 1966
Doug Moore, 2012
Pat Moore, 1971
Ronnie Moore, 1972-75
Sean Moore, 2002-05
Joe Morabit, 1959
Adam Morgan, 2010-12
Allen Morgan, 1972-74
Jeff Morgan, 1976-79
Johnny Morgan, 1953-54
Mike Morgan, 1990-92
Pat Morrison, 1959-61
Chris Morris, 1999-2000
John Morton, 1973
Howard Moss, 1957-59
Kenny Moseley, 1999, 2001
Sam Moultrie, 1972
Bill Mowll, 1962
Defny Mubanga, 1997-99, 2001
Doug Muirhead, 1970-71
Mike Muller, 1978
Kerry Mullin, 1976
Mark Mulrooney, 1962-63
Camillus Musselman, 1990-93
Calvin Murray, 1980-82
Cameron Murray, 2009-11
Daniel Murphy, 1984
Hershel Murray, 1959
Larry Murray, 1988
Nate Murray, 2012
Tom Myers, 1962-63

N-N-N-N-N

Tom Napier, 1970-72
Steel Nardozi, 2003-05
Joe Naselli, 1966-68
Derek Neal, 2000
Bill Nebraska, 1955-58
Mike Necessary, 1983-85
Chad Neely, 1994-95
Ed Negro, 1977-78
Roger Nerone, 1965
Dan Newcomer, 1973-74
Jay Newcomer, 1972-74
Doug Nichols, 1970-71
Richard Nickell, 1963
Kyle Ninkard, 2007-09
John Noon, 1970
Ronnie Norman, 1972-74
Mike North, 1969-70
Todd Northrop, 1987-89
Butch Nunnally, 1961-63

O-O-O-O-O

Robert Oaks, 2003-04
Jimmy O'Dell, 1958-59
John O'Donnell, 1967
Tim O'Neill, 1952
George O'Neill, 1956, 1958
Steve Oddi, 1974-77
Dale Ogg, 1976-78
Frank Oliver, 1965-66
Mike Ondos, 1958-59
John Orrison, 1966
Bob Osler, 1978-79
Greg Otey, 1984-86
Bob Owen, 1950
Tyler Owens, 2012
Hunt Ozmer, 1975

P-P-P-P-P

Sam Palmer, 2008
Steve Palmer, 1983-84
Steve Pancham, 1983-85
Brian Pannell, 1986, 1988-89
Mark Pappas, 1981-82
Jon Pardew, 1990-91
Darius Parker, 1996-99
Rick Parker, 1964
Tom Parker, 1972-73
Lance Parnell, 1990-91
Kenneth Parns, 1966
John Parrott, 1984-87
Ed Patnesky, 1962
Maury Pauling, 2002-03
Ken Patrick, 1959-60
Mike Patterson, 1963-64
Samuel Patterson, 2012
Jeff Paul, 1989
William Paultette, 1968
William Pauling, 2001-04
Joe Paustenbaugh, 1978
Gerard Payne, 2006-07
Jonathan Payne-Wimbish, 2011
Ed Pearson, 1996, 2000
Binnie Peay, 1961
Clark Peele, 1971
Mike Perfetti, 1989-92
Chris Perry, 2004-05
Gary Persinger, 1979-81
Adam Peters, 2003-06
Dave Petka, 1986-89
Jose Mojica, 1996-97
William Pfeiffer, 1978

Ambrose Phillips, 1983-85
Richard Phillips, 1962-64
Dan Phlegar, 1963-65
Phillip Pickens, 2009, 12
Damon Pinerio, 1994
Charles Plageman, 1986-89
DeAngello Plather, 2000-02
Eric Plogger, 1991-92
Wesley Poff, 1990
David Poldiak, 2000-01, 03-04
Bob Polk, 1960
John Portasik, 1950-51
Fred Poss, 1952-53
Rives Potts, 1970
Bill Powell, 1958-60
Joseph Powell, 1951
Bill Powers, 1986-87
Ethan Preston, 2012
Eugene Pribila, 1990-93
Gary Price, 2002-04
J.V. Price, 1972
Brett Prillaman, 1998-2001
Matt Prokop, 1999-2000
Mark Pruden, 1982
Wayne Purcell, 1987-90
John Puvogel, 2000-01, 03-04
Allan Pyke, 1973-75
Dave Pyle, 1976-77

Q-Q-Q-Q-Q

Bo Quattrone, 1987-89
Russ Quay, 1967
John Quinn, 1959
Brian Quisenberry, 1978-80
Henry Quisenberry, 1950-51

R-R-R-R-R

Kelly Raber, 1981-82
Bob Rader, 1955-57
Eric Radford, 1973-76
Jim Radle, 1982-84
Tom Radle, 1980-81
Michael Rainey-Wiles, 2007-10
Paul Raizt, 1987
Bill Ralph, 1951-53
Glen Ralston, 1983-85
George Ramer, 1951-53
Pete Ramsey, 1969-71
Robert Randolph, 1965-66
Richard Rankin, 1965-66
Jacob Ratchford, 2001
Sam Ratcliffe, 1973
Alex Ray, 2008-10
Marc Ray, 2009-10
Steve Ray, 1970
Kevin Reardon, 1991-93
Weston Reber, 2009, 11-12
Dave Redman, 1984-85
Adam Reel, 2004-06
Andy Reel, 2001-02
Bill Reed, 1962, 1964
Ken Reeder, 1960-62
Tyler Reedy, 2008-09
Greg Reese, 1998
Ron Reimman, 1984
Don Reich, 1970-71
Tom Replogle, 1974-77
Erik Reynolds, 1992-93
Jeff Reynolds, 1974-76
John Reynolds, 1975-77
Carl Rhodes, 1964-65
Tom Rhodes, 1964-65, 1967
Jaron Rice, 2011
Jim Rice, 1980-82
Oscar Richardson, 1972-74
John Riding, 1970
Phil Riggelman, 1985-87
George Ripley, 1950-51
Worth Roberts, 1970
Darryl Robinson, 1980-83
Doug Robinson, 1988-89, 91-92
George Robinson, 1950-51
Joey Robinson, 2006-07
Joseph Robinson, 1977
Richard Robinson, 1996
Jacob Rochester, 2005-08
Bryan Rodriguez, 1999-2001
Steve Roenker, 1987-89
James Rogers, 2011-12
Mike Rogers, 1994-97
Chuck Rogerson, 1983-84
Louis Rolan, 1979-80
Victor Rosen, 2004
Bobby Ross, 1956-58
Dwayne Ross, 1988-91
Stefan Ross, 2009-12
Dan Roethermel, 1974
Bryan Royster, 2005
Louis Rucker, 1982-83, 85
Melvin Rucker, 1979-82
Nick Ruffin, 1956-58
Chris Rule, 1988-90
Mark Rumph, 1988-90
Ray Rushton, 1980-82
Brian Rychlik, 1992-93

S-S-S-S-S

Milt Salter, 1970-72
Charles Sanders, 1992-93
Walt Sanders, 1980-81
Musa Sarki, 2000-03
P.W. Sarver, 1983-84
Robert Savage, 1978-80
Brandon Savochka, 1992-93
Bob Scaglione, 1983-85
Tony Scales, 1989-92
Cliff Schademan, 2004
Ray Schaper, 1974-77
Larry Schaudies, 1971-73
Chip Schelhorn, 1974-75
Ryan Schelske, 2002
Bob Schmalzreidt, 1965-67
Charlie Schmaus, 1966
Alvin Schmidt, 1989-90
Dave Schrader, 1969-70
Andrew Schultz, 1992
Ben Schultz, 1995, 1997
Tom Schultz, 1972-73
Ken Scott, 1958-59
Mario Scott, 2007-10
Derek Screen, 2000-03
Harry Seigfried, 1976-77
Nick Servidio, 1952-54
Jeff Sexton, 2009-12
Patrick Sexton, 2010, 12
Matt Sharpe, 2001-03
Wendell Shay, 1952-53
Emmy Sheddlock, 1965
Harry Shepherd, 1956-57
Jon Sherrord, 1993
Gary Shick, 1972
Cody Shirley, 2012
Fred Shirley, 1959-61
Gary Shope, 1970
Steve Short, 1980-82
Carl Showalter, 1980-81
Lou Shuba, 1959-60
Jim Shumaker, 1961, 1963
John Shuman, 1976-79
Joe Siler, 1952-53
R. C. Simmons, 2001-02, 2004
Mike Sisler, 1967-69
Rucker Slater, 1986
Tom Slater, 1963-65
Barry Smith, 1980-82
Clarence Smith, 2002-03
D'Angelo Smith, 2009-11
Derek Smith, 2006
Fred Smith, 1966-68
Jack Smith, 1994-95
Julian Smith, 1967
Justin Smith, 2010-12
Larry Smith, 1966-68
Mike Smith, 2010-12
Reginald Smith, 1981-83
Terry Smith, 1969
Tripp Smith, 2001-04
Charlie Sneed, 1962-64
Josh Sneed, 2008-11
T.J. Snelling, 2000-03
Rob Snodgrass, 1993
Buzz Snyder, 1955
Joe Sokolowski, 1988-90
Kevin Solomon, 1999-2001
Allan Solits, 1976-78
Brian Southard, 1989-92
Logan Sorenson, 2009
Tom Sowers, 1968
Tony Spevak, 1995-96
Murphy Sprinkel, 1968-70
George St. John, 1951
Matt Staton, 1995
Joseph Strafford, 1966
Paul Staiger, 1973-74
Logan Staib, 2011-12
Bill Stainback, 1967-68
Ned Stepanovich, 1975-77
Ned Stepanovich, 1992-94
Greg Stevens, 2008
Marcus Stiltner, 1999-2001
Lee Stillwell, 1966-68
Mark Stock, 1985-86, 88
Dave Stradford, 2012
Ryan Stratis, 2006
Joe Straub, 1962-64
Chris Strock, 1995
Scott Strong, 1967
Joe Stump, 1950
Anthony Sturgill, 1999-2002
Roger Sturgill, 1983
Greg Scurz, 2001-03
Jason Sturts, 1995-96
Denny Sullivan, 1969-71
Ty Summers, 1999-2002
Darrell Summerville, 1994-95
Robert Susnar, 1986-87
Patrick Sweeney, 2007-08
Levi Swindell, 2006-09
Ron Swirk, 1955-57
Keith Sykes, 1986-88

T-T-T-T-T

Judd Tabor, 1994
Mike Talley, 1963, 1965

Ryan Talley, 1995
T.J. Talley, 2008-11
Paul Tate, 1981, 1983
Don Taylor, 1966-67
Jafri Taylor, 2009
Joe Taylor, 2006-08
Keith Taylor, 2005-08
Lionel Taylor, 1986-89
Dennis Telzrow, 1964-66
Hardy Temoney, 2008, 10-12
Justin Tench, 2009
Mike Teubner, 1969-71
Lloyd Thacker, 1957-58
Mike Thacker, 1965-67
Billy Thomas, 1994-97
Blake Thomas, 1970, 1972
Rick Thomas, 1969
Jim Thomaselli, 1970
Scott Thomasson, 1980-81
Alec Thompson, 2012
Eric Thompson, 2002
Mario Thompson, 2010-12
Maurice Thompson, 1982-84
Terry Thompson, 1982-84
Andre Thornton, 1994-97
Jim Thornton, 1952-54
Wayne Thornton, 1972
Juan Thrasher, 2008-11
Dap Tillery, 1987-90
William Tilling, 1982-84
Cris Timmons, 1978-80
Andy Titone, 1957-61
Maximilian Toch, 1966
Lamont Toliver, 1984
Mark Tomlin, 2009
Hugh Tompkins, 1966-68
Bruce Torbett, 1972-74
Bill Tornabene, 1961-63
Jim Toth, 1977
Richard Townsend, 1972
Tracy Toye, 1986-88
Colby Trammell, 1967, 1969
John Traynham, 1958-61
Tom Trobridge, 1979-80
Vince Trombetta, 1951
Jim True, 1958
Andy Tucker, 1961-63
Mike Tucker, 1972
Terry Tucker, 1992-94
Todd Tudor, 1980, 1982-83
Rick Tufaro, 1974-75
John Turley, 1956
David Turner, 2010, 12
Jabari Turner, 2011-12
John Turner, 1963-65
Leon Turner, 1978
Robert Turner, 1983
Mike Tutor, 1993-95
David Twillie, 1981-84
David Tyler, 1982-84
Sam Tyus, 1986

U-U-U-U-U

Steve Umberger, 1980-82
Phil Upton, 1972-75

V-V-V-V-V

Dick Valentine, 1970-71
Matt Van Wie, 2002
Neil Varnado, 1988
Bill Vaughn, 1950
Dale Vaughn, 1954-55
Scott Vaughn, 1983-84
Ron Vaughns, 1999, 2001-03
Buster Venable, 1969-70
Andy Viola, 2005-08
Daniel VonSchuch, 2006

W-W-W-W-W

Randy Wainman, 2004
Doug Walker, 1961-63
Eric Walker, 1990, 1992-93
Greg Walker, 2008-11
James Walker, 1984
Jim Wall, 1985-86
Damani Wallace, 1993-95
G.J. Walley, 1978-80
Chris Walsh, 1999-2002
Andrew Walton, 2004-05
Aubrey Walton, 1984, 1986
Jamaal Walton, 2003-06
Tommy Walton, 2003
Jeremy Ward, 2002-05
Kris Ware, 2006, 2008-10
Billy Dee Washington, 1998-2001
Jeff Washington, 1977-79
John Washington, 1986-89
John Washington, 2011-12
Kevin Washington, 1985-88
Keith Washington, 1983-86
Todd Washington, 1989-91
Trae Watkins, 2008-11
Mike Watson, 2006-07
Tom Watt, 1950
Bob Watts, 1966-67
Deon Watts, 2011-12
Barrett Way, 2004-06
Marvin Watts, 1971-73

Gregg Weaver, 1976-78
Ed Webb, 1999-2000
Rusty Webb, 2006
Zach Webb, 2008
Cliff Weddington, 1993
Dick Weede, 1958-60
Kyle Weidlich, 1980-81
Mark Weiss, 1970-72
Bill Welsh, 1961-63
Eddie Wernitz, 1994-95
Larry Wertz, 1964-66
Jim Westbrook, 1969-70
Lake Westfall, 1953-55
Larry Wetsel, 1960
Cliff Whalen, 1991-93
Donny White, 1962-64
Jason White, 1995-98
Jeff White, 1978-80
Ken White, 1998-99
Michael "Robbie" White, 2010-11
Terry White, 1972-75
Tim White, 1984-85
Trent White, 2010
Wayne Whiting, 2012
Butch Whitt, 1963-64
James Whitaker, 1988-90
Court Whitman, 1996-98
Quesan Wigfall, 1997-2000
Frank Wilder, 1990-91
David Wilkinson, 1965-66
Don Wilkosz, 1974, 1976
Dick Willard, 1957-61
Calvin Williams, 1985-88
Gene Williams, 1971-73
Joe Williams, 1990-93
Larry Williams, 1976-78
Matt Williams, 2000
Miller Williams, 2011-12
Tim Williams, 1991-92, 1994-95
Ty Williams, 1999, 2001
Eddie Willis, 1963-65
John Willison, 1973-76
Bland Wilson, 1950
John Wilson, 1983
Jonathan Wilson, 2003-06
Scott Wilson, 1994-95
Lee Wimbish, 1980-83
Josh Wine, 2007-10
Cardell Winfield, 1995-98
Warren Winning, 1981-83
Carl Wittig, 1979
Chris Wits, 1989-90
Mike Wood, 1985, 1987-88
Eric Woodhouse, 1984-85
Chippy Woods, 1950-52
Tony Woods, 1989-91
Mike Woodward, 1974
Dave Woolwine, 1951-54
Richard Woolwine, 1980-81
Roy Woolwine, 1984
Sam Woolwine, 1978-80
Sam E. Woolwine, 1955-57
Michael Wooten, 1981-84
Jimmy Workman, 1964
DeWitt Worrell, 1960-61
Ed Woy, 1951-52
Bo Wren, 2007-10
Craig Wright, 1989
Eric Wright, 1989-90
James Wright, 1984-87

Y-Y-Y-Y-Y

Aaron Yarbrough, 1997-2000
Jeff Yates, 1975
Rocky Yost, 1969-70
Dan Young, 1984-87
Bryant Youngblood, 2006-09

Z-Z-Z-Z-Z

Chris Zaleski, 1989
Warren Zeiders, 1951-52
Jeff Zeigler, 1989-92
Derrick Ziglar, 2012
Ricky Zgol, 1984-86
Daryoush Ziai, 1984
Tony Zoetis, 1977-79

Year-By-Year Results

1891 (3-0-1)		1900 (4-1-2)		1907 (5-3)		1914 (4-4)	
VMI	OPP.	VMI	OPP.	VMI	OPP.	VMI	OPP.
6 Washington and Lee	0	11 at Washington and Lee	0	17 at Virginia	18	29 Hampden-Sydney	7
0 Washington and Lee	0	0 Virginia	0	6 Davidson (Roanoke)	10	10 Richmond	0
18 St. John's (Md.)	0	0 St. Alban's	0	0 Virginia Tech (Roanoke)	22	28 William & Mary	0
28 at Pantops	12	11 Georgetown (Richmond)	16	58 William & Mary	0	6 Gallaudet	0
52 Totals	12	41 Washington and Lee	0	69 Baltimore Medical	0	7 at Georgia Tech	28
		18 Hampton Athletic Club	0	37 Navy Yard Athletics	0	7 UNC (Charlotte)	30
		5 Virginia Tech (Roanoke)	0	44 Roanoke College	0	23 Clemson (Richmond)	27
		Totals	16	52 Eastern College	0	0 Virginia Tech (Roanoke)	3
				282 Totals	50	110 Totals	95
1892 (4-0-1)		1901 (4-3)		1908 (3-2)		1915 (6-2-1)	
VMI	OPP.	VMI	OPP.	VMI	OPP.	VMI	OPP.
18 St. John's	0	30 Hampden-Sydney	0	21 William & Mary	0	25 Hampden-Sydney	7
12 Wake Forest	12	0 at Georgetown	5	40 Hampden-Sydney	0	19 William & Mary	6
34 Duke	0	46 at Washington and Lee	6	2 St. John's	10	7 Gallaudet	0
34 Kentucky	6	0 Virginia (Lynchburg)	29	57 Staunton Mil. Academy	0	13 Richmond	6
30 Washington and Lee	0	0 Virginia Tech (Norfolk)	21	0 Virginia Tech (Roanoke)	10	3 North Carolina (Greensboro)	3
128 Totals	18	44 Maryland	0	120 Totals	20	0 at Virginia	44
		Totals	61		21 Wake Forest	6	
1893 (3-1)		1902 (3-3-1)		1909 (4-3)		1916 (4-5)	
VMI	OPP.	VMI	OPP.	VMI	OPP.	VMI	OPP.
28 Washington and Lee	0	0 St. Alban's	0	28 Roanoke College	0	19 Hampden-Sydney	0
10 North Carolina	4	11 at Georgetown	23	3 UNC (Lynchburg)	0	66 William & Mary	0
34 Richmond	0	33 Richmond	0	0 St. John's	6	54 Gallaudet	0
0 Virginia	22	10 UNC (Lynchburg)	17	22 Randolph-Macon	5	9 at Maryland	15
72 Totals	26	29 Hampden-Sydney	0	0 Davidson (Lynchburg)	8	13 at North Carolina	38
		11 Washington and Lee	0	6 William & Mary	51	14 Catholic U	16
		5 Virginia Tech (Norfolk)	50	90 Totals	0	37 Clemson (Richmond)	7
		Totals	90		7 Virginia	20	
1894 (6-0)		1903 (2-1)		1910 (3-3-1)		1917 (4-4-1)	
VMI	OPP.	VMI	OPP.	VMI	OPP.	VMI	OPP.
44 St. Albans	0	24 Old Point College	0	0 at North Carolina	6	15 Hampden-Sydney	14
4 Washington and Lee	0	6 N.C. State	0	0 Norfolk Blues	0	53 William & Mary	0
48 Hampton Athletic Club	0	6 North Carolina (Roanoke)	28	33 William & Mary	28	0 at Army	34
16 Washington & Lee	0	36 Totals	28	0 at Virginia	0	14 Maryland	14
10 Virginia Tech (Staunton)	6		8	22 St. John's	0	7 Davidson (Danville)	23
16 Roanoke College	0		6	6 Maryland	14	54 Roanoke	0
138 Totals	6		69	6 at Georgetown	48	0 N.C. State (Richmond)	17
				90 Totals	0	19 Gallaudet	3
1895 (5-1)		1904 (3-5)		1911 (7-1)		1918 (1-3)	
VMI	OPP.	VMI	OPP.	VMI	OPP.	VMI	OPP.
18 at Washington and Lee	0	0 N.C. State	6	0 at North Carolina	27	6 at Maryland	7
44 Richmond	0	0 at Navy	12	0 Norfolk Blues	0	0 at Newport News Navy	41
26 Roanoke College	0	26 Marine Officers	6	33 William & Mary	19	19 Gallaudet	6
30 Washington and Lee	0	0 at Virginia	6	0 at Virginia	0	0 Virginia Tech (Roanoke)	6
42 N.C. State (Atlanta)	6	6 St. John's	17	22 St. John's	0	25 Totals	60
4 Virginia Tech (Lynchburg)	12	0 Augusta Military Acad.	6	8 Richmond	0		
164 Totals	12	5 Virginia Tech (Roanoke)	70	5 Catholic U	0		
		Totals	70	5 St. John's (Roanoke)	0		
1896 (3-4)		1905 (2-5-1)		1912 (7-1)		1919 (6-2)	
VMI	OPP.	VMI	OPP.	VMI	OPP.	VMI	OPP.
12 Washington and Lee	0	0 N.C. State	5	38 Rollers (AMA)	0	3 Hampden-Sydney	0
0 at Washington and Lee	6	6 Davidson	8	5 Davidson (Roanoke)	0	21 W&M (Richmond)	3
42 Alleghany Institute	0	0 UNC (Winston-Salem)	17	6 N.C. State	0	0 at Virginia	7
0 St. Alban's	22	0 Virginia Tech (Richmond)	34	25 Randolph-Macon	0	0 N.C. State (Roanoke)	21
14 St. John's	0	0 Randolph-Macon	0	6 at Virginia	22	29 at North Carolina	7
0 Virginia Tech (Roanoke)	24	11 St. John's	10	38 Richmond	0	14 Davidson (Lynchburg)	7
0 Virginia (Lynchburg)	46	6 William & Mary	29	80 Catholic U	36	41 Roanoke	0
68 Totals	98	0 at Navy	103	5 St. John's (Roanoke)	0	13 Virginia Tech (Roanoke)	0
		26 Marine Officers	6	203 Totals	0	121 Totals	45
1897 (3-2)		1906 (4-4)		1913 (7-1-2)		1920 (9-0)	
VMI	OPP.	VMI	OPP.	VMI	OPP.	VMI	OPP.
14 Columbia	4	0 N.C. State	17	27 Hampden-Sydney	0	54 Roanoke	0
0 at Vanderbilt	12	6 Davidson	6	20 Richmond Medical	3	136 Hampden-Sydney	0
20 at Roanoke College	6	0 UNC (Winston-Salem)	6	26 Gallaudet	0	22 at Virginia	6
42 Hampden-Sydney	0	0 Virginia Tech (Richmond)	34	0 at Virginia	0	35 Citadel (Lynchburg)	0
0 St. Alban's (Lynchburg)	4	0 Randolph-Macon	0	3 at Kentucky	0	0 at Pennsylvania	7
76 Totals	26	23 William & Mary	29	3 St. John's	6	14 N.C. State (Petersburg)	0
		0 at Navy	103	34 Roanoke College	54	23 at North Carolina	0
		Totals	103	21 at John's Hopkins	0	96 Catholic U	0
1898 (4-2)		1907 (5-3)		1914 (4-4)		1921 (9-0)	
VMI	OPP.	VMI	OPP.	VMI	OPP.	VMI	OPP.
33 Columbia	0	0 N.C. State	17	18 Hampden-Sydney	0	54 Roanoke	0
16 Richmond	0	6 Davidson	6	10 Richmond	10	136 Hampden-Sydney	0
29 at Washington and Lee	5	0 St. John's	6	28 William & Mary	0	22 at Virginia	6
22 St. Alban's	5	6 Roanoke College	5	6 Gallaudet	0	35 Citadel (Lynchburg)	0
5 Georgetown (Richmond)	11	33 Maryland	5	7 at Kentucky	0	0 at Pennsylvania	7
5 at Navy	20	10 Rollers (AMA)	0	3 St. John's	6	14 N.C. State (Petersburg)	0
110 Totals	41	4 at Richmond	49	34 Roanoke College	54	23 at North Carolina	0
		Totals	49	21 at John's Hopkins	0	96 Catholic U	0
1899 (1-0)		1908 (3-2)		1915 (6-2-1)		1922 (9-0)	
VMI	OPP.	VMI	OPP.	VMI	OPP.	VMI	OPP.
39 Washington & Lee	0	30 Hampden-Sydney	0	25 Hampden-Sydney	0	54 Roanoke	0
39 Totals	0	0 at Georgetown	5	19 William & Mary	0	136 Hampden-Sydney	0
		46 at Washington and Lee	6	7 Gallaudet	0	22 at Virginia	6
		0 Virginia (Lynchburg)	29	0 Richmond	0	35 Citadel (Lynchburg)	0
		0 Virginia Tech (Norfolk)	21	10 Staunton Mil. Academy	0	0 at Pennsylvania	7
		44 Maryland	0	0 Virginia Tech (Roanoke)	10	14 N.C. State (Petersburg)	0
		Totals	61	120 Totals	20	23 at North Carolina	0
					21 Wake Forest	6	
					6 Clemson (Richmond)	3	
					9 Virginia Tech (Roanoke)	27	
					103 Totals	102	

1921 (3-5-1)

VMI	
13	Roanoke
32	Hampden-Sydney
20	Wake Forest
7	Virginia
7	at Pennsylvania
7	UNC (Richmond)
7	at N.C. State
7	at Kentucky
7	Virginia Tech (Roanoke)
107	Totals

1922 (7-2)

VMI	
34	at Lynchburg
50	Roanoke
62	Morris-Harvey
14	at Virginia
14	N.C. State (Norfolk)
61	Catholic U
7	UNC (Richmond)
46	at George Washington
3	Virginia Tech (Roanoke)
291	Totals

1923 (9-1)

VMI	
6	U.S. Marines
33	Lynchburg
7	at Georgia Tech
27	Roanoke
35	at Virginia
22	N.C. State
46	Emory & Henry
9	UNC (Richmond)
33	at Tennessee
6	Virginia Tech (Roanoke)
224	Totals

1924 (6-3-1)

VMI	
33	Wofford
39	Emory & Henry
0	at Georgia Tech
28	Roanoke
0	at Virginia
17	N.C. State (Richmond)
0	at North Carolina
10	at Kentucky
25	Hampden-Sydney
0	Virginia Tech (Roanoke)
152	Totals

1925 (6-4)

VMI	
33	Lynchburg College
27	N.C. State (Richmond)
9	Wofford
46	Emory & Henry
0	at Georgia Tech
17	Roanoke
10	at Virginia
27	UNC (Richmond)
0	Kentucky (Charleston, W.Va.)
0	Virginia Tech (Roanoke)
169	Totals

1926 (5-5)

VMI	
20	Wofford
10	Richmond
0	at Kentucky
7	Roanoke
7	Virginia
7	N.C. State (Richmond)
12	Davidson (Lynchburg)
0	at North Carolina
10	Kentucky (Charleston, W.Va.)
7	Virginia Tech (Roanoke)
80	Totals

1927 (6-4)

OPP.	VMI	
0	37	Wofford
0	22	Richmond
0	0	at Georgia Tech
14	32	Roanoke
21	8	at Virginia
20	6	Maryland (Richmond)
7	20	at Davidson
14	7	North Carolina
26	0	Kentucky (Charleston, W.Va.)
12	12	Virginia Tech (Roanoke)
144	Totals	

1928 (5-3-2)

OPP.	VMI	
7	14	Hampden-Sydney
0	6	Richmond
0	0	at Georgia Tech
0	31	Roanoke
0	9	Virginia
9	0	Maryland (Richmond)
0	13	Davidson
7	0	Clemson (Lynchburg)
6	6	Kentucky
16	16	Virginia Tech (Roanoke)
95	Totals	

1929 (8-2)

OPP.	VMI	
0	19	Hampden-Sydney
10	6	at Richmond
6	40	at Florida
0	7	The Citadel
7	12	at Virginia
0	20	at Maryland (Richmond)
0	7	at Davidson
0	12	Clemson (Norfolk)
0	12	Kentucky
14	14	Virginia Tech (Roanoke)
155	Totals	

1930 (3-6)

OPP.	VMI	
0	12	Richmond
3	6	St. John's
13	6	at The Citadel
7	0	Virginia
3	0	Maryland (Richmond)
3	6	Davidson
0	0	Clemson
0	0	at Kentucky
0	0	Virginia Tech (Roanoke)
29	Totals	

1931 (3-6-1)

OPP.	VMI	
0	6	Hampden-Sydney
0	0	Richmond
0	0	at Duke
33	13	The Citadel
14	18	at Virginia
18	20	Maryland (Richmond)
23	0	at Davidson
7	7	Clemson (Norfolk)
7	12	Kentucky
6	6	Virginia Tech (Roanoke)
108	Totals	

1932 (2-8)

OPP.	VMI	
0	18	King College
13	0	at Kentucky
13	0	Duke
14	6	at The Citadel
0	0	Davidson
7	6	Virginia
28	7	Maryland (Richmond)
9	7	W&M (Richmond)
14	0	Richmond
0	0	Virginia Tech (Roanoke)
44	Totals	

1933 (2-7-1)

OPP.	VMI	
0	0	Emory & Henry
0	6	Duke (Greensboro)
7	0	at Army
0	0	at Davidson
13	19	Maryland
10	13	at Virginia
0	0	William & Mary (Norfolk)
0	6	at Kentucky
25	0	at Richmond
9	0	Virginia Tech (Roanoke)
64	44	Totals

1934 (1-8)

OPP.	VMI	
7	0	Duke
6	6	at South Carolina
13	6	at Columbia
13	0	at Richmond
0	13	Virginia
0	13	William & Mary (Norfolk)
0	0	at Maryland
12	13	at Davidson
18	0	Virginia Tech (Roanoke)
6	51	Totals
75		

1935 (2-7-1)

OPP.	VMI	
26	0	Hampden-Sydney (Lynchburg)
0	0	at Tulane
0	0	at Columbia
12	6	Richmond
7	0	Maryland
7	0	at Virginia
6	19	at William & Mary
6	0	North Carolina
0	6	Davidson
23	6	Virginia Tech (Roanoke)
0	63	Totals
61		

1936 (6-4)

OPP.	VMI	
19	0	Wofford
0	24	South Carolina
0	0	at Kentucky
7	13	at Davidson
13	0	at Columbia
20	20	at Richmond
0	12	Virginia
32	21	at William & Mary
26	13	at Maryland
24	0	Virginia Tech (Roanoke)
122	122	Totals

1937 (5-5)

OPP.	VMI	
0	6	Elon
7	7	Temple
13	20	William & Mary (Norfolk)
13	7	Davidson
3	21	at Richmond
41	26	at Virginia
7	7	at Army
6	7	Maryland
20	27	The Citadel
13	6	Virginia Tech (Roanoke)
123	134	Totals

1938 (6-1-4)

OPP.	VMI	
6	33	Elon
23	12	at Virginia
44	0	at Navy
12	7	Clemson (Charlotte)
12	13	at Richmond
4	14	at William & Mary
12	47	at Maryland
20	6	Wake Forest
7	19	Davidson
26	6	Roanoke College
2	2	Virginia Tech (Roanoke)
166	159	Totals

1939 (6-3-1)

OPP.	VMI	
20	41	Roanoke
37	0	at Kentucky
32	2	Davidson (Bluefield)
6	20	at Vanderbilt
13	16	Virginia
12	7	at Columbia
14	0	at Richmond
21	7	Duke
15	13	Maryland (Norfolk)
0	19	Virginia Tech (Roanoke)
170	125	Totals

1940 (7-2-1)

OPP.	VMI	
46	33	Roanoke
22	0	at Duke
29	13	Newberry
7	13	at Davidson
17	7	at Virginia
6	7	at Richmond
23	0	William & Mary
27	20	Washington U
13	20	Maryland (Lynchburg)
14	14	Virginia Tech (Roanoke)
127	Totals	

1941 (4-6)

OPP.	VMI	
44	7	Clemson (Lynchburg)
12	13	at Temple
13	20	at Army
6	7	Virginia
0	25	at Richmond
0	13	Davidson (Lynchburg)
56	0	William & Mary
14	27	at Maryland
12	15	Virginia Tech (Lynchburg)
157	7	at Miami (FL)10
134	Totals	

1942 (3-5-1)

OPP.	VMI	
0	0	Clemson (Lynchburg)
38	6	at Temple
38	38	at Virginia
38	29	Maryland
0	20	at Richmond
6	6	Davidson (Lynchburg)
0	0	at Wake Forest
7	6	William & Mary (Norfolk)
6	6	Virginia Tech (Roanoke)
140	111	Totals

1943 (2-6)

OPP.	VMI	
12	0	at Temple
18	13	Davidson
9	12	Clemson (Roanoke)
0	0	at Richmond
7	0	Wake Forest (Lynchburg)
7	0	Virginia
20	7	at Georgia
9	14	Maryland (Roanoke)
0	46	Totals
94		

1944 (1-8)

OPP.	VMI	
26	6	Catawba
7	7	at Richmond
12	2	Wake Forest (Greensboro)
26	0	at Kentucky
7	6	Virginia (Lynchburg)
6	12	N.C. State
0	0	at Clemson
14	6	William & Mary (Portsmouth)
6	65	Maryland (Roanoke)
86	231	Totals

2013 VMI Football Fact Book

1945 (5-4)

VMI	
37 Emory & Henry	0
40 at Richmond	6
7 Virginia (Lynchburg)	40
21 N.C. State	14
9 at William & Mary	13
27 Vanderbilt	13
0 at Maryland	38
7 Catawba	14
7 Virginia Tech (Roanoke)	0
155 Totals	138

1946 (4-5-1)

VMI	
21 Catawba	7
7 at Richmond	7
0 at Georgia Tech	32
8 at Virginia	19
25 Davidson	0
0 at William & Mary	41
7 N.C. State (Roanoke)	49
26 at Furman	7
21 The Citadel	6
7 Virginia Tech (Roanoke)	20
122 Totals	188

1947 (3-5-1)

VMI	
13 Catawba	6
13 George Washington	7
0 at Georgia Tech	20
20 at Richmond	21
6 Virginia	35
14 at Davidson	14
20 at William & Mary	28
6 at The Citadel	7
28 Virginia Tech (Roanoke)	14
120 Totals	152

1948 (6-3)

VMI	
28 Catawba	6
26 at George Washington	6
0 *William & Mary	31
9 at Richmond	0
14 at Virginia	26
33 Davidson	6
6 at Tulane	28
34 The Citadel	6
33 Virginia Tech (Roanoke)	7
183 Totals	116

* Oyster Bowl - Norfolk, Va.

1949 (3-5-1)

VMI	
7 Quantico Marines	14
14 G. Washington (Lynchburg)	7
6 at William & Mary	54
14 *Richmond	7
13 Virginia (Lynchburg)	32
14 at Army	40
47 Davidson	6
14 at The Citadel	19
28 Virginia Tech (Roanoke)	28
157 Totals	207

* Tobacco Bowl-Richmond

1950 (6-4)

VMI	
S23 25 Wm. & Mary (Roanoke)	19
S29 12 at G. Washington	15
O7 26 at Richmond	14
O14 0 at Texas A & M	52
O21 13 at Virginia	26
O28 13 Catawba	14
N4 46 at Davidson	6
N11 14 at Georgia Tech	13
N18 13 The Citadel	7
N23 27 Va. Tech (Roanoke)	0
189 Totals	166

1951 (7-3)

Southern Conference Champions

VMI		OPP.
S15 7 at Cincinnati	26	S21 7 at Tampa
S22 29 Wofford	6	S28 21 at Holy Cross
S29 34 at Richmond	0	O5 28 at Richmond
O6 20 at William & Mary	7	O12 26 Davidson
O20 14 at Virginia	34	O19 14 at William & Mary
O27 34 at Catawba	14	O26 26 GWU (Roanoke)
N3 35 Davidson	13	N2 20 at Virginia
N10 7 at Georgia Tech	34	N9 12 at Lehigh
N17 27 at The Citadel	21	N16 33 The Citadel
N22 20 Virginia Tech (Roanoke)	7	N28 14 Virginia Tech (Roanoke)
227 Totals	162	201 Totals

1952 (3-6-1)

VMI		OPP.
S20 13 William & Mary (Roanoke)	34	S20 46 Morehead State
S26 0 at Miami (FL)	45	S27 33 at Villanova
O4 28 Richmond	14	O4 12 Richmond
O10 28 at Florida State	7	O11 6 William & Mary (Bluefield)
O18 14 *Virginia	33	O18 13 at Tampa
O24 20 at George Washington	20	O25 42 at Davidson
N1 14 at Army	42	N1 33 Virginia (Norfolk)
N8 21 W. Virginia (Roanoke)	39	N8 7 Lehigh (Lynchburg)
N15 20 The Citadel	19	N15 6 at The Citadel
N27 7 Virginia Tech (Roanoke)	26	N27 16 Virginia Tech (Roanoke)
165 Totals	279	214 Totals

* Tobacco Bowl - Richmond, Va.

1953 (5-5)

VMI		OPP.
S19 44 Catawba	0	S19 46 at Marshall
S26 13 George Washington	14	S26 0 at Penn State
O3 7 at Richmond	13	O3 14 Richmond (Portsmouth)
O10 14 at The Citadel	0	O10 19 Virginia (Lynchburg)
O17 21 at Virginia	6	O17 26 William & Mary (Norfolk)
O24 20 at West Virginia	52	O24 34 Davidson
O31 7 at Florida State	12	O30 28 at George Washington
N7 20 William & Mary (Roanoke)	19	N7 7 at Lehigh
N14 0 at Cincinnati	67	N14 32 The Citadel
N26 28 Virginia Tech (Roanoke)	13	N26 37 Virginia Tech (Roanoke)
174 Totals	196	243 Totals

1954 (4-6)

VMI		OPP.
S18 0 Davidson	19	S17 33 at William & Mary
S25 16 at George Washington	14	S24 28 at Buffalo
O2 19 at Richmond	6	O1 21 Richmond
O9 0 at Boston College	44	O7 34 at George Washington
O16 0 at Virginia	21	O15 30 at Virginia
O23 6 West Virginia (Bluefield)	40	O22 14 at Boston College
O30 19 Florida State (Lynchburg)	33	O29 8 at Memphis State
N6 21 William & Mary (Roanoke)	0	N5 18 Lehigh
N13 42 The Citadel	46	N12 20 at The Citadel
N25 9 Virginia Tech (Roanoke)	46	N24 12 Va. Tech (Roanoke)
132 Totals	223	218 Totals

1955 (1-9)

VMI		OPP.
S17 7 at Tulane	20	S16 33 at Marshall
S24 6 George W. Wash. (Roanoke)	25	S23 0 at Villanova
O1 0 Richmond	21	S29 8 at Richmond
O8 12 West Virginia (Bluefield)	47	O7 6 at G. Washington
O15 13 at Virginia	20	O14 7 Virginia (Norfolk)
O22 7 Davidson	21	O21 13 at Davidson
O29 13 at William & Mary	20	O28 14 at William & Mary
N5 0 at Lehigh	39	N4 8 The Citadel
N12 14 at The Citadel	7	N11 39 at Buffalo
N19 13 Virginia Tech (Roanoke)	39	N23 6 Virginia Tech (Roanoke)
85 Totals	259	134 Totals

1956 (3-6-1)

VMI		OPP.
S15 47 at Stetson	6	S16 46 Davidson
S22 0 at Virginia	18	S23 9 at West Virginia
S29 12 at Army	32	S30 0 Richmond
O6 35 at Richmond	20	O7 28 *William & Mary
O13 20 Lehigh	27	O14 22 The Citadel (Roanoke)
O19 14 at George Washington	40	O21 6 at Georgia
O27 13 at Davidson	13	O28 18 at Virginia
N3 20 W&M (Lynchburg)	6	N4 38 Akron
N10 6 at West Virginia	13	N11 26 at Boston College
N22 0 Virginia Tech (Roanoke)	45	N23 12 Va. Tech (Roanoke)
167 Totals	220	205 Totals

1957 (9-0-1)

Southern Conference Champions

VMI		OPP.
S21 7 at Tampa	0	S15 22 G. Wash. (Lynchburg)
S28 21 at Holy Cross	21	S22 0 at Villanova
O5 28 at Richmond	6	S28 21 at Richmond
O12 26 Davidson	14	O6 0 at Boston College
O19 14 at William & Mary	13	O13 6 at Virginia
O26 26 GWU (Roanoke)	20	O20 20 Davidson
N2 20 at Virginia	7	O27 6 William & Mary
N9 12 at Lehigh	7	N3 16 at The Citadel
N16 33 The Citadel	7	N10 14 at Holy Cross
N28 14 Virginia Tech (Roanoke)	6	N22 14 Virginia Tech (Roanoke)
201 Totals	101	119 Totals

1958 (6-2-2)

VMI		OPP.
S20 46 Morehead State	20	S21 14 George Washington
S27 33 at Villanova	6	S28 6 at Iowa State
O4 12 Richmond	6	O5 10 at Davidson
O11 6 William & Mary (Bluefield)	6	O12 0 Virginia (Richmond)
O18 13 at Tampa	12	O19 12 *Navy
O25 42 at Davidson	7	O25 7 at Richmond
N1 33 Virginia (Norfolk)	0	N2 26 at William & Mary
N8 7 Lehigh (Lynchburg)	7	N9 12 at Holy Cross
N15 6 at The Citadel	14	N16 33 The Citadel
N27 16 Virginia Tech (Roanoke)	21	N28 20 Virginia Tech (Roanoke)
214 Totals	99	140 Totals

* Oyster Bowl - Norfolk, Va.

1959 (8-1-1) Southern Conference Champions

VMI		OPP.
S19 46 at Marshall	0	S19 12 William & Mary
S26 0 at Penn State	21	S26 14 at Richmond
O3 14 Richmond (Portsmouth)	14	O3 7 at Villanova
O10 19 Virginia (Lynchburg)	12	O10 19 *Virginia
O17 26 William & Mary (Norfolk)	7	O17 10 at Buffalo
O24 34 Davidson	7	O24 35 Davidson
O30 28 at George Washington	6	O31 6 at Tulane
N7 7 at Lehigh	6	N6 7 at Detroit
N14 32 The Citadel	8	N14 0 at The Citadel
N26 37 Virginia Tech (Roanoke)	12	N26 13 Virginia Tech (Roanoke)
243 Totals	93	123 Totals

1964 (1-9)

VMI		OPP.
S19 12 William & Mary	14	S19 12 William & Mary
S26 14 at Richmond	20	S26 14 at Richmond
O3 7 at Villanova	27	O3 7 at Villanova
O10 19 *Virginia	20	O10 19 *Virginia
O17 10 at Buffalo	14	O17 10 at Buffalo
O24 35 Davidson	0	O24 35 Davidson
O31 6 at Tulane	25	O31 6 at Tulane
N6 7 at Detroit	28	N6 7 at Detroit
N14 0 at The Citadel	17	N14 0 at The Citadel
N26 13 Virginia Tech (Roanoke)	35	N26 13 Virginia Tech (Roanoke)
123 Totals	200	123 Totals

* Tobacco Bowl - Richmond, Va.

1965 (3-7)

VMI		OPP.
S18 21 at William & Mary	32	S18 21 at William & Mary
S25 7 at Army	21	S25 7 at Army
O2 0 at George Washington	14	O2 0 at George Washington
O9 10 at Virginia	14	O9 10 at Virginia
O16 0 at Southern Mississippi	3	O16 0 at Southern Mississippi
O23 16 at Davidson	10	O23 16 at Davidson
O30 12 at Boston College	41	O30 12 at Boston College
N6 21 Richmond	14	N6 21 Richmond
N13 21 The Citadel	7	N13 21 The Citadel
N25 13 Va. Tech (Roanoke)	44	N25 13 Va. Tech (Roanoke)
121 Totals	200	121 Totals

1966 (2-8)

VMI		OPP.
S17 14 at Villanova	13	S17 14 at Villanova
S24 7 Georgia (Roanoke)	43	S24 7 Georgia (Roanoke)
O1 0 at Boston College	14	O1 0 at Boston College
O7 34 at Richmond	20	O7 34 at Richmond
O15 27 at Virginia	38	O15 27 at Virginia
O22 0 George Washington	13	O22 0 George Washington
O29 15 William & Mary	22	O29 15 William & Mary
N5 6 at So. Mississippi	42	N5 6 at So. Mississippi
N12 14 at The Citadel	30	N12 14 at The Citadel
N24 12 Va. Tech (Roanoke)	70	N24 12 Va. Tech (Roanoke)
129 Totals	305	129 Totals

1967 (6-4)

VMI		OPP.
S16 46 Davidson	21	S16 46 Davidson
S23 9 at West Virginia	21	S23 9 at West Virginia
S30 0 Richmond	3	S30 0 Richmond
O7 28 *William & Mary	33	O7 28 *William & Mary
O14 22 The Citadel (Roanoke)	11	O14 22 The Citadel (Roanoke)
O21 6 at Georgia	56	O21 6 at Georgia
O28 18 at Virginia	13	O28 18 at Virginia
N4 38 Akron	14	N4 38 Akron
N11 26 at Boston College	13	N11 26 at Boston College
N23 12 Va. Tech (Roanoke)	10	N23 12 Va. Tech (Roanoke)
205 Totals	195	205 Totals

* Tobacco Bowl - Richmond, Va.

2013 VMI Football Fact Book

1968 (1-9)

VMI		
S21	12	at Vanderbilt
S28	0	at Virginia
O5	13	Villanova
O11	7	W.Virginia (Roanoke)
O19	8	at The Citadel
O26	10	William & Mary
N2	0	at Richmond
N9	21	at Davidson
N16	13	at Boston College
N28	6	Va. Tech (Roanoke)
90	Totals	

1969 (0-10)

VMI		
S20	0	at Rice
S27	0	Richmond
O4	0	at West Virginia
O11	10	*Virginia
O18	2	The Citadel
O25	17	at William & Mary
N1	6	at Davidson
N8	11	at North Carolina
N15	32	at Boston College
N27	0	Va. Tech (Roanoke)
78	Totals	

* Tobacco Bowl - Richmond, Va.

1970 (1-10)

VMI		
S12	13	Furman
S19	0	at Rice
S26	10	at West Virginia
O3	3	at Boston College
O10	10	at Virginia
O17	10	William & Mary
O24	9	at The Citadel
O31	21	Davidson
N7	13	at North Carolina
N14	17	at Richmond
N21	14	Va. Tech (Roanoke)
120	Totals	

1971 (1-10)

VMI		
S18	27	Davidson
S25	3	at Villanova
O2	0	at Furman
O9	24	The Citadel
O16	6	at Richmond
O23	7	at William & Mary
O30	0	at Maryland
N6	0	at So. Mississippi
N13	3	at West Virginia
N20	8	Chattanooga
N27	0	Va. Tech (Roanoke)
78	Totals	

1972 (2-9)

VMI		
S9	3	East Carolina
S16	14	Davidson
S23	16	at Maryland
S30	15	at Richmond
O7	3	at The Citadel
O14	14	at Virginia
O21	3	William & Mary
O28	10	at Dayton
N4	31	Furman
N11	24	at West Virginia
N18	17	at UT-Chattanooga
150	Totals	

1973 (3-8)

VMI		
S8	0	at Virginia
S15	8	Navy
S22	0	at Richmond
S29	0	at Tulane
O6	23	The Citadel
O13	7	at East Carolina
O20	13	at Furman
O27	14	at William & Mary
N3	24	Davidson
N10	7	at Georgia Tech
N17	22	at Virginia Tech
118	Totals	

OPP.

25
19
14
13
20
35
17
45
55
17
14
31
23

OPP.

55
20
32
28
28
25
59
61
49
52
409

OPP.

0
42
47
56
49
24
56
55
62
40
20
451

OPP.

3
13
14
25
21
12
38
38
28
31
34
257

OPP.

30
18
28
34
42
45
31
14
7
50
0
299

OPP.

16
37
35
42
6
42
19
45
17
36
21
316

1974 (7-4)

Southern Conference Champions

VMI		
S14	7	Furman
S21	7	at Vanderbilt
S28	43	at Davidson
O5	22	*Virginia Tech
O12	20	at The Citadel
O19	14	at So. Mississippi
O26	31	William & Mary
N2	14	at Richmond
N9	10	at Virginia
N16	31	Colgate
N23	13	East Carolina
212	Totals	

* Tobacco Bowl - Richmond, Va.

1975 (3-8)

VMI		
S13	9	Delaware
S20	21	at Virginia
S27	55	Davidson
O4	13	at Furman
O11	10	at Georgia Tech
O18	19	*Richmond
O25	3	The Citadel
N8	7	William & Mary
N15	0	at Virginia Tech
N22	12	at East Carolina
N29	13	at Connecticut
162	Totals	

* Tobacco Bowl - Richmond, Va.

1976 (5-5)

VMI		
S11	20	at William & Mary
S18	12	Appalachian State
S25	0	at Richmond
O2	17	Furman
O9	7	*Virginia Tech
O16	3	East Carolina
O23	10	at Delaware
O30	13	**Virginia
N6	30	at The Citadel
N20	26	Indiana State
138	Totals	

* Tobacco Bowl - Richmond, Va.

** Oyster Bowl - Norfolk, Va.

1977 (7-4)

Southern Conference Champions

VMI		
S10	23	William & Mary
S17	14	at Army
S24	13	at East Carolina
O8	25	Richmond
O15	19	The Citadel
O22	20	at Lehigh
O29	21	Davidson
N5	30	at Virginia
N12	31	at Furman
N19	20	Rhode Island
N26	7	at Virginia Tech
223	Totals	

1978 (3-8)

VMI		
S9	3	at William & Mary
S16	25	Bucknell
S23	3	at The Citadel
S30	17	at Virginia
O7	6	East Carolina
O14	23	*Richmond
O21	10	Lehigh
O28	12	Western Carolina
N4	3	at Georgia
N11	10	Appalachian State
N18	2	at Virginia Tech
114	Totals	

* Tobacco Bowl - Richmond, Va.

1979 (6-4-1)

VMI		
S8	7	William & Mary
S15	17	Richmond
S22	0	at Virginia
S29	10	at East Carolina
O6	24	East Tennessee St.
O13	27	at Appalachian St.
O20	6	The Citadel
O27	21	Furman
N3	13	Connecticut
N10	13	at Marshall
N17	20	Virginia Tech
158	Totals	

1980 (3-7-1)

VMI		
S6	14	at Western Carolina
S13	13	at William & Mary
S20	17	Marshall
S27	16	at Furman
O4	0	at The Citadel
O11	10	U.T./Chattanooga
O18	22	at Richmond
O25	6	Villanova
N1	22	at Boston University
N8	16	Appalachian State
N15	6	*Virginia Tech
142	Totals	

* Oyster Bowl - Norfolk, Va.

1981 (6-3-1)

VMI		
S12	21	Western Carolina
S19	14	at Army
S26	31	William & Mary
O10	14	*The Citadel
O17	14	at Appalachian St.
O24	20	at Marshall
O31	10	at Virginia
N7	14	Richmond
N14	21	Furman
N21	6	at Virginia Tech
165	Totals	

* Oyster Bowl, Norfolk, Va.

1982 (5-6)

VMI		
S11	21	at East Tenn. State
S18	12	at William & Mary
S25	69	Central Florida
O2	3	at Furman
O9	7	at The Citadel
O16	35	James Madison
O23	14	*Richmond
O30	0	at Virginia
N6	20	Marshall
N13	31	Appalachian State
N20	3	**Virginia Tech
221	Totals	

* Tobacco Bowl - Richmond, Va.

** Oyster Bowl - Norfolk, Va.

1983 (2-9)

VMI		
S10	14	William & Mary
S17	0	at Appalachian St.
S24	0	at Virginia Tech
O1	0	Furman
O8	6	The Citadel
O15	10	at Virginia
O22	24	East Tenn. State
O29	19	Richmond
N5	6	at U.T.-Chattanooga
N12	14	Maine
N19	7	at Marshall
100	Totals	

1984 (1-9)

VMI		
S8	13	at William & Mary
S15	7	at Virginia
S22	16	Western Carolina
S29	20	Appalachian State
O6	7	*Virginia Tech
O20	0	U.T.-Chattanooga
O27	3	at Richmond
N3	24	at The Citadel
N10	17	at James Madison

OPP.

3
7
19
45
14
22
37
20
13
3
27

N17	14	Boston University	41
121	Totals		320

* Oyster Bowl - Norfolk, Va.

1985 (3-7-1)

VMI			OPP.
S14	15	at Virginia	40
S21	14	Richmond	28
S28	7	at North Carolina	51
O5	14	The Citadel	14
O12	23	East Tennessee State	19
O19	16	at Marshall	21
O26	39	William and Mary	38
N2	10	at Appalachian St.	26
N9	14	James Madison	7
N16	7	at U.T.-Chattanooga	54
N23	30	at Western Carolina	35
189	Totals		333

1986 (1-10)

VMI			OPP.
S13	22	at William & Mary	37
S20	3	Furman	34
S27	7	at James Madison	39
O4	9	Marshall	16
O11	47	at The Citadel	30
O18	9	at Richmond	40
O25	0	at Western Carolina	34
N1	9	Central Florida	38
N8	6	at Georgia Tech	52
N15	6	Appalachian State	19
N22	20	at East Tennessee St.	31
138	Totals		370

1987 (4-7)

VMI			OPP.
S12	24	West Virginia Tech	3
S19	10	at Appalachian St.	27
S26	27	Wofford	11
O3	0	at Virginia	30
O10	7	at The Citadel	3
O17	17	James Madison	20
O24	7	at Marshall	42
O31	6	*William & Mary	17
N7	0	at Furman	38
N14	20	East Tennessee St.	13
N21	0	U.T.-Chattanooga	31
118	Totals		235

* Oyster Bowl - Norfolk, Va.

1988 (2-9)

VMI			OPP.
S3	10	at East Tennessee State	26
S10	7	at William & Mary	30
S17	13	Richmond	14
S24	20	Marshall	24
O1	13	at Furman	31
O8	20	Appalachian State	34
O22	0	at James Madison	37
O29	18	Wofford	17
N5	7	at Georgia Tech	34
N12	20	*The Citadel	31
N19	24	Western Carolina	20
152	Totals		298

* Oyster Bowl - Norfolk, Va.

1989 (2-8-1)

VMI			OPP.
S2	16	East Tennessee State	17
S9	7	at North Carolina	49
S16	17	William & Mary	24
S23	22	at Richmond	27
S30	6	Furman	30
O7	0	at Appalachian State	34
O21	0	at James Madison	25
O28	10	at Marshall	40
N4	39	Davidson	36
N11	20	The Citadel	10
N18	14	at U.T.-Chattanooga	14
151	Totals		306

2013 VMI Football Fact Book

1990 (4-7)

VMI	OPP.
S1 24 Catawba	7
S8 20 at Western Carolina	28
S15 24 James Madison	21
S22 17 at Army	41
O6 22 at Furman	51
O13 47 *William & Mary	59
O20 66 West Virginia Tech	27
O27 7 Marshall	52
N3 3 at The Citadel	23
N10 0 Appalachian State	17
N17 21 at East Tennessee State	20
251 Totals	346

* Oyster Bowl - Norfolk, Va.

1991 (4-7-0)

VMI	OPP.
S7 35 East Tennessee State	20
S14 19 at Appalachian State	24
S21 42 Lafayette	21
S28 38 at Richmond	27
O5 28 Furman	46
O12 26 William & Mary	40
O26 14 *The Citadel	17
N2 0 at Virginia	42
N9 27 Western Carolina	25
N16 0 at Marshall	61
N23 14 at U.T.-Chattanooga	50
243 Totals	373

* Oyster Bowl - Norfolk, VA

1992 (3-8)

VMI	OPP.
S5 16 at East Tennessee State	18
S12 16 at William & Mary	21
S19 16 Marshall	34
S26 48 West Virginia Tech	8
O3 13 at Furman	41
O10 25 at Western Carolina	28
O17 12 Appalachian State	27
O24 18 *Richmond	41
N7 44 Wofford	13
N14 0 at The Citadel	50
N21 37 U.T.-Chattanooga (OT)	34
245 Totals	315

* Oyster Bowl - Norfolk, VA

1993 (1-10)

VMI	OPP.
S4 14 at Richmond	38
S18 7 East Tennessee State	10
S25 9 at Army	31
O2 6 *William & Mary	49
O9 0 at Marshall	51
O16 35 U.T.-Chattanooga (2OT)	29
O23 0 Georgia Southern	57
O30 0 at Furman	24
N6 14 at Western Carolina	38
N13 33 at The Citadel	34
N20 21 Appalachian State	35
139 Totals	396

* Oyster Bowl - Norfolk, Va.

1994 (1-10)

VMI	OPP.
S3 31 Richmond	34
S17 21 at East Tennessee State	31
S24 7 at William & Mary	45
O1 0 at Georgia Southern	49
O8 7 Marshall	49
O15 14 at U.T.-Chattanooga	49
O22 11 Furman	28
O29 7 Western Carolina	33
N5 15 James Madison	38
N12 14 *The Citadel	58
N19 26 at Appalachian State (OT)	23
153 Totals	437

* Oyster Bowl - Norfolk, Va.

1995 (4-7)

VMI	OPP.
S2 28 at Richmond	51
S9 50 Liberty	31
S16 37 East Tennessee State	23
S23 24 at Furman	55
S30 7 William & Mary	27
O7 21 at Marshall	56
O14 17 U.T.-Chattanooga	12
O28 14 at Western Carolina	31

N4 24 Appalachian State	26
N11 34 at The Citadel	7
N18 13 *Georgia Southern	31
153 Totals	437

* Oyster Bowl - Norfolk, Va.

1996 (3-8)

VMI	OPP.
S7 7 at Mississippi	31
S14 21 at William & Mary	40
S21 0 at East Tennessee State	38
S28 14 Furman	31
O5 17 at Georgia Southern	20
O12 20 Marshall	45
O19 28 at U.T.-Chattanooga	14
N2 14 Western Carolina	28
N9 20 Richmond	7
N16 34 The Citadel (2OT)	27
N23 14 at Appalachian State	26
189 Totals	296

1997 (0-11)

VMI	OPP.
S6 13 at Wofford	23
S13 12 William & Mary	41
S20 3 at Richmond	56
S27 14 at Furman	35
O4 0 Georgia Southern	49
O11 24 Chattanooga	27
O18 7 at Navy	42
N1 0 at Western Carolina	24
N8 7 Appalachian State	42
N15 6 at The Citadel	28
N22 7 East Tennessee State	17
93 Totals	384

1998 (1-10)

VMI	OPP.
S5 26 Lenoir-Rhyne	7
S12 0 at William & Mary	49
S19 8 at East Tennessee State	44
S26 14 Furman	51
O3 7 at Georgia Southern	63
O10 20 Wofford	42
O17 7 at Chattanooga	45
O24 38 Morehead State	41
O31 17 Western Carolina	39
N7 0 at Appalachian State	51
N14 10 The Citadel	36
147 Totals	468

1999 (1-10)

VMI	OPP.
S4 6 at Richmond	42
S11 15 Concord	14
S18 17 East Tennessee State	26
S25 0 at Furman	58
O2 0 Georgia Southern	62
O9 10 at Wofford	55
O16 0 Chattanooga	27
O23 14 William & Mary	35
O30 2 at Western Carolina	40
N6 7 Appalachian State	34
N13 6 at The Citadel	7
77 Totals	400

2000 (2-9)

VMI	OPP.
S2 31 Duquesne	57
S9 15 at William & Mary	55
S16 3 at East Tennessee State	38
S23 21 Furman	35
S30 3 at Georgia Southern	56
O7 28 Wofford	45
O14 14 at Chattanooga	27
O21 40 Charleston Southern	7
O28 31 Western Carolina	41
N4 0 at Appalachian State	52
N11 41 The Citadel	21
227 Totals	434

2001 (1-10)

VMI	OPP.
A30 18 at Duquesne	41
S8 0 William & Mary	34
S22 7 at Furman	65
S29 14 Georgia Southern	31
O6 14 at Wofford	59
O13 19 Chattanooga (OT)	16
O27 17 at Western Carolina	44

N3 17 Appalachian State	27
N10 7 at The Citadel	49
N17 28 Samford	46
N22 23 East Tennessee State	34
164 Totals	446

2002 (6-6)

VMI	OPP.
A31 27 at Charleston Southern	24
S7 41 Davidson	16
S14 31 at William & Mary	62
S21 21 at East Tennessee State	35
S28 28 Furman	55
O5 7 at Georgia Southern	52
O12 27 Wofford	16
O19 35 at Chattanooga	31
O26 38 Liberty	14
N2 23 Western Carolina	35
N9 13 at Appalachian State	54
N16 23 vs. The Citadel!	21
314 Totals	415

!- Charlotte, N.C.

2003 (6-6)

VMI	OPP.
A30 10 at Navy	37
S6 31 at Davidson	9
S13 24 William & Mary	34
S20 34 Norfolk State	9
S27 42 Georgetown	14
O4 28 at Liberty	31
O11 50 Charleston Southern	7
O18 25 Gardner-Webb	37
O25 25 at Richmond	35
N1 19 at Coastal Carolina	10
N8 48 Austin Peay	7
N15 23 vs. The Citadel!	27
359 Totals	257

!- Charlotte, N.C.

2004 (0-11)

VMI	OPP.
S4 14 at Ohio	42
S11 7 Richmond	34
S18 10 Tennessee Tech	16
S25 6 at William & Mary	42
O2 24 at Charleston Southern	25
O9 0 at Georgetown	21
O16 14 Coastal Carolina	21
O23 17 at Gardner-Webb	28
O30 10 at James Madison	41
N6 17 Liberty	38
N20 18 Wofford	19
137 Totals	327

2005 (3-8)

VMI	OPP.
S3 33 Davidson	0
S10 7 William & Mary	41
S17 14 at Duke	40
S24 26 Lehigh	28
O1 10 at Liberty	7
O8 34 Charleston Southern	12
O15 23 at Wofford	38
O22 52 Gardner-Webb (3OT)	55
O29 14 at #13 Coastal Carolina	38
N5 3 at #23 Richmond	38
N19 14 The Citadel	22
230 Totals	319

2006 (1-10)

VMI	OPP.
S2 20 Davidson	19
S9 19 at Norfolk State	32
S16 7 at Richmond	58
S23 6 at William & Mary	38
S30 7 James Madison	45
O7 7 at Army	62
O14 27 Coastal Carolina	31
O21 22 at Charleston Southern	27
O28 31 at Gardner-Webb	35
N11 21 at The Citadel	48
N18 32 Liberty	38
199 Totals	433

2007 (2-9)

VMI	OPP.
S1 20 Lock Haven	0
S8 16 William & Mary	63
S15 17 at James Madison	45

S22 6 at Lehigh	37
S29 40 at Robert Morris	13
O13 21 Presbyterian	45
O20 22 Gardner-Webb	36
O27 35 at Coastal Carolina	42
N3 28 Charleston Southern	37
N10 34 at Liberty	73
N17 28 The Citadel	70
267 Totals	461

2008 (4-7)

VMI	OPP.
S6 49 Saint Francis (Pa.)	0
S13 17 at William & Mary	52
S20 69 Chowan	20
S27 31 at Ohio	51
O4 16 Richmond	56
O11 47 Coastal Carolina	20
O25 27 at Gardner-Webb	34
N1 21 at Charleston Southern	31
N8 26 Liberty	38
N15 26 at Stony Brook	40
N22 49 Presbyterian	27
378 Totals	369

2009 (2-9)

VMI	OPP.
S5 14 Robert Morris	13
S19 16 at #6 James Madison	44
S26 28 at #1 Richmond	38
O3 23 Gardner-Webb	27
O10 6 at Coastal Carolina	20
O17 20 Stony Brook	27
O24 31 at Presbyterian	20
O31 21 Charleston Southern	31
N7 14 at Liberty	54
N14 17 at Army	22
N21 35 Old Dominion	42
225 Totals	338

2010 (3-8)

VMI	OPP.
S4 48 Lock Haven	6
S11 0 at #11 William & Mary	45
S25 7 at Virginia	48
O2 24 Presbyterian	13
O9 9 at Stony Brook	27
O16 7 Liberty	41
O23 34 at Charleston Southern	16
O30 7 at Army	29
N6 3 Coastal Carolina	31
N13 28 at Old Dominion	45
N20 7 at Gardner-Webb	10
174 Totals	311

2011 (2-9)

VMI	OPP.
S3 21 Delaware State	24
S10 7 #5 William & Mary	21
S17 19 at Richmond	34
S24 13 at Akron	36
O8 10 at Coastal Carolina	34
O15 21 Charleston Southern	17
O22 14 Stony Brook	42
O29 14 at The Citadel	41
N5 31 at #22 Liberty	37
N12 6 at Presbyterian	38
N19 31 Gardner-Webb	24
187 Totals	351

2012 (2-9)

VMI	OPP.
S1 10 at Delaware State	17
S8 24 Chowan	17
S15 6 Richmond	47
S22 3 at Navy	41
O6 17 Presbyterian	7
O13 14 at Charleston Southern	32
O20 7 Coastal Carolina	34
O27 7 at Gardner-Webb	38
N3 7 at #9 Stony Brook	45
N10 24 The Citadel	27
N17 14 Liberty	33
133 Totals	388

Keydets In The Record Books

NCAA Record Holders

Single-Game (Team)

Most Rushing Yards, Both Teams .Stony Brook (447) vs.VMI (364), 11/15/08 (FCS Record)
Fewest Passing Yards Allowed(-16), vs. Richmond, 1957 (FBS Record)

Single-Season (Individual)

Most Punts.....101, Jim Bailey, 1969 (FBS Record)

Big South Conference Record Holders

Single-Game (Individual)

Most Rushing Yards (QB)235, Tim Maypray vs. Presbyterian, 11/22/08
Longest Pass Completed90, Kyle Hughes to Zach Collins vs. Coastal Carolina, 10/11/08
*** Field Goal Attempts**5, Matt Sharpe vs. Charleston Southern, 10/11/03
5, Matt Sharpe vs. Coastal Carolina, 11/1/03
***Field Goals Made**4, Matt Sharpe vs. Gardner-Webb, 10/18/03
4, Matt Sharpe vs. Coastal Carolina, 11/1/03
Longest Field Goal Made.....53, Matt Sharpe vs. Coastal Carolina, 11/1/03
53, Barrett Way vs. Liberty, 11/6/04
*** Field Goal Percentage**100% (4-4), Matt Sharpe vs. Gardner-Webb, 10/18/03
100% (3-3) Barrett Way vs. Gardner-Webb, 10/22/05
*** Punt Returns**.....6, John Puvogel, vs. Austin Peay, 11/8/03

Single-Game (Team)

Yards Per INT Return44.3, vs. Lehigh, 9/24/05
*** Field Goal Attempts**5, vs. Charleston Southern, 10/11/03
5, vs. Coastal Carolina, 11/1/03
*** Field Goals Made**4, vs. GWU, 10/18/03
4, vs. Coastal, 11/1/03
Longest Field Goal.....53, vs. Coastal, 11/1/03; 53, vs. Liberty, 11/6/04
*** Field Goal Percentage**100.0 (4-4), vs. Gardner-Webb, 10/18/03

Single-Season (Individual)

Most Rushing Yards (QB).....1,266, Tim Maypray, 2008
Most Rushing Attempts (QB).....195, Tim Maypray, 2008
Most Rushing Touchdowns (QB).....12, Tim Maypray, 2008
Total Tackles144, Derik Screen, 2003
Assisted Tackles86, Justin Huggard, 2005
Field Goals Made.....17, Matt Sharpe, 2003
Field Goal Attempts24, Matt Sharpe, 2003
Field Goal Percentage84.6, Barrett Way (11-13), 2005

Single-Season (Team)

Most Rushing Yards.....3,932, 2008
Rushing Yards Per Game.....357.5, 2008
Rushing Attempts.....647, 2007
Rushing Yards Per Carry.....6.4, 2008
Most First Downs (Rushing).....180, 2008
Yards Per Completion (Passing).....23.69, 2008
Yards Per Attempt (Passing).....9.92, 2008
Fewest Interceptions Thrown, Season3, 2006
Field Goals Made, Season.....17, 2003
Field Goals Attempted.....24, 2003
***PAT Kicking Percentage**.....100.0% (15-15), 2004
Punt Returns, Season.....34, 2003
Average Time of Possession.....34:46, 2007
Fewest Sacks Allowed5, 2009

Career (Individual)

Rushing Yards (QB).....1,785, Tim Maypray, 2006-09
Rushing Attempts.....647, Sean Mizzer, 2003-06
All-Purpose Yards.....6,129, Tim Maypray, 2006-09
Punting Yards.....8,700, Adam Peters, 2003-06

Southern Conference Record Holders

Single-Game (Individual)

Most Rushing Attempts52, Tom Sowers vs. Davidson, 1968
*** Highest Field Goal Pct.**100%, (5-5) Craig Jones vs. William & Mary, 1977
*** Most Punts**13, Jim Bailey vs. West Virginia, 1969
*** Longest Run from Scrimmage**98 yards, Granville Amos vs. W&M, 1964
*** Longest Interception Return**100 yards, Andy Tucker vs. Richmond, 1961

Single-Game (Team)

Most Rushing Attempts90, vs. East Tennessee State, 1990
*** Fewest Pass Completions Allowed**0 vs. Va. Tech, 1976

Fewest Yards Allowed Passing(-16), vs. Richmond, 1957

Single-Season (Individual)

Most Punts.....101, Jim Bailey, 1969
Highest Punting Average47.4, Brent Barth, 2002
Highest Yards/Catch (40 rec. minimum).....25.0, (45-1123) Mark Stock, 1986

Single-Season (Team)

*** Interceptions**28, 1959

Southern Conference Award Winners

Player of the Year

1957Bobby Jordan
 1960Howard Dyer

Coach of the Year

1957John McKenna
 1959John McKenna
 1962John McKenna
 1974Bob Thalman
 1981Bob Thalman
 2002Cal McCombs

Jacobs Blocking Trophy

1938Andy Trzeciak
 1940Billy Walker
 1960Lou Shuba
 1974Andy Dearman
 1979John Shuman
 1991Lorenzo Carpenter

Athlete of the Year

1953-54Johnny Mapp

Big South Conference Award Winners

Scholar-Athlete of the Year

2008Jacob Rochester

Conference Records

Southern Conference

Year	Record	Finish
1953	3-3-0	5th
1954	4-3-0	5th
1955	1-6-0	9th
1956	2-3-1	6th
1957	6-0-0	1st
1958	2-2-1	4th
1959	5-0-1	1st
1960	4-1-0	1st
1961	4-2-0	3rd
1962	6-0-0	1st
1963	3-1-2	3rd
1964	1-4-0	8th
1965	3-2-0	4th
1966	1-4-0	8th
1967	2-3-0	5th
1968	1-3-0	5th
1969	0-4-0	6th
1970	1-4-0	7th
1971	1-4-0	6th
1972	1-5-1	6th
1973	2-4-0	6th
1974	5-1-0	1st
1975	2-4-0	6th
1976	2-3-0	5th
1977	4-1-0	1st
1978	1-4-0	6th
1979	4-1-0	2nd
1980	1-4-1	6th
1981	3-1-1	2nd
1982	2-3-0	6th
1983	1-5-0	6th
1984	1-4-0	8th
1985	1-4-1	7th
1986	1-5-0	7th

Year	Record	Finish
1987	2-4-0	5th
1988	1-5-0	6th
1989	1-4-1	6th
1990	1-5-0	7th
1991	2-5-0	6th
1992	1-6	7th
1993	1-7	9th
1994	1-7	9th
1995	3-5	6th
1996	3-5	6th
1997	0-8	9th
1998	0-8	9th
1999	0-8	9th
2000	1-7	8th
2001	1-7	8th
2002	3-5	5th

VMI also tied for the Southern Conference Championship in 1951.

Big South Conference

Year	Record	Finish
2003	2-2	3rd
2004	0-4	5th
2005	2-2	T-3rd
2006	0-4	5th
2007	0-4	5th
2008	1-4	T-5th
2009	1-5	6th
2010	2-4	5th
2011	2-4	T-5th
2012	1-5	6th

All records are updated through the 2011 season, as at the time of publication, updated marks for 2012 had not yet been published.

* = indicates part of a tie

Media Information

WORKING MEDIA

Press passes and parking permits will be supplied well in advance of the season to those media outlets regularly covering VMI football. All others are requested to call the Athletic Communications Office far enough in advance so that passes can be mailed. Complimentary passes are available upon request.

PHOTOGRAPHERS

Photographers will be granted field privileges, but must limit their work outside the 25-yard restrictions and no closer than six feet from the sidelines. Those holding passes or complimentary tickets will not be permitted in the press box unless covering the game.

PRESS BOX

All press, radio, PA, and statistical crews are located on the fourth floor of VMI's football building, Clarkson-McKenna Hall. Entrance is through the middle door located across from the concession stand behind the stadium. An elevator will take you to the fourth floor. Television and film crews will work from the top of the press box level, and TV broadcast talent will be located at a designated booth on the fourth floor.

RADIO

Two radio booths are available. One is reserved for the "official" visiting station. Two telephone lines are already installed for the visiting network's broadcast, and a tradeout agreement is desirable. Additional lines should be ordered through the VMI Athletic Communications office one month prior to the contest.

GAME INFORMATION

All media in the press box will be provided updated statistics on both teams, easy-to-read flip cards with accurate numbers and current depth charts, a souvenir program, and a buffet lunch. The view of the Blue Ridge Mountains is breathtaking. Score updates of other games around the country and in-game statistical updates are also provided.

AFTER THE GAME

A complete statistical game package will be available as soon as possible. The visiting team's locker room is located under the home team stands. Coach Woods' post-game press conference and individual player interviews will be on the third floor of the football building, one floor below the press box level. Coordinate all interview requests with VMI Athletic Communications.

IT'S VMI, PLEASE

When referring to our athletic teams, it is requested that members of the media refer to this institution as "VMI", or "Virginia Military Institute", not "Virginia Military", the cryptic "Va. Military" or V.M.I. Any help in using the correct moniker would be greatly appreciated.

KEYDET FOOTBALL ON THE WEB

Fans and media are encouraged to follow the team on the VMI athletic home page. Timely information on the football Keydets will be available to both media and fans alike. Included in the service will be schedules, rosters, stats and the latest notes on the team, as well as access to live radio and video game broadcasts. The VMI Keydets can be accessed on the world wide web at www.VMIKeydets.com.

INTERVIEW POLICY

Media members are reminded that all interview requests with VMI players, coaches and staff MUST go through the VMI Athletic Communications Office. Interviews are encouraged to be conducted Monday through Wednesday of game weeks.

INTERNET BROADCASTS

All VMI football game radio broadcasts can be heard on the internet at www.VMIKeydets.com. Listeners can go to the athletic home page and click on the link provided for audio streaming. Video streaming of all home and Big South games can be accessed in conjunction with the Big South Conference on www.VMIKeydets.com.



Wade Branner

Associate A.D./Athletic Communications

Coverage: Football, Basketball, Rifle, Radio Network, Video Event Production



Brad Salois

Associate Athletic Communications Director

Coverage: Baseball, Men's/Women's Swimming and Diving, Women's Soccer, Cross Country, Indoor Track & Field, Outdoor Track & Field - Secondary Contact for Football and Basketball



John Stark

Assistant Athletic Communications Director

Coverage: Lacrosse, Wrestling, Men's Soccer, Water Polo - Secondary Contact for Track and Field (all disciplines) and Baseball

Key Pre-Season Dates...

July 24-25	Big South Media Days - Charlotte, N.C.
August 9	VMI Media Day Foster Stadium

How to reach VMI Athletic Communications...

Office Phone: (540) 464-7253
Office FAX: (540) 464-7583
Press Box Phone: (540) 464-7834
Web site: www.vmikeydets.com
Twitter: www.twitter.com/vmisid
Assoc. AD/Athletic Comm.
(FB Contact): Wade Branner
Office Phone: (540) 464-7515
Home Phone: (540) 463-5033
E-mail: BrannerWH@vmi.edu
Associate Director
(Secondary Contact): Brad Salois
Office Phone: (540) 464-7015
Cell Phone: (940) 642-9865
E-Mail: SaloisBJ@vmi.edu
Assistant Director: John Stark

Mailing Address

(USPS or Overnight service):

Virginia Military Institute
 Sports Information Office
 116 Smith Hall
 Lexington, VA 24450

Directions to Alumni Memorial Field...

Most of our annual visitors know how to get to the Keydet home field, but for those who have never visited the city of Lexington, take note. Further details on general parking will be made available by the Institute office of Communications and Marketing as the season opener draws closer, while Athletic Communications will provide parking info to all applicable media as needed.

From the East, North, or South:

Follow I-81 to Exit 188 B toward Lexington (U.S. 60 west). Follow U.S. 60 west to Nelson Street into town. Turn right at the intersection of Nelson and Main Streets. Follow Main Street .5 mile to the stadium on the right.

From the West:

Follow I-64 East to Exit 55 (U.S. 11) and head south (right turn) toward Lexington. Follow U.S. 11 toward Lexington for .5 mile. Stay to the right across the Maury River Bridge and follow U.S. 11 Business for .3 mile. The stadium will be on your left.

VMI Football History & Traditions



KEYDETS AND KANGAROOS

No, the Keydet is not a kangaroo, although the term "Keydets" has been used over the years to refer to VMI's athletic teams and the kangaroo has become the established mascot.

The kangaroo was adopted as VMI's mascot in 1947 when two VMI cheerleaders saw a picture of a kangaroo on the front of the magazine and realized how uncommon the animal was as a mascot. The marsupial was originally named "TD Bound", but sometime later his identity changed to "Moe".

VMI is one of only four (University of Missouri-Kansas City, Austin College (Texas) and Akron) colleges across the nation to have a kangaroo as a mascot, and only one of three schools among NCAA Division I institutions. The University of Akron's "Zippy" and UMKC's "Kasey Kangaroo" join "Moe" as the only kangaroos in the Division I ranks.

The source and/or meaning of the nickname "Keydets" is not as easy to find. The term began to catch on in the mid 1930's - prior to that time, the football team was referred to as "The Flying Squadron". A popular, but unproven, explanation of the word "Keydet" is that due to the Southern drawl of some of the members of the Corps of Cadets, the common term cadet was transformed into Keydets. There are, of course many other possibilities. Regardless of which explanation is correct, the word "Keydet" like kangaroo, will continue to identify VMI's athletic teams.

LITTLE JOHN

The loud and thunderous booms that permeate the confines of Alumni Memorial Field on gameday Saturdays come from Little John, II,

the Corps' own cannon. The present cannon used made its first appearance in September 1958, replacing the original Little John, which was retired to the VMI museum after the undefeated football season of 1957.

The cannon presently used was designed by the late Col. Cary S. Tucker of the VMI faculty and is a three-fifths scale replica of a 1750 howitzer used in the Revolutionary War. It has a 20-inch barrel, which is adorned at the top by a shield from a cadet shako.

The cannon is fired when the Keydets take the field, after a VMI score, and at the end of each quarter of play.

THE 12TH MAN

Few football playing institutions can boast 100 percent attendance of its student body at every home game. At VMI, the 1,500 member Corps of Cadets is present to support the Keydets for every contest at Alumni Memorial Field - from the opening kickoff to the final gun.

Approximately 45 minutes before kickoff on home game Saturdays, the Corps forms in front of barracks for the traditional pre-game march-down to Alumni Memorial Field.

The Corps is also responsible for the colorful and highly visible "spirit" sheets that are draped from Cocke Hall located across the street from the north stands of the stadium. Each company in the cadet Corps designs its own banner and the project is carried out from start to finish by the respective company's "rats", or freshmen.



VMI and The Citadel resumed their series, the battle for the Silver Shako, in 2011. The trophy is awarded to the winner of the game - known as "The Military Classic of the South."

THE SOUTH'S FIRST

The first known football game to have been played in the south took place in 1873 between VMI and next-door neighbor Washington and Lee. The contest, played under different rules than conventional modern day football, was played on the VMI Parade Ground with 50 players a side and won by Washington and Lee, 4-2.

VMI did not officially recognize football as an intercollegiate sport until 1891, but many games had been played by cadet squads before that time.

KEYDETS IN THE PROS

Twelve former VMI football players have risen to the professional ranks. The first was Bosh Pritchard "the Hopewell Hurricane" who played for the Philadelphia Eagles and New York Giants between the 1942 and 1951 seasons. The three most recent VMI football alumni to play professionally were Mark Stock, who played wide receiver for Pittsburgh, Washington and Indianapolis between 1989 and 1996, two-time All-American Thomas Haskins, VMI's all-time leading rusher, who played five seasons with the Montreal Alouettes of the Canadian Football League and Tim Maypray, who donned Montreal's uniform in 2010 and 2011.

Bobby Ross, who captained the 1959 VMI football team, distinguished himself as a coach in both the collegiate and professional ranks, served head coach of the San Diego Chargers and Detroit Lions, guiding the former to Super Bowl XXIX at the conclusion of the 1994. At the collegiate level, he coached The Citadel, University of Maryland, Army and Georgia Tech, winning a share of the 1990 national title at the latter.

TWO UNDEFEATED TEAMS

VMI has fielded two undefeated teams in its 114-year old football history.

The 1920 football squad, the "Flying Squadron" under coach Blandy Clarkson, is VMI's only undefeated and untied team. In 1920, VMI posted six shutouts on the year and tore through the likes of Virginia, North Carolina, and a highly rated Pennsylvania squad coached by the legendary John Heisman. The team outscored its opposition 431-20.

The 1957 squad under Coach John McKenna went 9-0-1, captured the Southern Conference championship, and attained a ranking as high as

13th in the nation before finishing at 20th in the final Associated Press poll. The team was also extended an invitation to play in the Sun Bowl.

Clarkson-McKenna Hall, the football building adjacent to Alumni Memorial Field, honors both coaches by bearing their names at the front entrance. The facility was dedicated in 1990.

RHODES SCHOLARS

Two VMI football players have earned the distinction of being Rhodes Scholars. Lee D. Badgett was selected in 1961, and Robert C. Randolph was named in 1967. Overall, four VMI athletes have been selected Rhodes Scholars including former VMI superintendent Josiah Bunting, III, a former swimmer from the class of 1963.

ALUMNI MEMORIAL FIELD AT FOSTER STADIUM

The home field of the Keydets was dedicated on October 15, 1921 in a game against the University of Virginia. In 1962, stands were constructed on the south side of the stadium, bringing total capacity to 10,000. The largest crowd to witness a game in the facility was an overflow gathering that saw VMI take on Navy on September 15, 1973. The facility received a major refurbishing in 2006 as part of the Foster Stadium improvements.

FAMOUS ALUMNI PLAYED FOOTBALL

General George C. Marshall, VMI's most distinguished alumnus and class of 1901, played left tackle on the varsity football team. Serving his country as both a soldier and statesman, Marshall rose to the rank of General of the Army and Chief of Staff during World War II, and his post-war achievements included ambassador to China, Secretary of Defense, Secretary of State, and the architect of the Marshall Plan. In 1953, General Marshall received the Nobel Prize for Peace.

SCHOOL COLORS

VMI's school colors are derived from the three colors that symbolized the three prominent branches of the United States Army. Dr. J.H. Campbell, a resident of Lexington and a distinguished graduate of the Institute, is credited with drawing on the significance of these colors and in 1886, wrote "Let red represent the Artillery, White the Infantry, and Yellow the Cavalry." The colors were gradually adopted for the athletic teams into the next century.

KEYDETS TO RETURN TO SOUTHERN CONFERENCE ROOTS

Before joining the Big South, VMI was the oldest member in the Southern Conference and competed for the league crown for 78 years. VMI was admitted to the league in December, 1924 and captured seven league football crowns as a SoCon member. VMI won SoCon crowns in 1951, 1957, 1959, 1960, 1962, 1974 and 1977. The Keydets announced on June 1, 2013 that they would return to the Southern Conference for the 2014-15 year, making the 2013-14 season VMI's final year in the Big South.

Notes