

2013 VMI BASEBALL SEASON FACT BOOK

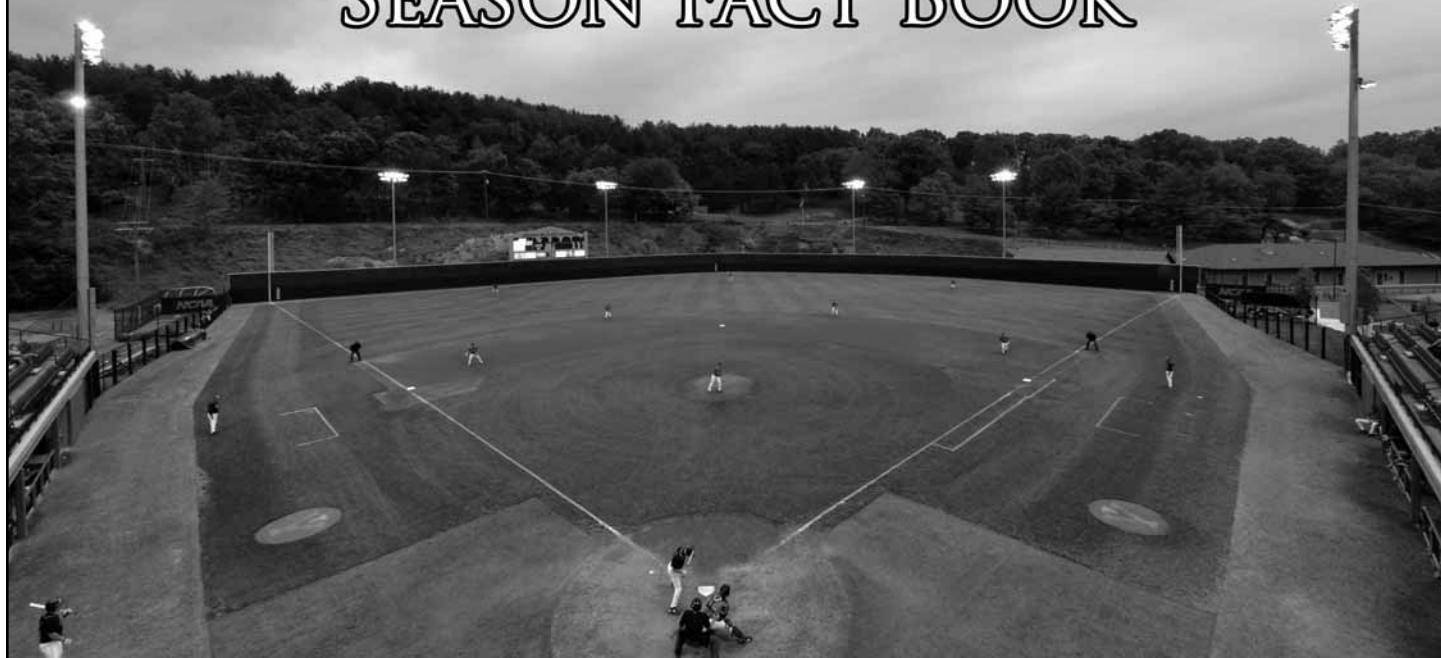


Table of Contents

Introduction

Table of Contents	1
Quick Facts, Credits	2
Gray-Minor Stadium	3-4

Coaching And Support Staff

Head Coach Marlin Ikenberry	5-6
Assistant Coaches	7-8
Support Staff	8

The 2013 Keydets/2012 Recaps

2013 Season Preview	9-10
2013 Roster Information	11-12
2013 Schedule	13
Player Profiles	14-28
2012 Statistics	29-37
2012 Notes and Honors	37-38

VMI History & Records

Record Versus Opponents	39
Series Versus 2013 Opponents	40-42
Drafted Keydets	42
VMI In The Postseason	43-44
Coaching History & Year-By-Year Records ..	45
Single-Game Records	46
Single-Season Records	47-49
Career Leaders	50-51
Keydet Honors & Awards	52-53
When Was The Last Time... ..	54
All-Time Roster (1963-2012)	55-56
All-Time Results	57-67
Media Information	68



The 2013 VMI Baseball Season Fact Book is published by the VMI Athletic Communications Office. The publication has been prepared to assist the media in covering VMI Baseball during the 2013 season.

For additional information, the media may contact the VMI Athletic Communications Office, 116 Smith Hall, Lexington, VA 24450. The office may also be reached via telephone at (540) 464-7253, or via fax at (540) 464-7583. Media are welcome to request a copy of the book by contacting the Athletic Communications Office and providing a mailing address; however, while the book can be viewed and printed online, we regret we cannot make copies available to the general public via our office.

Credits: The 2013 VMI Baseball Fact Book was written and edited by Brad Salois, Associate Athletic Communications Director. Editorial assistance by Wade Branner, Associate AD/Athletic Communications and John Stark, Assistant Athletic Comm. Director. Special assistance by John Stark.

Photography: Chuck Steenburgh '86, Jeremy Leadbetter, Bill McClure '66, Glenn Gaston, Shannon Ikenberry, Robert Lineberg, Paul Ackerman '93, The Observer Reporter, BigSouthPhotos.com, and Kevin Remington.

GENERAL

Name of SchoolVirginia Military Institute (VMI)
 City/ZipLexington, Va. 24450
 Founded1839
 Enrollment1,650
 Nickname/MascotKeydets/Moe (Kangaroo)
 School ColorsRed, Yellow & White
 Home FieldGray-Minor Stadium
 AffiliationNCAA Division I
 ConferenceBig South
 SuperintendentGen. J.H. Binford Peay III '62
 Athletic DirectorDonny White '65
 Ticket Department Phone540-464-7266

COACHING STAFF

Head CoachMarlin Ikenberry (VMI '95)
 Record at VMI237-249-1 (Nine Seasons)
 Overall RecordSame
 Email Addresslkenberry@vmi.edu
 Office Phone540-464-7609
 Office Fax540-464-7790
 Assistant Coach/Recruiting Coord. . . .Jonathan Hadra (VMI '04)
 Email Addresshadraje@vmi.edu
 Assistant CoachTravis Beazley (Randolph-Macon '06)
 Email Addressbeazleytj@vmi.edu
 Volunteer AssistantMike Roberts (VMI '09)
 Student AssistantMichael Devine
 Strength & ConditioningJimmy Whitten (Virginia Tech '90)
 Athletic TrainerKyle Kosik (Illinois State '12)

STADIUM INFORMATION

Home FieldGray-Minor Stadium
 Capacity1,400
 Field DimensionsLF-325, CF-390; RF-335
 AlleysLC-365, RC-375
 SurfaceNatural Grass

TEAM INFORMATION

2012 Overall Record16-36 (7-17 Big South)
 Home14-14
 Away2-20
 Neutral0-2
 PostseasonNone
 Lettermen Returning/Lost25/8
 Position Starters Returning/Lost6/3
 Pitchers Returning/Lost10/5
 Newcomers9

ATHLETIC COMMUNICATIONS

Associate A.D./Athletic CommunicationsWade Branner
Associate Ath. Comm. Director (Contact)Brad Salois
Office Phone540-464-7015
Cell Phone940-642-9865
Emailsaloisbj@vmi.edu
 Assistant Athletic Comm. DirectorJohn Stark
 Sports Information Fax540-464-7583
 Mailing Address116 Smith Hall; Lexington, Va. 24450
 Websitewww.vmikeydets.com
 Radio Play-By-PlayWade Branner; Brad Salois
 Radio Broadcasts on the Webwww.vmikeydets.com



Gray-Minor Stadium

The Home of VMI Baseball

Patchin Field Year-By-Year Records

1988 8-5	2001 8-15
1989 10-6	2002 8-17
1990 7-8	2003 15-5
1991 1-14-1	2004 18-12
1992 6-15	2005 19-8
1993 15-13	2006 24-8
1994 15-6	2007 23-7
1995 11-12	2008 21-14
1996 12-9	2009 11-13
1997 8-17	2010 21-13
1998 9-15	2011 15-9
1999 14-10	2012 14-14
2000 8-15		

About Gray-Minor Stadium/ Patchin Field

Dedicated April 5, 1988
Surface Natural Grass
Capacity 1,400
Dimensions	
Left Field 325 ft.
Left-Center 365 ft.
Center Field 395 ft.
Right-Center 375 ft.
Right Field 335 ft.
Fence Height 15 ft.

With the opening of Gray-Minor Stadium in February 2007, VMI Baseball enjoys one of the best collegiate baseball facilities in the region. With seating for over 1,400 fans, covered batting cages, a state-of-the-art scoreboard with video board and a first-class press box, Gray-Minor Stadium lives up to the legacies of two of the most successful VMI Baseball alums to ever wear the Red, Yellow and White.

Gray-Minor Stadium, named after Senator Elmon T. Gray '46 and Gil Minor '63, became the home of the VMI Baseball program in 2007, and the Keydets did their best to celebrate the new era, going 23-7 at home with several historic wins, including a 5-2 win over #3 Virginia.

In addition to features such as 700 chair-back seats, rebuilt dugouts, professional scout and hand-capped seating behind home plate, a concessions stand and large restrooms, Gray-Minor Stadium also gives the Keydets an opportunity to host the program's first night games. Once again, VMI made the most of this new feature, going 7-2 in 2007 under the Lexington lights.

The construction of the stadium came just five years after a complete renovation of the playing surface itself, as both the infield and outfield surfaces were revamped. Also as a part of the Gray-Minor construction, the field received yet another upgrade, as new fencing was installed, raising the fence height to 15 feet around the entire outfield. In 2011, upgrades included padding along the outfield wall and additional upgrades made to batting cages.

Gray-Minor Stadium completes an upgrade of the program's facilities that began in August of 2003, when construction on Paulette Hall, formerly the Patchin Field Locker Room Complex commenced. Along with the improvements and additional square footage, the locker rooms were fitted with audio and visual equipment. The funding for the project, estimated at \$1.1 million, was donated by Bill Paulette '69, Minor '63, Senator Gray '46, and the Keydet Club. Paulette Hall was constructed by Paulette's general contracting company, KBS, and was dedicated along with Gray-Minor Stadium on Mar. 27, 2007.




A trio of former VMI catchers, as the late Senator Elmon Gray '46 (left) and Gil Minor '63 (right) pose with VMI head coach Marlin Ikenberry '95.

Gray-Minor Stadium



Bill Paulette '69 throws the ceremonial first pitch to Gil Minor '63 behind the plate as Senator Elmon Gray '46 bats at the Dedication Game for Gray-Minor Stadium on March 27, 2007. The Keydets defeat VCU 5-3 in front of 1,046 fans.



Trey Barham delivers the first pitch ever thrown at Gray-Minor Stadium, as the Keydets take down Bucknell 10-2 on Feb. 20, 2007

Gray-Minor Stadium Firsts

Game:VMI vs. Bucknell, 2/20/07
 Game Result:VMI 10, Bucknell 2
 Pitch:Trey Barham (VMI), 2/20/07
at 3:07 p.m. (Ball High)
 Batter:Dane Grandizio (Bucknell), 2/20/07
 Strikeout:Austin Turban (Bucknell), 2/20/07
by Trey Barham (VMI)
 Baserunner: .Robert Crumpler (VMI), HBP, 2/20/07
 Hit:A.J.Yoder (VMI), 2/20/07
 Single:Jason Buursma (Bucknell), 2/20/07
 Double:A.J.Yoder (VMI), 2/20/07
 Triple:Adam Tussey (Rider), 3/3/07
 Home Run:Thane Smith (VMI), 3/20/07
 Walk:Chris Pieper (Bucknell), 2/20/07
by Trey Barham (VMI)
 Stolen Base:Brian Sandridge (VMI), 2/20/07
 Run Scored:Jason Buursma (Bucknell), 2/20/07
 RBI:Dustin Kapson (Bucknell), 2/20/07
 Error:Dustin Kapson (Bucknell), 2/20/07
 Shutout: ...VMI 21, Maryland-East. Shore 0, 3/10/07
 Weekend Sweep:VMI against Rider, 3/2-4/07
 VMI Win over Ranked Opponent:
VMI 5, #3 Virginia 2, 4/3/07
 Big South Game Result:
VMI 6, High Point 3, 4/6/07
 Big South Series Result:
VMI 2 of 3 games vs. High Point, 4/6-7/07
 Postseason Game:#6 Radford 3, #7 VMI 1
 Big South Tournament Play-In Game, 5/24/11



Members of the corps take in a night game at Gray-Minor Stadium.



A packed Gray-Minor Stadium crowd cheers on the Keydets as they defeat #1 Virginia 12-3 (Apr. 14, 2010), a game that is believed to be VMI Athletics' first win over a top-ranked opponent in any sport.



An afternoon at Gray-Minor Stadium.



Gray-Minor Stadium at night.



Head Coach Marlin Ikenberry

VMI '95 ♦ 10th Season ♦ 237 Career Wins

Winningest Coach In Program History

Head baseball coach Marlin Ikenberry, VMI's first coach in any sport to win 200 games, completed his ninth year at the Institute in 2012. The season saw the young Keydets (12 freshmen) end the season well, beating VCU at the Diamond, while outfielder Jacob Morley earned Second Team All-Big South honors and Coby Cowgill and Adam Lopez went on to be selected in June's MLB draft.

In 2011, Ikenberry won his 200th career game on March 5 against Bucknell, and closed the season with 221 career victories. That total is the fifth-most in Big South history, and makes him the winningest coach not only in VMI baseball annals, but in the history of the Institute. VMI would go on to post a winning season for the fifth time in seven years, expanding the best run in program history. Two of those wins broke long skids, as VMI defeated William & Mary in Williamsburg for the first time since 1996, and also beat James Madison in Harrisonburg for the

first time since the 1976 campaign. The Keydets also hosted the first postseason baseball games in Institute history, welcoming the 2011 Big South Baseball Championship to Gray-Minor Stadium. Finally, the team beat a ranked opponent (JMU) for the sixth time in the last eight seasons, and won the Big South Sportsmanship Award for the sixth straight year.

The historic season saw Sam Roberts be named a semifinalist for the Brooks Wallace Award, given to the nation's top shortstop, as he completed a year that saw him finish in VMI's career top-10 in 12 different categories. That included finishing first in hits, walks and runs scored, and his strong 2011 campaign saw Roberts be one of two Keydets named First Team All-Big South, joining catcher Alex Haitzuka. That marked the first time since 2005 that VMI had posted multiple players on the Big South's First Team. Roberts went on to be taken in the 26th round of the MLB draft by Oakland.

Outfielder Graham Sullivan, meanwhile, led the team in hitting and cracked the program's top-10 list in hits, batting average and total bases en route to Second Team All-Conference laurels. As a whole, the squad posted its fifth-best batting average ever and had the sixth-most hits in program history. On the mound, the team posted its fourth-lowest ERA in the aluminum bat era (4.61), as well as the fourth-most strikeouts (377), second-most saves (15) and tied for the second-most shutouts in school history (4).

Ikenberry became the Institute's head baseball coach on July 22, 2003, after former head coach (and current Yankee hitting coordinator) Tom Slater '90 departed VMI to accept a coaching position at the University of Florida. Ikenberry, who had been Slater's recruiting coordinator and top assistant for three years prior to the promotion, saw immediate strong results. After winning 23 games in his first year and 27 contests in his second season, historic ground was broken in 2006, when the Keydets won 30 games for the first time in program history, while also marking the first time in 41 years that the program posted a winning record. That success continued in 2007, as Ikenberry guided his squad to a 34-21 record, knocking off a pair teams ranked in the top 10 nationally for the first time in program history. As a result, VMI Baseball earned its first-ever national ranking, being tabbed 30th in the country by Collegiate Baseball in back-to-back weeks while also receiving votes in the Writers' Poll.

2008 saw another near-30 win season, as VMI won 29 games and saw pitchers Michael Bowman and Trey Barham selected in the MLB draft. 2009, despite being a down year overall, did bring about VMI's first win in the Big South Championship, as #8 VMI defeated #5 Gardner-Webb in one of the tournament's play-in games. Left-handed pitcher Travis Smink was drafted by the Houston Astros at the conclusion of that season, while 2010 saw perhaps VMI's most notable regular season athletic win, a 12-3 win over then-#1 Virginia at Gray-Minor Stadium on April 14. It was the first Keydet win over a top-ranked opponent in Institute history. That year's team also set nine new school records, doing so for batting average (.325), slugging percentage (.529), hits (629), runs (414), doubles (133), home runs (78), RBIs (390), at bats (1933) and total bases (1022). On the mound, the staff's 441 strikeouts were tied for the most in school history, while the team's 8.26 strikeouts per nine innings rate is the third-best.

During his time at VMI, Ikenberry has been responsible for the signing of three Louisville Slugger Freshman All-Americans, a Southern Conference Freshman of the Year, five Big South First-Team All-Conference selections, the 2010 Big South Freshman of the Year and a 2003 All-SoCon Tournament player. The team has also posted 15 all-conference selections. Ikenberry, 39, served as VMI's recruiting coordinator and pitching and catching coach in 2003 and was vital in the staff's remarkable improvement that season. Working closely with the Keydet pitchers and catchers, Ikenberry helped guide the pitching staff to an improvement of nearly two runs in team earned run average from the previous season.

A 1995 graduate of VMI, Ikenberry played for the Keydets and was recruited by VMI Hall of Famer Chris Finwood '88, now head coach at Old Dominion. Ikenberry returned to his alma mater in the summer of 2000 after spending three years at the College of William and Mary as an assistant coach and recruiting coordinator. While in Williamsburg, Ikenberry recruited two high school All-Americans and freshman All-Americans. In 2000, the Tribe of William and Mary finished with a school record 32 wins and placed third in the Colonial Athletic Association Tournament, followed by a CAA title and NCAA Regional berth the following year. During his time in Williamsburg, Ikenberry coached Major Leaguer Brendan Harris and recruited Major Leaguer Chris Ray. During his coaching career, Ikenberry has helped guide 30 players onto professional careers in baseball. In recent years, Ikenberry was instrumental in the development of pitchers Barham, Bowman, Smink, Cowgill, Lopez, Corey Bachman, Duke Acors, Jeremy Harper, Phil Hendrix and J.J. Hollenbeck as well as catchers Andy Barden and Mike Roberts and infielders Matt Smith, Chad Rice, Kelly Sweppenhiser, Tanner Biagini, Jordan Ballard and most recently, Sam Roberts.

As a cadet, Ikenberry was a four-year starting catcher for the Keydets. While playing, he developed a reputation for his excellent defensive skills and his handling of the pitching staff. He also caught for former VMI and major league pitcher Ryan Glynn. He played on VMI's 1993 squad that advanced to the Southern Conference Championship game and ranked third in the nation in defense. In 1994, he helped the Keydets in setting a then school record for wins along with a third place finish in the Southern Conference Tournament.

A native of Richmond, Va., Ikenberry has two brothers who both attended VMI. Twin brother Merlin Ikenberry was a teammate as a pitcher and designated hitter while his oldest brother Steve Ikenberry is an alum of the class of 1980. He married the former Shannon Marshall in August 2000, and their son, Owen, was born in November 2010. As a four-year starting catcher for the Keydets. While playing, he developed a reputation for his excellent defensive skills and his handling of the pitching staff. He also caught for former VMI and major league pitcher Ryan Glynn. He played on VMI's 1993 squad that advanced to the Southern Conference Championship game and ranked third in the nation in defense. In 1994, he helped the Keydets in setting a then school record for wins along with a third place finish in the Southern Conference Tournament.

A native of Richmond, Va., Ikenberry has two brothers who both attended VMI. Twin brother Merlin Ikenberry was a teammate as a pitcher and designated hitter while his oldest brother Steve Ikenberry is an alum of the class of 1980. He married the former Shannon Marshall in August 2000, and their son, Owen, was born in November 2010.

Winningest Keydet Baseball Coaches

By Wins

1. Marlin Ikenberry (2004-Present)	237
2. Scott Gines (1995-2000)	104
3. Donny White (1974, 1982-87)	91
4. Chris Finwood (1992-94)	52
5. Charlie McGinnis (1962-65)	48



Marlin, Shannon and Owen Ikenberry

What They're Saying about Marlin Ikenberry

"Playing for Coach Ike was a tremendous and unforgettable experience. Under his direction, I not only matured as a cadet and baseball player, but also as a leader and a man. If I was able to do it all over again, I would choose my unique VMI experience every time, due to Coach Ikenberry." - J.J. Hollenbeck

"Coach Ike developed the committed, disciplined, and competitive person I am today. Learning how to play the game of baseball the right way with an optimistic attitude and a competitive drive for everyday made me a better ball player, but most of all, a more well-rounded individual." - Travis Smink

"Coach Ikenberry has done a wonderful job at VMI, because he has the energy and passion needed to be successful at this level. He is one of the best recruiters in the state, and he is a coach that a parent can trust." - Sam Roberts

"Coach Ikenberry is one of the best, most enthusiastic coaches I've ever played for. He knows the game of baseball and knows what it takes to win at a high level. More importantly though, he's also one of the best people I've ever met." - Mike Roberts

The Ikenberry File

Education

- Douglas Freeman High School (1991)
- Virginia Military Institute (1995-B.S.)

Coaching Experience

- Assistant Coach, William & Mary (1998-2000)
- Assistant Coach, Virginia Military Institute (2000-03)
- Head Coach, Virginia Military Institute (2003-Present)

Personal

- Born: February 23, 1973 in Richmond, Va.
- Wife: Shannon, married August 12, 2000
- Son: Owen, born November 19, 2010

Year-By-Year Record

1992	VMI	11-39	Starting Catcher
1993	VMI	20-29#	Starting Catcher
1994	VMI	21-29*	Starting Catcher
1995	VMI	19-28	Starting Catcher
1998	W&M	24-28	Assistant Coach
1999	W&M	29-24	Assistant Coach
2000	W&M	32-25*	Assistant Coach
2001	VMI	15-32	Assistant Coach
2002	VMI	10-41	Assistant Coach
2003	VMI	25-27*	Assistant Coach
2004	VMI	23-32	Head Coach
2005	VMI	27-28*	Head Coach
2006	VMI	30-25*	Head Coach
2007	VMI	34-21*	Head Coach
2008	VMI	29-26	Head Coach
2009	VMI	18-35	Head Coach
2010	VMI	33-22	Head Coach
2011	VMI	27-24-1	Head Coach
2012	VMI	16-36	Head Coach
237-249-1			Head Coaching Career

Record

- *- Broke School Record for Wins
- #- Tied School Record for Wins

Ikenberry Facts

- Has coached VMI to several landmark victories, including 2010's 12-3 win over #1 Virginia at Gray-Minor Stadium, believed to be VMI Athletics' first win over a top-ranked team in any sport. The Keydets have also notched a pair of additional wins against top-10 opponents (both coming in 2007) under Ikenberry, knocking off #3 Virginia and #10 Auburn. Ikenberry has also led VMI to series wins against both Florida and Auburn, the program's first-ever series victories versus SEC opponents.

- Has been a part of five of the last six teams to break the VMI season wins mark. In 1994, was a senior starting catcher on the team that won 21 games; was an assistant on the 2003 team that achieved 24 wins; and was the head coach of the 2005 27-win team, the 2006 30-win squad and 2007's 34-win campaign. He was also an assistant on the 2000 William & Mary team that achieved a school-record 32 victories.

- Needed less than four seasons to become the winningest coach in program history, winning his 105th game on April 13, 2007, a 13-0 win over Coppin State. In 2011, he became the first VMI coach in any sport to reach 200 wins with a March 5 victory over Bucknell.

- Starting catcher on the 1993 VMI team that made the Southern Conference Championship game before falling to Western Carolina.

Assistant Coach Jonathan Hadra

Fourth Season ♦ VMI '04

Jonathan Hadra, a four-year letterman and 2004 graduate of VMI, is now in his fourth season of his second tour with VMI. Hadra works with the infielders and hitters, and in 2011, added recruiting coordinator to those duties.

2012 had Hadra protege Jacob Morley enter VMI's all-time top-10 in in five different offensive categories and earn Second Team All-Big South honors, while George Piccirilli was the Second Team VaSID Designated Hitter.

2011 saw shortstop Sam Roberts named a semifinalist for the Brooks Wallace Award, presented to the nation's top shortstop, while Roberts also finished his career in VMI's top-10 in twelve different categories. That included being the Keydet record holder in hits, walks and runs scored, and he went on to be a 26th-round draft pick of the

Oakland A's. Outfielder Graham Sullivan cracked the program's career top-10 list in hits, total bases and batting average, and paced the club in hitting during the season (.358), while catcher Alex Haisuka joined Roberts as a All-Big South First Team honoree, marking the first time since 2005 that the Keydets had two players earn First Team All-Conference honors. As a whole, the team posted its fifth-highest batting average in program history (.300).

The 2010 season was a banner year for Hadra's proteges, as not only did the offense break nine school records, including batting average, home runs and total bases, but the team posted the third-best fielding percentage in VMI history. Then-junior Sam Roberts was a quarterfinalist for the Brooks Wallace Award, presented to the nation's top shortstop, while his fellow infielders Jordan Ballard and Cory Spangenberg also had banner years under Hadra's tutelage. Ballard hit 18 home runs, claimed the career VMI record in that category (41) and was a 33rd-round draft pick of the Colorado Rockies. Spangenberg earned three Freshman All-American honors, was the Big South Freshman of the Year and ranked in the top-10 in the conference in seven different categories.

Hadra, who spent the 2009 season at Bradley, brought five years of coaching experience back to Lexington. Upon his graduation, Hadra coached with VMI in 2005 before working three years at Western Kentucky under VMI graduate Chris Finwood, where he helped the Hilltoppers to a berth in the 2008 NCAA Regionals after capturing the Sun Belt Conference Tournament.

At Bradley, Hadra worked to bring in a freshman class of 16 that was named one of the top recruiting classes in the nation by Collegiate Baseball. Included in the haul were a pair of Junior College All-Americans, a High School All-American and three players that were drafted by MLB clubs. Prior to his stint in Peoria, Hadra worked for three seasons at WKU. During that time, he oversaw outfield instruction, base running and bunting while coaching first base. In 2008, the Hilltoppers were picked seventh in the league's preseason poll, yet made just the third NCAA Tournament appearance in program history after capturing the conference tournament championship. Also that season, the WKU defense ranked third in the nation with a .976 team fielding percentage.

Before joining Finwood's staff in 2005, Hadra spent one season as an assistant coach at VMI. That season, the Keydets broke the school record for wins and knocked off a ranked opponent for the second straight year (#21 Coastal Carolina, 3-2), as Hadra worked with outfielders and assisted instruction in base running, bunting and positional defense.

As a cadet, Hadra was a four-year letterman who graduated with a degree in Economics and Business. Hadra served as team captain his senior year and helped the Keydets break the school record for wins during his junior season. His sophomore season, meanwhile, saw VMI finish with a 16-14 mark in the Southern Conference, breaking the program standard for most conference wins.

Hadra is married to the former Allison Toth, and the couple has a three-year old son, Colton. They are expecting their second child in March.



Assistant Coach Travis Beazley

Second Season ♦ Randolph-Macon '06

Travis Beazley, former Boston Red Sox minor leaguer and Randolph-Macon assistant coach, recently completed his first year.


2012, as the VMI pitching coach. Beazley's staff saw strong efforts from the bullpen, with closer John Garrett saving six of VMI's 16 wins, while setup man Reed Garrett allowed three earned runs over his final 18 games. The pitching squad also saw two players drafted, as junior Coby Cowgill (23rd round, Texas) and senior Adam Lopez (21st round, Chicago White Sox) was tabbed in June's MLB draft.

Beazley joined VMI in August of 2011, after spending a year as an assistant at Randolph-Macon, during which time he worked with the pitchers, infielders and hitters for the 2011 ODAC Champions and NCAA Regional participants. He also oversaw the program's recruiting and strength and conditioning, as well as the squad's academic progress.

Prior to his year as a full-time assistant at RMC, Beazley spent most of three seasons in the Boston Red Sox farm system after being selected in the 38th round of the 2006 MLB Draft. He pitched 370 total innings in his career, and led the Boston minor league system in wins and innings pitched during the 2007 season. While pitching for the Red Sox, he spent his fall seasons as a volunteer coach at RMC, working specifically with the pitchers and infielders.

Beazley graduated from Randolph-Macon in 2006, after a standout collegiate career. His 2006 season earned him a litany of awards, including a Second Team All-American Selection, the ODAC Pitcher of the Year honor and the ABCA/Rawlings Division III South Region Pitcher of the Year award. He was also an ESPN the Magazine/CoSIDA First Team All-District All-Academic Selection in 2006, and was a four-year Presidential Scholarship recipient.

Beazley is also a former American Legion Assistant Coach, and has worked camps for VCU, Richmond and Clemson in past years. He is a native of Beaverdam, Va. and a graduate of Patrick Henry High School.



Volunteer Assistant Mike Roberts


First Season ♦ VMI '09

Former VMI catcher Michael Roberts was named the new Keydet volunteer assistant coach on August 20, 2012. This will be Roberts' first post-graduate collegiate coaching role.

Roberts joins the VMI coaching staff following a professional career with the Milwaukee Brewer organization, a career that began after being drafted in 2008. Roberts hit .270 with Helena in rookie ball that year and would go on to spend the majority of the following three seasons with the Brevard County Manatees in the Florida State League (Class A). He returned to spring training with the organization this year and played in extended spring training, including at least one appearance against his brother Sam Roberts '11, a former VMI teammate and current member of the Oakland organization.

The former Keydet catcher returned to VMI in the fall of both 2010 and 2011, serving as a student assistant coach while completing his degree.

"I am very excited to have Michael join our staff," said VMI head coach Marlin Ikenberry. "It is always nice to have a recent alum that has the desire to get in college coaching profession. He will bring a great deal of energy and knowledge to our program. Michael was a student assistant the last two fall seasons while finishing up his degree, and has also been a player in the Brewers organization. He knows our program inside and out, which will make for a easy transition. He was a tireless worker as a player and I know he will be the same as a young coach."



Assistant Coach Jonathan Hadra, wife Allison and son Colton


Student Assistant Michael Devine

First Season ♦ VMI

Former VMI reliever Michael Devine will serve as VMI's student assistant coach during the spring of 2013, as announced recently by head coach Marlin Ikenberry. Devine, coming off of a season spent with the Traverse City Beach Bums of the Frontier League, will aid in various aspects of the program as he completes his degree in Economics and Business.

During his four years as a player, Devine would serve as the closer for parts of three seasons and would finish his career second all-time in saves at the Institute.

"Mike has a tremendous passion for the game," said VMI head coach Marlin Ikenberry. "We are very excited to have him as a part of our staff, as he has always wanted to enter the coaching profession."



Baseball SID Brad Salois

Sixth Year at VMI ♦ Liberty '07

Brad Salois joined the Athletic Communications office in January of 2008 as an assistant in the Sports Information office, and was then promoted to Associate Athletic Communications Director in the summer of 2010. Since being promoted, Salois is the SID for baseball, women's soccer, swimming and diving and all disciplines of track and field/cross country. In addition, he serves as the secondary contact for football and basketball, including occasional radio roles for Keydet hoops.

During his time at the Institute, Salois' primary focus has been on publicity for the track and field programs, including 2009 All-American Donnie Cowart, four-time national qualifier Felix Kitur and distance runner Hannah Granger, the first VMI woman to win a conference running championship in indoor track, outdoor track and cross country. He continues to cover Cowart's successes to this day, after the Rustburg, Va. native finished fourth at the 2012 Olympic Trials, setting himself up as a possible contender for a 2016 Olympic berth.

In the 2011-12 year, he made his solo radio debut at the 2011-12 All-Military Basketball Classic, calling a dramatic VMI win over The Citadel in his first game. He went on to broadcast several VMI baseball road games as well during the year, and continued his social media ventures (see below) by covering Felix Kitur's two wins at the NCAA Preliminary Round meet in Jacksonville, Fla. via Twitter.

Since being promoted, Salois has been at the forefront of continuing to move the majority of VMI's Athletic Publications to an online, virtual format, as Keydet football and basketball joined the previous year's offerings for wrestling, track and field and lacrosse. He also served as the host SID for the 2011 Big South Baseball Championships, which were hosted by VMI for the first time. That season, he also was the official scorer for head coach Marlin Ikenberry's 200th career win, making him the first VMI coach in any sport to reach that plateau.

Salois came to VMI from Liberty, where he was involved in the Athletic Media Relations office as a student worker for three years, including six months as an intern.

Salois graduated from Liberty in 2007 with a B.S. in Sport Management. He is originally from Wichita Falls, Texas, and enjoys following his beloved Texas Rangers. In May of 2012, he was in the stands at Camden Yards when outfielder Josh Hamilton hit four home runs in one game against the Orioles, tying a major league record.



Athletic Trainer Kyle Kosik

First Season ♦ Illinois State '12

Kyle Kosik is a native of Crescent City, Illinois. He attended Illinois State University and received a Bachelor of Science degree in Athletic Training. In his spare time, he enjoys being with friends and family, playing recreational sports, and watching the Chicago Bears, Chicago Cubs and college basketball.

During his graduate assistantship at VMI, he will also be enrolled in the Master of Education in Kinesiology/Athletic Training program at the University of Virginia.

Strength Coach Jimmy Whitten

Ninth Season ♦ Virginia Tech '90

Jimmy Whitten is in his ninth year as VMI Associate Head Strength and Conditioning Coach, where he has made a positive impact on the program.

Whitten came from East Carolina University in August 2004, where he was Director of Strength and Conditioning.


While at ECU, Whitten implemented the strength and conditioning programs for Pirate Football and Men's Basketball for three years. He also headed up the strength programs for the Pirate Baseball, Softball, Men's Track, Men's and Women's Soccer, and Swimming teams.

Prior to his ECU tenure, Whitten was head strength and conditioning coach for UNC Charlotte from July, 1999, to February, 2001. He was also assistant strength and conditioning coach at his alma mater, Virginia Tech, for two years after serving as a graduate assistant in the program for two years.

He was a defensive end standout for the Hokies and was named the team's Co-MVP as well as most valuable defensive lineman in 1990. He also held the Captain's Award for Hokie Football in 1990.

Whitten earned a Bachelor of Science in Education at Virginia Tech in 1991 and earned a Masters of Arts in Counseling Education at Virginia Tech in 1996. Whitten is a member of the Collegiate Strength and Conditioning Coaches Association and National Strength and Conditioning Association.

A native of Danville, Va., Whitten and his wife, Eileen, have two children - daughter Mandolin, and son Luke.



After a year that saw VMI baseball post 14 first year players on its roster, the Keydets return with an extra season of experience and look to build upon the lessons of 2012 in the 2013 campaign.

VMI graduated Jacob Morley and George Piccirilli offensively, two of its key cogs in last year's starting lineup and in Morley's case, one of the top offensive threats in recent Keydet history. The Keydets, however, get two of last year's projected starters back from 2012's season-ending injuries, as leadoff hitter Jordan Tarsovich and third baseman Cody Holder will return to the fold this season.

The team also saw Coby Cowgill (Texas) and Adam Lopez (Chicago White Sox) be selected in the 2012 MLB draft and Michael Devine, who ranked #2 all-time in saves at VMI, play his final season at the Institute, but the majority of the rest of the pitching staff returns, including both Reed and John Garrett (not related).

The Keydets open the season at Alabama, will host their first regular season round-robin tournament in Gray-Minor Stadium history, and will see familiar faces at Old Dominion (former VMI coach Chris Finwood) and Western Kentucky (where Jonathan Hadra spent three seasons).

They will do it with two new assistants on staff, as Devine returns as this semester's student assistant while he concludes his degree, and Mike Roberts moves into the volunteer assistant coach role. A full position-by-position preview follows.

Starting Pitching

The Keydets, much as they did last season, will rely on a strong rotation this year. That rotation will lead off with sophomore Reed Garrett, who moves into a starter role after a dominating run as a setup reliever in 2012. Garrett finished 2012 with a sensational run, allowing just three earned runs over his final 18 games and compiling an 0.72 ERA from March 18 through the end of the sea-



son.

The second-year hurler will be joined by junior Campbell Henkel. Henkel went just 1-5 last year and struggled to a 6.86 ERA, but will look to return to his freshman-year form. In 2011, he went 3-0 with a 3.56 ERA, and opponents hit just .216 against him during those first 13 games of his collegiate career.

The third spot in the rotation will have some discussion surrounding it. Junior Connor Bach will start the year in that role, while fifth-year right-hander Jeremy Brown waits. Brown is expected to be ready approximately March 1. Bach, meanwhile, comes off a summer ball performance that saw him earn "Top Performer" honors in the Cal Ripken League for striking out 56 hitters in just 33 2/3 innings.



The early leaders for mid-week starts are Rian Ellis and Jonathan Kelley. Kelley made his first career start late last year and pitched in 11 games as a true freshman, posting a 6.08 ERA. Kelley struck out 11 in 13 1/3 innings last season and allowed just two extra-base hits over that time. Ellis returns to the Keydet roster following a redshirt season of his own due to a knee injury.

Relief Pitching

The Keydet bullpen loses several veterans this year, including the graduating Devine and Alan Watts, as well as Travis Thomas, who will miss the year due to injury. Senior co-captain John Garrett leads the returners, and comes back as the incumbent closer after a 2012 that saw him post six saves, a 2.03 ERA and better



than a 5/1 strikeout to walk ratio. For his efforts, he was tabbed as one of the 75 players on this season's NCBWA's Preseason Stopper of the Year Watch list, and he garnered a pair of second-place votes in the Big South Preseason Pitcher of the Year voting as well.

The primary question for VMI's bullpen, and perhaps the team as a whole, is: Who will get the ball to Garrett? Senior Andrew Montague and redshirt junior Miles McQuaig are in that discussion. McQuaig appeared in 10 games last year, nine in relief, and posted a 5.11 ERA in his first action since 2010. Meanwhile, Montague threw in five contests, allowing four earned runs over 5.1 innings. Montague had spent the previous two seasons exclusively catching, but got a taste of work on the mound during his 2011 summer, pitched well and went on to earn mound work with the Keydets last season.

Also in the mix for the relief innings is right-hander T.J. Lighton, who has had a strong preseason, as well as sophomore Andrew Woods.

VMI will also have several freshmen in its bullpen, most of which will be used in long relief. Jason Stafford is one exception, as the 6'7" right-hander will likely be a situational piece out of the bullpen. Lucas Cash, Taylor Edens and Michael Mack are the likely VMI long relievers for 2013.

Infield

In a change from 2012, the Keydets return virtually every infielder they expect to see playing time this season.

Holder returns as the projected starter at third base. He hit in the middle of the lineup early last season and was solid, including blasting his first collegiate home run against Hartford. He, however, went down with a leg injury on March 6 against William & Mary and would miss the remainder of the season. This year, Holder is projected to return to the middle of the lineup and likely serve as the starting third baseman.

To his left will be returning starting shortstop Nick Dwyer. Dwyer started last season, his true freshman campaign, at second base before shifting to shortstop, and wound up hitting .258 in 45 games with 41 starts. At Gray-Minor Stadium, however, he hit .329 for the year and he hopes to carry that type of success into his second collegiate season.

The projected starter at second base is Drew Bryan, another sophomore. Bryan improved as his freshman campaign progressed, posting a batting average 35 points higher than his season mark during Big South play. At first base, the Keydets are expected to go with junior Berkley Hawkins. Hawkins started at first base for the first two weeks of the 2011 season, and saw time at first base, third base and catcher last year, hitting .262 in 27 games.

Season Preview

Notable infield backups will include Cameron Walter, the redshirt sophomore who saw a great deal of time at first base last season, second baseman Michael Donovan and true freshman Ray Lopez. Walter hit .256 in 39 contests and posted three triples in his first collegiate season, Donovan chipped in a .245 average in 19 games and Lopez comes to VMI after a standout career at Lampeter-Strasburg HS in Lancaster, Pa. Sophomore Thomas Stallings and freshman David Geary can play multiple positions, while Geary provides Coach Ikenberry with the versatility of a left-handed bat.

Outfield

This season, the VMI outfield may very well be the strength of the team. In center field, the Keydets return senior and team co-captain Rob Dickinson, who tore through the Big South last season to the tune of a .354 average in confer-



ence games. All told, Dickinson finished with a .320 average, helped by hitting .388 over the final seven weeks of the season.

He will hit toward the top of the VMI lineup this season, as will left fielder Tarsovich. Tarsovich appeared to be on his way to a breakout season in 2012, hitting .286 in 13 total games, but he was in just four contests after a severe ankle injury suffered March 3 against Hartford. For the year, however, he had five extra base hits among his 12 total hits, accounting for a slugging percentage of .452. Pro-rated over an entire season, that would have ranked him fourth on the team.

The third projected starter in the outfield is sophomore Brandon Angus. Angus became the starting left fielder in late April, and went on to hit .315 and close the year with a six-game hitting streak. The athletic outfielder will look to improve his extra-base power this year after adding 15 pounds of muscle over the offseason.

Leading backups in the outfield will include Gary LeClair, who hit .245 as a true freshman, and redshirt sophomore Will Connerley. Connerley is a transfer from East Carolina who could see time at various spots on the diamond, including catcher, designated hitter and the corner outfield spots. Sophomores Sheldon Shifflett and Brandon Diamond will be part of the battle for time at designated

hitter.

Catching

Matt Winn is the incumbent starter at the position, after starting 41 of the VMI's 52 games in 2012. Winn threw out 27.9% of runners trying to steal against him, including two against South Carolina in his collegiate debut, and he improved considerably offensively over the course of the year. Winn, in fact, raised his average nearly 100 points over the final eight weeks of the campaign. He will be looked to for continued improvement this year, and he will have two capable faces behind him in Red Dowdell and the previously mentioned Connerley.

The highly-touted Dowdell comes to VMI from Arlington's Yorktown HS, where he was a four-year letterwinner and the 2012 National District Player of the Year. He also possesses a strong throwing arm, having thrown out 50 percent of the runners trying to steal in 2012. Connerley, meanwhile, will be seeing his



first collegiate action after transferring from ECU, where he did not see game action in 2011 despite being on the active roster. He is a former four-year letter winner and All-Metro honoree from Lee Davis HS in Mechanicsville, Va.

Connerley and Dowdell are also the front-runners for the designated hitter role. Former outfielder Eric Mayers will also back up at the position.

Designated Hitter

The designated hitter role will help show the flexibility of this year's VMI roster, as Coach Ikenberry can employ a number of options at the position. Sheldon Shifflett has broken out with a solid spring, and Connerley is projected to see time at the position. In addition, Mayers and Stallings could get looks in the DH role as well.



No.	Name	Pos.	B/T	HT	WT	CL	Hometown/Previous School
1	Drew Bryan	2B/SS	R/R	5-9	165	So.	Phillipsburg, Pa./Phillipsburg Osceola
3	Jeremy Brown	RHP	R/R	5-11	175	R-Sr.	Rixeyville, Va./Culpepper
4	Gary LeClair	OF	R/R	5-10	177	So.	Richmond, Va./Steward School
5	Michael Donovan	IF	R/R	6-0	175	So.	Chesapeake, Va./Western Branch
7	Ray Lopez	IF/OF	R/R	6-0	190	Fr.	Lancaster, Pa./Lampeter-Strasburg
8	Matt Winn	C	R/R	6-0	210	R-So.	Richmond, Va./JR Tucker
9	Thomas Stallings	IF	R/R	5-10	180	So.	Charlottesville, Va./Miller School
10	David Geary	IF	L/R	6-2	200	Fr.	Richmond, Va./Benedictine
11	Jonathan Kelley	LHP	L/L	6-2	190	So.	Wilmington, N.C./Ashley
12	Reed Garrett	RHP	R/R	6-1	175	So.	Richmond, Va./Mills Godwin
13	Brandon Diamond	OF	R/R	5-11	180	So.	Chester, Va./Thomas Dale
14	John Garrett	RHP	L/R	6-2	200	Sr.	Norfolk, Va./Maury
16	Nick Dwyer	SS/@B	R/R	6-0	180	So.	Carrollton, Texas/Creek View
17	Michael Mack	RHP	R/R	6-0	175	Fr.	Pittsburgh, Pa./Montour
18	Miles McQuaig	RHP	L/R	6-4	210	R-Jr.	Midlothian, Va./Midlothian
20	Lucas Cash	RHP	R/R	6-1	190	Fr.	Polk County, N.C./Polk County
21	TJ Lighton	RHP	R/R	6-2	205	R-Fr.	Chesapeake, Va./Hickory
22	Eric Mayers	C/OF	R/R	5-10	185	Jr.	Richmond, Va./Hanover
23	Cody Holder	IF	R/R	6-4	190	Jr.	Danville, Va./Tunstall
24	Connor Bach	LHP	L/L	6-6	215	Jr.	Clifton, Va./Centreville
25	Taylor Edens	RHP	R/R	6-1	195	Fr.	Suffolk, Va./Nansemond Suffolk Acad.
26	Berkley Hawkins	1B/3B	R/R	6-2	185	Jr.	Richmond, Va./Trinity
27	Red Dowdell	C	L/R	6-0	205	Fr.	Arlington, Va./Yorktown
28	Campbell Henkel	LHP	R/L	6-3	228	Jr.	Richmond, Va./St. Christopher's
29	Will Connerley	C/OF	R/R	6-1	200	R-Fr.	Mechanicsville, Va./Lee Davis (E. Carolina)
30	Andrew Montague	RHP	R/R	6-1	190	Sr.	Portsmouth, Va./Churchland
31	Rob Dickinson	OF	L/L	6-0	185	Sr.	Richmond, Va./Douglas Freeman
32	Micah Gorman	RHP	R/R	6-0	185	Fr.	Richmond, Va./JR Tucker
33	Jordan Tarsovich	OF	R/R	5-10	175	Jr.	Richmond, Va./Trinity
34	Sheldon Shifflett	OF	R/R	5-9	165	So.	Charlottesville, Va./St Anne's Belfield
35	Rian Ellis	RHP	R/R	6-0	182	R-So.	Chesapeake, Va./Grassfields
36	Andrew Woods	RHP	R/R	6-0	178	So.	Richmond, Va./Benedictine
37	Cameron Walter	IF	L/L	6-4	220	R-So.	Centreville, Va./Centreville
38	Jason Stafford	RHP	R/R	6-7	200	Fr.	Lynchburg, Va./Jefferson Forest
39	Brandon Angus	OF	R/R	6-0	190	So.	Mechanicsville, Va./Lee Davis
	*Travis Thomas	RHP	R/R	6-4	180	Sr.	Fredericksburg, Va./Riverbend

Head Coach:

#19 Marlin Ikenberry (VMI '95), 10th Season

Assistant Coaches:

#2 Jonathan Hadra (VMI '04), Fourth Season and #43 Travis Beazley (Randolph-Macon '06), Second Season

Volunteer Assistant:

#6 Mike Roberts (VMI '09), First Season

Student Assistant: Michael Devine, First Season

*-Will redshirt the 2013 season due to injury

Pronunciation Guide

Travis **BEAZLEY** - BEES-lee

RIAN Ellis - RYAN

Jonathan **HADRA** - Hay-DRUH

Campbell **HENKEL** - HEN-kel

Marlin **IKENBERRY** - EYE-ken-berry

Eric **MAYERS** - MAY-ers

Miles **MCQUAIG** - Mc-Quag (peg)

Jordan **TARSOVICH** - Tarso-VICH

Keydets By State

Virginia- 29

Angus, Bach, Brown, Connerley, Diamond, Dickinson, Donovan, Dowdell, J. Garrett, R. Garrett, Edens, Ellis, Geary, Gorman, Hawkins, Henkel, Holder, LeClair, Lighton, Mayers, McQuaig, Montague, Shifflett, Stafford, Stallings, Tarsovich, Walter, Winn, Woods

Pennsylvania- 3

Bryan, Lopez, Mack

North Carolina- 2

Cash, Kelley

Texas - 1

Dwyer

Keydets By Class (Eligibility)

Seniors - 4

Brown (RS), Dickinson, J. Garrett, Montague

Juniors - 7

Bach, Hawkins, Henkel, Holder, Mayers, McQuaig (RS), Tarsovich

Sophomores - 15

Angus, Bryan, Connerley (RS), Diamond, Donovan, Dwyer, Ellis (RS), R. Garrett, Kelley, LeClair, Shifflett, Stallings, Walter (RS), Winn (RS), Woods

Freshmen - 9

Cash, Dowdell, Edens, Geary, Gorman, Lighton (RS), Lopez, Mack, Stafford

Alphabetical Roster

39	Brandon Angus	OF
24	Connor Bach	LHP
3	Jeremy Brown	RHP
1	Drew Bryan	2B/SS
20	Lucas Cash	RHP
29	Will Connerley	C/OF
13	Brandon Diamond	OF
31	Rob Dickinson	OF
5	Michael Donovan	IF
27	Red Dowdell	C
16	Nick Dwyer	SS/2B
25	Taylor Edens	RHP
35	Rian Ellis	RHP
14	John Garrett	RHP
12	Reed Garrett	RHP
10	David Geary	IF
32	Micah Gorman	RHP
26	Berkley Hawkins	1B/3B
28	Campbell Henkel	LHP
23	Cody Holder	IF
11	Jonathan Kelley	LHP
4	Gary LeClair	OF
21	TJ Lighton	RHP
7	Ray Lopez	IF/OF
17	Michael Mack	RHP
22	Eric Mayers	C/OF
18	Miles McQuaig	RHP
30	Andrew Montague	RHP
34	Sheldon Shifflett	OF
38	Jason Stafford	RHP
9	Thomas Stallings	IF
33	Jordan Tarsovich	OF
37	Cameron Walter	IF
9	Matt Winn	C
36	Andrew Woods	RHP

Squad Analysis

2012 Lettermen	
Returning	25
Lost	8
2012 Position Starters	
Returning	6
Lost	3
2012 Pitchers	
Returning	10
Lost	5
Newcomers	
	8
How They Hit	
Right	27
Left	8
How They Throw	
Right	30
Left	5
How They Pitch	
Right	13
Left	2



Roster

PLAYERS RETURNING

Position Starters

Player	Cl.	Pos.	B/T	GP/GS	AVG	2B	3B	HR	RBI	SB-A
Rob Dickinson	Sr.	OF	L/L	52-47	.320	11	3	6	32	7-12
Nick Dwyer	So.	SS	R/R	45-41	.258	4	1	2	12	6-9
Cameron Walter	R-So.	1B	R/R	39-31	.256	2	3	2	11	0-0
Matt Winn	R-So.	C	R/R	48-41	.220	7	0	2	17	0-1
Drew Bryan	So.	SS/2B	R/R	44-39	.183	0	0	0	8	0-1

Other Position Players Returning

Player	Cl.	Pos.	B/T	GP/GS	AVG	2B	3B	HR	RBI	SB-A
Andrew Montague	Sr.	(C)	R/R	22/13	.143	1	0	1	4	1-1
Berkley Hawkins	Jr.	1B/3B	R/R	27/17	.262	1	0	1	9	0-1
Cody Holder	Jr.	3B/SS	R/R	10/9	.258	1	0	1	6	0-0
Jordan Tarsovich	Jr.	OF/IF	R/R	13/10	.286	3	2	0	4	4-5
Eric Mayers	Jr.	OF	R/R	23/6	.167	4	0	0	1	0-0
Brandon Angus	So.	OF	R/R	32/14	.315	5	0	0	2	4-7
Gary LeClair	So.	OF	R/R	41/28	.245	8	0	0	16	6-11
Michael Donovan	So.	2B	R/R	19/15	.245	2	0	0	4	3-7
Thomas Stallings	So.	IF	R/R	35/12	.115	1	0	0	6	1-1
Sheldon Shifflett	So.	OF	R/R	14/5	.130	0	0	0	2	1-1
Brandon Diamond	So.	DH	R/R	27/9	.255	4	1	0	5	1-2

Pitchers Returning

Player	Cl.	Pos.	W-L	SV	A/GS	ERA	IP	K	BB
Jeremy Brown	R-Sr.	RHP	1-6	0	13/13	4.95	63.2	53	17
John Garrett	Sr.	RHP	2-3	6	24/0	2.03	48.2	51	9
Miles McQuaig	R-Jr.	RHP	0-0	0	10/1	5.11	12.1	10	3
Campbell Henkel	Jr.	LHP	1-5	0	15/14	6.86	61.2	32	19
Connor Bach	Jr.	LHP	0-3	0	11/4	6.75	24.0	22	15
Rian Ellis*	R-So.	RHP	0-0	0	3/0	13.50	2.2	1	1
Reed Garrett	So.	RHP	2-3	1	25/1	2.17	54.0	41	21
Jonathan Kelley	So.	LHP	0-0	0	11/1	6.08	13.1	11	10
Andrew Montague	Sr.	RHP	0-0	0	5/0	6.75	5.1	3	3
Andrew Woods	So.	RHP	0-0	0	2/0	20.25	1.1	1	0

*=2011 stats

PLAYERS LOST

Position Starters


Player	Pos.	GP/GS	AVG	2B	3B	HR	RBI	SB-A
Jacob Morley	OF	52/52	.318	14	4	11	32	2-3
George Piccirilli	1B/DH	52/52	.303	14	0	5	23	3-3
Chase Worthington	3B	41/27	.194	4	0	0	9	1-1

Pitchers

Player	Pos.	W-L	SV	A/GS	ERA	IP	K	BB
Coby Cowgill	RHP	5-5	0	12/12	5.35	69.0	58	30
Andrew Deal	RHP	2-2	0	15/1	7.18	26.1	17	9
Michael Devine	RHP	1-1	3	26/0	5.94	33.1	33	8
Adam Lopez	RHP	1-3	0	8/4	8.40	15.0	18	9
Alan Watts	RHP	1-3	0	16/0	16.20	15.0	13	8




Campbell Henkel



Cody Holder



Reed Garrett



Cameron Walter

2013 Keydet Baseball Schedule

Date	Opponent	Site	Time
Feb. 15	Alabama	Tuscaloosa, Ala.	7:05 p.m.
Feb. 16	Alabama	Tuscaloosa, Ala.	3:05 p.m.
Feb. 17	Alabama	Tuscaloosa, Ala.	2:05 p.m.
Feb. 19	Richmond	Richmond, Va.	2:30 p.m.
Feb. 22	Buffalo	Lexington, Va.	4 p.m.
Feb. 23	Buffalo	Lexington, Va.	12:30 p.m.
Feb. 23	Md. Eastern-Shore	Lexington, Va.	4 p.m.
Feb. 24	Md. Eastern-Shore	Lexington, Va.	4 p.m.
Feb. 27	Old Dominion	Lexington, Va.	4 p.m.
Mar. 1	Binghamton	Lexington, Va.	4 p.m.
Mar. 2	Binghamton (DH)	Lexington, Va.	1 p.m.
Mar. 3	Binghamton	Lexington, Va.	1 p.m.
Mar. 6	Virginia	Charlottesville, Va.	4 p.m.
Mar. 8	Western Kentucky	Bowling Green, Ky.	3 p.m.
Mar. 9	Western Kentucky	Bowling Green, Ky.	2 p.m.
Mar. 10	Western Kentucky	Bowling Green, Ky.	1 p.m.
Mar. 12	James Madison	Harrisonburg, Va.	4 p.m.
Mar. 13	William & Mary	Williamsburg, Va.	4 p.m.
Mar. 15	Radford*	Radford, Va.	6:30 p.m.
Mar. 16	Radford*	Radford, Va.	4 p.m.
Mar. 17	Radford*	Radford, Va.	2 p.m.
Mar. 19	Norfolk State	Lexington, Va.	4 p.m.
Mar. 20	Richmond	Lexington, Va.	4 p.m.
Mar. 22	Longwood*	Farmville, Va.	7 p.m.
Mar. 23	Longwood*	Farmville, Va.	4 p.m.
Mar. 24	Longwood*	Farmville, Va.	1 p.m.
Mar. 26	Virginia Tech	Blacksburg, Va.	5:30 p.m.
Mar. 29	Coastal Carolina*	Lexington, Va.	5 p.m.
Mar. 30	Coastal Carolina* (DH)	Lexington, Va.	1 p.m.
Apr. 2	James Madison	Lexington, Va.	6 p.m.
Apr. 5	VCU	Lexington, Va.	6 p.m.
Apr. 6	VCU	Lexington, Va.	4 p.m.
Apr. 7	VCU	Lexington, Va.	2 p.m.
Apr. 9	William & Mary	Lexington, Va.	6 p.m.
Apr. 12	Charleston So.*	N. Charleston, S.C.	3 p.m.
Apr. 13	Charleston So.*	N. Charleston, S.C.	2 p.m.
Apr. 14	Charleston So.*	N. Charleston, S.C.	2 p.m.
Apr. 17	VCU	Richmond, Va.	6 p.m.
Apr. 19	Campbell*	Buies Creek, N.C.	5 p.m.
Apr. 20	Campbell* (DH)	Buies Creek, N.C.	1 p.m.
Apr. 23	Virginia Tech	Lexington, Va.	6 p.m.
Apr. 24	Norfolk State	Norfolk, Va.	5 p.m.
Apr. 26	Liberty*	Lexington, Va.	6 p.m.
Apr. 27	Liberty*	Lexington, Va.	4 p.m.
Apr. 28	Liberty*	Lexington, Va.	2 p.m.
Apr. 30	Old Dominion	Norfolk, Va.	2 p.m.
May 10	Winthrop*	Lexington, Va.	6 p.m.
May 11	Winthrop*	Lexington, Va.	6 p.m.
May 12	Winthrop*	Lexington, Va.	2 p.m.
May 16	High Point*	Lexington, Va.	6 p.m.
May 17	High Point*	Lexington, Va.	6 p.m.
May 18	High Point*	Lexington, Va.	2 p.m.
May 21-25	Big South Championships	Lynchburg, Va.	

*John Garrett**Jordan Tarsovich**Matt Winn***Home games in Bold**

* Denotes Big South Conference Game

All Times Eastern





Brandon Angus

Sophomore ♦ Outfielder ♦ 6-0 ♦ 190 ♦ R/R

Mechanicsville, Va. ♦ Lee Davis

39

East Carolina and was 3 for 5 with the go-ahead, two-run single that same day in the win over VCU.

High School/Personal: Earned All-District and All-Region his Junior and Senior year while receiving the best defensive player award (OF)...on the football field, was two-time All-District and two-time All-Region...qualified for the state track meet in the 4X100 relay, and also finished in the top five in the region in the 55-meter dash...son of Laurie Haynes.

ANGUS' CAREER HIGHS

AB	5	at VCU, 5/18/12
R	2	vs. East Carolina, 5/18/12
H	3	at VCU, 5/18/12
2B	1 (5x)	Last vs. VCU, 5/17/12
HR		None
BB	1 (3x)	Last vs. East Carolina, 5/18/12
RBI	2	at VCU, 5/18/12
SB	1 (4x)	Last at VCU, 5/18/12
Hit Streak	6, 5/11/12 - 5/18/12	

2012: Hit .315 in 32 games...started VMI's final 11 games...closed the year on a six-game hitting streak, and posted hits in eight of the final nine Keydet games...had three straight games with a double April 24-27...second on the team in hitting (.326) over the club's final 14 games...ranked sixth on the team in doubles despite having just 54 at-bats...posted a two-hit game (his first career) April 10 at VCU...scored two runs May 18 against

Angus' Career Stats

Year	Avg	GP/GS	AB	R	H	2B	3B	HR	RBI	SLG%	BB	HBP	SO	OB%	SB-ATT	PO-A-E	FLD%
2012	.315	32/14	54	9	17	5	0	0	2	.407	3	1	15	.362	4-7	35-0-2	.946
TOTAL	.315	32/14	54	9	17	5	0	0	2	.407	3	1	15	.362	4-7	35-0-2	.946



Connor Bach

Junior ♦ Left-Handed Pitcher ♦ 6-6 ♦ 215 ♦ L/L

Clifton, Va. ♦ Centreville

24

those numbers fell to .290 and 4.32, respectively, in his seven relief appearances.

2011: Pitched 1/3 of an inning Feb. 26 against Binghamton, allowing a run on a hit.

BACH'S CAREER HIGHS

IP, Starter	4.2	vs. Richmond, 4/3/12
IP, Relief	1.2 (2x)	Last at Virginia Tech, 5/2/12
K	7	vs. William and Mary, 3/6/12
BB	3	(3x), Last vs. James Madison, 4/25/12

2012: Went 0-3 with a 6.75 ERA in 11 appearances (four starts)...made his first career start March 6 against William & Mary, striking out a career-high seven but allowing four runs and taking the loss...also started against Richmond, VCU and James Madison in midweek games, going 0-2 over those three contests...had scoreless relief outings against Virginia (3/21), William and Mary (2/28), High Point (3/30) and Virginia Tech (5/2)...opponents hit .354 against Bach in games he started, while he had an 8.04 ERA in those contests, but

High School/Personal: First Team All-District and All-Region (2010)...Honorable Mention All-State...three-year letterwinner at Centreville High School, pitching and playing outfield...can also play first base...will major in mechanical engineering at VMI...signed during the early signing period.

Bach's Career Stats

Year	ERA	W-L	G/GS	CG	SHO	CBO	SV	IP	H	R	ER	BB	SO	HR	B/Avg	WP	HBP
2011	27.00	0-0	1/0	0	0	0	0	0.1	1	1	1	1	1	0	.500	0	0
2012	6.75	0-3	11/4	0	0	0	0	24.0	32	23	18	15	22	2	.333	7	4
TOTAL	7.03	0-3	12/4	0	0	0	0	24.1	33	24	19	16	23	2	.337	7	4





Jeremy Brown

Redshirt Senior ♦ Right-Handed Pitcher ♦ 5-11 ♦ 175 ♦ R/R

Rixeyville, Va. ♦ Culpeper

3

2012: Moved into the Friday role April 13 at Coastal, and was VMI's best starting pitcher over the final six weeks of the year...went 1-2 with a 4.02 ERA in that time, striking out 29 and walking just five...struck out eight in hard-luck loss to Coastal, where two unearned runs cost him the game...went on to fan career-high nine against GWU two weeks later, only to see Gardner-Webb rally in the ninth and win in 10...earned his first win May 11 against Charleston Southern...earlier in the year, had pitched five innings of one-run ball against Youngstown State (3/11)...allowed three runs in 5 1/3 against High Point (4/1)...did not give up an earned run, but was victim of four unearned in no-decision against Lafayette (2/26).

2011: Finished the year 5-3 with a 4.33 ERA in 14 appearances (13 starts)...was a part of three shutouts, the most for a Keydet hurler since 2007...ranked eighth in program history in single-season fewest walks per nine innings...started off the year on a tear, as his ERA was 0.90 after his first four appearances...worked six shutout innings in a 2-0 win over Binghamton (Feb. 26)...threw six shutout innings again versus New Mexico State (March 12), in a 5-0 VMI win...in his other two early season starts, surrendered just one run apiece...also gave up just one run over five frames March

20 at Winthrop...scattered seven hits over six frames at Presbyterian March 27, but took a hard-luck no decision...rebounded from a three-start rough patch in early April with six innings of one-run ball April 17 at Charleston Southern, where he grabbed his third win...beat UNC Asheville May 14 by working six innings, surrendering four hits and striking out seven...worked five shutout innings against High Point in the season's penultimate game, accounting for his third combined shutout of the year.

2010: Had 17 outings on the year, including four starts...ERA sat at 5.85 for the season...was the starting pitcher in VMI's win over then-#1 Virginia (4/14), working out of a first-inning jam to leave with a 3-2 lead...worked 3.1 innings in that game, allowing the two runs...tossed a scoreless inning of relief against #4 Coastal Carolina at the Big South Championship (5/26), striking out one...made his first start of the season against Longwood, throwing 3.1 scoreless innings and scattering five hits to earn the win (predetermined start)...was the victor in VMI's opening day 9-4 win over Bucknell, allowing two runs in 3.1 innings of relief...struck out better than a batter per inning, posting 34 K's in 32.1 frames.

2009: Made eight appearances, including five starts before missing the final two months of the season due to injury...struck out a season-high seven, allowing only two runs, one earned, in his first career start at Richmond (2/25), working four innings...allowed three runs on three hits in three innings at Virginia Tech

(3/18)...in his first conference start, allowed five runs, only two earned, in five innings against UNC Asheville (3/22)...in that start, struck out six.

High School/Personal: Three-year letterman at Culpeper...three-year starter as a pitcher and outfielder...named All-District as a pitcher and as an outfielder...son of Neil Brown and Betty Tortorelli...hit .457 with five home runs and 33 RBIs while playing for American Legion Post 156...majoring in economics & business.

BROWN'S CAREER HIGHS

IP, Starter	8.0	at Gardner-Webb, 4/27/12
IP, Relief	4.2	at The Citadel, 3/16/10
K	9	at Gardner-Webb, 4/27/12
BB	3	(5x), Last at High Point, 4/1/12



Brown's Career Stats

Year	ERA	W-L	G/GS	CG	SHO	CBO	SV	IP	H	R	ER	BB	SO	HR	B/Avg	WP	HBP
2009	6.65	1-5	8/5	0	0	0	0	23.0	30	21	17	14	22	2	.319	5	3
2010	5.85	2-2	17/4	0	0	0	0	32.1	53	24	21	14	34	5	.368	3	9
2011	4.33	5-3	14/13	0	0	3	0	68.2	69	34	33	15	52	6	.257	7	5
2012	4.95	1-6	13/13	0	0	0	0	63.2	78	42	35	17	53	4	.301	2	6
TOTAL	5.08	9-16	52/35	0	0	3	0	187.2	230	121	106	60	161	17	.301	17	23



Drew Bryan

Sophomore ♦ Infielder ♦ 5-9 ♦ 165 ♦ R/R

Phillipsburg, Pa. ♦ Phillipsburg Osceola

1

2012: Hit .183 as a true freshman, although he batted 35 points above that (.218) in Big South action...played primarily second base, although he also saw time at short-stop...drove in eight runs on the season, including one 2/17 at South Carolina...had two hits in middle game of Lafayette series...also had two hits, including key single in five-run fifth inning, April 6 against Winthrop...batted .500 (5-10) in series against Campbell, including two hits on 4/21...also drove in two runs in that game and raised his average 47 points in that series.

High School/Personal: Strong defensive player, who participated in more double plays than he had errors recorded in his senior season...hit .457 as a junior...played for Allegheny Pirates youth development team, the same squad that featured former Keydet Chad Rice and current VMI relief pitcher Michael Devine...Bryan's summer team finished 20th in the U.S. last season during his junior season...son of Lorri Somsky and Andrew Bryan...stepfather is Paul Somsky...stepmother is Tracy Bryan.

BB	1	(11x), Last vs. East Carolina, 5/18/12
RBI	2	vs. Campbell, 4/21/12
SB	None	

BRYAN'S CAREER HIGHS

AB	4	(9x), Last at VCU, 5/18/12
R	2	(2x), Last at UNC Asheville, 3/18/12
H	2	(4x), Last vs. Campbell, 4/21/12
2B	None	
HR	None	



Bryan's Career Stats

Year	Avg	GP/GS	AB	R	H	2B	3B	HR	RBI	SLG%	BB	HBP	SO	OB%	SB-ATT	PO-A-E	FLD%
2012	.183	44/39	109	12	20	0	0	0	8	.183	11	6	47	.289	0-1	52-92-10	.935
TOTAL	.183	44/39	109	12	20	0	0	0	8	.183	11	6	47	.289	0-1	52-92-10	.935



Lucas Cash

Freshman ♦ Right-Handed Pitcher ♦ 6-1 ♦ 190 ♦ R/R

Polk County, N.C. ♦ Polk County

20

and Lisa Cash...intends to major in psychology.

High School/Personal: Four-year letterwinner at Polk County HS, graduating in 2011...two-time team MVP...holds school records for ERA and WHIP (walks + hits/innings pitched) at 0.98 and 1.28 respectively, during his sophomore year and then and set second-lowest ERA as a junior...two-time all-conference...all-state as a junior...lettered in football as a freshman...son of Chip



Will Connerley

Redshirt Sophomore ♦ Catcher/Outfielder ♦ 6-1 ♦ 200 ♦ R/R

Mechanicsville, Va. ♦ Lee Davis

29

crown (co-champs)...named first-team all-district, all-metro, all-region...Second Team all-state honors and was named District Player of the Year...earned second-team all-district honors as a junior...four-time academic all-district in baseball...batted .360 (18-for-50) with a home run, four doubles, two triples, 12 RBI, 19 runs...batted .421 (32-for-76) with nine home runs, 31 RBI, four doubles, three triples, scored 21 runs and stole 10 bases in 19 games in 2009...earned three letters in football...participated in the Perfect Game Showcase in Marietta, Ga...played fall baseball for Lee Banks and the Tidewater Orioles and summer baseball for Tommy Mayers and the Richmond Braves...member of the Beta Club, National Honor Society,Varsity Club, Interact Club and was a Hanover Scholar.

2012: Transferred to VMI from East Carolina...sat out the 2012 season, assisted VMI Athletic Communications staff with game operations...currently serves as the VP for VMI's Class of 2015.

2011: Played at East Carolina...did not see game action.

High School/Personal: Four-year letterwinner at Lee Davis...as a senior, batted .425 with four home runs and helped the Confederates to the 2010 Capital District



Brandon Diamond

Sophomore ♦ Outfielder ♦ 5-11 ♦ 180 ♦ R/R

Chester, Va. ♦ Thomas Dale

13

hit walk 4/1 at High Point...drove in a run against Longwood on April 11...started game-tying rally against James Madison with pinch-hit single in the ninth inning (4/25)...had 2 hits at Virginia Tech on May 2.

High School/Personal: Four-time First Team All-District Academic...three-time First Team All-Region Academic...2011 Winter Scholar-Athlete at Thomas Dale...nominee for school's overall Scholar-Athlete of the Year (2011)...finished eighth in wrestling AAA state tournament in 2009-10...placed fourth in 2010-11's wrestling state tournament...son of Charles and Deborah Honn.

DIAMOND'S CAREER HIGHS

AB	5	at Old Dominion, 3/13/12
R	2	at Old Dominion, 3/13/12
H	3	at Old Dominion, 3/13/12
2B	3	at Old Dominion, 3/13/12
3B	1	vs. Presbyterian, 3/24/12
HR	None	
BB	1 (2x)	Last vs.VCU, 5/1/12
RBI	2	vs. Presbyterian, 3/24/12
SB	1	at Gardner-Webb, 4/28/12
Hit Streak	2 games (2x)	Last 3/16/12 - 3/17/12

Diamond's Career Stats

Year	Avg	GP/GS	AB	R	H	2B	3B	HR	RBI	SLG%	BB	HBP	SO	OB%	SB-ATT	PO-A-E	FLD%
2012	.255	27/9	47	3	12	4	1	0	5	.383	2	0	13	.286	1-2	1-0-0	1.000
TOTAL	.255	27/9	47	3	12	4	1	0	5	.383	2	0	13	.286	1-2	1-0-0	1.000





Rob Dickinson

Senior ♦ Outfield ♦ 6-0 ♦ 185 ♦ L/L

Richmond, Va. ♦ Douglas Freeman

31

2012: Recovered from slow start to hit .388 over the final seven weeks of the season, beginning 4/6...nearly half of his hits during that time (17-38) were for extra bases, including five home runs...hit .384 in the month of April...had nine multi-hit games in the month, including two of the four-hit variety...was 7 for 9 in April 7 doubleheader with Winthrop...earned his first career Big South POTW honor April 10...went 6 for 7 in final two games of Gardner-Webb series...tied for the team lead with 32 RBI...was 3 for 3 March 10 against Youngstown State...hit his first home run March 17 at UNC Asheville...was 2 for 3 April 13 at Coastal, but was caught stealing twice...homered in both ends of doubleheader with Campbell April 20...was 2 for 5 May 1 against VCU, including his final home run of the year...went 3 for 5 with two RBI and two runs scored May 11 against CSU...had three RBI against East Carolina (5/18)...was 2 for 5 and scored two runs in season-ending win at VCU.

2011: Hit .274 in 52 games...saw the majority of his action as the team's starting center fielder...was 3 for 4 in game 1 of twinbill against Binghamton (2/26)...had two hits in win over New Mexico State (3/12)...went 4 for 10 with two RBI over the final two games of the conference-opening Winthrop series (3/19-20)...had a seven-game hitting streak snapped in finale of Presbyterian series (3/27)...was 3 for 4 April 2 against Gardner-Webb...had two hits in win at William & Mary (4/13)...was 4 for 10 with six runs scored in first two games at Charleston Southern (4/15-16)...hit his first

home run of the year in the middle game at CSU...went 2 for 4 in series finale against Liberty (4/23)...also had two hits against James Madison (4/26), helping the Keydets sweep the season series from the Dukes for the first time ever...was 2 for 4 April 30 at Coastal Carolina, including his second home run...had a home run, three RBI and two runs scored May 11 versus Longwood...went 3 for 4 with four RBI against UNC Asheville (5/13)...was 3 for 4 in regular season finale against High Point (5/21).

2010: Played in all but one contest as a true freshman, starting 43...hit .333 on the season with 14 doubles and five home runs...had a solo home run against Winthrop in the Big South Championship (5/27)...also had VMI's first pinch-hit home run of the year (4/27), as well as a crucial blast against #1 Virginia (4/14)...hit .417 with two doubles, a triple and four RBIs in the regular season-ending series versus Presbyterian College...had back-to-back games with go-ahead RBI against Winthrop and PC (5/16 and 5/20)...had a six-game stretch early in the year against La Salle and The Citadel when he hit .529 with four doubles...doubled in each of the games against La Salle, including going 3 for 3 in game four (3/14)...hit .417 with four runs scored and five RBI's in the series against Lafayette...went 3 for 4 with a home run in his first career start, coming against Bucknell.

High School/Personal: Three-year letterman as a center fielder under head coaches Ken Moore and Tag Montague at Douglas Freeman...named First Team All-District and Honorable Mention All-Region...named Team MVP as a sopho-

more and earned the team's offensive award as a freshman...in 2009, hit .508 and earned Outstanding Senior Award...holds the school record with three triples in a game...son of Ken and Ann Dickinson...father played baseball at the University of Richmond...majoring in economics & business.

DICKINSON'S CAREER HIGHS

AB	6	at Charleston Southern, 4/17/11
R	3	(2x), Last at Charleston Southern, 4/16/11
H	4	(3x), Last at Gardner-Webb, 4/28/12
2B	2	(6x), Last vs. East Carolina, 5/18/12
HR	1	(14x), Last vs. VCU, 5/1/12
BB	2	(3x), Last at Gardner-Webb, 4/28/12
RBI	4	vs. UNC Asheville, 5/13/11
SB	1	(16x), Last vs. Charleston Southern, 5/12/12
Hit Streak	7	gms. 3/13 - 3/27/11



Dickinson's Career Stats

Year	Avg	GP/GS	AB	R	H	2B	3B	HR	RBI	SLG%	BB	HBP	SO	OB%	SB-ATT	PO-A-E	FLD%
2010	.333	54/43	165	29	55	14	1	5	27	.521	7	2	19	.364	7-11	91-1-1	.989
2011	.274	52/43	175	22	48	10	0	3	21	.383	6	1	30	.302	3-3	114-0-5	.958
2012	.320	52/47	181	25	58	11	3	6	32	.514	16	7	26	.389	7-12	119-0-1	.992
TOTAL	.309	158/133	521	76	161	35	4	14	80	.472	29	10	75	.353	17-26	324-1-7	.979



Michael Donovan

Freshman ♦ Infielder ♦ 6-0 ♦ 175 ♦ R/R

Chesapeake, Va. ♦ Western Branch

5

crucial RBI double and run scored in season-ending win over VCU.

High School/Personal: Second Team All-District...earned Western Branch Brotherhood Award...father is head basketball coach at Granby HS in Norfolk...son of Michael Donovan and Christi Turner.

HR	None
BB	2 vs. Old Dominion, 3/14/12
RBI	2 at Old Dominion, 3/13/12
SB	1 (3x), Last at Old Dominion, 3/13/12
Hit Streak	4 gms. 3/13 - 3/17/12

DONOVAN'S CAREER HIGHS

AB	6	at Old Dominion, 3/13/12
R	2	at Old Dominion, 3/13/12
H	4	at Old Dominion, 3/13/12
2B	1	(2x), Last at VCU, 5/18/12

2012: Hit .245 as a true freshman, starting 15 of 19 games in which he appeared...had his first collegiate hit March 9 against Youngstown State...had his first career run batted in the next day...was 4 for 6 with two RBI and two runs scored March 13 at Old Dominion...posted a two-hit game March 16 at UNC Asheville...went 7 for 13 in a three-game span March 13-16...was 1 for 4 with a

Donovan's Career Stats

Year	Avg	GP/GS	AB	R	H	2B	3B	HR	RBI	SLG%	BB	HBP	SO	OB%	SB-ATT	PO-A-E	FLD%
2012	.245	19/15	53	8	13	2	0	0	4	.283	8	1	14	.355	3-7	14-42-10	.848
TOTAL	.245	19/15	53	8	13	2	0	0	4	.283	8	1	14	.355	3-7	14-42-10	.848





Red Dowdell

Freshman ♦ Catcher ♦ 6-0 ♦ 205 ♦ L/R

Arlington, Va. ♦ Yorktown

27

Roll...son of Tom and Lisa Dowdell...given name is Ryan Dowdell...intends to major in psychology.

High School/Personal: Four-year letterwinner at Yorktown HS...2012 National District Player of the Year...hit .458 and threw out over 50 percent of runners trying to steal...two-time First Team All-District...first team All-Region, Second Team All-State and First Team All-Met...former UnderArmour Preseason All-American...four-time member of VHSL Academic Honor



Nick Dwyer

Sophomore ♦ Infielder ♦ 6-0 ♦ 180 ♦ R/R

Carrollton, Texas ♦ Creek View

16

at Coastal and May 1 against VCU...one of those hits against VCU was his first collegiate home run...also homered May 12 against Charleston Southern, and was 2 for 4 in the finale of that series the next day.

High School/Personal: Hit .410 with 35 RBI as a junior...two-time winner of school's Crimson Award for Outstanding in Baseball...two-time All-District...Silver Slugger award and school MVP (2010)...2011 Team Captain...son of Keith and Gaylynn Dwyer.

DWYER'S CAREER HIGHS

AB	6	vs. James Madison, 4/25/12
R	2	(4x) Last vs. Winthrop, 4/7/12
H	3	vs. Presbyterian, 3/24/12
2B	1	(4x) Last vs. Charleston Southern, 5/11/12
3B	1	vs. Longwood, 4/11/12
HR	1	(2x), Last vs. Charleston Southern, 5/12/12
BB	2	at Longwood, 4/24/12
RBI	2	(2x), Last vs. Winthrop, 4/6/12
SB	1	(6x), Last vs. Longwood, 4/11/12
Hit Streak	5 gms.,	3/23 - 3/30/12

2012: Hit .258 overall in 45 games, 41 of which he started as a true freshman...hit .329 with six of his seven extra-base hits at Gray-Minor Stadium...started the year at second base (moving to shortstop in March) and collected his first collegiate hit Feb. 18 at South Carolina...went 2 for 4 in 2/24 contest against Lafayette...was 2 for 4 March 10 against Youngstown State...began a six-game hitting streak with a 2 for 4 day March 17 at UNC Asheville...posted his first career three-hit game March 24 against Presbyterian...was 2 for 3 March 27 against ODU...scored four runs in series against Winthrop April 6-7...had two-hit games April 14

Dwyer's Career Stats

Year	Avg	GP/GS	AB	R	H	2B	3B	HR	RBI	SLG%	BB	HBP	SO	OB%	SB-ATT	PO-A-E	FLD%
2012	.258	45/41	132	19	34	4	1	2	12	.348	6	6	42	.317	6-9	69-109-8	.957
TOTAL	.258	45/41	132	19	34	4	1	2	12	.348	6	6	42	.317	6-9	69-109-8	.957



Michael Donovan (L) and Nick Dwyer (R)



Taylor Edens

Freshman ♦ Right-Handed Pitcher ♦ 6-1 ♦ 195 ♦ R/R

Suffolk, Va. ♦ Nansemond Suffolk Academy

25

played at Hampden-Sydney...son of Kirk and Mary Edens...intends to major in Economics and Business.

High School/Personal: Four-year letterwinner at Nansemond-Suffolk Academy...two-time First Team All-Conference and First Team All-Suffolk...posted a 68/9 K/BB ratio his senior year and a 1.23 ERA...team MVP junior year and Pitcher of the Year senior year...uncle Jeff was VMI Class of '85 and a baseball player...father, Kirk,



Rian Ellis

Redshirt Sophomore ♦ Right-Handed Pitcher ♦ 5-11 ♦ 185 ♦ R/R

Chesapeake, Va. ♦ Grassfield

35

High School/Personal: Honorable mention All-District at second base...letterwinner at Grassfield...played summer baseball for Lynn Haven in Virginia Beach...majoring in Economics and Business at the Institute...son of Pam and Bryan Ellis.

2012: Redshirted the 2012 season.

2011: Pitched in three games in 2011...allowed two runs at Florida State during season opener...gave up single runs to Binghamton (Feb. 26) and High Point (May 21) in other outings.

Ellis' Career Stats

Year	ERA	W-L	G/GS	CG	SHO	CBO	SV	IP	H	R	ER	BB	SO	HR	B/Avg	WP	HBP
2011	13.50	0-0	3/0	0	0	0	0	2.2	6	4	4	1	1	1	.400	2	0
TOTAL	13.50	0-0	3/0	0	0	0	0	2.2	6	4	4	1	1	1	.400	2	0



Jeremy Brown, John Garrett and Reed Garrett (L to R)



John Garrett

Senior ♦ Right-Handed Pitcher ♦ 6-2 ♦ 200 ♦ L/R

Norfolk, Va. ♦ Maury

14

2012: Served as team's closer for much of the season...posted a 2.03 ERA in 48 2/3 innings (24 games)...recorded six saves on the year...did not allow an earned run over his first four outings, spanning eight innings, although he did take a loss in that time (five innings, one unearned run against Lafayette 2/26)...picked up his first save of the year March 9 against YSU, working four innings and giving up a run...struck out a season-high tying five batters in that game...pitched three shutout innings March 16 at UNC Asheville...closed out back to back wins over Presbyterian March 23 and 24...struck out the final batter with the tying run on second to end a win over Richmond April 3...got a save against Winthrop in his next outing, April 6...gave up the game-winning home run in the 10th against Coastal on April 15, but rebounded to pick up his first win of the year April 20 against Campbell...also won the next day, accounting for his two wins on the year...pitched two shutout innings May 1 against VCU, and then closed out the season-ending win at The Diamond May 18, inducing a double-play ground ball in the eighth and striking out the final hitter in the ninth.

2011: Appeared in 20 games, including five starts, and posted a 5.79 ERA...vultured a relief win against Bucknell on March 5...worked 1 1/3 scoreless innings at Oregon State (3/13)...threw two hitless innings against Presbyterian (3/27)...picked up the win in his first career start, beating William & Mary on April 13 for VMI's first

win ever at Plumeri Park...got the victory in a predetermined three-inning start April 26, besting JMU 10-4...started the season finale against High Point.

2010: Had VMI's best relief numbers on the season, posting a 6-1 record and a 2.70 ERA in 19 appearances...allowed just a .215 opponent batting average...gave up just eight hits with the bases empty (8 for 55, .145 OBA)...first collegiate win came against Maryland (3/2)...earned three wins in six days during early April, winning two games at UNC Asheville and then retiring all four batters in a 3-2 win over James Madison (4/7)...closed out VMI's 12-3 win over then-#1 Virginia (4/14) with a perfect ninth, including a strikeout...earned the victory against UNC Asheville at the Big South Championship (5/25) by allowing just one run in four innings...retired 15 of 16 hitters he faced in relief in opening game of doubleheader vs. Presbyterian College (5/20), picking up the victory...allowed just one run in 2.1 innings vs. #7 Coastal Carolina (4/25), striking out two...worked a scoreless ninth to claim his first collegiate save at The Citadel (3/16), striking out two and allowing one hit.

Summer: Had a 2.43 ERA in 22 outings for the Peninsula Pilots of the Coastal Plain League.

High School/Personal: Two-year letterman at Maury under head coach Chris Howlett...as a senior, hit .568 with four home runs and 45 RBIs while going 5-1 on the mound with a 1.98 ERA...named Eastern District Player of the Year, First Team All-Region and Second Team All-State (AAA) as a senior...also earned First Team All-Tidewater accolades in his senior season...helped lead the Commodores to Eastern District regular season and

tournament titles as a senior...as a junior, hit .428 and went 3-0 with a no-hitter to his credit...in 2008, helped Maury to both a regular season and tournament championship in the Eastern District...graduated with Honors and was a member of the National Society of High School Honors...son of Bill and Patty Garrett...played for American Legion Post 60, helping them to a third-place showing in the state championship...selected as a member of the Regional All-Star Team...majoring in econom-



ics & business.

JOHN GARRETT'S CAREER HIGHS

IP, Start	3.0	(3x), Last vs. High Point, 5/21/11
IP, Relief	5.0	(2x), Last vs. Lafayette, 2/26/12
K	5	vs. Lafayette, 2/26/12
BB	2	(4x), Last vs. Charleston So., 5/13/12

John Garrett's Career Stats

Year	ERA	W-L	G/GS	CG	SHO	CBO	SV	IP	H	R	ER	BB	SO	HR	B/Avg	WP	HBP
2010	2.70	6-1	19/0	0	0	0	1	33.1	26	12	10	7	29	0	.215	4	4
2011	5.79	4-2	20/5	0	0	0	0	32.2	49	23	21	8	27	4	.340	3	0
2012	2.03	2-3	24/0	0	0	1	6	48.2	49	19	11	9	51	6	.257	4	3
TOTAL	3.30	12-6	63/5	0	0	1	7	114.2	124	54	42	24	107	10	.272	11	7



Reed Garrett

Sophomore ♦ Right-Handed Pitcher ♦ 6-1 ♦ 175 ♦ R/R

Richmond, Va. ♦ Mills Godwin

12

2012: Freshman moved into a primary setup role late in the year...after March 18, Garrett allowed just three earned runs in 37 1/3 innings (0.72 ERA) while opponents hit just .227...surrendered just 29 hits and struck out 30 during that stretch...of all his outings, none was better than May 11 against CSU, when he faced the minimum in a four-inning save (first career), allowing just one hit and striking out season-high six...picked up his first career win March 3 against Hartford...also won March 24 against Presbyterian...made his first career start 3/13

at ODU...had a string of six straight scoreless outings snapped 4/7 against Winthrop, when he took the loss in a doubleheader opener despite allowing just one unearned run...walked four in four innings in that game, a season-high (walked no more than two in another game this year)...took the loss in collegiate debut 2/18 at then-#2 South Carolina.

High School/Personal: 10-1 as a junior, earned honorable mention All-Colonial District honors...named All-State as an outfielder last season while pitching as well...hit .440 with 19 steals and was named District Player of the Year...Honor Roll student and member of the Beta Club...father played semi-pro ball, and brother pitched for Lynchburg College...son of Bobby and Barb

Garrett.

REED GARRETT'S CAREER HIGHS

IP, Start	3.0	at Old Dominion, 3/14/12
IP, Relief	5.0	vs. Hartford, 3/3/12
K	6	vs. Charleston Southern, 5/11/12
BB	4	vs. Winthrop, 4/7/12

Reed Garrett's Career Stats

Year	ERA	W-L	G/GS	CG	SHO	CBO	SV	IP	H	R	ER	BB	SO	HR	B/Avg	WP	HBP
2012	2.17	2-3	25/1	0	0	0	1	54.0	47	18	13	21	41	2	.242	7	1
TOTAL	2.17	2-3	25/1	0	0	0	1	54.0	47	18	13	21	41	2	.242	7	1



David Geary

Freshman ♦ Infielder ♦ 6-2 ♦ 200 ♦ L/R

Richmond, Va. ♦ Benedictine

10

RBA West Elite and American Legion 125 teams...was a teammate of fellow freshman Micah Gorman at Legion 125...played both third base and shortstop during his time at Benedictine...a member of the National Honor Society and was the President of his school's chapter of the Fellowship of Christian Athletes...son of Cory and Daniel Geary.

High School/Personal: Four-year letterwinner at Benedictine HS...all-state as a senior...also played for the



Micah Gorman

Freshman ♦ Right-Handed Pitcher ♦ 6-0 ♦ 185 ♦ R/R

Richmond, Va. ♦ JR Tucker

32

Commonwealth Games...two-time All-Academic...threw two complete games and posted a 1.42 ERA junior season...also pitched for American Legion 125, where he played with fellow freshman David Geary...son of John and Cheryl Gorman...intends to major in Chemistry.

High School/Personal: Graduate of JR Tucker HS in Richmond...first team All-District (2011)...pitched in



Berkley Hawkins

Junior ♦ Infielder ♦ 6-2 ♦ 185 ♦ R/R

Richmond, Va. ♦ Trinity

26

six of VMI's first seven games...was 4 for 28 on the year...went 1 for 4 with an RBI at #10 Virginia (2/23)...had two hits in three trips against New Mexico State (3/12)...had his first collegiate extra-base hit, a double, against Gardner-Webb April 3.

Engineering...signed during the early signing period.

2012: Hit .262 in 27 games (65 at-bats)...started 17 games, playing both catcher and, for the first time, third base...made his first start at third base March 23 against Presbyterian and went 3 for 3 with four RBI and his first career home run...hit .700 (7 for 10) in that series and scored four runs...was 2 for 4 with two RBI April 11 against Longwood.

High School/Personal: Holds Trinity's school records for career home runs (22), single-season home runs (11) and single-season runs batted in (39)...hit .480 during his junior and senior seasons...is the third member of this class to have played in the Commonwealth Games...two-time All-State...HS teammate of fellow Keydet freshman Jordan Tarsovich...notched a Cum Laude score on the National Latin Exam...son of Chris and Michelle Hawkins...plans to major in Civil

HAWKINS' CAREER HIGHS

AB	4	(7x), Last at Coastal Carolina, 4/13/12
R	2	vs. Presbyterian, 3/23/12
H	3	vs. Presbyterian, 3/23/12
2B	1	vs. Presbyterian, 3/23/12
3B		None
HR	1	vs. Presbyterian, 3/23/12
BB	1	(3x), Last vs. Lafayette, 2/25/12
RBI	4	vs. Presbyterian, 3/23/12
SB		None
Hit Streak	3 gms.	3/23 - 3/25/12

2011: Saw action in 21 contests, starting seven...started

Hawkins' Career Stats

Year	Avg	GP/GS	AB	R	H	2B	3B	HR	RBI	SLG%	BB	HBP	SO	OB%	SB-ATT	PO-A-E	FLD%
2011	.143	21/7	28	3	4	1	0	0	1	.179	2	0	5	.200	0-0	90-3-2	.979
2012	.262	27/17	65	7	17	1	0	1	9	.323	1	0	15	.269	0-1	25-16-4	.911
TOTAL	.226	48/24	93	10	21	2	0	1	10	.280	3	0	20	.247	0-1	115-19-6	.957



Berkley Hawkins (L) and Campbell Henkel (R)





Campbell Henkel

Junior ♦ Left-Handed Pitcher ♦ 6-3 ♦ 228 ♦ L/L

Richmond, Va. ♦ St. Christopher

28

2012: Pitched in 14 games on the season, including 13 starts...went 1-5 with a 6.86 ERA...picked up his win March 10 against Youngstown State, allowing just one earned run over six innings...gave up four runs over six innings in a solid start 3/24 against Presbyterian, but got no-decision...hard-luck loser March 31 at High Point, allowing two runs over 5 2/3 frames...pitched very well in televised game (ESPNU) at Coastal Carolina, surrendering two runs over 5 1/3 innings, and again getting no-decision.

2011: Saw action in 13 games with one start...posted a 3.56 ERA in 30 1/3 innings...made his first collegiate start March 22 at Longwood, allowing three runs in 3 2/3 innings and getting a no-decision...began his collegiate career with a relief outing at Florida State, where he allowed two runs over three innings...pitched two

shutout frames four days later against William & Mary in VMI's home opener, and picked up his first collegiate win...ran his mark to 2-0 by surrendering one earned run in three frames against Bucknell (March 4), striking out five...worked 1 1/3 shutout frames in March 8 win at James Madison, VMI's first win in Harrisonburg since 1976...threw season-long 5 2/3 innings against Gardner-Webb April 2, allowing just one run on three hits...pitched two shutout innings April 6 against Virginia Tech...did not allow an earned run over his final three outings, spanning 7 2/3 frames...picked up his third win of the year, against no losses, in season finale against High Point.

High School/Personal: Threw perfect game against Benedictine...struck out 11 in that game, including eight of the final 12 hitters...came back just 10 days later and threw a no-hitter against Liberty Christian...also has logged another no-hitter during his career...2010 VISAA Player of the Year...went 9-1 with a 1.29 ERA...had 116 strikeouts in 64 2/3 innings pitched...threw three shutouts...three-time All-State and All-Prep (2008-10)...two-time All-Metro (2009-10)...son of Merle and

Anne Henkel...will major in Economics and Business...signed during the early signing period.

HENKEL'S CAREER HIGHS

IP, Start	7.0	at UNC Asheville, 3/17/12
IP, Relief	5.2	vs. Gardner-Webb, 4/2/11
K	6	vs. Presbyterian, 3/24/12
BB	4	vs. Bucknell, 3/4/11

Henkel's Career Stats

Year	ERA	W-L	G/GS	CG	SHO	CBO	SV	IP	H	R	ER	BB	SO	HR	B/Avg	WP	HBP
2011	3.56	3-0	13/1	0	0	0	0	30.1	24	14	12	17	18	2	.216	5	4
2012	6.86	1-5	15/14	0	0	0	0	61.2	89	56	47	19	32	9	.342	9	4
TOTAL	5.77	4-5	28/15	0	0	0	0	92.0	113	70	59	36	50	11	.305	14	8



Cody Holder

Junior ♦ Infielder ♦ 6-4 ♦ 190 ♦ R/R

Danville, Va. ♦ Tunstall

23

2012: Hit .258 in 10 games, starting nine...had his first career home run March 4 against Hartford...went 5 for 12 in that series with four RBI...also scored six total runs against the Hawks, highlighted by a 2 for 4 day March 4 when he scored three times and drove in three...saw time at every infield position except second base...suffered injury March 6 against William & Mary and would miss the rest of the season.

2011: Saw action in 23 games, starting seven...went 5 for 26 (.192) at the plate with two RBI...was the frequent shortstop replacement when Sam Roberts was pitching, including starting several games when Roberts was the starting pitcher...had his first collegiate hit Feb. 19 at Florida State...went 1 for 3 in the series finale at FSU (2/20) in his first collegiate start...had hits against Bucknell (3/5) and JMU (3/8)...had an RBI hit against Oregon State (3/12).

High School/Personal: Four-year letterwinner at Tunstall High School...four-year starter and two-year team captain...broke the school single-season hits record his senior year, and also holds the program's record for career hits...District Player of the Year, and Region Co-Player of the Year (2010)...First Team All-State shortstop and All-Metro Player of the Year (2010)...member of the NCBA Golden Spikes team...also participated in the North Carolina Baseball Academy...honor graduate, graduate of merit, beta graduate and received his high school's leadership award...son of Beth and Wayne Holder...plans to major in Civil Engineering.

HOLDER'S CAREER HIGHS

AB	4	(6x), Last vs. Hartford, 3/4/12
R	3	vs. Hartford, 3/4/12
H	2	(2x), vs. Hartford, 3/4/12
2B	1	vs. Hartford, 3/3/12
3B	None	
HR	1	vs. Hartford, 3/4/12
BB	1	vs. Lafayette, 2/25/12
RBI	3	vs. Hartford, 3/4/12
SB	None	
Hit Streak	3 gms., (2x) Last 3/3 - 3/4/12	



Holder's Career Stats

Year	Avg	GP/GS	AB	R	H	2B	3B	HR	RBI	SLG%	BB	HBP	SO	OB%	SB-ATT	PO-A-E	FLD%
2011	.185	23/7	27	2	5	0	0	0	2	.185	0	1	5	.214	0-0	10-19-2	.935
2012	.258	10/9	31	7	8	1	0	1	6	.387	1	2	7	.324	0-0	20-19-0	1.000
TOTAL	.224	33/16	58	9	13	1	0	1	8	.293	1	3	12	.274	0-0	30-38-2	.971



Jonathan Kelley

Sophomore ♦ Left-Handed Pitcher ♦ 6-2 ♦ 190 ♦ L/L

Wilmington, N.C. ♦ Ashley

11

striking out five over three innings and allowing just one run.

High School/Personal: 4A All-State Team... Ashley High School Scholar-Athlete... team MVP... All-Conference... Star News All-Area... All-Area Co-Player of the Year... Mid-Eastern Conference Player of the Year.

KELLEY'S CAREER HIGHS

IP, Start	3.0	vs. VCU, 5/1/12
IP, Relief	4.2	vs. James Madison, 4/25/12
K	5	vs. VCU, 5/1/12
BB	2 (3x)	Last vs. Charleston So., 5/13/12

2012: Made 11 appearances as a true freshman, including one start...posted a 6.08 ERA...had five walks in his first 2 1/3 collegiate innings (four games), but only five in the remaining nine contests in which he pitched...threw shutout innings against William and Mary (3/6), Youngstown State (3/10) and Old Dominion (3/27), but breakout game came April 25 against JMU, when he allowed only two hits over 4 2/3 innings, striking out three...made his first career start May 1 against VCU,

Kelley's Career Stats

Year	ERA	W-L	G/GS	CG	SHO	CBO	SV	IP	H	R	ER	BB	SO	HR	B/Avg	WP	HBP
2012	6.08	0-0	11/1	0	0	0	0	13.1	13	9	9	10	11	1	.250	4	3
TOTAL	6.08	0-0	11/1	0	0	0	0	13.1	13	9	9	10	11	1	.250	4	3



Gary LeClair

Sophomore ♦ Outfielder ♦ 5-10 ♦ 180 ♦ R/R

Richmond, Va. ♦ Steward School

4

game series against Presbyterian College, including 3 for 5 with two doubles in opener...was 3 for 4 April 1 at High Point, part of a 4 for 10 effort in a series that saw him lead the team in batting average.

High School/Personal: Hit .543 as a senior, scoring 52 runs and stealing 33 bases...also was First Team All-State for the second straight year, along with earning All-Conference and District honors...hit nine home runs and drove in 42...As a junior, hit .400 with 27 stolen bases, showed power as well by hitting 10 home runs...was All-Conference and All-Tournament as a junior as well...also pitched in 2010, going 6-1 with a 1.70 ERA...member of the National Honor Society...son of April and Gary LeClair.

LECLAIR'S CAREER HIGHS

AB	6	at Old Dominion, 3/13/12
R	3	vs. Presbyterian, 3/23/12
H	3	(2x), Last at High Point, 4/1/12
2B	2	vs. Presbyterian, 3/23/12
3B	None	
HR	None	
BB	1	(4x), Last vs. East Carolina, 5/18/12
RBI	3	vs. Youngstown State, 3/10/12
SB	1	(6x), Last at High Point, 4/1/12
Hit Streak	6 gms (2x)	Last 3/18 - 3/27/12

2012: Hit .245 as a true freshman...played in 41 games, starting 28 at DH and the various OF positions...had eight doubles on the year, the fourth-most for VMI...made his first collegiate start at South Carolina 2/18...recorded his first hit against Hartford March 3...had game-winning hit in the finale of that day's doubleheader, a pinch-hit single in the seventh...went 5 for 13 with five RBI in three-game set with Youngstown State, also notching three doubles (3/9-3/11)...went 2 for 6 March 13 at Old Dominion...went 6 for 11 in three-

LeClair's Career Stats

Year	Avg	GP/GS	AB	R	H	2B	3B	HR	RBI	SLG%	BB	HBP	SO	OB%	SB-ATT	PO-A-E	FLD%
2012	.245	41/28	110	14	27	8	0	0	16	.318	4	3	19	.291	6-11	49-1-6	.893
TOTAL	.245	41/28	110	14	27	8	0	0	16	.318	4	3	19	.291	6-11	49-1-6	.893



TJ Lighton

Redshirt Freshman ♦ Right-Handed Pitcher ♦ 6-2 ♦ 205 ♦ R/R

Chesapeake, Va. ♦ Hickory

21

ors at that position...Lighton also went 3-1 on the mound playing for Hitters Warehouse during the summer and had the Hickory HS baseball team's highest GPA in 2010...son of Jolinda and Ken Lighton.

2012: Redshirted the 2012 season.

High School/Personal: First Team All-SE District in 2011...struck out better than a batter per inning in 2010, when he was named honorable mention All-Southeastern District...posted a solid 2.80 ERA with two saves on the mound, and also hit .330 while playing first base...that earned him Second Team All-District hon-





Ray Lopez

Freshman ♦ Infielder ♦ 6-0 ♦ 190 ♦ R/R

Lancaster, Pa. ♦ Lampeter-Strasburg

7

High School/Personal: Three-year letterwinner at Lampeter-Strasburg HS...two-time First Team All-Section, both in 2012 (one as RHP, one as IF)...2011 Second Team All-Section (SS)...Prep Baseball's State All-Tournament Team...team MVP of District Playoff...team leadership award...holds single-season school records for stolen bases and walks...holds career school record for stolen bases as well...son of Juanito Dueno and Ray Lopez.



Michael Mack

Freshman ♦ Right-Handed Pitcher ♦ 6-0 ♦ 175 ♦ R/R

Pittsburgh, Pa. ♦ Montour

17

High School/Personal: Three-year letterwinner as an RHP and SS at Montour HS in Pittsburgh, Pa...also lettered four years on the bowling team and was team captain, and spent two years on the Universal Cheerleading Association National Championship (2011) winners...son of Robert and Rhonda Mack...intends to major in English.



Eric Mayers

Junior ♦ Catcher/Outfielder ♦ 5-11 ♦ 185 ♦ R/R

Mechanicsville, Va. ♦ Hanover

22

20...started three of VMI's next five games after that series...had his first collegiate extra base hit at Oregon State March 12, and also scored a run.

High School/Personal: Four-year letterwinner at Hanover...also played for the Richmond Braves, and was a teammate of fellow Keydet recruit Jordan Tarsovich...former VHSL All-Star Game MVP...three-year All-Academic Team member...brother Jacob is a 1B/RHP for the University of Richmond...son of Dayle and Tommy Mayers...intends to major in International Studies.

MAYERS' CAREER HIGHS

AB	4	(3x), Last at Coastal, 4/14/12
R	1	(5x), Last vs. Longwood, 4/11/12
H	2	vs. Longwood, 4/11/12
2B	1	(4x), Last at Coastal, 4/14/12
HR		None
BB	2	vs. Hartford, 3/4/12
RBI	1	vs. Longwood, 4/11/12
SB		None
Hit Streak	3 gms.	4/7 - 4/11/12

2012: Saw action in 23 games, starting six...hit .167 in 36 at-bats...had a pinch-hit double March 18 at UNC Asheville...posted a 2 for 4 effort April 11 against Longwood...went 0 for 2 in pinch-hitting roles in Gardner-Webb series.

2011: Played in 13 games, starting four, as a true freshman...was 3 for 16 at the plate (.188) in limited duty...went 2 for 4 in season-opening Florida State series, including 1 for 3 in his first collegiate start Feb.

Mayers' Career Stats

Year	Avg	GP/GS	AB	R	H	2B	3B	HR	RBI	SLG%	BB	HBP	SO	OB%	SB-ATT	PO-A-E	FLD%
2011	.188	13/4	16	2	3	1	0	0	0	.250	0	1	6	.235	0-0	8-1-1	.900
2012	.167	23/6	36	3	6	4	0	0	1	.278	4	3	17	.302	0-0	7-0-1	.875
TOTAL	.173	36/10	52	5	9	5	0	0	1	.269	4	4	23	.283	0-0	15-1-2	.889





Andrew Montague (L) and Miles McQuaig (R)



Miles McQuaig

Redshirt Junior ♦ Right-Handed Pitcher ♦ 6-4 ♦ 210 ♦ L/R

Midlothian, Va. ♦ Midlothian

18

ground in game one against UMES (3/5), allowing three runs over 1.2 innings...also had six at-bats on the year, including a pinch-hit single for his first collegiate hit, 3/6 against UMES.

High School/Personal: Three-year letterman under head coach Scott Hueston at Midlothian...named Second Team All-District as both a pitcher and outfielder in his senior year...hit .489 with four doubles, two home runs, a .850 slugging percentage and 24 RBIs as a senior...also went 6-2 with a 3.12 ERA and was named Team MVP in his senior season...went 7-0 as a pitcher and hit .450 with 22 RBIs in his sophomore season, helping lead Midlothian to a 17-3 mark...son of David and Kathy McQuaig...played with the Richmond Braves, and won two state championships with the Rise Baseball Club...named to the 2009 Top Prospect team at the 2008 VVBA Championship...was ranked among the top 25 players in Virginia by Impact Baseball...majoring in psychology.

MCQUAIG'S CAREER HIGHS

IP, Start	2.0	at Longwood, 4/24/12
IP, Relief	3.0 (2x)	Last vs. Longwood, 4/11/12
K	6	vs. Presbyterian College, 5/21/10
BB	2	vs. Coastal Carolina, 4/23/10

2012: Posted a 5.11 ERA in 10 outings, with one start...made his first career start April 24 at Longwood...pitched his first game since 2010 March 6 against William & Mary, retiring one batter...did not allow a run in his first six outings of the season, a span of five innings...went 1 2/3 hitless innings against Old Dominion on March 27...pitched a season-high three frames April 11 in loss to Longwood, allowing two runs.

2011: Did not play.

2010: Made six appearances on the mound...posted a 5.62 ERA, but did strike out 11 hitters over just eight innings...struck out a career-best six in three innings against Presbyterian College (5/21), allowing two solo home runs...came in with the bases loaded against Radford (5/1) and retired the next two batters without allowing a run...recorded a shutout ninth against #7 Coastal Carolina...made his first appearance on the

McQuaig's Career Stats

Year	ERA	W-L	G/GS	CG	SHO	CBO	SV	IP	H	R	ER	BB	SO	HR	B/Avg	WP	HBP
2010	5.62	0-0	6/0	0	0	0	0	8.0	8	5	5	4	11	2	.258	1	0
2012	5.11	0-0	10/1	0	0	0	0	12.1	17	10	7	3	10	2	.309	0	2
TOTAL	5.31	0-0	16/1	0	0	0	0	20.1	25	15	12	7	21	4	.291	1	2



Andrew Montague

Senior ♦ Right-Handed Pitcher ♦ 6-1 ♦ 190 ♦ R/R

Portsmouth, Va. ♦ Churchland

30

less innings against Lafayette 2/25...gave up just an earned run to William & Mary March 6.

Summer: Saw action in 15 games behind the plate and six on the mound for the Peninsula Pilots (CPL)...hit .250 with four RBI...posted a 1-0 record on the mound, allowing four earned runs over six innings.

2011: Hit .234 during the 2011 campaign, serving primarily as VMI's backup catcher...saw action in 25 games overall...got the start in season opener at Florida State (2/18)...had an RBI in second game of Bucknell twinbill (3/5)...went 2 for 3 at Charleston Southern April

16...had two hits in second game of Liberty doubleheader (4/23)...went 1 for 3 in season finale against High Point.

Summer: Played summer ball for the Rockbridge Rapids, a Valley League team based in Lexington, and hit .225 in 30 games...also pitched for Rockbridge, including the final four innings of the League semifinals to pitch the Rapids into their first League Championship Series.

Player Profiles

2010: Hit .389 in 20 games (36 AB)...hit his first career home run in the opener against PC (5/20)...made two starts in the Big South Championship, hitting .375 with a double and three RBI's...had a pinch-hit double against Winthrop (5/27)...made his first start of the season against Winthrop (5/16)...had a single in the ninth inning against VCU (4/28)...went 2 for 3 with a double and a run scored against JMU (3/24)...nailed a pinch-hit, RBI double in game two against La Salle (3/13), starting VMI's comeback for an eventual walk-off win...had a pinch-hit single in game one against UMES (3/5) before going 3 for 6 with a double, two RBI's and three runs scored in game two...hit safely in 11 of the 16 games in which he recorded a plate appearance.

High School/Personal: Three-year letterman under head coach Billy Kline at Churchland...as a junior, hit .431 with 31 RBIs and was named First Team All-District and Second Team All-Region...also earned All-Tidewater recognition...as a senior, hit .407 with 27 RBIs...also lettered while playing volleyball and was named Team MVP...earned a Scholar-Athlete Award from the U.S. Army Reserves...son of Leo Montague and Aimi Estacion...played for American Legion Posts 310 and 327...majoring in psychology.

2B	1	(5x), Last vs. William and Mary, 3/6/12
HR	1	(2x), Last vs. Youngstown State, 3/9/12
RBI	2	(3x), Last vs. Youngstown St., 3/9/12
BB	1	(7x), Last vs. Campbell, 4/21/12
SB	1	(2x), Last vs. Hartford, 3/4/12
Hit Streak	4 (2x)	Last - 4/6/11 through 4/19/11
IP, Relief	1.2	vs. Lafayette, 2/25/12
K	2	at Virginia Tech, 5/2/12
BB	1	(3x), Last vs. VCU, 5/17/12

MONTAGUE'S CAREER HIGHS

AB	6	vs. UMES, 3/6/10
R	3	vs. UMES, 3/6/10
H	3	vs. UMES, 3/6/10

Montague's Career Stats

Year	Avg	GP/GS	AB	R	H	2B	3B	HR	RBI	SLG%	BB	HBP	SO	OB%	SB-ATT	PO-A-E	FLD%
2010	.389	20/7	36	9	14	5	0	1	8	.611	0	0	5	.389	1-2	48-8-2	.966
2011	.234	25/11	47	2	11	1	0	0	4	.255	1	0	11	.245	0-3	71-9-4	.952
2012	.143	22/13	49	6	7	1	0	1	4	.224	6	1	11	.250	1-1	78-8-1	.989
TOTAL	.301	45/18	83	11	25	6	0	1	12	.410	1	0	16	.306	1-5	119-17-6	.958

Year	ERA	W-L	G/GS	CG	SHO	CBO	SV	IP	H	R	ER	BB	SO	HR	B/Avg	WP	HBP
2012	6.75	0-0	5/0	0	0	0	0	5.1	9	6	4	3	3	0	.346	5	0
TOTAL	6.75	0-0	5/0	0	0	0	0	5.1	9	6	4	3	3	0	.346	5	0



Sheldon Shifflett

Sophomore ♦ Outfielder ♦ 5-9 ♦ 165 ♦ R/R

Charlottesville, Va. ♦ St. Anne's Belfield

34

High School/Personal: Hit .370 as a junior, earning honorable mention All-State honors in the process...he posted an OPS (on-base plus slugging) of 1.232, including an on-base percentage of nearly .500 that season...Shifflett is a four-year letterwinner in both baseball and football, and has earned academic honors each of those seasons as well...he also played for the AAU National Champions in 2007 and won the MVP honors...son of Vernell and James Shifflett.

SHIFFLETT'S CAREER HIGHS

AB	4	(3x), Last vs. Hartford, 3/4/12
R		None
H	1	(3x), Last vs. Hartford, 3/4/12
2B		None
3B		None
HR		None
RBI	1	(2x), Last vs. East Carolina, 5/18/12
BB	1	at UNC Asheville, 3/18/12
SB	1	vs. Hartford, 3/4/12
Hit Streak		2 gms., 3/3-3/4/12

2012: Was 3 for 23 (.130) as a true freshman...saw action in 14 games, starting five...picked up his first collegiate hit 2/26 against Lafayette in his first start...had a RBI hit March 4 in his second straight start against Hartford...also had a stolen base in that game...made his final start of the year March 13 at Old Dominion.

Shifflett's Career Stats

Year	Avg	GP/GS	AB	R	H	2B	3B	HR	RBI	SLG%	BB	HBP	SO	OB%	SB-ATT	PO-A-E	FLD%
2012	.130	14/5	23	0	3	0	0	0	2	.130	1	1	12	.200	1-1	5-1-1	.857
TOTAL	.130	14/5	23	0	3	0	0	0	2	.130	1	1	12	.200	1-1	5-1-1	.857



Jason Stafford

Freshman ♦ Right-Handed Pitcher ♦ 6-7 ♦ 200 ♦ R/R

Lynchburg, Va. ♦ Jefferson Forest

38

Mention while playing for Richmond Braves travel team...Virginia Stars member...Team USA - North Atlantic...two-year letterwinner in basketball...son of Bill and Sherry Stafford...intends to major in Economics and Business.

High School/Personal: Two-year letterwinner at Jefferson Forest HS...Rawlings All-East Coast Honorable



Thomas Stallings

Sophomore ♦ Infielder ♦ 5-10 ♦ 180 ♦ R/R

Charlottesville, Va. ♦ Miller School

9

two walks 4/21 against Campbell.

High School/Personal: Named Second Team All-State in 2011...four-year starting shortstop for the Miller School, including on a team that advanced to the state semifinals in 2008...First Team All-Conference selection (2010)...Second Team All-State honoree (2010)...participated in a pair of 2010 Perfect Game National Showcases and also played for American Legion Post 74 for three seasons, hitting .418 in 2010...Earned the Outstanding Citizenship Award from the Sons of the American Revolution.

STALLINGS' CAREER HIGHS

AB	4	(3x), at Gardner-Webb, 4/27/12
R	2	(2x), Last vs. Campbell, 4/21/12
H	1	(6x), Last at Gardner-Webb, 4/27/12
2B	1	vs. Hartford, 3/4/12
3B		None
HR		None
RBI	2	vs. Campbell, 4/21/12
BB	2	(2x) Last vs. Campbell, 4/21/12
SB	1	vs. Hartford, 3/4/12
Hit Streak		(6x), 1 game

2012: Hit 6-52 (.115) as a true freshman, seeing time all over the infield...made his first collegiate start 2/24 and also notched his first hit in that game...scored two runs in the series finale versus Hartford (3/4)...saw his first collegiate action at third base on 3/11 against Youngstown State...had played at second base previously...also saw time at first base during the year...had a go-ahead, extra-inning RBI single at UNC Asheville (3/17)...went 1 for 2 with two runs scored, two RBI and

Stallings' Career Stats

Year	Avg	GP/GS	AB	R	H	2B	3B	HR	RBI	SLG%	BB	HBP	SO	OB%	SB-ATT	PO-A-E	FLD%
2012	.115	35/12	52	7	6	1	0	0	6	.135	7	4	25	.270	1-1	25-25-8	.862
TOTAL	.115	35/12	52	7	6	1	0	0	6	.135	7	4	25	.270	1-1	25-25-8	.862



Jordan Tarsovich

Junior ♦ Outfielder ♦ 5-10 ♦ 175 ♦ R/R

Richmond, Va. ♦ Trinity

33

first career hit, a single, March 11 versus New Mexico State...also drove in his first run in that game...posted hits against Oregon State March 12 and 13...was 1 for 2 with a walk at Presbyterian (3/27)...went 1 for 4 in the opener of a double-header with Liberty (4/23), a game that was his final start of the year.

3B	1	(2x), Last vs. Hartford, 3/3/12
HR		None
BB	1	(7x), Last vs. Hartford, 3/3/12
RBI	2	vs. Lafayette, 2/25/12
SB	2	vs. Lafayette, 2/24/12
Hit Streak		6 gms., 2/24 - 3/3/12

2012: Hit .286 with four stolen bases in 13 games...was having a breakout year until suffering a foot injury during Hartford series...attempted to return against Old Dominion March 14, but was forced back to the injured list less than a week later...hit .500 (6 for 12) in series against Lafayette with three extra base hits and two stolen bases...was 2 for 5 in opener against Hartford before injury...had a pinch-hit single March 17 against UNC Asheville.

High School/Personal: Second Team All-State (2010)...former teammate of fellow Keydet recruit Berkley Hawkins...First Team All-Conference (2010)...earned school's Titan award, given to the "athlete that coaches feel best embodies the spirit of teamwork, focus, hustle and sacrifice"...son of Jane and Phil Tarsovich...planning to major in Economics and Business.

2011: Appeared in 23 games as a true freshman, a large portion of which were as a defensive replacement...did start 10 contests as well, including six of eight at one point in mid-March...hit .261 with three RBI...had his


TARSOVICH'S CAREER HIGHS

AB	5	vs. Hartford, 3/3/12
R	2	vs. Lafayette, 2/26/12
H	3	vs. Lafayette, 2/24/12
2B	1	(3x), Last vs. Hartford, 3/3/12

Tarsovich's Career Stats

Year	Avg	GP/GS	AB	R	H	2B	3B	HR	RBI	SLG%	BB	HBP	SO	OB%	SB-ATT	PO-A-E	FLD%
2011	.261	23/10	23	5	6	0	0	0	3	.261	5	0	2	.393	2-2	17-1-0	1.000
2012	.286	13/10	42	7	12	3	2	0	4	.452	2	1	7	.333	4-5	14-0-0	1.000
TOTAL	.277	36/20	65	12	18	3	2	0	7	.385	7	1	9	.356	6-7	31-1-0	1.000





Cameron Walter

Redshirt Sophomore ♦ First Baseman/DH ♦ 6-4 ♦ 230 ♦ R/R

Centreville, Va. ♦ Centreville

37

straight two-hit games...went 2 for 4 with two RBI April 6 against Winthrop, including a home run...hit .417 against WU...went 2 for 5 April 11 against Longwood...had two RBI singles in Coastal series...had two hits against Campbell 4/20...had his final triple of the year 4/27 against Gardner-Webb.

Citadel...plans to major in Economics and Business...son of Jeff and Suzanne Walter.

2011: Part of the VMI football program, transferred full-time to baseball at the conclusion of the season.

High School/Personal: Four-year letterwinner at Centreville HS...All-State, Region and First Team All-Metro senior season, when he hit .532 with 13 doubles and seven home runs...father played football for The

WALTER'S CAREER HIGHS

AB	5	(3x), Last vs. Longwood, 4/11/12
R	2	vs. Winthrop, 4/6/12
H	2	(7x), Last vs. Campbell, 4/20/12
2B	1	(2x), Last at Gardner-Webb, 4/29/12
3B	1	(3x), Last at Gardner-Webb, 4/27/12
HR	1	(2x), Last vs. Winthrop, 4/6/12
RBI	2	vs. Winthrop, 4/6/12
BB	2	at VCU, 5/18/12
SB		None
Hit Streak		4 gms, 4/3 - 4/7/12

2012: In first full season with baseball program, hit .256 in 39 games (31 starts)...had three triples on the season as well...saw a great deal of time at first base, serving as the team's regular starter there for the final two months of the season...had two hits March 18 at UNC Asheville...hit his first career home run in his next game, March 21 at Virginia...broke out of a slump with two hits against Richmond April 3...that started a run of three

Walter's Career Stats

Year	Avg	GP/GS	AB	R	H	2B	3B	HR	RBI	SLG%	BB	HBP	SO	OB%	SB-ATT	PO-A-E	FLD%
2012	.256	39/31	121	12	31	2	3	2	11	.372	6	1	30	.295	0-0	243-18-2	.992
TOTAL	.256	39/31	121	12	31	2	3	2	11	.372	6	1	30	.295	0-0	243-18-2	.992



Matt Winn

Redshirt Sophomore ♦ Catcher ♦ 6-0 ♦ 210 ♦ R/R

Richmond, Va. ♦ JR Tucker

8

VCU...that was part of a four-game hitting streak for Winn...also had a seven-game hitting streak run April 21 - May 2, during which he hit .375 with a home run and four doubles...home run came May 1 against VCU...had the eventual game-winning double May 11 against Charleston Southern...also notched two hits in season-ending win at VCU, as he went 4 for 11 with two home runs against his hometown Rams on the season.

games...son of Brenda and Marshall Winn...will major in International Studies at VMI.

2011: Did not see game action.

High School/Personal: Four-year letterwinner at JR Tucker...former All-District catcher, hitting .469 his junior year...also hit a solid .333 during his final high school campaign...also played in the VHSL and Legion All-Star

WINN'S CAREER HIGHS

AB	5	at VCU, 5/18/12
R	2	at Longwood, 4/24/12
H	2	(5x), Last at VCU, 5/18/12
2B	2	(2x), Last vs. Charleston So., 5/11/12
3B		None
HR	1	(2x), Last at VCU, 5/1/12
RBI	2	(2x), Last vs. Charleston So., 5/11/12
BB	1	(10x), Last vs. East Carolina, 5/18/12
SB		None
Hit Streak		7 gms, 4/21 - 5/1/12

2012: Strong defensive catcher saw action in 48 games, starting 41...threw out 27.9% of runners trying to steal, including two in collegiate debut against South Carolina...had a two-hit game against Youngstown State March 9, but was hitting just .133 going into March 21's game at Virginia...collected two hits that night and started a five-game run during which he raised his average over 70 points...had his first career home run in his home town of Richmond, going deep April 10 at

Winn's Career Stats

Year	Avg	GP/GS	AB	R	H	2B	3B	HR	RBI	SLG%	BB	HBP	SO	OB%	SB-ATT	PO-A-E	FLD%
2012	.220	48/41	118	16	26	7	0	2	17	.331	10	4	35	.296	0-1	278-46-2	.994
TOTAL	.220	48/41	118	16	26	7	0	2	17	.331	10	4	35	.296	0-1	278-46-2	.994



Andrew Woods

Sophomore ♦ Right-Handed Pitcher ♦ 6-0 ♦ 190 ♦ R/R

Richmond, Va. ♦ Benedictine

36

Virginia Commonwealth Games...father, Robert, is a former member of the University of Richmond baseball team, while his mother, Elizabeth, was in the crew program at Marietta College.

2012: Appeared in two games during his true freshman season...made his collegiate debut April 10 at VCU, working 1 1/3 scoreless innings with one strikeout...also pitched May 2 at Virginia Tech, surrendering three runs without retiring a hitter.

High School/Personal: Two-time First Team All-State selection...10-1 with a 2.14 ERA and .177 OBA, striking out 72 in 62 innings (2011)...All-Metro...also hit .426 at the plate...received the Barry Gibrall Academic Award from his high school, and is a former participant in the

2012 VMI Baseball
Overall Statistics for VMI (End of Season)
(All games Sorted by Batting avg)

Record: 16-36 Home: 14-14 Away: 2-20 Neutral: 0-2 Big South: 7-17

Player	avg	gp-gs	ab	r	h	2b	3b	hr	rbi	tb	slg%	bb	hp	so	gdp	ob%	sf	sh	sb-att	po	a	e	fld%	
DICKINSON, Rob	.320	52-47	181	25	58	11	3	6	32	93	.514	16	7	26	0	.389	4	1	7-12	119	0	1	.992	
MORLEY, Jacob	.318	52-52	198	32	63	14	4	11	32	118	.596	19	8	44	3	.400	0	2	2-3	101	4	5	.955	
PICCIRILLI, George	.303	52-52	188	30	57	14	0	5	23	86	.457	21	7	34	1	.390	2	6	3-3	180	11	3	.985	
DWYER, Nick	.258	45-41	132	19	34	4	1	2	12	46	.348	6	6	42	0	.317	1	0	6-9	69	109	8	.957	
WALTER, Cameron	.256	39-31	121	12	31	2	3	2	11	45	.372	6	1	30	1	.295	1	4	0-0	243	18	2	.992	
LECLAIR, Gary	.245	41-28	110	14	27	8	0	0	16	35	.318	4	3	19	1	.291	0	4	6-11	49	1	6	.893	
WINN, Matt	.220	48-41	118	16	26	7	0	2	17	39	.331	10	4	35	0	.296	3	7	0-1	278	46	2	.994	
BRYAN, Drew	.183	44-39	109	12	20	0	0	0	8	20	.183	11	6	47	0	.289	2	4	0-1	52	92	10	.935	

ANGUS, Brandon	.315	32-14	54	9	17	5	0	0	2	22	.407	3	1	15	1	.362	0	3	4-7	35	0	2	.946	
TARSOVICH, Jordan	.286	13-10	42	7	12	3	2	0	4	19	.452	2	1	7	0	.333	0	1	4-5	14	0	0	1.000	
HAWKINS, Berkley	.262	27-17	65	7	17	1	0	1	9	21	.323	1	0	15	0	.269	1	4	0-1	25	16	4	.911	
HOLDER, Cody	.258	10-9	31	7	8	1	0	1	6	12	.387	1	2	7	0	.324	0	1	0-0	20	19	0	1.000	
DIAMOND, Brandon	.255	27-9	47	3	12	4	1	0	5	18	.383	2	0	13	0	.286	0	2	1-2	1	0	0	1.000	
DONOVAN, Michael	.245	19-15	53	8	13	2	0	0	4	15	.283	8	1	14	1	.355	0	1	3-7	14	42	10	.848	
WORTHINGTON, Chase	.194	41-27	98	9	19	4	0	0	9	23	.235	6	2	17	0	.250	2	2	1-1	24	46	4	.946	
MAYERS, Eric	.167	23-6	36	3	6	4	0	0	1	10	.278	4	3	17	0	.302	0	0	0-0	7	0	1	.875	
MONTAGUE, Andrew	.143	22-13	49	6	7	1	0	1	4	11	.224	6	1	11	1	.250	0	2	1-1	78	8	1	.989	
SHIFFLETT, Sheldon	.130	14-5	23	0	3	0	0	0	2	3	.130	1	1	12	0	.200	0	0	1-1	5	1	1	.857	
STALLINGS, Thomas	.115	35-12	52	7	6	1	0	0	6	7	.135	7	4	25	0	.270	0	4	1-1	25	25	8	.862	
DEVINE, Michael	.000	1-0	1	0	0	0	0	0	0	0	.000	0	0	1	0	.000	0	0	0-0	1	7	0	1.000	
Totals	.255	52	1708	226	436	86	14	31	203	643	.376	134	58	431	9	.328	16	48	40-66	1364	518	79	.960	
Opponents	.314	52	1853	336	582	113	6	40	299	827	.446	167	46	376	12	.381	23	41	56-78	1383	524	52	.973	

LOB - Team (355), Opp (431). DPs turned - Team (40), Opp (39). CI - Team (1), HAWKINS, B. 1. IBB - Team (6), MORLEY, J. 3, DICKINSON, R 3, Opp (2). Picked off - PICCIRILLI, G 3, MORLEY, J. 2, LECLAIR, G. 1, WINN, M. 1, DICKINSON, R 1, MAYERS, E. 1, ANGUS, B. 1.

(All games Sorted by Earned run avg)

Player	era	w-l	app	gs	cg	sho	sv	ip	h	r	er	bb	so	2b	3b	hr	b/avg	wp	hp	bk	sfa	sha		
GARRETT, Reed	2.17	2-3	25	1	0	0/0	1	54.0	47	18	13	21	41	12	0	2	.242	7	1	0	5	8		
BROWN, Jeremy	4.95	1-6	13	13	0	0/0	0	63.2	78	42	35	17	53	19	0	4	.301	2	6	0	4	3		
COWGILL, Coby	5.35	5-5	12	12	0	0/1	0	69.0	90	46	41	30	58	15	0	5	.326	9	7	1	2	6		
HENKEL, Campbell	6.86	1-5	15	14	0	0/0	0	61.2	89	56	47	19	32	18	1	9	.342	9	4	0	2	11		

GARRETT, John	2.03	2-3	24	0	0	0/1	6	48.2	49	19	11	9	51	8	0	6	.257	4	3	0	1	1		
MCQUAIG, Miles	5.11	0-0	10	1	0	0/0	0	12.1	17	10	7	3	10	2	1	2	.309	0	2	0	1	0		
DEVINE, Michael	5.94	1-1	26	0	0	0/0	3	33.1	43	22	22	8	33	6	0	4	.319	2	4	2	2	2		
KELLEY, Jonathan	6.08	0-0	11	1	0	0/0	0	13.1	13	9	9	10	11	1	0	1	.250	4	3	1	0	0		
BACH, Connor	6.75	0-3	11	4	0	0/0	0	24.0	32	23	18	15	22	8	0	2	.333	7	4	0	3	3		
MONTAGUE, Andrew	6.75	0-0	5	0	0	0/0	0	5.1	9	6	4	3	3	3	0	0	.346	5	0	0	0	1		
DEAL, Andrew	7.18	2-2	15	1	0	0/0	0	26.1	40	23	21	9	17	5	1	1	.364	2	2	0	3	3		
LOPEZ, Adam	8.40	1-3	8	4	0	0/0	0	15.0	24	16	14	9	18	3	2	0	.358	6	3	1	0	2		
THOMAS, Travis	9.26	0-2	9	1	0	0/1	0	11.2	17	13	12	6	13	5	0	2	.362	3	1	0	0	0		
WATTS, Alan	16.20	1-3	16	0	0	0/0	0	15.0	31	30	27	8	13	7	1	2	.397	3	5	1	0	1		
WOODS, Andrew	20.25	0-0	2	0	0	0/0	0	1.1	3	3	3	0	1	1	0	0	.429	0	1	0	0	0		
Totals	5.58	16-36	52	52	0	1/1	10	454.2	582	336	282	167	376	113	6	40	.314	63	46	6	23	41		
Opponents	3.77	36-16	52	52	2	5/4	14	461.0	436	226	193	134	431	86	14	31	.255	34	58	5	16	48		

PB - Team (13), WINN, M. 10, HAWKINS, B. 3, Opp (8). Pickoffs - Team (17), WINN, M. 7, BACH, C. 2, BROWN, J. 2, DEVINE, M. 2, LOPEZ, A. 1, COWGILL, C. 1, THOMAS, T. 1, HENKEL, C. 1, Opp (10). SBA/ATT - WINN, M. (44-61), HENKEL, C. (13-17), COWGILL, C. (9-13), MONTAGUE, A. (10-13), BROWN, J. (4-9), DEVINE, M. (7-9), GARRETT, R. (4-6), WATTS, A. (4-5), LOPEZ, A. (5-5), DEAL, A. (3-4), GARRETT, J. (2-3), THOMAS, T. (1-2), HAWKINS, B. (2-2), BACH, C. (1-2), KELLEY, J. (2-2), MCQUAIG, M. (1-1).

**2012 VMI Baseball
Overall Statistics for VMI (End of Season)
(All games Sorted by Fielding pct)**

Player	c	po	a	e	fld%	dp	sba	csb	sba%	pb	ci
HOLDER, Cody	39	20	19	0	1.000	1	0	0	---	0	0
BROWN, Jeremy	15	1	14	0	1.000	1	4	5	.444	0	0
TARSOVICH, Jordan	14	14	0	0	1.000	0	0	0	---	0	0
GARRETT, Reed	11	4	7	0	1.000	1	4	2	.667	0	0
DEVINE, Michael	8	1	7	0	1.000	0	7	2	.778	0	0
WATTS, Alan	3	1	2	0	1.000	0	4	1	.800	0	0
THOMAS, Travis	2	0	2	0	1.000	0	1	1	.500	0	0
DIAMOND, Brandon	1	1	0	0	1.000	0	0	0	---	0	0
KELLEY, Jonathan	1	0	1	0	1.000	0	2	0	1.000	0	0
WINN, Matt	326	278	46	2	.994	3	44	17	.721	10	0
WALTER, Cameron	263	243	18	2	.992	22	0	0	---	0	0
DICKINSON, Rob	120	119	0	1	.992	0	0	0	---	0	0
MONTAGUE, Andrew	87	78	8	1	.989	0	10	3	.769	0	0
PICCIRILLI, George	194	180	11	3	.985	9	0	0	---	0	0
DWYER, Nick	186	69	109	8	.957	27	0	0	---	0	0
MORLEY, Jacob	110	101	4	5	.955	1	0	0	---	0	0
COWGILL, Coby	20	5	14	1	.950	1	9	4	.692	0	0
WORTHINGTON, Chase	74	24	46	4	.946	3	0	0	---	0	0
ANGUS, Brandon	37	35	0	2	.946	0	0	0	---	0	0
BRYAN, Drew	154	52	92	10	.935	25	0	0	---	0	0
HAWKINS, Berkley	45	25	16	4	.911	1	2	0	1.000	3	1
LECLAIR, Gary	56	49	1	6	.893	0	0	0	---	0	0
HENKEL, Campbell	24	4	17	3	.875	0	13	4	.765	0	0
MAYERS, Eric	8	7	0	1	.875	0	0	0	---	0	0
STALLINGS, Thomas	58	25	25	8	.862	8	0	0	---	0	0
SHIFFLETT, Sheldon	7	5	1	1	.857	0	0	0	---	0	0
DONOVAN, Michael	66	14	42	10	.848	5	0	0	---	0	0
DEAL, Andrew	6	2	3	1	.833	0	3	1	.750	0	0
GARRETT, John	16	5	8	3	.813	0	2	1	.667	0	0
BACH, Connor	7	2	3	2	.714	0	1	1	.500	0	0
LOPEZ, Adam	3	0	2	1	.667	0	5	0	1.000	0	0
MCQUAIG, Miles	0	0	0	0	.000	0	1	0	1.000	0	0
WOODS, Andrew	0	0	0	0	.000	0	0	0	---	0	0
Totals	1961	1364	518	79	.960	40	56	22	.718	13	1
Opponents	1959	1383	524	52	.973	39	40	26	.606	8	0

Hitting minimums - 2.0 AB/Game
Pitching minimums - 1.0 IP/Game



2012 VMI Baseball
Conference statistics for VMI (End of Season)
(Big South games only Sorted by Batting avg)

Record: 7-17 Home: 7-5 Away: 0-12 Big South: 7-17

Player	avg	gp-gs	ab	r	h	2b	3b	hr	rbi	tb	slg%	bb	hp	so	gdp	ob%	sf	sh	sb-att	po	a	e	fld%	
DICKINSON, Rob	.354	24-24	96	16	34	8	3	4	17	60	.625	7	2	10	0	.406	1	1	2-7	58	0	0	1.000	
PICCIRILLI, George	.325	24-24	83	13	27	6	0	3	10	42	.506	12	4	13	1	.434	0	4	2-2	45	1	0	1.000	
MORLEY, Jacob	.297	24-24	91	18	27	8	0	6	14	53	.582	10	2	17	3	.379	0	0	0-0	51	3	3	.947	
DWYER, Nick	.267	22-22	75	11	20	2	0	1	8	25	.333	2	4	21	0	.317	1	0	1-2	41	54	7	.931	
WALTER, Cameron	.250	20-19	72	4	18	2	1	1	8	25	.347	2	0	15	1	.267	1	2	0-0	156	13	0	1.000	
LECLAIR, Gary	.231	18-14	52	4	12	2	0	0	8	14	.269	1	1	10	0	.259	0	2	2-6	24	0	1	.960	
BRYAN, Drew	.218	23-20	55	6	12	0	0	0	5	12	.218	6	2	19	0	.313	1	0	0-0	29	48	3	.963	
WINN, Matt	.200	23-21	60	7	12	3	0	0	6	15	.250	4	3	21	0	.279	1	4	0-1	130	26	2	.987	

ANGUS, Brandon	.318	14-6	22	4	7	2	0	0	0	9	.409	2	1	6	1	.400	0	2	3-4	15	0	1	.938	
HAWKINS, Berkley	.308	13-12	39	5	12	1	0	1	5	16	.410	0	0	9	0	.308	0	3	0-1	12	10	2	.917	
DIAMOND, Brandon	.263	14-3	19	0	5	0	1	0	2	7	.368	1	0	6	0	.300	0	2	1-2	1	0	0	1.000	
DONOVAN, Michael	.222	5-5	18	2	4	0	0	0	0	4	.222	2	0	5	0	.300	0	0	0-0	3	16	3	.864	
WORTHINGTON, Chase	.171	17-9	35	2	6	1	0	0	2	7	.200	0	2	4	0	.216	0	0	0-0	10	15	3	.893	
TARSOVICH, Jordan	.167	3-1	6	1	1	0	0	0	0	1	.167	0	0	1	0	.167	0	0	0-0	0	0	0	.000	
MAYERS, Eric	.150	11-4	20	1	3	3	0	0	0	6	.300	0	2	8	0	.227	0	0	0-0	6	0	1	.857	
STALLINGS, Thomas	.150	15-5	20	4	3	0	0	0	3	3	.150	3	1	8	0	.292	0	0	0-0	10	8	4	.818	
MONTAGUE, Andrew	.083	8-3	12	1	1	0	0	0	0	1	.083	2	0	4	0	.214	0	1	0-0	19	1	1	.952	
DEVINE, Michael	.000	1-0	1	0	0	0	0	0	0	0	.000	0	0	1	0	.000	0	0	0-0	1	6	0	1.000	
SHIFFLETT, Sheldon	.000	2-0	1	0	0	0	0	0	0	0	.000	1	0	1	0	.500	0	0	0-0	1	0	0	1.000	
Totals	.263	24	777	99	204	38	5	16	88	300	.386	55	24	179	6	.329	5	21	11-25	621	244	36	.960	
Opponents	.311	24	819	130	255	43	0	12	113	334	.408	74	23	153	5	.380	11	24	34-46	633	253	20	.978	

LOB - Team (150), Opp (200). DPs turned - Team (23), Opp (25). IBB - Team (4), MORLEY, J. 3, DICKINSON, R 1, Opp (1). Picked off - PICCIRILLI, G 2, WINN, M. 1, ANGUS, B. 1, MAYERS, E. 1, LECLAIR, G. 1, MORLEY, J. 1.

(Big South games only Sorted by Earned run avg)

Player	era	w-l	app	gs	cg	sho	sv	ip	h	r	er	bb	so	2b	3b	hr	b/avg	wp	hp	bk	sfa	sha		
BROWN, Jeremy	4.80	1-4	8	8	0	0/0	0	45.0	53	27	24	13	37	11	0	2	.298	2	5	0	3	3		
HENKEL, Campbell	5.93	0-3	8	8	0	0/0	0	41.0	58	34	27	10	18	11	0	2	.341	6	2	0	2	8		
COWGILL, Coby	6.23	2-4	7	7	0	0/0	0	39.0	57	31	27	21	34	9	0	3	.354	6	7	1	1	5		

MCQUAIG, Miles	0.00	0-0	2	0	0	0/0	0	1.1	2	0	0	0	1	0	0	0	.333	0	0	0	0	0		
BACH, Connor	0.00	0-0	1	0	0	0/0	0	1.0	0	0	0	0	1	0	0	0	.000	0	1	0	1	0		
GARRETT, Reed	1.54	1-1	12	0	0	0/0	1	23.1	20	6	4	9	17	6	0	0	.247	5	1	0	2	3		
GARRETT, John	2.18	2-2	11	0	0	0/0	3	20.2	22	7	5	6	18	3	0	2	.265	3	2	0	0	1		
DEAL, Andrew	3.12	1-1	4	1	0	0/0	0	8.2	9	4	3	4	8	0	0	1	.257	0	1	0	0	0		
DEVINE, Michael	5.09	0-1	13	0	0	0/0	1	17.2	21	10	10	3	12	2	0	1	.328	1	3	2	2	2		
LOPEZ, Adam	6.23	0-1	3	0	0	0/0	0	4.1	4	3	3	2	4	0	0	0	.250	2	0	0	0	2		
WATTS, Alan	10.12	0-0	4	0	0	0/0	0	2.2	3	3	3	2	1	1	0	0	.273	0	1	1	0	0		
THOMAS, Travis	13.50	0-0	1	0	0	0/0	0	0.2	2	1	1	0	1	0	0	1	.667	1	0	0	0	0		
KELLEY, Jonathan	21.60	0-0	3	0	0	0/0	0	1.2	4	4	4	4	1	0	0	0	.444	2	0	0	0	0		
Totals	4.83	7-17	24	24	0	0/0	5	207.0	255	130	111	74	153	43	0	12	.311	28	23	4	11	24		
Opponents	3.58	17-7	24	24	2	3/2	8	211.0	204	99	84	55	179	38	5	16	.263	12	24	0	5	21		

PB - Team (3), WINN, M. 3, Opp (1). Pickoffs - Team (11), WINN, M. 5, DEVINE, M. 2, BROWN, J. 2, HENKEL, C. 1, COWGILL, C. 1, Opp (7). SBA/ATT - WINN, M. (30-39), HENKEL, C. (8-12), COWGILL, C. (8-9), BROWN, J. (4-8), DEVINE, M. (5-7), LOPEZ, A. (3-3), MONTAGUE, A. (2-3), HAWKINS, B. (2-2), DEAL, A. (1-2), GARRETT, R. (2-2), GARRETT, J. (1-1), WATTS, A. (1-1), KELLEY, J. (1-1).



2012 VMI Baseball Overall Statistics for VMI (End of Season) (Non-Big South games only Sorted by Batting avg)

Record: 9-19 Home: 7-9 Away: 2-8 Neutral: 0-2 Big South: 0-0

Player	avg	gp-gs	ab	r	h	2b	3b	hr	rbi	tb	slg%	bb	hp	so	gdp	ob%	sf	sh	sb-att	po	a	e	fld%	
MORLEY, Jacob	.336	28-28	107	14	36	6	4	5	18	65	.607	9	6	27	0	.418	0	2	2-3	50	1	2	.962	
PICCIRILLI, George	.286	28-28	105	17	30	8	0	2	13	44	.419	9	3	21	0	.353	2	2	1-1	135	10	3	.980	
DICKINSON, Rob	.282	28-23	85	9	24	3	0	2	15	33	.388	9	5	16	0	.373	3	0	5-5	61	0	1	.984	
LECLAIR, Gary	.259	23-14	58	10	15	6	0	0	8	21	.362	3	2	9	1	.317	0	2	4-5	25	1	5	.839	
DWYER, Nick	.246	23-19	57	8	14	2	1	1	4	21	.368	4	2	21	0	.317	0	0	5-7	28	55	1	.988	
WINN, Matt	.241	25-20	58	9	14	4	0	2	11	24	.414	6	1	14	0	.313	2	3	0-0	148	20	0	1.000	
WORTHINGTON, Chase	.206	24-18	63	7	13	3	0	0	7	16	.254	6	0	13	0	.268	2	2	1-1	14	31	1	.978	

ANGUS, Brandon	.313	18-8	32	5	10	3	0	0	2	13	.406	1	0	9	0	.333	0	1	1-3	20	0	1	.952	
TARSOVICH, Jordan	.306	10-9	36	6	11	3	2	0	4	18	.500	2	1	6	0	.359	0	1	4-5	14	0	0	1.000	
WALTER, Cameron	.265	19-12	49	8	13	0	2	1	3	20	.408	4	1	15	0	.333	0	2	0-0	87	5	2	.979	
HOLDER, Cody	.258	10-9	31	7	8	1	0	1	6	12	.387	1	2	7	0	.324	0	1	0-0	20	19	0	1.000	
DONOVAN, Michael	.257	14-10	35	6	9	2	0	0	4	11	.314	6	1	9	1	.381	0	1	3-7	11	26	7	.841	
DIAMOND, Brandon	.250	13-6	28	3	7	4	0	0	3	11	.393	1	0	7	0	.276	0	0	0-0	0	0	0	.000	
HAWKINS, Berkley	.192	14-5	26	2	5	0	0	0	4	5	.192	1	0	6	0	.214	1	1	0-0	13	6	2	.905	
MAYERS, Eric	.188	12-2	16	2	3	1	0	0	1	4	.250	4	1	9	0	.381	0	0	0-0	1	0	0	1.000	
MONTAGUE, Andrew	.162	14-10	37	5	6	1	0	1	4	10	.270	4	1	7	1	.262	0	1	1-1	59	7	0	1.000	
BRYAN, Drew	.148	21-19	54	6	8	0	0	0	3	8	.148	5	4	28	0	.266	1	4	0-1	23	44	7	.905	
SHIFFLETT, Sheldon	.136	12-5	22	0	3	0	0	0	2	3	.136	0	1	11	0	.174	0	0	1-1	4	1	1	.833	
STALLINGS, Thomas	.094	20-7	32	3	3	1	0	0	3	4	.125	4	3	17	0	.256	0	4	1-1	15	17	4	.889	
Totals	.249	28	931	127	232	48	9	15	115	343	.368	79	34	252	3	.327	11	27	29-41	743	274	43	.959	
Opponents	.316	28	1034	206	327	70	6	28	186	493	.477	93	23	223	7	.381	12	17	22-32	750	271	32	.970	

LOB - Team (205), Opp (231). DPs turned - Team (17), Opp (14). CI - Team (1), HAWKINS, B. 1. IBB - Team (2), DICKINSON, R 2, Opp (1). Picked off - MORLEY, J. 1, PICCIRILLI, G 1, DICKINSON, R 1.

(Non-Big South games only Sorted by Earned run avg)

Player	era	w-l	app	gs	cg	sho	sv	ip	h	r	er	bb	so	2b	3b	hr	b/avg	wp	hp	bk	sfa	sha
GARRETT, John	1.93	0-1	13	0	0	0/1	3	28.0	27	12	6	3	33	5	0	4	.250	1	1	0	1	0
GARRETT, Reed	2.64	1-2	13	1	0	0/0	0	30.2	27	12	9	12	24	6	0	2	.239	2	0	0	3	5
COWGILL, Coby	4.20	3-1	5	5	0	0/1	0	30.0	33	15	14	9	24	6	0	2	.287	3	0	0	1	1

KELLEY, Jonathan	3.86	0-0	8	1	0	0/0	0	11.2	9	5	5	6	10	1	0	1	.209	2	3	1	0	0
BROWN, Jeremy	5.30	0-2	5	5	0	0/0	0	18.2	25	15	11	4	16	8	0	2	.309	0	1	0	1	0
MCQUAIG, Miles	5.73	0-0	8	1	0	0/0	0	11.0	15	10	7	3	9	2	1	2	.306	0	2	0	1	0
MONTAGUE, Andrew	6.75	0-0	5	0	0	0/0	0	5.1	9	6	4	3	3	3	0	0	.346	5	0	0	0	1
DEVINE, Michael	6.89	1-0	13	0	0	0/0	2	15.2	22	12	12	5	21	4	0	3	.310	1	1	0	0	0
BACH, Connor	7.04	0-3	10	4	0	0/0	0	23.0	32	23	18	15	21	8	0	2	.340	7	3	0	2	3
HENKEL, Campbell	8.71	1-2	7	6	0	0/0	0	20.2	31	22	20	9	14	7	1	7	.344	3	2	0	0	3
THOMAS, Travis	9.00	0-2	8	1	0	0/1	0	11.0	15	12	11	6	12	5	0	1	.341	2	1	0	0	0
DEAL, Andrew	9.17	1-1	11	0	0	0/0	0	17.2	31	19	18	5	9	5	1	0	.413	2	1	0	3	3
LOPEZ, Adam	9.28	1-2	5	4	0	0/0	0	10.2	20	13	11	7	14	3	2	0	.392	4	3	1	0	0
WATTS, Alan	17.51	1-3	12	0	0	0/0	0	12.1	28	27	24	6	12	6	1	2	.418	3	4	0	0	1
WOODS, Andrew	20.25	0-0	2	0	0	0/0	0	1.1	3	3	3	0	1	1	0	0	.429	0	1	0	0	0
Totals	6.21	9-19	28	28	0	1/1	5	247.2	327	206	171	93	223	70	6	28	.316	35	23	2	12	17
Opponents	3.92	19-9	28	28	0	2/2	6	250.0	232	127	109	79	252	48	9	15	.249	22	34	5	11	27

PB - Team (10), WINN, M. 7, HAWKINS, B. 3, Opp (7). Pickoffs - Team (6), BACH, C. 2, WINN, M. 2, THOMAS, T. 1, LOPEZ, A. 1, Opp (3). SBA/ATT - WINN, M. (14-22), MONTAGUE, A. (8-10), HENKEL, C. (5-5), GARRETT, R. (2-4), COWGILL, C. (1-4), WATTS, A. (3-4), DEAL, A. (2-2), DEVINE, M. (2-2), GARRETT, J. (1-2), BACH, C. (1-2), LOPEZ, A. (2-2), THOMAS, T. (1-2), KELLEY, J. (1-1), BROWN, J. (0-1), MCQUAIG, M. (1-1).

(Home games Sorted by Batting avg)

Record: 14-14 Home: 14-14 Away: 0-0 Big South: 7-5

Player	avg	gp-gs	ab	r	h	2b	3b	hr	rbi	tb	slg%	bb	hp	so	gdp	ob%	sf	sh	sb-att	po	a	e	fld%	
DICKINSON, Rob	.340	28-24	94	16	32	4	2	5	18	55	.585	9	5	12	0	.422	1	1	4-6	57	0	1	.983	
DWYER, Nick	.329	25-21	76	14	25	3	1	2	10	36	.474	3	3	18	0	.378	0	0	4-7	30	57	3	.967	
MORLEY, Jacob	.321	28-28	106	20	34	5	3	8	21	69	.651	13	4	24	0	.415	0	2	2-3	58	0	3	.951	
PICCIRILLI, George	.321	28-28	106	23	34	9	0	4	17	55	.519	13	1	16	0	.393	2	2	2-2	105	7	1	.991	
WALTER, Cameron	.268	21-17	71	7	19	1	2	1	4	27	.380	2	0	16	0	.288	0	2	0-0	133	13	1	.993	
LECLAIR, Gary	.262	24-17	65	10	17	6	0	0	11	23	.354	2	3	13	0	.314	0	4	3-5	32	0	2	.941	
WINN, Matt	.246	26-21	61	8	15	4	0	1	13	22	.361	5	1	18	0	.300	3	5	0-0	169	21	1	.995	
BRYAN, Drew	.220	23-20	59	7	13	0	0	0	4	13	.220	3	4	23	0	.299	1	3	0-1	30	50	6	.930	

TARSOVICH, Jordan	.450	5-5	20	5	9	3	2	0	4	16	.800	1	1	2	0	.500	0	1	3-4	5	0	0	1.000	
HOLDER, Cody	.318	7-6	22	7	7	1	0	1	5	11	.500	1	2	2	0	.400	0	1	0-0	18	15	0	1.000	
HAWKINS, Berkley	.289	15-11	38	6	11	1	0	1	8	15	.395	1	0	9	0	.300	1	3	0-1	15	9	3	.889	
ANGUS, Brandon	.280	18-6	25	3	7	3	0	0	0	10	.400	1	0	8	0	.308	0	0	2-2	15	0	1	.938	
WORTHINGTON, Chase	.278	20-14	54	8	15	3	0	0	6	18	.333	4	1	7	0	.333	1	1	1-1	12	22	1	.971	
MAYERS, Eric	.214	8-3	14	2	3	2	0	0	1	5	.357	4	0	7	0	.389	0	0	0-0	1	0	1	.500	
MONTAGUE, Andrew	.200	14-10	35	4	7	1	0	1	4	11	.314	5	1	6	0	.317	0	2	1-1	50	3	1	.981	
SHIFFLETT, Sheldon	.200	6-4	15	0	3	0	0	0	1	3	.200	0	0	5	0	.200	0	0	1-1	2	1	0	1.000	
DIAMOND, Brandon	.200	13-2	15	1	3	1	1	0	3	6	.400	1	0	4	0	.250	0	1	0-0	1	0	0	1.000	
DONOVAN, Michael	.118	7-6	17	2	2	0	0	0	1	2	.118	3	1	6	0	.286	0	1	2-5	8	11	1	.950	
STALLINGS, Thomas	.088	19-9	34	4	3	1	0	0	5	4	.118	4	2	15	0	.225	0	2	1-1	14	17	4	.886	
DEVINE, Michael	.000	1-0	1	0	0	0	0	0	0	0	.000	0	0	1	0	.000	0	0	0-0	1	5	0	1.000	
Totals	.279	28	928	147	259	48	11	24	136	401	.432	75	29	212	0	.349	9	31	26-40	768	276	33	.969	
Opponents	.286	28	1018	154	291	57	2	25	141	427	.419	81	23	236	1	.350	5	23	33-41	726	274	29	.972	

LOB - Team (199), Opp (229). DPs turned - Team (14), Opp (12). CI - Team (1), HAWKINS, B. 1. IBB - Team (4), DICKINSON, R 2, MORLEY, J. 2. Picked off - MORLEY, J. 1, PICCIRILLI, G 1, ANGUS, B. 1, DICKINSON, R 1, LECLAIR, G. 1.

(Home games Sorted by Earned run avg)

Player	era	w-l	app	gs	cg	sho	sv	ip	h	r	er	bb	so	2b	3b	hr	b/avg	wp	hp	bk	sfa	sha		
GARRETT, John	1.83	2-1	16	0	0	0/1	5	34.1	30	8	7	6	38	4	0	3	.229	4	1	0	0	0		
GARRETT, Reed	2.08	2-2	12	0	0	0/0	1	30.1	24	9	7	10	28	5	0	1	.224	3	1	0	2	6		
COWGILL, Coby	4.46	5-1	6	6	0	0/1	0	38.1	45	21	19	11	36	8	0	3	.296	4	3	1	0	3		
BROWN, Jeremy	6.11	1-2	8	8	0	0/0	0	35.1	49	28	24	10	30	13	0	4	.325	1	5	0	0	2		
HENKEL, Campbell	7.44	1-3	8	8	0	0/0	0	32.2	45	33	27	14	22	9	1	5	.326	6	2	0	1	7		

MONTAGUE, Andrew	2.25	0-0	3	0	0	0/0	0	4.0	5	2	1	1	1	2	0	0	.313	3	0	0	0	1		
MCQUAIG, Miles	2.70	0-0	5	0	0	0/0	0	6.2	7	2	2	2	6	2	0	1	.250	0	0	0	0	0		
LOPEZ, Adam	2.84	0-0	3	1	0	0/0	0	6.1	7	2	2	3	8	1	1	0	.280	1	0	0	0	1		
KELLEY, Jonathan	3.00	0-0	8	1	0	0/0	0	12.0	7	4	4	8	10	0	0	1	.171	1	3	0	0	0		
THOMAS, Travis	3.18	0-1	4	0	0	0/1	0	5.2	2	2	2	2	6	0	0	0	.118	1	0	0	0	0		
DEVINE, Michael	5.06	1-0	15	0	0	0/0	3	21.1	23	12	12	3	25	4	0	3	.271	2	4	2	1	1		
DEAL, Andrew	7.00	1-1	6	1	0	0/0	0	9.0	16	7	7	1	7	1	0	1	.390	1	2	0	0	1		
BACH, Connor	8.10	0-2	4	3	0	0/0	0	13.1	19	12	12	7	13	5	0	1	.358	3	1	0	1	2		
WATTS, Alan	16.20	1-1	8	0	0	0/0	0	6.2	12	12	12	3	6	3	0	2	.364	0	1	1	0	0		
Totals	4.85	14-14	28	28	0	1/1	9	256.0	291	154	138	81	238	57	2	25	.286	30	23	4	5	23		
Opponents	4.76	14-14	28	28	0	2/2	8	242.0	259	147	128	75	212	48	11	24	.279	19	29	5	9	31		

(Away games Sorted by Batting avg)

Record: 2-20 Home: 0-0 Away: 2-20 Big South: 0-12

Player	avg	gp-gs	ab	r	h	2b	3b	hr	rbi	tb	slg%	bb	hp	so	gdp	ob%	sf	sh	sb-att	po	a	e	fld%	
MORLEY, Jacob	.321	22-22	84	10	27	9	1	2	9	44	.524	5	4	18	3	.387	0	0	0-0	41	3	2	.957	
PICCIRILLI, George	.289	22-22	76	6	22	5	0	1	6	30	.395	8	5	17	1	.393	0	3	1-1	61	2	2	.969	
DICKINSON, Rob	.275	22-21	80	9	22	5	1	1	11	32	.400	6	2	14	0	.330	3	0	2-5	59	0	0	1.000	
WALTER, Cameron	.240	17-14	50	5	12	1	1	1	6	18	.360	4	0	14	1	.291	1	2	0-0	107	5	1	.991	
WINN, Matt	.200	20-19	55	7	11	3	0	1	4	17	.309	4	2	16	0	.279	0	2	0-1	100	24	1	.992	
DWYER, Nick	.173	18-18	52	5	9	1	0	0	2	10	.192	3	3	21	0	.254	1	0	2-2	38	49	5	.946	
BRYAN, Drew	.146	20-18	48	4	7	0	0	0	3	7	.146	7	2	22	0	.276	1	1	0-0	22	40	4	.939	

DIAMOND, Brandon	.360	12-5	25	2	9	3	0	0	1	12	.480	1	0	5	0	.385	0	1	1-2	0	0	0	1.000	
ANGUS, Brandon	.346	13-7	26	4	9	2	0	0	2	11	.423	1	1	7	1	.393	0	3	2-5	20	0	1	.952	
DONOVAN, Michael	.303	10-8	33	5	10	2	0	0	3	12	.364	3	0	8	1	.361	0	0	1-1	6	25	9	.775	
HAWKINS, Berkley	.240	11-6	25	1	6	0	0	0	1	6	.240	0	0	5	0	.240	0	1	0-0	10	7	1	.944	
LECLAIR, Gary	.220	15-10	41	2	9	2	0	0	5	11	.268	1	0	6	1	.238	0	0	2-4	15	0	4	.789	
STALLINGS, Thomas	.188	14-3	16	3	3	0	0	0	1	3	.188	3	2	8	0	.381	0	2	0-0	9	5	4	.778	
TARSOVICH, Jordan	.143	7-5	21	2	3	0	0	0	0	3	.143	1	0	4	0	.182	0	0	1-1	9	0	0	1.000	
MAYERS, Eric	.136	14-3	22	1	3	2	0	0	0	5	.227	0	2	10	0	.208	0	0	0-0	6	0	0	1.000	
HOLDER, Cody	.111	3-3	9	0	1	0	0	0	1	1	.111	0	0	5	0	.111	0	0	0-0	2	4	0	1.000	
WORTHINGTON, Chase	.077	19-11	39	0	3	1	0	0	2	4	.103	1	1	8	0	.122	0	1	0-0	9	19	3	.903	
MONTAGUE, Andrew	.000	6-2	10	2	0	0	0	0	0	0	.000	1	0	3	1	.091	0	0	0-0	21	5	0	1.000	
SHIFFLETT, Sheldon	.000	7-1	8	0	0	0	0	0	0	0	.000	1	0	7	0	.111	0	0	0-0	3	0	1	.750	
Totals	.231	22	720	68	166	36	3	6	57	226	.314	50	24	198	9	.300	6	16	12-22	548	216	46	.943	
Opponents	.338	22	764	160	258	50	3	15	140	359	.470	75	23	126	10	.405	17	16	21-34	603	235	21	.976	

LOB - Team (145), Opp (187). DPs turned - Team (23), Opp (25). IBB - Team (2), DICKINSON, R 1, MORLEY, J. 1, Opp (2). Picked off - PICCIRILLI, G 2, MORLEY, J. 1, MAYERS, E. 1, WINN, M. 1.

(Away games Sorted by Earned run avg)

Player	era	w-l	app	gs	cg	sho	sv	ip	h	r	er	bb	so	2b	3b	hr	b/avg	wp	hp	bk	sfa	sha		
GARRETT, Reed	2.28	0-1	13	1	0	0/0	0	23.2	23	9	6	11	13	7	0	1	.264	4	0	0	3	2		
BROWN, Jeremy	3.49	0-4	5	5	0	0/0	0	28.1	29	14	11	7	23	6	0	0	.269	1	1	0	4	1		
COWGILL, Coby	5.06	0-3	5	5	0	0/0	0	26.2	36	18	15	16	19	4	0	2	.343	4	4	0	1	3		
HENKEL, Campbell	6.21	0-2	7	6	0	0/0	0	29.0	44	23	20	5	10	9	0	4	.361	3	2	0	1	4		

GARRETT, John	2.51	0-2	8	0	0	0/0	1	14.1	19	11	4	3	13	4	0	3	.317							

AB-R-H-RBI Breakdown for VMI (End of Season) (All games)

Opponent	Date	#39 ANGUS,B	#1 BRYAN,D	#25 DEVINE,M	#13 DIAMOND,	#31 DICKINSO	#5 DONOVAN,	#16 DWYER,N	#26 HAWKINS,	#23 HOLDER,C	#4 LECLAIR,G	#22 MAYERS,E	#30 MONTAGU,	#6 MORLEY,J	#27 PICCIRILLI,	#34 SHIFFLETT
South Carolina	Feb 17	0-0-0-0	3-0-1-1	4-0-0-0	3-0-0-0	4-0-1-0	4-0-1-0
South Carolina	Feb 18	4-0-0-0	3-0-0-1	2-0-1-0	3-0-1-1	4-0-0-0	1-0-0-0	2-1-0-0	3-0-0-0
South Carolina	Feb 18	3-0-0-0	3-0-0-0	3-0-2-0	1-0-0-0	1-0-0-0	1-0-1-0	3-0-0-0	1-0-0-0	1-0-0-0	2-0-0-0	2-0-0-0	3-0-0-0
Lafayette	Feb 24	Def	2-2-0-1	3-1-0-0	4-1-2-1	4-0-1-0	1-0-0-0	3-1-1-0	2-1-1-2
Lafayette	Feb 25	4-0-2-0	3-0-1-1	2-0-0-0	1-1-0-0	4-1-0-1	0-0-0-0	4-1-1-0	4-1-1-0
Lafayette	Feb 26	Def	3-0-0-0	1-0-0-0	0-0-0-0	1-0-0-0	4-0-1-0	3-1-1-1	5-0-2-2	4-0-1-0
William and Mary	Feb 28	2-0-0-0	2-0-0-1	2-0-0-0	2-0-1-1	3-0-0-0	1-0-0-0	4-0-1-0	4-1-1-0	1-0-0-0
HARTFORD	Mar 3 2	2-0-0-0	1-1-0-0	Def	4-1-2-1	2-0-1-0	4-1-4-1	5-1-2-1
HARTFORD	Mar 3 2	1-0-0-0	1-0-1-1	Def	2-0-0-0	4-2-1-0	1-0-1-1	1-0-0-0	3-2-2-1	4-1-2-1	4-0-1-0
HARTFORD	Mar 4 2	Def	Def	Def	4-3-2-3	4-0-2-1	3-1-0-0	3-1-1-0	5-0-1-0	4-2-1-0	4-0-1-1
William and Mary	Mar 6 2	1-1-0-0	2-0-0-1	4-0-0-0	Def	2-0-1-0	4-0-0-0	4-0-2-1	4-0-0-0	4-1-1-0
YSU	Mar 9 2	3-1-0-0	1-0-0-0	2-1-1-0	Def	5-2-2-1	5-1-2-2	5-1-3-3	3-0-1-1	3-0-0-0
YSU	Mar 10	Def	1-0-0-0	3-1-3-2	4-1-1-1	4-2-2-1	1-0-1-0	4-1-2-3	2-1-0-0	5-1-1-1	3-2-1-1
YSU	Mar 11	4-0-1-0	3-0-0-0	4-0-0-0	2-1-1-0	4-1-1-1	3-0-0-1	3-0-2-0	3-0-0-0
OLD DOMINION	Mar 13	5-2-3-1	4-0-1-1	6-2-4-2	5-1-1-1	6-1-2-1	5-2-0-0	6-3-4-5	4-1-3-1	1-0-0-0
OLD DOMINION	Mar 14	4-0-0-1	3-0-2-0	2-1-1-0	3-0-0-0	4-1-1-0	3-0-0-0	4-1-1-0	3-0-1-0
UNC Asheville	Mar 16	0-1-0-0	Def	4-0-2-0	5-0-2-0	5-1-2-0	3-0-0-0	5-0-1-2	0-0-0-0	1-0-0-0	5-1-2-0	4-0-2-0
UNC Asheville	Mar 17	4-0-1-0	3-1-1-2	4-0-1-0	4-1-2-0	4-0-0-0	1-0-0-0	5-0-1-1	4-1-2-0
UNC Asheville	Mar 18	3-2-1-0	1-0-0-0	5-0-1-1	3-0-0-0	3-0-0-0	4-0-1-0	1-1-1-0	5-2-3-0	3-0-0-0	0-0-0-0
Virginia	Mar 21	1-0-0-0	3-0-1-0	3-0-0-0	4-0-0-0	2-0-1-0	1-0-0-0	2-1-1-0	1-0-0-0	5-0-2-2	3-0-1-0	2-0-0-0
Presbyterian	Mar 23	4-0-1-0	3-2-0-0	4-0-1-2	3-2-3-4	5-3-3-2	4-1-1-1	4-0-3-0
Presbyterian	Mar 24	2-0-0-0	1-0-1-2	4-0-0-0	3-2-3-0	4-1-2-0	3-0-1-0	4-1-1-1	4-1-1-1
Presbyterian	Mar 25	0-1-0-0	Def	1-0-0-0	3-1-1-0	4-0-1-1	3-0-2-1	3-1-2-1	3-0-0-0	4-3-3-4	4-3-2-2
OLD DOMINION	Mar 27	Def	4-0-1-0	1-0-0-0	3-0-2-0	4-0-0-0	4-0-1-0	0-0-0-0	3-0-0-0	4-0-0-0	4-0-1-0
High Point	03-30-12	1-0-1-0	1-0-0-0	3-1-2-1	3-1-1-0	2-1-1-0	3-0-1-0	3-0-0-0	1-0-0-0	4-0-0-0	2-0-1-1	1-0-0-0
High Point	03-31-12	2-0-0-0	1-0-0-0	4-0-0-0	3-0-0-0	3-0-1-0	3-0-1-0	Def	4-0-1-0	4-0-1-0
High Point	04-01-12	2-1-1-0	0-0-0-0	4-0-0-0	3-0-0-0	1-0-0-0	4-0-3-2	1-0-0-0	3-0-1-0	3-0-1-0
Richmond	Apr 3 2	2-0-0-0	4-1-2-0	2-0-0-0	3-0-0-1	3-1-1-0	3-0-0-0	4-1-2-1
Winthrop	Apr 6 2	4-1-2-1	5-1-1-1	4-2-2-2	3-0-0-0	4-0-0-0	3-1-2-0	4-2-2-3
Winthrop	Apr 7 2	Def	2-0-0-0	1-0-0-0	4-1-3-3	3-2-1-0	4-1-1-0	3-0-0-0	1-0-0-0	4-0-0-0	4-0-0-0
Winthrop	Apr 7 2	0-1-0-0	4-1-1-0	2-0-0-0	5-0-4-2	5-0-0-0	1-0-0-0	1-0-1-0	3-1-1-0	4-1-1-1	5-0-2-1
VCU	Apr 10	2-0-2-0	1-0-0-0	1-0-0-0	3-0-0-0	1-0-0-0	3-0-1-0	2-0-0-0	1-0-0-0	2-0-1-0	2-0-1-0	2-0-0-0	2-0-0-0
Longwood	Apr 11	Def	2-0-0-0	1-0-0-1	5-0-2-0	4-1-1-0	4-1-2-2	0-1-0-0	4-1-2-1	Def	5-0-2-1	4-1-1-0	Def
Coastal	Apr 13	2-0-0-1	3-0-2-0	3-0-0-0	4-1-1-0	1-0-0-0	3-1-2-0	3-0-0-0
Coastal	Apr 14	2-0-0-0	4-0-0-0	2-0-2-0	3-0-0-0	4-0-1-0	4-0-0-0	4-0-1-0
Coastal	Apr 15	Def	4-0-0-0	1-0-0-0	4-1-2-0	3-0-0-0	2-0-1-0	3-0-0-0	3-1-1-0	3-0-0-0
Campbell	Apr 20	3-0-1-0	1-0-0-0	4-1-1-2	4-0-1-0	3-0-0-0	1-0-0-0	3-0-0-0	4-1-1-2	3-1-1-0
Campbell	Apr 20	1-0-0-0	3-0-2-0	4-1-1-1	2-0-1-0	2-0-0-0	3-1-1-2	3-1-1-0
Campbell	Apr 21	1-0-1-0	4-0-2-2	4-1-1-0	3-1-0-0	3-0-0-1	2-0-0-0	4-2-1-1	4-1-1-0
Longwood	Apr 24	3-1-1-0	3-0-0-0	3-1-1-2	3-1-0-0	4-0-1-0	5-0-1-1
James Madison	Apr 25	2-0-1-0	4-0-1-0	1-1-1-0	5-1-1-2	Def	6-0-1-0	4-0-0-0	1-0-0-0	1-0-0-0	4-0-2-0	6-1-1-0	Def
Gardner-Webb	Apr 27	4-0-1-0	3-0-0-0	5-0-0-0	4-1-1-0	4-0-0-0	3-1-2-0
Gardner-Webb	Apr 28	2-0-0-0	2-0-1-1	1-0-1-0	3-2-2-1	3-0-0-1	1-0-0-0	3-0-1-0	2-0-0-0
Gardner-Webb	Apr 29	2-1-1-0	2-0-0-0	Def	4-1-4-1	4-0-0-0	Def	1-0-0-0	5-1-2-1	5-1-2-1
VCU	May 01	4-0-1-0	3-0-1-0	0-0-0-0	5-1-2-1	4-1-2-1	2-0-0-0	1-0-0-0	4-0-1-0	4-0-0-0
Virginia Tech	May 02	3-0-0-0	2-0-1-0	4-0-2-0	2-0-0-0	2-0-0-0	2-0-0-0	2-0-0-0	1-0-0-0	2-0-1-0	3-0-1-0	1-0-0-0
Charleston Southern	May 11	4-0-1-0	2-1-0-0	5-2-3-2	4-0-1-1	3-1-2-0	2-1-1-1
Charleston Southern	May 12	4-0-1-0	2-0-0-0	1-0-0-0	4-0-0-0	4-1-1-1	3-0-0-0	3-0-0-0	2-0-0-0
Charleston Southern	May 13	3-0-1-0	2-0-0-0	1-0-0-0	4-0-3-0	4-0-2-0	3-0-0-0	4-0-1-0
VCU	May 17	3-1-1-0	3-0-0-0	1-0-0-0	4-0-0-0	3-0-0-0	1-0-0-0	1-0-0-0	4-0-0-1	4-1-2-0
East Carolina	May 18	3-2-1-0	2-1-0-1	3-0-0-0	4-0-2-3	1-0-0-0	1-0-0-0	2-0-0-0	0-1-0-0	0-0-0-0	1-0-0-0	4-1-1-2	3-1-0-0	0-0-0-1
VCU	May 18	5-1-3-2	4-1-1-0	5-2-2-0	4-1-1-1	5-0-2-0	5-1-2-2

Opponent	Date	#9 STALLING	#33 TARSOVIC	#37 WALTER,C	#8 WINN,M	#7 WORTHIN
South Carolina	Feb 17	4-0-1-0	3-0-0-0	3-0-0-0
South Carolina	Feb 18	3-1-0-0	4-0-0-0	Def
South Carolina	Feb 18	2-0-0-0	4-0-0-0	0-1-0-0	1-0-1-1
Lafayette	Feb 24	3-0-1-1	4-1-3-1	2-1-1-1	3-0-1-1	1-0-0-0
Lafayette	Feb 25	0-0-0-1	4-0-1-2	1-0-0-0	2-0-0-0	4-1-1-0
Lafayette	Feb 26	2-0-0-0	4-2-2-1	Def	4-1-1-0
William and Mary	Feb 28	1-0-0-0	4-0-1-0	4-1-1-0	2-0-0-0	1-0-0-0
HARTFORD	Mar 3 2	3-0-0-1	5-1-2-0	2-0-0-0	3-0-0-1	3-1-3-1
HARTFORD	Mar 3 2	4-0-0-0	3-1-1-0	1-0-0-0	2-0-0-1
HARTFORD	Mar 4 2	4-2-1-0	1-0-0-0	5-0-2-2
William and Mary	Mar 6 2	1-0-0-0	2-0-0-0	4-0-1-0
YSU	Mar 9 2	3-1-2-2	3-2-1-0
YSU	Mar 10	1-0-0-0	1-0-0-0	1-1-1-0	3-1-1-0
YSU	Mar 11	Def	4-0-0-0
OLD DOMINION	Mar 13	4-0-0-0
OLD DOMINION	Mar 14	Def	1-0-0-0	1-0-0-0	3-0-1-1
UNC Asheville	Mar 16	1-1-1-1	1-0-0-0	2-0-0-0	4-0-1-0
UNC Asheville	Mar 17	1-0-0-0	1-1-1-0	3-0-0-0	4-0-1-0
UNC Asheville	Mar 18	1-0-0-0	4-0-0-0	2-0-2-1	Def	4-0-0-1
Virginia	Mar 21	2-0-1-0	1-1-1-1	4-1-2-0	3-0-0-0
Presbyterian	Mar 23	5-1-2-1	4-1-1-0	Def
Presbyterian	Mar 24	Def	4-0-0-0	3-0-1-1
Presbyterian	Mar 25	3-0-0-0	5-1-1-0	1-0-0-0	Def
OLD DOMINION	Mar 27	4-0-1-0
High Point	03-30-12	3-0-0-1	2-0-1-0	1-0-0-0
High Point	03-31-12	Def	4-0-1-0	1-0-0-0
High Point	04-01-12	3-0-0-0	1-1-0-0	4-0-0-0
Richmond	Apr 3 2	1-0-0-0	4-1-2-0	1-0-0-1	Def
Winthrop	Apr 6 2	4-2-2-2	4-0-1-0	1-1-1-1
Winthrop	Apr 7 2	Def	4-0-2-0	3-1-1-1
Winthrop	Apr 7 2	4-0-1-0	3-0-1-0
VCU	Apr 10	0-0-0-0	2-0-0-0	3-1-1-1	2-0-0-0
Longwood	Apr 11	1-0-0-0	5-1-2-0	3-0-1-1
Coastal	Apr 13	3-0-1-1	2-0-0-0
Coastal	Apr 14	3-0-0-0	2-0-0-0	Def
Coastal	Apr 15	4-0-1-1	4-0-0-0	Def
Campbell	Apr 20	1-0-0-0	4-0-2-0	3-1-1-0
Campbell	Apr 20	3-0-0-0	4-0-0-0	1-0-0-0
Campbell	Apr 21	2-2-1-2	2-1-1-1
Longwood	Apr 24	1-1-0-0	4-0-1-0	4-2-1-1
James Madison	Apr 25	3-0-0-0	4-0-1-0	4-1-2-1	2-0-0-0
Gardner-Webb	Apr 27	4-0-1-0	4-0-1-1	4-1-2-1	Def
Gardner-Webb	Apr 28	2-1-0-0	3-0-0-0	4-1-1-0	Def
Gardner-Webb	Apr 29	1-0-0-0	3-0-1-0	3-0-1-0	2-0-0-0
VCU	May 01	1-0-0-0	4-0-0-0	3-1-1-1
Virginia Tech	May 02	2-0-0-0	3-0-0-0
Charleston Southern	May 11	2-0-0-0	4-0-1-2	4-1-1-0
Charleston Southern	May 12	3-0-0-0	4-0-1-0
Charleston Southern	May 13	1-0-0-0	4-0-1-0	4-0-0-0	4-0-0-0
VCU	May 17					

IP-H-R-ER-BB-SO Breakdown for VMI (End of Season)
(All games)

Opponent	Date	#24 BACH,C	#3 BROWN,J	#29 COWGILL,C	#32 DEAL,A	#25 DEVINE,M	#14 GARRETT,J	#12 GARRETT,R	#28 HENKEL,C	#11 KELLEY,J	#20 LOPEZ,A
South Carolina	Feb 17	*7.0-7-1-0-1-2
South Carolina	Feb 18	4.0-4-1-1-2-1	*4.0-6-2-1-1-2
South Carolina	Feb 18	0.1-3-5-1-1-1	*3.0-4-1-1-0-1	1.0-3-3-3-1-1	1.0-2-2-2-0-0	1.0-0-0-0-1-1
Lafayette	Feb 24	*7.0-3-0-0-1-6	1.0-1-0-0-0-3
Lafayette	Feb 25	4.0-4-3-3-2-5	*3.0-5-4-4-1-1
Lafayette	Feb 26	*3.0-5-4-0-0-5	1.0-0-0-0-1-1	5.0-3-1-0-1-5
William and Mary	Feb 28	1.0-2-0-0-1-2	1.2-2-0-0-1-1	1.0-0-0-0-1-1	0.1-3-3-3-2-0
HARTFORD	Mar 3 2	*7.0-8-4-4-1-9	1.0-0-0-0-0-2	1.0-1-0-0-0-1
HARTFORD	Mar 3 2	5.0-4-2-1-0-4	*4.0-3-3-3-1-4
HARTFORD	Mar 4 2	*2.1-5-5-5-2-2	1.0-0-0-0-0-2	2.2-5-2-2-0-2
William and Mary	Mar 6 2	*4.0-6-4-4-0-7	2.1-2-1-1-0-0	1.0-1-0-0-1-1
YSU	Mar 9 2	*5.0-6-3-3-3-4	4.0-5-1-1-0-5
YSU	Mar 10	*6.0-3-2-1-3-4	1.0-0-0-0-1-0
YSU	Mar 11	*5.0-4-1-1-1-5	0.1-2-2-2-0-0	0.2-4-3-3-0-1	0.0-0-1-1-1-0
OLD DOMINION	Mar 13
OLD DOMINION	Mar 14	1.2-0-1-1-3-1	2.1-6-3-2-0-1	1.2-5-2-2-0-5	4.0-7-7-2-0-3	*3.0-3-3-2-2-1	*2.1-4-2-2-1-2
UNC Asheville	Mar 16	*6.0-11-2-1-2-8	0.1-2-3-3-1-0	3.0-4-0-0-1-4	0.0-1-0-0-1-0
UNC Asheville	Mar 17	*7.0-9-6-4-0-3
UNC Asheville	Mar 18	*5.0-6-4-3-2-3	0.2-2-0-0-0-0	0.2-2-3-3-2-0
Virginia	Mar 21	1.1-1-0-0-1-0	2.0-4-2-2-1-2	1.1-1-0-0-1-3	0.2-1-0-0-0-1	*2.0-5-5-4-1-3
Presbyterian	Mar 23	*6.2-11-4-4-2-7	2.1-2-1-1-0-2
Presbyterian	Mar 24	0.2-1-0-0-1-0	2.1-2-0-0-1-2	*6.0-9-4-4-3-6
Presbyterian	Mar 25	*4.1-6-4-4-2-3	2.0-1-0-0-0-1	2.2-5-3-3-0-5
OLD DOMINION	Mar 27	1.1-2-2-2-3-1	1.0-0-0-0-1-1	1.0-0-0-0-0-0	*3.0-4-0-0-1-5
High Point	03-30-12	1.0-0-0-0-0-1	*4.0-7-7-6-2-1	1.0-0-1-0-2-1	1.0-0-0-0-0-0	0.1-2-2-2-0-0
High Point	03-31-12	1.1-1-0-0-0-1	1.0-0-0-0-0-1	*5.2-7-2-2-2-4
High Point	04-01-12	*5.1-6-3-3-3-2	1.1-2-0-0-0-0	1.1-2-2-0-1-0
Richmond	Apr 3 2	*4.2-4-2-2-1-5	0.1-1-0-0-0-1	0.1-0-0-0-0-1	2.0-3-1-1-0-3	1.2-3-0-0-1-0
Winthrop	Apr 6 2	*7.1-9-4-4-1-6	1.2-0-0-0-1-2
Winthrop	Apr 7 2	0.1-0-0-0-0-0	4.0-2-1-0-4-4	*4.2-9-5-4-1-5
Winthrop	Apr 7 2	*4.1-7-4-4-2-3	2.1-3-3-3-0-1	1.2-4-0-0-3-3	0.0-0-0-0-2-0
VCU	Apr 10	*3.2-6-5-4-2-3	0.1-5-4-4-0-0
Longwood	Apr 11	1.1-2-1-1-0-2	0.2-1-0-0-0-0	3.0-3-1-1-0-4	*1.0-3-4-4-2-2
Coastal	Apr 13	*7.0-9-3-1-1-8	1.0-1-0-0-1-0
Coastal	Apr 14	*6.0-7-3-3-5-5	2.0-1-0-0-1-1
Coastal	Apr 15	1.0-1-1-1-0-0	1.2-1-0-0-0-0	*5.1-5-2-2-0-0
Campbell	Apr 20	*5.1-8-6-4-3-4	1.1-3-0-0-0-2	2.1-1-0-0-0-2
Campbell	Apr 20	*6.0-6-1-1-1-6	2.0-2-1-1-0-4	1.0-1-0-0-1-1
Campbell	Apr 21	2.0-1-0-0-0-2	1.0-0-0-0-0-0	1.2-3-1-1-0-0	*4.1-5-6-3-2-0
Longwood	Apr 24	5.0-1-0-0-1-2	1.0-0-0-0-0-3	1.0-0-0-0-0-2
James Madison	Apr 25	*3.1-7-4-4-3-0	2.0-1-0-0-1-1	2.0-0-0-1-4	0.1-1-1-1-1-0	4.2-2-0-0-0-3
Gardner-Webb	Apr 27	*8.0-4-3-3-1-9	0.1-0-0-0-0-0	1.1-4-1-1-0-0
Gardner-Webb	Apr 28	2.2-0-0-0-1-2	*4.1-6-4-4-1-0	1.0-1-1-1-0-1
Gardner-Webb	Apr 29	*3.2-4-5-5-6-3	0.2-0-0-0-0-0	3.2-6-1-0-0-2
VCU	May 01	1.0-2-1-1-0-1	1.1-2-1-1-0-2	2.0-0-0-0-1-1	*3.0-2-1-1-1-5
Virginia Tech	May 02	1.2-1-0-0-0-1	2.0-2-1-0-1-2	1.0-3-3-3-1-0	*1.0-4-4-4-3-0
Charleston Southern	May 11	*5.0-9-5-5-1-3	4.0-1-0-0-0-6
Charleston Southern	May 12	2.1-1-1-1-1-0	*3.2-8-5-4-1-0	2.1-2-2-2-1-2
Charleston Southern	May 13	*3.0-8-3-3-1-4	4.2-2-1-1-2-3	1.1-2-2-2-2-1
VCU	May 17	*5.1-7-4-4-1-3	1.2-1-0-0-0-3	1.0-0-0-0-0-0
East Carolina	May 18	*4.0-9-7-7-3-3	1.1-3-3-3-1-0	1.2-5-3-3-3-0
VCU	May 18	1.2-1-0-0-0-2	3.1-2-0-0-1-1	*1.2-8-4-4-0-1	2.1-3-2-1-1-4

Opponent	Date	#18 MCQUAIG,M	#30 MONTAGUE,A	#17 THOMAS,T	#10 WATTS,A	#36 WOODS,A
South Carolina	Feb 17	1.0-2-1-1-0-1
South Carolina	Feb 18
South Carolina	Feb 18	1.2-4-2-2-1-2
Lafayette	Feb 24	1.0-0-0-0-0-2
Lafayette	Feb 25	1.2-0-0-0-0-1	0.1-4-5-5-1-0
Lafayette	Feb 26
William and Mary	Feb 28	*2.1-6-5-4-0-3	1.2-1-2-0-0-3
HARTFORD	Mar 3 2
HARTFORD	Mar 3 2
HARTFORD	Mar 4 2	1.2-0-0-0-0-2	1.1-0-0-0-1-3
William and Mary	Mar 6 2	0.1-1-0-0-0-0	1.1-3-1-0-0-0
YSU	Mar 9 2
YSU	Mar 10	1.0-1-0-0-1-2	1.0-2-1-1-0-0
YSU	Mar 11	2.0-2-2-2-1-1	1.0-1-1-1-1-1
OLD DOMINION	Mar 13	0.1-0-2-2-2-1	2.1-5-1-1-2-2
OLD DOMINION	Mar 14
UNC Asheville	Mar 16
UNC Asheville	Mar 17	1.0-0-0-0-0-1
UNC Asheville	Mar 18	1.0-2-1-1-0-0
Virginia	Mar 21	0.2-0-0-0-0-0	0.0-4-5-4-0-0
Presbyterian	Mar 23
Presbyterian	Mar 24
Presbyterian	Mar 25
OLD DOMINION	Mar 27	1.2-0-0-0-1-1	1.0-0-0-0-1-1
High Point	03-30-12	0.2-2-0-0-0-1	0.0-1-2-2-2-0
High Point	03-31-12
High Point	04-01-12
Richmond	Apr 3 2
Winthrop	Apr 6 2
Winthrop	Apr 7 2
Winthrop	Apr 7 2	0.2-0-0-0-0-0
VCU	Apr 10	0.1-2-2-2-1-0	1.0-3-1-1-1-0	1.1-4-6-6-1-0	1.1-0-0-0-0-1
Longwood	Apr 11	3.0-5-2-2-0-3
Coastal	Apr 13
Coastal	Apr 14
Coastal	Apr 15
Campbell	Apr 20
Campbell	Apr 20
Campbell	Apr 21
Longwood	Apr 24	*2.0-4-2-2-1-1
James Madison	Apr 25	0.2-0-0-0-0-1
Gardner-Webb	Apr 27
Gardner-Webb	Apr 28
Gardner-Webb	Apr 29
VCU	May 01	1.2-3-3-3-0-1
Virginia Tech	May 02	1.1-3-5-2-0-0	1.0-2-2-1-1-2	0.0-3-3-3-0-0
Charleston Southern	May 11
Charleston Southern	May 12	0.2-0-0-0-0-0
Charleston Southern	May 13
VCU	May 17	1.0-2-1-1-1-0	0.0-2-2-2-0-0
East Carolina	May 18	1.0-1-1-1-0-2
VCU	May 18



2012 Statistics

Player	SEASON											CAREER														
	Avg	G-GS	AB	R	H	2B	3B	HR	RBI	BB	Hbp	SO	Sb-Att	Avg	G-GS	AB	R	H	2B	3B	HR	RBI	BB	Hbp	SO	Sb-Att
DICKINSON, Rob	.320	52-47	181	25	58	11	3	6	32	16	7	26	7-12	.309	158-133	521	76	161	35	4	14	80	29	10	75	17-26
MORLEY, Jacob	.318	52-52	198	32	63	14	4	11	32	19	8	44	2-3	.294	203-197	721	118	212	40	8	20	111	57	13	169	29-38
PICCIRILLI, George	.303	52-52	188	30	57	14	0	5	23	21	7	34	3-3	.302	149-127	477	81	144	29	2	10	73	49	10	82	10-14
DEWYER, Nick	.258	45-41	132	19	34	4	1	2	12	6	6	42	6-9	.258	45-41	132	19	34	4	1	2	12	6	6	42	6-9
WALTER, Cameron	.256	39-31	121	12	31	2	3	2	11	6	1	30	0-0	.256	39-31	121	12	31	2	3	2	11	6	1	30	0-0
LECLAIR, Gary	.245	41-28	110	14	27	8	0	0	16	4	3	19	6-11	.245	41-28	110	14	27	8	0	0	16	4	3	19	6-11
WINN, Matt	.220	48-41	118	16	26	7	0	2	17	10	4	35	0-1	.220	48-41	118	16	26	7	0	2	17	10	4	35	0-1
BRYAN, Drew	.183	44-39	109	12	20	0	0	0	8	11	6	47	0-1	.183	44-39	109	12	20	0	0	0	8	11	6	47	0-1
ANGUS, Brandon	.315	32-14	54	9	17	5	0	0	2	3	1	15	4-7	.315	32-14	54	9	17	5	0	0	2	3	1	15	4-7
TARSOVICH, Jordan	.286	13-10	42	7	12	3	2	0	4	2	1	7	4-5	.277	36-20	65	12	18	3	2	0	7	7	1	9	6-7
HAWKINS, Berkley	.262	27-17	65	7	17	1	0	1	9	1	0	15	0-1	.226	48-24	93	10	21	2	0	1	10	3	0	20	0-1
HOLDER, Cody	.258	10-9	31	7	8	1	0	1	6	1	2	7	0-0	.224	33-16	58	9	13	1	0	1	8	1	3	12	0-0
DIAMOND, Brandon	.255	27-9	47	3	12	4	1	0	5	2	0	13	1-2	.255	27-9	47	3	12	4	1	0	5	2	0	13	1-2
DONOVAN, Michael	.245	19-15	53	8	13	2	0	0	4	8	1	14	3-7	.245	19-15	53	8	13	2	0	0	4	8	1	14	3-7
WORTHINGTON, Chase	.194	41-27	98	9	19	4	0	0	9	6	2	17	1-1	.247	140-102	364	51	90	15	1	5	38	28	9	61	1-4
MAYERS, Eric	.167	23-6	36	3	6	4	0	0	1	4	3	17	0-0	.173	36-10	52	5	9	5	0	0	1	4	4	23	0-0
MONTAGUE, Andrew	.143	22-13	49	6	7	1	0	1	4	6	1	11	1-1	.242	67-31	132	17	32	7	0	2	16	7	1	27	2-6
SHIFFLETT, Sheldon	.130	14-5	23	0	3	0	0	0	2	1	1	12	1-1	.130	14-5	23	0	3	0	0	0	2	1	1	12	1-1
STALLINGS, Thomas	.115	35-12	52	7	6	1	0	0	6	7	4	25	1-1	.115	35-12	52	7	6	1	0	0	6	7	4	25	1-1
DEVINE, Michael	.000	1-0	1	0	0	0	0	0	0	0	0	1	0-0	.182	16-3	22	2	4	0	0	1	3	1	1	8	0-0
Totals	.255	52-52	1708	226	436	86	14	31	203	134	58	431	40-66													
Opponents	.314	52-52	1853	336	582	113	6	40	299	167	46	376	56-78													

(All games Sorted by Earned run avg)

Player	SEASON											CAREER														
	ERA	W-L	App	GS	CG	Sho	Sv	IP	H	R	ER	BB	SO	ERA	W-L	App	GS	CG	Sho	Sv	IP	H	R	ER	BB	SO
GARRETT, Reed	2.17	2-3	25	1	0	0	0	54.0	47	18	13	21	41	2.17	2-3	25	1	0	0	0	54.0	47	18	13	21	41
BROWN, Jeremy	4.95	1-6	13	13	0	0	0	63.2	78	42	35	17	53	5.08	9-16	52	35	0	0	0	187.2	230	121	106	60	161
COWGILL, Coby	5.35	5-5	12	12	0	0	0	69.0	90	46	41	30	58	5.42	12-9	39	31	1	0	0	181.0	208	128	109	85	155
HENKEL, Campbell	6.86	1-5	15	14	0	0	0	61.2	89	56	47	19	32	5.77	4-5	28	15	0	0	0	92.0	113	70	59	36	50
GARRETT, John	2.03	2-3	24	0	0	0	6	48.2	49	19	11	9	51	3.30	12-6	63	5	0	0	7	114.2	124	54	42	24	107
MCQUAIG, Miles	5.11	0-0	10	1	0	0	0	12.1	17	10	7	3	10	5.31	0-0	16	1	0	0	0	20.1	25	15	12	7	21
DEVINE, Michael	5.94	1-1	26	0	0	0	3	33.1	43	22	22	8	33	5.54	5-10	90	4	0	0	15	144.2	172	108	89	57	139
KELLEY, Jonathan	6.08	0-0	11	1	0	0	0	13.1	13	9	9	10	11	6.08	0-0	11	1	0	0	0	13.1	13	9	9	10	11
BACH, Connor	6.75	0-3	11	4	0	0	0	24.0	32	23	18	15	22	7.03	0-3	12	4	0	0	0	24.1	33	24	19	16	23
MONTAGUE, Andrew	6.75	0-0	5	0	0	0	0	5.1	9	6	4	3	3	6.75	0-0	5	0	0	0	0	5.1	9	6	4	3	3
DEAL, Andrew	7.18	2-2	15	1	0	0	0	26.1	40	23	21	9	17	7.23	2-2	51	4	0	0	1	71.0	85	62	57	33	51
LOPEZ, Adam	8.40	1-3	8	4	0	0	0	15.0	24	16	14	9	18	6.03	8-7	38	23	0	0	0	119.1	152	98	80	56	146
THOMAS, Travis	9.26	0-2	9	1	0	0	0	11.2	17	13	12	6	13	5.95	3-3	49	3	0	0	3	75.2	86	53	50	23	77
WATTS, Alan	16.20	1-3	16	0	0	0	0	15.0	31	30	27	8	13	6.23	4-3	66	0	0	0	3	91.0	112	71	63	26	83
WOODS, Andrew	20.25	0-0	2	0	0	0	0	1.1	3	3	3	0	1	20.25	0-0	2	0	0	0	0	1.1	3	3	3	0	1
Totals	5.58	16-36	52	52	0	1	10	454.2	582	336	282	167	376													
Opponents	3.77	36-16	52	52	2	5	14	461.0	436	226	193	134	431													

Inherited Runners/Scored Breakdown for VMI (End of Season)
(All games)

Opponent	Date	#24 Bach,c	#3 Brown,j	#29 Cowgill,c	#32 Deal,a	#25 Devine,m	#14 Garrett,j	#12 Garrett,r	#28 Henkel,c	#11 Kelley,j	#20 Lopez,a	#18 Mcquai,g,m	#30 Montague,a	#17 Thomas,t	#10 Watts,a	#36 Woods,a
South Carolina	Feb 17	Start
South Carolina	Feb 18	0/0	Start
South Carolina	Feb 18	0/0	Start	0/0	0/0	0/0	3/3
Lafayette	Feb 24	Start	0/0
Lafayette	Feb 25	0/0	Start	0/0	0/0
Lafayette	Feb 26	Start	0/0	0/0	0/0
William and Mary	Feb 28	0/0	1/1	0/0	0/0	Start	2/0
HARTFORD	Mar 3 2	Start	0/0	0/0
HARTFORD	Mar 3 2	0/0	Start
HARTFORD	Mar 4 2	Start	0/0	1/1	2/0	0/0
William and Mary	Mar 6 2	Start	0/0
YSU	Mar 9 2	Start	0/0
YSU	Mar 10	Start	0/0	0/0	0/0
YSU	Mar 11	Start	1/0	2/2	2/0	0/0	3/3
OLD DOMINION	Mar 13	0/0	Start	0/0	2/2
OLD DOMINION	Mar 14	1/1	2/1	1/1	Start
UNC Asheville	Mar 16	Start	0/0	0/0	2/2
UNC Asheville	Mar 17	Start	0/0
UNC Asheville	Mar 18	Start	1/1	0/0	1/0	0/0
Virginia	Mar 21	2/1	2/1	1/0	1/0	Start	1/0	1/1
Presbyterian	Mar 23	Start	2/0
Presbyterian	Mar 24	1/0	0/0	Start
Presbyterian	Mar 25	Start	1/0	0/0
OLD DOMINION	Mar 27	0/0	0/0	0/0	Start	3/1	0/0
High Point	03-30-12	3/1	Start	0/0	3/3	0/0	0/0	1/1	0/0
High Point	03-31-12	1/0	0/0	Start
High Point	04-01-12	Start	0/0	1/0
Richmond	Apr 3 2	Start	2/1	2/0	0/0	0/0
Winthrop	Apr 6 2	Start	2/0
Winthrop	Apr 7 2	2/0	2/0	Start
Winthrop	Apr 7 2	Start	1/0	0/0	1/0	3/0
VCU	Apr 10	Start													

Multiple Hit Games					Multiple RBI Games						
	2	3	4	5+	Total		2	3	4	5+	Total
DICKINSON, Rob	13	4	2	-	19	DICKINSON, Rob	6	2	-	-	8
MORLEY, Jacob	11	3	2	-	16	MORLEY, Jacob	4	1	1	1	7
PICCIRILLI, George	13	2	-	-	15	PICCIRILLI, George	4	1	-	-	5
DWYER, Nick	8	1	-	-	9	LECLAIR, Gary	3	1	-	-	4
WALTER, Cameron	7	-	-	-	7	WINN, Matt	2	-	-	-	2
LECLAIR, Gary	5	2	-	-	7	DWYER, Nick	2	-	-	-	2
WINN, Matt	5	-	-	-	5	HAWKINS, Berkley	1	-	1	-	2
BRYAN, Drew	4	-	-	-	4	TARSOVICH, Jordan	1	-	-	-	1
HAWKINS, Berkley	3	1	-	-	4	MONTAGUE, Andrew	1	-	-	-	1
DIAMOND, Brandon	2	1	-	-	3	BRYAN, Drew	1	-	-	-	1
TARSOVICH, Jordan	2	1	-	-	3	WALTER, Cameron	1	-	-	-	1
HOLDER, Cody	2	-	-	-	2	DIAMOND, Brandon	1	-	-	-	1
WORTHINGTON, Chase	1	1	-	-	2	HOLDER, Cody	-	1	-	-	1
DONOVAN, Michael	1	-	1	-	2	WORTHINGTON, Chase	1	-	-	-	1
ANGUS, Brandon	1	1	-	-	2	STALLINGS, Thomas	1	-	-	-	1
MONTAGUE, Andrew	2	-	-	-	2	DONOVAN, Michael	1	-	-	-	1
MAYERS, Eric	1	-	-	-	1	ANGUS, Brandon	1	-	-	-	1
TEAM	81	17	5	0	103	TEAM	31	6	2	1	40

Hitting Streaks		
	Longest	Current
MORLEY, Jacob	12	2
PICCIRILLI, George	10	1
WINN, Matt	7	1
DICKINSON, Rob	6	2
TARSOVICH, Jordan	6	-
ANGUS, Brandon	6	6
DWYER, Nick	6	-
LECLAIR, Gary	6	-
WORTHINGTON, Chase	4	-
MONTAGUE, Andrew	4	-
WALTER, Cameron	4	3
DONOVAN, Michael	4	1
HOLDER, Cody	4	4
BRYAN, Drew	3	1
HAWKINS, Berkley	3	-
DIAMOND, Brandon	3	-
MAYERS, Eric	3	-
SHIFFLETT, Sheldon	2	-
STALLINGS, Thomas	1	-

Reached Base Streaks		
	Longest	Current
PICCIRILLI, George	20	20
MORLEY, Jacob	12	2
WINN, Matt	10	2
DICKINSON, Rob	9	2
BRYAN, Drew	8	2
DWYER, Nick	7	-
MONTAGUE, Andrew	7	-
ANGUS, Brandon	6	6
TARSOVICH, Jordan	6	-
LECLAIR, Gary	6	-
HOLDER, Cody	4	4
WORTHINGTON, Chase	4	3
WALTER, Cameron	4	4
DONOVAN, Michael	4	1
MAYERS, Eric	3	-
DIAMOND, Brandon	3	-
HAWKINS, Berkley	3	-
STALLINGS, Thomas	3	-
SHIFFLETT, Sheldon	2	-

STARTERS SUMMARY

Player	GS	Position										Batting Order										
		p	c	1b	2b	3b	ss	lf	cf	rf	of	dh	1st	2nd	3rd	4th	5th	6th	7th	8th	9th	
PICCIRILLI, Georg	52	.	.	21	38	7	7
MORLEY, Jacob	52	1	.	49	2	.	.	1	12	18	21
DICKINSON, Rob	47	4	41	2	.	.	.	32	4	3	4	1	2	1	.	.
DWYER, Nick	41	.	.	.	6	.	35	17	5	7	2	10	.	.
WINN, Matt	41	.	41	1	9	1	7	23	.	.
BRYAN, Drew	39	.	.	.	26	.	13	1	5	21	12	.	.
WALTER, Camero	31	.	.	30	1	.	.	.	8	11	2	1	9	.	.	
LECLAIR, Gary	28	17	10	.	.	1	.	.	9	5	1	8	3	1	.	1	
WORTHINGTON, C	27	.	.	.	27	1	15	3	8	.	.	
HAWKINS, Berkle	17	.	2	.	15	6	8	3	.	.	
DONOVAN, Michae	15	.	.	15	9	2	1	3	.	.	
ANGUS, Brandon	14	12	1	1	1	9	3	1	.	
HENKEL, Campbell	14	14	
BROWN, Jeremy	13	13	
MONTAGUE, Andr	13	.	9	4	.	.	.	5	1	.	3	.	4	.	
STALLINGS, Thom	12	.	.	.	5	6	1	.	.	2	.	.	4	5	1	.	.	
COWGILL, Coby	12	12	
TARSOVICH, Jord	10	9	.	.	.	1	.	.	10	
HOLDER, Cody	9	.	.	1	4	4	1	4	3	1	.	.	.	
DIAMOND, Brando	9	1	.	.	.	8	.	.	.	1	2	.	.	4	2	.	
MAYERS, Eric	6	5	.	.	.	1	.	.	.	3	2	.	.	1	.	.	
SHIFFLETT, Sheld	5	3	.	.	.	2	1	1	2	.	1	.	
LOPEZ, Adam	4	4	
BACH, Connor	4	4	
KELLEY, Jonathan	1	1	
GARRETT, Reed	1	1	
DEAL, Andrew	1	1	
MCQUAIG, Miles	1	1	
THOMAS, Travis	1	1	

2012 Team Almanac

Longest Win Streak	3 (2x)
Longest Losing Streak	8
Most Runs Scored	.12, 3/13
Fewest Runs Scored	.0 (5x), Last 5/13
Most Runs Allowed	.18 (2x), Last 5/2
Fewest Runs Allowed	.0, 2/24

Individual Highs

Most Hits 4 (5x), Last R. Dickinson vs. GW (4/29)	
Most At Bats	6 (5x)
Most Runs	3 (5x)
Most RBIs	5, J. Morley at ODU (3/13)
Most SBs	2, J. Tarsovich vs. LC (2/24)
Most IP	8, Jeremy Brown at GW (4/27)
Most Strikeouts	9 (2x), Last J. Brown at GW (4/27)

Record By Month

February	1-6	142
March	8-11	421
April	5-13	278
May	2-6	250

Record By Day

Sunday	2-7	222
Monday	0-0	000
Tuesday	2-6	250
Wednesday	0-5	000
Thursday	0-1	000
Friday	7-6	538
Saturday	5-11	313

Record vs. Conferences (All-Time)

American East	3-0
Hartford	3-0 (7-2)
Atlantic Coast	0-2
Virginia	0-1 (16-53)
Virginia Tech	0-1 (15-72)
Atlantic-10	1-0
Richmond	1-0 (25-75-1)
Big South	7-17
UNC Asheville	0-3 (16-12)
Presbyterian College	3-0 (12-4)
High Point	0-3 (15-11)
Winthrop	1-2 (9-22)
Coastal Carolina	0-3 (4-27)
Campbell	2-1 (2-2)
Gardner-Webb	0-3 (6-7)
Charleston Southern	1-2 (17-10)
Colonial Athletic Association	1-9
William & Mary	0-2 (46-63)
Old Dominion	0-3 (10-35)
James Madison	0-1 (9-45)
VCU	1-3 (5-32)
Conference USA	0-1
East Carolina	0-1 (1-24)
Horizon League	2-1
Youngstown State	2-1 (3-5)
Independent	1-1
Longwood	1-1 (11-7)
Patriot League	1-2
Lafayette	1-2 (14-6)
Southeastern Conf.	0-3
South Carolina	0-3 (0-8)



2012 Keydet Honors

All-Big South

Jacob Morley (Second Team OF)

Big South Player of the Week

Rob Dickinson (April 10)

VaSID All-State

George Piccirilli (Second Team - DH)

VMI's Record in 2012...

Overall	16-36
Big South	7-17
Non-Conference	9-18
Postseason	0-0
At Home	14-13
On the Road	2-20
Neutral Site	0-2
At Home (Big South)	7-5
On the Road (Big South)	0-12
At Home (Non-Conference)	7-9
On the Road (Non-Conference)	1-9
In Extra-Inning Games	0-4
Vs. Nationally-Ranked Teams	0-3
Vs. In-State Teams	3-10
Playing a Day Game	11-26
Playing a Night Game	5-10
In First Game of a Doubleheader	1-3
In Second Game of a Doubleheader	2-2
In Single Games	13-31
In one-run games	7-11
In two-run games	2-6
In five + run games	6-12
When Scoring First	7-11
When Opponent Scores First	9-25
When Leading Entering 7th Inning	10-2
When Trailing Entering 7th Inning	4-32
When Tied Entering 7th Inning	2-2
When Leading Entering 9th Inning	15-1
When Trailing Entering 9th Inning	0-33
When Tied Entering 9th Inning	1-2
When Scoring 5 Runs or Less	3-34
When Scoring 6+ Runs	13-2
When Allowing 5 Runs or Less	12-15
When Allowing 6+ Runs	4-21
When Out-Hitting an Opponent	9-4
When Out-Hit by Opponent	4-29
When Matching Opponent in Hits	3-3
When committing zero errors	5-8
When committing one or more errors	11-28
When hitting a Home Run	12-11
Vs. Starting LHP	4-8
Vs. Starting RHP	12-28

2012 Team Accomplishments

RHP Adam Lopez (21st round, Chicago White Sox) and RHP Coby Cowgill (23rd round, Texas) selected in MLB Draft

Marked eighth straight year VMI had at least one player selected, and seventh time overall that multiple Keydets were chosen

Jacob Morley finishes in program's career top-10 in hits (seventh), total bases (eighth) and games played (fourth).

Morley earns Second Team All-Big South honors, while DH George Piccirilli is named Second Team All-State by VaSID

Morley also tied the single-game VMI record with three doubles in a game (March 18)

Beat VC U in Richmond for the first time since 2007, and the third time in school history

Notable statistics (ranking in school history):

Strikeouts (pitching) - 376 (5th)

K/9 IP - 7.44 (9th)

BB/9 - 3.31 (7th)

Fielding % - .960 (8th)

HBP (offense)- 58 (T-7th)



Record Versus All Opponents

Opponent	Record	Last Win	Last Meeting	Streak
Air Force	5-5	2/10/01 (7-2)	2/11/01 (L, 1-6)	L1
Akron	1-3	1956 (8-7)	3/9/97 (L, 3-12)	L3
Alabama-Birmingham	0-2	-----	2/16/97 (L, 3-16)	L2
Albany	2-1	3/4/06 (8-3)	3/5/06 (L, 13-14)	L1
Appalachian State	30-66	5/4/03 (11-1)	5/4/03 (W, 11-1)	W3
Armstrong Atlantic	1-1	3/14/84 (2-0)	3/14/84 (L, 3-11)	L1
Army	2-0	3/3/02 (4-2)	3/3/02 (W, 4-2)	W2
Auburn	3-16	3/13/07 (7-3)	3/9/08 (L, 5-6)	L5
Bethany	1-0	1972 (2-0)	1972 (W, 2-0)	W1
Binghamton	7-3	2/27/11 (9-2)	2/27/11 (W, 9-2)	W2
Birmingham-Southern	1-8	4/22/06 (13-1)	4/24/06 (L, 3-7)	L2
Bluefield	3-0	4/17/96 (6-5)	4/17/96 (W, 6-5)	W3
Bridgewater	3-5	4/28/82 (12-7)	3/11/93 (L, 3-5)	L5
Brown	10-7	3/27/06 (7-6)	3/27/06 (W, 7-6)	W3
Bryant	0-1	-----	3/8/10 (L, 5-8)	L1
Bucknell	17-10	3/5/11 (7-3)	3/5/11 (W, 7-3)	W1
C.W. Post	0-1	-----	3/12/92 (L, 4-12)	L1
California (Pa.)	2-0	3/10/84 (8-0)	3/18/84 (W, 8-0)	W2
Camp Lejeune Marines	0-2	-----	1951 (L, 1-11)	L2
Campbell	2-2	4/21/12 (8-7)	4/21/12 (W, 8-7)	W2
Castleton State	2-0	1965 (4-0)	1965 (W, 4-0)	W1
Central Connecticut State	1-0	3/2/08 (7-2)	3/2/08 (W, 7-2)	W1
Central Michigan	0-2	-----	3/15/85 (L, 10-15)	L2
College of Charleston	6-10	5/12/03 (5-3)	5/12/03 (W, 5-3)	W2
Charleston Southern	17-9	5/11/12 (6-5)	5/13/12 (L, 0-6)	L2
Cherry Point Marines	0-1	-----	1951 (L, 3-9)	L1
The Citadel	25-75	3/17/10 (12-1)	3/17/10 (W, 12-1)	W3
Clarkson	1-0	3/29/89 (9-3)	3/29/89 (W, 9-3)	W1
Coastal Carolina	4-27	4/27/08 (4-3)	4/15/12 (L, 2-3)	L16
Colby	2-0	1965 (6-2)	1965 (W, 6-2)	W2
Colgate	1-0	1961 (6-4)	1961 (W, 6-4)	W1
Columbus State	0-3	-----	3/13/90 (L, 4-9)	L3
Connecticut	0-2	-----	3/13/76 (L, 1-6)	L2
Coppin State	17-1	4/23/08 (13-4)	4/23/08 (W, 13-4)	W1
Cornell	1-2	3/27/57 (5-3)	3/28/57 (L, 1-9)	L1
Davidson	38-43	3/9/03 (9-7)	3/9/03 (W, 9-7)	W3
Davis & Elkins	1-3	3/11/94 (4-0)	3/11/94 (W, 4-0)	W1
Duke	2-6	2/14/94 (2-1)	3/1/98 (L, 2-14)	L2
East Carolina	1-24	1969 (8-6)	5/18/12 (L, 8-14)	L18
East Tennessee State	39-44	3/15/03 (3-1)	3/16/03 (L, 0-7)	L1
Elizabethtown	0-1	-----	3/9/96 (L, 0-1)	L1
Elon	0-1	-----	3/11/03 (L, 4-5)	L1
Emory & Henry	1-0	1968 (9-2)	1968 (W, 9-2)	W1
Fairfield	1-0	3/7/05 (20-2)	3/7/05 (W, 20-2)	W1
Ferrum	1-2	3/18/86 (8-5)	4/20/89 (L, 0-9)	L2
Flagler	0-2	-----	3/13/82 (L, 1-2)	L2
Florida	2-1	2/10/07 (7-4)	2/11/07 (L, 0-7)	L1
Florida State	0-17	-----	2/20/11 (L, 0-15)	L17
Florida Tech	0-6-1	-----	3/13/87 (L, 6-7)	L3
Furman	25-56	5/23/03 (2-1)	5/23/03 (W, 2-1)	W3
Gardner-Webb	6-7	4/1/11 (11-8)	4/29/12 (L, 4-6)	L5
George Mason	3-9	3/3/90 (10-2)	2/26/02 (L, 4-10)	L6
George Washington	16-25	3/17/98 (9-3)	3/18/98 (L, 4-8)	L1
Georgetown	3-0	5/17/05 (16-7)	5/17/05 (W, 16-7)	W3
Georgia	0-2	-----	1964 (L, 5-11)	L2
Georgia Southern	8-33	3/5/00 (7-5)	5/21/03 (L, 4-6)	L10
Hampden-Sydney	2-6	1956 (16-13)	1959 (L, 4-14)	L3
Hartford	7-2	3/4/12 (9-7)	3/4/12 (W, 9-7)	W4
High Point	15-11	5/21/11 (17-12)	4/1/12 (L, 2-5)	L3
Hofstra	1-2	2/12/05 (9-8)	2/13/05 (L, 4-21)	L2
Holy Cross	1-1	3/5/92 (21-0)	3/5/92 (21-0)	W1
Howard	9-1	2/24/02 (17-0)	2/24/02 (W, 17-0)	W5
Ithaca	0-1	-----	1953 (L, 5-6)	L1
IUPUI	1-1	3/20/99 (14-3)	3/20/99 (W, 14-3)	W1
Jacksonville	0-1	-----	3/10/82 (L, 2-9)	L1
James Madison	9-45	4/26/11 (10-4)	4/25/12 (L, 4-5)	L1
Juniata	2-0	3/10/95 (15-1)	3/10/95 (W, 15-1)	W2
La Salle	4-0	3/14/10 (11-1)	3/14/10 (W, 11-1)	W4
Lafayette	14-6	2/24/12 (8-0)	2/26/12 (L, 4-5)	L2
Lehigh	0-1	-----	3/15/84 (L, 5-13)	L1
LeMoyne	1-0	3/27/97 (16-10)	3/27/97 (W, 16-10)	W1
Liberty	11-34	4/23/11 (3-1)	4/23/11 (W, 3-1)	W1
Lock Haven	4-1	3/25/86 (6-4)	3/25/86 (W, 6-4)	W4
Long Island	1-3	1953 (8-7)	1971 (L, 5-7)	L2
Longwood	11-7	4/24/12 (6-2)	4/24/12 (W, 6-2)	W1
Lynchburg	10-7	4/20/87 (25-9)	4/20/88 (L, 3-11)	L1
Maine	0-3	-----	3/10/88 (L, 1-6)	L3
Marietta	3-0	1965 (6-5)	1965 (W, 6-5)	W1
Marist	1-0	3/18/03 (8-4)	3/18/03 (W, 8-4)	W1
Marshall	33-45	4/25/00 (4-3)	3/16/08 (L, 2-7)	L4

Opponent	Record	Last Win	Last Meeting	Streak
Mary Washington	3-1	2/29/92 (11-6)	3/31/93 (L, 1-5)	L1
Maryland	1-5	3/2/10 (7-6)	3/2/10 (W, 7-6)	W1
Maryland-Baltimore County	1-0	3/26/98 (15-5)	3/26/98 (W, 15-5)	W1
Maryland-Eastern Shore	9-0	3/7/10 (8-4)	3/7/10 (W, 8-4)	W9
Massachusetts	0-1	-----	3/17/80 (L, 1-15)	L1
Massachusetts-Dartmouth	1-2	3/21/76 (3-2)	3/21/76 (W, 3-2)	W1
Mercer	3-3-1	2/12/06 (5-4)	2/12/06 (W, 5-4)	W1
Mercyhurst	1-0	3/30/83 (11-5)	3/30/83 (W, 11-5)	W1
Michigan	0-1	-----	1951 (L, 3-22)	L1
Michigan State	0-1	-----	1956 (L, 3-6)	L1
Mount St. Mary's	5-0	3/7/99 (6-3)	3/7/99 (W, 6-3)	W5
Navy	2-1	3/6/05 (18-5)	3/16/05 (W, 18-5)	W2
New Mexico State	2-0	3/12/11 (7-2)	3/12/11 (7-2)	W2
Niagara	2-1	2/24/07 (8-4)	2/24/07 (W, 8-4)	W1
Norfolk State	14-0	4/22/09 (6-5)	4/22/09 (W, 6-5)	W14
North Carolina	0-3	-----	2/22/09 (L, 3-11)	L3
North Carolina A&T	4-1	5/13/06 (5-0)	5/13/06 (W, 5-0)	W2
North Carolina State	0-3	-----	3/12/03 (L, 4-9)	L3
North Carolina Wesleyan	1-1	3/22/78 (17-13)	4/15/81 (L, 1-16)	L1
Oglethorpe	1-0	1963 (4-1)	1963 (W, 4-1)	W1
Ohio	0-1	-----	3/24/98 (L, 1-5)	L1
Old Dominion	10-35	2/24/09 (4-3)	3/27/12 (L, 0-2)	L4
Oneonta State	4-1	4/5/90 (7-5)	4/5/90 (W, 7-5)	W4
Oregon State	0-2	-----	3/13/11 (L, 1-5)	L2
Pittsburgh	1-1	4/13/57 (11-9)	4/13/57 (W, 11-9)	W1
Presbyterian College	12-4	3/25/12 (10-7)	3/25/12 (W, 10-7)	W3
Princeton	0-2	-----	1965 (3-6)	L2
Quantico Marines	1-2	1958 (8-4)	1958 (W, 8-4)	W1
Radford	19-22-1	4/8/11 (10-7)	5/24/11 (L, 1-3)	L3
Randolph-Macon	0-1	-----	5/10/57 (3-7)	L1
Rhode Island	1-0	1964 (3-2)	1964 (W, 3-2)	W1
Richmond	25-75-1	4/3/12 (4-3)	4/3/12 (W, 4-3)	W1
Richmond Prof. Institute	4-1	1955 (7-2)	1957 (L, 6-5)	L1
Rider	6-1	3/8/09 (12-11)	3/8/09 (W, 12-11)	W1
Roanoke	1-1	1951 (6-1)	1951 (W, 6-1)	W1
Rollins	4-7	3/12/88 (5-1)	3/12/88 (W, 5-1)	W2
Sacred Heart	1-0	3/12/86 (9-2)	3/12/86 (W, 9-2)	W1
St. Andrews	3-0	1965 (3-2)	1965 (W, 3-2)	W3
St. Francis (N.Y.)	1-0	1971 (7-5)	1971 (W, 7-5)	W1
Saint Rose	1-0	3/7/96 (12-4)	3/7/96 (W, 12-4)	W1
Salem	2-0	1955 (6-3)	1955 (W, 6-3)	W2
Samford	1-6	2/9/03 (4-3)	2/9/03 (W, 4-3)	W1
Savannah State	3-0	4/1/07 (14-0)	4/1/07 (W, 14-0)	W3
Shenandoah	4-0	2/24/93 (11-1)	2/24/93 (W, 11-1)	W4
South Carolina	0-8	-----	2/18/12 (L, 1-13)	L8
Southern Connecticut St.	0-2	-----	1972 (L, 6-15)	L2
Stetson	1-2	2/15/04 (19-13)	2/15/04 (L, 7-8)	L1
Tennessee	0-1	-----	2/12/95 (L, 4-11)	L1
Tennessee-Chattanooga	0-8	-----	4/4/82 (L, 4-5)	L8
Troy	2-4	2/8/97 (4-3)	2/15/98 (L, 6-18)	L4
Tulane	0-2	-----	3/14/85 (L, 3-9)	L2
UNC Asheville	16-12	5/15/11 (10-2)	3/18/12 (L, 5-9)	L3
UNC Greensboro	7-18	4/6/03 (7-5)	5/24/03 (L, 1-10)	L1
Utica	1-0	3/19/89 (7-6)	3/19/89 (W, 7-6)	W1
Vanderbilt	0-3	-----	2/19/05 (L, 2-5)	L3
Villanova	1-0	3/10/88 (16-4)	3/10/88 (W, 16-4)	W1
Virginia	16-53	4/14/10 (12-3)	3/21/12 (L, 3-12)	L2
Virginia Commonwealth	5-32	5/18/12 (7-6)	5/18/12 (W, 7-6)	W1
Virginia Tech	15-72	4/30/08 (8-7)	5/2/12 (L, 0-18)	L6
Virginia Wesleyan	1-1	3/11/92 (13-4)	3/14/94 (L, 4-14)	L1
Wake Forest	0-7	-----	3/17/94 (L, 8-9)	L7
Washington (Md.)	1-0	4/3/54 (25-5)	4/3/54 (W, 25-5)	W1
Washington & Lee	24-4	4/25/95 (6-1)	4/25/95 (W, 6-1)	W12
West Chester	3-2	3/25/95 (9-3)	3/25/95 (W, 9-3)	W1
West Georgia	1-2	1963 (4-3)	3/14/90 (2-13)	L2
West Virginia	6-23	1960 (6-3)	1968 (L, 2-3)	L13
West Virginia Tech	1-0	1955 (14-13)	1955 (W, 14-13)	W1
Western Carolina	15-55	5/5/02 (7-4)	4/20/03 (L, 9-14)	L3
William & Mary	46-63	4/13/11 (5-1)	3/6/12 (L, 2-6)	L2
Winthrop	9-22	4/6/12 (10-4)	4/7/12 (L, 4-7)	L2
Wofford	8-9	4/27/03 (10-0)	4/27/03 (W, 10-0)	W1
Yale	0-2	-----	3/12/83 (L, 9-10)	L2
Youngstown State	3-5	3/10/12 (11-3)	3/11/12 (L, 2-10)	L1

Series vs. Opponents includes all results from 1951-2012

Keydets' Most Common Opponent: William & Mary, 109 meetings

Most Keydet Wins vs. Opponent: 46, William & Mary

Most Keydet Losses vs. Opponent: 75, The Citadel & Richmond

Longest Current Win Streak vs. Opponent: 14, Norfolk State

Longest Current Losing Streak vs. Opponent: 18, East Carolina

Longest Current Annual Meeting: Virginia Tech (2-13), 12 seasons

Series Versus 2013 Opponents

Binghamton (7-3)

3/12/04	Lexington, Va.	L, 2-11
3/13/04	Lexington, Va.	W, 6-2
3/14/04	Lexington, Va.	W, 6-2
2/29/08	Lexington, Va.	W, 11-4
3/1/08	Lexington, Va.	L, 3-4
3/1/08	Lexington, Va.	W, 9-7
2/25/11	Lexington, Va.	W, 5-3
2/26/11	Lexington, Va.	L, 1-7
2/26/11	Lexington, Va.	W, 2-0 (7)
2/27/11	Lexington, Va.	W, 9-2

Campbell (2-2)

3/14/95	Buies Creek, N.C.	L, 3-6
4/20/12	Lexington, Va.	L, 4-6
4/20/12	Lexington, Va.	W, 3-2
4/21/12	Lexington, Va.	W, 8-7

Charleston Southern (17-9)

4/30/04	Lexington, Va.	L, 1-4
5/1/04	Lexington, Va.	L, 6-7
5/2/04	Lexington, Va.	L, 6-7
4/15/05	N. Charleston, S.C.	W, 4-1
4/16/05	N. Charleston, S.C.	W, 7-2
4/16/05	N. Charleston, S.C.	L, 0-2
3/17/06	Lexington, Va.	W, 16-1
3/18/06	Lexington, Va.	L, 2-3 (10)
3/19/06	Lexington, Va.	W, 10-7
3/17/07	N. Charleston, S.C.	W, 7-2
3/17/07	N. Charleston, S.C.	W, 6-4
3/18/07	N. Charleston, S.C.	W, 10-7
5/16/08	Lexington, Va.	W, 14-3
5/17/08	Lexington, Va.	W, 10-2
5/18/08	Lexington, Va.	W, 9-7
3/27/09	N. Charleston, S.C.	L, 5-9 (10)
3/29/09	N. Charleston, S.C.	W, 11-5
3/29/09	N. Charleston, S.C.	L, 2-7
3/26/10	Lexington, Va.	W, 13-3
3/27/10	Lexington, Va.	L, 0-1
3/27/10	Lexington, Va.	W, 7-2
4/15/11	N. Charleston, S.C.	W, 11-0
4/16/11	N. Charleston, S.C.	W, 15-12
4/17/11	N. Charleston, S.C.	W, 9-1
5/11/12	Lexington, Va.	W, 6-5
5/12/12	Lexington, Va.	L, 1-8
5/13/12	Lexington, Va.	L, 0-6

Coastal Carolina (4-27)

4/9/04	Lexington, Va.	L, 5-8
4/10/04	Lexington, Va.	L, 7-9
4/10/04	Lexington, Va.	W, 4-3
3/25/05	Conway, S.C.	L, 3-4
3/26/05	Conway, S.C.	W, 3-2
3/26/05	Conway, S.C.	L, 1-3
5/6/06	Lexington, Va.	W, 8-2
5/8/06	Lexington, Va.	L, 4-6 (10)
5/8/06	Lexington, Va.	L, 0-2
4/20/07	Conway, S.C.	L, 5-7
4/21/07	Conway, S.C.	L, 1-4
4/22/07	Conway, S.C.	L, 3-12
5/24/07	Rock Hill, S.C.%	L, 2-4
4/25/08	Lexington, Va.	L, 2-5
4/26/08	Lexington, Va.	W, 4-3
4/26/08	Lexington, Va.	L, 1-12
5/22/08	Danville, Va.%	L, 1-3
5/9/09	Conway, S.C.	L, 7-20
5/10/09	Conway, S.C.	L, 0-8
5/10/09	Conway, S.C.	L, 2-4
5/20/09	Asheville, N.C.%	L, 4-9
4/23/10	Lexington, Va.	L, 0-7
4/24/10	Lexington, Va.	L, 2-3
4/25/10	Lexington, Va.	L, 2-6
5/26/10	Rock Hill, S.C.%	L, 2-11
4/29/11	Conway, S.C.	L, 2-8
4/30/11	Conway, S.C.	L, 2-4
5/1/11	Conway, S.C.	L, 0-5
4/13/12	Conway, S.C.	L, 2-3
4/14/12	Conway, S.C.	L, 0-3
4/15/12	Conway, S.C.	L, 2-3

Gardner-Webb (6-7)

4/10/09	Lexington, Va.	W, 21-3
4/11/09	Lexington, Va.	L, 5-8
4/11/09	Lexington, Va.	L, 4-15
5/19/09	Asheville, N.C.%	W, 13-4

4/9/10	Spartanburg, S.C.	W, 7-5
4/10/10	Spartanburg, S.C.	W, 13-6
4/11/10	Spartanburg, S.C.	W, 16-10
4/11/11	Lexington, Va.	W, 11-8
4/2/11	Lexington, Va.	L, 7-10
4/3/11	Lexington, Va.	L, 10-14
4/27/12	Boiling Springs, N.C.	L, 3-4 (10)
4/28/12	Boiling Springs, N.C.	L, 4-5
4/29/12	Boiling Springs, N.C.	L, 4-6

High Point (15-11)

5/8/04	High Point, N.C.	L, 4-14
5/9/04	High Point, N.C.	L, 2-11
5/10/04	High Point, N.C.	W, 10-2
5/13/05	Lexington, Va.	W, 10-7
5/14/05	Lexington, Va.	W, 9-2
5/15/05	Lexington, Va.	W, 5-4
4/7/06	High Point, N.C.	L, 1-5
4/8/06	High Point, N.C.	L, 5-6
4/9/06	High Point, N.C.	W, 9-2
4/6/07	Lexington, Va.	W, 6-3
4/7/07	Lexington, Va.	W, 7-6
4/7/07	Lexington, Va.	L, 3-11
3/21/08	High Point, N.C.	W, 5-4
3/22/08	High Point, N.C.	W, 5-3
3/22/08	High Point, N.C.	W, 3-0
5/14/09	Lexington, Va.	W, 13-2
5/15/09	Lexington, Va.	L, 2-3
3/19/10	High Point, N.C.	W, 10-7
3/20/10	High Point, N.C.	W, 5-2
3/21/10	High Point, N.C.	L, 14-15
5/19/11	Lexington, Va.	L, 5-6
5/20/11	Lexington, Va.	W, 4-0
5/21/11	Lexington, Va.	W, 17-12
3/30/12	High Point, N.C.	L, 3-12
3/31/12	High Point, N.C.	L, 0-2
4/1/12	High Point, N.C.	L, 2-5

James Madison (9-45)

3/25/72	Harrisonburg, Va.	W, 2-1
3/24/73	Lexington, Va.	L, 0-3
3/24/73	Lexington, Va.	W, 9-4
3/26/74	Harrisonburg, Va.	L, 0-5
3/26/74	Harrisonburg, Va.	L, 3-5
4/30/75	Lexington, Va.	L, 1-4
4/1/76	Unknown	W, 9-7
4/1/76	Unknown	L, 0-15
4/21/77	Lexington, Va.	L, 3-22
4/4/78	Lexington, Va.	L, 0-23
	Harrisonburg, Va.	L, 0-23
4/2/79	Lexington, Va.	L, 3-11
4/25/79	Harrisonburg, Va.	L, 3-14
3/19/80	Harrisonburg, Va.	L, 0-6
4/25/80	Lexington, Va.	L, 4-21
3/17/81	Harrisonburg, Va.	L, 2-30
4/24/81	Lexington, Va.	L, 2-10
3/19/82	Harrisonburg, Va.	L, 1-7
4/5/82	Lexington, Va.	L, 7-12
4/6/83	Lexington, Va.	L, 4-6
4/21/83	Harrisonburg, Va.	L, 2-12
3/23/84	Harrisonburg, Va.	L, 2-12
4/6/84	Lexington, Va.	W, 4-1
3/20/85	Harrisonburg, Va.	L, 4-9
4/3/85	Lexington, Va.	L, 5-6
3/19/86	Lexington, Va.	L, 6-13
3/26/86	Harrisonburg, Va.	L, 6-7
3/18/87	Harrisonburg, Va.	L, 2-5
4/22/87	Harrisonburg, Va.	L, 4-11
3/16/88	Harrisonburg, Va.	L, 3-23
3/22/88	Harrisonburg, Va.	L, 0-18
3/30/89	Harrisonburg, Va.	L, 6-10
4/6/89	Lexington, Va.	W, 8-7
3/21/90	Harrisonburg, Va.	L, 1-10
4/11/90	Lexington, Va.	L, 1-10
3/19/91	Harrisonburg, Va.	L, 0-22
4/9/91	Lexington, Va.	L, 2-19
3/17/92	Lexington, Va.	L, 5-8
4/9/92	Harrisonburg, Va.	L, 6-10
4/1/93	Harrisonburg, Va.	L, 2-4 (7)
3/23/94	Harrisonburg, Va.	L, 2-17
4/12/94	Staunton, Va.	L, 7-13
3/21/95	Lexington, Va.	L, 5-7
4/6/95	Harrisonburg, Va.	L, 2-9
5/17/06	Harrisonburg, Va.	L, 1-2
3/26/08	Harrisonburg, Va.	L, 4-8
4/15/08	Lexington, Va.	W, 6-4

4/14/09	Harrisonburg, Va.	L, 2-20
4/29/09	Lexington, Va.	L, 5-8
3/24/10	Harrisonburg, Va.	L, 13-17
4/7/10	Lexington, Va.	W, 3-2
3/8/11	Harrisonburg, Va.	W, 8-2
4/26/11	Lexington, Va.	W, 10-4
4/25/12	Lexington, Va.	L, 4-5 (13)

Liberty (11-34)

4/30/76	Lexington, Va.	L, 6-15
4/9/77	Lexington, Va.	W, 8-7
4/9/77	Lexington, Va.	W, 12-1
5/1/78	Lynchburg, Va.	L, 1-5
5/1/78	Lynchburg, Va.	L, 5-10
5/1/79	Lexington, Va.	L, 0-9
3/10/89	Lynchburg, Va.	W, 5-3
4/10/89	Lynchburg, Va.	L, 5-6
4/17/90	Lynchburg, Va.	L, 8-12
4/4/91	Lynchburg, Va.	L, 2-8
4/11/91	Lexington, Va.	L, 4-14
3/24/92	Lynchburg, Va.	L, 11-12 (10)
3/31/92	Lexington, Va.	W, 7-6 (10)
4/4/94	Lexington, Va.	L, 7-13
4/21/94	Lynchburg, Va.	L, 2-9
3/28/95	Lynchburg, Va.	W, 8-6
2/27/97	Lexington, Va.	W, 9-4
2/24/98	Lynchburg, Va.	L, 14-15
3/6/00	Lynchburg, Va.	L, 2-9
5/2/00	Lexington, Va.	L, 7-15
5/22/04	Lynchburg, Va.	L, 4-8
5/22/04	Lynchburg, Va.	L, 4-10
5/23/04	Lynchburg, Va.	L, 6-7
4/30/05	Lexington, Va.	L, 5-9
5/1/05	Lexington, Va.	L, 3-12
5/1/05	Lexington, Va.	W, 11-9
3/31/06	Lynchburg, Va.	L, 5-8
4/1/06	Lynchburg, Va.	L, 8-16
4/2/06	Lynchburg, Va.	L, 7-9
5/18/07	Lexington, Va.	L, 0-4
5/19/07	Lexington, Va.	W, 5-3
5/20/07	Lexington, Va.	L, 9-10
5/23/07	Rock Hill, S.C.%	L, 3-4
4/18/08	Lynchburg, Va.	L, 0-8
4/19/08	Lynchburg, Va.	W, 6-5 (16)
4/20/08	Lynchburg, Va.	L, 1-6
4/3/09	Lexington, Va.	W, 13-6
4/4/09	Lexington, Va.	L, 7-9
4/5/09	Lexington, Va.	L, 3-4
4/16/10	Lynchburg, Va.	L, 9-12
4/17/10	Lynchburg, Va.	L, 6-9
4/18/10	Lynchburg, Va.	L, 8-13
4/22/11	Lexington, Va.	L, 2-3
4/23/11	Lexington, Va.	L, 6-8
4/23/11	Lexington, Va.	W, 3-1

Longwood (11-7)

4/22/79	Lexington, Va.	W, 6-1
4/22/79	Lexington, Va.	L, 4-7
4/30/80	Farmville, Va.	W, 9-7
4/30/80	Farmville, Va.	L, 4-10
4/9/81	Lexington, Va.	L, 4-15
4/8/87	Lexington, Va. (W&L)	L, 7-8
4/14/88	Lexington, Va.	W, 11-8
4/8/05	Lexington, Va.	W, 11-4
4/9/05	Lexington, Va.	W, 9-1
4/10/05	Lexington, Va.	W, 9-8
3/8/06	Lexington, Va.	W, 10-3
5/14/08	Lexington, Va.	L, 4-6
4/15/09	Lexington, Va.	L, 8-11
4/6/10	Lexington, Va.	W, 14-1
3/22/11	Farmville, Va.	W, 5-4
5/11/11	Lexington, Va.	W, 12-5
4/11/12	Lexington, Va.	L, 6-8
4/24/12	Farmville, Va.	W, 6-2

Maryland-Eastern Shore (9-0)

3/9/07	Lexington, Va.	W, 3-1
3/10/07	Lexington, Va.	W, 21-0
3/11/07	Lexington, Va.	W, 9-7
5/9/08	Lexington, Va.	W, 21-1
5/10/08	Lexington, Va.	W, 9-1
5/11/08	Lexington, Va.	W, 7-6
3/5/10	Lexington, Va.	W, 18-4
3/6/10	Lexington, Va.	W, 20-1
3/7/10	Lexington, Va.	W, 8-4

Norfolk State (14-0)

3/14/01	Norfolk, Va.	W, 11-2
4/25/02	Lexington, Va.	W, 7-5
2/21/03	Norfolk, Va.	W, 5-0
3/5/04	Lexington, Va.	W, 9-4
3/6/04	Lexington, Va.	W, 7-6
3/7/04	Lexington, Va.	W, 9-8
3/16/05	Lexington, Va.	W, 8-3
3/22/05	Norfolk, Va.	W, 7-4
3/22/06	Lexington, Va.	W, 3-2 (10)
3/6/07	Lexington, Va.	W, 8-5
3/19/08	Norfolk, Va.	W, 11-2
4/16/08	Lexington, Va.	W, 10-7
3/10/09	Norfolk, Va.	W, 4-3
4/22/09	Lexington, Va.	W, 6-5

Old Dominion (10-35)

1963	Unknown	L, 1-6
4/15/64	Lexington, Va.	L, 1-4
5/6/66	Lexington, Va.	W, 6-5 (13)
5/2/67	Lexington, Va.	L, 5-7
4/19/68	Lexington, Va.	W, 10-9
4/19/68	Lexington, Va.	W, 6-4
1969	Lexington, Va.	L, 1-2
1970	Unknown	L, 0-1
1970	Unknown	W, 2-1
4/30/71	Lexington, Va.	L, 3-9
4/30/71	Lexington, Va.	W, 3-1
4/17/76	Unknown	L, 2-4
4/18/77	Lexington, Va.	W, 7-6
3/24/78	Norfolk, Va.	L, 0-7
3/24/78	Norfolk, Va.	L, 2-10
4/14/78	Lexington, Va.	L, 9-13
4/10/79	Lexington, Va.	W, 5-4
4/10/79	Lexington, Va.	L, 1-10
4/16/80	Norfolk, Va.	L, 3-15
5/1/81	Lexington, Va.	L, 4-27
5/1/81	Lexington, Va.	L, 0-18
4/10/82	Lexington, Va.	L, 5-6
4/10/82	Lexington, Va.	L, 5-13
4/18/84	Norfolk, Va.	L, 2-13
5/2/86	Norfolk, Va.	L, 7-15
3/14/89	Norfolk, Va.	L, 4-9
3/10/92	Norfolk, Va.	L, 3-12 (9)
3/10/92	Norfolk, Va.	L, 0-15
4/7/93	Lexington, Va.	L, 3-6
3/15/94	Norfolk, Va.	L, 5-17
2/9/96	Charleston, S.C.	L, 7-13
3/11/97	Lexington, Va.	L, 5-13
3/12/97	Lexington, Va.	L, 7-19
3/13/02	Norfolk, Va.	L, 7-8
3/23/04	Norfolk, Va.	L, 2-4
5/11/05	Norfolk, Va.	L, 2-9
3/21/07	Norfolk, Va.	W, 3-1
5/15/07	Lexington, Va.	L, 4-5
3/11/08	Norfolk, Va.	L, 6-7
4/2/08	Norfolk, Va.	W, 7-3
2/24/09	Lexington, Va.	W, 4-3 (11)
4/21/09	Norfolk, Va.	L, 2-6 (10)
3/13/12	Norfolk, Va.	L, 12-13 (10)
3/14/12	Hampton, Va.	L, 3-8
3/27/12	Lexington, Va.	L, 0-2

Radford (19-22-1)

4/2/87	Lexington, Va. (W&L)	W, 8-1
4/2/87	Lexington, Va. (W&L)	W, 10-3
3/23/88	Radford, Va.	W, 11-4
4/3/89	Radford, Va.	L, 4-26
4/12/89	Lexington, Va.	L, 7-14
3/6/91		

Series Versus 2013 Opponents

4/15/06	Lexington, Va.	W, 11-4
4/15/06	Lexington, Va.	L, 7-12
5/11/07	Radford, Va.	L, 3-4
5/12/07	Radford, Va.	L, 12-9 (10)
5/13/07	Radford, Va.	W, 7-5
4/5/08	Lexington, Va.	W, 4-3 (11)
4/6/08	Lexington, Va.	W, 9-5
4/7/08	Lexington, Va.	W, 3-2 (16)
4/17/09	Radford, Va.	L, 3-5
4/18/09	Radford, Va.	L, 3-4 (10)
4/19/09	Radford, Va.	L, 4-10
4/30/10	Lexington, Va.	L, 2-9
5/1/10	Lexington, Va.	L, 6-15
5/2/10	Lexington, Va.	W, 7-5
4/8/11	Radford, Va.	W, 10-7
4/10/11	Radford, Va.	L, 5-6
4/10/11	Radford, Va.	L, 5-14
5/24/11	Lexington, Va. %	L, 1-3

*Game Later Forfeited

Richmond (25-75-1)

4/17/51	Lexington, Va.	L, 1-13
5/11/51	Richmond, Va.	L, 3-5
1952	Richmond, Va.	L, 5-11
1952	Lexington, Va.	L, 4-5
1953	Unknown	W, 3-2
1953	Unknown	L, 2-4
4/30/54	Unknown	L, 5-8
5/6/54	Unknown	W, 11-9
1955	Richmond, Va.	L, 0-8
1955	Lexington, Va.	L, 14-16
1956	Unknown	L, 3-7
1956	Unknown	W, 8-1
5/1/57	Lexington, Va.	L, 1-2
5/7/57	Richmond, Va.	L, 1-21
1958	Lexington, Va.	L, 3-9
1958	Richmond, Va.	L, 1-10
1959	Richmond, Va.	L, 3-6
1960	Lexington, Va.	L, 2-15
1960	Richmond, Va.	L, 8-10
1961	Unknown	L, 0-5
1961	Unknown	L, 2-4
1962	Lexington, Va.	L, 4-5
1962	Richmond, Va.	L, 0-13
1963	Unknown	L, 3-4
5/14/63	Unknown	W, 4-2
1964	Richmond, Va.	W, 9-4
5/13/64	Lexington, Va.	L, 0-4
1965	Richmond, Va.	L, 6-9
5/12/65	Lexington, Va.	W, 3-2
5/4/66	Richmond, Va.	L, 2-3
5/4/66	Richmond, Va.	W, 2-1
4/19/67	Richmond, Va.	L, 3-7
5/10/67	Lexington, Va.	W, 6-2
4/6/68	Richmond, Va.	W, 5-4
5/7/68	Lexington, Va.	L, 1-4
5/2/69	Unknown	W, 2-0
5/2/69	Unknown	W, 2-0
1970	Unknown	W, 2-0
1970	Unknown	W, 2-1
4/20/71	Lexington, Va.	L, 0-6
4/20/71	Lexington, Va.	L, 5-7
4/29/71	Richmond, Va.	L, 0-6
4/29/71	Richmond, Va.	L, 3-9
4/29/72	Richmond, Va.	L, 4-7
4/29/72	Richmond, Va.	L, 3-4
5/2/72	Lexington, Va.	L, 5-13
5/2/72	Lexington, Va.	L, 3-7
4/16/73	Richmond, Va.	L, 6-7
4/21/73	Lexington, Va.	L, 2-14
4/4/74	Richmond, Va.	L, 0-2
4/8/74	Richmond, Va.	L, 4-5
4/3/75	Richmond, Va.	L, 2-5
4/24/75	Lexington, Va.	L, 2-7
4/7/76	Lexington, Va.	L, 4-17
4/21/76	Richmond, Va.	L, 3-9
4/15/77	Richmond, Va.	L, 5-6
4/15/77	Richmond, Va.	L, 1-2
4/12/78	Lexington, Va.	L, 0-8
4/18/78	Richmond, Va.	L, 5-13
4/6/79	Richmond, Va.	L, 3-5
4/6/79	Richmond, Va.	L, 1-2
3/16/80	Lexington, Va.	L, 10-13
3/25/81	Lexington, Va.	L, 4-7
3/25/81	Lexington, Va.	L, 0-14
4/12/84	Richmond, Va.	W, 8-1
5/5/85	Lexington, Va.	L, 3-11
5/5/85	Lexington, Va.	W, 7-0

3/3/86	Richmond, Va.	L, 0-3
4/6/88	Lexington, Va.	W, 7-6
4/21/88	Richmond, Va.	L, 3-8
3/16/89	Richmond, Va.	W, 5-3
3/22/89	Lexington, Va.	L, 6-10
4/4/90	Richmond, Va.	L, 2-5
4/19/90	Lexington, Va.	L, 0-5
3/20/91	Richmond, Va.	L, 8-17
4/17/91	Lexington, Va.	L, 4-8
3/25/92	Lexington, Va.	L, 2-16
4/15/92	Richmond, Va.	L, 1-14
3/24/93	Richmond, Va.	L, 2-8
4/14/93	Lexington, Va.	L, 2-5
3/30/94	Richmond, Va.	L, 2-6
4/5/95	Richmond, Va.	L, 4-7
3/3/99	Richmond, Va.	L, 7-14 (6)
4/30/00	Lexington, Va.	L, 7-17
2/20/01	Richmond, Va.	L, 6-12
4/24/01	Lexington, Va.	L, 4-17
2/19/02	Richmond, Va.	L, 1-9
3/5/02	Lexington, Va.	L, 2-10
3/5/03	Richmond, Va.	L, 8-9
3/3/04	Richmond, Va.	L, 3-6
3/17/04	Lexington, Va.	W, 3-1
2/23/05	Richmond, Va.	W, 17-7
2/28/06	Richmond, Va.	W, 6-0
4/12/06	Lexington, Va.	W, 15-9
2/21/07	Richmond, Va.	W, 2-1
4/18/07	Lexington, Va.	W, 5-1
4/1/08	Lexington, Va.	W, 9-5
2/25/09	Richmond, Va.	L, 4-10
3/24/09	Lexington, Va.	L, 1-2 (11)
3/1/11	Richmond, Va.	T, 6-6
4/3/12	Lexington, Va.	W, 4-3

Virginia (16-53)

4/18/51	Charlottesville, Va.	L, 2-12
5/18/51	Lexington, Va.	L, 2-7
1952	Charlottesville, Va.	L, 5-12
1952	Lexington, Va.	L, 2-9
1953	Unknown	L, 1-6
5/12/54	Unknown	L, 3-7
5/21/54	Unknown	W, 7-5
1955	Unknown	W, 6-5
1955	Unknown	L, 1-2
1956	Unknown	W, 8-5
1956	Unknown	L, 2-4
4/25/57	Unknown	L, 0-2
4/27/57	Unknown	L, 4-10
1958	Unknown	W, 13-5
1960	Unknown	W, 17-6
1961	Unknown	L, 3-8
1962	Unknown	W, 7-1
1963	Unknown	L, 1-12
4/29/65	Unknown	W, 3-2
5/17/66	Charlottesville, Va.	L, 6-12
4/12/67	Lexington, Va.	W, 2-0
4/7/69	Charlottesville, Va.	L, 1-6
1970	Unknown	L, 1-5
4/26/71	Charlottesville, Va.	L, 2-9
4/25/72	Lexington, Va.	L, 4-9
1973	Unknown	L, 1-11
4/11/74	Lexington, Va.	L, 4-6 (12)
4/7/75	Charlottesville, Va.	L, 1-11
4/8/76	Unknown	L, 6-8
3/31/77	Charlottesville, Va.	L, 1-16
3/31/78	Lexington, Va.	L, 1-6
1979	Charlottesville, Va.	W, 2-1 (10)
4/10/80	Lexington, Va.	L, 0-7
4/10/80	Lexington, Va.	L, 2-5
5/4/81	Charlottesville, Va.	L, 3-13
5/4/81	Charlottesville, Va.	L, 2-8
4/29/82	Lexington, Va.	W, 8-1
4/29/82	Lexington, Va.	L, 1-4
3/24/83	Charlottesville, Va.	L, 3-11
4/3/84	Lexington, Va.	L, 4-11
3/6/85	Lexington, Va.	L, 1-5
4/30/85	Charlottesville, Va.	L, 5-8
4/9/86	Lexington, Va.	L, 9-12
4/22/86	Madison, Va.	L, 0-17
3/24/87	Charlottesville, Va.	L, 0-8
4/5/88	Lexington, Va.	L, 5-11
4/26/88	Charlottesville, Va.	W, 5-3
3/28/89	Charlottesville, Va.	L, 13-14 (10)
4/17/89	Lexington, Va.	L, 8-14
3/6/90	Charlottesville, Va.	W, 5-4
3/7/91	Charlottesville, Va.	L, 5-16
2/22/92	Lexington, Va.	L, 5-14
4/13/92	Charlottesville, Va.	L, 1-12

2/23/93	Charlottesville, Va.	L, 3-6
4/14/94	Lexington, Va.	W, 12-3
2/28/95	Charlottesville, Va.	L, 1-5
4/13/95	Lexington, Va.	W, 6-4
4/22/96	Charlottesville, Va.	L, 4-9
3/25/97	Lexington, Va.	L, 3-13
2/25/98	Charlottesville, Va.	L, 7-13 (8)
3/30/05	Charlottesville, Va.	L, 1-2
4/18/06	Charlottesville, Va.	L, 0-5
2/27/07	Charlottesville, Va.	L, 3-5
4/3/07	Lexington, Va.	W, 5-2
5/13/08	Charlottesville, Va.	L, 5-6 (11)
3/11/09	Charlottesville, Va.	L, 3-10
4/14/10	Lexington, Va.	W, 12-3
2/23/11	Charlottesville, Va.	L, 3-4
3/21/12	Lexington, Va.	L, 3-12

VCU (5-32)

4/19/73	Richmond, Va.	W, 11-2
4/18/79	Richmond, Va.	L, 2-5
4/18/79	Richmond, Va.	L, 3-4
4/28/81	Lexington, Va.	L, 3-17
4/28/81	Lexington, Va.	L, 10-14
3/31/81	Richmond, Va. &	L, 8-9 (8)
3/31/81	Richmond, Va. &	L, 3-9
3/23/83	Lexington, Va.	L, 3-7
3/26/85	Lexington, Va.	W, 6-4
3/4/86	Richmond, Va.	L, 6-7
3/4/89	Richmond, Va.	L, 3-4 (10)
3/2/91	Lexington, Va.	L, 3-11
4/2/92	Lexington, Va.	L, 2-9
4/7/92	Richmond, Va.	L, 2-9
4/20/93	Lexington, Va.	L, 11-14
2/25/94	Lexington, Va.	L, 7-9
4/20/94	Richmond, Va.	L, 1-6
2/21/95	Richmond, Va.	L, 6-7
4/4/95	Lexington, Va.	L, 11-13
3/13/01	Richmond, Va.	L, 0-7
5/2/01	Lexington, Va.	L, 5-13
4/24/02	Richmond, Va.	L, 0-5
4/22/03	Richmond, Va.	L, 0-1
4/20/04	Richmond, Va.	L, 4-5
5/10/06	Richmond, Va.	L, 6-8
3/27/07	Lexington, Va.	W, 5-3
4/24/07	Richmond, Va.	W, 3-1
4/8/08	Lexington, Va.	L, 3-5
3/31/09	Richmond, Va.	L, 8-17
4/8/09	Lexington, Va.	L, 3-9
4/20/10	Lexington, Va.	L, 4-11
4/28/10	Richmond, Va.	L, 3-7
4/19/11	Richmond, Va.	L, 2-4
4/10/12	Richmond, Va.	L, 1-18
5/1/12	Lexington, Va.	L, 3-6
5/17/12	Lexington, Va.	L, 2-7
5/18/12	Richmond, Va.	W, 7-6

& Played at Parker Field, Richmond

Virginia Tech (15-72)

4/25/51	Blacksburg, Va.	L, 0-9
5/16/51	Lexington, Va.	L, 1-16
1952	Lexington, Va.	L, 2-3
1952	Blacksburg, Va.	L, 1-2
1953	Unknown	W, 3-1
4/28/54	Unknown	L, 2-5
5/17/54	Unknown	W, 5-3
1955	Unknown	W, 9-8
1955	Unknown	L, 3-9
1956	Unknown	L, 2-3
1956	Unknown	L, 5-11
4/10/57	Unknown	W, 8-1
5/15/57	Unknown	L, 2-4
1959	Unknown	W, 3-2
1959	Unknown	L, 9-12
1960	Unknown	L, 0-8
1960	Unknown	L, 4-10
1961	Unknown	W, 3-2
1962	Unknown	W, 8-7
1962	Unknown	W, 4-0
1963	Unknown	L, 4-5
1963	Unknown	L, 3-4
4/21/64	Lexington, Va.	W, 4-2
5/11/64	Blacksburg, Va.	L, 6-8
4/20/65	Lexington, Va.	W, 2-1
5/5/65	Blacksburg, Va.	L, 2-6
4/20/66	Lexington, Va.	L, 0-4
5/10/66	Blacksburg, Va.	L, 5-6 (10)
5/4/67	Lexington, Va.	W, 5-4 (11)
5/18/67	Blacksburg, Va.	L, 0-4
5/10/68	Blacksburg, Va.	L, 2-14

5/16/68	Lexington, Va.	L, 2-4
4/11/69	Blacksburg, Va.	L, 3-6
4/25/69	Lexington, Va.	W, 8-6
1970	Unknown	L, 0-2
1970	Unknown	L, 0-3
4/1/71	Lexington, Va.	L, 2-13
4/3/72	Blacksburg, Va.	L, 0-4
5/7/72	Lexington, Va.	L, 0-2
1973	Lexington, Va.	L, 2-7
4/2/74	Blacksburg, Va.	L, 1
4/26/74	Lexington, Va.	L, 1-8
3/27/75	Blacksburg, Va.	L, 5-10
4/6/75	Lexington, Va.	L, 2-12
4/3/76	Unknown	L, 12-19
4/25/76	Unknown	L, 4-17
3/24/77	Covington, Va.	L, 7-12
4/12/77	Lexington, Va.	L, 4-8
5/5/78	Blacksburg, Va.	L, 0-4
5/5/78	Blacksburg, Va.	L, 1-12
4/7/79	Lexington, Va.	L, 0-9
4/26/80	Blacksburg, Va.	L, 2-8
4/8/81	Lexington, Va.	L, 0-14
4/22/81	Blacksburg, Va.	L, 1-13
4/7/82	Lexington, Va.	L, 6-11
4/7/82	Lexington, Va.	L, 4-12
5/2/83	Blacksburg, Va.	L, 9-10
5/2/83	Blacksburg, Va.	L, 4-5
5/1/84	Lexington, Va.	L, 4-6
5/1/84	Lexington, Va.	L, 4-13
4/17/85	Blacksburg, Va.	L, 3-13
5/3/85	Lexington, Va.	L, 3-16
4/30/86	Blacksburg, Va.	L, 4-27
5/4/86	Lexington, Va.	L, 6-9
4/30/87	Blacksburg, Va.	W, 13-12
4/11/89	Blacksburg, Va.	L, 8-20
3/7/90	Blacksburg, Va.	L, 2-9
4/16/91	Lexington, Va.	L, 3-12
4/23/91	Blacksburg, Va.	L, 1-16
3/2/92	Blacksburg, Va.	L, 5-16
4/22/93	Lexington, Va.	L, 0-6
4/18/95	Lexington, Va.	L, 1-5
4/4/01	Blacksburg, Va.	L, 3-7
5/1/02	Blacksburg, Va.	L, 5-7
4/15/03	Blacksburg, Va.	L, 4-6
4/28/04	Blacksburg, Va.	L, 0-8
4/27/05	Blacksburg, Va.	W, 6-2
4/5/06	Blacksburg, Va.	L, 8-9
4/4/07	Blacksburg, Va.	L, 6-13
5/9/07	Lexington, Va.	L, 0-9
4/30/08	Lexington, Va.	W, 8-7
3/17/09	Blacksburg, Va.	L, 5-14
3/18/09	Blacksburg, Va.	L, 3-7
3/30/10	Blacksburg, Va.	L, 3-11
4/27/10	Lexington, Va.	L, 2-9
4/6/11	Lexington, Va.	L, 2-11
5/2/12	Blacksburg, Va.	L, 0-18

William & Mary (46-63)

5/4/51	Lexington, Va.	L, 10-29
5/12/51	Williamsburg, Va.	L, 3-5
1952	Williamsburg, Va.	L, 1-3
1952	Lexington, Va.	W, 9-8
1953	Unknown	W, 8-6
5/1/54	Unknown	W, 25-3
5/5/54	Unknown	W, 19-2
1955	Unknown	L, 13-14
1955	Unknown	W, 9-8
1956	Unknown	L, 3-6
1956	Unknown	W, 4-2
5/2/57	Unknown	W, 3-1
5/8/57	Unknown	W, 7-0
1958	Unknown	W, 9-1
1958	Unknown	W, 11-0
1959	Unknown	W, 2-1
1959	Unknown	

Series Versus 2013 Opponents/Drafted Keydets

4/9/67	Lexington, Va.	W, 4-2	5/21/06	Lexington, Va.	W, 7-3	4/26/09	Rock Hill, S.C.	W, 6-5	4/7/12	Lexington, Va.	L, 5-6
4/15/68	Lexington, Va.	L, 4-5	3/23/07	Rock Hill, S.C.	L, 2-4	5/21/09	Asheville, N.C.%	L, 4-8	4/7/12	Lexington, Va.	L, 4-7
4/15/68	Lexington, Va.	L, 0-3	3/24/07	Rock Hill, S.C.	L, 2-4	5/14/10	Lexington, Va.	L, 5-6			
3/22/69	Williamsburg, Va.	L, 6-7	3/25/07	Rock Hill, S.C.	L, 5-9	5/15/10	Lexington, Va.	L, 2-8			
3/22/69	Williamsburg, Va.	L, 1-3	3/28/08	Lexington, Va.	L, 3-11	5/16/10	Lexington, Va.	W, 7-5			
4/12/69	Lexington, Va.	W, 7-4	3/29/08	Lexington, Va.	W, 5-4	5/27/10	Rock Hill, S.C.%	L, 6-11			
4/12/69	Lexington, Va.	L, 3-8	3/30/08	Lexington, Va.	L, 0-4	3/18/11	Rock Hill, S.C.	L, 1-2			
5/15/69	Colonial Heights, Va.*	W, 5-3 (13)	5/21/08	Danville, Va.%	L, 2-7	3/19/11	Rock Hill, S.C.	L, 6-7 (10)			
1970	Unknown	L, 0-2	4/24/09	Rock Hill, S.C.	L, 10-11	3/20/11	Rock Hill, S.C.	W, 10-2			
1970	Unknown	L, 6-7	4/25/09	Rock Hill, S.C.	W, 6-5	4/6/12	Lexington, Va.	W, 10-4			
1970	Unknown	L, 1-4									
1970	Unknown	W, 3-1									
4/10/71	Lexington, Va.	L, 1-6									
4/10/71	Lexington, Va.	W, 1-0									
4/24/71	Williamsburg, Va.	L, 1-2									
4/24/71	Williamsburg, Va.	L, 3-9									
4/10/72	Williamsburg, Va.	L, 1-12									
4/10/72	Williamsburg, Va.	L, 4-5									
4/17/72	Lexington, Va.	W, 2-1									
4/17/72	Lexington, Va.	L, 2-3									
4/30/73	Lexington, Va.	L, 0-3									
4/30/73	Lexington, Va.	L, 0-6									
4/9/74	Lexington, Va.	W, 5-4									
4/18/74	Lexington, Va.	W, 4-3									
4/16/75	Williamsburg, Va.	W, 5-4									
4/16/75	Williamsburg, Va.	L, 2-8									
3/29/76	Unknown	L, 3-4									
4/27/76	Unknown	L, 2-11									
3/27/77	Williamsburg, Va.	L, 0-3									
3/27/77	Williamsburg, Va.	L, 2-14									
3/21/79	Lexington, Va.	W, 6-4									
4/17/80	Williamsburg, Va.	W, 7-5									
4/25/81	Lexington, Va.	L, 4-5									
4/25/81	Lexington, Va.	L, 1-6									
4/12/83	Lexington, Va.	W, 10-3									
4/12/83	Lexington, Va.	L, 4-8									
4/19/84	Williamsburg, Va.	L, 3-7									
4/19/84	Williamsburg, Va.	L, 1-2									
4/9/85	Lexington, Va.	W, 15-6									
4/9/85	Lexington, Va.	L, 5-8 (10)									
4/15/86	Lexington, Va.	W, 2-1 (10)									
4/15/86	Lexington, Va.	L, 10-13									
4/7/87	Williamsburg, Va.	L, 2-3									
4/7/87	Williamsburg, Va.	W, 6-4									
2/27/91	Williamsburg, Va.	L, 0-4									
4/13/93	Lexington, Va.	W, 5-1									
4/13/93	Lexington, Va.	L, 5-6 (11)									
3/16/94	Williamsburg, Va.	L, 3-4 (10)									
3/7/95	Lexington, Va.	L, 2-4									
3/16/95	Williamsburg, Va.	W, 8-7									
3/27/96	Williamsburg, Va.	L, 9-10									
3/27/96	Williamsburg, Va.	W, 2-1									
4/3/96	Lexington, Va.	W, 8-4									
4/3/96	Lexington, Va.	W, 8-3									
4/3/97	Lexington, Va.	L, 5-17									
4/15/97	Williamsburg, Va.	L, 5-6									
3/25/98	Lexington, Va.	L, 6-14									
4/13/99	Williamsburg, Va.	L, 3-9									
4/20/99	Lexington, Va.	L, 5-12									
4/11/00	Lexington, Va.	L, 12-14									
4/28/00	Williamsburg, Va.	L, 3-5									
4/28/00	Williamsburg, Va.	L, 2-9									
4/18/01	Williamsburg, Va.	L, 1-12 (7)									
4/17/02	Williamsburg, Va.	L, 1-9									
3/26/03	Lexington, Va.	L, 2-13									
4/21/04	Lexington, Va.	W, 6-5									
5/19/04	Williamsburg, Va.	L, 8-13									
4/5/05	Lexington, Va.	W, 8-6									
4/20/05	Williamsburg, Va.	L, 6-12									
3/28/07	Williamsburg, Va.	L, 3-4									
3/12/08	Williamsburg, Va.	L, 3-12									
3/25/08	Lexington, Va.	W, 9-8									
3/4/09	Lexington, Va.	W, 7-4									
4/28/09	Williamsburg, Va.	L, 9-10									
2/22/11	Lexington, Va.	W, 4-1									
4/13/11	Williamsburg, Va.	W, 5-1									
2/28/12	Williamsburg, Va.	L, 2-10									
3/6/12	Lexington, Va.	L, 2-6									

Drafted Keydets

Player	Year	Round	Club
Rob Holmes	1980	47th	Minnesota Twins*
Andy Beasley	1989	17th	Oakland Athletics
Andy Beasley	1990	4th (112th overall)	St. Louis Cardinals
Mark Craft	1990	10th	Oakland A's
Jay Adams	1993	52nd	Cleveland Indians*
Marc Phillips	1994	32nd	Kansas City Royals
Ryan Glynn	1995	4th (94th overall)	Texas Rangers
David Groseclose	1995	22nd	Colorado Rockies
Nate Shepperson	1996	53rd	Pittsburgh Pirates
Jeremy Harper	2003	14th	Toronto Blue Jays
Andy Barden	2003	19th	Atlanta Braves
Phil Hendrix	2003	35th	Milwaukee Brewers
Duke Acors	2005	32nd	Pittsburgh Pirates
Kelly Sweppenhiser	2006	44th	Toronto Blue Jays
Tanner Biagini	2006	48th	Los Angeles Dodgers*
Chad Rice	2007	24th	Pittsburgh Pirates
Corey Bachman	2007	40th	Chicago Cubs
Michael Bowman	2008	9th	Milwaukee Brewers
Trey Barham	2008	25th	Oakland Athletics
Mike Roberts	2008	38th	Milwaukee Brewers
Travis Smink	2009	31st	Houston Astros
Tanner Biagini	2009	50th	Oakland Athletics
Jordan Ballard	2010	33rd	Colorado Rockies
Sam Roberts	2011	26th	Oakland A's
Adam Lopez	2012	21st	Chicago White Sox
Coby Cowgill	2012	23rd	Texas Rangers

*-Drafted out of HS

Refer to VMIKeydets.com for information on current professional players.

Winthrop (8-18)

4/23/04	Lexington, Va.	L, 3-14
4/24/04	Lexington, Va.	W, 5-1
4/25/04	Lexington, Va.	L, 1-2
4/23/05	Rock Hill, S.C.	L, 0-3
4/23/05	Rock Hill, S.C.	L, 1-6
4/24/05	Rock Hill, S.C.	L, 2-5
5/25/05	Conway, S.C.%	L, 1-11
5/19/06	Lexington, Va.	L, 5-10
5/20/06	Lexington, Va.	W, 10-4



The 1988 Keydet club finished with a 20-20 record, including an 11-7 mark in the Southern Conference on their way to the North Division title. Here they are posed with Hall of Famer Joe Dimaggio.

Postseason Results

SoCon Division Playoff

1969- Colonial Heights, Va.

VMI 5, William & Mary 3 (13 innings)

SoCon Championship Finals

1969- Fort Eustis, Va.

Furman 7, VMI 2

Furman 5, VMI 4

SoCon Tournament

1984- Cullowhee, N.C.

#1S Western Carolina 10, #2N VMI 7

#2S The Citadel 12, #2N VMI 7

1987- Asheville, N.C.

#1S Western Carolina 16, #2N VMI 4

#2N VMI 15, #2S Davidson 7

#2N VMI 10, #1N Appalachian State 9 (10)

#1S Western Carolina 9, #2N VMI 4

1988- Asheville, N.C.

#2S The Citadel, 9, #1N VMI 8

#2N Appalachian State 11, #1N VMI 4

1989- Asheville, N.C.

#5 The Citadel 17, #4 VMI 11

#6 Furman 7, #4 VMI 5

1990- Charleston, S.C.

#5 Appalachian State 9, #4 VMI 2

#6 Furman 10, #4 VMI 9 (10)

1991- Charleston, S.C.

#2 Western Carolina 18, #7 VMI 2

#4 Furman 8, #7 VMI 3

1992- Charleston, S.C.

#1 Western Carolina 3, #8 VMI 2

#8 VMI 5, #2 Furman 3

#3 East Tennessee State 20, #8 VMI 3

1993- Charleston, S.C.

#8 VMI 8, #1 Georgia Southern 0

#8 VMI 15, #5 Davidson 5

#8 VMI 8, #2 Western Carolina 4

#2 Western Carolina 12, #8 VMI 5

#2 Western Carolina 5, #8 VMI 1

1994- Charleston, S.C.

#7 VMI 6, #2 Georgia Southern 4

#7 VMI 6, #3 Marshall 4

#5 The Citadel 4, #7 VMI 3

#1 Western Carolina 7, #7 VMI 1

1995- Charleston, S.C.

#2 Georgia Southern 4, #7 VMI 3

#7 VMI 13, #6 Appalachian State 4

#5 East Tennessee State 8, #7 VMI 4

1996- Charleston, S.C.

#7 VMI 7, #2 Western Carolina 3

#7 VMI 4, #6 East Tennessee State 2

#1 Georgia Southern 11, #7 VMI 2

#4 The Citadel 8, #7 VMI 5

1997- Charleston, S.C.

#1 Western Carolina 4, #8 VMI 3

#5 East Tennessee State 7, #8 VMI 3 (10)

1999- Charleston, S.C.

#2 College of Charleston 15, #7 VMI 4

#3 Western Carolina 8, #7 VMI 4

2003- Charleston, S.C.

#2 Georgia Southern 6, #7 VMI 4

#7 VMI 2, #3 The Citadel 1

#7 VMI 2, #5 Furman 1

#4 UNC Greensboro 10, #7 VMI 1

Big South Tournament

2005- Conway, S.C.

#2 Winthrop 11, #5 VMI 1

#6 Radford 8, #5 VMI 7

2007- Rock Hill, S.C.

#3 Liberty 4, #4 VMI 3

#1 Coastal Carolina 4, #4 VMI 2

2008- Danville, Va.

#4 Winthrop 7, #3 VMI 2

#1 Coastal Carolina 3, #3 VMI 1

2009- Asheville, N.C.

#8 VMI 13, #5 Gardner-Webb 4

#1 Coastal Carolina 9, #8 VMI 4

#2 Winthrop 8, #8 VMI 4

2010- Rock Hill, S.C.

#6 VMI 7, #7 UNC Asheville 4

#1 Coastal Carolina 11, #6 VMI 2

#5 Winthrop 11, #6 VMI 6

2011- Lexington, Va.

#6 Radford 3, #7 VMI 1

Conference Tournament

Miscellany

Record as a....

#3 Seed:	0-2
#4 Seed:	0-6
#5 Seed:	0-2
#6 Seed:	1-2
#7 Seed:	7-12
#8 Seed:	5-8

Southern Conference Divisional Seeding:

#1 North Seed:	0-2
#2 North Seed:	2-4

Record Against....

Appalachian State	2-2
College of Charleston	0-1
The Citadel	1-5
Coastal Carolina	0-4
Davidson	2-0
East Tennessee State	1-3
Furman	2-3
Gardner-Webb	1-0
Georgia Southern	2-3
Liberty	0-1
Marshall	1-0
Radford	0-2
UNC Asheville	1-0
UNC Greensboro	0-1
Western Carolina	2-10
Winthrop	0-4

Record When Playing At....

Asheville, N.C.	3-8
Charleston, S.C.	11-20
Conway, S.C.	0-2
Cullowhee, N.C.	0-2
Danville, Va.	0-2
Rock Hill, S.C.	1-4
Lexington, Va.	0-1

Most Coaching Wins

Chris Finwood	6-6
Scott Gines	3-8
Tom Slater	2-2
Donny White	2-4
Marlin Ikenberry	2-11
Paul Maini	0-8

Complete Games:

Richard Sparks, vs. Davidson, 4/25/87
Marc Phillips, vs. Furman, 4/24/92
John Payne, vs. Georgia South. (SHO), 4/29/93
John Payne, vs. Georgia Southern, 4/28/94
Jay Adams, vs. Appalachian State, 4/28/95
W.G. Smith, vs. Western Carolina, 4/25/96
Danny Hughes, vs. East Tennessee St., 4/27/96
Phil Hendrix, vs. The Citadel, 5/22/03
Jeremy Harper, vs. Furman, 5/23/03

Four-Hit Games:

5, Rob Holmes, vs. The Citadel, 4/28/84
5, Louie Napoleon, vs. Davidson, 4/30/93
5, Jordan Ballard, vs. Gardner-Webb, 5/19/09
4, Gary Sibayan, vs. Davidson, 4/25/87
4, Marshall Simpson, vs. Furman, 4/27/90
4, David Groseclose, vs. Davidson, 4/30/93



The eighth-seeded 1993 squad posted the most wins in a single tournament by upsetting top-seeded Georgia Southern, second-seeded Western Carolina and fifth-seeded Davidson on their way to the Championship Finals.

Postseason Single-Game Records

<i>Individual</i>	<i>Team</i>
<p>Hitting Hits- 5, Rob Holmes, vs. The Citadel, 4/28/84; Louie Napoleon, vs. Davidson, 4/30/93 & Jordan Ballard vs. Gardner-Webb, 5/19/09 Runs- 5, David Groseclose, vs. Davidson, 4/30/93 RBIs- 7, Ryan Glynn, vs. Appalachian State, 4/20/95 At Bats- 6, Several Times Walks- 3, Several Times Doubles- 2, Several Times Triples- 1, Several Times Home Runs- 2, John Parrott, vs. Davidson, 4/25/87; John Parrott, vs. The Citadel, 4/27/89; Bert Saunders, vs. Western Carolina, 4/28/84 Total Bases- 10, Rob Holmes, vs. The Citadel, 4/28/84 Stolen Bases- 3, David Groseclose, vs. Georgia Southern, 4/28/94</p> <p>Pitching Innings Pitched- 9.0, (Nine Times) Most Recent Jeremy Harper, vs. Furman, 5/23/03 Strikeouts- 9, Jay Adams, vs. Appalachian State, 4/28/95; W.G. Smith, vs. Western Carolina, 4/25/96; Phil Hendrix, vs. The Citadel, 5/22/03 Fewest Hits (Min. 9 IP)- 6, Marc Phillips, vs. Furman, 4/24/92; Jeremy Harper, vs. Furman, 5/23/03 Fewest Earned Runs (Min. 9 IP)- 0, John Payne, vs. Georgia Southern, 4/29/93 Fewest Runs (Min. 9 IP)- 0, John Payne, vs. Georgia Southern, 4/29/93</p>	<p>Hitting Hits- 21, vs. Gardner-Webb, 5/19/09 Runs- 15, vs. Davidson, 4/25/87 & vs. Davidson, 4/30/93 RBIs- 15, vs. Davidson, 4/25/87 At Bats- 46, vs. The Citadel, 4/28/84 & vs. The Citadel, 4/27/89 & vs. Davidson, 4/30/93 Walks- 10, vs. Appalachian State, 4/26/90 Doubles- 5, vs. UNC Asheville, 5/25/10 Triples- 1, (Several Times), Most Recent vs. Liberty, 5/23/07 Home Runs- 4, vs. Davidson, 4/25/87 Total Bases- 32, vs. Davidson, 4/25/87 Stolen Bases- 4, vs. Furman, 4/24/92 & vs. Davidson, 4/30/93</p> <p>Pitching Strikeouts- 9, (Six times) Most Recent vs. Coastal Carolina, 5/26/10 Fewest Hits- 5, vs. Georgia Southern, 5/21/03 Fewest Earned Runs- 0, vs. Georgia Southern, 4/29/93 Fewest Runs- 0, vs. Georgia Southern, 4/29/93 Fewest Walks- 0, vs. The Citadel, 4/29/88</p>

Single-Postseason Records

<i>Individual</i>	<i>Team</i>
<p>Hitting Hits- 10, David Groseclose, 5 games, 1993 (SoCon) Runs- 9, David Groseclose, 5 games, 1993 (SoCon) RBIs- 9, Ryan Glynn, 3 games, 1995, (SoCon) Walks- 5, Warren Williams, 5 games, 1993 (SoCon) Doubles- 3, Gary Sibayan, 4 games, 1987 (SoCon); Warren Williams, 2 games, 1991 (SoCon); Sam Roberts, 3 games, 2010 (Big South) Triples- 2, Franco Martin, 3 games, 1995 (SoCon) Home Runs- 3, John Parrott & Richard Stone, 4 games, 1987 (SoCon) Total Bases- 18, Richard Stone, 4 games, 1987 (SoCon) Stolen Bases- 5, David Groseclose, 4 games, 1994 (SoCon)</p> <p>Pitching Innings Pitched- 16.0, John Payne, 1993 (SoCon) Wins- 1, Several Times, Most Recent John Garrett, 2010 (Big South) Games Started- 2, Mike Doczi, 1991 (SoCon) & John Payne, 1993 (SoCon) Saves- 1, Marc Phillips, 1994 (SoCon) Relief Appearances- 3, Billy Goodrich, 1993 (SoCon) & Marc Phillips, 1994 (SoCon) Strikeouts- 9, Jay Adams, 1995 (SoCon) & W.G. Smith, 1996 (SoCon) & Phil Hendrix, 2003 (SoCon)</p>	<p>Hitting Hits- 54, 5 games, 1993 (SoCon) Runs- 37, 5 games, 1993 (SoCon) RBIs- 31, 5 games, 1993 (SoCon) Walks- 20, 5 games, 1993 (SoCon) Doubles- 10, 4 games, 1987 (SoCon) Triples- 2, 3 games, 1995 (SoCon) & 4 games, 2003 (SoCon) Home Runs- 9, 4 games, 1987 (SoCon) Total Bases- 87, 4 games, 1987 (SoCon) Stolen Bases- 8, 5 games, 1993 (SoCon)</p> <p>Pitching Wins- 3, 1993 (SoCon) Saves- 1, 1994 (SoCon) Strikeouts- 30, 4 games, 2003 (SoCon) Complete Games- 2, 1996 (SoCon) & 2003 (SoCon)</p>

Career-Postseason Records

<p>Hitting Hits- 25, David Groseclose, 1992-95 Runs- 19, David Groseclose, 1992-95 RBIs- 13, Ryan Glynn, 1993-95 Walks- 11, David Groseclose, 1992-95 Doubles- 6, Warren Williams, 1990-93 and Sam Roberts, 2008-11 Triples- 2, Franco Martin, 1994-97 Home Runs- 5, John Parrott, 1987, 1989 Total Bases- 29, David Groseclose, 1992-95 Stolen Bases- 9, David Groseclose, 1992-95 At Bats- 61, Louie Napoleon, 1993-96 Games Played- 16, Louie Napoleon, 1993-96</p>	<p>Pitching Innings Pitched- 32.1, John Payne, 1991-94 Wins- 2, John Payne, 1991-94 Games Started- 4, John Payne, 1991-94 Complete Games- 2, John Payne, 1991-94 Saves- 1, Marc Phillips, 1994 (SoCon) Appearances- 9, Billy Goodrich, 1992-95 Relief Appearances- 9, Billy Goodrich, 1992-95 Strikeouts- 16, Trey Barham, 2005-08</p>
---	---

Year-By-Year & Coaching Records

Year	Coach	Overall	Conference
1950	Frank Summers	4-14	2-7
1951	Frank Summers	1-20	0-12
1952	Vince Ragunas	1-13	1-8
1953	Chuck Noe	7-7	4-4
1954	Chuck Noe	12-6	6-4
1955	Chuck Noe	12-8	6-7
1956	Jack Null	12-10	7-7
1957	Jack Null	8-13	4-6
1958	Jack Null	4-12	2-8
1959	Weenie Miller	5-11	5-10
1960	Weenie Miller	6-8	5-8
1961	Weenie Miller	7-7	6-6
1962	Charlie McGinnis	8-7	7-7
1963	Charlie McGinnis	14-11	7-7
1964	Charlie McGinnis	11-12-1	5-9
1965	Charlie McGinnis	15-9	8-6
1966	Fred Kelly	10-13	6-10
1967	Fred Kelly	9-11	7-9
1968	Chuck Roys	7-8	3-5
1969	Chuck Roys	10-12	8-7
1970	Tom Sawyer	6-13	4-9
1971	Tom Sawyer	5-24	1-15
1972	Phil Tucker	6-19	3-13
1973	Phil Tucker	3-14	0-11
1974	Donny White	6-14	5-9
1975	Jerry Roane	2-18	1-13
1976	Jerry Roane	6-23	2-12
1977	Vern Beitzel	5-19	2-12
1978	Vern Beitzel	2-27	0-14
1979	Vern Beitzel	6-25	0-15
1980	Vern Beitzel	4-22	0-12
1981	Jim Rowsey	3-37	0-16
1982	Donny White	11-29	6-10
1983	Donny White	11-25	5-9
1984	Donny White	16-18	6-7
1985	Donny White	16-24	8-10
1986	Donny White	15-25	7-11
1987	Donny White	16-16-1	8-4
1988	Paul Maini	20-20	11-7
1989	Paul Maini	16-23	8-7
1990	Paul Maini	12-26	6-8
1991	Paul Maini	2-35-1	1-15
1992	Chris Finwood	11-39	4-15
1993	Chris Finwood	20-29	5-15
1994	Chris Finwood	21-29	10-13
1995	Scott Gines	19-28	10-14
1996	Scott Gines	17-29	7-16
1997	Scott Gines	13-35	6-13
1998	Scott Gines	14-35	7-17
1999	Scott Gines	22-27	13-16
2000	Scott Gines	19-30	11-19
2001	Tom Slater	15-32	8-19
2002	Tom Slater	10-41	1-27
2003	Tom Slater	25-27	16-14
2004	Marlin Ikenberry	23-32	4-20
2005	Marlin Ikenberry	27-28	11-13
2006	Marlin Ikenberry	30-25	9-15
2007	Marlin Ikenberry	34-21	10-11
2008	Marlin Ikenberry	29-26	14-7
2009	Marlin Ikenberry	18-35	10-15
2010	Marlin Ikenberry	33-22	13-14
2011	Marlin Ikenberry	27-24-1	14-13
2012	Marlin Ikenberry	16-36	7-17

Coaching Records

Coach (Years Coached)	Overall	Win %	Conf.	Win %
Frank Summers (50-51)	5-34	.128	2-19	.095
Vince Ragunas (52)	1-13	.071	1-8	.111
Chuck Noe (53-55)	31-21	.596	16-15	.516
Jack Null (56-58)	24-35	.407	13-21	.382
Weenie Miller (59-61)	18-26	.409	17-25	.405
Charlie McGinnis (62-65)	48-39-1	.551	26-28	.481
Fred Kelly (66-67)	19-24	.442	13-19	.406
Chuck Roys (68-69)	17-20	.459	11-12	.478
Tom Sawyer (70-71)	11-37	.229	5-24	.172
Phil Tucker (72-73)	9-33	.214	3-24	.111
Donny White (74,82-87)	91-151-1	.377	45-60	.429
Jerry Roane (75-76)	8-41	.163	3-25	.107
Vern Beitzel (77-80)	17-93	.155	2-53	.036
Jim Rowsey (81)	3-37	.075	0-16	.000
Paul Maini (88-91)	50-104-1	.326	26-37	.413
Chris Finwood (92-94)	52-97	.349	19-43	.306
Scott Gines (95-00)	104-184	.361	54-95	.362
Tom Slater (01-03)	50-100	.333	25-60	.294
Marlin Ikenberry (04-12)	237-249	.488	92-125	.424

VMI Coaching Leaderboard

By Wins		By Win Percentage		By Seasons	
1. Marlin Ikenberry	237	1. Charlie McGinnis	.551	1. Marlin Ikenberry	9
2. Scott Gines	104	2. Marlin Ikenberry	.486	2. Donny White	7
3. Donny White	91	3. Donny White	.377	3. Scott Gines	6
4. Chris Finwood	52	4. Scott Gines	.361	4. Charlie McGinnis	5
5. Charlie McGinnis	48	5. Chris Finwood	.349	5. Two Tied With	4



The top winning percentage among Keydet skippers was Charlie McGinnis (right), shown here with Gil Minor (center) and Tom Snyder (left) in 1963 at what is currently Brewbaker Field in Lexington.



Single-Game Records

Team Hitting

At bats	.64, at Liberty (4/19/08)
Runs	.28, at Coppin State (4/2/02)
Hits	.25, vs. Gardner-Webb (4/10/09)
RBIs	.24, at Coppin State (4/2/02) & vs. Mount St. Mary's (3/5/99)
Doubles	.9, vs. East Tennessee State (5/5/01)
Triples	.3, vs. Savannah State (3/31/07) & vs. Lafayette (2/24/12)
Home Runs	.7, vs. Gardner-Webb (4/10/09)
Walks	.13, at Troy State (2/15/98) & vs. Juniata (3/10/95)
Hit By Pitch	.9, at Liberty (4/1/06)
Strikeouts	.18, at Liberty (4/19/08)
Stolen Bases	.12, vs. Juniata (3/10/95)
Caught Stealing	.4, vs. La Salle (3/11/10)
Steal Attempts	.13, vs. Juniata (3/10/95)

Individual Hitting

At bats	.8, Four Times (Most Recent by Sam Roberts, Mike Roberts & Brian Sandridge at Liberty, 5/19/08)
Runs	.5, Several Times (Most Recent by A.J. Yoder, vs. Gardner-Webb, 4/10/09)
Hits	.6, Bobby Ross, 1950 & Warren Williams, 1992 & Sam Roberts vs. UMES, 5/9/08
RBIs	.7, Several (Most Recent by Robert Crumpler, vs. Fairfield; 3/7/05)
Doubles	.3, Seven Times (Most Recent by Jacob Morley, at UNC Asheville, 3/18/12)
Triples	.2, Ed Pearson, at Davidson (4/15/98) & A.J. Yoder, vs. Savannah St. (3/31/07)
Home Runs	.3, Nate Shepperson, vs. App. St. (3/30/96) & Burt Saunders, vs. Virginia Tech (4/7/82)
Walks	.4, Several (Most Recent by Sam Roberts, at Charleston Southern, 4/17/11)
Hit By Pitch	.3, Robert Crumpler, at Liberty (4/1/06) & B.T. Good, vs. Hartford (3/11/06)
Strikeouts	.4, Several (Most Recent by Jacob Morley, vs. Winthrop, 5/14/10)
Sacrifice Hits	.3, Twice (Most Recent by Chase Worthington, at Radford, 4/8/11)
Stolen Bases	.5; Shane Geisslinger, vs. Richmond (4/12/06)
Steal Attempts	.5; Shane Geisslinger, vs. Richmond (4/12/06)

Team Pitching

Innings Pitched	.16.0, vs. Radford (4/7/08) & at Liberty (4/19/08)
Hits allowed	.27, vs. Akron (3/7/97)
Runs allowed	.25, vs. Furman (3/18/00) & at West. Carolina (3/28/98)
Earned runs allowed	.21, UNC Greensboro (3/25/00)
Walks allowed	.16, at Western Carolina (3/28/98)
Strikeouts	.16, Maryland Eastern Shore (3/5/10)
Home runs allowed	.7, at Troy State (2/15/98)
Wild pitches	.8, Georgia Southern (4/10/99) & Old Dominion (3/12/97)

Individual Pitching

Innings Pitched	.11.0, Percy Sensabaugh, vs. The Citadel, 1964
Aluminum Bat Era	.9.1, Chris Henderson, at Radford (4/18/09)
Hits allowed	.17, Danny Hughes, at Georgia Southern (3/2/96)
Runs allowed	.15, Josh Spradlin, vs. Bucknell (2/21/98)
Earned runs allowed	.14, Grayson Craun, at Auburn (4/8/97)
Walks allowed	.9, Matt Poulos, vs. Furman (3/19/00) & Billy Goodrich, Appalachian State (4/8/95)
Strikeouts	
Extra Innings	.21, Percy Sensabaugh, vs. The Citadel, 1964 (11 innings)
Nine Inning Game	.20, Percy Sensabaugh, vs. West Virginia (4/11/64)
Aluminum Bat Era	.15, Grayson Craun, vs. Appalachian State (4/11/98)
Home Runs allowed	.5, Wes Barrow, Western Carolina (4/24/99)
Wild pitches	.5, Phil Nawrocki, vs. Old Dominion (3/12/97)

Team Fielding


Putouts	.48, vs. Radford (4/7/08) & at Liberty (4/19/08)
Assists	.27, at Liberty (4/19/08)
Errors	.9; at App. St. (3/27/99) & vs. East Tenn. St. (5/5/01)
Stolen bases against	.9, at UNC Greensboro (3/9/01)
Caught stealing by	.3; vs. Radford (4/15/06); vs. Lafayette (2/25/06); vs. Coastal Carolina (4/23/10)

Individual Defensive


Putouts	.23, Jon Wade, Norfolk State (3/7/04)
Assists	.10, Shane Geisslinger, at Liberty (4/19/08) & Graham Sullivan, vs. Rider (3/6/09)
Errors	.4, Eric Walker, at Western Carolina (2/28/98)



Nate Shepperson (#9) hit three home runs against Appalachian State on March 30, 1996, tying a school record.



Sam Roberts tied one of the program's oldest records with six hits in a game in 2008.



Shane Geisslinger had a school-record 10 assists in VMI's 16-inning win over Liberty in 2008.

BATTING AVERAGE

1. Greg Weddle	.446, 1986
2. Phil Hubbard	.424, 1982
3. Phil Hubbard	.416, 1980
4. Rod Brewer	.408, 1973
5. Bobby Ross	.400, 1956
6. Chris Finwood	.399, 1988
7. Russell Puckett	.398, 1976
8. Marshall Simpson	.393, 1990
9. Chris Catanzaro	.392, 2000
10. Donny White	.391, 1963



Phil Hubbard owns two of the top three single-season batting average marks in VMI history.

SLUGGING PERCENTAGE

1. Greg Weddle	.865, 1986
2. Greg Weddle	.720, 1985
3. Nate Shepperson	.711, 1996
4. Andy Beasley	.709, 1990
5. Ben Walker	.685, 1985
6. Ryan Glynn	.657, 1995
7. Robert Crumpler	.655, 2007
8. Scott Snow	.651, 1977
9. Mike Lamore	.651, 1985
10. Scott Thompkins	.641, 1999



In 1986, Greg Weddle posted a season for the ages, hitting .446, slugging .865, and driving in 62 runs, all of which stand as VMI single-season records.

ON-BASE PERCENTAGE

1. Mike Lamore	.518, 1985
2. Greg Weddle	.509, 1986
3. Kelly Sweppenhiser	.494, 2005
4. Kevin Thrift	.488, 1975
5. Chris Finwood	.481, 1988
6. Kelly Sweppenhiser	.479, 2006
7. Chris Catanzaro	.476, 2000
8. Ben Walker	.474, 1985
9. Ben Bradford	.471, 1999
10. Phil Hubbard	.468, 1982

HITS

1. Cory Spangenberg	87, 2010
2. Graham Sullivan	81, 2010
3. A.J. Yoder	80, 2009
4. Chris Catanzaro	76, 2000
5. Kelly Sweppenhiser	74, 2005
Tanner Biagini	74, 2008
Jordan Ballard	74, 2009
8. Graham Sullivan	73, 2011
9. Kelly Sweppenhiser	72, 2006
10. Tanner Biagini	71, 2009
Sam Roberts	71, 2010

DOUBLES

1. Chris Catanzaro	25, 2000
2. Robert Crumpler	22, 2007
3. Clint Reed	21, 2006
4. Graham Sullivan	19, 2010
5. Louie Napoleon	18, 1996
Jason Annis	18, 2002
Kelly Sweppenhiser	18, 2005
8. Chris Catanzaro	17, 2001
Jordan Ballard	17, 2009
10. Six Tied	16

TRIPLES

1. Louie Napoleon	7, 1994
2. Matt Smith	5, 2004
3. Jacob Morley	4, 2012

Louie Napoleon	4, 1993
Ryan Glynn	4, 1995
Ed Pearson	4, 1998
Stephen Johnson	4, 2000
Elliott Erbe	4, 2005
A.J. Yoder	4, 2007
10. Several Tied With	3

HOME RUNS

1. Jordan Ballard	18, 2010
2. Greg Weddle	16, 1985
3. Greg Weddle	14, 1986
Ryan Glynn	14, 1995
Nate Shepperson	14, 1996
Robert Crumpler	14, 2007
7. Bert Saunders	13, 1985
Andy Beasley	13, 1990
9. Gary Sibayan	12, 1988
John Parrott	12, 1989
Scott Thompkins	12, 1997
Kelly Sweppenhiser	12, 2005
Jordan Ballard	12, 2008

RUNS BATTED IN

1. Greg Weddle	62, 1986
2. Ryan Glynn	58, 1995
Jordan Ballard	58, 2010
4. Scott Thompkins	55, 1999
Graham Sullivan	55, 2010
6. Robert Crumpler	52, 2007
Sam Roberts	52, 2010
8. Elliott Erbe	49, 2004
Cory Spangenberg	49, 2010
10. Jordan Ballard	48, 2009

TOTAL BASES


1. Cory Spangenberg	140, 2010
2. Jordan Ballard	134, 2010
Graham Sullivan	134, 2010
4. Robert Crumpler	129, 2007
5. Greg Weddle	128, 1986
Kelly Sweppenhiser	128, 2005
7. Jordan Ballard	124, 2009
8. Chris Catanzaro	123, 2000
9. Nate Shepperson	118, 1996
Sam Roberts	118, 2010
Jacob Morley	118, 2012

RUNS SCORED

1. Cory Spangenberg	62, 2010
2. Kelly Sweppenhiser	58, 2006
3. Chris Catanzaro	56, 2000
Stephen Johnson	56, 2000
Chad Rice	56, 2006
Sam Roberts	56, 2010
7. Robert Crumpler	55, 2007
8. Gary Sibayan	53, 1988
Sam Roberts	53, 2009
10. David Groseclose	51, 1995
Kelly Sweppenhiser	51, 2005

WALKS

1. Franco Martin	44, 1994
2. Sam Roberts	43, 2010
3. Scott Thompkins	41, 1997
4. Kelly Sweppenhiser	40, 2005
5. Ryan Colvin	38, 2000
Sam Roberts	38, 2009
7. Mike Lamore	37, 1985
8. Franco Martin	36, 1997



Matt Smith had the second-most triples in a season in 2004.

Kelly Sweppenhiser	36, 2006
10. Sam Roberts	34, 2011

STOLEN BASES

1. David Groseclose	33, 1995
2. David Groseclose	31, 1994
3. Gary Sibayan	29, 1986
4. Gary Sibayan	27, 1988
5. Donny White	26, 1963
6. Gary Sibayan	24, 1987
Cory Spangenberg	24, 2010
8. B.T. Good	21, 2006
David Groseclose	21, 1993
10. Louie Napoleon	19, 1994

HIT BY PITCH

1. B.T. Good	23, 2006
2. A.J. Yoder	20, 2007
3. Robert Crumpler	18, 2006
Kelly Sweppenhiser	18, 2006
Robert Crumpler	18, 2007
6. B.T. Good	17, 2005
7. Chad Rice	14, 2007
Alex Haitzuka	14, 2009
9. Andy Barden	13, 2003
Kelly Sweppenhiser	13, 2005

AT BATS

1. Cory Spangenberg	235, 2010
2. A.J. Yoder	229, 2009
3. Sam Roberts	227, 2010
4. Tanner Biagini	224, 2009
5. Matt Smith	223, 2005
6. Chad Rice	219, 2007
7. Tanner Biagini	216, 2008
8. Jordan Ballard	214, 2010
9. Clint Reed	211, 2006
Chad Rice	211, 2006
Sam Roberts	211, 2010

GAMES PLAYED

1. 16 Players With	55
--------------------	----

* Batting records with 2.2 AB/G minimum

Single-Season Pitching & Fielding Records



In 1964, Percy Sensabaugh posted the greatest season on the mound in VMI baseball history.

EARNED RUN AVERAGE

1. Percy Sensabaugh	0.67, 1964
2. Steve Otwell	0.89, 1970
3. Percy Sensabaugh	1.04, 1965
4. Wilber Smith	1.53, 1970
5. Jeff Gausepohl	1.67, 1965
6. Bryan Augsburger	1.87, 1983
7. John Pate	1.91, 1971
8. John Taylor	2.02, 1965
9. Dave Reid	2.05, 1968
10. Billy Goodrich	2.05, 1995

WINS

1. Ian Ostlund	11, 2000
2. Trey Barham	9, 2007
3. Travis Smink	8, 2009
4. Phil Hendrix	7, 2003
Trey Barham	7, 2006
Travis Smink	7, 2006
7. Bryan Augsburger	6, 1983
Duke Acors	6, 2003
Jeff DeMara	6, 2005
Jimmy Thoms	6, 2005
Michael Bowman	6, 2007
Chris Henderson	6, 2007
Sam Roberts	6, 2010
John Garrett	6, 2010

INNINGS PITCHED

1. Michael Bowman	99.0, 2007
2. Phil Hendrix	97.2, 2003
3. Trey Barham	96.0, 2008
4. Trey Barham	94.1, 2006
5. John Payne	93.0, 1993
6. J.J. Hollenbeck	91.2, 2005
Michael Bowman	91.2, 2008
8. Chris Henderson	90.2, 2009
9. Duke Acors	90.0, 2004
10. Danny Hughes	89.1, 1996

SAVES

1. Kevin Crum	14, 2007
2. Ian Ostlund	7, 1999
Corey Bachman	7, 2007
Travis Smink	7, 2008
Michael Devine	7, 2010
6. John Garrett	6, 2012
Merlin Ikenberry	6, 1993
Phil Hendrix	6, 2001

Jeff DeMara	6, 2003
Jeff DeMara	6, 2005

STRIKEOUTS

1. Michael Bowman	110, 2007
2. Percy Sensabaugh	106, 1964
3. Trey Barham	98, 2006
4. Adam Lopez	89, 2010
5. Ryan Glynn	86, 1995
Trey Barham	86, 2008
7. Michael Bowman	82, 2008
8. Trey Barham	79, 2007
9. Phil Hendrix	77, 2003
10. Chris Henderson	76, 2009

STRIKEOUTS PER 9 INNINGS

1. Percy Sensabaugh	14.17, 1964
2. George Armbruster	12.60, 1988
3. Adam Lopez	11.13, 2010
4. Ian Ostlund	10.80, 1998
5. Travis Thomas	10.18, 2011
6. Josh Spradlin	10.17, 1998
7. Michael Bowman	10.00, 2007
8. Jerry Fresia	9.82, 1969
9. Wilber Smith	9.77, 1970
10. Jerry Fresia	9.51, 1968

WALKS ISSUED PER 9 INNINGS


1. Alan Watts	0.81, 2011
2. Chris Henderson	1.11, 2008
3. Ian Ostlund	1.21, 2000
4. Jason Farley	1.37, 2011
5. John Garrett	1.66, 2012
6. Chris Henderson	1.69, 2009
7. Chris Henderson	1.74, 2007
8. Jimmy Thoms	1.81, 2005
9. Richard Sparks	1.82, 1988
10. Jeremy Brown	1.97, 2011

GAMES STARTED

1. Duke Acors	17, 2004
2. Josh Owens	16, 2001
Trey Barham	16, 2006
Michael Bowman	16, 2007
5. Wes Barrow	15, 1999
Chris Riley	15, 1999
Duke Acors	15, 2002
Phil Hendrix	15, 2003



Merlin Ikenberry saved six games and made 27 appearances in 1993.



Bryan Augsburger ranks in the top ten in single-season wins, ERA and complete games.

Duke Acors	15, 2005
Trey Barham	15, 2007

COMPLETE GAMES

1. Mike Vela	8, 1979
Mark Airaghi	8, 1982
3. Glenn Ferguson	7, 1986
W.G. Smith	7, 1996
5. John Pate	6, 1972
Mark Airaghi	6, 1980
Mark Airaghi	6, 1981
Bryan Augsburger	6, 1984
Barry Johnson	6, 1990
10. Several Tied With	5

APPEARANCES

1. Jeff DeMara	33, 2005
2. Phil Hendrix	29, 2001
Jeff DeMara	29, 2004
Corey Bachman	29, 2007
5. Travis Thomas	28, 2011
6. Merlin Ikenberry	27, 1993
7. Alan Watts	26, 2011
8. Michael Devine	26, 2012
9. John Sloan	25, 2001
Reed Garrett	25, 2012

FIELDING PERCENTAGE

1. Matt Winn	.994, 2012
2. Billy Terry	.993, 1993
3. Nate Shepperson	.993, 1994
4. Chris Catanzaro	.992, 2000
5. Robert Crumpler	.992, 2006
6. Jon Wade	.992, 2003
7. Chris Catanzaro	.990, 1999
8. Kevin Thrift	.989, 1976
9. Matt Griffin	.989, 1979
10. Robert Crumpler	.989, 2007

TOTAL CHANCES

1. Robert Crumpler	542, 2005
2. Robert Crumpler	535, 2007
3. Jordan Ballard	521, 2010
4. Jordan Ballard	500, 2008
5. Jordan Ballard	498, 2009
6. Robert Crumpler	495, 2006
7. Jon Wade	475, 2003
8. Michael Roberts	446, 2007
9. Billy Terry	432, 1993
10. Chris Catanzaro	429, 2001

PUTOUTS

1. Robert Crumpler	506, 2005
2. Robert Crumpler	492, 2007
3. Jordan Ballard	489, 2010
4. Jordan Ballard	472, 2008
5. Robert Crumpler	459, 2006
6. Jordan Ballard	456, 2009
7. Jon Wade	449, 2003
8. Billy Terry	403, 1993
9. Michael Roberts	401, 2007
10. Nate Shepperson	388, 1996

ASSISTS

1. Chad Rice	186, 2006
2. Chad Rice	184, 2007
3. Shane Geisslinger	179, 2008
4. Matt Smith	163, 2004
5. Matt Smith	159, 2005
6. David Groseclose	154, 1992
7. David Groseclose	149, 1993
8. A.J. Yoder	148, 2009
9. Matt Smith	145, 2003
10. Chris Cofer	142, 1996
Jason Annis	142, 2001
Shane Geisslinger	142, 2006

DOUBLE PLAYS

1. Robert Crumpler	52, 2005
2. Chris Cofer	47, 1996
3. Nate Shepperson	45, 1996
4. Robert Crumpler	40, 2006
5. Robert Crumpler	39, 2007
6. Matt Smith	37, 2005
7. Chris Catanzaro	36, 1999
Chad Rice	36, 2006
Jordan Ballard	36, 2009
10. Brian Adams	35, 1992

* Pitching records with 1.0 IP/G minimum

* Fielding records with 300 total chances minimum



Robert Crumpler tops three of the five single-season fielding categories.

Single-Season Team Records

BATTING AVERAGE

1.	.325	2010
2.	.315	1999
3.	.307	2000
4.	.301	1987
5.	.300	2011
6.	.296	1988
7.	.295	2009
8.	.294	2006
9.	.294	1963
10.	.294	1986

SLUGGING PERCENTAGE

1.	.529	2010
2.	.491	1985
3.	.481	1988
4.	.475	1999
5.	.470	2000
6.	.465	1987
7.	.450	1989
8.	.450	1983
9.	.444	2009
10.	.444	1986

ON-BASE PERCENTAGE

1.	.400	2000
2.	.397	1999
3.	.394	2006
4.	.387	1987
5.	.385	1985
6.	.384	2010
7.	.379	1988
8.	.379	2005
9.	.375	1998
10.	.373	1989

HITS

1.	629	2010
2.	557	2008
3.	556	2009
4.	549	2006
5.	541	2005
6.	528	2011
7.	505	2004
8.	504	2000
9.	499	2007
10.	495	1999

DOUBLES

1.	133	2010
2.	112	2000
	112	2007
4.	106	1998
5.	105	2006
6.	103	2009
7.	97	1999
	97	2002
9.	96	2004
	96	2008

TRIPLES

1.	17	2000
2.	16	1994
3.	14	1993
	14	2007
	14	2012
6.	13	1992
	13	1995
	13	2010
9.	12	1983
	12	1985

HOME RUNS

1.	78	2010
2.	56	1985
3.	55	2009
4.	50	1988
5.	48	1997
6.	45	1999
	45	2008
8.	44	1989
9.	41	2000
10.	39	2005

RUNS BATTED IN

1.	390	2010
2.	324	2006
3.	315	1999
4.	311	2005
5.	310	2000
6.	302	2009
7.	293	2007
8.	283	2008
9.	278	2004
10.	261	2011

TOTAL BASES

1.	1022	2010
2.	838	2009
3.	804	2008
4.	773	2000
5.	766	2005
6.	753	2007
7.	747	1999
8.	742	2006
9.	732	2011
10.	731	2004

RUNS SCORED

1.	414	2010
2.	376	2006
3.	352	2000
4.	343	2005
5.	341	1999
6.	331	2009
7.	330	2004
8.	325	2007
9.	319	2008
10.	304	1998

WALKS

1.	231	2000
2.	214	2005
3.	210	2006
4.	204	1997
5.	195	2004
6.	192	1985
7.	191	2008
8.	186	1998
9.	181	1995
	181	1999

STOLEN BASES

1.	98	1995
2.	92	1992
3.	86	2006
4.	84	1994
5.	80	2005
6.	77	2004
7.	74	2010
8.	69	1993
9.	64	1963
10.	63	1986

HIT BY PITCH

1.	119	2006
2.	98	2007
3.	71	2005
4.	68	2004
5.	61	2003
6.	60	2008
7.	58	1997
	58	2012
9.	51	1999
10.	48	2001

AT BATS

1.	1933	2010
2.	1926	2008
3.	1887	2009
4.	1868	2006
5.	1865	2005
6.	1862	2004
7.	1821	2007
8.	1761	2011
9.	1708	2012
10.	1706	2003

GAMES PLAYED

1.	55	2004
	55	2005
	55	2006
	55	2007
	55	2008
	55	2010
7.	53	2009
8.	52	2003
	52	2011
	52	2012

EARNED RUN AVG.

1.	1.96	1965
2.	2.31	1966
3.	2.31	1970
4.	2.83	1961
5.	2.98	1969
6.	3.02	1962
7.	3.38	1963
8.	3.42	1964
9.	3.54	1967
10.	3.72	1968

EARNED RUN AVG.

<i>(ALUMINUM BAT ERA)</i>		
1.	3.83	1974
2.	3.94	2007
3.	4.13	2008
4.	4.61	2011
5.	4.80	2006
6.	4.94	1993
7.	4.98	2005
8.	5.14	2003
9.	5.30	1995
10.	5.43	2010

WINS

1.	34	2007
2.	33	2010
3.	30	2006
4.	29	2008
5.	27	2005
	27	2011
7.	24	2003
8.	23	2004
9.	22	1999
10.	21	1994

INNINGS PITCHED

1.	499.1	2008
2.	482.0	2006
3.	480.2	2010
4.	477.1	2005
5.	476.1	2004
6.	475.1	2007
7.	462.2	2009
8.	454.2	2012
9.	451.1	2011
10.	442.2	2003

SAVES

1.	22	2007
2.	15	2011
3.	12	1993
	12	2006
5.	11	2008
	11	2010
7.	10	2012
8.	8	1999
	8	2003
	8	2005

STRIKEOUTS

1.	441	2008
	441	2010
3.	419	2007
4.	377	2011
5.	376	2012
6.	371	2009
7.	356	1998
8.	348	2003
9.	335	2004
10.	323	1995
	323	2005
	323	2006

STRIKEOUTS PER 9

INNINGS		
1.	8.48	1998
2.	8.42	1967
3.	8.26	2010
4.	8.25	1964
5.	7.95	2008
6.	7.93	2007
7.	7.68	1968
8.	7.52	2011
9.	7.44	2012
10.	7.32	1995

WALKS ISSUED PER 9

INNINGS		
1.	2.54	2008
2.	2.75	2007
3.	2.81	1977
4.	2.83	2011
5.	3.22	1976
6.	3.28	1958
7.	3.31	2012
8.	3.42	2002
9.	3.46	2010
10.	3.48	2003

COMPLETE GAMES

1.	20	1971
2.	18	1981
3.	17	1979
	17	1982
	17	1986
6.	16	1978
7.	14	1972
	14	1996

9.	13	1983
10.	11	Five Times

SHUTOUTS

1.	5	2007
2.	4	2002
	4	2011
4.	3	1983
	3	1984
	3	2005
7.	2	Seven Times

FIELDING PERCENTAGE

1.	.973	1993
2.	.970	2007
3.	.965	2011
4.	.963	2010
5.	.963	2005
6.	.963	2006
7.	.960	2012
8.	.959	2004
9.	.957	2008
10.	.954	2003

TOTAL CHANCES

1.	2195	2008
2.	2160	2006
3.	2159	2005
4.	2101	2007
5.	2097	2010
6.	2081	2009
7.	1998	2004
8.	1961	2012
9.	1955	2011
10.	1930	2003

PUTOUTS

1.	1498	2008
2.	1446	2006
3.	1442	2010
4.	1432	2005
5.	1426	2007
6.	1408	2004
7.	1387	2009
8.	1364	2012
9.	1354	2011
10.	1328	2003

ASSISTS

1.	647	2005
2.	633	2006
3.	611	2007
4.	602	2008
5.	597	2009
6.	578	2010
7.	560	1993
8.	558	1994
9.	553	1992
10.	547	1995

DOUBLE PLAYS TURNED

1.	58	2005
2.	54	1996
3.	47	2006
4.	43	1995
	43	1999
6.	42	2007
7.	41	1992
	41	2009
8.	40	2004
	40	2012
10.	39	2001
	39	2008



Career Hitting Records

BATTING AVERAGE

1. Chris Catanzaro	.356, 1998-01
2. Mike Lamore	.350, 1982-85
3. Phil Hubbard	.350, 1980-83
4. Kelly Sweppenhiser	.348, 2003-06
5. Sam Roberts	.341, 2008-11
6. Greg Weddle	.328, 1983-86
7. Rob Holmes	.326, 1981-84
8. Graham Sullivan	.326, 2008-11
9. Robert Crumpler	.324, 2004-07
10. Michael Goldman	.321, 1997-00

SLUGGING PERCENTAGE

1. Greg Weddle	.633, 1983-86
2. Jordan Ballard	.569, 2007-10
3. Chris Catanzaro	.567, 1998-01
4. Andy Beasley	.565, 1987-90
5. Ben Walker	.554, 1983-85/87
6. Robert Crumpler	.554, 2004-07
7. Michael Goldman	.547, 1997-00
8. Bert Saunders	.545, 1982-85
9. Kelly Sweppenhiser	.544, 2003-06
10. Ryan Glynn	.543, 1993-95

ON-BASE PERCENTAGE

1. Kelly Sweppenhiser	.457, 2003-06
2. Mike Lamore	.446, 1982-85
3. Sam Roberts	.441, 2008-11
4. Chris Catanzaro	.439, 1998-01
5. Michael Goldman	.431, 1997-00
6. Robert Crumpler	.427, 2004-07
7. Franco Martin	.423, 1994-97
8. Andy Beasley	.421, 1987-90
9. Ben Walker	.412, 1983-85/87
10. Phil Hubbard	.404, 1980-83

HITS

1. Sam Roberts	272, 2008-11
2. Kelly Sweppenhiser	263, 2003-06
3. Chris Catanzaro	258, 1998-01
4. A.J. Yoder	221, 2006-09
5. Louie Napoleon	218, 1993-96
Matt Smith	218, 2002-05
7. Jacob Morley	212, 2009-12
8. Jordan Ballard	208, 2007-10
Graham Sullivan	208, 2008-11
10. David Groseclose	206, 1992-95



Kelly Sweppenhiser ranks in the program's top five in 12 different offensive categories.

DOUBLES

1. Chris Catanzaro	72, 1998-01
2. Sam Roberts	54, 2008-11
3. Jason Annis	50, 2000-03
4. Kelly Sweppenhiser	49, 2003-06
5. Louie Napoleon	47, 1993-96
Robert Crumpler	47, 2004-07
Graham Sullivan	47, 2008-11
8. Jordan Ballard	43, 2007-10
9. Scott Thompkins	42, 1996-99
Jacob Fields	42, 2004-07

TRIPLES

1. Louie Napoleon	14, 1993-96
2. A.J. Yoder	10, 2006-09
3. Ryan Glynn	9, 1993-95
4. Jacob Morley	8, 2009-12
Ed Pearson	8, 1997-00
Elliott Erbe	8, 2002-05
7. Terry Batts	7, 1989-92
David Groseclose	7, 1992-95
Stephen Johnson	7, 1999-00
10. Phil Hubbard	6, 1980-83
Bert Saunders	6, 1982-85
Ren O'Ferrall	6, 1986-89
Brian Adams	6, 1990-93

HOME RUNS

1. Jordan Ballard	41, 2007-10
2. Greg Weddle	37, 1983-86
3. John Parrott	34, 1985-87/89
4. Scott Thompkins	32, 1996-99
5. Andy Beasley	31, 1987-90
Ryan Glynn	31, 1993-95
Kelly Sweppenhiser	31, 2003-06
8. Bert Saunders	30, 1982-85
Robert Crumpler	30, 2004-07
10. Elliott Erbe	26, 2002-05

RUNS BATTED IN

1. Chris Catanzaro	155, 1998-01
2. Sam Roberts	149, 2008-11
Scott Thompkins	149, 1996-99
Kelly Sweppenhiser	149, 2003-06
5. Jordan Ballard	148, 2007-10
6. Greg Weddle	146, 1983-86
7. Elliott Erbe	137, 2002-05
8. Robert Crumpler	136, 2004-07
9. Franco Martin	135, 1994-97
10. Ryan Glynn	126, 1993-95

TOTAL BASES

1. Chris Catanzaro	411, 1998-01
Kelly Sweppenhiser	411, 2003-06
3. Sam Roberts	396, 2008-11
4. Jordan Ballard	374, 2007-10
5. Robert Crumpler	335, 2004-07
6. Scott Thompkins	331, 1996-99
Elliott Erbe	331, 2002-05
8. Jacob Morley	328, 2009-12
9. Louie Napoleon	326, 1993-96
10. Greg Weddle	324, 1983-86

RUNS SCORED

1. Sam Roberts	185, 2008-11
2. Kelly Sweppenhiser	172, 2003-06
3. Chris Catanzaro	171, 1998-01
4. Gary Sibayan	166, 1986-89

5. David Groseclose	154, 1992-95
6. Scott Thompkins	149, 1996-99
7. Chris Finwood	136, 1985-88
8. Robert Crumpler	134, 2004-07
9. Jordan Ballard	133, 2007-10
10. A.J. Yoder	131, 2006-09

WALKS

1. Sam Roberts	143, 2008-11
2. Franco Martin	137, 1994-97
3. Kelly Sweppenhiser	122, 2003-06
4. Chris Finwood	96, 1985-88
5. Matt Smith	95, 2002-05
6. Chris Catanzaro	93, 1998-01
7. Andy Beasley	92, 1987-90
8. Scott Thompkins	90, 1996-99
9. Ryan Colvin	87, 1998-01
10. David Groseclose	86, 1992-95



Donny White stole 56 bases in his three years playing for the Keydets, tied for the third-most all-time.

STOLEN BASES

1. David Groseclose	100, 1992-95
2. Gary Sibayan	92, 1986-89
3. B.T. Good	56, 2003-06
Donny White	56, 1963-65
5. Louie Napoleon	51, 1993-96
6. Shane Geisslinger	47, 2005-08
7. Ben Walker	42, 1983-85/87
8. Sam Roberts	41, 2008-11
9. Matt Smith	38, 2002-05
10. Ed Pearson	35, 1997-00
Terry Batts	35, 1989-92

HIT BY PITCH

1. B.T. Good	54, 2003-06
2. A.J. Yoder	46, 2006-09
3. Robert Crumpler	45, 2004-07
4. Kelly Sweppenhiser	41, 2003-06
5. Jacoby Fields	38, 2004-07
6. Chad Rice	35, 2004-07
7. Andy Barden	33, 2000-03
8. Shane Geisslinger	30, 2005-08
9. Alex Haituka	28, 2008-11
10. Michael Goldman	25, 1997-00
Jordan Ballard	25, 2007-10

AT BATS

1. Sam Roberts	797, 2008-11
2. Kelly Sweppenhiser	756, 2003-06
3. Matt Smith	753, 2002-05
4. Louie Napoleon	739, 1993-96
5. A.J. Yoder	736, 2006-09
6. David Groseclose	725, 1992-95




Chris Catanzaro tops VMI's career batting average, doubles, RBI and total bases charts.

Chris Catanzaro	725, 1998-01
8. Jacob Morley	721, 2009-12
9. Elliott Erbe	707, 2002-05
10. Jacoby Fields	683, 2004-07

GAMES PLAYED

1. Sam Roberts	210, 2008-11
2. Elliott Erbe	208, 2002-05
3. Matt Smith	207, 2002-05
4. Kelly Sweppenhiser	203, 2003-06
Jacob Morley	203, 2009-12
6. A.J. Yoder	201, 2006-09
7. David Groseclose	195, 1992-95
Jacoby Fields	195, 2004-07
9. Louie Napoleon	191, 1993-96
10. Chris Catanzaro	190, 1998-01

* Minimum 400 at bats for averages



David Groseclose holds both the single-season and career records for stolen bases.





Trey Barham holds the career records for wins and strikeouts.

EARNED RUN AVERAGE

1. John Pate	2.95, 1971-73
2. Michael Bowman	3.32, 2006-08
3. Vern Beitzel	3.45, 1969-72
4. Trey Barham	3.73, 2005-08
5. Bryan Augsburger	3.91, 1982-85
6. Jeff DeMara	3.93, 2002-05
7. Chris Henderson	4.04, 2006-09
8. Travis Smink	4.33, 2006-09
9. J.J. Hollenbeck	4.79, 2003-06
10. Barry Johnson	4.92, 1987-90

WINS

1. Trey Barham	22, 2005-08
2. Travis Smink	17, 2006-09
3. Ian Ostlund	16, 1998-00
Chris Henderson	16, 2006-09
5. Michael Bowman	14, 2006-08
6. Bryan Augsburger	13, 1982-85
Mike Doczi	13, 1987-89, 91
Phil Hendrix	13, 2000-03
Josh Owens	13, 2001-05
Duke Acors	13, 2002-05

INNINGS PITCHED

1. Duke Acors	319.0, 2002-05
2. Trey Barham	308.2, 2005-08
3. Phil Hendrix	306.2, 2000-03
4. J.J. Hollenbeck	272.2, 2003-06
5. John Payne	259.2, 1991-94
6. Chris Henderson	258.2, 2006-09
7. Jimmy Thoms	257.0, 2002-05
8. Mark Airaghi	254.0, 1980-83
9. Todd Tilley	247.1, 1986-89
10. W.G. Smith	245.0, 1994-97

SAVES

1. Kevin Crum	16, 2006-Pres.
2. Michael Devine	15, 2009-Pres.
3. Jeff DeMara	13, 2002-05
4. Ian Ostlund	11, 1998-00
5. Merlin Ikenberry	9, 1992-95
Travis Smink	9, 2006-09
7. Corey Bachman	8, 2004-07
8. Phil Hendrix	7, 2000-03
Sam Roberts	7, 2008-11
John Garrett	7, 2010-12

STRIKEOUTS

1. Trey Barham	291, 2005-08
2. Duke Acors	245, 2002-05
3. Phil Hendrix	216, 2000-03
4. Chris Henderson	212, 2006-09
5. Michael Bowman	209, 2006-08
6. W.G. Smith	204, 1994-97
7. J.J. Hollenbeck	198, 2003-06
8. Jay Adams	193, 1994-95, 97-98
9. Bryan Augsburger	187, 1982-85
10. Jeremy Harper	186, 2000-03

STRIKEOUTS PER 9 INNINGS

1. Ryan Glynn	8.78, 1993-95
2. Ian Ostlund	8.78, 1998-00
3. Michael Devine	8.65, 2009-12
4. Trey Barham	8.48, 2005-08
5. Michael Bowman	8.35, 2006-08
6. Jeremy Brown	7.72, 2009-12
7. Coby Cowgill	7.71, 2010-12
8. Bryan Augsburger	7.70, 1982-85
9. Josh Spradlin	7.54, 1997-00
10. Jay Adams	7.54, 1994-95, 97-98

WALKS ISSUED PER 9 INNINGS

1. Chris Henderson	1.70, 2006-09
2. Jason Farley	2.01, 2008, 10-11
3. Jimmy Thoms	2.56, 2002-05
4. Jeff DeMara	2.71, 2002-05
5. Michael Bowman	2.80, 2006-08
6. John Payne	2.88, 1991-94
7. Jeremy Brown	2.88, 2009-12
8. Ian Ostlund	2.95, 1998-00
9. J.J. Hollenbeck	3.00, 2003-06
10. Trey Barham	3.21, 2005-08

GAMES STARTED

1. Duke Acors	61, 2002-05
2. Trey Barham	48, 2005-08
3. Phil Hendrix	42, 2000-03
4. Todd Tilley	38, 1986-89
John Payne	38, 1991-94
Chris Henderson	38, 2006-09
7. Marc Phillips	37, 1991-94
8. Jeremy Harper	36, 2000-03
Michael Bowman	36, 2006-08
10. Jeremy Brown	35, 2009-12

COMPLETE GAMES

1. Mark Airaghi	24, 1980-83
2. Mike Vela	21, 1976-79
3. Bryan Augsburger	17, 1982-85
4. Vern Beitzel	16, 1969-72
5. John Payne	13, 1991-94
6. Todd Tilley	12, 1986-89
7. W.G. Smith	11, 1994-97
John Pate	11, 1971-73
9. Craig Jones	10, 1977-80
10. Glenn Ferguson	9, 1984-87

APPEARANCES

1. Jeff DeMara	104, 2002-05
2. Michael Devine	90, 2009-12
3. Billy Goodrich	83, 1992-95
4. Phil Hendrix	78, 2000-03

5. Merlin Ikenberry	77, 1992-95
Josh Owens	77, 2001-05
Jimmy Thoms	77, 2002-05
8. J.J. Hollenbeck	70, 2003-06
9. Trey Barham	68, 2005-08
10. Alan Watts	66, 2009-12

FIELDING PERCENTAGE

1. Robert Crumpler	.989, 2004-07
2. Jon Wade	.988, 2002-04
3. Jordan Ballard	.986, 2007-10
4. Chris Catanzaro	.986, 1998-01
5. Nate Shepperson	.984, 1994-97
6. Marlin Ikenberry	.981, 1992-95
7. Billy Terry	.981, 1990-93
8. Scott Thompkins	.980, 1996-99
9. Mike Roberts	.979, 2006-08
10. Marshall Simpson	.978, 1987-90

TOTAL CHANCES

1. Robert Crumpler	1606, 2004-07
2. Chris Catanzaro	1590, 1998-01
3. Jordan Ballard	1542, 2007-10
4. Alex Haitzuka	1410, 2008-Pres.
5. Nate Shepperson	1349, 1994-97
6. Marshall Simpson	969, 1987-90
Mike Roberts	969, 2006-08
8. David Groseclose	964, 1992-95
9. Matt Smith	956, 2002-05
10. Jon Wade	927, 2002-04

*- All Pitching Average stats with a minimum 140 Innings.

PUTOUTS


1. Robert Crumpler	1487, 2004-07
2. Chris Catanzaro	1468, 1998-01
3. Jordan Ballard	1420, 2007-10
4. Nate Shepperson	1232, 1994-97
5. Alex Haitzuka	1201, 2008-11
6. Marshall Simpson	892, 1987-90
7. Jon Wade	877, 2002-04
8. Michael Roberts	873, 2006-08
9. Scott Thompkins	747, 1996-99
10. Marlin Ikenberry	653, 1992-95

ASSISTS

1. Matt Smith	581, 2002-05
2. David Groseclose	571, 1992-95
3. Chad Rice	505, 2004-07
4. Shane Geisslinger	495, 2005-08
5. Brian Adams	445, 1990-93
6. A.J. Yoder	431, 2006-09
7. Franco Martin	379, 1994-97
8. Jason Annis	361, 2000-03
9. Kelly Sweppenhiser	347, 2003-06
10. Tanner Biagini	314, 2007-10

DOUBLE PLAYS

1. Robert Crumpler	131, 2004-07
2. David Groseclose	114, 1992-95
3. Nate Shepperson	113, 1994-97
4. Jordan Ballard	101, 2007-10
5. Shane Geisslinger	94, 2005-08
6. Brian Adams	90, 1990-93
Chad Rice	90, 2004-07
8. Chris Cofer	82, 1993-96
9. A.J. Yoder	81, 2006-09
10. Matt Smith	79, 2002-05



Ryan Glynn struck out more batters per nine innings than any other hurler in VMI history and remains the only Keydet to play in the major leagues.

Keydet Honors & Awards

National Rankings

Collegiate Baseball

26thApril 12, 2010



A capacity crowd saw VMI's first game ranked #26, as the Keydets beat #1 Virginia at Gray-Minor Stadium on Apr. 14, 2010.

28thMarch 22, 2010
 29thMarch 29, 2010
April 5, 2010
 30thMarch 12, 2007
March 19, 2007
March 15, 2010

NCBWA

Receiving Votes10 times
 (Most Recent April 19, 2010)

USA Today/ESPN Coaches' Poll

Receiving Votes5 times
 (Most Recent April 12, 2010)

Louisville Slugger

Freshman All-American

2003Kelly Sweppenhiser, 3B
 2006Travis Smink, P
 2010Cory Spangenberg, 2B

Ping! Baseball

Freshman All-American

2010Cory Spangenberg, 2B

NCBWA

Freshman All-American

2010Cory Spangenberg, 2B

GTE/CoSIDA Academic All-America

1984Mike Lamore, 3rd Team
 1996Nate Shepperson, 3rd Team

Johnny Bench Award Watch List

2008Mike Roberts
 2010Alex Haitsuka

Roger Clemens Award Watch List

2007Trey Barham
Michael Bowman
Kevin Crum

Dick Howser Award Watch List

2006Kelly Sweppenhiser
 2007Kevin Crum

John Olerud Award Watch List

2010Sam Roberts
 2011Sam Roberts

Brooks Wallace Award Watch List

2008Michael Bowman (SP)
 2010Sam Roberts (SS)
 2011Sam Roberts (SS)

Wallace Award Quarterfinalist

2010Sam Roberts (SS)
 2011Sam Roberts (SS) - Semifinalist

Lowe's Senior CLASS Award Candidate

2008Trey Barham

NCBWA Stopper of the Year Award Watch List

2007Kevin Crum
 2009Travis Smink
 2011Michael Devine

All Southern Conference

First Team

1959Bill Drake, 2B
 1960Joe Gedro, OF
 1961Weldon Eddins, SS
 1962Gil Minor, C
 1963Donny White, SS
 1964Donny White, SS
Percy Sensabaugh, P
 1965Percy Sensabaugh, P
 1969Vern Beitzel, P
J.C. Hanks, 2B
Tim White, 3B
 1977Kelly Lombard, C
 1980Phil Hubbard, C
 1982Phil Hubbard, C
 1983Bryan Augsburger, P
 1985*Greg Weddle, 1B
Chris Finwood, SS
 1986*Greg Weddle, 1B
Gary Sibayan, 2B
 1987*Gary Sibayan, 2B
Chris Finwood, SS
Ben Walker, DH
 1988*Andy Beasley, C
Gary Sibayan, 2B
Chris Finwood, SS
 1989John Parrott, OF
 1990Andy Beasley, C
Marshall Simpson, 1B
 1995David Groseclose, SS
Ryan Glynn, OF

1999Eric Walker, 3B
Scott Thompkins, DH
 2000Ian Ostlund, RP
Eric Walker, 3B

*-All-SoCon North Division

Second Team

1960Weldon Eddins, SS
 1962Weldon Eddins, SS
Joe Gedro, P
 1963Joe Bush, OF
 1964Dee Hartman, OF
 1965Donny White, SS
 1968Tom Catlett, OF
Tim White, 3B
 1984Bryan Augsburger, P
Kelly Raber, 2B
Bert Saunders, OF
Greg Weddle, 1B
 1989Andy Beasley, C
Ren O'Ferrall, OF
 1990Barry Johnson, P
Brian Adams, 2B
 1992Ray Flowers, 1B
 1993Brian Adams, 2B
David Groseclose, SS
 1994Ryan Glynn, OF
David Groseclose, SS
Louie Napoleon, 2B
John Payne, DH
 1995Chris Cofer, 2B
 2000Michael Goldman, C
Stephen Johnson, DH

All Big South Conference

First Team

2005Matt Smith, SS
Kelly Sweppenhiser, 3B
 2006Kelly Sweppenhiser, 3B
 2007Chad Rice, SS
 2008Shane Geisslinger, 2B
 2009A.J. Yoder, 2B
 2010Jordan Ballard, 1B
 2011Alex Haitsuka, C
Sam Roberts, SS

Second Team

2006Trey Barham, P



Kelly Sweppenhiser is VMI's only two-time All-Big South First Team honoree.

2007	Michael Bowman, P
	Robert Crumpler, 1B
2008	Chris Duty, RP
2009	Travis Smink, SP
2010	Alex Haitzuka, C
	Cory Spangenberg, 2B
	Graham Sullivan, OF
2011	Graham Sullivan, OF
2012	Jacob Morley, OF



A.J. Yoder (L, foreground) was VMI's first Big South All-Tournament honoree (2009).

SoCon All Tournament

1993	David Groseclose, SS
	Louie Napoleon, 3B
1994	Louie Napoleon, OF
1995	Ryan Glynn, DH
1996	Nate Shepperson, 1B
2003	Jon Wade, 1B

Big South All Tournament

2009	A.J. Yoder, IF
------	----------------

SoCon Freshman of the Year

1982	Mike Lamore, (Co-)
2003	Kelly Sweppenhiser, 3B

SoCon Coach of the Year

1982	Donny White (Co-)
1988	Paul Maini
2003	Tom Slater

Big South Freshman of the Year

2010	Cory Spangenberg
------	------------------

Big South Scholar-Athlete

2006	Kelly Sweppenhiser, 3B
------	------------------------

Big South All-Academic

2004	Kelly Sweppenhiser
2005	Kelly Sweppenhiser
2006	Kelly Sweppenhiser
2007	Chad Rice
2008	Shane Geisslinger
2009	Adam Kruihof
2010	Alex Haitzuka
2011	Alex Haitzuka

Louisville Slugger National Player of the Week

2010	Jordan Ballard (March 15)
------	---------------------------

Collegiate Baseball Hall of Fame All-Star Lineup

2011	Sam Roberts (April 19)
------	------------------------

ECAC Player of the Week

2010	Jordan Ballard (March 16, Co-)
2011	Sam Roberts (April 19)

CollegeBaseballInsider.com Southeast Player of the Week

2010	Jordan Ballard (March 17)
------	---------------------------

College Baseball Foundation National Honor Roll

2006	Kelly Sweppenhiser (Feb. 21)
	Travis Smink (Feb. 28)
	Trey Barham (March 21)
2007	A.J. Yoder (March 6)
	Eddie Van Es (March 20)
	Robert Crumpler (April 18)
2010	Jordan Ballard (March 17)

NCBWA National Pitcher of the Week

2007	Trey Barham (Apr. 3)
------	----------------------

Big South Player of the Week

2005	Robert Crumpler (May 23)
2006	Klint Reed (Feb. 14, Co-)
	Kelly Sweppenhiser (Feb. 21)
	Robert Crumpler (March 20)
	Jacoby Fields (May 22, Co-)
2007	Eddie Van Es (March 19)
	Robert Crumpler (April 16)
2008	Brian Sandridge (April 7)
2009	Jordan Ballard (April 6, Co-)
2009	A.J. Yoder (April 27)
2010	Jordan Ballard (March 15)
2011	Sam Roberts (March 1)
	Sam Roberts (April 19)
	Alex Haitzuka (May 23)



Jordan Ballard earned five awards for his performance the week of March 7-14, 2010.

2012	Rob Dickinson (April 10)
------	--------------------------

Big South Pitcher of the Week

2004	J.J. Hollenbeck (April 26)
2005	J.J. Hollenbeck (March 28)
2006	Trey Barham (March 20)
2007	Trey Barham (April 2)
	Chris Henderson (April 9)
2008	Chris Henderson (March 24)
	Michael Bowman (May 19)
2009	Chris Henderson (March 23)
2010	Michael Devine (April 12, Co-)

VaSID All-State

1984	Bryan Augsburger
1990	Marshall Simpson
	Andy Beasley
1995	Ryan Glynn
	David Groseclose (HM)
1996	Nate Shepperson
2000	Ian Ostlund
2006	Kelly Sweppenhiser
2008	Tanner Biagini (First Team)
	Chris Duty (Second Team)
2010	Cory Spangenberg
	Jordan Ballard, Sam Roberts (Second Team)
2012	George Piccirilli (Second Team)

VMI Sports Hall of Fame

The following former baseball players have been inducted into the VMI Sports Hall of Fame:

Paul Caldwell '26	1972*
William Couper '04	1972*
Joseph Hatchet '25	1972*
Frank M. Page, Jr. '23	1972*
Charles Roberson '38	1972*
Robert Y. Conrad '05	1974
Claude "Red" Patton '50	1975
John L. Pitts '16	1975
Donny White '65	1975
Gilly Laughorn '31	1976
Cliff Heathcote '57	1977
Percy Sensabaugh '66	1977
Harold Williams '31	1978
Jack Tim White '69	1979
Weldon Eddins '62	1982
Phil Hubbard '83	1993
Greg Weddle '86	1997
Chris Finwood '88	2003
Ryan Glynn '95	2005

*Indicates charter member of the Hall of Fame

When Was The Last Time VMI.....

Scored 20 or more runs in a game20, vs. Maryland Eastern Shore, March 6, 2010
Had 20 or more hits in a game23, vs. Maryland Eastern Shore, March 6, 2010
Scored 10 or more runs in an inning10, vs. High Point, May 21, 2011
Allowed 20 or more runs in a game23, vs. Presbyterian College-1, May 21, 2010
Allowed 20 or more hits in a game20, at VCU, April 10, 2012
Was shutoutvs. Charleston Southern, May 13, 2012
Shutout an opponentvs. Lafayette, Feb. 24, 2012
Pitched back-to-back complete gamesvs. UNCA (Smink & Henderson), March 21-22, 2009
Hit back-to-back home runsvs. VCU (Roberts & Spangenberg), April 20, 2010
Hit 5 or more home runs in a game5, vs. La Salle-Game 2, March 13, 2010
Hit 7 or more home runs in a game7, vs. Gardner-Webb, April 10, 2009 (School Record)
Had two players with five hits in a gamevs. UMES (S. Roberts, 6 & Hess, 5), May 9, 2008
Had two players with two home runs in a gamevs. GWU (Haitsuka & Biagini), April 10, 2009
Allowed an Opponent 3 hits or less2, at Charleston Southern, April 15, 2011
Allowed an Opponent 1 hit or less1, vs. Coppin State, April 14, 2007
Swept a Conference series at homevs. Presbyterian College, March 23-25, 2012
Swept a Conference series on the roadat Charleston Southern, April 15-17, 2011
Beat a Ranked Teamat #27 James Madison (8-2), March 8, 2011
Beat a Ranked Team on the Roadat No. 10 Auburn (7-3), March 13, 2007
Won a Series Against a Ranked Teamvs. No. 16 Winthrop, May 19-21, 2006 (First Ever)
Won a Postseason Gamevs. #7 UNC Asheville (7-4), May 25, 2010 (Big South Champ.)
Was Ranked In A National PollApril 12, 2010, No. 26 by Collegiate Baseball (Highest-Ever)

When Was The Last Time A Keydet.....

Had five hits in a gameGraham Sullivan, vs. High Point, May 21, 2011
Scored five runs in a gameA.J. Yoder, vs. Gardner-Webb, April 10, 2009
Had seven RBI in a gameRobert Crumpler, vs. Fairfield, March 7, 2005
Hit three doubles in a gameJacob Morley at UNC Asheville, March 18, 2012
Hit two triples in a gameA.J. Yoder, vs. Savannah State, March 31, 2007
Hit a grand slamAlex Haitsuka, vs. Winthrop, May 16, 2010
Hit an inside-the-park home runMike Roberts, at Auburn, March 6, 2008
Had a pinch-hit home runAndrew Montague, vs. Presbyterian College, May 20, 2010
Hit two home runs in a gameJacob Morley, at Old Dominion, March 13, 2012
Hit home runs in consecutive at batsCory Spangenberg, at Gardner-Webb, April 9, 2010
Had a walk-off RBIJacob Morley (HR) vs. Campbell, April 21, 2012
Had a walk-off hitJacob Morley (HR) vs. Campbell, April 21, 2012
Hit a walk-off home runJacob Morley, vs. Campbell, April 21, 2012
Hit for the cycleAlex Haitsuka, vs. Longwood, April 6, 2010
Had two hits in an inningGraham Sullivan & George Piccirilli, vs. High Point, May 21, 2011
Stole homeGraham Sullivan (Double steal), vs. Rider, March 8, 2009
Stole five bases in a gameShane Geisslinger, vs. Richmond, April 12, 2006
Struck out 10 or more battersMichael Bowman (10), vs. Charleston Southern, May 16, 2008
Struck out 12 or more battersTrey Barham (12), at James Madison, May 17, 2006
Struck out 15 or more battersGrayson Craun (15), vs. Appalachian State, April 11, 1998
Pitched a complete game (9 inn.)Jason Farley, vs. Charleston Southern-2, March 27, 2010
Threw a shutout (9 inn.)J.J. Hollenbeck, vs. North Carolina A&T, May 13, 2006
Had a hitting streak of at least 15 gamesRobert Crumpler, Feb. 23-March 22, 2005 (15)
Had a hitting streak of at least 19 gamesAlex Haitsuka, Mar. 15-Apr. 19, 2011 (19)
Hit .400 in a season (Minimum 150 at bats)Greg Weddle, 446, 1986

Miscellaneous School Records

Most wins in a season34, 2007
Most consecutive wins10, Feb. 20-March 7, 2010
Most consecutive home wins15, February 24-April 7, 2007
Best record during a season29-5, April 14, 2010
Most losses in a season41, 2002
Most consecutive losses32, March 21-May 1, 1981


Batting Champions

1950"Red" Patton333
1951Neal Petree305
1952Neal Petree252
1953Dave Crockett345
1954Not Available
1955Not Available
1956Bobby Ross400
1957Bobby Ross292
1958Bobby Ross305
1959Bobby Ross218
1960Joe Gedro375
1961Alex Azezapa245
1962Joe Gedro275
1963Donny White391
1964Donny White329
1965Donny White261
1966Don McMenmim284
1967Skip Harding302
1968Tom Catlett346
1969J.C. Hanks343
1970Doug Rowe234
1971Ken Wester220
1972Lou Dowdy325
1973Rod Brewer408
1974Kimo Wong300
1975Kavie Thrift308
1976Russell Puckett398
1977Kelly Lombard344
1978John Hobbs302
1979Mark Vasco316
1980Phil Hubbard416
1981Scott Gines313
1982Phil Hubbard424
1983Mike Lamore369
1984Kelly Raber343
1985Mike Lamore373
1986Greg Weddle446
1987Gary Sibayan359
1988Chris Finwood399
1989Ren O'Ferrall355
1990Marshall Simpson393
1991Ray Flowers289
1992Ray Flowers294
1993Brian Adams326
1994Louie Napoleon307
1995David Groseclose341
1996Nate Shepperson361
1997Franco Martin325
1998Chris Catanzaro346
1999Eric Walker376
2000Chris Catanzaro392
2001Chris Catanzaro335
2002Jason Annis308
2003Andy Barden318
2004Kelly Sweppenhiser367
2005Kelly Sweppenhiser370
2006Kelly Sweppenhiser350
2007Robert Crumpler330
2008Sam Roberts348
2009Jordan Ballard366
2010Cory Spangenberg370
2011Graham Sullivan358
2012Rob Dickinson320

All-Time Roster (1963-Present)

-A-A-A-A-

ABELON, Patrick	1997
ACORS, Duke	2002-05
ADAMS, Brian	1990-93
ADAMS, Jay	1994-95, 97-98
ADLEMAN, Jay	1982



Brian Adams

AIRAGHI, Mark	1980-83
ALLEN, Ed	1995-96
AMOS, J.R.	1963
ANDREWS, Andy	1976-79
ANGUS, Brandon	2012
ANNIS, Jason	2000-03
ANTON, Mike	2004-05
ARMBRUSTER, George	1986-89
ATKINSON, R.	1963-64
AUGSBURGER, Bryan	1982-85

-B-B-B-B-

BABER, Jon	2002-05
BACH, Connor	2011-12
BACHMAN, Corey	2004-07
BALLARD, Jordan	2007-10
BARDEN, Andy	2000-03
BAREFOOT, Ryan	2008-10
BARGER, Steve	1979-80
BARHAM, Trey	2005-08
BARKER, Danny	1971
BARKSDALE, Harry	1972-75
BARROW, Wes	1996-99
BASS, Stan	1980, 82-83
BATTS, Terry	1989-92
BEASLEY, Andy	1987-90
BEITZEL, Vern	1969-72
BENDA, Austin	2008
BIAGINI, Tanner	2007-10
BIGGS, John	1970-71
BINGLER, Travis	1995
BIRAM, Walter	1973
BOOTH, Kevin	2006
BOWDEN, Ron	1980-82
BOWMAN, Michael	2006-08
BOYETTE, Ed	1992-94
BOYNTON, L.	1964
BRADFORD, Ben	1996-99
BRANNER, Wade	1982-83
BRECKENRIDGE, Jim	1965-67
BRENT, Bill	1966-67
BREWER, Rod	1973
BRIGGS, Don	1977-79
BRIGGS, Justin	2000-03
BROOKS, Chris	2002-04
BROOKS, Chris	1998
BROWN, Jere	1989
BROWN, Jeremy	2009-12
BROWN, M.W.	1974
BROWN, Tyler	2009
BRUST, Tim	2009

BRYAN, Drew	2012
BRYANT, Scott	1982-85
BUCHANAN, Chase	2004-06
BUCK, Glen	1989, 91-92
BURGWYN, C.P.E.	1974
BUNN, Chris	1987-88
BURGESS, Kenny	1980-83
BURRUS, Brian	1993-94
BURT, Mike	1979-80
BUSH, Joe	1963-65
BUSHEY, Art	1968-69
BUTLER, Larry	1979

-C-C-C-C-

CAGE, Matt	2001-04
CARPENTER, Adam	2007
CARVER, Fred	1968-70
CASHER, Ian	2004-07
CATANZARO, Chris	1998-01
CATHER, W.	1963-64
CATLETT, Tom	1967-69
CHAPMAN, Howard	1966
CHARLES, Johnny	1989
CHERNISKY, Chris	1990-92
CHICOLI, John	1984-85
CLEATON, Frank	1968-70
CLEMENTS, Michael	2005
COAKLEY, Mike	2001-03
COFER, Chris	1993-96
COLLETTI, Mike	1983-86
COLLIE, Dave	1981
COLVIN, Ryan	1998-01
CONQUES, Duane	1963-65
COOK, Rick	1968-69
CORLEY, Jerry	1976
CORRAO, Tony	1997
COULTER,	1970
COVINGTON, Tristen	2003-04
COWARDIN, Lew	1968, 70
COWGILL, Coby	2010-12
COX, Tim	1980
CRAFT, Mark	1987-90
CRANE, Stan	1969, 72
CRAUN, Grayson	1997-98, 00
CROCKER, Randy	1967-69
CRONE, Sandy	1990-91
CROTWELL, Henry	1966
CRUM, Kevin	2006-07
CRUMPLER, Robert	2004-07

-D-D-D-D-

DANIELS, L.C.	1974
DARIN, Joe	2000
DARNELL, Dan	1972-75
DAVIES, Jeff	1978-80
DAVIS, Brad	1997
DAVIS, Jaime	2005
DAVIS, Paul	1979-80
DAVIS, Phil	1967
DEAL, Andrew	2009-12
DEARMAN, Andy	1973
DeLEO, W.T.	1963
DeMARIA, Jeff	2002-05
DeMEO, L.J.	1974
DeWATERS, Jerry	1972
DEVINE, Michael	2009-12
DIAMOND, Brandon	2012
DICKINSON, Rob	2010-12
DI DIO, Alex	2005
DIETRICH, Kris	1995-96
DIXON, David	1996-98
DOCZI, Mike	1987-89, 91
DONOVAN, Michael	2012
DOW, Frank	1982-84
DOWDY, Louis	1971-72, 74

DOWNS, David	1989, 91
DUANE, Harley	1965-66
DUNLAP, Chase	2005
DURHAM, Brian	1985-86
DUTY, Chris	2007-10
DWYER, Nick	2012

-E-E-E-E-

EARLE, R.A.	1963
EAST, Eric	1997-00
EDEN, Mike	1981-82
EDWARDS, Matt	2006-09
ELLIS, Rian	2011
ELLIOT, John	2001
ENTZ, Brett	2008
ERBE, Elliott	2002-05
EVANS, Chad	1991

-F-F-F-F-

FARLEY, Jason	2008, 2010-11
FERGUSON, Glenn	1984-87
FIELDS, Jacoby	2004-07
FINWOOD, Chris	1985-88
FITCHETT, Doug	1974-76
FLAHERTY, Collin	2009-10
FLORA, Lefty	2008-11
FLOWERS, Ray	1991-93
FRAZIER, Randle	1971
FRESIA, Jerry	1967-69
FRICK, Ken	1966
FRIEND, John	1979-82
FRISHKORN, Jim	1978-80
FRISKI, Steve	1968-70
FRITZ, Dan	1979-80

-G-G-G-G-

GALLEO, Darren	1986-89
GARNETT, Johnny	1979
GARRETT, John	2010-12
GARRETT, Reed	2012
GATES, Randy	1975-77
GAUSEPOHL, Jeff	1963-65
GEISSLINGER, Shane	2005-08
GENTILE, Tony	1967-68
GINES, Scott	1980-83
GLOVER, John	1986-89
GLYNN, Ryan	1993-95
GOLDMAN, Michael	1997-00
GOOD, B.T.	2003-06
GOODALE, Kyle	2009
GOODE, John	2004-07
GOODRICH, Billy	1992-95
GRAHAM, Chris	1991
GREGG, Jim	1965-66
GREGORY, Bruce	1968
GRIFFIN, Matt	1977-80
GRIFFIN, Ryan	1992-93
GROSECLOSE, David	1992-95

-H-H-H-H-

HACKEMEYER, Denny	1977-78
HADRA, Jon	2001-04
HAINES, Andrew	2005-06
HAITSUKA, Alex	2008-11
HAMLET, Dick	1968
HANEY, Drew	1993-96
HANKS, J.C.	1968-70
HARDING, Skip	1967-68
HARDY, Bill	1975-78
HARPER, Jeremy	2000-03
HARRELL, Wayne	1970-72
HARRISON, Romando	1994-95
HARTMAN, Dee	1965-66
HAVELIN, M.A.	1974
HAVIRD, Ley	1987, 89-90

HAWKINS, Berkley	2011-12
HAYDEN, Thomas	2006-07
HAYES, Grant	1990
HAYES, R.E.	1974
HAZELWOOD, Mark	1991-94
HEINE, Rick	1985-86
HELMS, Heith	1996-97
HENDERSON, Chris	2006-09
HENDRIX, Phil	2000-03
HENKEL, Bobby	1976-78
HENKEL, Campbell	2011-12
HERMON, G.R.	1963
HESS, Justin	2007-08, 11
HESS, Rick	1971
HIGHTOWER, Dick	1963-65
HILLER, Steve	1981-84
HINES, B.	1963-64
HINES, Doug	1973
HINKEL, Bob	1965-67
HOBBS, John	1978
HOLDER, Cody	2011-12
HOLLENBECK, J.J.	2003-06
HOLLOWAY, Donnie	1990-92
HOLMES, Rob	1981-84
HOLMES, Wilt	1976
HOLT, John	1966
HOWLE, Brannon	1996-99
HUBBARD, Phil	1980-83
HUCKABEE, Jeff	1971-74
HUDGINS, Matt	2003-04
HUGHES, Abe	1999
HUGHES, Danny	1996-97
HUNT, Wayne	1994
HUNTER, R.	1964
HUPP, W.T.	1974
HUTHWAITE, Doug	1971

-I-I-I-I-

IKENBERRY, Marlin	1992-95
IKENBERRY, Merlin	1992-95
ISAACS, Garland	1973, 75

-J-J-J-J-

JANNUSCH, Mike	1988-90
JEFFERSON, Larry	1970-72
JOHNSON, Barry	1987-90
JOHNSON, Stephen	1999-00
JONES, Craig	1977-80
JONES, Jeff	1999
JORDAN, John	1988
JUDD, Seth	1988-89

-K-K-K-K-

KASPER, Kelly	1989-91
KASS, Matt	1998
KELLEY, Jonathan	2012
KELLY, Mike	1988
KELLY, Billy	1992-93
KENNEDY, Zach	2001-04
KENT, Allen	2001-02
KIELTY, Tim	1985
KIELY, Pat	1988, 90-91
KING, Curtis	1971
KING, Orville	1972
KIRK, J.B.	1974
KITCHEN, Dale	1972
KITCHEN, James	1971
KOKOLIS, Pete	1995-96
KRUIHTHOF, Adam	2008-10
KURTZ, Rick	1990

-L-L-L-L-

LADD, Bob	1967
LAMAS, Robert	2007
LAMORE, Mike	1982-85

All-Time Roster (1963-Present)

LANDBERG, Michael	1997-99
LANIER, Phil	1966-67
LAWSON, Andrew	2000-01
LEAKE, Matt	2002
LeCLAIR, Gary	2012
LEE, Mark	1979
LEGG, Josh	2004-05
LEGGETT, Ray	1978
LEVENSON, Jeff	1981
LEWIN, Dennis	1972-75
LICHTER, James	2007
LIFFICK, Matt	2001-04
LITTLE, Charles	1971-74
LITWIN, Richard	2002-06
LITZ, Ryan	2007
LOCHER, John	1979
LOMBARD, Kelly	1976-79
LONG, Jon	1997-99
LOPEZ, Adam	2009-12
LOTTMAN, David	2007-08
LOUGHRIDGE, Billy	1963-65
LYLES, Willie	1999-02
LYNCH, Henry	2002-03

-M-M-M-M-M-

MACKEY, Chris	1993-94
MAJOR, Jason	2003-04,06
MALESKI, Mike	2003-04
MALLON, Jim	1973-74
MAINI, Paul	1964
MANIS, Mike	1968
MAROHN, Chip	1976-77
MARSHALL, Howard	1967
MARTIN, Brooks	2009-11
MARTIN, Franco	1994-97
MARTIN, Peyton	1994
MARTINSON, Cody	1999
MASSENBURG, Brandon	2003-05
MASSIE, B.	1974
MAURER, Jim	1963-65
MAYERS, Eric	2011-12
MAYS, Hunter	1970
McADAMS, Ryan	1990
McALLISTER, Kenny	1981-83
McCLOSKEY, Joe	1983-86
McGINNIS, Tommy	1983-86
McKAIN, R.	1964
McMENAMIN, Don	1965-67
McPHERSON, Josh	2007-09
McQUAIG, Miles	2010, 12
MICHAELS, Glenn	1965-66
MIHALIK, Tom	1975-77
MIKULA, Ned	1971
MILLER, Colin	2008-09
MILLIGAN, Ron	1976
MINEY, Brendan	1977-80
MINOR, Gil	1963
MINOR Jr., Gil	1990-91
MITCHELL, Ryan	1997-99
MONTAGUE, Andrew	2010-12
MONTANO, Dave	1981
MOORE, Scott	1990
MOORE, Dale	1994-97
MORGAN, Allen	1973
MORGAN, Hank	1996-97
MORLEY, Jacob	2009-12
MORRIS, Kyle	1999
MOTLEY, Sam	1981
MULKEY, Travis	2005-06
MUNSEY, J.M.	1974
MURRER, Matt	2008
MYERS, M.J.	1974
MYERS, Steele	2009-10

-N-N-N-N-N-

NAFF, Hunter	2007
NAPOLEON, Louie	1993-96
NAWROCKI, Phil	1996-97
NEHLS, Richard	1978-79

-O-O-O-O-O-

O'BOOK, Jimmy	1979
O'FERRALL, Patrick	1989-92
O'FERRALL, Ren	1986-89
ONOFREI, Matt	1996
OSTLUND, Issac	2004,06
OSTLUND, Ian	1998-00
OTWELL, Steve	1970-71
OWENS, Josh	2001-05

-P-P-P-P-P-

PADGETT, Oscar	1970-71
PAGONES, Jim	1970
PALMER, Steve	1985
PARKER, R.	1964
PARKER, Read	1997
PARROTT, John	1985-87,89
PARSONS, Stephen	2005
PATE, John	1971-74
PAULETTE, Bill	1967-69
PAULETTE, Will	2002-05
PAULS, Phil	1966
PAYNE, John	1991-94
PEARSON, Ed	1997-00
PEDIGO, Hank	1967-68
PEED, Jeremy	2009
PENNINGTON, Ken	1967-68
PERRIN, Mark	1976-77
PHELPS, John	2006-07,09
PHELPS, Mike	1991-93
PHILLIPS, David	1982-84
PHILLIPS, Marc	1991-94
PICCIRILLI, George	2009-12
PINGREE, Jim	1983
PLOTT, Harold	1971-72
PORTER, Brandon	1994
PORTER, Robin	1965-66
POULOS, Matt	1999-00
POWELL, Dick	1978
POWROZNIK, Travis	1996-97
PREDDY, Rob	1979-82
PRIOLETTI, T.J.	2007
PROCISE, David	1992-93
PROSSER, John	1965
PUCKETT, Russell	1975-77
PULLEY, Tom	1984

-R-R-R-R-R-

RABER, Kelly	1982,84
RADLE, Tom	1980
RAMSEY, Matt	2001
RAND, Ben	2001-03
REED, Don	1964-66
REED, Clint	2005-06
REEDER, K.R.	1963
REID, Dave	1967-69
REIDEL, Leonard	1972,74
REILLY, John	1990-91
REINARD, Bruce	1976-79
RHODES, Trey	1987-90
RICE, Chad	2004-07
RIDLEY, Thomas	1972-74
RILEY, Chris	1998-01
RILEY, Rob	1998-01
RIVERA, Karter	2009-10
RIVERS, Ombri	2010
ROBB, Jack	1967-68
ROBERTS, Jeff	1996-98
ROBERTS, Mike	2006-08

ROBERTS, Sam	2008-11
ROBINSON, Jay	1993
RODGERS, Robert	1980
RODRIGUEZ, E.D.	1974
ROLAN, Louis	1979-80
ROSS, Donnie	1973-74
ROUNDTREE, Jim	1966-67
ROWE, Doug	1969-71
ROYSTON, J.R.	2001-04
RUCKER, Kyle	2007
RUSSELL, Sandy	1981
RUSSO, Chris	2011

-S-S-S-S-S-

SADLER, Mike	1969
SAMUELSON, Keith	1981
SANDRIDGE, Brian	2006-09
SANFORD, John	1975-76
SANFORD, Robert	1975-77
SAUNDERS, Bert	1982-85
SAVAGE, Tom	1978-79
SCHENK, Joey	1992-95
SCHMAUS, Charlie	1965-67
SCHOTT, Jon	1998-01
SEAWELL, Sean	2004
SECRIST, Greg	1985
SELBY, Field	1971-72
SELDON, Greg	1974-75
SENSABAUGH, Percy	1964-65,67
SHARP, David	1999-00
SHEPPERSON, Nate	1994-97
SHIFFLETT, Sheldon	2012
SHU, Rod	1968-70
SIBAYAN, Gary	1986-89
SIMPSON, Marshall	1987-90
SIQUN, Karl	1983-86
SLATER, Tom	1987-90
SLOAN, John	1999-01
SMILEY, Jeff	1983-86
SMINK, Travis	2006-09
SMITH, Dan	1995-97
SMITH, Matt	2002-05
SMITH, Thane	2004-05, 07-08
SMITH, Wilber	1969-70
SMITH, Will	2005-07
SMITH, W.G.	1994-97
SNEAD, Lenny	1976
SNOW, Randy	1968-71
SNOW, Scott	1974-77
SPANGENBERG, Cory	2010
SPARKS, Richard	1986-89
SPRADLIN, Josh	1997-00
SPRIETSMA, Charles	1991
STABLES, Bruce	1986
STALLINGS, Thomas	2012
STEGEMERTEN, Rick	1970-71
STONE, Allen	1988-91
STONE, Richard	1985-87
STRAIN, Billy	1990-91
SULLIVAN, Dave	1994-96
SULLIVAN, Graham	2008-11
SULLIVAN, Shane	1983-84
SWEIGART, Marlin	1963-65
SWEPPENHISER, Kelly	2003-06
SWIENCINSKI, Brian	1986-88

-T-T-T-T-T-

TARSOVICH, Jordan	2011-12
TATE, Jason	2007
TAVENNER, James	1988-91
TAYLOR, John	1965-66
TERRY, Billy	1990-93
TERRY, Ruben	1965-67
THOMAS, John	1968
THOMAS, Travis	2010-12

THOMPSON, Scott	1996-99
THOMS, Jimmy	2002-05
THRIFT, Kevin	1973,75-76
THUJO, K.Y.	1974
TILLEY, Todd	1986-89
TOGNOLI, Chris	1986-87
TOPPING, Justin	2008-11
TUJO, Chris	1992-94
TURNAGE, Brian	1992-95
TURNER, Rob	1984
TYLER, David	1983-84

-U-U-U-U-U-

UPHAM, Brent	2004
UPTON, Phil	1973

-V-V-V-V-V-

VAN ES, Eddie	2006-07
VARNEY, Gary	1974-76
VASCO, Mark	1979-81
VELA, Mike	1976-79
VLAAS, Barry	1973

-W-W-W-W-W-

WADE, Jon	2002-04
WALKER, Ben	1983-85,87
WALKER, Eric	1997-00
WALTON, R.S.	1963
WARD, Shawn	1996
WATTS, Alan	2009-12
WEDDLE, Greg	1983-86
WELLS, Greg	1999
WERTZ, Brent	1988
WESTER, Ken	1969-72
WHARTON, Kemper	1981-84
WHISENANT, H.A.	1963
WHITE, Donny	1964-65
WHITE, J.J.	1963
WHITE, Jack	1967
WHITE, Joe	1975-76
WHITE, Tim	1968-69
WHITFORD, T.W.	1963
WHITT, E.	1964
WILLIAMS, Jay	1980-82
WILLIAMS, Terrell	1973-74
WILLIAMS, Timmy	1992-94
WILLIAMS, Warren	1990-93
WILSON, Brent	1985
WILSON, Jonathan	2003-04
WIMMER, Allan	2003-04
WIMMER, Chris	2005
WONG, Michael	1972-75
WOOD, D.T.	1984-87
WOOD, Daniel	2006-08
WOODS, Andrew	2012
WOODS, Scott	1973-74
WOOLWINE, Andy	1980-82
WORKMAN, Jim	1963-65
WORTHINGTON, Chase	2009-12
WYRICK, Scott	1985

-Y-Y-Y-Y-Y-

YATES, Jeff	1975,77-78
YATES, John	1996-99
YODER, A.J.	2006-09
YOUNG, Billy	1975-78
YOUNG, Robert	1965-67

-Z-Z-Z-Z-Z-

ZARELLA, Joey	2010-11
---------------	---------

1951

1-20, 0-12 SoCon

Coach: Frank Summers

M20	at Camp Lejeune Marines	L	0-16
M23	at Camp Lejeune Marines	L	1-11
M24	at Cherry Point Marines	L	3-9
A7	at Roanoke	L	1-4
A13	Michigan	L	3-22
A14	Roanoke	W	6-1
A17	*Richmond	L	1-13
A18	at Virginia	L	2-12
A21	*George Washington	L	2-14
A25	*at Virginia Tech	L	0-9
A26	at Quantico Marines	L	1-25
A27	*at George Washington	L	7-20
A28	*at Maryland	L	2-12
M2	*West Virginia	L	2-4
M2	*West Virginia	L	6-9
M4	*William & Mary	L	10-29
M7	*Maryland	L	3-7
M11	*at Richmond	L	3-5
M12	*at William & Mary	L	3-5
M16	*Virginia Tech	L	1-16
M18	Virginia	L	2-7

1952

1-13, 1-8 SoCon

Coach: Vince Ragunas

	Maine	L	10-11
	*at Richmond	L	5-11
	*at William & Mary	L	1-3
	*George Washington	L	12-18
	*Virginia Tech	L	2-3
	at Virginia	L	5-12
	*William & Mary	W	9-8
	Hampden-Sydney	L	2-9
	at Hampden-Sydney	L	4-21
	Virginia	L	2-9
	*West Virginia	L	4-8
	*West Virginia	L	1-7
	*Richmond	L	4-5
	*at Virginia Tech	L	1-2

1953

7-7, 4-4 SoCon

Coach: Chuck Noe

	Long Island	L	7-10
	Long Island	W	8-7
	Ithaca	L	5-6
	*George Washington	L	1-19
	Virginia	L	1-6
	*George Washington	W	11-10
	*Maryland	L	3-5
	Richmond Prof. Institute	W	19-1
	*Maryland	L	0-6
	Hampden-Sydney	W	13-7
	*Virginia Tech	W	3-1
	*William & Mary	W	8-6
	*Richmond	W	3-2
	*Richmond	L	2-4

1954

12-6, 6-4 SoCon

Coach: Chuck Noe

A3	Washington (Md.)	W	25-5
A6	Bridgewater	W	7-4
A9	*George Washington	W	6-4
A22	Maryland	L	7-13
A24	*West Virginia	L	3-5
A26	Richmond Prof. Institute	W	20-3
A28	*Virginia Tech	L	2-5
A30	*Richmond	L	5-8
M1	*William & Mary	W	25-3
M5	*William & Mary	W	19-2
M6	*Richmond	W	11-9
M8	*Davidson	W	12-1
M10	*George Washington	L	6-9

M12	Virginia	L	3-7
M17	*Virginia Tech	W	5-3
M21	Virginia	W	7-5
M22	Lynchburg	W	10-4
M25	Lynchburg	W	9-2

1955

12-8, 6-7 SoCon

Coach: Chuck Noe

	*Furman	W	3-2
	Richmond Prof. Institute	W	5-4
	Salem	W	7-5
	Salem	W	6-3
	*at Richmond	L	0-8
	*William & Mary	L	13-14
	Richmond Prof. Institute	W	7-2
	Virginia	W	6-5
	*West Virginia	L	0-11
	*West Virginia	L	4-5
	West Virginia Tech	W	14-13
	*William & Mary	W	9-8
	*George Washington	W	8-6
	*Virginia Tech	W	9-8
	*Richmond	L	14-16
	*Davidson	W	6-1
	*Virginia Tech	L	3-9
	*The Citadel	W	10-4
	*The Citadel	L	3-17
	Virginia	L	1-2

1956

12-10, 7-7 SoCon

Coach: Jack Null

	Michigan State	L	3-6
	*The Citadel	L	2-7
	*The Citadel	W	8-4
	Akron	W	8-7
	*Davidson	W	9-0
	*Davidson	W	5-4
	*William & Mary	L	3-6
	*Richmond	L	3-7
	*Virginia Tech	L	2-3
	Hampden-Sydney	L	12-16
	*William & Mary	W	4-2
	*George Washington	L	1-11
	Hampden-Sydney	W	16-13
	*West Virginia	W	6-5
	*West Virginia	W	7-4
	*George Washington	L	2-16
	Virginia	W	8-5
	*Richmond	W	8-1
	*Virginia Tech	L	5-11
	Lynchburg	W	10-0
	Lynchburg	W	7-5
	Virginia	L	2-4

1957

8-13, 4-6 SoCon

Coach: Jack Null

M25	Richmond Prof. Institute	L	5-6
M26	Cornell	L	6-16
M27	Cornell	W	5-3
M28	Cornell	L	1-9
A2	Virginia	L	0-2
A6	*Davidson	W	3-0
A6	*Davidson	L	2-9
A10	*Virginia Tech	W	8-1
A12	*George Washington	L	5-10
A13	Pittsburgh	L	3-8
A13	Pittsburgh	W	11-9
A27	Virginia	L	4-10
M1	*Richmond	L	1-2
M2	*William & Mary	W	3-1
M4	*George Washington	L	7-11
M7	*at Richmond	L	1-21
M8	*William & Mary	W	7-0
M10	Randolph-Macon	L	3-7

M11	Marshall	W	9-3
M15	*Virginia Tech	L	2-4
M18	Lynchburg	W	11-1

1958

4-12, 2-8 SoCon

Coach: Jack Null

	Quantico Marines	L	3-10
	Quantico Marines	W	8-4
	Hampden-Sydney	L	1-9
	*William & Mary	W	9-1
	*Richmond	L	3-9
	Virginia	W	13-5
	*The Citadel	L	3-5
	*The Citadel	L	2-7
	Hampden-Sydney	L	2-17
	*Davidson	L	7-10
	*Davidson	L	4-9
	*William & Mary	W	11-0
	*at Richmond	L	1-10
	Navy	L	2-12
	*George Washington	L	0-10
	*George Washington	L	1-18

1959

5-11, 5-10 SoCon

Coach: Weenie Miller

	*Davidson	L	1-6
	*Davidson	W	6-4
	*Virginia Tech	W	3-2
	*Furman	L	5-7
	*Furman	L	7-8
	*The Citadel	L	0-11
	*The Citadel	L	0-4
	*West Virginia	W	4-3
	*West Virginia	W	4-3
	*William & Mary	W	2-1
	*George Washington	L	0-18
	Hampden-Sydney	L	4-14
	*William & Mary	L	2-4
	*at Richmond	L	3-6
	*George Washington	L	3-13
	*Virginia Tech	L	9-12

1960

6-8, 5-8 SoCon

Coach: Weenie Miller

	*George Washington	W	15-8
	Virginia	W	17-6
	*Richmond	L	2-15
	*Virginia Tech	L	0-8
	*Furman	L	4-5
	*Furman	L	8-10
	*William & Mary	W	10-4
	*The Citadel	L	2-9
	*The Citadel	W	4-3
	*William & Mary	W	6-3
	*at Richmond	L	8-10
	*Virginia Tech	L	4-10
	*West Virginia	L	1-2
	*West Virginia	W	6-3

1961

7-7, 6-6 SoCon

Coach: Weenie Miller

	Colgate	W	6-4
	Virginia	L	3-8
	*The Citadel	W	3-1
	*The Citadel	L	3-9
	*Richmond	L	0-5
	*William & Mary	W	5-1
	*George Washington	W	11-2
	*Davidson	W	4-1
	*Davidson	L	1-5
	*Furman	W	2-0
	*Richmond	L	2-4
	*Virginia Tech	W	3-2



All-Time Results

*West Virginia	L	1-2
*West Virginia	L	2-5

1962

8-7, 7-7 SoCon

Coach: Charlie McGinnis

*Davidson	W	2-0
*Davidson	W	3-1
*William & Mary	L	5-7
*Richmond	L	4-5
*Virginia Tech	W	8-7
*West Virginia	L	1-2
*West Virginia	L	5-8
*Virginia Tech	W	4-0
Virginia	W	7-1
*The Citadel	W	3-2
*The Citadel	L	0-6
*George Washington	W	7-3
*George Washington	W	3-1
*William & Mary	L	1-4
*at Richmond	L	0-13

1963

14-11, 7-7 SoCon

Coach: Charlie McGinnis

at West Georgia	W	4-3
at West Georgia	L	1-2
at Oglethorpe	W	4-1
at Presbyterian	L	6-8
at Presbyterian	W	6-3
*at The Citadel	L	0-5
*at The Citadel	W	7-5
at St. Andrews	W	9-2
A4 Bridgewater	W	23-8
A8 *Davidson	W	4-3
A8 *Davidson	W	9-4
Old Dominion	L	1-6
St. Andrews	W	18-6 (7)
*William & Mary	W	6-3
Georgetown	W	5-0
*George Washington	L	3-4
*Virginia Tech	L	4-5
Virginia	L	1-12
*Virginia Tech	L	3-4
*Richmond	L	3-4
*William & Mary	W	6-5
*George Washington	W	6-1
M14 *Richmond	W	4-2
M18 *at West Virginia	L	4-5
M18 *at West Virginia	L	2-7

1964

11-12-1, 5-9 SoCon

Coach: Charlie McGinnis

M27 Bucknell	W	4-0
M28 Bucknell	W	3-1
M30 at Mercer	T	2-2 (11)
A1 at Georgia	L	1-12
A1 at Georgia	L	5-11
A2 at Presbyterian	W	4-0
A3 at Presbyterian	W	4-0
A3 at Presbyterian	W	19-4 (6)
A9 Rhode Island	W	3-2
A11 *West Virginia	L	2-3
A11 *West Virginia	L	2-9
A15 Old Dominion	L	1-4
A17 *William & Mary	W	8-3
A21 *Virginia Tech	W	4-2
A24 *at William & Mary	W	6-4
*at Richmond	W	9-4
M2 *The Citadel	L	0-1 (11)
M2 *The Citadel	W	5-3
M7 *at Davidson	L	3-4
M7 *at Davidson	L	1-7
M11 *at Virginia Tech	L	6-8
M13 *Richmond	L	0-4
M17 *George Washington	L	3-8

M17 *George Washington	L	4-9
------------------------	---	-----

1965

15-9, 8-6 SoCon

Coach: Charlie McGinnis

\$vs. Colby	W	5-2
\$vs. Rollins	W	5-3
\$vs. Princeton	L	3-6
\$vs. Colby	W	6-2
\$at Rollins	L	2-3
\$vs. Princeton	L	3-6
*at The Citadel	L	1-4
*at The Citadel	W	3-2
at St. Andrews	W	3-2
*at William & Mary	W	3-1
*at Richmond	L	6-9
A14 Castleton State	W	4-0
A16 *William & Mary	W	6-1
A17 Marietta	W	6-5
A20 *Virginia Tech	W	2-1
A29 Virginia	W	3-2
M1 *Davidson	W	1-0
M1 *Davidson	W	3-0
M5 *at Virginia Tech	L	7-6
M10 *Furman	L	0-1
M10 *Furman	L	0-7
M12 *Richmond	W	3-2
M14 *at West Virginia	W	7-3 (13)
M14 *at West Virginia	L	1-3

\$-Game Played at Winter Park, Fla.-Rollins

College Tournament

1966

10-13, 6-10 SoCon

Coach: Fred Kelly

M25 *at Davidson	L	5-6
M25 *at Davidson	W	2-1
A6 Castleton State	W	19-7
A8 *William & Mary	L	3-7
A11 Marietta	W	6-0
A11 Marietta	W	7-2
A16 *George Washington	L	2-9
A16 *George Washington	W	1-0 (8)
A20 Virginia Tech	L	0-4
A23 *The Citadel	W	3-2
A23 *The Citadel	W	1-0
A25 *East Carolina	L	0-7
A25 *East Carolina	L	0-5
M3 *at William & Mary	L	0-4
M4 *at Richmond	L	2-3
M4 *at Richmond	W	2-1
M6 Old Dominion	W	6-5 (13)
M10 at Virginia Tech	L	5-6 (10)
M12 *at Furman	W	2-1
M12 *at Furman	L	2-4
M14 *West Virginia	L	2-5
M14 *West Virginia	L	1-4
M17 at Virginia	L	6-12

1967

9-11, 7-9 SoCon

Coach: Fred Kelly

M24 *at William & Mary	L	3-8
A8 *Davidson	W	10-0
A8 *Davidson	W	12-2
A9 *William & Mary	W	4-2
A12 Virginia	W	2-0
A15 *at East Carolina	L	0-13
A15 *at East Carolina	L	0-6
A19 *at Richmond	L	3-7
A22 *at West Virginia	L	0-3
A22 *at West Virginia	L	0-2
A29 *Furman	W	6-3
A29 *Furman	W	7-6
M2 Old Dominion	L	5-7
M4 Virginia Tech	W	5-4 (11)
M6 *at The Citadel	L	2-8

M6 *at The Citadel	W	5-0
M10 *Richmond	W	6-2
M13 *at George Washington	L	0-1
M13 *at George Washington	L	3-5
M18 at Virginia Tech	L	0-4

1968

7-8, 3-5 SoCon

Coach: Chuck Roys

A5 Marshall	W	7-5
A5 Marshall	L	1-4
A6 *at Richmond	W	5-4
A10 *at West Virginia	L	1-6
A10 *at West Virginia	L	2-3
A15 *William & Mary	L	4-5
A15 *William & Mary	L	0-3
A19 Old Dominion	W	10-9
A19 Old Dominion	W	6-4
A23 Emory & Henry	W	9-2
A27 *George Washington	W	3-2
A27 *George Washington	W	7-4
M7 *Richmond	L	1-4
M10 at Virginia Tech	L	2-14
M16 Virginia Tech	L	2-4

1969

10-12, 8-7 SoCon-Championship Finalists

Coach: Chuck Roys

M22 *at William & Mary	L	6-7
M22 *at William & Mary	L	1-3
M31 *at Furman	L	0-7
A1 *at Davidson	L	8-11
A7 at Virginia	L	1-6
A11 at Virginia Tech	L	3-6
A12 *William & Mary	W	7-4
A12 *William & Mary	L	3-8
A15 *at George Washington	L	1-6
A15 *at George Washington	W	4-1
A20 *The Citadel	W	6-5
A22 *George Washington	W	3-2
A22 *George Washington	W	2-1
A25 Virginia Tech	W	8-6
A27 *East Carolina	W	8-6
A27 *East Carolina	L	2-5
Old Dominion	L	1-2
M2 *Richmond	W	2-0
M2 *Richmond	W	2-0

SoCon Northern Division Playoff

(Colonial Heights, Va.)

M15 William & Mary	W	5-3 (13)
--------------------	---	----------

SoCon Championship Finals (Fort Eustis, Va.)

M16 Furman	L	2-7
M17 Furman	L	4-5

1970

6-13, 4-9 SoCon

Coach: Tom Sawyer

Bucknell	W	4-3
*Richmond	W	2-0
*Richmond	W	2-1
Old Dominion	L	0-1
Old Dominion	W	2-1
*George Washington	L	2-12
*George Washington	L	1-3
*William & Mary	L	0-2
*William & Mary	L	6-7
*William & Mary	L	1-4
*William & Mary	W	3-1
*The Citadel	L	2-3 (11)
A19 *at East Carolina	L	0-7
Virginia	L	1-5
Virginia Tech	L	0-2
*Furman	L	1-4
Virginia Tech	L	0-3
*George Washington	L	1-2
*George Washington	W	4-3

1971

5-24, 1-15 SoCon

Coach: Tom Sawyer

M20	St. Francis (N.Y.)	W	7-5
M21	Long Island	L	1-7
M21	Long Island	L	5-7
M25	at Washington & Lee	W	10-2
M29	*at Furman	L	1-2
M29	*at Furman	L	2-4
M30	*at Davidson	L	0-1
M30	*at Davidson	L	0-3
A1	Virginia Tech	L	2-13
A4	*East Carolina	L	2-8
A4	*East Carolina	L	1-8
A8	Southern Connecticut State	L	0-3
A10	*William & Mary	L	1-6
A10	*William & Mary	W	1-0
A12	*The Citadel	L	2-6
A12	*The Citadel	L	0-2
A15	at Western Carolina	L	3-4 (10)
A17	at Appalachian State	W	3-0
A17	at Appalachian State	L	2-3
A18	George Washington	L	4-16
A20	*Richmond	L	0-6
A20	*Richmond	L	5-7
A24	*at William & Mary	L	1-2
A24	*at William & Mary	L	3-9
A26	at Virginia	L	2-9
A29	*at Richmond	L	0-6
A29	*at Richmond	L	3-9
A30	Old Dominion	L	3-9
A30	Old Dominion	W	3-1

1972

6-19, 1-13 SoCon

Coach: Phil Tucker

M25	at James Madison	W	2-1
M28	Bethany	W	2-0
A3	at Virginia Tech	L	0-4
A5	Southern Connecticut State	L	6-15
A9	*Davidson	W	3-0
A10	*at William & Mary	L	1-12
A10	*at William & Mary	L	4-5
A15	*Furman	L	1-5
A16	*Furman	L	1-3
A17	*William & Mary	W	2-1
A17	*William & Mary	L	2-3
A19	*at The Citadel	L	2-3
A19	*at The Citadel	W	3-2
A21	*at East Carolina	L	0-14
A21	*at East Carolina	L	0-5
A23	*East Carolina	L	2-3
A25	Virginia	L	4-9
A26	Appalachian State	L	0-7
A26	Appalachian State	W	3-2
A29	*at Richmond	L	4-7
A29	*at Richmond	L	3-4
M2	*Richmond	L	5-13
M2	*Richmond	L	3-7
M7	Virginia Tech	L	0-2
M7	Washington & Lee	L	1-2

1973

3-14, 0-11 SoCon

Coach: Phil Tucker

M24	James Madison	L	0-3
M24	James Madison	W	9-4
	*at Furman	L	0-3
	*at Furman	L	0-7
A7	*at The Citadel	L	1-7
	*Appalachian State	L	0-3
A16	*at Richmond	L	6-7
A19	at Virginia Commonwealth	W	11-2
A21	*Richmond	L	2-14
A23	*at Appalachian State	L	0-5
A30	*William & Mary	L	0-3

A30	*William & Mary	L	0-6
	*East Carolina	L	4-5
	*East Carolina	L	7-11
	Virginia Tech	L	2-7
	Virginia	L	1-11
	Washington & Lee	W	8-3

1974

6-14, 5-9 SoCon

Coach: Donny White

M23	*at Davidson	W	3-2
M23	*at Davidson	L	1-9
M26	at James Madison	L	0-5
M26	at James Madison	L	3-5
M30	*at The Citadel	L	1-2
M30	*at The Citadel	L	2-6
A1	*at Appalachian State	L	0-3
A1	*at Appalachian State	L	7-19
A2	at Virginia Tech	L	
A4	*at Richmond	L	0-2
A8	*at Richmond	L	4-5
A9	*William & Mary	W	5-4
A11	Virginia	L	4-6 (12)
A15	*Furman	W	3-2
A15	*Furman	W	3-2
A16	Washington & Lee	W	6-3
A18	*William & Mary	W	4-3
A26	Virginia Tech	L	1-8
A27	*East Carolina	L	1-7
A27	*East Carolina	L	2-8

1975

2-18, 1-13 SoCon

Home: 1-9 Away: 1-9 Neutral: 0-0

Coach: Jerry Roane

M25	Oneonta State	L	1-10
M26	Washington & Lee	W	6-4
M27	at Virginia Tech	L	5-10
M29	*at East Carolina	L	0-3
M29	*at East Carolina	L	3-13
M31	*Appalachian State	L	1-4
A3	*at Richmond	L	2-5
A6	Virginia Tech	L	2-12
A7	at Virginia	L	1-11
A9	*at Furman	L	2-9
A9	*at Furman	L	7-10
A14	*at Appalachian State	L	4-7
A16	*at William & Mary	W	5-4
A16	*at William & Mary	L	2-8
A21	*The Citadel	L	1-5
A21	*The Citadel	L	5-6
A24	*Richmond	L	2-7
A26	*Davidson	L	4-5
A26	*Davidson	L	0-7
A30	James Madison	L	1-4

1976

6-23, 2-12 SoCon

Coach: Jerry Roane

M13	Connecticut	L	0-2
M13	Connecticut	L	1-6
M21	Massachusetts-Dartmouth	L	2-8
M21	Massachusetts-Dartmouth	L	2-7
M21	Massachusetts-Dartmouth	W	3-2
M24	Oneonta State	W	3-2
M25	Washington & Lee	W	11-0
M27	*Davidson	W	5-3
M27	*Davidson	L	4-5
M29	*William & Mary	L	3-4
A1	James Madison	W	9-7
A1	James Madison	L	0-15
A3	Virginia Tech	L	12-19
A5	*Furman	L	0-4
A5	*Furman	L	3-4
A7	*Richmond	L	4-17
A8	Virginia	L	6-8
A10	*The Citadel	W	6-3

A10	*The Citadel	L	4-9
A14	*at Appalachian State	L	1-13
A17	Old Dominion	L	2-4
A19	*Appalachian State	L	2-9
A20	Washington & Lee	L	7-12
A21	*at Richmond	L	3-9
A24	*East Carolina	L	1-11
A24	*East Carolina	L	0-11
A25	Virginia Tech	L	4-17
A27	*William & Mary	L	2-11
A30	Liberty	L	6-15

1977

5-19, 2-12 SoCon

Home: 4-7 Away: 1-12 Neutral: 0-0

Coach: Vern Beitzel

M24	at Virginia Tech	L	7-12
M26	*at East Carolina	L	0-8
M26	*at East Carolina	L	0-3
M27	*at William & Mary	L	0-3
M27	*at William & Mary	L	2-14
M31	at Virginia	L	1-16
A2	*Appalachian State	L	3-11
A2	*Appalachian State	W	12-10
A9	Liberty	W	8-7
A9	Liberty	W	12-1
A12	Virginia Tech	L	4-8
A15	at Richmond	L	5-6
A15	at Richmond	L	1-2
A16	*Davidson	L	1-12
A16	*Davidson	L	10-11 (13)
A18	Old Dominion	W	7-6
A21	James Madison	L	3-22
A23	*at Furman	L	1-9
A23	*at Furman	W	4-2
A25	*Western Carolina	L	12-20
A25	*Western Carolina	L	9-18
A28	at Lynchburg	L	3-5
A30	*at Marshall	L	1-2
A30	*at Marshall	L	7-8 (9)

I-Game Played at Covington, Va.

1978

2-27, 0-14 SoCon

Home: 1-11 Away: 1-16 Neutral: 0-0

Coach: Vern Beitzel

M18	*at Davidson	L	3-6
M18	*at Davidson	L	4-12
M20	*at The Citadel	L	0-1
M20	*at The Citadel	L	1-12
M22	at North Carolina Wesleyan	W	17-13
M24	at Old Dominion	L	0-7
M24	at Old Dominion	L	2-10
M31	Virginia	L	1-6
A1	*Furman	L	3-13
A1	*Furman	L	0-6
A4	James Madison	L	0-23
A8	*at Appalachian State	L	5-9
A8	*at Appalachian State	L	0-16
A10	*at Western Carolina	L	0-9
A10	*at Western Carolina	L	4-13
A12	Richmond	L	0-8
A14	Old Dominion	L	9-13
A15	*Tennessee-Chattanooga	L	6-7
A15	*Tennessee-Chattanooga	L	2-4
A18	at Richmond	L	5-13
A22	*Marshall	L	2-17
A22	*Marshall	L	5-9
	at James Madison	L	0-23
A30	Washington & Lee	L	2-3
A30	Washington & Lee	W	3-2
M1	at Liberty	L	1-5
M1	at Liberty	L	5-10
M5	at Virginia Tech	L	0-4
M5	at Virginia Tech	L	1-12



All-Time Results

1979

6-25, 0-15 SoCon

Home: 5-12 Away: 1-13 Neutral: 0-0

Coach: Vern Beitzel

M17	*at Tennessee-Chattanooga	L	0-4
M17	*at Tennessee-Chattanooga	L	5-9
M19	*at Furman	L	0-18
M19	*at Furman	L	3-9
M21	William & Mary	W	6-4
M24	*Appalachian State	L	1-7
M24	*Appalachian State	L	1-5
M29	*The Citadel	L	0-10
M29	*The Citadel	L	2-3
A2	James Madison	L	3-11
A6	at Richmond	L	3-5
A6	at Richmond	L	1-2
A7	Virginia Tech	L	0-9
A10	Old Dominion	W	5-4
A10	Old Dominion	L	1-10
A13	*at East Tenn. State	L	1-11
A13	*at East Tenn. State	L	2-9
A15	*at Marshall	L	5-6
A15	*at Marshall	L	1-8
A18	at Virginia Commonwealth	L	2-5
A18	at Virginia Commonwealth	L	3-4
A22	Longwood	W	6-1
A22	Longwood	L	4-7
A23	*Western Carolina	L	3-7
A25	at James Madison	L	3-14
A28	*Davidson	L	2-3
A28	*Davidson	L	1-2
	at Virginia	W	2-1 (10)
M1	Liberty	L	0-9
M2	Washington & Lee	W	3-2
M2	Washington & Lee	W	6-3

1980

4-22, 0-12 SoCon

Home: 0-10 Away: 4-12 Neutral: 0-0

Coach: Vern Beitzel

M16	Richmond	L	10-13
M17	Massachusetts	L	1-15
M19	at James Madison	L	0-6
M20	Davis & Elkins	L	0-17
M31	*at Davidson	L	3-6
M31	*at Davidson	L	1-6
A2	*at The Citadel	L	0-11
A2	*at The Citadel	L	1-3
A10	Virginia	L	0-7
A10	Virginia	L	2-5
A12	*East Tenn. State	L	4-10
A12	*East Tenn. State	L	0-4
A16	at Old Dominion	L	3-15
A17	at William & Mary	W	7-5
A21	*at Appalachian State	L	5-12
A21	*at Appalachian State	L	3-6
A23	*at Western Carolina	L	3-4
A23	*at Western Carolina	L	7-13
A25	James Madison	L	4-21
A26	at Virginia Tech	L	2-8
A28	*Marshall	L	0-9
A28	*Marshall	L	1-7
A30	at Longwood	W	9-7
A30	at Longwood	L	4-10
M3	at Washington & Lee	W	12-5
M3	at Washington & Lee	W	2-0

1981

3-37, 0-16 SoCon

Home: 3-22 Away: 0-15 Neutral: 0-0

Coach: Jim Rowsey

M16	Davis & Elkins	L	1-21
M16	Davis & Elkins	L	2-8
M17	at James Madison	L	2-30
M20	California (Pa.)	W	12-7
M21	*Davidson	L	2-11
M21	*Davidson	L	2-13

M25	Richmond	L	4-7
M25	Richmond	L	0-14
M26	Lock Haven	L	6-20
M28	*at Tennessee-Chattanooga	L	1-12
M28	*at Tennessee-Chattanooga	L	1-22
M31	*at Furman	L	1-4
M31	*at Furman	L	2-5
A4	*The Citadel	L	1-7
A4	*The Citadel	L	3-17
A6	*Appalachian State	L	0-20
A6	*Appalachian State	L	3-10
A8	Virginia Tech	L	0-14
A9	Longwood	L	4-15
A13	*Western Carolina	L	3-6
A13	*Western Carolina	L	3-15
A15	at North Carolina Wesleyan	L	1-16
A16	at East Carolina	L	3-14
A16	at East Carolina	L	3-6
A21	*at East Tenn. State	L	1-12
A21	*at East Tenn. State	L	5-14
A22	at Virginia Tech	L	1-13
A24	James Madison	L	2-10
A25	William & Mary	L	4-5
A25	William & Mary	L	1-6
A28	Virginia Commonwealth	L	3-17
A28	Virginia Commonwealth	L	10-14
A29	*at Marshall	L	2-17
A29	*at Marshall	L	2-17
M1	Old Dominion	L	4-27
M1	Old Dominion	L	0-18
M2	Washington & Lee	W	8-7 (9)
M2	Washington & Lee	W	11-10
M4	at Virginia	L	3-13
M4	at Virginia	L	2-8

1982

11-29, 6-10 SoCon

Home: 7-14 Away: 4-15 Neutral: 0-0

Coach: Donny White

M9	*at Davidson	W	7-6
M9	*at Davidson	L	5-7
M10	at Jacksonville	L	9-2
M11	at Rollins	L	0-8
M11	at Rollins	L	6-9
M13	at Flagler	L	3-6
M13	at Flagler	L	1-2
M18	at Washington & Lee	L	5-7
M19	at James Madison	L	1-7
M23	*Marshall	L	1-5
M23	*Marshall	W	14-3
M25	Lock Haven	W	12-8
M26	Duke	L	0-10
M29	*at The Citadel	L	2-11
M29	*at The Citadel	L	0-8
M31	at Virginia Commonwealth	L	8-9 (8)
M31	at Virginia Commonwealth	L	3-9
A4	*Tennessee-Chattanooga	L	2-4 (10)
A4	*Tennessee-Chattanooga	L	4-5
A5	James Madison	L	7-12
A7	Virginia Tech	L	6-11
A7	Virginia Tech	L	4-12
A10	Old Dominion	L	5-6
A10	Old Dominion	L	5-13
A12	*East Tenn. State	L	2-12
A12	*East Tenn. State	L	4-7
A14	Lynchburg	W	7-6
A18	*at Western Carolina	L	4-18
A18	*at Western Carolina	L	2-7
A19	*at Appalachian State	W	5-0
A19	*at Appalachian State	W	3-1
A21	at Lynchburg	L	4-5 (12)
A24	*Furman	W	15-10
A24	*Furman	W	10-5
A28	at Bridgewater	W	12-7
A29	Virginia	W	8-1
A29	Virginia	L	1-4
M1	George Mason	L	6-14
M1	George Mason	L	11-14 (10)

M3 Washington & Lee W 10-6

!-Game Played at Parker Field, Richmond, Va.

1983

11-25, 5-9 SoCon

Home: 6-10 Away: 5-12 Neutral: 0-3

Coach: Donny White

M8	\$at Rollins	L	4-6
M9	\$at Rollins	L	2-7
M10	\$vs. Vanderbilt	L	4-6
M11	\$at Rollins	L	1-7
M12	lvs. Yale	L	5-8
M12	lvs. Yale	L	9-10
M17	Washington & Lee	W	16-0
M23	Virginia Commonwealth	L	3-7
M24	at Virginia	L	3-11
M28	*at Furman	W	13-8
M28	*at Furman	L	0-3
M29	Lock Haven	W	4-3
M30	Mercyhurst	W	11-5
A3	*at East Tenn. State	L	2-17
A3	*at East Tenn. State	L	4-11
A4	*at Marshall	W	1-0
A4	*at Marshall	W	6-3
A6	James Madison	L	4-6
A12	William & Mary	W	10-3
A12	William & Mary	L	4-8
A17	*Davidson	L	4-7
A17	*Davidson	W	4-0
A18	*Western Carolina	L	1-4
A18	*Western Carolina	W	4-3 (8)
A20	Lynchburg	L	10-13 (10)
A21	at James Madison	L	2-12
A25	*The Citadel	L	0-5
A25	*The Citadel	L	4-6
A26	*Appalachian State	L	2-3
A26	*Appalachian State	L	2-6
A27	at Lynchburg	L	11-18
A30	at George Mason	W	5-4
A30	at George Mason	L	5-8
M2	at Virginia Tech	L	9-10
M2	at Virginia Tech	L	4-5
M3	at Washington & Lee	W	7-4

\$-Game Played at Winter Park, Fla.-Rollins College Tournament

!-Game Played at Ormond Beach, Fla.

1984

16-18, 6-7 SoCon

Home: 8-6 Away: 8-9 Neutral: 0-3

Coach: Donny White

M8	at Washington & Lee	W	8-4 (6)
M10	California (Pa.)	W	8-0
M12	at Georgia Southern	W	7-6
M14	at Armstrong Atlantic	W	2-0
M14	at Armstrong Atlantic	L	11-3
M15	lvs. Lehigh	L	5-13
M17	*at East Tenn. State	L	1-3
M17	*at East Tenn. State	W	6-4
M23	at James Madison	L	2-12
M24	*Marshall	L	2-3
M24	*Marshall	L	6-12
M27	Bluefield	W	6-3
M27	Bluefield	W	14-0
M31	*at Marshall	W	3-2
M31	*at Marshall	W	12-6
A1	*at Marshall	L	3-14
A3	Virginia	L	4-11
A6	James Madison	W	4-1
A7	*East Tenn. State	W	5-2
A9	*East Tenn. State	W	9-4
A10	*East Tenn. State	W	7-6
A12	at Richmond	W	8-1
A14	at Lynchburg	W	11-3
A16	*Appalachian State	L	1-10
A18	at Old Dominion	L	2-13
A19	at William & Mary	L	3-7

A19	at William & Mary	L	1-2
A21	*at Appalachian State	L	1-11
A21	*at Appalachian State	L	7-15
A25	Lynchburg	W	9-1
Southern Conference Tournament			
(Cullowhee, N.C.)			
A28	vs. Western Carolina	L	5-10
A28	vs. The Citadel	L	7-12
M1	Virginia Tech	L	4-6
M1	Virginia Tech	L	4-13

I-Game Played at Statesboro, Ga.

1985

16-24, 8-10 SoCon

Home: 10-10 Away: 5-9 Neutral: 1-5

Coach: Donny White

M1	*at East Tenn. State	W	12-5
M2	*at East Tenn. State	L	2-3
M2	*at East Tenn. State	W	8-2
M6	Virginia	L	1-5
M11	\$vs. Tulane	L	6-7
M12	\$vs. Central Michigan	L	3-6
M13	\$vs. Rollins	W	8-7
M14	\$vs. Tulane	L	3-9
M15	\$vs. Central Michigan	L	10-15
M16	\$vs. Rollins	L	7-15
M20	at James Madison	L	4-9
M23	*at Marshall	L	5-10
M23	*at Marshall	W	9-4
M24	*at Marshall	W	5-4
M26	Virginia Commonwealth	W	6-4
M28	at Washington & Lee	W	10-1
M30	*Marshall	L	1-4
M30	*Marshall	W	10-7
M31	*Marshall	L	5-12
A3	James Madison	L	5-6
A4	Shenandoah	W	21-9
A5	*East Tenn. State	L	10-14
A5	*East Tenn. State	W	9-1
A6	*East Tenn. State	W	12-5
A9	William & Mary	W	15-6
A9	William & Mary	L	5-8 (10)
A10	Lynchburg	W	10-4
A13	*at Appalachian State	L	6-8
A13	*at Appalachian State	L	3-13
A14	*at Appalachian State	L	3-26
A17	at Virginia Tech	L	3-13
A19	*Appalachian State	L	5-18
A20	*Appalachian State	W	8-3
A20	*Appalachian State	L	6-18
A24	at Lynchburg	L	2-5
A30	at Virginia	L	5-8
M3	Virginia Tech	L	3-16
M5	Richmond	L	3-11
M5	Richmond	W	7-0
M6	Washington & Lee	W	10-9

I-Game Played at Melbourne, Fla.

\$-Game Played at Madison, Va.

1987

16-16-1, 8-4 SoCon-SoCon Tournament Finalists

Home: 5-4 Away: 9-10-1 Neutral: 2-2

Coach: Donny White

M5	at Duke	L	2-8
M6	*at East Tenn. State	W	12-8
M6	*at East Tenn. State	W	21-4
M7	*at East Tenn. State	W	15-5
M10	at Florida Tech	T	10-10
M11	at Florida Tech	L	1-7
M12	at Florida Tech	L	1-14
M13	at Florida Tech	L	6-7
M18	at James Madison	L	2-5
M21	*at Marshall	W	6-5
M21	*at Marshall	W	7-6
M22	*at Marshall	W	17-9
M24	at Virginia	L	0-8
M28	*at Appalachian State	L	1-6
M28	*at Appalachian State	W	6-1
M29	*at Appalachian State	L	4-6
A2	!Radford	W	8-1
A2	!Radford	W	10-3
A7	at William & Mary	L	2-3
A7	at William & Mary	W	6-4
A8	!Longwood	L	7-8
A11	*\$Marshall	W	4-3
A11	*\$Marshall	L	2-5
A12	*\$Marshall	L	4-8
A14	at Ferrum	L	3-5
A20	\$Lynchburg	W	25-9
A22	\$James Madison	L	4-11

Southern Conference Tournament (Asheville, N.C.)

A24	vs. Western Carolina	L	4-16
A25	vs. Davidson	W	15-7
A25	vs. Appalachian State	W	10-9
A26	vs. Western Carolina	L	4-9
A30	at Virginia Tech	W	13-12
M1	!Washington & Lee	W	12-4

I-Game Played at Washington & Lee

\$-Game Played in Salem, Va.

&-Game Played at James Madison University

1988

20-20, 11-7 SoCon-North Division Champions

Home: 10-5 Away: 7-8 Neutral: 3-7

Coach: Paul Maini

F28	!Mary Washington	W	9-2
M3	at Duke	L	5-7
M7	\$vs. Maine	L	9-11 (10)

M8	\$vs. Wake Forest	L	0-10
M9	\$vs. Rollins	W	5-4
M10	\$vs. Maine	L	1-6
M10	\$vs. Villanova	W	16-4
M11	\$vs. Wake Forest	L	5-6 (10)
M12	\$vs. Rollins	W	5-1
M16	at James Madison	L	3-23
M19	*Marshall	W	25-6
M19	*Marshall	L	7-15
M20	*Marshall	L	7-21
M22	at James Madison	L	0-18
M23	at Radford	W	11-4
M26	*Appalachian State	L	1-7 (5)
M27	*Appalachian State	W	8-4
M28	!\$Appalachian State	W	6-4
M29	West Chester	L	3-4
M30	Bucknell	W	6-4
A2	*at East Tenn. State	L	3-7
A2	*at East Tenn. State	W	1-0
A3	*at East Tenn. State	W	5-3
A5	Virginia	L	5-11
A6	Richmond	W	7-6
A9	*at Marshall	L	8-9 (10)
A10	*at Marshall	W	8-2
A10	*at Marshall	W	9-7
A14	Longwood	W	11-8
A16	*at Appalachian State	W	12-5
A16	*at Appalachian State	L	8-9
A17	*at Appalachian State	L	7-8
A20	at Lynchburg	L	3-11
A21	at Richmond	L	3-8
A23	*East Tenn. State	W	7-2
A23	*East Tenn. State	W	7-1
A24	*East Tenn. State	W	20-3
A26	at Virginia	W	5-3

Southern Conference Tournament (Asheville, N.C.)

A29	vs. The Citadel	L	8-9
A30	vs. Appalachian State	L	4-11

I-Game Played at Washington & Lee

\$-Game Played at Winter Park, Fla.-Rollins

College Tournament

1989

16-23, 8-7 SoCon

Home: 10-6 Away: 6-15 Neutral: 0-2

Coach: Paul Maini

M2	at Duke	L	4-5
M4	at Virginia Commonwealth	L	3-4 (10)
M9	at Bridgewater	L	6-7
M10	at Liberty	W	5-3
M11	*at East Tenn. State	W	10-3
M11	*at East Tenn. State	W	13-1
M12	*at East Tenn. State	L	1-5
M14	at Old Dominion	L	4-9
M16	at Richmond	W	5-3
M19	Utica	W	7-6
M22	Oneonta State	W	8-6
M22	Richmond	L	6-10
M25	*Marshall	L	5-11
M25	*Marshall	W	8-3
M27	Bucknell	W	3-2
M28	at Virginia	L	13-14 (10)
M29	Clarkson	W	9-3
M30	at James Madison	L	6-10
A1	*at Western Carolina	W	10-3
A1	*at Western Carolina	L	4-7
A2	*at Western Carolina	L	2-3
A3	at Radford	L	4-26
A6	James Madison	W	8-7
A9	*Appalachian State	L	3-8
A9	*Appalachian State	L	7-10
A10	at Liberty	L	5-6
A11	at Virginia Tech	L	8-20
A12	Radford	L	7-14
A14	at Wake Forest	L	5-6
A16	*at Furman	W	8-5



All-Time Results

A16	*at Furman	L	6-7
A17	Virginia	L	8-14
A19	Shenandoah	W	9-4
A20	at Ferrum	L	0-9(Forf.)
A22	*The Citadel	W	13-2
A22	*The Citadel	W	6-4
A23	*The Citadel	W	5-4
Southern Conference Tournament			
(Asheville, N.C.)			
A27	The Citadel	L	11-17
A28	Furman	L	5-7

1990

12-26, 6-8 SoCon

Home: 7-8 Away: 5-16 Neutral: 0-2

Cochair: Paul Maini

F17	at Mary Washington	W	3-1
F23	at Florida State	L	1-17
F24	at Florida State	L	2-3
F25	at Florida State	L	0-8
M3	George Mason	W	9-3
M3	George Mason	W	10-2
M6	at Virginia	W	5-4
M7	at Virginia Tech	L	2-9
M9	Holy Cross	L	11-25 (8)
M11	at Columbus State	L	4-6
M12	at Columbus State	L	2-10
M13	at Columbus State	L	4-9
M14	at West Georgia	L	2-13
M15	at Auburn	L	1-11
M17	*at Marshall	L	10-16
M18	*at Marshall	W	7-0
M18	*at Marshall	L	5-6
M21	at James Madison	L	1-10
M22	Bridgewater	L	8-9
M25	*Western Carolina	L	5-8
M25	*Western Carolina	L	0-4
M26	Bucknell	W	8-7
M31	*at Appalachian State	L	9-14
A1	*at Appalachian State	W	6-2
A1	*at Appalachian State	W	8-2
A4	at Richmond	L	2-5
A5	Oneonta State	W	7-5
A8	*Furman	W	4-3
A8	*Furman	L	3-13 (8)
A11	James Madison	L	1-10
A13	*at The Citadel	L	3-8
A17	at Liberty	L	8-12
A19	Richmond	L	0-5
A21	*East Tenn. State	W	9-2
A21	*East Tenn. State	L	1-10
A22	*East Tenn. State	W	6-5

Southern Conference Tour. (Charleston, S.C.)

A26	%Appalachian State	L	2-9
A27	%Furman	L	9-10 (10)

1991

2-35-1, 1-15 SoCon

Home: 1-14-1 Away: 1-19 Neutral: 0-2

Cochair: Paul Maini

F27	at William & Mary	L	0-4
M1	Bucknell	L	8-12 (8)
M2	Virginia Commonwealth	L	3-11
M6	Radford	T	11-11 (8)
M7	at Virginia	L	5-16
M9	*Marshall	L	1-11
M9	*Marshall	L	2-10
M10	*Marshall	L	0-16
M16	*at Western Carolina	L	2-14
M16	*at Western Carolina	L	1-20
M17	*at Western Carolina	L	2-21
M19	at James Madison	L	0-22
M20	at Richmond	L	8-17
M21	at Bridgewater	L	3-11
M24	*Appalachian State	L	2-17
M24	*Appalachian State	L	6-7
M25	West Chester	W	12-4
M27	at George Mason	L	4-9

M30	*at Furman	L	3-5
M30	*at Furman	L	6-8
A4	at Liberty	L	2-8
A6	*The Citadel	L	1-5
A6	*The Citadel	L	0-9
A7	*The Citadel	L	3-8
A9	James Madison	L	2-19
A10	at Radford	L	8-9
A11	Liberty	L	4-14
A13	*at East Tenn. State	L	3-4
A13	*at East Tenn. State	L	4-10
A14	*at East Tenn. State	W	4-3
A16	Virginia Tech	L	3-12
A17	Richmond	L	4-8
A20	at Wake Forest	L	3-10
A20	at Wake Forest	L	4-8
A21	at Wake Forest	L	2-12
A23	at Virginia Tech	L	1-16

Southern Conference Tournament (Charleston, S.C.)

A25	vs. Western Carolina	L	2-18
A26	vs. Furman	L	3-8

1992

11-39, 4-15 SoCon

Home: 6-15 Away: 4-22 Neutral: 1-2

Cochair: Chris Finwood

F14	at Florida State	L	4-10
F15	at Florida State	L	0-20
F16	at Florida State	L	4-5 (10)
F21	Shenandoah	W	7-2
F22	Virginia	L	5-14
F28	Bucknell	L	4-15
F29	at Mary Washington	W	11-6
M1	at George Mason	L	3-6
M2	at Virginia Tech	L	5-16
M5	Holy Cross	W	21-0
M7	*Western Carolina	L	4-7 (7)
M8	*Western Carolina	L	3-8
M8	*Western Carolina	W	6-5
M10	at Old Dominion	L	3-12 (9)
M10	at Old Dominion	L	0-15
M11	at Virginia Wesleyan	W	13-4 (8)
M12	C.W. Post	L	4-12
M14	*at Appalachian State	L	0-2
M14	*at Appalachian State	L	5-6
M15	*at Appalachian State	W	12-8
M17	James Madison	L	5-8
M19	Bridgewater	L	1-10
M21	*Furman	L	3-17
M21	*Furman	L	3-11
M22	*Furman	L	4-7
M24	at Liberty	L	11-12 (10)
M25	Richmond	L	2-16
M26	at Radford	L	2-5
M28	*at The Citadel	L	1-4
M28	*at The Citadel	L	3-5
M29	*at The Citadel	L	0-9
M31	Liberty	W	7-6 (10)
A1	Radford	W	7-6
A2	Virginia Commonwealth	L	2-9
A5	*at East Tenn. State	W	10-8
A5	*at East Tenn. State	L	2-5
A7	at Virginia Commonwealth	L	2-9
A9	at James Madison	L	6-10
A11	*Georgia Southern	W	5-3
A11	*Georgia Southern	L	3-4
A12	*Georgia Southern	L	2-11
A13	at Virginia	L	1-12
A15	at Richmond	L	1-14
A18	*at Marshall	L	1-5
A18	*at Marshall	L	4-6

Southern Conference Tournament (Charleston, S.C.)

A23	vs. Western Carolina	L	2-3
A24	vs. Furman	W	5-3
A25	vs. East Tenn. State	L	3-20
A29	George Mason	L	1-8

M2	at UNC Greensboro	L	5-6
----	-------------------	---	-----

I-Game Played in Lenoir, N.C.

1993

20-29, 5-15 SoCon

Home: 15-13 Away: 2-13 Neutral: 3-3

Cochair: Chris Finwood

F14	at North Carolina A&T	W	8-4
F20	at Duke	W	8-3
F23	at Virginia	L	3-6
F24	Shenandoah	W	11-1
F28	*at Davidson	L	3-8
F28	*at Davidson	L	0-4
M2	at Washington & Lee	W	4-2
M5	Bucknell	W	5-4
M6	*East Tenn. State	L	5-6 (9)
M6	*East Tenn. State	L	2-6
M7	*East Tenn. State	W	6-4
M9	Juniata	W	9-1
M11	at Bridgewater	L	3-5
M15	at N.C. State	L	1-11
M16	&vs. UNC Greensboro	L	4-6
M21	*Georgia Southern	L	6-8
M21	*Georgia Southern	W	8-6
M22	*Georgia Southern	L	6-10
M24	at Richmond	L	2-8
M25	Howard	W	11-2
M27	*at Marshall	L	0-7
M28	*at Marshall	L	2-3
M28	*at Marshall	L	5-12
M31	Mary Washington	L	1-5 (7)
A1	at James Madison	L	2-4 (7)
A3	UNC Greensboro	W	12-5
A4	UNC Greensboro	W	4-3
A4	UNC Greensboro	W	6-3
A7	Old Dominion	L	3-6
A10	*Western Carolina	W	4-3
A10	*Western Carolina	W	7-1
A11	*Western Carolina	L	1-13
A13	William & Mary	W	5-1
A13	William & Mary	L	5-6 (11)
A14	Richmond	L	2-5
A17	*Appalachian State	W	5-1
A17	*Appalachian State	L	1-2
A18	*Appalachian State	L	3-10
A19	Radford	W	8-4
A20	Virginia Commonwealth	L	11-14
A22	Virginia Tech	L	0-6
A24	*at The Citadel	L	2-3
A24	*at The Citadel	L	0-2
A25	*at The Citadel	L	2-3

Southern Conference Tournament (Charleston, S.C.)

A29	vs. Georgia Southern	W	8-0
A30	vs. Davidson	W	15-5
M1	vs. Western Carolina	W	8-4

SoCon Championship Series (Charleston, S.C.)

M2	vs. Western Carolina	L	5-12
M2	vs. Western Carolina	L	1-5

&-Game Played in Raleigh, N.C.

I-Game Played in Boyd Co., Ky.

1994

21-29, 10-13 SoCon

Home: 15-6 Away: 4-20 Neutral: 2-3

Cochair: Chris Finwood

F14	at Duke	W	2-1
F17	at UNC Greensboro	L	1-9
F20	Georgetown	W	10-9
F25	Virginia Commonwealth	L	7-9
F26	*Davidson	W	4-0
F26	*Davidson	L	6-9
F27	*Davidson	W	7-6
M5	*at East Tenn. State	W	8-1
M5	*at East Tenn. State	L	2-11
M6	*at East Tenn. State	L	5-14
M11	Davis & Elkins	W	4-0
M12	*Furman	W	8-5

M13	*Furman	W	6-4 (10)
M14	at Virginia Wesleyan	L	4-14
M15	at Old Dominion	L	5-17
M16	at William & Mary	L	3-4 (10)
M17	at Wake Forest	L	8-9
M19	*at Georgia Southern	L	0-4
M19	*at Georgia Southern	L	1-10
M20	*at Georgia Southern	L	0-4
M22	Radford	W	10-1
M23	at James Madison	L	2-17
M25	North Carolina A&T	W	14-4
M26	*Marshall	L	1-8
M26	*Marshall	W	7-1
M30	at Richmond	L	2-6
A4	Liberty	L	7-13
A7	at George Mason	L	4-6
A9	*at Western Carolina	L	3-9
A9	*at Western Carolina	L	1-5
A10	*at Western Carolina	W	3-1
A12	lvs. James Madison	L	7-13
A14	Virginia	W	12-3
A16	*at Appalachian State	L	2-13
A16	*at Appalachian State	L	1-8
A17	*at Appalachian State	W	11-6
A20	at Virginia Commonwealth	L	1-6
A21	at Liberty	L	2-9
A22	Howard	W	11-1
A22	Howard	W	16-4
A23	*The Citadel	L	7-8
A23	*The Citadel	W	8-6
A24	*The Citadel	L	2-6
A25	at Radford	L	4-12
A26	Washington & Lee	W	9-4

Southern Conference Tournament (Charleston, S.C.)

A28	%vs. Georgia Southern	W	6-4
A29	%vs. Marshall	W	6-4
A30	%vs. The Citadel	L	3-4
M1	%vs. Western Carolina	L	1-7

I-Game Played in Staunton, Va.

1995

19-28, 10-14 SoCon

Home: 10-12 Away: 8-10 Neutral: 1-5

Coach: Scott Gines

F10	#vs. South Carolina	L	2-6
F12	#vs. Tennessee	L	4-11
F21	at Virginia Commonwealth	L	6-7 (11)
F24	Bucknell	W	8-7
F25	*East Tenn. State	L	3-5 (15)
F26	*East Tenn. State	W	9-8
F26	*East Tenn. State	W	16-6
F28	at Virginia	L	1-5
M4	*at Furman	L	7-10 (11)
M5	*at Furman	L	6-7
M5	*at Furman	W	7-3
M7	William & Mary	L	2-4
M10	Juniata	W	15-1
M11	*Georgia Southern	L	6-8
M11	*Georgia Southern	L	4-6
M12	*Georgia Southern	L	3-11
M14	at Campbell	L	3-6
M16	at William & Mary	W	8-7
M18	*at Marshall	L	3-7
M18	*at Marshall	W	7-6
M19	*at Marshall	W	6-4
M21	James Madison	L	5-7
M24	West Chester	W	13-5
M25	West Chester	L	2-6
M25	West Chester	W	9-3
M28	at Liberty	W	8-6
A1	*Western Carolina	L	0-1
A1	*Western Carolina	W	2-1
A2	*Western Carolina	L	2-7
A4	Virginia Commonwealth	L	11-13
A5	at Richmond	L	4-7
A6	at James Madison	L	2-9
A8	*Appalachian State	W	12-7

A8	*Appalachian State	W	9-6
A9	*Appalachian State	L	9-11
A13	Virginia	W	6-4
A15	*at The Citadel	L	2-3
A15	*at The Citadel	L	4-7
A16	*at The Citadel	L	1-3
A18	Virginia Tech	L	1-5
A22	*at Davidson	L	10-12
A22	*at Davidson	W	4-1
A23	*at Davidson	W	2-1
A25	Washington & Lee	W	6-1

Southern Conference Tour. (Charleston, S.C.)

A27	vs. Georgia Southern	L	3-4
A28	vs. Appalachian State	W	13-4
A29	vs. East Tenn. State	L	4-8

#-Denotes Game Played at Southern Challenge-Charleston, S.C.

1996

17-29, 7-16 SoCon

Home: 11-6 Away: 3-16 Neutral: 3-7

Coach: Scott Gines

F9	lvs. Old Dominion	L	7-13
F10	lvs. N.C. State	L	3-11
F11	lvs. UNC Greensboro	L	5-6
F17	at Auburn	L	0-14
F17	at Auburn	L	0-6
F18	at Auburn	L	3-14
F25	*Furman	L	3-6
F25	*Furman	L	1-7
F26	*Furman	L	0-2 (5)
M2	*at Georgia Southern	L	6-14
M2	*at Georgia Southern	L	6-16
M3	*at Georgia Southern	L	5-14
M7	Saint Rose	W	12-4
M9	at Elizabethtown	L	0-1
M13	*Marshall	W	5-3
M13	*Marshall	W	6-4
M14	*Marshall	W	9-8
M16	Youngstown State	L	3-10
M18	Youngstown State	L	7-12
M18	Youngstown State	W	7-6
M20	Hartford	W	6-2
M20	Hartford	W	3-2
M23	*at Western Carolina	L	6-8
M23	*at Western Carolina	L	1-3
M24	*at Western Carolina	L	5-13
M27	at William & Mary	L	9-10
M27	at William & Mary	W	2-1
M30	*at Appalachian State	L	11-12 (10)
M30	*at Appalachian State	L	4-6
M31	*at Appalachian State	L	1-7
A3	William & Mary	W	8-4
A3	William & Mary	W	8-3
A6	*The Citadel	L	4-14
A6	*The Citadel	L	1-5
A7	*The Citadel	W	13-5
A13	*Davidson	L	3-11
A14	*Davidson	W	8-4
A14	*Davidson	L	3-9
A17	Bluefield	W	6-5
A21	*at East Tenn. State	W	3-2
A21	*at East Tenn. State	W	5-1
A22	at Virginia	L	4-9

Southern Conference Tournament (Charleston, S.C.)

A25	vs. Western Carolina	W	7-3
A27	vs. East Tenn. State	W	4-2
A27	vs. Georgia Southern	L	2-11
A28	vs. The Citadel	L	5-8

!-Southern Challenge, Charleston, S.C.

1997

13-35, 6-13 SoCon

Home: 8-17 Away: 3-14 Neutral: 2-4

Coach: Scott Gines

F6	at Troy	W	3-2
F7	#vs. Air Force	L	2-3

F8	^vs. Troy	W	4-3
F9	^vs. Air Force	W	6-3
F9	^vs. Troy	L	3-9
F14	at Alabama-Birmingham	L	5-18
F15	at Samford	L	5-17
F16	at Alabama-Birmingham	L	3-16
F22	*Georgia Southern	L	6-21
F22	*Georgia Southern	L	1-5
F23	*Georgia Southern	L	11-15
F27	Liberty	W	9-4
M4	at South Carolina	L	6-16
M5	at South Carolina	L	4-18
M7	Akron	L	3-22
M9	Akron	L	5-8
M9	Akron	L	3-12
M11	Old Dominion	L	5-13
M12	Old Dominion	L	7-19
M15	*Western Carolina	W	17-9
M15	*Western Carolina	W	6-5
M16	*Western Carolina	L	6-13
M20	Hartford	L	9-16 (7)
M22	*Appalachian State	L	10-14
M22	*Appalachian State	W	3-1
M23	*Appalachian State	W	15-11
M25	Virginia	L	3-13
M27	LeMoyne	W	16-10
M29	*at The Citadel	W	11-10 (11)
M29	*at The Citadel	L	3-12
M30	*at The Citadel	L	10-19
A1	Wofford	L	5-6
A2	Wofford	W	9-7
A3	William & Mary	L	5-17
A5	*at Davidson	L	4-5
A5	*at Davidson	W	8-4
A8	at Auburn	L	2-14
A9	at Auburn	L	3-17
A13	*East Tenn. State	L	14-20
A13	*East Tenn. State	L	5-13
A15	at William & Mary	L	5-6
A16	Howard	W	15-5
A16	Howard	L	6-7
A19	*at Furman	L	4-6
A19	*at Furman	L	6-7
A20	*at Furman	L	5-9

Southern Conference Tournament (Charleston, S.C.)

A24	vs. Western Carolina	L	3-4
A25	vs. East Tennessee State	L	3-7

#-Game Played in Troy, Ala.

^ -Game Played in Montgomery, Ala.

1998

14-35, 7-17 SoCon

Home: 9-15 Away: 5-20 Neutral: 0-0

Coach: Scott Gines

F14	at Troy	L	8-13
F14	at Troy	L	3-20
F15	at Troy	L	6-18
F21	Bucknell	L	4-15
F21	Bucknell	W	9-8
F22	Bucknell	L	2-3
F24	at Liberty	L	14-15
F25	at Virginia	L	7-13 (8)
F28	Mount St. Mary's	W	11-1 (6)
M1	at Duke	L	4-8
M1	at Duke	L	2-14 (5)
M3	at South Carolina	L	11-14
M4	at South Carolina	L	5-8
M7	Brown	W	10-5
M7	Brown	W	2-0
M7	Brown	L	2-3 (5)
M10	Marshall	W	17-10
M11	Marshall	L	4-6
M12	Marshall	L	2-7
M14	*at Wofford	L	2-16
M14	*at Wofford	W	10-4
M15	*at Wofford	L	4-5
M17	George Washington	W	9-3



All-Time Results

M18	George Washington	L	4-8
M21	*at Georgia Southern	W	7-4
M21	*at Georgia Southern	L	6-7
M22	*at Georgia Southern	L	2-8
M24	Ohio	L	1-5
M25	William & Mary	L	6-14
M26	Maryland-Baltimore County	W	15-5
M28	*at Western Carolina	L	1-25
M28	*at Western Carolina	L	7-8
M29	*at Western Carolina	L	4-11
A1	*UNC Greensboro	L	9-15
A1	*UNC Greensboro	L	2-9
A2	*UNC Greensboro	L	6-20
A4	*at East Tenn. State	L	3-7
A5	*at East Tenn. State	L	3-12
A5	*at East Tenn. State	W	10-2
A7	at Auburn	L	7-19
A11	*Appalachian State	W	12-11 (10)
A11	*Appalachian State	W	4-3 (9)
A12	*Appalachian State	L	5-8
A15	*at Davidson	W	11-0
A15	*at Davidson	L	7-9
A16	*at Davidson	W	10-4
A25	*The Citadel	L	4-8
A25	*The Citadel	L	4-7
A25	*The Citadel	L	6-10

1999

22-27, 13-16 SoCon

Home: 14-10 Away: 8-15 Neutral: 0-2

Coach: Scott Gines

F13	*at College of Charleston	L	2-15
F13	*at College of Charleston	L	4-11
F14	*at College of Charleston	W	9-8
F20	*at Davidson	W	11-5
F21	*at Davidson	W	5-2
F21	*at Davidson	W	10-5
F27	*at Furman	L	2-14
F27	*at Furman	L	2-5
F28	*at Furman	W	7-6
M3	at Richmond	L	7-14 (6)
M5	Mount St. Mary's	W	24-9 (8)
M6	Mount St. Mary's	W	21-5
M7	Mount St. Mary's	W	13-5
M7	Mount St. Mary's	W	6-3
M13	*at The Citadel	L	2-16
M13	*at The Citadel	L	4-17
M14	*at The Citadel	L	4-8
M19	IUPUI	L	4-6
M20	East Tenn. State	W	7-6
M20	IUPUI	W	14-3
M27	*at Appalachian State	L	7-13
M27	*at Appalachian State	W	6-4
M28	*at Appalachian State	L	16-19
M30	Brown	W	12-11
M30	Brown	L	7-11
M31	Brown	L	8-9
A3	*Wofford	W	12-10
A3	*Wofford	W	5-4
A4	*Wofford	W	9-5
A7	Marshall	W	12-10
A7	Marshall	L	4-5
A10	*Georgia Southern	L	3-11
A10	*Georgia Southern	W	13-10
A13	at William & Mary	L	3-9
A17	*East Tenn. State	L	9-16
A17	*East Tenn. State	W	2-1
A17	*East Tenn. State	W	14-7
A20	William & Mary	L	5-12
A24	*Western Carolina	L	5-18
A24	*Western Carolina	L	4-10
A25	*Western Carolina	L	4-7
A30	*at UNC Greensboro	L	1-3
M1	*at UNC Greensboro	W	2-1
M1	*at UNC Greensboro	L	0-7
M11	at Bucknell	L	3-4
M12	at Bucknell	L	3-5
M12	at Bucknell	W	6-1

Southern Conference Tournament (Charleston, S.C.)

M19	College of Charleston	L	4-15
M20	Western Carolina	L	4-8

*- Denotes Southern Conference Game

2000

19-30, 11-19 SoCon

Home: 8-15 Away: 8-14 Neutral: 3-1

Coach: Scott Gines

F11	%Air Force	W	14-7
F12	%Air Force	L	2-7
F12	%Air Force	W	19-8
F13	%Air Force	W	10-9
F19	*at Davidson	L	6-7
F20	*at Davidson	L	5-6
F20	*at Davidson	L	3-11
F26	*at Western Carolina	W	8-3
F26	*at Western Carolina	L	7-11
F27	*at Western Carolina	W	7-6
M3	*at Georgia Southern	L	4-17
M4	*at Georgia Southern	L	7-8
M5	*at Georgia Southern	W	7-5
M6	at Liberty	L	2-9
M11	*at Wofford	L	3-9
M12	*at Wofford	L	13-16
M12	*at Wofford	W	6-5
M18	*Furman	L	18-25
M19	*Furman	W	10-7
M19	*Furman	L	7-8
M22	Howard	W	6-5
M22	Howard	W	9-8
M24	*UNC Greensboro	L	3-16
M25	*UNC Greensboro	L	10-21
M26	*UNC Greensboro	W	10-9
M28	Brown	L	7-16
M28	Brown	W	10-7
M29	Brown	L	6-8
M31	*The Citadel	L	5-13
A1	*The Citadel	W	14-12
A2	*The Citadel	L	1-18 (5)
A4	at Bucknell	L	3-11
A5	at Bucknell	W	8-4
A8	*at East Tenn. State	L	2-5
A9	*at East Tenn. State	W	5-4
A9	*at East Tenn. State	W	9-4
A11	William & Mary	L	12-14
A15	*Appalachian State	L	7-14
A15	*Appalachian State	L	3-8
A16	*Appalachian State	W	7-14
A22	*College of Charleston	L	3-13
A22	*College of Charleston	W	13-8
A23	*College of Charleston	L	5-7
A26	at Marshall	W	4-3
A26	at Marshall	L	12-13
A28	at William & Mary	L	3-5
A28	at William & Mary	L	2-9
A30	Richmond	L	7-17
M2	Liberty	L	7-15

%- Played in Tampa, Fla.

2001

15-32, 8-19 SoCon

Home: 8-15 Away: 6-14 Neutral: 1-3

Coach: Tom Slater

F9	%Air Force	L	3-4
F10	%Air Force	L	7-15
F10	%Air Force	W	7-2
F11	%Air Force	L	1-6
F17	Bucknell	L	10-13
F	Bucknell	L	6-9
F18	Bucknell	W	10-9
F20	at Richmond	L	6-12
F27	Radford	L	3-12
M2	*at The Citadel	L	0-8
M3	*at The Citadel	L	1-8
M4	*at The Citadel	L	2-7

M9	*at UNC Greensboro	L	6-10
M10	*at UNC Greensboro	L	4-13
M11	*at UNC Greensboro	L	9-14
M13	at Virginia Commonwealth	L	0-7
M14	at Norfolk State	W	11-2
M17	Lafayette	W	7-3
M17	Lafayette	W	3-2
M18	Lafayette	W	11-5 (7)
M24	*at Furman	W	5-2
M24	*at Furman	L	4-7
M25	*at Furman	W	6-4
M27	Brown	L	5-10
M28	Brown	W	7-3
A4	at Virginia Tech	L	3-7
A7	*Georgia Southern	L	4-18
A7	*Georgia Southern	L	4-9
A8	*Georgia Southern	L	14-21
A14	*at Appalachian State	L	6-9
A14	*at Appalachian State	W	10-9
A15	*at Appalachian State	L	5-17
A18	at William & Mary	L	1-12 (7)
A21	*Davidson	L	7-8
A22	*Davidson	L	4-17
A22	*Davidson	W	8-2
A24	Richmond	L	4-17
A27	*at College of Charleston	W	6-2
A28	*at College of Charleston	L	1-8
A29	*at College of Charleston	W	7-4
M2	Virginia Commonwealth	L	5-13
M5	*East Tenn. State	L	2-9
M5	*East Tenn. State	L	12-17
M6	*East Tenn. State	W	11-5
M12	*Western Carolina	L	3-5
M12	*Western Carolina	W	15-8
M13	*Western Carolina	L	3-6

%- Played in Tampa, Fla.

2002

10-41, 1-27 SoCon

Home: 8-17; Away: 2-24

Coach: Tom Slater

F8	at Samford	L	1-11
F9	at Samford	L	0-2
F9	at Samford	L	7-11
F15	Coppin State	W	10-0
F16	Coppin State	W	6-2
F19	at Richmond	L	1-9
F23	Howard	W	13-0
F23	Howard	W	11-5
F24	Howard	W	17-0
F26	George Mason	L	4-10
M3	Army	W	5-2
M3	Army	W	4-2
M5	Richmond	L	2-10
M8	*at Georgia Southern	L	0-8
M9	*at Georgia Southern	L	1-13
M10	*at Georgia Southern	L	0-9
M13	at Old Dominion	L	7-8
M16	Lafayette	L	2-3
M16	Lafayette	L	2-9
M23	*at Wofford	L	4-5
M24	*at Wofford	L	3-9
M24	*at Wofford	L	6-7
M29	*UNC Greensboro	L	1-5
M30	*UNC Greensboro	L	1-6
A2	at Coppin State	W	28-0
A3	at Radford	L	1-2
A6	*Furman	L	0-12
A6	*Furman	L	6-9
A7	*Furman	L	5-15
A12	*at East Tenn. State	L	3-8
A13	*at East Tenn. State	L	1-17
A14	*at East Tenn. State	L	3-8
A17	at William & Mary	L	1-9
A20	*Appalachian State	L	6-16
A20	*Appalachian State	L	3-4
A24	at Virginia Commonwealth	L	0-5

A25	Norfolk State	W	7-5
A27	*at Davidson	L	2-12
A27	*at Davidson	L	1-10
A28	*at Davidson	L	6-7
M1	at Virginia Tech	L	5-7
M4	*at Western Carolina	L	0-10
M5	*at Western Carolina	L	2-6
M5	*at Western Carolina	W	7-4
M11	*College of Charleston	L	0-11
M11	*College of Charleston	L	7-9
M12	*College of Charleston	L	5-15
M15	at George Mason	L	5-15
M17	*The Citadel	L	2-12
M17	*The Citadel	L	4-12
M18	*The Citadel	L	5-11

2003

25-27, 16-14 SoCon

Home: 15-5 Away: 8-20 Neutral: 2-2

Coach: Tom Slater

J31	%at Florida State	L	4-12
F1	%at Florida State	L	1-5
F2	at Florida State	L	3-10
F8	at Samford	L	1-2
F8	at Samford	L	1-3
F9	at Samford	W	4-3
F21	at Norfolk State	W	5-0
M4	Radford	L###	1-2
M5	at Richmond	L	8-9
M7	*Davidson	W	6-1
M8	*Davidson	W	7-2
M9	*Davidson	W	9-7
M11	at Elon	L	4-5
M12	at N.C. State	L	4-9
M14	*at East Tenn. State	L	1-2
M15	*at East Tenn. State	W	3-1
M16	*at East Tenn. State	L	0-7
M18	Marist	W	8-4
M22	*Furman	L	1-7
M22	*Furman	W	8-5
M23	*Furman	W	4-3
M26	William & Mary	L	2-13
M28	*at Georgia Southern	L	0-2
M29	*at Georgia Southern	L	6-13
M30	*at Georgia Southern	L	2-3
A2	at Radford	W	11-6
A4	*UNC Greensboro	W	11-4
A5	*UNC Greensboro	L	3-8
A6	*UNC Greensboro	W	7-5
A12	Coppin State	W	16-6
A12	Coppin State	W	15-8
A15	at Virginia Tech	L	4-6
A18	*at Western Carolina	L	3-16
A19	*at Western Carolina	L	7-11
A20	*at Western Carolina	L	9-14
A22	at Virginia Commonwealth	L	0-1
A26	*Wofford	W	5-3
A26	*Wofford	L	5-11
A27	*Wofford	W	10-0
M3	*at Appalachian State	W	6-4
M3	*at Appalachian State	W	10-8
M4	*at Appalachian State	W	11-1
M10	*College of Charleston	L	6-18
M11	*College of Charleston	W	6-5
M12	*College of Charleston	W	5-3
M17	*at The Citadel	L	0-10
M17	*at The Citadel	W	7-6
M18	*at The Citadel	L	1-5

Southern Conference Tournament (Charleston, S.C.)

M21	vs. Georgia Southern	L	4-6
M22	vs. The Citadel	W	2-1
M23	vs. Furman	W	2-1
M24	vs. UNC Greensboro	L	1-10

###-Game Later Forfeited

%-Played in Tampa, Fla.

2004

23-32, 4-20 Big South

Home: 18-12 Away: 5-20

Coach: Marlin Ikenberry

J31	at Florida State	L	7-8
F2	at Florida State	L	1-8
F7	at Mercer	L	0-4
F7	at Mercer	W	12-4
F8	at Mercer	W	6-0
F13	at Stetson	L	1-4
F15	at Stetson	W	19-13
F15	at Stetson	L	7-8
F20	Coppin State	W	17-2
F21	Coppin State	W	15-5
F22	Coppin State	W	16-3
F28	Lafayette	W	4-3
F28	Lafayette	W	7-6
F29	Lafayette	W	9-5
M3	at Richmond	L	3-6
M5	Norfolk State	W	9-4
M6	Norfolk State	W	7-6
M7	Norfolk State	W	9-8
M12	Binghamton	L	2-11
M13	Binghamton	W	6-2
M14	Binghamton	W	6-2
M17	Richmond	W	3-1
M19	*at Birmingham-Southern	L	4-6
M20	*at Birmingham-Southern	L	2-6
M21	*at Birmingham-Southern	L	3-6
M23	at Old Dominion	L	2-4
M27	Brown	W	12-7
M28	Brown	W	10-9
M28	Brown	L	3-7
M29	Brown	W	10-5
A2	*Radford	L	4-15
A3	*Radford	L	9-13
A4	*Radford	L	4-9
A9	*Coastal Carolina	L	5-8
A10	*Coastal Carolina	L	7-9
A10	*Coastal Carolina	W	4-3
A16	*at UNC Asheville	L	3-11
A17	*at UNC Asheville	L	5-6
A18	*at UNC Asheville	W	7-6
A20	at Virginia Commonwealth	L	4-5
A21	William & Mary	W	6-5
A23	*Winthrop	L	3-14
A24	*Winthrop	W	5-1
A25	*Winthrop	L	1-2
A28	at Virginia Tech	L	0-8
A30	*Charleston Southern	L	1-4
M1	*Charleston Southern	L	6-7
M2	*Charleston Southern	L	6-7
M8	*at High Point	L	4-14
M9	*at High Point	L	2-11
M10	*at High Point	W	10-2
M19	at William & Mary	L	8-13
M22	*at Liberty	L	4-8
M22	*at Liberty	L	4-10
M23	*at Liberty	L	6-7

2005

27-28, 11-13 Big South

Home: 19-8 Away: 8-18 Neutral: 0-2

Coach: Marlin Ikenberry

F4	at Florida State	L	2-8
F5	at Florida State	L	5-6
F6	at Florida State	L	0-15
F12	Hofstra	W	9-8
F12	Hofstra	L	4-5
F13	Hofstra	L	4-21
F18	at Vanderbilt	L	3-4
F19	at Vanderbilt	L	2-5
F23	at Richmond	W	17-7
F26	Coppin State	W	7-6
F26	Coppin State	W	5-4
F27	Coppin State	W	16-6
M6	Navy	W	4-0

M6	Navy	W	18-5
M7	Fairfield	W	20-2
M11	at Auburn	L	4-5
M12	at Auburn	L	0-12
M13	at Auburn	L	3-4
M16	Norfolk State	W	8-3
M18	*UNC Asheville	W	23-0
M19	*UNC Asheville	W	8-7
M20	*UNC Asheville	L	9-13
M22	at Norfolk State	W	7-4
M25	*at #21 Coastal Carolina	L	3-4
M26	*at #21 Coastal Carolina	W	3-2
M26	*at #21 Coastal Carolina	L	1-3
M30	at Virginia	L	1-2
A1	*Birmingham-Southern	L	1-4
A2	*Birmingham-Southern	L	5-6
A3	*Birmingham-Southern	L	3-15
A5	William & Mary	W	8-6
A8	Longwood	W	11-4
A9	Longwood	W	9-1
A10	Longwood	W	9-8
A15	*at Charleston Southern	W	4-1
A16	*at Charleston Southern	W	7-2
A16	*at Charleston Southern	L	0-2
A20	at William & Mary	L	6-12
A23	*at Winthrop	L	0-3
A23	*at Winthrop	L	1-6
A24	*at Winthrop	L	2-5
A27	at Virginia Tech	W	6-2
A30	*Liberty	L	5-9
M1	*Liberty	L	3-12
M1	*Liberty	W	11-9
M11	at Old Dominion	L	2-9
M13	*High Point	W	10-7
M14	*High Point	W	9-2
M15	*High Point	W	5-4
M17	Georgetown	W	16-7
M20	*at Radford	W	6-0
M21	*at Radford	W	5-4
M22	*at Radford	L	5-6

Big South Tournament (Conway, S.C.)

M25	vs. Winthrop	L	11-11
M26	vs. Radford	L	7-8

2006

30-25, 9-15 Big South

Home: 24-8 Away: 6-17

Coach: Marlin Ikenberry

F3	at Auburn	L	0-7
F4	at Auburn	W	8-5
F5	at Auburn	W	10-8
F10	at Mercer	L	5-11
F11	at Mercer	L	4-9
F12	at Mercer	W	5-4
F17	Coppin State	W	21-4
F19	Coppin State	W	10-8
F25	Lafayette	W	7-6
F25	Lafayette	W	5-4
F26	Lafayette	W	8-7
F28	at Richmond	W	6-0
M3	Albany	W	14-2
M4	Albany	W	8-3
M5	Albany	L	13-14
M8	Longwood	W	10-3
M11	Hartford	W	6-5
M11	Hartford	L	6-7
M12	Hartford	W	7-4
M15	Niagara	W	7-3
M17	*Charleston Southern	W	16-1
M18	*Charleston Southern	L	2-3 (10)
M19	*Charleston Southern	W	10-7
M22	Norfolk State	W	3-2 (10)
M26	Brown	W	7-6
M27	Brown	W	7-6
M31	*at Liberty	L	5-8
A1	*at Liberty	L	8-16
A2	*at Liberty	L	7-9



All-Time Results

A5	at Virginia Tech	L	8-9
A7	*at High Point	L	1-5
A8	*at High Point	L	5-6
A9	*at High Point	W	9-2
A12	Richmond	W	15-9
A14	*Radford	W	14-6
A15	*Radford	W	11-4
A15	*Radford	L	7-12
A18	at Virginia	L	0-5
A22	*at Birmingham-Southern	W	13-1
A23	*at Birmingham-Southern	L	2-5
A24	*at Birmingham-Southern	L	3-7
A28	*at UNC Asheville	L	0-9
A29	*at UNC Asheville	L	4-10
A30	*at UNC Asheville	L	5-6
M6	*Coastal Carolina	W	8-2
M8	*Coastal Carolina	L	4-6 (10)
M8	*Coastal Carolina	L	0-2
M10	at Virginia Commonwealth	L	6-8
M12	North Carolina A&T	L	3-6
M13	North Carolina A&T	W	5-4
M13	North Carolina A&T	W	5-0
M17	at James Madison	L	1-2
M19	*#16 Winthrop	L	5-10
M20	*#16 Winthrop	W	10-4
M21	*#16 Winthrop	W	7-3

2007

34-21, 10-11 Big South

Home: 23-7 Away: 11-12

Coach: Marlin Ikenberry

F9	at Florida	W	5-3
F10	at Florida	W	7-4
F11	at Florida	L	0-7
F20	Bucknell	W	10-2
F21	at Richmond	W	2-1
F23	Niagara	L	1-8
F24	Niagara	W	8-4
F27	at #7 Virginia	L	3-5
M2	Rider	W	6-4
M3	Rider	W	9-3
M4	Rider	W	4-1
M6	Norfolk State	W	8-5
M9	Maryland-Eastern Shore	W	3-1
M10	Maryland-Eastern Shore	W	21-0
M11	Maryland-Eastern Shore	W	9-7
M13	at #10 Auburn	W	7-3
M14	at #10 Auburn	L	8-10
M17	*at Charleston Southern	W	7-2
M17	*at Charleston Southern	W	6-4
M18	*at Charleston Southern	W	10-7
M21	at Old Dominion	W	3-1
M23	*at Winthrop	L	2-4
M24	*at Winthrop	L	2-4
M25	*at Winthrop	L	5-9
M27	Virginia Commonwealth	W	5-3
M28	at William & Mary	L	3-4
M30	Savannah State	W	5-4
M31	Savannah State	W	15-2
A1	Savannah State	W	14-0
A3	#3 Virginia	W	5-2
A4	at Virginia Tech	L	6-13
A6	*High Point	W	6-3
A7	*High Point	W	7-6
A7	*High Point	L	3-11
A13	Coppin State	W	13-0
A13	Coppin State	W	10-0
A14	Coppin State	W	11-0
A18	Richmond	W	5-1
A20	*at #20 Coastal Carolina	L	5-7
A21	*at #20 Coastal Carolina	L	1-4
A22	*at #20 Coastal Carolina	L	3-12
A24	at Virginia Commonwealth	W	3-1
A27	*UNC Asheville	W	5-4
A28	*UNC Asheville	L	4-15
A29	*UNC Asheville	W	5-3
M9	Virginia Tech	L	0-9

M11	*at Radford	L	3-4
M12	*at Radford	W	12-9
M13	*at Radford	W	7-5
M15	Old Dominion	L	4-5
M18	*Liberty	L	0-4
M19	*Liberty	W	5-3
M20	*Liberty	L	9-10

Big South Tournament (Rock Hill, S.C.)

M23	vs. Liberty	L	3-4
M24	vs. Coastal Carolina	L	2-4

2008

29-26, 14-7 Big South

Home: 21-14 Away: 8-10 Neutral: 0-2

Coach: Marlin Ikenberry

F23	Lafayette	W	7-1
F23	Lafayette	L	5-7
F24	Lafayette	L	9-11
F29	Binghamton	W	11-4
M1	Binghamton	L	3-4
M1	Binghamton	W	9-7
M2	Central Connecticut State	W	7-2
M6	at Auburn	L	3-9
M7	at Auburn	L	4-6
M8	at Auburn	L	1-10
M9	at Auburn	L	5-6
M11	Old Dominion	L	6-7
M12	at William & Mary	L	3-12
M14	Marshall	L	3-4
M15	Marshall	L	1-5
M16	Marshall	L	2-7
M19	at Norfolk State	W	11-2
M21	*at High Point	W	5-4
M22	*at High Point	W	5-3
M22	*at High Point	W	3-0
M25	William & Mary	W	9-8
M26	at James Madison	L	4-8
M28	*Winthrop	L	3-11
M29	*Winthrop	W	5-4
M30	*Winthrop	L	9-5
A1	Richmond	W	9-5
A2	at Old Dominion	W	7-3
A5	*Radford	W	4-3 (11)
A6	*Radford	W	9-5
A7	*Radford	W	3-2 (16)
A8	VCU	L	3-5
A11	*at UNC Asheville	L	5-8
A12	*at UNC Asheville	W	7-4
A13	*at UNC Asheville	W	10-3
A15	James Madison	W	6-4
A16	Norfolk State	W	10-7
A18	*at Liberty	L	0-8
A19	*at Liberty	W	6-5
A20	*at Liberty	L	1-6
A22	Coppin State	L	5-8
A23	Coppin State	W	13-4
A25	*#15 Coastal Carolina	L	2-5
A27	*#15 Coastal Carolina	W	4-3
A27	*#15 Coastal Carolina	L	1-12
A30	Virginia Tech	W	8-7
M9	Maryland-Eastern Shore	W	21-1
M10	Maryland-Eastern Shore	W	9-1
M11	Maryland-Eastern Shore	W	7-6
M13	at #28 Virginia	L	5-6
M14	Longwood	L	4-6
M16	*Charleston Southern	W	14-3
M17	*Charleston Southern	W	10-2
M18	*Charleston Southern	W	9-7

Big South Tournament (Danville, Va.)

M21	vs. Winthrop	L	2-7
M22	vs. Coastal Carolina	L	1-3

2009

18-35, 10-15 Big South

Home: 11-13 Away: 6-20 Neutral: 1-2

Coach: Marlin Ikenberry

F20	at #1 North Carolina	L	3-13
F21	at #1 North Carolina	L	0-6
F22	at #1 North Carolina	L	3-11
F24	Old Dominion	W	4-3 (11)
F25	at Richmond	L	4-10
F27	Youngstown State	L	6-7
F28	Youngstown State	L	4-9
M4	William & Mary	W	7-4
M6	Rider	W	7-4 (12)
M7	Rider	W	17-11
M7	Rider	L	8-12
M8	Rider	W	12-11
M10	at Norfolk State	W	4-3
M11	at #18 Virginia	L	3-10
M14	*at Presbyterian	W	14-4
M15	*at Presbyterian	W	12-10
M17	at Virginia Tech	L	5-14
M18	at Virginia Tech	L	3-7
M20	*UNC Asheville	W	6-1
M21	*UNC Asheville	W	13-2
M22	*UNC Asheville	L	4-9
M24	Richmond	L	1-2 (11)
M27	*at Charleston Southern	L	5-9 (10)
M29	*at Charleston Southern	W	11-5
M29	*at Charleston Southern	L	2-7
M31	at VCU	L	8-17
A3	*Liberty	W	13-6
A4	*Liberty	L	7-9
A5	*Liberty	L	3-4
A8	VCU	L	3-9
A10	*Gardner-Webb	W	21-3
A11	*Gardner-Webb	L	5-8
A11	*Gardner-Webb	L	4-15
A14	at James Madison	L	2-20
A15	Longwood	L	8-11
A17	*at Radford	L	3-5
A18	*at Radford	L	3-4 (10)
A19	*at Radford	L	4-10
A21	at Old Dominion	L	2-6 (10)
A22	Norfolk State	W	6-5
A24	*at Winthrop	L	10-11
A25	*at Winthrop	W	6-5
A26	*at Winthrop	W	6-5
A28	at William & Mary	L	9-10
A29	James Madison	L	5-8
M9	*at #23 Coastal Carolina	L	7-20
M10	*at #23 Coastal Carolina	L	0-8
M10	*at #23 Coastal Carolina	L	2-4
M14	*High Point	W	13-2
M15	*High Point	L	2-3

Big South Tournament (Asheville, N.C.)

M19	vs. Gardner-Webb	W	13-4
M20	vs. #18 Coastal Carolina	L	4-9
M21	vs. Winthrop	L	4-8

*-Denotes Conference Game

2010

33-22, 14-16 Big South

Home: 21-13 Away: 11-8

Coach: Marlin Ikenberry

F20	Bucknell#	W	9-4
F20	Bucknell#	W	6-5
F21	Bucknell#	W	8-2
F27	Lafayette	W	16-8
F27	Lafayette	W	14-2
F28	Lafayette	W	7-6
M2	at Maryland	W	7-6 (11)
M5	Maryland Eastern Shore	W	18-4
M6	Maryland Eastern Shore	W	20-1
M7	Maryland Eastern Shore	W	8-4
M8	Bryant	L	5-8

M11	La Salle	W	12-8
M13	La Salle	W	5-3
M13	La Salle	W	14-4
M14	La Salle	W	11-1
M16	at The Citadel	W	4-3
M17	at The Citadel	W	12-1
M19	*at High Point	W	5-4
M20	*at High Point	W	5-2
M21	*at High Point	L	14-15
M24	at James Madison	L	13-17
M26	*Charleston Southern	W	13-3
M27	*Charleston Southern	L	0-1
M27	*Charleston Southern	W	7-2
M30	Virginia Tech	L	3-11
A2	*UNC Asheville	W	7-5
A3	*UNC Asheville	W	7-2
A3	*UNC Asheville	W	2-1
A6	Longwood	W	14-1
A7	James Madison	W	3-2
A9	*at Gardner-Webb	W	7-5
A10	*at Gardner-Webb	W	13-6
A11	*at Gardner-Webb	W	16-10
A14	#1 Virginia	W	12-3
A16	*at Liberty	L	9-12
A17	*at Liberty	L	6-9
A18	*at Liberty	L	8-13
A20	VCU	L	4-11
A23	*#7 Coastal Carolina	L	0-7
A24	*#7 Coastal Carolina	L	2-3
A25	*#7 Coastal Carolina	L	2-6
A27	Virginia Tech	L	2-9
A28	at VCU	L	3-7
A30	*Radford	L	2-9
M1	*Radford	L	6-15
M2	*Radford	W	7-5
M14	*Winthrop	L	5-6
M15	*Winthrop	L	2-8
M16	*Winthrop	W	7-5
M20	*Presbyterian	W	10-7
M21	*Presbyterian	L	7-23
M21	*Presbyterian	L	0-6

Big South Tournament (Rock Hill, S.C.)

M25	vs. UNC Asheville	W	7-4
M26	vs. #4 Coastal Carolina	L	2-11
M27	at Winthrop	L	6-11

- Bucknell Games Played at Prince George, Va.
* - Big South Conference Game

2011

27-24-1, 14-13 Big South

Home: 15-9 Away: 10-15-1 Neutral: 2-0

Coach: Marlin Ikenberry

F18	at #10 Florida State	L	0-12
F19	at #10 Florida State	L	2-9
F20	at #10 Florida State	L	0-15
F22	William & Mary	W	4-1
F23	at #10 Virginia	L	3-4
F25	Binghamton	W	5-3
F26	Binghamton	L	1-7
F26	Binghamton	W	2-0 (7)
F27	Binghamton	W	9-2
M1	at Richmond	T	6-6
M4	Bucknell	W	6-5
M5	Bucknell	L	2-4
M5	Bucknell	W	7-3 (7)
M8	at #27 James Madison	W	8-2
M11	vs. New Mexico St.	W	7-2
M12	vs. New Mexico St.	W	5-0
M12	at Oregon State	L	3-13
M13	at Oregon State	L	1-5
M18	*at Winthrop	L	1-2
M19	*at Winthrop	L	6-7 (10)
M20	*at Winthrop	W	10-2
M22	at Longwood	W	5-4
M25	*at Presbyterian Coll.	W	5-2
M27	*at Presbyterian Coll.	W	8-4
M27	*at Presbyterian Coll.	L	4-5
A1	*Gardner-Webb	W	11-8

A2	*Gardner-Webb	L	7-10
A3	*Gardner-Webb	L	10-14
A6	Virginia Tech	L	2-11
A8/9	*at Radford	W	10-7
A10	*at Radford	L	5-6
A10	*at Radford	L	5-14
A13	at William & Mary	W	5-1
A15	*at Charleston Southern	W	11-0
A16	*at Charleston Southern	W	15-12
A17	*at Charleston Southern	W	9-1
A19	at VCU	L	2-4
A22	*Liberty	L	2-3
A23	*Liberty	L	6-8
A23	*Liberty	W	3-1
A26	*James Madison	W	10-4
A29	*at Coastal Carolina	L	2-8
A30	*at Coastal Carolina	L	2-4
M1	*at Coastal Carolina	L	0-5
M11	Longwood	W	12-5
M13	*UNC Asheville	W	9-7
M14	*UNC Asheville	W	15-1
M15	*UNC Asheville	W	10-2
M19	*High Point	L	5-6
M20	*High Point	W	4-0
M21	*High Point	W	17-12

Big South Tournament (Lexington, Va.)

M24	#6 Radford	L	1-3
-----	------------	---	-----

* - Big South Conference Game

2012

16-36, 7-17 Big South

Home: 14-14 Away: 2-20 Neutral: 0-2

Coach: Marlin Ikenberry

F17	at #2 South Carolina	L	1-2
F18	at #2 South Carolina	L	2-3
F18	at #2 South Carolina	L	1-13
F24	vs. Lafayette	W	8-0
F25	vs. Lafayette	L	5-12
F26	vs. Lafayette	L	4-5
F28	at William & Mary	L	2-10
M3	vs. Hartford	W	6-4
M3	vs. Hartford	W	6-5
M4	vs. Hartford	W	9-7
M6	vs. William & Mary	L	2-6
M9	vs. Youngstown State	W	9-4
M10	vs. Youngstown State	W	11-3
M11	vs. Youngstown State	L	2-10
M13	at Old Dominion	L	12-13 (10)
M14	vs. Old Dominion (Hampton, Va.)	L	3-8
M16	at UNC Asheville*	L	4-5 (10)
M17	at UNC Asheville*	L	4-6
M18	at UNC Asheville*	L	5-9
M21	at Virginia	L	3-12
M23	Presbyterian College*	W	10-5
M24	Presbyterian College*	W	5-4
M25	Presbyterian College*	W	10-7
M30	at High Point*	L	3-12
M31	at High Point*	L	0-2
A1	at High Point*	L	2-5
A3	vs. Richmond	W	4-3
A6	vs. Winthrop*	W	10-4
A7	vs. Winthrop*	L	5-6
A7	vs. Winthrop*	L	4-7
A10	at VCU	L	1-18
A11	Longwood	L	6-8
A13	at Coastal Carolina*	L	2-3
A14	at Coastal Carolina*	L	0-3
A15	at Coastal Carolina*	L	2-3
A20	vs. Campbell*	L	4-6
A20	vs. Campbell*	W	3-2
A21	vs. Campbell*	W	8-7
A24	at Longwood	W	6-2
A25	vs. James Madison	L	4-5 (13)
A27	at Gardner-Webb*	L	3-4 (10)
A28	at Gardner-Webb*	L	4-5
A29	at Gardner-Webb*	L	4-6
M1	vs. VCU	L	3-6

M2	at Virginia Tech	L	0-18
M11	vs. Charleston Southern*	W	6-5
M12	vs. Charleston Southern*	L	1-8
M13	vs. Charleston Southern*	L	0-6
M17	vs. VCU	L	2-7
M18	vs. E. Carolina (Richmond, Va.)	L	8-14
M18	at VCU	W	7-6

* - Big South Conference Game



VMI Athletic Communications



Wade Branner
Associate A.D./
Athletic Communications
Office: 540-464-7515
Home: 540-463-5033
Email: brannerwh@vmi.edu
Coverage: Football, Basketball,
 Rifle, Radio Network, Video
 Production



Brad Salois
Associate Athletic
Comm. Director/
Baseball Contact
Office: 540-464-7015
Cell: 940-642-9865
Email: saloisbj@vmi.edu
Coverage: Baseball, Indoor Track
 and Field, Outdoor Track and
 Field, Women's Soccer, Cross
 Country, Swimming and Diving,
 Football (Secondary), Basketball
 (Secondary)



John Stark
Assistant Athletic
Comm. Director
Office: 540-464-7514
Cell: 570-809-1946
Email: starkjc@vmi.edu
Coverage: Lacrosse, Wrestling,
 Men's Soccer, Women's Water
 Polo, Baseball (Secondary), Track
 and Field (Secondary)

Contact Information

Athletic Department 540-464-7251
 Athletic Dept./Baseball Fax 540-464-7790
 Athletic Communications Fax 540-464-7583
 Press Row Phone 540-463-6725
 Baseball Office 540-464-7609
 Website www.VMIKeydets.com

Athletic Communications Mailing Address:

VMI Athletic Communications Office
 116 Smith Hall
 Lexington, VA 24450

Baseball Office Mailing Address:

VMI Baseball Office
 243 Cameron Hall
 Lexington, VA 24450

The upcoming season promises to be an exciting one and we will do everything we can to keep you up to date on the latest with Keydet baseball. If you have a special request or if we can be of further service to you, please contact Baseball SID Brad Salois (see left).

INTERVIEWS: Head coach Marlin Ikenberry will be available for interviews following all home games. Players will also be available for interviews at that time. Both coach and player interviews outside of postgame situations must be coordinated through the VMI Athletic Communications office or representative on hand. Since cadets do not have phones in their rooms, it is virtually impossible to contact a player directly. However, we will be happy to arrange interviews with any player, usually in the afternoons before practice.

PHOTOGRAPHERS: All photographers are asked to shoot from behind the fences behind home plate and down the first and third base lines. Under no circumstances will photographers be allowed into the dugouts or onto the field during a game. We ask for your cooperation in this matter.

CREDENTIALS: Press and photography passes will be supplied to those media outlets covering VMI Baseball. To request credentials, contact Brad Salois (contact info at left). The passes can be mailed out if time allows, or they can be picked up one of the two ticket booths, either down the right-field line or above the press box.

PRESS FACILITIES: As many as eight spaces are available at each game for working members of the media in the press box, located directly behind home plate. As always, statistics and notes will be available prior to each game and a complete box score and play-by-play will be available approximately 10 minutes after the conclusion of each game.

RADIO BROADCAST LINES: Visiting teams wishing to broadcast games from Patchin Field are asked to contact VMI Associate A.D./Athletic Communications Wade Branner (540-464-7515) at least two weeks prior to the game.

KEYDETS ON THE WEB: Fans and media are encouraged to follow the team on the VMI athletic home page. Timely information on the diamond Keydets will be available to both media and fans alike. Included are schedules, rosters, stats and the latest notes on the team as well as access to live radio broadcasts. Fans and media can also view a live stats broadcast of most, if not all, of the team's contests. The VMI Keydets can be accessed on the world wide web at www.vmikeydets.com.

BIG SOUTH CONFERENCE: Baseball statistics for all the Big South Conference schools are compiled throughout the season at the conference office in Charlotte, N.C. For up-to-date information, call Mark Simpson at 704-341-7990 or visit the League's website at www.BigSouthSports.com.

ITS VMI, PLEASE: When referring to our athletic teams, it is requested that members of the media refer to this institution as "VMI", or "Virginia Military Institute", not "Virginia Military" or the cryptic "Va. Military". Any help in using the correct moniker would be greatly appreciated.

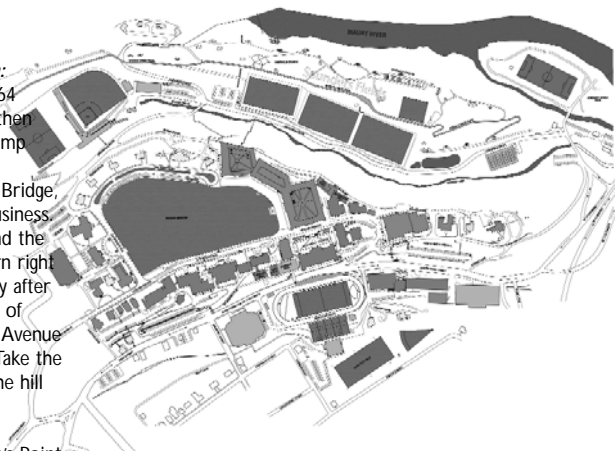
Finding Your Way to Gray-Minor Stadium

From the East, North or South:

Follow I-81 to Exit 191 onto I-64 West. Take Exit 55 off I-64, and then turn left at the top of the exit ramp onto U.S. 11 South.

After crossing the Maury River Bridge, veer to the right onto U.S. 11 Business past Cameron Hall on the left and the VMI campus on the right, and turn right onto Letcher Avenue immediately after U.S. 11 Business splits into a pair of one-way streets. Go up Letcher Avenue and turn left at Parade Avenue. Take the first left and follow road down the hill to Patchin Field.

The bus entrance through Jordan's Point is now open (ALL buses should enter this way) - To reach, proceed on U.S. 11 S across Maury River Bridge. Take an immediate (first) right toward North Post entrance (Moses Mill), then make first left (Saunders) and continue up road to stadium. Address of Gray-Minor Stadium is 300 Anderson Dr.



From the West:

Take Exit 55 off I-64, and turn right at the top of the exit ramp onto U.S. 11 South. Follow U.S. 11 South to the Maury River Bridge, then follow the directions in the second paragraph at left.