

2012 VMI BASEBALL SEASON PROSPECTUS



Table of Contents

Introduction

Table of Contents	1
Quick Facts, Credits	2
Gray-Minor Stadium	3-4

Coaching And Support Staff

Head Coach Marlin Ikenberry	5-6
Assistant Coaches	7-8
Support Staff	8

The 2012 Keydets/2011 Recaps

2012 Season Preview	9-10
2012 Roster Information	11-12
2012 Schedule	13
Player Profiles	14-28
2011 Statistics	29-34
2011 Notes and Honors	35-36

VMI History & Records

Record Versus Opponents	37
Series Versus 2011 Opponents	38-40
Drafted Keydets	40
VMI In The Postseason	41-42
Coaching History & Year-By-Year Records	43
Single-Game Records	44
Single Season Records	45-47
Career Leaders	48-49
Keydet Honors & Awards	50-51
When Was The Last Time../Yearly Batting Leaders ...	52
All-Time Roster (1963-2011)	53-54
All-Time Results	55-65
Media Information	66

Quick Facts



The 2012 VMI Baseball Season Prospectus is published by the VMI Athletic Communications Office. The publication has been prepared to assist the media in covering VMI Baseball during the 2012 season.

For additional information, the media may contact the VMI Athletic Communications Office, 116 Smith Hall, Lexington, VA 24450. The office may also be reached via telephone at (540) 464-7253, or via fax at (540) 464-7583.

Credits: The 2012 VMI Baseball Season Prospectus was written and edited by Brad Salois, Associate Athletic Communications Director. Editorial assistance by Wade Branner, Associate AD/Athletic Communications and John Stark, Assistant Athletic Comm. Director. Special assistance by John Stark.

Photography: Chuck Steenburgh '86, Jeremy Ledbetter of Andre's Studios of Lexington, Bill McClure '66, Glenn Gaston, Shannon Ikenberry, Vickie Biagini, Robert Lineberg, Paul Ackerman '93, The Observer Reporter, BigSouthPhotos.com, and Kevin Remington.

GENERAL

Name of School	Virginia Military Institute (VMI)
City/Zip	Lexington, Va. 24450
Founded	1839
Enrollment	1,500
Nickname/Mascot	Keydets/Moe (Kangaroo)
School Colors	Red, Yellow & White
Home Field	Gray-Minor Stadium
Affiliation	NCAA Division I
Conference	Big South
Superintendent	Gen. J.H. Binford Peay III '62
Athletic Director	Donny White '65
Athletic Department Phone	540-464-7251
Ticket Department Phone	540-464-7266

COACHING STAFF

Head Coach	Marlin Ikenberry (VMI '95)
Record at VMI	221-213-1 (Eight Seasons)
Overall Record	Same
Office Phone	540-464-7609
Office Fax	540-464-7790
Assistant Coach	Jonathan Hadra (VMI '04)
Assistant Coach	Travis Beazley (Randolph-Macon '06)
Volunteer Assistant	Nachion Moore (Radford '09)
Strength & Conditioning	Jimmy Whitten (Virginia Tech '90)
Athletic Trainer	Mark Feger (Albion '07)

STADIUM INFORMATION

Home Field	Gray-Minor Stadium
Capacity	1,400
Field Dimensions	LF-325, CF-390; RF-335
Alleys	LC-365, RC-375
Surface	Natural Grass

TEAM INFORMATION

2011 Overall Record	27-24-1 (14-13 Big South)
Home	15-9
Away	10-15-1
Neutral	2-0
Postseason	0-1 at Big South Tournament
Lettermen Returning/Lost	21/11
Position Starters Returning/Lost	4/5
Pitchers Returning/Lost	12/3
Newcomers	12

ATHLETIC COMMUNICATIONS

Associate A.D./Athletic Communications	Wade Branner
Associate Ath. Comm. Director (Contact)	Brad Salois
Office Phone	540-464-7015
Cell Phone	940-642-9865
Email	saloisbj@vmi.edu
Assistant Athletic Comm. Director	John Stark
Sports Information Fax	540-464-7583
Mailing Address	116 Smith Hall; Lexington, Va. 24450
Website	www.vmikeydets.com
Radio Play-By-Play	Wade Branner; Brad Salois
Radio Broadcasts on the Web	www.vmikeydets.com



Gray-Minor Stadium

The Home of VMI Baseball

Patchin Field Year-By-Year Records

19888-5	20008-15
198910-6	20018-15
19907-8	20028-17
19911-14-1	200315-5
19926-15	200418-12
199315-13	200519-8
199415-6	200624-8
199511-12	200723-7
199612-9	200821-14
19978-17	200911-13
19989-15	201021-13
199914-10	201115-9

About Gray-Minor Stadium/ Patchin Field

Dedicated	April 5, 1988
Surface	Natural Grass
Capacity	1,400
Dimensions	
Left Field	325 ft.
Left-Center	365 ft.
Center Field	395 ft.
Right-Center	375 ft.
Right Field	335 ft.
Fence Height	15 ft.

With the opening of Gray-Minor Stadium in February 2007, VMI Baseball enjoys one of the best collegiate baseball facilities in the region. With seating for over 1,400 fans, covered batting cages, a state-of-the-art scoreboard with video board and a first-class press box, Gray-Minor Stadium lives up to the legacies of two of the most successful VMI Baseball alums to ever wear the Red, Yellow and White.

Gray-Minor Stadium, named after Senator Elmon T. Gray '46 and Gil Minor '63, became the home of the VMI Baseball program in 2007, and the Keydets did their best to celebrate the new era, going 23-7 at home with several historic wins, including a 5-2 win over #3 Virginia.

In addition to features such as 700 chair-back seats, rebuilt dugouts, professional scout and hand-capped seating behind home plate, a concessions stand and large restrooms, Gray-Minor Stadium also gives the Keydets an opportunity to host the program's first night games. Once again, VMI made the most of this new feature, going 7-2 in 2007 under the Lexington lights.

The construction of the stadium came just five years after a complete renovation of the playing surface itself, as both the infield and outfield surfaces were revamped. Also as a part of the Gray-Minor construction, the field received yet another upgrade, as new fencing was installed, raising the fence height to 15 feet around the entire outfield. In 2011, upgrades included padding along the outfield wall and additional upgrades made to batting cages.

Gray-Minor Stadium completes an upgrade of the program's facilities that began in August of 2003, when construction on Paulette Hall, formerly the Patchin Field Locker Room Complex commenced. Along with the improvements and additional square footage, the locker rooms were fitted with audio and visual equipment. The funding for the project, estimated at \$1.1 million, was donated by Bill Paulette '69, Minor '63, Senator Gray '46, and the Keydet Club. Paulette Hall was constructed by Paulette's general contracting company, KBS, and was dedicated along with Gray-Minor Stadium on Mar. 27, 2007.




A trio of former VMI catchers, as the late Senator Elmon Gray '46 (left) and Gil Minor '63 (right) pose with VMI head coach Marlin Ikenberry '95.

Gray-Minor Stadium



Bill Paulette '69 throws the ceremonial first pitch to Gil Minor '63 behind the plate as Senator Elmon Gray '46 bats at the Dedication Game for Gray-Minor Stadium on March 27, 2007. The Keydets defeat VCU 5-3 in front of 1,046 fans.



Trey Barham delivers the first pitch ever thrown at Gray-Minor Stadium, as the Keydets take down Bucknell 10-2 on Feb. 20, 2007

Gray-Minor Stadium Firsts

Game: VMI vs. Bucknell, 2/20/07
 Game Result: VMI 10, Bucknell 2
 Pitch: Trey Barham (VMI), 2/20/07
 at 3:07 p.m. (Ball High)
 Batter: Dane Grandizio (Bucknell), 2/20/07
 Strikeout: Austin Turban (Bucknell), 2/20/07
 by Trey Barham (VMI)
 Baserunner: ..Robert Crumpler (VMI), HBP, 2/20/07
 Hit: A.J. Yoder (VMI), 2/20/07
 Single: Jason Buurisma (Bucknell), 2/20/07
 Double: A.J. Yoder (VMI), 2/20/07
 Triple: Adam Tussey (Rider), 3/3/07
 Home Run: Thane Smith (VMI), 3/20/07
 Walk: Chris Pieper (Bucknell), 2/20/07
 by Trey Barham (VMI)
 Stolen Base: Brian Sandridge (VMI), 2/20/07
 Run Scored: ... Jason Buurisma (Bucknell), 2/20/07
 RBI: Dustin Kapson (Bucknell), 2/20/07
 Error: Dustin Kapson (Bucknell), 2/20/07
 Shutout: ..VMI 21, Maryland-East. Shore 0, 3/10/07
 Weekend Sweep: VMI against Rider, 3/2-4/07
 VMI Win over Ranked Opponent:
 VMI 5, #3 Virginia 2, 4/3/07
 Big South Game Result:
 VMI 6, High Point 3, 4/6/07
 Big South Series Result:
 VMI 2 of 3 games vs. High Point, 4/6-7/07
 Postseason Game: #6 Radford 3, #7 VMI 1
 Big South Tournament Play-In Game, 5/24/11



Members of the corps take in a night game at Gray-Minor Stadium.



A packed Gray-Minor Stadium crowd cheers on the Keydets as they defeat #1 Virginia 12-3 (Apr. 14, 2010), a game that is believed to be VMI Athletics' first win over a top-ranked opponent in any sport.



An afternoon at Gray-Minor Stadium.



The facility's covered and lighted batting cages lie just beyond right field.



Head Coach Marlin Ikenberry

VMI '95 ♦ Ninth Season ♦ 221-213-1 Career Record

Winningest Coach In Program History

A season after becoming the first VMI coach in any sport to crack the 200-win barrier, head baseball coach Marlin Ikenberry will enter his ninth year as the Institute's head man.

In 2011, Ikenberry won his 200th career game on March 5 against Bucknell, and closed the season with 221 career victories. That total is the fifth-most in Big South history, and makes him the winningest coach not only in VMI baseball annals, but in the history of the Institute. VMI would go on to post a winning season for the sixth time in seven years, expanding the best run in program history. Two of those wins broke long skids, as VMI defeated William & Mary in Williamsburg for the first time since 1996, and also beat James Madison in Harrisonburg for the first time since the 1976 campaign. The Keydets also hosted the first postseason baseball games in Institute history, welcoming the 2011 Big South Baseball Championship to Gray-Minor Stadium. Finally, the team beat a ranked opponent (JMU) for the sixth time in the last eight seasons, and won the Big South Sportsmanship Award for the sixth straight year.

The historic season saw Sam Roberts be named a semifinalist for the Brooks Wallace Award, given to the nation's top shortstop, as he completed a year that saw him finish in VMI's career top-10 in 12 different categories. That included finishing first in hits, walks and runs scored, and his strong 2011 campaign saw Roberts be one of two Keydets named First Team All-Big South, joining catcher Alex Haisuka. That marked the first time since 2005 that VMI had posted multiple players on the Big South's First Team. Roberts went on to be taken in the 26th round of the MLB draft by Oakland.

Outfielder Graham Sullivan, meanwhile, led the team in hitting and cracked the program's top-10 list in hits, batting average and total bases en route to Second Team All-Conference laurels. As a whole, the squad posted its fifth-best batting average ever and had the sixth-most hits in program history. On the mound, the team posted its fourth-lowest ERA in the aluminum bat era (4.61), as well as the fourth-lowest walks per nine innings rate (2.83). It also had its fourth-most strikeouts (377), second-most saves (15) and tied for the second-most shutouts in school history (4). Jason Farley and Jeremy Brown each had seasons that ranked in the program's top-10 in fewest walks per nine innings, while Coby Cowgill ranked 10th in the Big South in ERA and fourth in opponents batting average.

Ikenberry became the Institute's head baseball coach on July 22, 2003, after former head coach (and current Yankee minor league manager) Tom Slater departed VMI to accept a coaching position at the University of Florida. Ikenberry, who had been Slater's recruiting coordinator and top assistant for three years prior to the promotion, saw immediate strong results. After winning 23 games in his first year and 27 contests in his second season, historic ground was broken in 2006, when the Keydets won 30 games for the first time in program history, while also marking the first time in 41 years that the program posted a winning record. That success continued in 2007, as Ikenberry guided his squad to a 34-21 record, knocking off a pair of teams ranked in the top 10 nationally for the first time in program history. As a result, VMI Baseball earned its first-ever national ranking, being tabbed 30th in the country by Collegiate Baseball in back-to-back weeks while also receiving votes in the Writers' Poll.

2008 saw another near-30 win season, as VMI won 29 games and saw pitchers Michael Bowman and Trey Barham selected in the MLB draft. 2009, despite being a down year overall, did bring about VMI's first win in the Big South Championship, as #8 VMI defeated #5 Gardner-Webb in one of the tournament's play-in games. Left-handed pitcher Travis Smink was drafted by the Houston Astros at the conclusion of that season, while 2010 saw perhaps VMI's most notable regular season athletic win, a 12-3 win over then-#1 Virginia at Gray-Minor Stadium on April 14. It was the first Keydet win over a top-ranked opponent in Institute history.

That year's team also set nine new school records, doing so for batting average (.325), slugging percentage (.529), hits (629), runs (414), doubles (133), home runs (78), RBIs (390), at bats (1933) and total bases (1022). On the mound, the staff's 441 strikeouts were tied for the most in school history, while the team's 8.26 strikeouts per nine innings rate is the third-best. In addition, the 11 saves the team posted was tied for fourth on the list and the 3.46 walks per nine innings rate came in seventh. Finally, the team's ERA (5.43) ranks 10th in the Alumnum Bat Era.

During his time at VMI, Ikenberry has been responsible for the signing of three Louisville Slugger Freshman All-Americans, a Southern Conference Freshman of the Year, five Big South First-Team All-Conference selections, the 2010 Big South Freshman of the Year and a 2003 All-SoCon Tournament player. The team has also posted 14 all-conference selections. Ikenberry, 38, served as VMI's recruiting coordinator and pitching and catching coach in 2003 and was vital in the staff's remarkable improvement that season. Working closely with the Keydet pitchers and catchers, Ikenberry helped guide the pitching staff to an improvement of nearly two runs in team earned run average from the previous season.

A 1995 graduate of VMI, Ikenberry played for the Keydets and was recruited by VMI Hall of Famer Chris Finwood, now head coach at Old Dominion. Ikenberry returned to his alma mater in the summer of 2000 after spending three years at the College of William and Mary as an assistant coach and recruiting coordinator. While in Williamsburg, Ikenberry recruited two high school All-Americans and freshman All-Americans.

In 2000, the Tribe of William and Mary finished with a school record 32 wins and placed third in the Colonial Athletic Association Tournament, followed by a CAA title and NCAA Regional berth the following year. During his time in Williamsburg, Ikenberry coached Major Leaguer Brendan Harris and recruited Major Leaguer Chris Ray. During his coaching career, Ikenberry has helped guide 28 players onto professional careers in baseball. In recent years, Ikenberry was instrumental in the development of pitchers Barham, Bowman, Smink, Corey Bachman, Duke Acors, Jeremy Harper, Phil Hendrix and J.J. Hollenbeck as well as catchers Andy Barden and Mike Roberts and infielders Matt Smith, Chad Rice, Kelly Sweppenhiser, Tanner Biagini, Jordan Ballard and most recently, Sam Roberts.

As a cadet, Ikenberry was a four-year starting catcher for the Keydets. While playing, he developed a reputation for his excellent defensive skills and his handling of the pitching staff. He also caught for former VMI and major league pitcher Ryan Glynn. He played on VMI's 1993 squad that advanced to the Southern Conference Championship game and ranked third in the nation in defense. In 1994, he helped the Keydets in setting a then school record for wins along with a third place finish in the Southern Conference Tournament.

A native of Richmond, Va., Ikenberry has two brothers who both attended VMI. Twin brother Merlin Ikenberry was a teammate as a pitcher and designated hitter while his oldest brother Steve Ikenberry is an alum of the class of 1980. He married the former Shannon Marshall in August 2000, and their son, Owen, was born in November 2010.

Winningest Keydet Baseball Coaches

By Wins

1. Marlin Ikenberry (2004-Present)	221
2. Scott Gines (1995-2000)	104
3. Donny White (1974, 1982-87)	91
4. Chris Finwood (1992-94)	52
5. Charlie McGinnis (1962-65)	48



Marlin, Shannon and Owen Ikenberry

What They're Saying about Marlin Ikenberry

"Playing for Coach Ike was a tremendous and unforgettable experience. Under his direction, I not only matured as a cadet and baseball player, but also as a leader and a man. If I was able to do it all over again, I would choose my unique VMI experience every time, due to Coach Ikenberry." - J.J. Hollenbeck

"Coach Ike developed the committed, disciplined, and competitive person I am today. Learning how to play the game of baseball the right way with an optimistic attitude and a competitive drive for everyday made me a better ball player, but most of all, a more well-rounded individual." - Travis Smink

"Coach Ikenberry has done a wonderful job at VMI, because he has the energy and passion needed to be successful at this level. He is one of the best recruiters in the state, and is the most he is a coach that a parent can trust." - Sam Roberts

"Coach Ikenberry is one of the best, most enthusiastic coaches I've ever played for. He knows the game of baseball and knows what it takes to win at a high level. More importantly though, he's also one of the best people I've ever met." - Mike Roberts

The Ikenberry File

Education

- Douglas Freeman High School (1991)
- Virginia Military Institute (1995-B.S.)

Coaching Experience

- Assistant Coach, William & Mary (1998-2000)
- Assistant Coach, Virginia Military Institute (2000-03)
- Head Coach, Virginia Military Institute (2003-Present)

Personal

- Born: February 23, 1973 in Richmond, Va.
- Wife: Shannon, married August 12, 2000
- Son: Owen, born November 19, 2010

Year-By-Year Record

1992	VMI	11-39	Starting Catcher
1993	VMI	20-29#	Starting Catcher
1994	VMI	21-29*	Starting Catcher
1995	VMI	19-28	Starting Catcher
1998	W&M	24-28	Assistant Coach
1999	W&M	29-24	Assistant Coach
2000	W&M	32-25*	Assistant Coach
2001	VMI	15-32	Assistant Coach
2002	VMI	10-41	Assistant Coach
2003	VMI	25-27*	Assistant Coach
2004	VMI	23-32	Head Coach
2005	VMI	27-28*	Head Coach
2006	VMI	30-25*	Head Coach
2007	VMI	34-21*	Head Coach
2008	VMI	29-26	Head Coach
2009	VMI	18-35	Head Coach
2010	VMI	33-22	Head Coach
2011	VMI	27-24-1	Head Coach
221-213-1			Head Coaching Career

Record

- *- Broke School Record for Wins
- #- Tied School Record for Wins

Ikenberry Facts

- Has coached VMI to several landmark victories, including 2010's 12-3 win over #1 Virginia at Gray-Minor Stadium, believed to be VMI Athletics' first win over a top-ranked team in any sport. The Keydets have also notched a pair of additional wins against top-10 opponents (both coming in 2007) under Ikenberry, knocking off #3 Virginia and #10 Auburn. Ikenberry has also led VMI to series wins against both Florida and Auburn, the program's first-ever series victories versus SEC opponents.
- Has been a part of five of the last six teams to break the VMI season wins mark. In 1994, was a senior starting catcher on the team that won 21 games; was an assistant on the 2003 team that achieved 24 wins; and was the head coach of the 2005 27-win team, the 2006 30-win squad and 2007's 34-win campaign. He was also an assistant on the 2000 William & Mary team that achieved a school-record 32 victories.
- Needed less than four seasons to become the winningest coach in program history, winning his 105th game on April 13, 2007, a 13-0 win over Coppin State. It also marked the 200th game of his head coaching career.
- Starting catcher on the 1993 VMI team that made the Southern Conference Championship game before falling to Western Carolina.

Assistant Coach Jonathan Hadra

Third Season ♦ VMI '04

Jonathan Hadra, a four-year letterman and 2004 graduate of VMI, enters his third season of this, his second stint as a Keydet assistant coach.

Hadra works with the infielders and hitters, and 2011 was his first season serving as the recruiting coordinator in addition to those duties.

2011 saw shortstop Sam Roberts named a semifinalist for the Brooks Wallace Award, presented to the nation's top shortstop, while Roberts also finished his career in VMI's top-10 in twelve different categories. That included being the Keydet record holder in hits, walks and runs scored, and he went on to be a 26th-round draft pick of the Oakland A's. Outfielder Graham Sullivan cracked the program's career top-10 list in hits, total bases and batting average, and paced the club in hitting during the season (.358), while catcher Alex Haitsuka joined Roberts as a All-Big South First Team honoree, marking the first time since 2005 that the Keydets had two players earn First Team All-Conference honors. As a whole, the team posted its fifth-highest batting average in program history (.300).

The 2010 season was a banner year for Hadra's proteges, as not only did the offense break nine school records, including batting average, home runs and total bases, but the team posted the third-best fielding percentage in VMI history. Then-junior Sam Roberts was a quarterfinalist for the Brooks Wallace Award, presented to the nation's top shortstop, while his fellow infielders Jordan Ballard and Cory Spangenberg also had banner years under Hadra's tutelage. Ballard hit 18 home runs, claimed the career VMI record in that category (41) and was a 33rd-round draft pick of the Colorado Rockies. Spangenberg earned three Freshman All-American honors, was the Big South Freshman of the Year and ranked in the top-10 in the conference in seven different categories.

Hadra, who spent the 2009 season at Bradley, brought five years of coaching experience back to Lexington. Upon his graduation, Hadra coached with VMI in 2005 before working three years at Western Kentucky under VMI graduate Chris Finwood. At Bradley, Hadra worked to bring in a freshman class of 16 that was named one of the top recruiting classes in the nation by Collegiate Baseball. Included in the haul were a pair of Junior College All-Americans, a High School All-American and three players that were drafted by MLB clubs. Prior to his stint in Peoria, Hadra worked for three seasons at WKU. During that time, he oversaw outfield instruction, base running and bunting while coaching first base. In 2008, the Hilltoppers were picked seventh in the league's preseason poll, yet made just the third NCAA Tournament appearance in program history after capturing the conference tournament championship.

In Hadra's second season in Bowling Green, the Hilltoppers went 15-15 in Sun Belt play, recording a conference-record 10-game improvement from their league mark in 2006.


Before joining Finwood's staff in 2005, Hadra spent one season as an assistant coach at VMI. That season, the Keydets broke the school record for wins and knocked off a ranked opponent for the second straight year (#21 Coastal Carolina, 3-2), as Hadra worked with outfielders and assisted instruction in base running, bunting and positional defense.

As a cadet, Hadra was a four-year letterman who graduated with a degree in Economics and Business. Hadra served as team captain his senior year and helped the Keydets break the school record for wins during his junior season. His sophomore season, meanwhile, saw VMI finish with a 16-14 mark in the Southern Conference, breaking the program standard for most conference wins.

Hadra is married to the former Allison Toth, and the couple has a two-year old son, Colton.



Assistant Coach Jonathan Hadra, wife Allison and son Colton



Assistant Coach Travis Beazley

First Season ♦ Randolph-Macon '06


Travis Beazley, former Boston Red Sox minor leaguer and Randolph-Macon assistant coach, was named the new pitching coach for VMI baseball on August 18, 2011.

Beazley joins VMI after spending a year as an assistant at Randolph-Macon, during which time he worked with the pitchers, infielders and hitters for the 2011 ODAC Champions and NCAA Regional participants. He also oversaw the program's recruiting and strength and conditioning, as well as the squad's academic progress.

Prior to his year as a full-time assistant at RMC, Beazley spent most of three seasons in the Boston Red Sox farm system after being selected in the 38th round of the 2006 MLB Draft. He pitched 370 total innings in his career, and led the Boston minor league system in wins and innings pitched during the 2007 season. While pitching for the Red Sox, he spent his fall seasons as a volunteer coach at RMC, working specifically with the pitchers and infielders.

Beazley graduated from Randolph-Macon in 2006, after a standout collegiate career. His 2006 season earned him a litany of awards, including a Second Team All-American Selection, the ODAC Pitcher of the Year honor and the ABCA/Rawlings Division III South Region Pitcher of the Year award. He was also an ESPN the Magazine/CoSIDA First Team All-District All-Academic Selection in 2006, and was a four-year Presidential Scholarship recipient.

Beazley is also a former American Legion Assistant Coach, and has worked camps for VCU, Richmond and Clemson in past years. He is a native of Beaverdam, Va. and a graduate of Patrick Henry High School.




Volunteer Assistant Nachion Moore

Second Season ♦ Radford '09

Nachion Moore, a former Big South player, will enter his second season as the Keydets' volunteer assistant in 2011.

Moore was a four-year veteran of the Big South ranks as a utility infielder and catcher. He played under two different coaching staffs at Radford, and was an active member of the Student Athletic Advisory Committee. He also was nominated for the NCAA Leadership Conference during his time as a Highlander, which concluded the 2009 season. Moore graduated from Radford in May of 2009 with a Bachelor of Science degree in Sports Medicine.

The newest addition to the Keydet staff, Moore was employed in the business world at Lewis-Gale Hospital in Salem, Va., acting as an assistant to a Physical Therapist. He has also worked in a similar position in Blacksburg, Va., during his undergraduate career.



Baseball SID Brad Salois

Fifth Year at VMI ♦ Liberty '07

Brad Salois joined the Athletic Communications office in January of 2008 as an assistant in the Sports Information office, and has since been promoted to Associate Athletic Communications Director. With the promotion, Salois will now act as the SID for baseball, women's soccer, swimming and diving and all disciplines of track and field/cross country. In addition, he will also serve as the secondary contact for football and basketball.

During his four-plus years at the Institute, Salois' primary focus has been on publicity for the track and field programs, including 2009 All-American Donnie Cowart, three-time national qualifier Felix Kitur and distance runner Hannah Granger, the first VMI woman to win a conference running championship in indoor track, outdoor track and cross country. He continues to cover Cowart's successes to this day, as the Rustburg, Va. native attempts to qualify for the 2012 London Olympics.

This past school year, Salois was at the forefront of continuing to move the majority of VMI's Athletic Publications to an online, virtual format, as Keydet football and basketball joined the previous year's offerings for wrestling, track and field and lacrosse. He also served as the host SID for the 2011 Big South Baseball Championships, which were hosted by VMI for the first time, and acted as the official scorer. Salois was also the host SID, play-by-play commentator and public address announcer for the Big South Outdoor Track and Field Championships, which were also held at VMI.

In the fall of 2009, Salois added cross country to his list of sports, and in addition to the early season success of the men's team, was in charge of publicity for the women's program, which included Big South Runner of the Year Granger; conference Freshman of the Year Jenna Moye and Coach of the Year Paul Spangler. He then orchestrated the summer training blog, "Logging Miles", a first for cross country in the Big South.

In addition, Salois developed the Athletic Communications' office uses of Blogspot and Twitter to further advance communication of news and events. He has also blogged live from several events on VMIKeydets.com, including the 2008 MAAC Lacrosse Championships, 2009 and 2010 Big South Outdoor Track and Field Championships and baseball's 2011 opener at preseason #10 Florida State.

Salois came to VMI from Liberty, where he was involved in the Athletic Media Relations office as a student worker for three years, including six months as an intern.

Salois graduated from Liberty in 2007 with a B.S. in Sport Management. He is originally from Wichita Falls, Texas.



Athletic Trainer Mark Feger

First Season ♦ Albion '11

Mark Feger, is a 2011 graduate of Albion College with a bachelor of arts degree in athletic training. A native of Caseville, Michigan, he played soccer for four years at Albion, leading the team in scoring two seasons.

While at Albion, Feger worked with the football, baseball, cross country, track, tennis, women's lacrosse, and basketball squads. He earned additional experience working with the Orthopedic Rehab Specialists Clinic, Marshal High School, and Scheurer Hospital Physical Therapy. He also assisted with the NFL's Cleveland Browns Sports Medicine group.

During his graduate assistantship at VMI, he will also be enrolled in the Master of Education in Kinesiology/Athletic Training program at the University of Virginia.

Strength Coach Jimmy Whitten

Eighth Season ♦ Virginia Tech '90

Jimmy Whitten is in his eighth year as VMI Associate Head Strength and Conditioning Coach, where he has made a positive impact on the program.

Whitten came from East Carolina University in August 2004, where he was Director of Strength and Conditioning. While at ECU, Whitten implemented the strength and conditioning programs for Pirate Football and Men's Basketball for three years.


He also headed up the strength programs for the Pirate Baseball, Softball, Men's Track, Men's and Women's Soccer, and Swimming teams.

Prior to his ECU tenure, Whitten was head strength and conditioning coach for UNC Charlotte from July, 1999, to February, 2001. He was also assistant strength and conditioning coach at his alma mater, Virginia Tech, for two years after serving as a graduate assistant in the program for two years.

He was a defensive end standout for the Hokies and was named the team's Co-MVP as well as most valuable defensive lineman in 1990. He also held the Captain's Award for Hokie Football in 1990.

Whitten earned a Bachelor of Science in Education at Virginia Tech in 1991 and earned a Masters of Arts in Counseling Education at Virginia Tech in 1996. Whitten is a member of the Collegiate Strength and Conditioning Coaches Association and National Strength and Conditioning Association.

A native of Danville, Va., Whitten and his wife, Eileen, have two children - daughter Mandolin (8), and son Luke (7).



After a 2011 season that saw VMI feature five seniors in its starting lineup, 2012's tale for VMI baseball will hinge on two things - Youth and pitching. The Keydets lost a litany of talent to graduation, including MLB draft pick Sam Roberts, Graham Sullivan, who signed with the Frontier League's Southern Illinois Miners, and two-time All-Big South catcher Alex Haisuka.

With Sam Roberts' graduation, 2012 will mark the first time in seven seasons that no Roberts' name will be in VMI's lineup on opening day, but the Keydets christen the new era with 12 incoming freshmen on the squad this year, three of whom are projected as probable starters, while several of the freshman pitchers could play important roles as well. The pitching staff as a whole, however, is laden with veterans, and should be the strength of a team looking to improve upon a 27-24-1 2011 season.

VMI opens the year, for the second straight campaign, with a three-game set at a team ranked in the top-10 nationally. This year, it is #2 South Carolina, the two-time defending College World Series champions, as VMI goes to Columbia Feb. 17-19. Other highlights of the schedule include two games against Old Dominion, now coached by former Keydet skipper Chris Finwood, a trip to nationally-ranked Virginia and a two-team set of games May 18 at The Diamond in Richmond. There, VMI will take on both East Carolina and VCU.

The Keydets will take the field this year with a new pitching coach, as Travis Beazley joined the staff over this past summer. Prior to working at his alma mater, Randolph-Macon, last season, Beazley spent three seasons in the Boston Red Sox farm system after being selected in the 2006 MLB Draft.

This year's Big South Championship is set for May 22-26 in High Point, N.C. A full position-by-position preview follows.

Starting Pitching

For the second straight season, VMI's starting pitching depth is among the strongest in the region. The rotation will lead with junior Coby Cowgill. Cowgill rose from the bullpen, and possible mid-week starter, to Friday night ace last season, and did not disappoint en route. Along the way, he posted a 4-3 record and a 3.73 ERA, while opponents hit just .233 against the hard-throwing right-hander. That batting average against figure ranked 10th in the Big South.

Slated to pitch behind Cowgill will be left-hander Campbell Henkel, who is entering his sophomore campaign. Henkel made one start last year, but pitching out of the bullpen for the remainder of his 30 1/3 innings, he made a solid impact as a true freshman. Over his 13 outings, opponents hit just .216 against the Richmond native, while he also compiled a 3-0 record.

The slate behind Cowgill and Henkel becomes particularly intriguing, with right-hander Jeremy Brown expected to slide in behind the front two. Brown served as a true bulldog in the Keydet rotation last year, posting a 4.33 ERA while serving as both the #2 and #3 starter at different points throughout the season.

Lurking in the shadows is the 6'5" right-hander Adam Lopez, VMI's Friday night starter early last year. Lopez worked into early March, striking out 13 in ten innings with a repertoire including a low-to-mid 90's fastball. He then suffered an arm injury in early March and missed the rest of the season. His rehab, however, continues to progress and preliminary reports indicate he is on schedule.

Slated to potentially see mid-week starts is a cast of talented pitchers, including John Garrett, Travis Thomas, Reed Garrett, Jonathan Kelley and Connor Bach. Kelley and Reed Garrett are talented freshmen, while Bach looks to make

an impact in his sophomore season. John Garrett hopes to expand upon last season's starting experience, while Thomas has been a mainstay of the VMI bullpen during his two years on Post, and in fact, pitched in the fifth-most games in VMI history last season (28). The amount of time this group of five sees as starting pitchers, however, may depend on the health status of Lopez.




Relief Pitching

Should the starting pitching tire, the VMI bullpen could contend to be the best in the Big South this year. At the back end are two hard-throwing senior right-handers, Michael Devine and Alan Watts. Watts emerged last year as a true force out of the 'pen, posting a 2.64 ERA in 44 1/3 innings, which came over 26 games. Those 26 outings were the seventh-most in the VMI single-season annals, but what was particularly notable was his 37-4 strikeout to walk ratio. In fact, Watts did not walk a batter until April 16 of last season, a run that spanned his first 15 appearances of the year.

Devine was tabbed for the Stopper of the Year Watch List prior to 2011, and went on to compile a 3.26 ERA with five saves. Those five saves gave him 12 for his career, leaving him four shy of VMI's all-time leader in the category. Devine also ranks 10th in career appearances at the Institute, with 64. The Cheswick, Pa. native struggled a bit in the middle portions of the season, due in large part to a nagging ankle injury, but recovered late in the year and ended it strong, capping 2011 with 5 1/3 scoreless innings over his three outings.

Two right-handers from the junior class may also see significant bullpen time in the aforementioned Thomas and Garrett. Garrett became VMI's primary mid-week starter over the final six weeks of last season, and picked up four wins in the process, leaving him just three shy of VMI's all-time top-10 list. Thomas spent the majority of 2011 in the bullpen (as noted above), picking up three saves en route, but has made a single start in each of his first two seasons on Post. Senior Andrew Deal also returns for his final collegiate campaign, while Miles McQuaig rejoins the squad after missing the 2011 season.

Behind those upperclassmen, sophomores Bach, a left-hander, and Rian Ellis, a righty, will vie for time, as will a cast of freshmen. That listing will include lefty Kelley, a Wilmington, N.C. native who has impressed the staff with his pitchability early on, as well as right-handers Reed Garrett, Andrew Woods and Tyler Lighton. The variety of depth could increase even more, should Lopez successfully rejoin the weekend rotation.



Season Preview

Outfield

The three outfield positions are some of the most flexible on the field, returning two starters. Returning center fielder Rob Dickinson, the team's only starting left-handed hitter, remains relatively entrenched in his position. Dickinson rebounded from a poor start to 2011 to close well, as after hitting .195 through his first 14 games, he raised his average nearly 80 points over the next 12 days. The now-junior wrapped up the season hitting .274, and played his above-average center field defense throughout his sophomore campaign.

The other returning starter is senior Jacob Morley, who returns as one of the squad's veteran leaders, having been a three-year regular for this Keydet squad. He hit .295 last season as the regular right fielder, and was second on the team in stolen bases as well. The senior could see time at any of the three outfield positions, between LF, RF and DH.

The players who will join the two upperclassmen will come from a group including sophomore Jordan Tarsoovich and freshman Gary LeClair. LeClair enters VMI with quite the pedigree, having been named All-State following both his junior and senior seasons. LeClair hit .543 last year for the Steward School, and is touted for both his ability as a contact hitter and his defensive prowess. Tarsoovich saw a fair amount of action in his first season on post, and while most of it did come as a defensive replacement, he did hit .261 in 23 at-bats, striking out just twice.

Also bidding for outfield playing time will be sophomore Eric Mayers, who saw action in 13 games last season, as well as a cast of freshmen, including Brandon Angus, Brandon Diamond and early signee Sheldon Shifflett, who comes to VMI from Saint Anne's Belfield in nearby Charlottesville. The large number of young players may provide more flexibility than the team has had in past years.

Infield

The Keydet infield will be anchored at the corners, first baseman George Piccirilli and third baseman Chase Worthington. Piccirilli broke out last season, hitting .332 in the process while playing in all 52 games. The now-senior also had four home runs and drove in 34, all while hitting in the middle of the lineup, a role he will assume again this season.

At third base, Worthington is the incumbent starter. Worthington struggled last season, hitting just .211, but did show well on several occasions, including going 7 for 13 in a series against Charleston Southern in mid-April. He also had a strange game April 8 against Radford, when he tied the school record for sacrifice bunts, putting down three in that contest against the Highlanders.

Cody Holder will provide depth at first base, third base and shortstop, after seeing action in 23 games as a true freshman. Across the diamond, redshirt freshman Cameron Walter could also see time at either first base or designated hitter.

Last season, the Keydet double play, keystone combination was comprised of two seniors, but this year, two freshmen are likely to get the call at second base and shortstop. Thomas Stallings, out of Charlottesville, Va., is the early favorite for the second base job. Stallings was Second Team All-State last season, while his possible partner up the middle, Drew Bryan, had a strong season as well. Bryan took part in more double plays than he had errors committed, and also led his team with 10 doubles, three triples and 30 RBI.


Fellow freshmen Nick Dwyer and Michael Donovan will provide depth up the middle as well. Dwyer is a strong defender on the left side of the infield, while Donovan's athleticism allowed him, a traditional second baseman, to play shortstop for three years at Western Branch High School.

Catching

Following the graduation of longtime starter Alex Haitzuka, VMI will be breaking in a new starting backstop in 2012. The positional battle is between redshirt freshman Matt Winn, sophomore Berkley Hawkins and returning junior Andrew Montague.

Montague hit .234 last year in spot duty, and had an interesting summer as well. Over the summer, Montague teamed with first baseman Piccirilli (and early in the year, reliever Thomas) to lead the Rockbridge Rapids to their first-ever berth in the Valley League Championship. In fact, Montague pitched the final innings of the semifinal game that sent the Rapids on to the Championship. Montague's pitching skills will likely be used by VMI this season, as the junior has worked on the mound during fall practice.

Winn, a former All-District catcher at Richmond's JR Tucker high school, is regarded as a strong receiver behind the plate, and possesses a strong arm as well. Finally, Hawkins, the starting Keydet first baseman early last season, came into VMI as a well-regarded catcher, and will be working to see time at his original position this season.



No.	Name	Pos.	B/T	HT	WT	CL	Hometown/Previous School
1	Drew Bryan	IF	R/R	5-9	150	Fr.	Phillipsburg, Pa./Phillipsburg Osceola
3	Jeremy Brown	RHP	R/R	5-11	172	R-Jr.	Rixeyville, Va./Culpepper
4	Gary LeClair	OF	R/R	5-10	177	Fr.	Richmond, Va./Steward School
5	Michael Donovan	IF	R/R	5-11	170	Fr.	Chesapeake, Va./Western Branch
6	Jacob Morley	OF	R/R	6-0	178	Sr.	Annadale, Va./WT Woodson
7	Chase Worthington	3B	R/R	5-11	190	Sr.	Mechanicsville, Va./Atlee
8	Matt Winn	C	R/R	6-0	199	R-Fr.	Richmond, Va./JR Tucker
9	Thomas Stallings	IF	R/R	5-10	177	Fr.	Charlottesville, Va./Miller School
10	Alan Watts	RHP	R/R	6-1	204	Sr.	Buena Vista, Va./Lord Botetourt
11	Jonathan Kelley	LHP	L/L	6-2	178	Fr.	Wilmington, N.C./Ashley
12	Reed Garrett	RHP	R/R	6-1	165	Fr.	Richmond, Va./Mills Godwin
13	Brandon Diamond	OF	R/R	5-11	171	Fr.	Chester, Va./Thomas Dale
14	John Garrett	RHP	R/R	6-2	200	Jr.	Norfolk, Va./Maury
16	Nick Dwyer	IF	R/R	6-0	170	Fr.	Carrollton, Texas/Creek View
17	Travis Thomas	RHP	R/R	6-4	180	Jr.	Fredericksburg, Va./Riverbend
18	Miles McQuaig	RHP	L/R	6-4	210	R-So.	Midlothian, Va./Midlothian
20	Adam Lopez	RHP	R/R	6-5	218	Sr.	Fredericksburg, Va./Stafford
21	TJ Lighton	RHP	R/R	6-2	206	Fr.	Chesapeake, Va./Hickory
22	Eric Mayers	OF	R/R	5-10	185	So.	Richmond, Va./Hanover
23	Cody Holder	IF	R/R	6-4	175	So.	Danville, Va./Tunstall
24	Connor Bach	LHP	L/L	6-6	187	So.	Clifton, Va./Centreville
25	Michael Devine	RHP	R/R	6-0	215	Sr.	Cheswick, Pa./Springdale
26	Berkley Hawkins	IB/C	R/R	6-2	177	So.	Richmond, Va./Trinity
27	George Piccirilli	IB/DH	R/R	5-10	195	Sr.	Manassas, Va./Osbourne Park
28	Campbell Henkel	LHP	R/L	6-3	228	So.	Richmond, Va./St. Christopher's
29	Coby Cowgill	RHP	R/R	6-0	195	Jr.	Norfolk, Va./Maury
30	Andrew Montague	C/RHP	R/R	6-0	188	Jr.	Portsmouth, Va./Churchland
31	Rob Dickinson	OF	L/L	6-0	185	Jr.	Richmond, Va./Douglas Freeman
32	Andrew Deal	RHP	R/R	6-0	202	Sr.	Chester, Va./LC Bird
33	Jordan Tarsovich	OF/IF	R/R	5-10	175	So.	Richmond, Va./Trinity
34	Sheldon Shifflett	OF	R/R	5-9	160	Fr.	Charlottesville, Va./St Anne's Belfield
35	Rian Ellis	RHP	R/R	6-0	182	So.	Chesapeake, Va./Grassfields
36	Andrew Woods	RHP	R/R	6-0	178	Fr.	Richmond, Va./Benedictine
37	Cameron Walter	IF	L/L	6-4	220	R-Fr.	Centreville, Va./Centreville
39	Brandon Angus	OF	R/R	6-0	175	Fr.	Mechanicsville, Va./Lee Davis
	*William Connerley	OF/C	R/R	6-1	193	R-Fr.	Mechanicsville, Va./Lee Davis (E. Carolina)

Alphabetical Roster

39	Brandon Angus	OF
24	Connor Bach	LHP
3	Jeremy Brown	RHP
1	Drew Bryan	IF
29	Coby Cowgill	RHP
32	Andrew Deal	RHP
25	Michael Devine	RHP
13	Brandon Diamond	OF
31	Rob Dickinson	OF
5	Michael Donovan	IF
16	Nick Dwyer	IF
35	Rian Ellis	RHP
14	John Garrett	RHP
12	Reed Garrett	RHP
26	Berkley Hawkins	IB/C
28	Campbell Henkel	LHP
23	Cody Holder	IF
11	Jonathan Kelley	LHP
4	Gary LeClair	OF
21	TJ Lighton	RHP
20	Adam Lopez	RHP
22	Eric Mayers	OF
18	Miles McQuaig	RHP
30	Andrew Montague	C
6	Jacob Morley	OF
27	George Piccirilli	IB/DH
34	Sheldon Shifflett	OF
9	Thomas Stallings	IF
33	Jordan Tarsovich	OF/IF
17	Travis Thomas	RHP
37	Cameron Walter	IF
10	Alan Watts	RHP
9	Matt Winn	C
36	Andrew Woods	RHP
7	Chase Worthington	3B

Head Coach:

#19 Marlin Ikenberry (VMI '95), Ninth Season

Assistant Coaches:

#2 Jonathan Hadra (VMI '04), Third Season and #40 Travis Beazley (Randolph-Macon '06), First Season

Volunteer Assistant:

#38 Nachion Moore (Radford '09)

*-Will not play due to NCAA Transfer Rule

Pronunciation Guide

Travis **BEAZLEY** - BEES-lee

Coby **COWGILL** - Coe-GUL

RIAN Ellis - RYAN

Jonathan **HADRA** - Hay-DRUH

Campbell **HENKEL** - HEN-kel

Marlin **IKENBERRY** - EYE-ken-berry

Eric **MAYERS** - MAY-ers

Miles **MCQUAIG** - Mc-Quag (peg)

NACHION Moore - Nay-SHAWN

George **PICCIRILLI** - PICK-ih-really

Jordan **TARSOVICH** - Tarso-VICH

Keydets By State

Virginia- 31

Angus, Bach, Brown, Cowgill, Deal, Diamond, Dickinson, Donovan, J. Garrett, R. Garrett, Ellis, Hawkins, Henkel, Holder, LeClair, Lighton, Lopez, Mayers, McQuaig, Montague, Morley, Piccirilli, Shifflett, Stallings, Tarsovich, Thomas, Walter, Watts, Winn, Woods, Worthington

Pennsylvania- 2

Bryan, Devine

North Carolina- 1

Kelley

Texas - 1

Dwyer

Keydets By Class (Eligibility)

Seniors - 7

Deal, Devine, Lopez, Morley, Piccirilli, Watts, Worthington

Juniors - 6

Brown, Cowgill, Dickinson, J. Garrett, Montague, Thomas

Sophomores - 7

Bach, Ellis, Hawkins, Henkel, Holder, Mayers, McQuaig (RS), Tarsovich

Freshmen - 15

Angus, Bryan, Connerley (RS), Diamond, Donovan, Dwyer, R. Garrett, Kelley, LeClair, Lighton, Shifflett, Stallings, Walter (RS), Winn (RS), Woods

Squad Analysis

2011 Lettermen

Returning20
Lost8

2011 Position Starters

Returning5
Lost4

2011 Pitchers

Returning12
Lost4

Newcomers14

How They Hit

Right30
Left6

How They Throw

Right32
Left4

How They Pitch

Right13
Left3

Roster

PLAYERS RETURNING

Position Starters

Player	Cl.	Pos.	B/T	GP/GS	AVG	2B	3B	HR	RBI	SB-A
Rob Dickinson	Jr.	OF	L/L	52/43	.274	10	0	3	21	3-3
Jacob Morley	Sr.	OF	R/R	49/48	.295	8	2	2	25	11-15
George Piccirilli	Sr.	1B/DH	R/R	52/49	.332	13	1	4	34	4-6
Chase Worthington	Sr.	3B	R/R	51/49	.212	4	1	3	18	0-2

Other Position Players Returning

Player	Cl.	Pos.	B/T	GP/GS	AVG	2B	3B	HR	RBI	SB-A
Berkley Hawkins	So.	1B/C	R/R	21/7	.143	1	0	0	1	0-0
Cody Holder	So.	IF	R/R	23/7	.185	0	0	0	2	0-0
Eric Mayers	So.	OF	R/R	13/4	.188	1	0	0	0	0-0
Andrew Montague	Jr.	C	R/R	25/11	.234	1	0	0	4	0-3
Jordan Tarsovich	So.	OF/IF	R/R	23/10	.261	0	0	0	3	2-2
Matt Winn	R-Fr.	C	R/R	No Stats						

Pitchers Returning

Player	Cl.	Pos.	W-L	SV	A/GS	ERA	IP	K	BB
Connor Bach	So.	LHP	0-0	0	1/0	27.00	0.1	1	1
Jeremy Brown	Sr.	RHP	5-3	0	14/13	4.33	68.2	52	15
Coby Cowgill	Jr.	RHP	4-3	0	13/12	3.73	72.1	59	31
Andrew Deal	Sr.	RHP	0-0	0	11/0	9.00	9.0	6	5
Michael Devine	Sr.	RHP	0-2	5	23/0	3.26	30.1	30	13
Rian Ellis	So.	RHP	0-0	0	3/0	13.50	2.2	1	1
John Garrett	Jr.	RHP	4-2	0	20/5	5.79	32.2	27	8
Campbell Henkel	So.	LHP	3-0	0	13/1	3.56	30.1	18	17
Adam Lopez	R-Jr.	RHP	1-1	0	3/3	4.50	10.0	13	6
Miles McQuaig*	R-Jr.	RHP	0-0	0	6/0	5.62	8.0	11	4
Travis Thomas	Jr.	RHP	2-1	3	28/1	4.43	40.2	46	9
Alan Watts	Sr.	RHP	3-0	3	26/0	2.64	44.1	37	4

*-2010 Stats

PLAYERS LOST

Position Starters


Player	Pos.	GP/GS	AVG	2B	3B	HR	RBI	SB-A
Alex Haitzuka	C	51/51	.323	16	0	6	37	2-2
Justin Hess	2B	52/51	.313	4	1	3	23	3-5
Sam Roberts	SS	52/52	.347	14	2	5	37	13-17
Graham Sullivan	OF	52/52	.358	16	0	5	40	8-10
Justin Topping	DH	40/32	.333	6	0	1	15	2-3
Chris Russo	IF	15/1	.000	0	0	0	1	0-0

Pitchers

Player	Pos.	W-L	SV	A/GS	ERA	IP	K	BB
Ryan Barefoot	RHP	0-0	0	3/0	19.29	4.2	3	9
Jason Farley	LHP	4-8	0	16/13	5.42	73.0	50	11
Sam Roberts	RHP	1-4	4	14/4	4.78	32.0	34	10



Campbell Henkel



Andrew Deal



Rob Dickinson



Michael Devine



2012 Keydet Baseball Schedule

Date	Opponent	Site	Time
Feb. 17	South Carolina	Columbia, S.C.	3 p.m.
Feb. 18	South Carolina	Columbia, S.C.	3 p.m.
Feb. 19	South Carolina	Columbia, S.C.	1:30 p.m.
Feb. 21	Longwood	Lexington, Va.	3 p.m.
Feb. 22	Richmond	Richmond, Va.	2:30 p.m.
Feb. 24	Lafayette	Lexington, Va.	3 p.m.
Feb. 25	Lafayette	Lexington, Va.	3 p.m.
Feb. 26	Lafayette	Lexington, Va.	2 p.m.
Feb. 28	William & Mary	Williamsburg, Va.	4 p.m.
Mar. 2	Hartford	Lexington, Va.	4 p.m.
Mar. 3	Hartford	Lexington, Va.	2 p.m.
Mar. 4	Hartford	Lexington, Va.	2 p.m.
Mar. 6	William & Mary	Lexington, Va.	4 p.m.
Mar. 9	Youngstown State	Lexington, Va.	5 p.m.
Mar. 10	Youngstown State	Lexington, Va.	2 p.m.
Mar. 11	Youngstown State	Lexington, Va.	2 p.m.
Mar. 13	Old Dominion	Norfolk, Va.	3 p.m.
Mar. 14	Old Dominion	Hampton, Va.	3 p.m.
Mar. 16	UNC Asheville*	Asheville, N.C.	3 p.m.
Mar. 17	UNC Asheville*	Asheville, N.C.	2 p.m.
Mar. 18	UNC Asheville*	Asheville, N.C.	1 p.m.
Mar. 21	Virginia	Charlottesville, Va.	5 p.m.
Mar. 23	Presbyterian College*	Lexington, Va.	5 p.m.
Mar. 24	Presbyterian College*	Lexington, Va.	2 p.m.
Mar. 25	Presbyterian College*	Lexington, Va.	1 p.m.
Mar. 27	Old Dominion	Lexington, Va.	5 p.m.
Mar. 30	High Point*	High Point, N.C.	6 p.m.
Mar. 31	High Point*	High Point, N.C.	2 p.m.
Apr. 1	High Point*	High Point, N.C.	1 p.m.
Apr. 3	Richmond	Lexington, Va.	6 p.m.
Apr. 6	Winthrop*	Lexington, Va.	5 p.m.
Apr. 7	Winthrop (DH)*	Lexington, Va.	2 p.m.
Apr. 10	VCU	Richmond, Va.	6 p.m.
Apr. 13	Coastal Carolina*	Conway, S.C.	6 p.m.
Apr. 14	Coastal Carolina*	Conway, S.C.	3 p.m.
Apr. 15	Coastal Carolina*	Conway, S.C.	2 p.m.
Apr. 18	James Madison	Harrisonburg, Va.	6:30 p.m.
Apr. 20	Campbell*	Lexington, Va.	6 p.m.
Apr. 21	Campbell (DH)*	Lexington, Va.	2 p.m.
Apr. 24	Longwood	Farmville, Va.	6 p.m.
Apr. 25	James Madison	Lexington, Va.	6 p.m.
Apr. 27	Gardner-Webb*	Boiling Springs, N.C.	6 p.m.
Apr. 28	Gardner-Webb*	Boiling Springs, N.C.	2 p.m.
Apr. 29	Gardner-Webb*	Boiling Springs, N.C.	2 p.m.
May 1	VCU	Lexington, Va.	6 p.m.
May 2	Virginia Tech	Blacksburg, Va.	5:30 p.m.
May 11	Charleston Southern*	Lexington, Va.	7 p.m.
May 12	Charleston Southern*	Lexington, Va.	5 p.m.
May 13	Charleston Southern*	Lexington, Va.	1 p.m.
May 17	VCU	Lexington, Va.	6 p.m.
May 18	East Carolina	Richmond, Va.	2 p.m.
May 18	VCU	Richmond, Va.	6 p.m.
May 22-26	Big South Championships	High Point, N.C.	



Jeremy Brown



George Piccirilli



Andrew Montague

Home games in Bold

* Denotes Big South Conference Game
All Times Eastern



Brandon Angus

Freshman ♦ Outfielder ♦ 6-0 ♦ 175 ♦ R/R

Mechanicsville, Va. ♦ Lee Davis

39

High School/Personal: Earned All-District and All-Region his Junior and Senior year while receiving the best defensive player award (OF)...on the football field, was two-time All-District and two-time All-Region...qualified for the state track meet in the 4X100 relay, and also finished in the top five in the region in the 55-meter dash...son of Laurie Haynes.



Connor Bach

Sophomore ♦ Left-Handed Pitcher ♦ 6-6 ♦ 187 ♦ L/L

Clifton, Va. ♦ Centreville

24

2011: Pitched 1/3 of an inning Feb. 26 against Binghamton, allowing a run on a hit.

High School/Personal: First Team All-District and All-Region (2010)...Honorably Mention All-State...three-year letterwinner at Centreville High School, pitching and playing outfield...can also play first base...will major in mechanical engineering at VMI...signed during the early signing period.

Bach's Career Pitching Stats

Year	ERA	W-L	G/GS	CG	SHO	CBO	SV	IP	H	R	ER	BB	SO	HR	B/Avg	WP	HBP
2011	27.00	0-0	1/0	0	0	0	0	0.1	1	1	1	1	1	0	.500	0	0
TOTAL	27.00	0-0	1/0	0	0	0	0	0.1	1	1	1	1	1	0	.500	0	0



Jeremy Brown

Redshirt Junior ♦ Right-Handed Pitcher ♦ 5-11 ♦ 172 ♦ R/R

Rixeyville, Va. ♦ Culpeper

3

2011: Finished the year 5-3 with a 4.33 ERA in 14 appearances (13 starts)...was a part of three shutouts, the most for a Keydet hurler since 2007...ranked eighth in program history in single-season fewest walks per nine innings...started off the year on a tear, as his ERA was 0.90 after his first four appearances...worked six shutout innings in a 2-0 win over Binghamton (Feb. 26)...threw six shutout innings again versus New Mexico State (March 12), in a 5-0 VMI win...in his other two early season starts, surrendered just one run apiece...also gave up just one run over five frames March 20 at Winthrop...scattered seven hits over six frames at Presbyterian March 27, but took a hard-luck no decision...rebounded from a three-start rough patch in early April with six innings of one-run ball April 17 at Charleston Southern, where he grabbed his third

win...beat UNC Asheville May 14 by working six innings, surrendering four hits and striking out seven...worked five shutout innings against High Point in the season's penultimate game, accounting for his third combined shutout of the year.

2010: Had 17 outings on the year, including four starts...ERA sat at 5.85 for the season...was the starting pitcher in VMI's win over then-#1 Virginia (4/14), working out of a first-inning jam to leave with a 3-2 lead...worked 3.1 innings in that game, allowing the two runs...tossed a scoreless inning of relief against #4 Coastal Carolina at the Big South Championship (5/26), striking out one...made his first start of the season against Longwood, throwing 3.1 scoreless innings and scattering five hits to earn the win (predetermined start)...was the victor in VMI's opening day 9-4 win over Bucknell, allowing two runs in 3.1 innings of relief...struck out better than a batter per inning, posting 34 K's in 32.1 frames.

2009: Made eight appearances, including five starts

before missing the final two months of the season due to injury...struck out a season-high seven, allowing only two runs, one earned, in his first career start at Richmond (2/25), working four innings...allowed three runs on three hits in three innings at Virginia Tech (3/18)...in his first conference start, allowed five runs, only two earned, in five innings against UNC Asheville (3/22)...in that start, struck out six.

High School/Personal: Three-year letterman at Culpeper...three-year starter as a pitcher and outfielder...named All-District as a pitcher and as an outfielder...son of Neil Brown and Betty Tortorelli...hit .457 with five home runs and 33 RBIs while playing for American Legion Post 156...majoring in economics & business.

BROWN'S CAREER HIGHS

IP, Starter	7.1	vs. Liberty, 4/23/11
IP, Relief	4.2	at The Citadel, 3/16/10
K	7 (2x), Last vs. UNC Asheville, 5/14/11	
BB	3 (4x), Last vs. New Mexico St., 3/12/11	

Brown's Career Pitching Stats

Year	ERA	W-L	G/GS	CG	SHO	CBO	SV	IP	H	R	ER	BB	SO	HR	B/Avg	WP	HBP
2009	6.65	1-5	8/5	0	0	0	0	23.0	30	21	17	14	22	2	.319	5	3
2010	5.85	2-2	17/4	0	0	0	0	32.1	53	24	21	14	34	5	.368	3	9
2011	4.33	5-3	14/13	0	0	3	0	68.2	69	34	33	15	52	6	.257	7	5
TOTAL	5.15	8-10	39/22	0	0	3	0	124.0	152	79	71	43	108	13	.300	15	17



Drew Bryan

Freshman ♦ Infielder ♦ 5-9 ♦ 150 ♦ R/R

Phillipsburg, Pa. ♦ Phillipsburg Osceola

1

and Andrew Bryan...stepfather is Paul Somsky...stepmother is Tracy Bryan.

High School/Personal: Strong defensive player, who participated in more double plays than he had errors recorded in his senior season...hit .457 as a junior...played for Allegheny Pirates youth development team, the same squad that featured former Keydet Chad Rice and current VMI relief pitcher Michael Devine...Bryan's summer team finished 20th in the U.S. last season during his junior season...son of Lorri Somsky



Above: Jeremy Brown, Below Left: Michael Devine, Below Right: Coby Cowgill





Coby Cowgill

Junior ♦ Right-Handed Pitcher ♦ 6-0 ♦ 195 ♦ R/R

Norfolk, Va. ♦ Maury

29

starts, pitching for the Peninsula Pilots.

2011: Sophomore rose from mid-week starter to Friday night ace during the season...ranked 10th in the Big South in ERA (3.73) and fourth in batting average against (.233)...went 4-3 while averaging just under six innings per start...best start of the year came April 15 at Charleston Southern, where he went 8 1/3 scoreless innings, allowing just two hits...one of those hits came in the first, and the other in the ninth...nearly beat Virginia Feb. 23, allowing just two runs on three hits over 6 1/3 frames...allowed just one earned run in five innings at Richmond (3/1), striking out eight...beat New Mexico State (3/1) with six innings of one-hit ball for first win of season...shut out Winthrop over 6 1/3 innings in his next start, striking out six...gave up just one earned run to Presbyterian College March 25, meaning that during the month of March, Cowgill pitched 23 1/3 innings and allowed just three earned runs...picked up the victory against Gardner-Webb on April 1...was the hard-luck loser to Liberty on April 22, despite eight strong innings in which he gave up just two runs.

Summer: Went 1-3 in five Coastal Plain League

2010: Won three of his first five collegiate starts...threw VMI's first complete game of the season at SoCon Champion The Citadel (3/17), allowing just a first inning unearned run...struck out nine while allowing just four hits against the Bulldogs...started game two of VMI's opening series against Bucknell...worked a strong five-plus innings to score his first collegiate win in game two against Lafayette (2/27)...allowed just one run on three hits in that contest...worked six shutout innings against UMES (3/6), striking out nine and allowing just one hit in a 20-1 VMI victory...converted to reliever midway through the season, and had a strong first outing out of the pen, allowing one run over 2.2 innings against Longwood (4/6).

Summer: In 10 outings (seven starts), posted an impressive 1.98 ERA, including a .215 batting average against.

High School/Personal: Four-year letterman as a pitcher and utility player under head coach Chris Howlett at Maury...earned Second Team All-Tidewater accolades...named to the Virginian-Pilot's All-Tidewater Team as a pitcher...Eastern District Player of the Year after leading the Commodores to the district's regular season and tournament championships...in his career, went 19-6

with 279 strikeouts in 189 innings...also a three-year letterman while playing basketball and golf...member of the National Honor Society...son of Kenneth Cowgill and Vicki Orourke...competed in the American Legion State Tournament several times, hitting .542 with five home runs while going 7-1 with a 1.30 ERA in 67 innings in 2007...Grandfather, David Basco, played semi-pro baseball...majoring in economics & business.

COWGILL'S CAREER HIGHS

IP, Starter	9.0	at The Citadel, 3/17/10
IP, Relief	3.0	(2x), Last at Florida State, 2/19/11
K	9	(2x), Last vs. The Citadel, 3/17/10
BB	6	vs. New Mexico State, 3/11/11

Cowgill's Career Pitching Stats

Year	ERA	W-L	G/GS	CG	SHO	CBO	SV	IP	H	R	ER	BB	SO	HR	B/Avg	WP	HBP
2010	8.62	3-1	14/7	1	0	0	0	39.2	57	44	38	24	38	4	.339	6	5
2011	3.73	4-3	13/12	0	0	1	0	72.1	61	38	30	31	59	2	.233	8	12
TOTAL	5.46	7-4	27/19	1	0	1	0	112.0	118	82	68	55	97	6	.274	14	17



Andrew Deal

Senior ♦ Right-Handed Pitcher ♦ 6-1 ♦ 205 ♦ R/R

Chester, Va. ♦ L.C. Bird

32

es to induce three flyouts.

2011: Pitched in 11 games on the season...After allowing two runs at Florida State on the season's opening weekend, would not allow a run over his next six appearances, spanning 5 2/3 innings...pitched 1 2/3 shutout innings at Oregon State March 12, striking out two...also pitched shutout ball against Virginia Tech, Radford and Coastal Carolina...pitched a 1-2-3 inning in May 14 win against UNC Asheville.

2010: Made seven appearances on the year, posting an ERA of 7.71...retired five of the six hitters he faced in game two against Presbyterian College (5/20), striking out three...made two shutout appearances against UMES, including earning his first career save by picking a runner off to end game three...worked a perfect inning of relief in game three at Bucknell, needing just six pitch-

2009: Made 15 relief outings and three starts as a freshman...against #18 Coastal Carolina in the Big South Championship, worked three no-hit innings, issuing one walk while notching a strikeout...matched his career-long in his first collegiate start, allowing just one earned run in 4.1 innings at Radford (4/19)...also worked 4.1 innings in relief against Gardner-Webb (4/11), allowing just two runs while striking out a career-best six...threw 1.2 perfect innings in relief against Liberty (4/4), striking out two...struck out five in 3.1 innings of scoreless relief against Richmond (3/24); surrendered just two hits and one walk...worked a perfect inning of relief in game two at #23 Coastal Carolina (5/9).

Summer: Played in the Virginia Commonwealth League, going 8-1 with a 2.80 ERA...had 74 strikeouts and just eight walks in 60 innings pitched.

High School/Personal: Three-year letterman as a pitcher at L.C. Bird...as a senior, went 6-2 and was

named Team MVP...earned a complete game win over top-ranked Cosby in the District Tournament as a senior, striking out nine while allowing only four hits in a 4-3 win...as a junior, went 4-1 with a 2.09 ERA...member of the Junior Honor Society...son of Donald and Donna Deal...won a pair of AAU state championships...went 5-0 for American Legion Post 284 and was 8-1 with the RISE Baseball Club, with both records coming in the summer following his senior season...majoring in economics & business.

DEAL'S CAREER HIGHS

IP, Starter	4.1	at Radford, 4/19/09
IP, Relief	4.1	vs. Gardner-Webb, 4/11/09
K	6	vs. Gardner-Webb, 4/11/09
BB	3	at William & Mary, 4/28/09

Deal's Career Pitching Stats

Year	ERA	W-L	G/GS	CG	SHO	CBO	SV	IP	H	R	ER	BB	SO	HR	B/Avg	WP	HBP
2009	6.68	0-0	18/3	0	0	0	0	31.0	30	25	23	16	24	1	.259	2	8
2010	7.71	0-0	7/0	0	0	0	1	4.2	5	5	4	3	4	0	.294	1	0
2011	9.00	0-0	11/0	0	0	1	0	9.0	10	9	9	5	6	0	.294	1	0
TOTAL	7.25	0-0	36/3	0	0	1	1	44.2	45	39	36	24	34	1	.269	4	8



Michael Devine

Senior ♦ Right-Handed Pitcher ♦ 6-0 ♦ 215 ♦ R/R

Cheswick, Pa. ♦ Springdale

25

2011: Posted five saves and a 3.26 ERA...now ranks third on VMI's all-time saves list with 12...struck out nearly a batter per inning, 30 in 30.1 frames...allowed just one earned run over his first eight appearances...threw two scoreless innings Feb. 20 at Florida State...picked up a save in home opener against William & Mary, pitching a shutout inning...saved the series openers against Binghamton (2/25) and Bucknell (3/4)...pitched a perfect 1 1/3 innings to save a win over New Mexico State March 11...struggled in early April, but rebounded with five shutout appearances over his last six outings...that included two shutout innings against JMU (4/26) with four strikeouts...pitched two shutout frames against Longwood May 11 and UNC Asheville (5/15)...picked up his final save of the year May 20 versus High Point.

2010: Led the VMI staff in appearances with 22...held opponents to a .230 average, including .222 versus right-handed hitters...recorded seven saves on the year, as well as a 4-1 record...retired the final 14 batters he faced during the regular season...struck out six batters

in 3.2 innings against Winthrop (5/16) earning his fourth win of the year...tabbed Big South Co-Pitcher of the Week April 12, had four saves with nine K's over 7 IP...that included three two-inning saves in a week, culminating with a save against Gardner-Webb (4/9)...in April, allowed no earned runs in 13.1 innings, including holding hitters to a .178 average while striking out 13 and walking none...had a save 4/7 against James Madison...posted back-to-back saves in the first two games at High Point (3/19 and 20) before taking the loss 3/21, in what was just VMI's second loss of the year...picked up his first collegiate win in the series finale against Lafayette (2/28).

Summer: Threw 5.2 innings for the Cape Cod League's Cotuit Kettleers, posting an ERA of 6.36.

2009: Made 19 appearances on the mound, including four starts, as a freshman...allowed two runs on three hits in his first collegiate start, coming against Old Dominion (2/24), as he struck out five in five innings and took a no decision...also worked in relief against #1 North Carolina (2/20) and against Youngstown State (3/7)...hurled a scoreless 1.1 innings in relief against VCU (4/8)...allowed just an unearned run in 2.2 innings of relief against Gardner-Webb (4/11)...worked four innings in a start against Longwood (4/15), matching his career-best with five strikeouts while allowing four runs...hit .190 with three RBIs while seeing time at first

base and designated hitter...hit a pinch-hit, two-run home run against Gardner-Webb (4/10).

Summer: Served as the closer for the Slippery Rock (Pa.) Sliders of the Prospect League...was 1-1 with a 2.59 ERA and nine saves, striking out 36 batters in 24.1 innings...named to the East All-Star squad...also saw time at third base, hitting .204 with 12 RBIs.

High School/Personal: Four-year letterman as a shortstop and pitcher at Springdale...was a First Team All-State honoree as a shortstop...named All-Section four times and All-Area as a senior...also earned All-Star Game MVP accolades...as a pitcher, holds high school records for wins, strikeouts and ERA as a pitcher and home runs and RBIs as a hitter...also a two-year letterman and an Honorable Mention All-Section selection while playing football...son of Bill and Bonnie Devine...father played baseball at Point Park University, helping the team to the NAIA World Series...majoring in economics & business.

DEVINE'S CAREER HIGHS

IP, Starter	5.0	vs. Old Dominion, 2/24/09
IP, Relief	4.2	at Winthrop, 5/27/10
K	6	vs. Winthrop, 5/16/10
BB	4	at William & Mary, 4/28/09

Devine's Career Pitching Stats

Year	ERA	W-L	G/GS	CG	SHO	CBO	SV	IP	H	R	ER	BB	SO	HR	B/Avg	WP	HBP
2009	8.93	0-6	19/4	0	0	0	0	42.1	65	53	42	22	39	5	.363	4	11
2010	3.26	4-1	22/0	0	0	0	7	38.2	32	18	14	14	37	2	.230	5	4
2011	3.26	0-2	23/0	0	0	1	5	30.1	32	15	11	13	30	0	.274	6	6
TOTAL	5.42	4-9	64/4	0	0	1	12	111.1	129	86	67	49	106	7	.297	15	21



Brandon Diamond

Freshman ♦ Outfielder ♦ 5-11 ♦ 170 ♦ R/R


Chester, Va. ♦ Thomas Dale

13

wrestling state tournament...son of Charles and Deborah Honn.

High School/Personal: Four-time First Team All-District Academic...three-time First Team All-Region Academic...2011 Winter Scholar-Athlete at Thomas Dale...nominee for school's overall Scholar-Athlete of the Year (2011)...finished eighth in wrestling AAA state tournament in 2009-10...placed fourth in 2010-11's





Rob Dickinson

Junior ♦ Outfield ♦ 6-0 ♦ 185 ♦ L/L

Richmond, Va. ♦ Douglas Freeman

31



2011: Hit .274 in 52 games...saw the majority of his action as the team's starting center fielder...was 3 for 4 in game 1 of twinbill against Binghamton (2/26)...had

two hits in win over New Mexico State (3/12)...went 4 for 10 with two RBI over the final two games of the conference-opening Winthrop series (3/19-20)...had a seven-game hitting streak snapped in finale of Presbyterian series (3/27)...was 3 for 4 April 2 against Gardner-Webb...had two hits in win at William & Mary (4/13)...was 4 for 10 with six runs scored in first two games at Charleston Southern (4/15-16)...hit his first home run of the year in the middle game at CSU...went 2 for 4 in series finale against Liberty (4/23)...also had two hits against James Madison (4/26), helping the Keydets sweep the season series from the Dukes for the first time ever...was 2 for 4 April 30 at Coastal Carolina, including his second home run...had a home run, three RBI and two runs scored May 11 versus Longwood...went 3 for 4 with four RBI against UNC Asheville (5/13)...was 3 for 4 in regular season finale against High Point (5/21).

against La Salle and The Citadel when he hit .529 with four doubles...doubled in each of the games against La Salle, including going 3 for 3 in game four (3/14)...hit .417 with four runs scored and five RBI's in the series against Lafayette...went 3 for 4 with a home run in his first career start, coming against Bucknell.

High School/Personal: Three-year letterman as a center fielder under head coaches Ken Moore and Tag Montague at Douglas Freeman...named First Team All-District and Honorable Mention All-Region...named Team MVP as a sophomore and earned the team's offensive award as a freshman...in 2009, hit .508 and earned Outstanding Senior Award...holds the school record with three triples in a game...son of Ken and Ann Dickinson...father played baseball at the University of Richmond...majoring in economics & business.

2010: Played in all but one contest as a true freshman, starting 43...hit .333 on the season with 14 doubles and five home runs...had a solo home run against Winthrop in the Big South Championship (5/27)...also had VMI's first pinch-hit home run of the year (4/27), as well as a crucial blast against #1 Virginia (4/14)...hit .417 with two doubles, a triple and four RBIs in the regular season-ending series versus Presbyterian College...had back-to-back games with go-ahead RBI against Winthrop and PC (5/16 and 5/20)...had a six-game stretch early in the year

DICKINSON'S CAREER HIGHS

AB	6	at Charleston Southern, 4/17/11
R	3	(2x), Last at Charleston Southern, 4/16/11
H	4	vs. Presbyterian College, 5/20/10
2B	2	(3x), Last vs. UNC Asheville, 5/13/11
HR	1	(8x), Last vs Longwood, 5/11/11
BB	2	at High Point, 3/19/10
RBI	4	vs. UNC Asheville, 5/13/11
SB	1	(10x), Last vs. High Point, 5/21/11
Hit Streak	7	gms. 3/13 - 3/27/11

Dickinson's Career Stats

Year	Avg	GP/GS	AB	R	H	2B	3B	HR	RBI	SLG%	BB	HBP	SO	OB%	SB-ATT	PO-A-E	FLD%
2010	.333	54/43	165	29	55	14	1	5	27	.521	7	2	19	.364	7-11	91-1-1	.989
2011	.274	52/43	175	22	48	10	0	3	21	.383	6	1	30	.302	3-3	114-0-5	.958
TOTAL	.303	106/86	340	51	103	24	1	8	48	.450	13	3	49	.332	10-14	205-1-6	.972



Michael Donovan

Freshman ♦ Infielder ♦ 5-11 ♦ 170 ♦ R/R

Chesapeake, Va. ♦ Western Branch

5

Award...father is head basketball coach at Granby HS in Norfolk...son of Michael Donovan and Christi Turner.

High School/Personal: Second Team All-District...earned Western Branch Brotherhood




Nick Dwyer

Freshman ♦ Infielder ♦ 6-0 ♦ 170 ♦ R/R

Carrollton, Texas ♦ Creek View

16

High School/Personal: Hit .410 with 35 RBI as a junior...two-time winner of school's Crimson Award for Outstanding in Baseball...two-time All-District...Silver Slugger award and school MVP (2010)...2011 Team Captain...son of Keith and Gaylynn Dwyer.



Rian Ellis

Sophomore ♦ Right-Handed Pitcher ♦ 6-0 ♦ 182 ♦ R/R

Chesapeake, Va. ♦ Grassfield

35

High School/Personal: High School/Personal: Honorable mention All-District at second base...letter-winner at Grassfield...played summer baseball for Lynn Haven in Virginia Beach...majoring in Economics and Business at the Institute...son of Pam and Bryan Ellis.

2011: Pitched in three games in 2011...allowed two runs at Florida State during season opener...gave up single runs to Binghamton (Feb. 26) and High Point (May 21) in other outings.



John Garrett

Junior ♦ Right-Handed Pitcher ♦ 6-2 ♦ 200 ♦ L/R

Norfolk, Va. ♦ Maury

14

Maryland (3/2)...earned three wins in six days during early April, winning two games at UNC Asheville and then retiring all four batters in a 3-2 win over James Madison (4/7)...closed out VMI's 12-3 win over then-#1 Virginia (4/14) with a perfect ninth, including a strike-out...earned the victory against UNC Asheville at the Big South Championship (5/25) by allowing just one run in four innings...retired 15 of 16 hitters he faced in relief in opening game of doubleheader vs. Presbyterian College (5/20), picking up the victory...allowed just one run in 2.1 innings vs. #7 Coastal Carolina (4/25), striking out two...worked a scoreless ninth to claim his first collegiate save at The Citadel (3/16), striking out two and allowing one hit.

Summer: Had a 2.43 ERA in 22 outings for the Peninsula Pilots of the Coastal Plain League.

High School/Personal: Two-year letterman at Maury under head coach Chris Howlett...as a senior, hit .568 with four home runs and 45 RBIs while going 5-1 on the mound with a 1.98 ERA...named Eastern District Player

of the Year, First Team All-Region and Second Team All-State (AAA) as a senior...also earned First Team All-Tidewater accolades in his senior season...helped lead the Commodores to Eastern District regular season and tournament titles as a senior...as a junior, hit .428 and went 3-0 with a no-hitter to his credit...in 2008, helped Maury to both a regular season and tournament championship in the Eastern District...graduated with Honors and was a member of the National Society of High School Honors...son of Bill and Patty Garrett...played for American Legion Post 60, helping them to a third-place showing in the state championship...selected as a member of the Regional All-Star Team...majoring in economics & business.

GARRETT'S CAREER HIGHS

IP, Start	3.0	(3x), Last vs. High Point, 5/21/11
IP, Relief	5.0	vs. Presbyterian College, 5/20/10
K	4	(3x), Last at W&M, 4/13/11
BB	2	(3x), Last at Winthrop, 3/19/11

2011: Appeared in 20 games, including five starts, and posted a 5.79 ERA...vultured a relief win against Bucknell on March 5...worked 1 1/3 scoreless innings at Oregon State (3/13)...threw two hitless innings against Presbyterian (3/27)...picked up the win in his first career start, beating William & Mary on April 13 for VMI's first win ever at Plumeri Park...got the victory in a predetermined three-inning start April 26, besting JMU 10-4...started the season finale against High Point.

2010: Had VMI's best relief numbers on the season, posting a 6-1 record and a 2.70 ERA in 19 appearances...allowed just a .215 opponent batting average...gave up just eight hits with the bases empty (8 for 55, .145 OBA)...first collegiate win came against

Garrett's Career Stats

Year	ERA	W-L	G/GS	CG	SHO	CBO	SV	IP	H	R	ER	BB	SO	HR	B/Avg	WP	HBP
2010	2.70	6-1	19/0	0	0	0	1	33.1	26	12	10	7	29	0	.215	4	4
2011	5.79	4-2	20/5	0	0	0	0	32.2	49	23	21	8	27	4	.340	3	0
TOTAL	4.23	10-3	39/5	0	0	0	1	66.0	75	35	31	15	56	4	.283	7	4



Reed Garrett

Freshman ♦ Right-Handed Pitcher ♦ 6-1 ♦ 165 ♦ R/R

Richmond, Va. ♦ Mills Godwin

12

State as an outfielder last season while pitching as well...hit .440 with 19 steals and was named District Player of the Year...Honor Roll student and member of the Beta Club...father played semi-pro ball, and brother pitched for Lynchburg College...son of Bobby and Barb Garrett.

High School/Personal: 10-1 as a junior, earned honorable mention All-Colonial District honors...named All-





Berkley Hawkins

Sophomore ♦ First Base/Catcher ♦ 6-2 ♦ 177 ♦ R/R

Richmond, Va. ♦ Trinity

26

High School/Personal: Holds Trinity's school records for career home runs (22), single-season home runs (11) and single-season runs batted in (39)...hit .480 during his junior and senior seasons...is the third member of this class to have played in the Commonwealth Games...two-time All-State...HS teammate of fellow Keydet freshman Jordan Tarsovich...notched a Cum Laude score on the National Latin Exam...son of Chris and Michelle Hawkins...plans to major in Civil Engineering...signed during the early signing period.

HAWKINS' CAREER HIGHS

AB	4	(2x), Last vs. Binghamton, 2/25/11
R	1	(3x), Last vs. Virginia Tech, 4/6/11
H	2	vs. New Mexico State, 3/12/11
2B	1	vs. Gardner-Webb, 4/3/11
HR	0	
BB	1	vs. Virginia Tech, 4/6/11
RBI	1	at Virginia, 2/23/11
SB	0	

2011: Saw action in 21 contests, starting seven...started six of VMI's first seven games...was 4 for 28 on the year...went 1 for 4 with an RBI at #10 Virginia (2/23)...had two hits in three trips against New Mexico State (3/12)...had his first collegiate extra-base hit, a double, against Gardner-Webb April 3.

Hawkins' Career Stats

Year	Avg	GP/GS	AB	R	H	2B	3B	HR	RBI	SLG%	BB	HBP	SO	OB%	SB-ATT	PO-A-E	FLD%
2011	.143	21/7	28	3	4	1	0	0	1	.179	2	0	5	.200	0-0	90-3-2	.979
TOTAL	.143	21/7	28	3	4	1	0	0	1	.179	2	0	5	.200	0-0	90-3-2	.979



John Garrett



Campbell Henkel



Campbell Henkel

Sophomore ♦ Left-Handed Pitcher ♦ 6-3 ♦ 228 ♦ L/L

Richmond, Va. ♦ St. Christopher

28

out five...worked 1 1/3 shutout frames in March 8 win at James Madison, VMI's first win in Harrisonburg since 1976...threw season-long 5 2/3 innings against Gardner-Webb April 2, allowing just one run on three hits...pitched two shutout innings April 6 against Virginia Tech...did not allow an earned run over his final three outings, spanning 7 2/3 frames...picked up his third win of the year, against no losses, in season finale against High Point.

strikeouts in 64 2/3 innings pitched...threw three shutouts...three-time All-State and All-Prep (2008-10)...two-time All-Metro (2009-10)...son of Merle and Anne Henkel...will major in Economics and Business...signed during the early signing period.

HENKEL'S CAREER HIGHS

IP, Start	3.2	at Longwood, 3/22/11
IP, Relief	5.2	vs. Gardner-Webb, 4/2/11
K	5	vs. Bucknell, 3/4/11
BB	4	vs. Bucknell, 3/4/11

2011: Saw action in 13 games with one start...posted a 3.56 ERA in 30 1/3 innings...made his first collegiate start March 22 at Longwood, allowing three runs in 3 2/3 innings and getting a no-decision...began his collegiate career with a relief outing at Florida State, where he allowed two runs over three innings...pitched two shutout frames four days later against William & Mary in VMI's home opener, and picked up his first collegiate win...ran his mark to 2-0 by surrendering one earned run in three frames against Bucknell (March 4), striking

High School/Personal: Threw perfect game against Benedictine...struck out 11 in that game, including eight of the final 12 hitters...came back just 10 days later and threw a no-hitter against Liberty Christian...also has logged another no-hitter during his career...2010 VISAA Player of the Year...went 9-1 with a 1.29 ERA...had 116

Henkel's Career Stats

Year	ERA	W-L	G/GS	CG	SHO	CBO	SV	IP	H	R	ER	BB	SO	HR	B/Avg	WP	HBP
2011	3.56	3-0	13/1	0	0	0	0	30.1	24	14	12	17	18	2	.216	5	4
TOTAL	3.56	3-0	13/1	0	0	0	0	30.1	24	14	12	17	18	2	.216	5	4



Cody Holder

Sophomore ♦ Infield ♦ 6-4 ♦ 175 ♦ R/R

Danville, Va. ♦ Tunstall

23

Oregon State (3/12).

in Civil Engineering.

2011: Saw action in 23 games, starting seven...went 5 for 26 (.192) at the plate with two RBI...was the frequent shortstop replacement when Sam Roberts was pitching, including starting several games when Roberts was the starting pitcher...had his first collegiate hit Feb. 19 at Florida State...went 1 for 3 in the series finale at FSU (2/20) in his first collegiate start...had hits against Bucknell (3/5) and JMU (3/8)...had an RBI hit against

High School/Personal: Four-year letterwinner at Tunstall High School...four-year starter and two-year team captain...broke the school single-season hits record his senior year, and also holds the program's record for career hits...District Player of the Year, and Region Co-Player of the Year (2010)...First Team All-State shortstop and All-Metro Player of the Year (2010)...member of the NCBA Golden Spikes team...also participated in the North Carolina Baseball Academy...honor graduate, graduate of merit, beta graduate and received his high school's leadership award...son of Beth and Wayne Holder...plans to major

HOLDER'S CAREER HIGHS

AB	4	vs. Virginia Tech, 4/6/11
R	1	(2x), Last at James Madison, 3/8/11
H	1	(5x) Last at Oregon State, 3/12/11
2B	0	(3x), Last vs. UNC Asheville, 5/13/11
HR	0	
BB	0	
RBI	1	(2x), Last vs. Gardner-Webb, 4/3/11
SB	0	
Hit Streak	3 gms. 3/5/11 - 3/12/11	

Holder's Career Stats

Year	Avg	GP/GS	AB	R	H	2B	3B	HR	RBI	SLG%	BB	HBP	SO	OB%	SB-ATT	PO-A-E	FLD%
2011	.185	23/7	27	2	5	0	0	0	2	.185	0	1	5	.214	0-0	10-19-2	.935
TOTAL	.185	23/7	27	2	5	0	0	0	2	.185	0	1	5	.214	0-0	10-19-2	.935



Jonathan Kelley

Freshman ♦ Left-Handed Pitcher ♦ 6-2 ♦ 180 ♦ L/L

Wilmington, N.C. ♦ Ashley

11

Conference...Star News All-Area...All-Area Co-Player of the Year...Mid-Eastern Conference Player of the Year.

High School/Personal: 4A All-State Team...Ashley High School Scholar-Athlete...team MVP...All-



Gary LeClair

Freshman ♦ Outfielder ♦ 5-10 ♦ 177 ♦ R/R

Richmond, Va. ♦ Steward School


4

for the second straight year, along with earning All-Conference and District honors...hit nine home runs and drove in 42...As a junior, hit .400 with 27 stolen bases, showed power as well by hitting 10 home runs...was All-Conference and All-Tournament as a junior as well...also pitched in 2010, going 6-1 with a 1.70 ERA...member of the National Honor Society...son of April and Gary LeClair.

High School/Personal: Hit .543 as a senior, scoring 52 runs and stealing 33 bases...also was First Team All-State



Rob Dickinson



Berkley Hawkins



TJ Lighton

Freshman ♦ Right-Handed Pitcher ♦ 6-2 ♦ 206 ♦ R/R

Chesapeake, Va. ♦ Hickory

21

when he was named honorable mention All-Southeastern District...posted a solid 2.80 ERA with two saves on the mound, and also hit .330 while playing first base...that earned him Second Team All-District honors at that position...Lighton also went 3-1 on the mound playing for Hitters Warehouse during the summer and had the Hickory HS baseball team's highest GPA in 2010...son of Jolinda and Ken Lighton.

High School/Personal: First Team All-SE District in 2011...struck out better than a batter per inning in 2010.



Adam Lopez

Senior ♦ Right-Handed Pitcher ♦ 6-5 ♦ 220 ♦ R/R

Fredericksburg, Va. ♦ Stafford

20

start, allowed just two runs on five hits through 5.1 innings against Norfolk State, taking a no decision.

High School/Personal: Four-year letterman at Stafford...as a senior, earned First Team All-District and Second Team All-Region accolades...tabbed Honorable Mention All-Metro by the Washington Post...went 1-0 with a no-hitter as a junior while hitting .310 with seven home runs and 22 RBIs as a corner infielder...ranked fifth in the region in home runs as a junior...also lettered as a center on the basketball team and earned academic letters...son of Jose Lopez and Cynthia Bird...played for American Legion Post 290...went 6-0 with a no-hitter for the Blue Ridge Showcase team...majoring in psychology.

2011: Started the year as VMI's Friday starter, but succumbed to a season-ending injury in early March...went 1-1 with a 4.50 ERA in three appearances...did strike out 13 in just 10 innings of work...took the loss in the season opener at Florida State, but beat Binghamton 5-3 a week later, striking out nine in six innings...gave up a run in the first inning against Bucknell (3/4), before leaving due to the injury that would end his season.

2010: Ranked fourth in the Big South in strikeouts (89) while walking just 29 in 72 innings...averaged 3.1 K per walk...struck out 11.12 batters per nine innings...VMI was 10-4 in his starts...all told, Lopez was 5-3 with a 5.25 ERA...was VMI's opening day starter...got his first win of the year 2/27 against Lafayette, working 4.2 innings in a seven-inning contest...defeated UMES 3/5, striking out 11 and giving up just one unearned run over six innings...that was the most strikeouts by a Keydet hurler in nearly two years...got a no-decision against La Salle (3/13), giving up three runs in 5.1 innings, but won his next two starts, against High Point and CSU...lasted only one inning 4/2 against UNC Asheville, leaving for precautionary reasons, but earned yet another win 4/10 against Gardner-Webb...that would be Lopez's last win of the season, despite striking out at least five in all of his six remaining starts...went 0-3 with three no-decisions over the last six weeks of the year...pitched VMI to a victory in the First Round of the Big South Championship against UNC Asheville (5/25), allowing two runs in four innings.

2009: Made 13 appearances as a freshman, including two starts...impressed in his first collegiate start, allowing two hits and no walks in four innings, striking out seven at Norfolk State (3/10)...threw two scoreless and hitless innings against William & Mary (3/4), striking out three...worked 2.1 innings out of the bullpen at Virginia Tech (3/17), allowing two runs...in his second career

LOPEZ'S CAREER HIGHS

IP, Start	8.1	at High Point, 3/19/10
IP, Relief	2.1	at Virginia Tech, 3/17/09
K	11	vs. UMES, 3/5/10
BB	4	(4x), Last at Florida St., 2/18/11



Lopez's Career Stats

Year	ERA	W-L	G/GS	CG	SHO	CBO	SV	IP	H	R	ER	BB	SO	HR	B/Avg	WP	HBP
2009	7.66	1-0	13/2	0	0	0	0	22.1	33	24	19	12	26	3	.355	4	2
2010	5.25	5-3	14/14	0	0	0	0	72.0	86	51	42	29	89	4	.296	13	4
2011	4.50	1-1	3/3	0	0	0	0	10.0	9	7	5	6	13	2	.231	2	1
TOTAL	5.69	7-4	30/19	0	0	0	0	104.1	128	82	66	47	128	9	.303	19	7



Eric Mayers

Sophomore ♦ Outfielder ♦ 5-10 ♦ 185 ♦ R/R

Mechanicsville, Va. ♦ Hanover

22

High School/Personal: Four-year letterwinner at Hanover...also played for the Richmond Braves, and was a teammate of fellow Keydet recruit Jordan Tarsovich...former VHSL All-Star Game MVP...three-year All-Academic Team member...brother Jacob is a sophomore 1B/RHP for the University of Richmond...son of Dayle and Tommy Mayers...intends to major in International Studies.

MAYERS' CAREER HIGHS

AB	3	(2x), Last vs. William & Mary, 2/22/11
R	1	(2x), Last at Oregon State, 3/12/11
H	1	(3x) Last at Oregon State, 3/12/11
2B	1	Last at Oregon State, 3/12/11
HR	0	
BB	0	
RBI	0	
SB	0	
Hit Streak	2 gms. 2/19/11 - 2/20/11	

2011: Played in 13 games, starting four, as a true freshman...was 3 for 16 at the plate (.188) in limited duty...went 2 for 4 in season-opening Florida State series, including 1 for 3 in his first collegiate start Feb. 20...started three of VMI's next five games after that series...had his first collegiate extra base hit at Oregon State March 12, and also scored a run.

Mayers' Career Stats

Year	Avg	GP/GS	AB	R	H	2B	3B	HR	RBI	SLG%	BB	HBP	SO	OB%	SB-ATT	PO-A-E	FLD%
2011	.188	13/4	16	2	3	1	0	0	0	.250	0	1	6	.235	0-0	8-1-1	.900
TOTAL	.188	13/4	16	2	3	1	0	0	0	.250	0	1	6	.235	0-0	8-1-1	.900



Miles McQuaig

Redshirt Sophomore ♦ Right-Handed Pitcher ♦ 6-4 ♦ 210 ♦ L/R

Midlothian, Va. ♦ Midlothian

18

allowing a run...recorded a shutout ninth against #7 Coastal Carolina...made his first appearance on the mound in game one against UMES (3/5), allowing three runs over 1.2 innings...also had six at-bats on the year, including a pinch-hit single for his first collegiate hit, 3/6 against UMES.

22 RBIs in his sophomore season, helping lead Midlothian to a 17-3 mark...son of David and Kathy McQuaig...played with the Richmond Braves, and won two state championships with the Rise Baseball Club...named to the 2009 Top Prospect team at the 2008 WVBA Championship...was ranked among the top 25 players in Virginia by Impact Baseball...majoring in psychology.

2011: Did not play.

2010: Made six appearances on the mound...posted a 5.62 ERA, but did strike out 11 hitters over just eight innings...struck out a career-best six in three innings against Presbyterian College (5/21), allowing two solo home runs...came in with the bases loaded against Radford (5/1) and retired the next two batters without

High School/Personal: Three-year letterman under head coach Scott Hueston at Midlothian...named Second Team All-District as both a pitcher and outfielder in his senior year...hit .489 with four doubles, two home runs, a .850 slugging percentage and 24 RBIs as a senior...also went 6-2 with a 3.12 ERA and was named Team MVP in his senior season...went 7-0 as a pitcher and hit .450 with

MCQUAIG'S CAREER HIGHS

IP, Relief	3.0	vs. Presbyterian College, 5/21/10
K	6	vs. Presbyterian College, 5/21/10
BB	2	vs. Coastal Carolina, 4/23/10

McQuaig's Career Pitching Stats

Year	ERA	W-L	G/GS	CG	SHO	CBO	SV	IP	H	R	ER	BB	SO	HR	B/Avg	WP	HBP
2010	5.62	0-0	6/0	0	0	0	0	8.0	8	5	5	4	11	2	.258	1	0
TOTAL	5.62	0-0	6/0	0	0	0	0	8.0	8	5	5	4	11	2	.258	1	0



Andrew Montague

Junior ♦ Catcher/Right-Handed Pitcher ♦ 6-1 ♦ 190 ♦ R/R

Portsmouth, Va. ♦ Churchland

30

2010: Hit .389 in 20 games (36 AB)...hit his first career home run in the opener against PC (5/20)...made two starts in the Big South Championship, hitting .375 with a double and three RBI's...had a pinch-hit double against Winthrop (5/27)...made his first start of the season against Winthrop (5/16)...had a single in the ninth inning against VCU (4/28)...went 2 for 3 with a double and a run scored against JMU (3/24)...nailed a pinch-hit, RBI double in game two against La Salle (3/13), starting VMI's comeback for an eventual walk-off win...had a pinch-hit single in game one against UMES (3/5) before going 3 for 6 with a double, two RBI's and three runs scored in game two...hit safely in 11 of the 16 games in which he recorded a plate appearance.

and Second Team All-Region...also earned All-Tidewater recognition...as a senior, hit .407 with 27 RBIs...also lettered while playing volleyball and was named Team MVP...earned a Scholar-Athlete Award from the U.S. Army Reserves...son of Leo Montague and Aimi Estacion...played for American Legion Posts 310 and 327...majoring in biology.

2011: Hit .234 during the 2011 campaign, serving primarily as VMI's backup catcher...saw action in 25 games overall...got the start in season opener at Florida State (2/18)...had an RBI in second game of Bucknell twinbill (3/5)...went 2 for 3 at Charleston Southern April 16...had two hits in second game of Liberty doubleheader (4/23)...went 1 for 3 in season finale against High Point.

Summer: Played summer ball for the Rockbridge Rapids, a Valley League team based in Lexington, and hit .225 in 30 games...also pitched for Rockbridge, including the final four innings of the League semifinals to pitch the Rapids into their first League Championship Series.

High School/Personal: Three-year letterman under head coach Billy Kline at Churchland...as a junior, hit .431 with 31 RBIs and was named First Team All-District


MONTAGUE'S CAREER HIGHS

AB	6	vs. UMES, 3/6/10
R	3	vs. UMES, 3/6/10
H	3	vs. UMES, 3/6/10
2B	1	(4x), Last vs. Liberty, 4/23/11
HR	1	vs. Presbyterian Collge, 5/20/10
RBI	2	(2x), Last at Winthrop, 5/27/10
BB	1	at Charleston Southern, 4/16/11
SB	1	vs. UNC Asheville, 5/21/10
Hit Streak	4 (2x)	Last - 4/6/11 through 4/19/11

Player Profiles

Montague's Career Stats

Year	Avg	GP/GS	AB	R	H	2B	3B	HR	RBI	SLG%	BB	HBP	SO	OB%	SB-ATT	PO-A-E	FLD%
2010	.389	20/7	36	9	14	5	0	1	8	.611	0	0	5	.389	1-2	48-8-2	.966
2011	.234	25/11	47	2	11	1	0	0	4	.255	1	0	11	.245	0-3	71-9-4	.952
TOTAL	.301	45/18	83	11	25	6	0	1	12	.410	1	0	16	.306	1-5	119-17-6	.958



Jacob Morley

Senior ♦ Outfielder ♦ 6-0 ♦ 178 ♦ R/R

Annandale, Va. ♦ W.T. Woodson

6

2011: Hit .295 with 25 RBI and 11 stolen bases in 49 games...served as VMI's regular right fielder...stolen base total ranked second on the ball club...also had eight doubles, two home runs and two triples...posted a .329 batting average out of conference...hit .367 (11 for 30) over an eight-game span in early March, including five multiple-hit efforts...that included going 4 for 8 in the first two games against Bucknell (3/4 and 3/5)...also had two hits in win at James Madison (3/8), VMI's first win in Harrisonburg in 25 years...went 2 for 4 with a run scored against New Mexico State (3/12)...had two hits in middle game of Winthrop series (3/19)...was 2 for 4 in series finale with Gardner-Webb on April 3...went 2 for 4 with a run scored at William & Mary in VMI's April 13 win, the Keydets' first win ever at Plumeri Park...was 4 for 5 with three runs scored in opener at Charleston Southern (4/15)...went 2 for 3 at VCU (4/19)...blasted a grand slam in middle game of Liberty series (4/23) to give the Keydets a lead in that contest...went 4 for 12 (.333) in Coastal Carolina series, the only VMI player to hit over .300 in that three-game set...was 3 for 5 against Longwood (5/11)...hit his second home run of the year in May 14 win over UNC Asheville.

Summer: Named a Cal Ripken League All-Star.

2010: Hit .296 in 51 games (48 starts)...ranked fourth in the Big South in sacrifice bunts (11)...had 14 multiple-

hit games and eight multiple RBI games in 2010...went 2 for 4 with a home run and three RBIs versus Liberty (4/16)...had a pair of two-run doubles in game three against Gardner-Webb (4/11)...went 3 for 5 with three RBIs, two runs scored and two doubles at JMU (3/24)...went 2 for 2 with three runs scored against CSU (3/27)...had a huge series against Lafayette, reaching base in 11 of 13 plate appearances (.846 OBP)...hit .778 in that series with two doubles, a home run, six runs scored and eight RBIs.

Summer: Started 17 games for the Winchester Royals of the Valley League.

2009: Played in all but two games as a freshman, making 49 starts in the outfield...led the team with 12 stolen bases and was 8 of 9 on the basepaths in 23 Big South games...upped his batting average and on-base percentage against league opponents...hit his third home run of the season in game one at #23 Coastal Carolina (5/9)...had multiple hits, scored a run and drove home a run in each of the three games at Winthrop; was 7 for 12 (.583) with six runs and five RBIs in the series...had a pair of hits, stole two bases and scored two runs in VMI's 14-4 Big South-opening win over Presbyterian (3/14)...went 3 for 4 with two RBIs and a walk-off single to give VMI its first win of the season against Old Dominion (2/24)...hit a grand slam, his first collegiate home run, against Rider (3/7).

High School/Personal: Four-year letterman at Woodson...named Liberty District Player of the Year as a senior...also earned All-Met Honorable Mention acco-

lades from the Washington Post and All-Region honors as a senior...hit .439 with a .621 slugging percentage and a .519 on-base percentage, scoring 17 runs and driving in 12 runs as a senior...earned Co-District Player of the Year as a junior while playing the outfield, along with First Team All-Region and Second Team All-State Honors...hit .597 with 11 doubles, five home runs and 11 stolen bases as a junior...hit .420 with six home runs, 20 RBIs and 15 stolen bases as a sophomore...recipient of a Scholar-Athlete Award...son of John and Maureen Morley...participated in the 2007 Virginia Commonwealth Games and the NABF World Series...majoring in economics and business.

MORLEY'S CAREER HIGHS

AB	7	at Presbyterian College, 3/14/09
R	3	(3x), Last at Charleston So., 4/15/11
H	4	at Charleston Southern, 4/15/11
2B	2	(3x), Last at Gardner-Webb, 4/10/10
HR	1	(9x), Last vs. UNC Asheville, 5/14/11
BB	2	(5x), Last vs. Longwood, 5/11/11
RBI	5	vs. Rider, 3/7/09
SB	2	(4x), Last vs. Longwood, 5/11/11
Hit Streak	10 gms.	3/27/11 - 4/15/11

Morley's Career Stats

Year	Avg	GP/GS	AB	R	H	2B	3B	HR	RBI	SLG%	BB	HBP	SO	OB%	SB-ATT	PO-A-E	FLD%
2009	.265	51/49	181	27	48	6	1	3	23	.359	12	0	38	.309	12-15	100-3-2	.981
2010	.296	51/48	159	34	47	12	1	4	31	.459	14	3	51	.364	4-5	81-2-2	.976
2011	.295	49/48	183	25	54	8	2	2	25	.393	12	2	36	.342	11-15	91-5-2	.980
TOTAL	.285	151/145	523	86	149	26	4	9	79	.402	38	5	125	.337	27-35	272-10-6	.979



Jacob Morley



George Piccirilli



George Piccirilli

Senior ♦ First Baseman ♦ 5-10 ♦ 195 ♦ R/R

Manassas, Va. ♦ Osbourn Park

27

2011: Hit .332 with 13 doubles and 34 RBI as VMI's primary first baseman and #3 hitter...moved into the starting lineup 2/22, with a 2 for 4 effort against William & Mary...went on to raise his average to .438 after March 4 game with Bucknell...had two hits at #10 Virginia Feb. 23...posted four straight multi-hit games, including a 2 for 4, three RBI game 3/4 that included a home run...went 2 for 5 in VMI's win over James Madison (3/8) in Harrisonburg...had a career day at Winthrop March 20, going 4 for 5 with two doubles, four RBI and a home run...had three-hit games against Gardner-Webb (4/6) and Radford (4/10)...went 3 for 5 with two RBI in middle game of CSU series (4/16)...was a perfect 3 for 3 in win over James Madison (4/26), sealing VMI's first season sweep of JMU ever...homed April 30 at Coastal Carolina...went 6 for 13 in mid-May series with UNC Asheville, including 5 for 8 in final two games...was 2 for 6 with a home run and three RBI in regular season finale against High Point...that included two hits in the 10-run sixth inning, VMI's first 10-run inning in five years.

Summer: Played with teammates Andrew Montague and Travis Thomas on Lexington's Rockbridge Rapids, making the South Division's All-Star Team...also played on the league's All-Star team that faced All-Stars from the Cal Ripken League...hit .337 with 11 doubles.

2010: Saw time at three different positions (2B, 1B, DH)

and played in 27 games on the year...hit his first career home run in game three against Lafayette (2/28), a three-run shot...had a pinch-hit single in the eighth inning of game three at Liberty (4/18)...nailed an RBI single in the series finale against #7 Coastal Carolina (4/25)...went 1 for 2 against #18 Virginia Tech (4/27)...had a two-run triple in game two against Presbyterian College (5/21).

Summer: Hit .248 with 15 RBI for the Herndon Braves of the Cal Ripken League.

2009: Played in 18 games, making 13 starts, mostly at designated hitter...had an eight-game hitting streak in early March, hitting .440 (11-for-25) during the run...made his first start in the field at first base in game one at Virginia Tech (3/17)...was 2 for 3 with two RBIs and two runs scored in game two at Presbyterian (3/15); plated the eventual winning run in the seventh with a single to right field...in the series against Rider, hit .600 (6-for-10) with six RBIs and five runs scored.

Summer: Hit a team-best .296 for the Carney Pirates of the Clark Griffith League...led the team with nine doubles and a .443 slugging percentage...helped the team to a 29-10 record and a runner-up finish in the Jacobs Cup Playoffs.

High School/Personal: Four-year letterman at Osbourn Park... was ranked the 18th best player in the state of Virginia by Impact Baseball...honored as First Team All-Region as a catcher and Second Team All-State...also named Second Team All-Met by the Washington Post and First Team All-District as a sen-

ior...named Honorable Mention All-State as a utility player as a junior...hit .517 with five home runs and 24 RBIs while striking out only three times...also went 6-1 on the mound with 51 strikeouts in 38 innings...earned First Team All-District and All-Region honors as a utility player and Honorable Mention All-Met accolades as a catcher... as a junior, hit .472 with a .536 on-base percentage while also striking out 37 batters in 31.3 innings, going 4-1 with a 1.79 ERA...earned a Bronze Medal at the Virginia Commonwealth Games...National Honor Society member and three-time Scholar-Athlete Award winner...son of George and Gina Piccirilli... selected as a 2007 Team One Pre-Season All-American...listed as the top prospect at Perfect Game's Mid-Atlantic Showcase in Fall 2006...majoring in economics and business.

Summer '08: Played for the Carney Pirates of the Clark Griffith League...led the team with a .400 batting average, eight doubles and 19 RBIs.

PICCIRILLI'S CAREER HIGHS

AB	6	(2x) Last vs. High Point, 5/21/11
R	3	vs. Gardner-Webb, 4/3/11
H	4	at Winthrop, 3/20/11
2B	2	at Winthrop, 3/20/11
3B	1	(2x), Last at William & Mary, 4/13/11
HR	1	(5x), Last vs. High Point, 5/21/11
BB	3	at Radford, 4/8/11
RBI	4	at Winthrop, 3/20/11
SB	1	(7x), Last at Charleston So., 4/15/11
Hit Streak	13	3/8/11 - 4/1/11

Piccirilli's Career Stats

Year	Avg	GP/GS	AB	R	H	2B	3B	HR	RBI	SLG%	BB	HBP	SO	OB%	SB-ATT	PO-A-E	FLD%
2009	.250	18/13	44	7	11	0	0	0	7	.250	7	1	10	.358	1-1	9-0-0	1.000
2010	.224	27/13	49	8	11	2	1	1	9	.367	5	0	13	.296	2-4	14-10-2	.923
2011	.332	52/49	196	36	65	13	1	4	34	.469	16	2	25	.384	4-6	306-9-7	.978
TOTAL	.301	97/75	289	51	87	15	2	5	50	.419	28	3	48	.365	7-11	329-19-9	.975



Sheldon Shifflett

Freshman ♦ Outfielder ♦ 5-9 ♦ 160 ♦ R/R

Charlottesville, Va. ♦ St. Anne's Belfield

34

posted an OPS (on-base plus slugging) of 1.232, including an on-base percentage of nearly .500 that season...Shifflett is a four-year letterwinner in both baseball and football, and has earned academic honors each of those seasons as well...he also played for the AAU National Champions in 2007 and won the MVP honors...son of Vernell and James Shifflett.

High School/Personal: Hit .370 as a junior, earning honorable mention All-State honors in the process...he



Thomas Stallings


Freshman ♦ Infielder ♦ 5-10 ♦ 177 ♦ R/R

Charlottesville, Va. ♦ Miller School

9

School, including on a team that advanced to the state semifinals in 2008...First Team All-Conference selection (2010)...Second Team All-State honoree (2010)...participated in a pair of 2010 Perfect Game National Showcases and also played for American Legion Post 74 for three seasons, hitting .418 in 2010...Earned the Outstanding Citizenship Award from the Sons of the American Revolution.

High School/Personal: Named Second Team All-State in 2011...four-year starting shortstop for the Miller



Jordan Tarsovich

Sophomore ♦ Outfielder ♦ 5-10 ♦ 175 ♦ R/R

Richmond, Va. ♦ Trinity

33

that was his final start of the year.

High School/Personal: Second Team All-State (2010)...former teammate of fellow Keydet recruit Berkley Hawkins...First Team All-Conference (2010)...earned school's Titan award, given to the "athlete that coaches feel best embodies the spirit of teamwork, focus, hustle and sacrifice"...son of Jane and Phil Tarsovich...planning to major in Economics and Business.


TARSOVICH'S CAREER HIGHS

AB	4	vs. Liberty, 4/23/11
R	1	(5x), Last vs. Liberty, 4/23/11
H	1	(6x), Last vs. Liberty, 4/23/11
2B	0	
HR	0	
BB	1	(5x), Last at Radford, 4/10/11
RBI	1	(3x), Last vs. Gardner-Webb, 4/3/11
SB	1	(2x), Last vs. Gardner-Webb, 4/3/11
Hit Streak	3 gms.	3/11/11 - 3/13/11

2011: Appeared in 23 games as a true freshman, a large portion of which were as a defensive replacement...did start 10 contests as well, including six of eight at one point in mid-March...hit .261 with three RBI...had his first career hit, a single, March 11 versus New Mexico State...also drove in his first run in that game...posted hits against Oregon State March 12 and 13...was 1 for 2 with a walk at Presbyterian (3/27)...went 1 for 4 in the opener of a double-header with Liberty (4/23), a game

Tarsovich's Career Stats

Year	Avg	GP/GS	AB	R	H	2B	3B	HR	RBI	SLG%	BB	HBP	SO	OB%	SB-ATT	PO-A-E	FLD%
2011	.261	23/10	23	5	6	0	0	0	3	.261	5	0	2	.393	2-2	17-1-0	1.000
TOTAL	.261	23/10	23	5	6	0	0	0	3	.261	5	0	2	.393	2-2	17-1-0	1.000



Travis Thomas

Junior ♦ Right-Handed Pitcher ♦ 6-4 ♦ 180 ♦ R/R

Fredericksburg, Va. ♦ Riverbend

17

(4/17)...went 3 1/3 innings in Liberty series (4/22-23), allowing no runs on two hits and getting a save in the series finale...threw two shutout innings in win over UNC Asheville (5/13)...pitched two scoreless innings in Big South Tournament against Radford.

2010: Had a 6.94 ERA on the year, but the majority of that damage came thanks to a pair of bad outings...when his appearances on 3/21 and 5/21 are removed, Thomas' ERA falls to 4.12...went 4.2 innings in his first collegiate start, giving up two fifth-inning runs against JMU (4/7)...got his first collegiate win, and only win of 2010, by allowing one run on three hits over four innings against La Salle (3/11)...gave up one run in two innings against #7 Coastal Carolina (4/23)...worked a scoreless inning of relief against #4 Coastal at the Big South Championship (5/26), striking out two.

head coach Tim Stimmell at Riverbend...in his senior season, was named the Commonwealth District Player of the Year after earning First Team All-District accolades as a pitcher and as a utility player...was also named Second Team All-Metro at first base...as a junior, posted a 2.57 ERA in 52 innings for Riverbend, striking out 58 batters...Honorable Mention selection at pitcher and Second Team All-District utility player...also played basketball...Son of Tracey and Leslie Thomas...played for the Canes Showcase baseball team in 2008 and for the Faris Braves in 2007...majoring in economics & business.

THOMAS' CAREER HIGHS

IP, Start	4.2	vs. James Madison, 4/7/10
IP, Relief	4.0	vs. La Salle, 3/11/10
K	5	vs. James Madison, 4/7/10
BB	3	vs. Presbyterian Coll., 5/21/10

High School/Personal: Four-year letterman under

2011: Went 2-1 with three saves and a 4.43 ERA...pitched in 28 games, the fifth-most in school history for a single season...gave up nine of his 20 earned runs in two outings...when those outings are disregarded, ERA falls to 2.56...picked up win with shutout inning against Binghamton (2/27)...threw 1 2/3 shutout frames in win at James Madison (3/8), VMI's first win in Harrisonburg since 1976...won series finale at Winthrop, thanks to a shutout inning of work (3/20)...worked 2 1/3 innings of shutout ball during the Presbyterian series (3/25-27)...threw two shutout innings in doubleheader opener at Radford (4/10)...picked up his first save with three hitless innings at Charleston Southern

Thomas' Career Stats

Year	ERA	W-L	G/GS	CG	SHO	CBO	SV	IP	H	R	ER	BB	SO	HR	B/Avg	WP	HBP
2010	6.94	1-0	12/1	0	0	0	0	23.1	30	19	18	8	18	2	.326	5	4
2011	4.43	2-1	28/1	0	0	0	3	40.2	39	21	20	9	46	3	.260	2	7
TOTAL	5.34	3-1	40/2	0	0	0	3	64.0	69	40	38	17	64	5	.285	7	11





Cameron Walter

Redshirt Freshman ♦ First Baseman/DH ♦ 6-4 ♦ 220 ♦ R/R

Centreville, Va. ♦ Centreville

37

2011: Part of the VMI football program, transferred full-time to baseball at the conclusion of the season.

High School/Personal: Four-year letterwinner at Centreville HS...All-State, Region and First Team All-Metro senior season, when he hit .532 with 13 doubles and seven home runs...father played football for The Citadel...plans to major in Economics and Business...son of Jeff and Suzanne Walter.



Alan Watts

Senior ♦ Right-Handed Pitcher ♦ 6-1 ♦ 204 ♦ R/R

Buena Vista, Va. ♦ Lord Botetourt

10

five batters he faced in the series finale against La Salle (3/14), two via strikeout.

Summer: Again pitched for Lexington's Rockbridge Rapids of the Valley League...accumulated 16 appearances in the summer league, posting a 2.76 ERA and a .220 batting average against.

Cavalier Award after hitting .326 with a .417 on-base percentage, while also going 3-2 on the mound with 33 strikeouts in 32 innings...son of Randolph and Karen Watts...won the VMI Academic Writing Award in 2009...majoring in English.

2011: Went 3-0 with three saves and a 2.64 ERA...had a stellar 37/4 strikeout-to-walk ratio, including working his first 29 1/3 innings without issuing a free pass...had the seventh-most appearances in school history (26)...picked up his first save of the year with two strikeouts in a perfect inning against Binghamton (2/26)...got save #2 with three one-hit frames against New Mexico State (3/12), striking out three...vultured a win at Longwood (3/22), surrendering a run over 2 1/3 frames...saved his third game of the season against Gardner-Webb (4/1)...went a season-long four innings at Radford (4/8) to get his second win of the year...threw two shutout innings at William & Mary (4/13) to give VMI its first win in Williamsburg since 1996...threw eight straight scoreless innings from April 19 through May 11...that run ended May 13, but he picked up the win with two innings of relief that day against UNC Asheville...pitched 1 2/3 innings in the Big South Tournament against Radford.

Summer: Pitched for the Outer Banks Daredevils of the Coastal Plain League...pitched in 24 games, tying the team record for appearances, and posted a 3.32 ERA.

2010: Saw action in 14 games, posting the third-best relief ERA on the squad (3.91)...struck out 32 hitters in just 23 innings...amounted to 12.52 K/9 innings, the highest total on the pitching staff...opponents hit just .218, the second-lowest mark on the VMI staff (Garrett -.215)...had the third-lowest HR rate on the team, giving up .39 home runs per nine innings...did not allow a hit in three straight outings, working 4.1 innings against Longwood, Gardner-Webb and Liberty, striking out five...had a career-long outing against High Point (3/21), going 4.2 innings and allowing just one run...retired all

2009: Made 10 appearances as a freshman...pitched a scoreless inning in game one at #23 Coastal Carolina (5/10), allowing just a walk...worked a shutout inning at Virginia Tech (3/17), allowing only a hit...worked a season-long 1.2 innings in his first career appearance...made his first career appearance at #1 UNC.

Summer: Made a team-high 18 appearances and four saves for the Rockbridge Rapids of the Valley League...had a team-best 0.73 ERA while allowing opponents to hit just .176, striking out 33 batters in 24.2 innings...named a Valley League All-Star and a Mid-Atlantic All-Star.

High School/Personal: Three-year letterman as a pitcher and catcher at Lord Botetourt...as a senior, earned First Team All-District and Second Team All-Region honors as a utility player...earned


WATTS' CAREER HIGHS

IP, Relief	4.2	at High Point, 3/21/10
K	4 (3x)	Last at Charleston So., 4/16/11
BB	2 (3x)	Last at Charleston So., 4/16/11



Watts' Career Stats

Year	ERA	W-L	G/GS	CG	SHO	CBO	SV	IP	H	R	ER	BB	SO	HR	B/Avg	WP	HBP
2009	13.50	0-0	10/0	0	0	0	0	8.2	17	14	13	7	1	0	.425	3	4
2010	3.91	0-0	14/0	0	0	0	0	23.0	19	13	10	7	32	1	.218	4	8
2011	2.64	3-0	26/0	0	0	2	3	44.1	45	14	13	4	37	2	.273	5	2
TOTAL	4.26	3-0	50/0	0	0	2	3	76.0	81	41	36	18	70	3	.277	12	14



Matt Winn

Redshirt Freshman ♦ Catcher ♦ 6-0 ♦ 200 ♦ R/R

Richmond, Va. ♦ JR Tucker

8

ior year...also hit a solid .333 during his final high school campaign...former player for the 2009 Virginia Commonwealth Games team...also played in the VHSL and Legion All-Star games...son of Brenda and Marshall Winn...will major in International Studies at VMI.

2011: Did not see game action.

High School/Personal: Four-year letterwinner at JR Tucker...former All-District catcher, hitting .469 his jun-



Andrew Woods


Freshman ♦ Right-Handed Pitcher ♦ 6-0 ♦ 180 ♦ R/R

Richmond, Va. ♦ Benedictine

36

the plate...received the Barry Gibrall Academic Award from his high school, and is a former participant in the Virginia Commonwealth Games...he comes from a highly athletic family, as his father, Robert, is a former member of the University of Richmond baseball team, while his mother, Elizabeth, was in the crew program at Marietta College.

High School/Personal: Two-time First Team All-State selection...10-1 with a 2.14 ERA and .177 OBA, striking out 72 in 62 innings (2011)...All-Metro...also hit .426 at



Chase Worthington

Senior ♦ Infield ♦ 5-11 ♦ 190 ♦ R/R

Mechanicsville, Va. ♦ Atlee

7

ting streak late in the season...hit .366 during that run...was 4 for 6 with two doubles and three runs scored against UMES (3/6)...had a home run in game three against Bucknell...hit .340 in conference action.

2009: Saw action in 10 contests as a freshman, making one start...played each of the infield positions...went 2 for 2 in his first collegiate contest, at #1 North Carolina (2/22)...had a pinch-hit single at #23 Coastal Carolina (5/9).

High School/Personal: Four-year letterman at Atlee as a shortstop and pitcher...three times named All-District...Hit .413 with five home runs and 33 RBIs as a senior...named team MVP...earned Honorable Mention All-Region as a shortstop...also a two-year letterman on the basketball team...an All-Academic selection and an Honorable Mention All-District player...son of Jay Worthington and Penny Weis...mother played tennis at Longwood...played for the Richmond Braves National Showcase team and for the Tidewater Drillers...won four state AAU Championships...named to the 12U National All-Tournament Team...attended Perfect Game tournaments and a Team One Showcase...ranks as a Battalion Corporal in the VMI Corps of Cadets...majoring in psychology.


H	4	vs. UMES, 3/6/10
2B	2	(2x), Last vs. UNC Asheville, 5/25/10
3B	1	vs. New Mexico St., 3/11/11
HR	1	(5x), Last vs. UNC Asheville, 5/14/11
RBI	3	vs. Binghamton, 2/27/11
Hit Streak	12 gms.	4/27-5/25/10

2011: Hit .211 in 51 games...was VMI's regular starter at third base...went 2 for 3 with a home run in home opener against William & Mary (2/22)...had an RBI single at #10 Virginia the next day...went 2 for 3 with three runs batted in series finale against Binghamton (2/27)...had three hits in four trips against New Mexico State (3/11), and also scored twice and had his lone triple of the season...broke out of a 2 for 24 slump by going 2 for 3 with two runs scored at Longwood (3/22), and also connected for his second home run...tied school record with three sacrifice bunts at Radford (4/8)...was 7 for 13 in Charleston Southern series (4/15-17), including three doubles and five runs scored...raised his average .39 points with that effort...homed May 14 against UNC Asheville...was 2 for 4 May 20 versus High Point...played summer ball for the Valley League's Waynesboro Generals...serves as the VP for Education and Defense on the VMI Honor Court.

2010: After moving into the starting lineup, where he stayed for the season's final 20 games, Worthington hit .348 with five doubles...also had a home run and seven RBIs during that time...had a career-best 12-game hit-

WORTHINGTON'S CAREER HIGHS

AB	6	vs. UMES, 3/6/10
R	3	vs. UMES, 3/6/10



Worthington's Career Stats

Year	Avg	GP/GS	AB	R	H	2B	3B	HR	RBI	SLG%	BB	HBP	SO	OB%	SB-ATT	PO-A-E	FLD%
2009	.273	10/1	11	1	3	0	0	0	0	.273	0	0	3	.273	0-0	1-3-1	.800
2010	.367	38/25	90	14	33	7	0	2	11	.511	7	2	14	.420	0-1	23-47-7	.909
2011	.212	51/49	165	27	35	4	1	3	18	.303	15	5	27	.291	0-2	27-82-10	.916
TOTAL	.267	99/75	266	42	71	11	1	5	29	.372	22	7	44	.372	0-3	51-132-18	.910

2011 VMI Baseball Overall Statistics for VMI (End of Season) (All games Sorted by Batting avg)

Record: 27-24-1 Home: 15-9 Away: 10-15-1 Neutral: 2-0 : 14-13

Player	avg	gp-gs	ab	r	h	2b	3b	hr	rbi	tb	slg%	bb	hp	so	gdp	ob%	sf	sh	sb-att	po	a	e	fld%	
SULLIVAN, Graham	.358	52-52	204	42	73	16	0	5	40	104	.510	20	1	37	1	.405	7	6	8-10	80	1	4	.953	
ROBERTS, Sam	.347	52-52	202	46	70	14	2	5	37	103	.510	34	4	30	1	.443	4	0	13-17	53	137	5	.974	
TOPPING, Justin	.333	40-32	108	21	36	6	0	1	15	45	.417	14	9	9	1	.444	2	5	2-3	3	1	0	1.000	
PICCIRILLI, George	.332	52-49	196	36	65	13	1	4	34	92	.469	16	2	25	1	.384	2	7	4-6	306	9	7	.978	
HAITSUKA, Alex	.323	51-51	192	33	62	16	0	6	37	96	.500	19	4	32	3	.395	0	7	2-2	358	39	5	.988	
HESS, Justin	.313	52-51	176	33	55	4	1	3	23	70	.398	9	5	20	4	.361	1	5	3-5	102	128	12	.950	
MORLEY, Jacob	.295	49-48	183	25	54	8	2	2	25	72	.393	12	2	36	1	.342	2	7	11-15	91	5	2	.980	
DICKINSON, Rob	.274	52-43	175	22	48	10	0	3	21	67	.383	6	1	30	4	.302	0	3	3-3	114	0	5	.958	
WORTHINGTON, Chase	.212	51-49	165	27	35	4	1	3	18	50	.303	15	5	27	1	.291	4	10	0-2	27	82	10	.916	

TARSOVICH, Jordan	.261	23-10	23	5	6	0	0	0	3	6	.261	5	0	2	1	.393	0	1	2-2	17	1	0	1.000	
MONTAGUE, Andrew	.234	25-11	47	2	11	1	0	0	4	12	.255	1	0	11	1	.245	1	1	0-3	71	9	4	.952	
MAYERS, Eric	.188	13-4	16	2	3	1	0	0	0	4	.250	0	1	6	0	.235	0	2	0-0	8	1	1	.900	
HOLDER, Cody	.185	23-7	27	2	5	0	0	0	2	5	.185	0	1	5	0	.214	0	4	0-0	10	19	2	.935	
HAWKINS, Berkley	.143	21-7	28	3	4	1	0	0	1	5	.179	2	0	5	1	.200	0	0	0-0	90	3	2	.979	
MARTIN, Brooks	.143	4-1	7	1	1	0	0	0	0	1	.143	0	0	3	0	.143	0	0	0-0	0	0	0	.000	
RUSSO, Chris	.000	15-1	8	0	0	0	0	0	1	0	.000	0	0	2	0	.000	0	0	0-0	10	12	0	1.000	
FLORA, Lefty	.000	9-0	4	0	0	0	0	0	0	0	.000	1	1	1	0	.333	0	0	0-0	0	0	0	.000	
Totals	.300	52	1761	300	528	94	7	32	261	732	.416	154	36	281	20	.364	23	58	48-68	1354	533	68	.965	
Opponents	.275	52	1768	276	487	95	7	27	246	677	.383	142	45	377	13	.342	18	32	60-77	1350	580	68	.966	

LOB - Team (382), Opp (378). DPs turned - Team (31), Opp (43). CI - Team (3), MONTAGUE, A. 2, HAITSUKA, A. 1. IBB - Team (4), ROBERTS, S. 3, MORLEY, J. 1, Opp (3). Picked off - ROBERTS, S. 2, WORTHINGTON 2, TOPPING, J. 1, TARSOVICH, J. 1, HESS, J. 1, HAWKINS, B. 1.

(All games Sorted by Earned run avg)

Player	era	w-l	app	gs	cg	sho	sv	ip	h	r	er	bb	so	2b	3b	hr	b/avg	wp	hp	bk	sfa	sha		
COWGILL, Coby	3.73	4-3	13	12	0	0/1	0	72.1	61	38	30	31	59	11	1	2	.233	8	12	3	4	9		
BROWN, Jeremy	4.33	5-3	14	13	0	0/3	0	68.2	69	34	33	15	52	16	1	6	.257	7	5	0	1	4		
FARLEY, Jason	5.42	4-8	16	13	0	0/1	0	73.0	97	59	44	11	50	15	4	2	.314	4	5	1	1	6		

WATTS, Alan	2.64	3-0	26	0	0	0/2	3	44.1	45	14	13	4	37	9	0	2	.273	5	2	1	4	2		
DEVINE, Michael	3.26	0-2	23	0	0	0/1	5	30.1	32	15	11	13	30	9	0	0	.274	6	6	0	1	2		
HENKEL, Campbell	3.56	3-0	13	1	0	0/0	0	30.1	24	14	12	17	18	5	0	2	.216	5	4	0	1	2		
THOMAS, Travis	4.43	2-1	28	1	0	0/0	3	40.2	39	21	20	9	46	7	0	3	.260	2	7	1	2	4		
LOPEZ, Adam	4.50	1-1	3	3	0	0/0	0	10.0	9	7	5	6	13	3	0	2	.231	2	1	0	1	0		
ROBERTS, Sam	4.78	1-4	14	4	0	0/0	4	32.0	36	21	17	10	34	5	1	3	.283	3	2	1	1	0		
GARRETT, John	5.79	4-2	20	5	0	0/0	0	32.2	49	23	21	8	27	7	0	4	.340	3	0	0	1	2		
DEAL, Andrew	9.00	0-0	11	0	0	0/1	0	9.0	10	9	9	5	6	2	0	0	.294	1	0	2	1	0		
ELLIS, Rian	13.50	0-0	3	0	0	0/0	0	2.2	6	4	4	1	1	3	0	1	.400	2	0	0	0	0		
BAREFOOT, Ryan	19.29	0-0	3	0	0	0/0	0	4.2	7	13	10	9	3	2	0	0	.333	1	1	0	0	1		
BACH, Connor	27.00	0-0	1	0	0	0/0	0	0.1	1	1	1	1	1	1	0	0	.500	0	0	0	0	0		
ZARELLA, Joey	27.00	0-0	2	0	0	0/0	0	0.1	2	3	1	2	0	0	0	0	.500	0	0	0	0	0		
Totals	4.61	27-24	52	52	0	4/4	15	451.1	487	276	231	142	377	95	7	27	.275	49	45	9	18	32		
Opponents	4.68	24-27	52	52	1	3/3	10	450.0	528	300	234	154	281	94	7	32	.300	38	36	4	23	58		

PB - Team (17), HAITSUKA, A. 15, MONTAGUE, A. 2, Opp (15). Pickoffs - Team (9), COWGILL, C. 4, HENKEL, C. 1, FARLEY, J. 1, HAITSUKA, A. 1, GARRETT, J. 1, THOMAS, T. 1, Opp (8). SBA/ATT - HAITSUKA, A. (43-54), MONTAGUE, A. (17-21), FARLEY, J. (12-15), COWGILL, C. (10-13), HENKEL, C. (10-11), BROWN, J. (9-11), WATTS, A. (6-7), THOMAS, T. (5-6), DEVINE, M. (2-4), ROBERTS, S. (3-4), BAREFOOT, R. (2-2), DEAL, A. (0-2), TOPPING, J. (0-1), GARRETT, J. (1-1), LOPEZ, A. (0-1).

2011 VMI Baseball Overall Statistics for VMI (End of Season) (All games Sorted by Fielding pct)

Player	c	po	a	e	fld%	dp	sba	csb	sba%	pb	ci
RUSSO, Chris	22	10	12	0	1.000	3	0	0	---	0	0
TARSOVICH, Jordan	18	17	1	0	1.000	0	0	0	---	0	0
THOMAS, Travis	9	2	7	0	1.000	0	5	1	.833	0	0
WATTS, Alan	8	2	6	0	1.000	1	6	1	.857	0	0
GARRETT, John	6	1	5	0	1.000	0	1	0	1.000	0	0
DEAL, Andrew	4	0	4	0	1.000	0	0	2	.000	0	0
TOPPING, Justin	4	3	1	0	1.000	0	0	1	.000	0	0
ELLIS, Rian	1	0	1	0	1.000	0	0	0	---	0	0
HAITSUKA, Alex	402	358	39	5	.988	5	43	11	.796	15	1
MORLEY, Jacob	98	91	5	2	.980	1	0	0	---	0	0
HAWKINS, Berkley	95	90	3	2	.979	7	0	0	---	0	0
PICCIRILLI, George	322	306	9	7	.978	21	0	0	---	0	0
ROBERTS, Sam	195	53	137	5	.974	16	3	1	.750	0	0
FARLEY, Jason	30	5	24	1	.967	0	12	3	.800	0	0
DICKINSON, Rob	119	114	0	5	.958	0	0	0	---	0	0
SULLIVAN, Graham	85	80	1	4	.953	0	0	0	---	0	0
MONTAGUE, Andrew	84	71	9	4	.952	0	17	4	.810	2	2
HESS, Justin	242	102	128	12	.950	20	0	0	---	0	0
HOLDER, Cody	31	10	19	2	.935	5	0	0	---	0	0
BROWN, Jeremy	15	2	12	1	.933	0	9	2	.818	0	0
WORTHINGTON, Chase	119	27	82	10	.916	6	0	0	---	0	0
COWGILL, Coby	21	2	17	2	.905	1	10	3	.769	0	0
MAYERS, Eric	10	8	1	1	.900	0	0	0	---	0	0
DEVINE, Michael	6	0	5	1	.833	0	2	2	.500	0	0
HENKEL, Campbell	4	0	3	1	.750	0	10	1	.909	0	0
BAREFOOT, Ryan	3	0	2	1	.667	0	2	0	1.000	0	0
LOPEZ, Adam	2	0	0	2	.000	0	0	1	.000	0	0
BACH, Connor	0	0	0	0	.000	0	0	0	---	0	0
MARTIN, Brooks	0	0	0	0	.000	0	0	0	---	0	0
ZARELLA, Joey	0	0	0	0	.000	0	0	0	---	0	0
FLORA, Lefty	0	0	0	0	.000	0	0	0	---	0	0
Totals	1955	1354	533	68	.965	31	60	17	.779	17	3
Opponents	1998	1350	580	68	.966	43	48	20	.706	15	0

Hitting minimums - 2.0 AB/Game
Pitching minimums - 1.0 IP/Game



2011 VMI Baseball Conference statistics for VMI (End of Season) (games only Sorted by Batting avg)

Record: 14-13 Home: 7-5 Away: 7-8 : 14-13

Player	avg	gp-gs	ab	r	h	2b	3b	hr	rbi	tb	slg%	bb	hp	so	gdp	ob%	sf	sh	sb-att	po	a	e	fld%
HESS, Justin	.367	27-27	98	23	36	2	1	3	17	49	.500	5	4	10	3	.417	1	4	3-4	63	79	5	.966
SULLIVAN, Graham	.361	27-27	108	30	39	8	0	4	26	59	.546	13	1	19	1	.417	5	3	7-8	45	1	2	.958
HAITSUKA, Alex	.356	26-26	104	20	37	9	0	4	27	58	.558	8	3	14	1	.417	0	6	2-2	153	16	3	.983
ROBERTS, Sam	.343	27-27	108	29	37	8	1	4	22	59	.546	19	3	15	1	.440	4	0	6-8	28	82	3	.973
PICCIRILLI, George	.325	27-27	114	23	37	9	0	3	18	55	.482	12	0	15	0	.386	1	3	1-1	229	5	6	.975
TOPPING, Justin	.308	26-24	78	13	24	3	0	1	13	30	.385	11	6	8	0	.423	2	3	2-2	0	1	0	1.000
DICKINSON, Rob	.284	27-24	102	15	29	8	0	2	15	43	.422	4	0	15	2	.311	0	2	2-2	66	0	3	.957
MORLEY, Jacob	.269	26-26	104	16	28	5	2	2	18	43	.413	6	2	24	0	.316	2	5	7-8	50	1	1	.981
WORTHINGTON, Chase	.220	27-26	91	17	20	3	0	1	8	26	.286	7	2	18	0	.282	3	7	0-1	19	43	6	.912

HAWKINS, Berkley	1.000	2-0	1	1	1	1	0	0	0	2	2.000	0	0	0	0	1.000	0	0	0-0	0	1	0	1.000
TARSOVICH, Jordan	.300	10-4	10	4	3	0	0	0	1	3	.300	2	0	1	0	.417	0	0	2-2	6	1	0	1.000
MONTAGUE, Andrew	.286	11-4	21	1	6	1	0	0	2	7	.333	1	0	5	0	.318	0	1	0-2	42	5	3	.940
HOLDER, Cody	.000	10-1	4	0	0	0	0	0	1	0	.000	0	0	1	0	.000	0	1	0-0	1	3	0	1.000
MAYERS, Eric	.000	4-0	3	0	0	0	0	0	0	0	.000	0	0	1	0	.000	0	0	0-0	0	0	0	.000
RUSSO, Chris	.000	4-0	1	0	0	0	0	0	0	0	.000	0	0	0	0	.000	0	0	0-0	1	1	0	1.000
FLORA, Lefty	.000	3-0	1	0	0	0	0	0	0	0	.000	1	1	1	0	.667	0	0	0-0	0	0	0	.000
MARTIN, Brooks	.000	1-0	1	0	0	0	0	0	0	0	.000	0	0	1	0	.000	0	0	0-0	0	0	0	.000
Totals	.313	27	949	192	297	57	4	24	168	434	.457	89	22	148	8	.378	18	35	32-40	712	280	37	.964
Opponents	.290	27	949	151	275	51	3	14	134	374	.394	57	25	186	5	.343	10	20	30-37	711	273	45	.956

LOB - Team (210), Opp (200). DPs turned - Team (13), Opp (22). CI - Team (2), HAITSUKA, A. 1, MONTAGUE, A. 1. IBB - Team (2), ROBERTS, S. 2, Opp (2). Picked off - ROBERTS, S. 1, TARSOVICH, J 1, HESS, J. 1.

(games only Sorted by Earned run avg)

Player	era	w-l	app	gs	cg	sho	sv	ip	h	r	er	bb	so	2b	3b	hr	b/avg	wp	hp	bk	sfa	sha
COWGILL, Coby	4.15	3-3	9	9	0	0/1	0	52.0	50	30	24	19	41	8	0	2	.258	6	10	3	2	8
FARLEY, Jason	4.81	3-3	9	8	0	0/1	0	43.0	60	36	23	5	30	7	2	1	.319	3	4	0	0	4
BROWN, Jeremy	5.36	3-3	9	9	0	0/1	0	47.0	54	29	28	10	38	11	1	5	.284	6	4	0	1	3

HENKEL, Campbell	2.61	1-0	4	0	0	0/0	0	10.1	8	4	3	4	4	3	0	0	.216	1	1	0	1	1
THOMAS, Travis	2.86	1-0	15	0	0	0/0	3	22.0	15	7	7	5	22	4	0	1	.197	1	3	1	1	0
WATTS, Alan	3.52	2-0	12	0	0	0/0	1	23.0	27	10	9	3	21	7	0	1	.307	2	1	1	3	2
GARRETT, John	6.14	1-1	7	1	0	0/0	0	14.2	22	12	10	3	9	2	0	1	.338	3	0	0	1	1
ROBERTS, Sam	7.45	0-2	7	0	0	0/0	3	9.2	15	8	8	3	8	3	0	2	.357	2	0	0	1	0
DEAL, Andrew	7.71	0-0	6	0	0	0/1	0	4.2	6	4	4	1	3	1	0	0	.316	0	0	1	0	0
DEVINE, Michael	7.84	0-1	8	0	0	0/1	1	10.1	16	10	9	4	10	5	0	0	.348	4	2	0	0	1
ELLIS, Rian	13.50	0-0	1	0	0	0/0	0	0.2	2	1	1	0	0	0	0	1	.500	0	0	0	0	0
Totals	4.78	14-13	27	27	0	2/2	8	237.1	275	151	126	57	186	51	3	14	.290	28	25	6	10	20
Opponents	5.66	13-14	27	27	0	1/1	5	237.0	297	192	149	89	148	57	4	24	.313	24	22	3	18	35

PB - Team (7), HAITSUKA, A. 6, MONTAGUE, A. 1, Opp (6). Pickoffs - Team (5), COWGILL, C. 3, HAITSUKA, A. 1, FARLEY, J. 1, Opp (3). SBA/ATT - HAITSUKA, A. (24-28), BROWN, J. (7-9), MONTAGUE, A. (6-8), FARLEY, J. (7-8), COWGILL, C. (7-8), WATTS, A. (4-5), THOMAS, T. (2-3), HENKEL, C. (1-1), DEVINE, M. (1-1), GARRETT, J. (1-1), DEAL, A. (0-1), TOPPING, J. (0-1).



2011 Statistics

2011 VMI Baseball Overall Statistics for VMI (End of Season) (Non-Big South games only Sorted by Batting avg)

Record: 13-11-1 Home: 8-4 Away: 3-7-1 Neutral: 2-0 Big South: 0-0

Player	avg	gp-gs	ab	r	h	2b	3b	hr	rbi	tb	slg%	bb	hp	so	gdp	ob%	sf	sh	sb-att	po	a	e	fld%	
SULLIVAN, Graham	.354	25-25	96	12	34	8	0	1	14	45	.469	7	0	18	0	.390	2	3	1-2	35	0	2	.946	
ROBERTS, Sam	.351	25-25	94	17	33	6	1	1	15	44	.468	15	1	15	0	.445	0	0	7-9	25	55	2	.976	
PICCIRILLI, George	.341	25-22	82	13	28	4	1	1	16	37	.451	4	2	10	1	.382	1	4	3-5	77	4	1	.988	
MORLEY, Jacob	.329	23-22	79	9	26	3	0	0	7	29	.367	6	0	12	1	.376	0	2	4-7	41	4	1	.978	
HAITSUKA, Alex	.284	25-25	88	13	25	7	0	2	10	38	.432	11	1	18	2	.370	0	1	0-0	205	23	2	.991	
DICKINSON, Rob	.260	25-19	73	7	19	2	0	1	6	24	.329	2	1	15	2	.289	0	1	1-1	48	0	2	.960	
HESS, Justin	.244	25-24	78	10	19	2	0	0	6	21	.269	4	1	10	1	.289	0	1	0-1	39	49	7	.926	
WORTHINGTON, Chase	.203	24-23	74	10	15	1	1	2	10	24	.324	8	3	9	1	.302	1	3	0-1	8	39	4	.922	

TOPPING, Justin	.400	14-8	30	8	12	3	0	0	2	15	.500	3	3	1	1	.500	0	2	0-1	3	0	0	1.000	
TARSOVICH, Jordan	.231	13-6	13	1	3	0	0	0	2	3	.231	3	0	1	1	.375	0	1	0-0	11	0	0	1.000	
MAYERS, Eric	.231	9-4	13	2	3	1	0	0	0	4	.308	0	1	5	0	.286	0	2	0-0	8	1	1	.900	
HOLDER, Cody	.217	13-6	23	2	5	0	0	0	1	5	.217	0	1	4	0	.250	0	3	0-0	9	16	2	.926	
MONTAGUE, Andrew	.192	14-7	26	1	5	0	0	0	2	5	.192	0	0	6	1	.185	1	0	0-1	29	4	1	.971	
MARTIN, Brooks	.167	3-1	6	1	1	0	0	0	1	.167	0	0	2	0	.167	0	0	0-0	0	0	0	.000		
HAWKINS, Berkley	.111	19-7	27	2	3	0	0	0	1	3	.111	2	0	5	1	.172	0	0	0-0	90	2	2	.979	
RUSSO, Chris	.000	11-1	7	0	0	0	0	0	1	0	.000	0	0	2	0	.000	0	0	0-0	9	11	0	1.000	
FLORA, Lefty	.000	6-0	3	0	0	0	0	0	0	0	.000	0	0	0	0	.000	0	0	0-0	0	0	0	.000	
Totals	.284	25	812	108	231	37	3	8	93	298	.367	65	14	133	12	.346	5	23	16-28	642	253	31	.967	
Opponents	.259	25	819	125	212	44	4	13	112	303	.370	85	20	191	8	.340	8	12	30-40	639	307	23	.976	

LOB - Team (172), Opp (178). DPs turned - Team (18), Opp (21). CI - Team (1), MONTAGUE, A. 1, IBB - Team (2), ROBERTS, S. 1, MORLEY, J. 1, Opp (1). Picked off - WORTHINGTON 2, HAWKINS, B. 1, ROBERTS, S. 1, TOPPING, J. 1.

(Non-Big South games only Sorted by Earned run avg)

Player	era	w-l	app	gs	cg	sho	sv	ip	h	r	er	bb	so	2b	3b	hr	b/avg	wp	hp	bk	sfa	sha		
FARLEY, Jason	6.30	1-5	7	5	0	0/0	0	30.0	37	23	21	6	20	8	2	1	.306	1	1	1	1	2		

DEVINE, Michael	0.90	0-1	15	0	0	0/0	4	20.0	16	5	2	9	20	4	0	0	.225	2	4	0	1	1		
WATTS, Alan	1.69	1-0	14	0	0	0/2	2	21.1	18	4	4	1	16	2	0	1	.234	3	1	0	1	0		
BROWN, Jeremy	2.08	2-0	5	4	0	0/2	0	21.2	15	5	5	5	14	5	0	1	.192	1	1	0	0	1		
COWGILL, Coby	2.66	1-0	4	3	0	0/0	0	20.1	11	8	6	12	18	3	1	0	.162	2	2	0	2	1		
ROBERTS, Sam	3.63	1-2	7	4	0	0/0	1	22.1	21	13	9	7	26	2	1	1	.247	1	2	1	0	0		
HENKEL, Campbell	4.05	2-0	9	1	0	0/0	0	20.0	16	10	9	13	14	2	0	2	.216	4	3	0	0	1		
LOPEZ, Adam	4.50	1-1	3	3	0	0/0	0	10.0	9	7	5	6	13	3	0	2	.231	2	1	0	1	0		
GARRETT, John	5.50	3-1	13	4	0	0/0	0	18.0	27	11	11	5	18	5	0	3	.342	0	0	0	0	1		
THOMAS, Travis	6.27	1-1	13	1	0	0/0	0	18.2	24	14	13	4	24	3	0	2	.324	1	4	0	1	4		
DEAL, Andrew	10.38	0-0	5	0	0	0/0	0	4.1	4	5	5	4	3	1	0	0	.267	1	0	1	1	0		
ELLIS, Rian	13.50	0-0	2	0	0	0/0	0	2.0	4	3	3	1	1	3	0	0	.364	2	0	0	0	0		
BAREFOOT, Ryan	19.29	0-0	3	0	0	0/0	0	4.2	7	13	10	9	3	2	0	0	.333	1	1	0	0	1		
BACH, Connor	27.00	0-0	1	0	0	0/0	0	0.1	1	1	1	1	1	1	0	0	.500	0	0	0	0	0		
ZARELLA, Joey	27.00	0-0	2	0	0	0/0	0	0.1	2	3	1	2	0	0	0	0	.500	0	0	0	0	0		
Totals	4.42	13-11	25	25	0	2/2	7	214.0	212	125	105	85	191	44	4	13	.259	21	20	3	8	12		
Opponents	3.59	11-13	25	25	1	2/2	5	213.0	231	108	85	65	133	37	3	8	.284	14	14	1	5	23		

PB - Team (10), HAITSUKA, A. 9, MONTAGUE, A. 1, Opp (9). Pickoffs - Team (4), GARRETT, J. 1, HENKEL, C. 1, THOMAS, T. 1, COWGILL, C. 1, Opp (5). SBA/ATT - HAITSUKA, A. (19-26), MONTAGUE, A. (11-13), HENKEL, C. (9-10), FARLEY, J. (5-7), COWGILL, C. (3-5), ROBERTS, S. (3-4), DEVINE, M. (1-3), THOMAS, T. (3-3), BROWN, J. (2-2), BAREFOOT, R. (2-2), WATTS, A. (2-2), LOPEZ, A. (0-1), DEAL, A. (0-1).



2011 VMI Baseball Overall Statistics for VMI (End of Season) (Home games Sorted by Batting avg)

Record: 15-9 Home: 15-9 Away: 0-0 : 7-5

Player	avg	gp-gs	ab	r	h	2b	3b	hr	rbi	tb	slg%	bb	hp	so	gdp	ob%	sf	sh	sb-att	po	a	e	fld%	
SULLIVAN, Graham	.409	24-24	88	29	36	9	0	2	22	51	.580	13	1	11	0	.476	3	2	3-3	35	0	4	.897	
HAITSUKA, Alex	.384	23-23	86	16	33	11	0	3	24	53	.616	6	2	9	0	.436	0	1	1-1	149	19	3	.982	
ROBERTS, Sam	.352	24-24	88	23	31	9	2	1	15	47	.534	18	2	11	0	.459	3	0	2-5	26	68	1	.989	
DICKINSON, Rob	.320	24-20	75	8	24	7	0	1	12	34	.453	2	1	10	1	.346	0	2	2-2	50	0	3	.943	
PICCIRILLI, George	.316	24-24	95	21	30	7	0	2	20	43	.453	5	1	15	0	.356	0	4	2-3	154	5	5	.970	
HESS, Justin	.303	24-23	76	17	23	2	1	2	10	33	.434	5	4	9	1	.376	0	2	2-3	50	65	3	.975	
MORLEY, Jacob	.262	23-22	84	11	22	2	1	2	16	32	.381	3	1	16	0	.292	1	3	5-6	47	1	1	.980	
WORTHINGTON, Chase	.206	23-22	68	13	14	4	0	2	10	24	.353	7	3	17	0	.296	3	5	0-0	9	34	9	.827	

TOPPING, Justin	.391	18-16	46	13	18	2	0	1	11	23	.500	8	4	6	0	.500	2	3	1-2	3	1	0	1.000	
MONTAGUE, Andrew	.300	14-4	20	2	6	1	0	0	2	7	.350	0	0	4	0	.286	1	0	0-1	38	6	2	.957	
TARSOVICH, Jordan	.200	10-4	10	2	2	0	0	0	1	2	.200	2	0	0	0	.333	0	1	1-1	9	1	0	1.000	
MARTIN, Brooks	.143	4-1	7	1	1	0	0	0	0	1	.143	0	0	3	0	.143	0	0	0-0	0	0	0	.000	
HAWKINS, Berkley	.091	10-3	11	2	1	1	0	0	0	2	.182	1	0	3	0	.167	0	0	0-0	46	2	0	1.000	
HOLDER, Cody	.077	8-3	13	1	1	0	0	0	1	1	.077	0	0	2	0	.077	0	2	0-0	2	9	2	.846	
MAYERS, Eric	.000	5-2	6	1	0	0	0	0	0	0	.000	0	0	3	0	.000	0	1	0-0	4	0	0	1.000	
RUSSO, Chris	.000	8-1	4	0	0	0	0	0	0	0	.000	0	0	1	0	.000	0	0	0-0	5	8	0	1.000	
FLORA, Lefty	.000	7-0	2	0	0	0	0	0	0	0	.000	1	1	1	0	.500	0	0	0-0	0	0	0	1.000	
Totals	.311	24	779	160	242	55	4	16	144	353	.453	71	20	121	2	.377	13	26	19-27	633	254	37	.960	
Opponents	.273	24	825	120	225	36	3	18	103	321	.389	43	16	174	2	.319	7	13	22-30	591	256	30	.966	

LOB - Team (158), Opp (152). DPs turned - Team (18), Opp (17). CI - Team (1), MONTAGUE, A. 1. IBB - Team (1), ROBERTS, S. 1.
Picked off - WORTHINGTON 1, ROBERTS, S. 1, HESS, J. 1.

(Home games Sorted by Earned run avg)

Player	era	w-l	app	gs	cg	sho	sv	ip	h	r	er	bb	so	2b	3b	hr	b/avg	wp	hp	bk	sfa	sha
FARLEY, Jason	3.62	3-4	8	6	0	0/1	0	37.1	45	20	15	4	28	4	3	1	.294	3	1	0	0	2
BROWN, Jeremy	4.58	3-1	8	7	0	0/2	0	35.1	31	18	18	6	22	8	0	5	.235	3	3	0	0	3

HENKEL, Campbell	0.89	3-0	7	0	0	0/0	0	20.1	13	4	2	8	17	3	0	0	.183	3	1	0	1	1
DEVINE, Michael	1.69	0-0	11	0	0	0/1	4	16.0	13	7	3	7	15	3	0	0	.220	2	2	0	0	0
WATTS, Alan	2.79	1-0	13	0	0	0/1	2	19.1	20	7	6	1	17	4	0	1	.282	1	1	0	2	1
ROBERTS, Sam	2.89	0-1	4	1	0	0/0	0	9.1	11	5	3	1	11	1	0	2	.306	1	1	0	0	0
THOMAS, Travis	3.38	1-1	13	1	0	0/0	2	18.2	18	7	7	1	20	1	0	1	.250	0	3	1	0	1
LOPEZ, Adam	3.86	1-0	2	2	0	0/0	0	7.0	6	4	3	2	10	1	0	2	.231	0	1	0	1	0
COWGILL, Coby	5.79	1-2	4	4	0	0/0	0	23.1	28	18	15	5	16	5	0	2	.304	3	3	0	1	4
GARRETT, John	7.02	2-0	9	3	0	0/0	0	16.2	27	15	13	1	14	3	0	3	.346	2	0	0	1	0
ELLIS, Rian	10.80	0-0	2	0	0	0/0	0	1.2	3	2	2	1	1	1	0	1	.333	1	0	0	0	0
BAREFOOT, Ryan	13.50	0-0	1	0	0	0/0	0	1.1	1	2	2	1	0	0	0	0	.250	0	0	0	0	1
DEAL, Andrew	15.75	0-0	6	0	0	0/0	0	4.0	7	7	7	3	2	1	0	0	.412	0	0	1	1	0
BACH, Connor	27.00	0-0	1	0	0	0/0	0	0.1	1	1	1	1	1	1	0	0	.500	0	0	0	0	0
ZARELLA, Joey	27.00	0-0	1	0	0	0/0	0	0.1	1	3	1	1	0	0	0	0	.333	0	0	0	0	0
Totals	4.18	15-9	24	24	0	2/2	8	211.0	225	120	98	43	174	36	3	18	.273	19	16	2	7	13
Opponents	5.89	9-15	24	24	1	0/0	4	197.0	242	160	129	71	121	55	4	16	.311	16	20	3	13	26

PB - Team (5), HAITSUKA, A. 4, MONTAGUE, A. 1, Opp (9). Pickoffs - Team (2), HENKEL, C. 1, COWGILL, C. 1, Opp (3). SBA/ATT - HAITSUKA, A. (13-18), MONTAGUE, A. (9-11), HENKEL, C. (5-6), FARLEY, J. (3-5), BROWN, J. (4-5), THOMAS, T. (4-4), WATTS, A. (3-3), COWGILL, C. (1-2), ROBERTS, S. (1-2), GARRETT, J. (1-1), TOPPING, J. (0-1), DEAL, A. (0-1), DEVINE, M. (0-1).



2011 Statistics

2011 VMI Baseball Overall Statistics for VMI (End of Season) (Away games Sorted by Batting avg)

Record: 10-15-1 Home: 0-0 Away: 10-15-1 : 7-8

Player	avg	gp-gs	ab	r	h	2b	3b	hr	rbi	tb	slg%	bb	hp	so	gdp	ob%	sf	sh	sb-att	po	a	e	fld%	
PICCIRILLI, George	.359	26-23	92	14	33	5	1	2	13	46	.500	10	1	10	0	.419	2	3	2-2	145	4	2	.987	
ROBERTS, Sam	.358	26-26	106	23	38	4	0	4	20	54	.509	14	2	17	1	.439	1	0	10-11	22	62	4	.955	
MORLEY, Jacob	.315	24-24	92	13	29	6	1	0	9	37	.402	8	1	19	1	.373	1	3	6-9	41	4	1	.978	
HESS, Justin	.309	26-26	94	13	29	1	0	1	10	33	.351	2	1	10	3	.327	1	3	1-2	49	58	9	.922	
SULLIVAN, Graham	.308	26-26	107	13	33	7	0	3	16	49	.458	7	0	25	1	.342	3	4	5-6	40	1	0	1.000	
HAITSUKA, Alex	.276	26-26	98	15	27	5	0	3	13	41	.418	13	2	20	3	.372	0	5	1-1	191	19	2	.991	
TOPPING, Justin	.259	21-15	58	7	15	4	0	0	3	19	.328	6	5	3	0	.377	0	2	1-1	0	0	0	.000	
DICKINSON, Rob	.219	26-22	96	13	21	3	0	2	9	30	.313	4	0	20	3	.250	0	0	1-1	62	0	2	.969	
WORTHINGTON, Chase	.191	26-25	89	12	17	0	0	1	7	20	.225	8	2	10	1	.270	1	4	0-2	18	46	1	.985	

MAYERS, Eric	.300	8-2	10	1	3	1	0	0	0	4	.400	0	1	3	0	.364	0	1	0-0	4	1	1	.833	
TARSOVICH, Jordan	.300	12-5	10	3	3	0	0	0	1	3	.300	3	0	2	0	.462	0	0	1-1	6	0	0	1.000	
HOLDER, Cody	.286	15-4	14	1	4	0	0	0	1	4	.286	0	1	3	0	.333	0	2	0-0	8	10	0	1.000	
MONTAGUE, Andrew	.154	10-6	26	0	4	0	0	0	2	4	.154	1	0	7	1	.185	0	1	0-2	32	3	2	.946	
HAWKINS, Berkley	.071	9-4	14	0	1	0	0	0	1	1	.071	0	0	1	1	.071	0	0	0-0	37	1	2	.950	
RUSSO, Chris	.000	7-0	4	0	0	0	0	0	1	0	.000	0	0	1	0	.000	0	0	0-0	5	4	0	1.000	
FLORA, Lefty	.000	2-0	2	0	0	0	0	0	0	0	.000	0	0	0	0	.000	0	0	0-0	0	0	0	.000	
Totals	.282	26	912	128	257	36	2	16	106	345	.378	76	16	151	15	.345	9	28	28-38	667	257	31	.968	
Opponents	.287	26	885	154	254	57	4	9	141	346	.391	88	27	189	9	.365	11	18	37-45	708	300	36	.966	


LOB - Team (205), Opp (210). DPs turned - Team (11), Opp (22). CI - Team (2), HAITSUKA, A. 1, MONTAGUE, A. 1. IBB - Team (2), ROBERTS, S. 2, Opp (3). Picked off - TOPPING, J. 1, ROBERTS, S. 1, WORTHINGTON 1, HAWKINS, B. 1, TARSOVICH, J. 1.

(Away games Sorted by Earned run avg)

Player	era	w-l	app	gs	cg	sho	sv	ip	h	r	er	bb	so	2b	3b	hr	b/avg	wp	hp	bk	sfa	sha		
COWGILL, Coby	2.93	2-1	8	7	0	0/1	0	43.0	32	19	14	20	40	6	1	0	.211	5	8	3	3	5		
BROWN, Jeremy	4.94	1-2	5	5	0	0/0	0	27.1	35	16	15	6	25	6	1	1	.302	4	2	0	1	1		
FARLEY, Jason	7.32	1-4	8	7	0	0/0	0	35.2	52	39	29	7	22	11	1	1	.333	1	4	1	1	4		

ZARELLA, Joey	0.00	0-0	1	0	0	0/0	0	0.0	1	0	0	1	0	0	0	0	1.000	0	0	0	0	0		
WATTS, Alan	2.86	2-0	12	0	0	0/0	0	22.0	24	7	7	3	17	5	0	1	.282	4	1	1	2	1		
DEAL, Andrew	3.60	0-0	5	0	0	0/1	0	5.0	3	2	2	2	4	1	0	0	.176	1	0	1	0	0		
GARRETT, John	4.11	2-2	10	2	0	0/0	0	15.1	20	7	7	5	12	4	0	1	.323	1	0	0	0	2		
DEVINE, Michael	5.54	0-2	11	0	0	0/0	0	13.0	19	8	8	6	14	6	0	0	.352	4	4	0	1	2		
ROBERTS, Sam	5.56	1-3	10	3	0	0/0	4	22.2	25	16	14	9	23	4	1	1	.275	2	1	1	1	0		
THOMAS, Travis	5.57	1-0	14	0	0	0/0	1	21.0	20	14	13	8	25	6	0	2	.267	2	3	0	2	2		
LOPEZ, Adam	6.00	0-1	1	1	0	0/0	0	3.0	3	3	2	4	3	2	0	0	.231	2	0	0	0	0		
HENKEL, Campbell	9.00	0-0	6	1	0	0/0	0	10.0	11	10	10	9	1	2	0	2	.275	2	3	0	0	1		
ELLIS, Rian	18.00	0-0	1	0	0	0/0	0	1.0	3	2	2	0	0	2	0	0	.500	1	0	0	0	0		
BAREFOOT, Ryan	21.60	0-0	2	0	0	0/0	0	3.1	6	11	8	8	3	2	0	0	.353	1	1	0	0	0		
Totals	5.30	10-15	26	26	0	1/1	5	222.1	254	154	131	88	189	57	4	9	.287	30	27	7	11	18		
Opponents	3.62	15-10	26	26	0	3/3	6	236.0	257	128	95	76	151	36	2	16	.282	22	16	1	9	28		

PB - Team (12), HAITSUKA, A. 11, MONTAGUE, A. 1, Opp (5). Pickoffs - Team (7), COWGILL, C. 3, THOMAS, T. 1, GARRETT, J. 1, FARLEY, J. 1, HAITSUKA, A. 1, Opp (5). SBA/ATT - HAITSUKA, A. (29-34), FARLEY, J. (9-10), MONTAGUE, A. (8-10), COWGILL, C. (8-9), BROWN, J. (5-6), HENKEL, C. (5-5), WATTS, A. (3-4), DEVINE, M. (2-3), BAREFOOT, R. (2-2), THOMAS, T. (1-2), ROBERTS, S. (2-2), DEAL, A. (0-1), LOPEZ, A. (0-1).



VMI's Record in 2011...

Overall	.27-24-1
Big South	.14-13
Non-Conference	.13-10-1
Postseason	.0-0
At Home	.15-9
On the Road	.10-15-1
Neutral Site	.2-0
At Home (Big South)	.7-5
On the Road (Big South)	.7-8
At Home (Non-Conference)	.8-4
On the Road (Non-Conference)	.3-7-1
In Extra-Inning Games	.0-1-1
Vs. Nationally-Ranked Teams	.1-4
Vs. In-State Teams	.8-8-1
Playing a Day Game	.17-18-1
Playing a Night Game	.10-6
In First Game of a Doubleheader	.1-4
In Second Game of a Doubleheader	.3-2
In Single Games	.23-18-1
In one-run games	.2-7
In two-run games	.4-5
In five + run games	.11-8
When Scoring First	.18-7
When Opponent Scores First	.9-16-1
When Leading Entering 7th Inning	.23-2-1
When Trailing Entering 7th Inning	.0-19
When Tied Entering 7th Inning	.4-3
When Leading Entering 9th Inning	.25-2
When Trailing Entering 9th Inning	.0-21
When Tied Entering 9th Inning	.0-1-1
When Scoring 5 Runs or Less	.9-20
When Scoring 6+ Runs	.18-4-1
When Allowing 5 Runs or Less	.22-10
When Allowing 6+ Runs	.5-14-1
When Out-Hitting an Opponent	.18-8
When Out-Hit by Opponent	.5-14-1
When Matching Opponent in Hits	.4-2
When committing zero errors	.11-4
When committing one or more errors	.16-20-1
When hitting a Home Run	.11-9-1
Vs. Starting LHP	.4-5-1
Vs. Starting RHP	.22-19



2011 Team Accomplishments

SS Sam Roberts drafted by Oakland - 26th Round - Seventh straight year with a player chosen in MLB Draft

Roberts and C Alex Haituka named First Team All-Big South - First time VMI had two First Team All-Conference players since 2005

Roberts set new school career records in hits, runs scored and walks, leaving VMI ranked in the program's top-10 in 12 different categories

Graham Sullivan ranked in the program's career top-10 in hits, batting average and total bases

Sixth winning season in seven years

Swept season series from JMU for the first time ever, including first win in Harrisonburg since 1976

Defeated William & Mary in Williamsburg for the first time since 1996

Jeremy Brown was a part of three shutouts, the most for a Keydet hurler since 2007

Both Brown (8th) and Jason Farley (3rd) ranked in the top-10 in program history in fewest walks per nine innings.

Coby Cowgill ranked 10th in the Big South in ERA and fourth in batting average against

VMI's 10 runs in the fifth inning 5/21 against High Point was its first double-digit, single-inning output since 2006

Notable statistics (ranking in school history)

-
- ERA - 4.61 (4th in aluminum bat era)
- BB/9 - 2.83 (4th)
- Strikeouts - 377 (4th)
- Saves - 15 (2nd)
- Shutouts - 4 (Tied-2nd)
- Batting Average - .300 (5th)
- Hits - 528 (6th)
- Fielding Percentage - .965 (3rd)

2011 Notes and Honors

2011 Keydet Honors

All-Big South

Sam Roberts (First Team SS)
 Alex Haitzuka (First Team Catcher)
 Graham Sullivan (Second Team OF)

John Olerud Award Watch List

Sam Roberts

Brooks Wallace Award Watch List

Sam Roberts

Collegiate Baseball HOF All-Star Lineup

Sam Roberts (April 19)

ECAC Player of the Week

Sam Roberts (April 19)

Big South Player of the Week

Alex Haitzuka (May 23)
 Sam Roberts (April 19)
 Sam Roberts (March 1)

NCBWA Stopper of the Year Watch List

Michael Devine

2011 Team Almanac

Longest Win Streak4
Longest Losing Streak4
Most Runs Scored17, 5/21
Fewest Runs Scored0 (3x)
Most Runs Allowed15, 2/20
Fewest Runs Allowed0, (4x)

Individual Highs

Most Hits5, G. Sullivan vs. HPU, 5/21
Most At Bats6, 8x
Most Runs4, 3x
Most RBIs5, 2x
Most SBs3, S. Roberts at CSU, 4/15
Most IP8.1, C. Cowgill at CSU, 4/15
Most Strikeouts9, Lopez (2/25)

Record By Month

February4-5444
March9-6-1594
April8-10444
May6-2750

Record By Day

Sunday5-7417
Monday0-0000
Tuesday4-2-1643
Wednesday2-2500
Thursday0-1000
Friday9-4692
Saturday7-8467

Record vs. Conferences

American East3-1
Binghamton3-1
Atlantic Coast0-3
Florida State0-3
Virginia0-1
Virginia Tech0-1
Atlantic-100-0-1
Richmond0-0-1
Big South14-13
Colonial Athletic Association4-1
William & Mary2-0
James Madison2-0
VCU0-1
Independent2-0
Longwood2-0
Pacific-100-2
Oregon State0-2
Patriot League2-1
Bucknell2-1
Western Athletic Conference2-0
New Mexico State2-0



Record Versus All Opponents

Opponent	Record	Last Win	Last Meeting	Streak
Air Force	5-5	2/10/01 (7-2)	2/11/01 (L, 1-6)	L1
Akron	1-3	1956 (8-7)	3/9/97 (L, 3-12)	L3
Alabama-Birmingham	0-2	-----	2/16/97 (L, 3-16)	L2
Albany	2-1	3/4/06 (8-3)	3/5/06 (L, 13-14)	L1
Appalachian State	30-66	5/4/03 (11-1)	5/4/03 (W, 11-1)	W3
Armstrong Atlantic	1-1	3/14/84 (2-0)	3/14/84 (L, 3-11)	L1
Army	2-0	3/3/02 (4-2)	3/3/02 (W, 4-2)	W2
Auburn	3-16	3/13/07 (7-3)	3/9/08 (L, 5-6)	L5
Bethany	1-0	1972 (2-0)	1972 (W, 2-0)	W1
Binghamton	7-3	2/27/11 (9-2)	2/27/11 (W, 9-2)	W2
Birmingham-Southern	1-8	4/22/06 (13-1)	4/24/06 (L, 3-7)	L2
Bluefield	3-0	4/17/96 (6-5)	4/17/96 (W, 6-5)	W3
Bridgewater	3-5	4/28/82 (12-7)	3/11/93 (L, 3-5)	L5
Brown	10-7	3/27/06 (7-6)	3/27/06 (W, 7-6)	W3
Bryant	0-1	-----	3/8/10 (L, 5-8)	L1
Bucknell	17-10	3/5/11 (7-3)	3/5/11 (W, 7-3)	W1
C.W. Post	0-1	-----	3/12/92 (L, 4-12)	L1
California (Pa.)	2-0	3/10/84 (8-0)	3/18/84 (W, 8-0)	W2
Camp Lejeune Marines	0-2	-----	1951 (L, 1-1)	L2
Campbell	0-1	-----	3/14/96 (L, 3-6)	L1
Castleton State	2-0	1965 (4-0)	1965 (W, 4-0)	W1
Central Connecticut State	1-0	3/2/08 (7-2)	3/2/08 (W, 7-2)	W1
Central Michigan	0-2	-----	3/15/85 (L, 10-15)	L2
College of Charleston	6-10	5/12/03 (5-3)	5/12/03 (W, 5-3)	W2
Charleston Southern	16-8	4/17/11 (9-1)	4/17/11 (W, 9-1)	W4
Cherry Point Marines	0-1	-----	1951 (L, 3-9)	L1
The Citadel	25-75	3/17/10 (12-1)	3/17/10 (W, 12-1)	W3
Clarkson	1-0	3/29/89 (9-3)	3/29/89 (W, 9-3)	W1
Coastal Carolina	4-24	4/27/08 (4-3)	5/11/11 (L, 0-5)	L13
Colby	2-0	1965 (6-2)	1965 (W, 6-2)	W2
Colgate	1-0	1961 (6-4)	1961 (W, 6-4)	W1
Columbus State	0-3	-----	3/13/90 (L, 4-9)	L3
Connecticut	0-2	-----	3/13/76 (L, 1-6)	L2
Coppin State	17-1	4/23/08 (13-4)	4/23/08 (W, 13-4)	W1
Cornell	1-2	3/27/57 (5-3)	3/28/57 (L, 1-9)	L1
Davidson	38-43	3/9/03 (9-7)	3/9/03 (W, 9-7)	W3
Davis & Elkins	1-3	3/11/94 (4-0)	3/11/94 (W, 4-0)	W1
Duke	2-6	2/14/94 (2-1)	3/1/98 (L, 2-14)	L2
East Carolina	1-23	1969 (8-6)	4/16/81 (L, 3-6)	L17
East Tennessee State	39-44	3/15/03 (3-1)	3/16/03 (L, 0-7)	L1
Elizabethtown	0-1	-----	3/9/96 (L, 0-1)	L1
Elon	0-1	-----	3/11/03 (L, 4-5)	L1
Emory & Henry	1-0	1968 (9-2)	1968 (W, 9-2)	W1
Fairfield	1-0	3/7/05 (20-2)	3/7/05 (W, 20-2)	W1
Ferrum	1-2	3/18/86 (8-5)	4/20/89 (L, 0-9)	L2
Flagler	0-2	-----	3/13/82 (L, 1-2)	L2
Florida	2-1	2/10/07 (7-4)	2/11/07 (L, 0-7)	L1
Florida State	0-17	-----	2/20/11 (L, 0-15)	L17
Florida Tech	0-6-1	-----	3/13/87 (L, 6-7)	L3
Furman	25-56	5/23/03 (2-1)	5/23/03 (W, 2-1)	W3
Gardner-Webb	6-4	4/11/11 (11-8)	4/3/11 (L, 10-14)	L2
George Mason	3-9	3/3/90 (10-2)	2/26/02 (L, 4-10)	L6
George Washington	16-25	3/17/98 (9-3)	3/18/98 (L, 4-8)	L1
Georgetown	3-0	5/17/05 (16-7)	5/17/05 (W, 16-7)	W3
Georgia	0-2	-----	1964 (L, 5-11)	L2
Georgia Southern	8-33	3/5/00 (7-5)	5/21/03 (L, 4-6)	L10
Hampden-Sydney	2-6	1956 (16-13)	1959 (L, 4-14)	L3
Hartford	4-2	3/12/06 (7-4)	3/12/06 (W, 7-4)	W1
High Point	15-8	5/21/11 (17-12)	5/21/11 (W, 17-12)	W2
Hofstra	1-2	2/12/05 (9-8)	2/13/05 (L, 4-21)	L2
Holy Cross	1-1	3/5/92 (21-0)	3/5/92 (21-0)	W1
Howard	9-1	2/24/02 (17-0)	2/24/02 (W, 17-0)	W5
Ithaca	0-1	-----	1953 (L, 5-6)	L1
IUPUI	1-1	3/20/99 (14-3)	3/20/99 (W, 14-3)	W1
Jacksonville	0-1	-----	3/10/82 (L, 2-9)	L1
James Madison	9-44	4/26/11 (10-4)	4/26/11 (W, 10-4)	W3
Juniata	2-0	3/10/95 (15-1)	3/10/95 (W, 15-1)	W2
La Salle	4-0	3/14/10 (11-1)	3/14/10 (W, 11-1)	W4
Lafayette	13-4	2/28/10 (7-6)	2/28/10 (W, 7-6)	W3
Lehigh	0-1	-----	3/15/84 (L, 5-13)	L1
LeMoyne	1-0	3/27/97 (16-10)	3/27/97 (W, 16-10)	W1
Liberty	11-34	4/23/11 (3-1)	4/23/11 (W, 3-1)	W1
Lock Haven	4-1	3/25/86 (6-4)	3/25/86 (W, 6-4)	W4
Long Island	1-3	1953 (8-7)	1971 (L, 5-70)	L2
Longwood	10-6	5/11/11 (12-5)	5/11/11 (W, 12-5)	W3
Lynchburg	10-7	4/20/87 (25-9)	4/20/88 (L, 3-11)	L1
Maine	0-3	-----	3/10/88 (L, 1-6)	L3
Marietta	3-0	1965 (6-5)	1965 (W, 6-5)	W1
Marist	1-0	3/18/03 (8-4)	3/18/03 (W, 8-4)	W1
Marshall	33-45	4/25/00 (4-3)	3/16/08 (L, 2-7)	L4
Mary Washington	3-1	2/29/92 (11-6)	3/31/93 (L, 1-5)	L1

Opponent	Record	Last Win	Last Meeting	Streak
Maryland	1-5	3/2/10 (7-6)	3/2/10 (W, 7-6)	W1
Maryland-Baltimore County	1-0	3/26/98 (15-5)	3/26/98 (W, 15-5)	W1
Maryland-Eastern Shore	9-0	3/7/10 (8-4)	3/7/10 (W, 8-4)	W9
Massachusetts	0-1	-----	3/17/80 (L, 1-15)	L1
Massachusetts-Dartmouth	1-2	3/21/76 (3-2)	3/21/76 (W, 3-2)	W1
Mercer	3-3-1	2/12/06 (5-4)	2/12/06 (W, 5-4)	W1
Mercyhurst	1-0	3/30/83 (11-5)	3/30/83 (W, 11-5)	W1
Michigan	0-1	-----	1951 (L, 3-22)	L1
Michigan State	0-1	-----	1956 (L, 3-6)	L1
Mount St. Mary's	5-0	3/7/99 (6-3)	3/7/99 (W, 6-3)	W5
Navy	2-1	3/6/05 (18-5)	3/16/05 (W, 18-5)	W2
New Mexico State	2-0	3/12/11 (7-2)	3/12/11 (7-2)	W2
Niagara	2-1	2/24/07 (8-4)	2/24/07 (W, 8-4)	W1
Norfolk State	14-0	4/22/09 (6-5)	4/22/09 (W, 6-5)	W14
North Carolina	0-3	-----	2/22/09 (L, 3-11)	L3
North Carolina A&T	4-1	5/13/06 (5-0)	5/13/06 (W, 5-0)	W2
North Carolina State	0-3	-----	3/12/03 (L, 4-9)	L3
North Carolina Wesleyan	1-1	3/22/78 (17-13)	4/15/81 (L, 1-16)	L1
Oglethorpe	1-0	1963 (4-1)	1963 (W, 4-1)	W1
Ohio	0-1	-----	3/24/98 (L, 1-5)	L1
Old Dominion	10-32	2/24/09 (4-3)	4/21/09 (L, 2-6)	L1
Oneonta State	4-1	4/5/90 (7-5)	4/5/90 (W, 7-5)	W4
Oregon State	0-2	-----	3/13/11 (L, 1-5)	L2
Pittsburgh	1-1	4/13/57 (11-9)	4/13/57 (W, 11-9)	W1
Presbyterian College	9-4	3/27/11 (8-4)	3/27/11 (L, 4-5)	L1
Princeton	0-2	-----	1965 (3-6)	L2
Quantico Marines	1-2	1958 (8-4)	1958 (W, 8-4)	W1
Radford	19-22-1	4/8/11 (10-7)	5/24/11 (L, 1-3)	L3
Randolph-Macon	0-1	-----	5/10/57 (3-7)	L1
Rhode Island	1-0	1964 (3-2)	1964 (W, 3-2)	W1
Richmond	24-75-1	4/1/08 (9-5)	3/11/11 (T, 6-6)	T1
Richmond Prof. Institute	4-1	1955 (7-2)	1957 (L, 6-5)	L1
Rider	6-1	3/8/09 (12-11)	3/8/09 (W, 12-11)	W1
Roanoke	1-1	1951 (6-1)	1951 (W, 6-1)	W1
Rollins	4-7	3/12/88 (5-1)	3/12/88 (W, 5-1)	W2
Sacred Heart	1-0	3/12/86 (9-2)	3/12/86 (W, 9-2)	W1
St. Andrews	3-0	1965 (3-2)	1965 (W, 3-2)	W3
St. Francis (N.Y.)	1-0	1971 (7-5)	1971 (W, 7-5)	W1
Saint Rose	1-0	3/7/96 (12-4)	3/7/96 (W, 12-4)	W1
Salem	2-0	1955 (6-3)	1955 (W, 6-3)	W2
Samford	1-6	2/9/03 (4-3)	2/9/03 (W, 4-3)	W1
Savannah State	3-0	4/1/07 (14-0)	4/1/07 (W, 14-0)	W3
Shenandoah	4-0	2/24/93 (11-1)	2/24/93 (W, 11-1)	W4
South Carolina	0-5	-----	3/4/98 (L, 5-8)	L5
Southern Connecticut St.	0-2	-----	1972 (L, 6-15)	L2
Stetson	1-2	2/15/04 (19-13)	2/15/04 (L, 7-8)	L1
Tennessee	0-1	-----	2/12/95 (L, 4-11)	L1
Tennessee-Chattanooga	0-8	-----	4/4/82 (L, 4-5)	L8
Troy	2-4	2/8/97 (4-3)	2/15/98 (L, 6-18)	L4
Tulane	0-2	-----	3/14/85 (L, 3-9)	L2
UNC Asheville	16-9	5/15/11 (10-2)	5/15/11 (W, 10-2)	W6
UNC Greensboro	7-18	4/6/03 (7-5)	5/24/03 (L, 1-10)	L1
Utica	1-0	3/19/89 (7-6)	3/19/89 (W, 7-6)	W1
Vanderbilt	0-3	-----	2/19/05 (L, 2-5)	L3
Villanova	1-0	3/10/88 (16-4)	3/10/88 (W, 16-4)	W1
Virginia	16-52	4/14/10 (12-3)	2/23/11 (L, 3-4)	L1
Virginia Commonwealth	4-29	4/24/07 (3-1)	4/19/11 (L, 2-4)	L6
Virginia Tech	15-71	4/30/08 (8-7)	4/6/11 (L, 2-11)	L5
Virginia Wesleyan	1-1	3/11/92 (13-4)	3/14/94 (L, 4-14)	L1
Wake Forest	0-7	-----	3/17/94 (L, 8-9)	L7
Washington (Md.)	1-0	4/3/54 (25-5)	4/3/54 (W, 25-5)	W1
Washington & Lee	24-4	4/25/95 (6-1)	4/25/95 (W, 6-1)	W12
West Chester	3-2	3/25/95 (9-3)	3/25/95 (W, 9-3)	W1
West Georgia	1-2	1963 (4-3)	3/14/90 (2-13)	L2
West Virginia	6-23	1960 (6-3)	1968 (L, 2-3)	L13
West Virginia Tech	1-0	1955 (14-13)	1955 (W, 14-13)	W1
Western Carolina	15-55	5/5/02 (7-4)	4/20/03 (L, 9-14)	L3
William & Mary	46-61	4/13/11 (5-1)	4/13/11 (W, 5-1)	W2
Winthrop	8-20	3/20/11 (10-2)	3/20/11 (W, 10-2)	W1
Wofford	8-9	4/27/03 (10-0)	4/27/03 (W, 10-0)	W1
Yale	0-2	-----	3/12/83 (L, 9-10)	L2
Youngstown State	1-4	3/18/96 (7-6)	2/28/09 (L4-9)	L2

Series vs. Opponents includes all results from 1951-2010.

Keydets' Most Common Opponent: William & Mary, 107 meetings
Most Keydet Wins vs. Opponent: 46, William & Mary
Most Keydet Losses vs. Opponent: 75, The Citadel & Richmond
Longest Current Win Streak vs. Opponent: 14, Norfolk State
Longest Current Losing Streak vs. Opponent: 17, East Carolina/Florida State
Longest Current Annual Meeting: Radford (13-17) and Virginia Tech (2-12), 11 seasons

Series Versus 2011 Opponents

Campbell (0-1)

3/14/95 Buies Creek, N.C. L, 3-6

Charleston Southern (16-8)

4/30/04 Lexington, Va. L, 1-4
 5/1/04 Lexington, Va. L, 6-7
 5/2/04 Lexington, Va. L, 6-7
 4/15/05 N. Charleston, S.C. W, 4-1
 4/16/05 N. Charleston, S.C. W, 7-2
 4/16/05 N. Charleston, S.C. L, 0-2
 3/17/06 Lexington, Va. W, 16-1
 3/18/06 Lexington, Va. L, 2-3 (10)
 3/19/06 Lexington, Va. W, 10-7
 3/17/07 N. Charleston, S.C. W, 7-2
 3/17/07 N. Charleston, S.C. W, 6-4
 3/18/07 N. Charleston, S.C. W, 10-7
 5/16/08 Lexington, Va. W, 14-3
 5/17/08 Lexington, Va. W, 10-2
 5/18/08 Lexington, Va. W, 9-7
 3/27/09 N. Charleston, S.C. L, 5-9 (10)
 3/29/09 N. Charleston, S.C. W, 11-5
 3/29/09 N. Charleston, S.C. L, 2-7
 3/26/10 Lexington, Va. W, 13-3
 3/27/10 Lexington, Va. L, 0-1
 3/27/10 Lexington, Va. W, 7-2
 4/15/11 N. Charleston, S.C. W, 11-0
 4/16/11 N. Charleston, S.C. W, 15-12
 4/17/11 N. Charleston, S.C. W, 9-1

Coastal Carolina (4-24)

4/9/04 Lexington, Va. L, 5-8
 4/10/04 Lexington, Va. L, 7-9
 4/10/04 Lexington, Va. W, 4-3
 3/25/05 Conway, S.C. L, 3-4
 3/26/05 Conway, S.C. W, 3-2
 3/26/05 Conway, S.C. L, 1-3
 5/6/06 Lexington, Va. W, 8-2
 5/8/06 Lexington, Va. L, 4-6 (10)
 5/8/06 Lexington, Va. L, 0-2
 4/20/07 Conway, S.C. L, 5-7
 4/21/07 Conway, S.C. L, 1-4
 4/22/07 Conway, S.C. L, 3-12
 5/24/07 Rock Hill, S.C.% L, 2-4
 4/25/08 Lexington, Va. L, 2-5
 4/26/08 Lexington, Va. W, 4-3
 4/26/08 Lexington, Va. L, 1-12
 5/22/08 Danville, Va.% L, 1-3
 5/9/09 Conway, S.C. L, 7-20
 5/10/09 Conway, S.C. L, 0-8
 5/10/09 Conway, S.C. L, 2-4
 5/20/09 Asheville, N.C.% L, 4-9
 4/23/10 Lexington, Va. L, 0-7
 4/24/10 Lexington, Va. L, 2-3
 4/25/10 Lexington, Va. L, 2-6
 5/26/10 Rock Hill, S.c.% L, 2-11
 4/29/11 Conway, S.C. L, 2-8
 4/30/11 Conway, S.C. L, 2-4
 5/1/11 Conway, S.C. L, 0-5

East Carolina (1-23)

4/25/66 Lexington, Va. L, 0-7
 4/25/66 Lexington, Va. L, 0-5
 4/15/67 Greenville, N.C. L, 0-13
 4/15/67 Greenville, N.C. L, 0-6
 4/27/69 Lexington, Va. W, 8-6
 4/27/69 Lexington, Va. L, 2-5
 4/19/70 Greenville, N.C. L, 0-7
 4/4/71 Lexington, Va. L, 2-8
 4/4/71 Lexington, Va. L, 1-8
 4/21/72 Greenville, N.C. L, 0-14
 4/21/72 Greenville, N.C. L, 0-5
 4/23/72 Lexington, Va. L, 2-3
 1973 Unknown L, 4-5
 1973 Unknown L, 7-11
 4/27/74 Lexington, Va. L, 1-7
 4/27/74 Lexington, Va. L, 2-8
 3/29/75 Greenville, N.C. L, 0-3
 3/29/75 Greenville, N.C. L, 3-13
 4/24/76 Lexington, Va. L, 1-11
 4/24/76 Lexington, Va. L, 0-11
 3/26/77 Greenville, N.C. L, 0-8
 3/26/77 Greenville, N.C. L, 0-3
 4/16/81 Greenville, N.C. L, 3-14
 4/16/81 Greenville, N.C. L, 3-6

Gardner-Webb (6-4)

4/10/09 Lexington, Va. W, 21-3
 4/11/09 Lexington, Va. L, 5-8
 4/11/09 Lexington, Va. L, 4-15
 5/19/09 Asheville, N.C.% W, 13-4
 4/9/10 Spartanburg, S.C. W, 7-5
 4/10/10 Spartanburg, S.C. W, 13-6
 4/11/10 Spartanburg, S.C. W, 16-10
 4/11/11 Lexington, Va. W, 11-8
 4/2/11 Lexington, Va. L, 7-10
 4/3/11 Lexington, Va. L, 10-14

Hartford (4-2)

2/20/96 Lexington, Va. W, 6-2
 2/20/96 Lexington, Va. W, 3-2
 3/20/97 Lexington, Va. L, 9-16
 3/11/06 Lexington, Va. W, 6-5
 3/11/06 Lexington, Va. L, 6-7
 3/12/06 Lexington, Va. W, 7-4

High Point (15-8)

5/8/04 High Point, N.C. L, 4-14
 5/9/04 High Point, N.C. L, 2-11
 5/10/04 High Point, N.C. W, 10-2
 5/13/05 Lexington, Va. W, 10-7
 5/14/05 Lexington, Va. W, 9-2
 5/15/05 Lexington, Va. W, 5-4
 4/7/06 High Point, N.C. L, 1-5
 4/8/06 High Point, N.C. L, 5-6
 4/9/06 High Point, N.C. W, 9-2
 4/6/07 Lexington, Va. W, 6-3
 4/7/07 Lexington, Va. W, 7-6
 4/7/07 Lexington, Va. L, 3-11
 3/21/08 High Point, N.C. W, 5-4
 3/22/08 High Point, N.C. W, 5-3
 3/22/08 High Point, N.C. W, 3-0
 5/14/09 Lexington, Va. W, 13-2
 5/15/09 Lexington, Va. L, 2-3
 3/19/10 High Point, N.C. W, 5-4
 3/20/10 High Point, N.C. W, 5-2
 3/21/10 High Point, N.C. L, 14-15
 5/19/11 Lexington, Va. L, 5-6
 5/20/11 Lexington, Va. W, 4-0
 5/21/11 Lexington, Va. W, 17-12

James Madison (9-44)

3/25/72 Harrisonburg, Va. W, 2-1
 3/24/73 Lexington, Va. L, 0-3
 3/24/73 Lexington, Va. W, 9-4
 3/26/74 Harrisonburg, Va. L, 0-5
 3/26/74 Harrisonburg, Va. L, 3-5
 4/30/75 Lexington, Va. L, 1-4
 4/1/76 Unknown W, 9-7
 4/1/76 Unknown L, 0-15
 4/21/77 Lexington, Va. L, 3-22
 4/4/78 Lexington, Va. L, 0-23
 Harrisonburg, Va. L, 0-23
 Lexington, Va. L, 3-11
 4/2/79 Harrisonburg, Va. L, 3-14
 3/19/80 Harrisonburg, Va. L, 0-6
 4/25/80 Lexington, Va. L, 4-21
 3/17/81 Harrisonburg, Va. L, 2-30
 4/24/81 Lexington, Va. L, 2-10
 3/19/82 Harrisonburg, Va. L, 1-7
 4/5/82 Lexington, Va. L, 7-12
 4/6/83 Lexington, Va. L, 4-6
 4/21/83 Harrisonburg, Va. L, 2-12
 3/23/84 Harrisonburg, Va. L, 2-12
 4/6/84 Lexington, Va. W, 4-1
 3/20/85 Harrisonburg, Va. L, 4-9
 4/3/85 Lexington, Va. L, 5-6
 3/19/86 Lexington, Va. L, 6-13
 3/26/86 Harrisonburg, Va. L, 6-7
 3/18/87 Harrisonburg, Va. L, 2-5
 4/22/87 Harrisonburg, Va. L, 4-11
 3/16/88 Harrisonburg, Va. L, 3-23
 3/22/88 Harrisonburg, Va. L, 0-18
 3/30/89 Harrisonburg, Va. L, 6-10
 4/6/89 Lexington, Va. W, 8-7
 3/21/90 Harrisonburg, Va. L, 1-10
 4/11/90 Lexington, Va. L, 1-10
 3/19/91 Harrisonburg, Va. L, 0-22
 4/9/91 Lexington, Va. L, 2-19
 3/17/92 Lexington, Va. L, 5-8
 4/9/92 Harrisonburg, Va. L, 6-10
 4/1/93 Harrisonburg, Va. L, 2-4 (7)
 3/23/94 Harrisonburg, Va. L, 2-17

4/12/94 Staunton, Va. L, 7-13
 3/21/95 Lexington, Va. L, 5-7
 4/6/95 Harrisonburg, Va. L, 2-9
 5/17/06 Harrisonburg, Va. L, 1-2
 3/26/08 Harrisonburg, Va. L, 4-8
 4/15/08 Lexington, Va. W, 6-4
 4/14/09 Harrisonburg, Va. L, 2-20
 4/29/09 Lexington, Va. L, 5-8
 3/24/10 Harrisonburg, Va. L, 13-17
 4/7/10 Lexington, Va. W, 3-2
 3/8/11 Harrisonburg, Va. W, 8-2
 4/26/11 Lexington, Va. W, 10-4

Lafayette (13-4)

3/17/01 Lexington, Va. W, 7-3
 3/17/01 Lexington, Va. W, 3-2
 3/18/01 Lexington, Va. W, 11-5 (7)
 3/16/02 Lexington, Va. L, 2-3
 3/16/02 Lexington, Va. L, 2-9
 2/28/04 Lexington, Va. W, 4-3
 2/28/04 Lexington, Va. W, 7-6
 2/29/04 Lexington, Va. W, 9-5
 2/25/06 Lexington, Va. W, 7-6
 2/25/06 Lexington, Va. W, 5-4
 2/26/06 Lexington, Va. W, 8-7
 2/23/08 Lexington, Va. W, 7-1
 2/23/08 Lexington, Va. L, 5-7
 2/24/08 Lexington, Va. L, 9-11
 2/27/10 Lexington, Va. W, 16-8
 2/27/10 Lexington, Va. W, 14-2
 2/28/10 Lexington, Va. W, 7-6

Longwood (10-6)

4/22/79 Lexington, Va. W, 6-1
 4/22/79 Lexington, Va. L, 4-7
 4/30/80 Farmville, Va. W, 9-7
 4/30/80 Farmville, Va. L, 4-10
 4/9/81 Lexington, Va. L, 4-15
 4/8/87 Lexington, Va. (W&L) L, 7-8
 4/14/88 Lexington, Va. W, 11-8
 4/8/05 Lexington, Va. W, 11-4
 4/9/05 Lexington, Va. W, 9-1
 4/10/05 Lexington, Va. W, 9-8
 3/8/06 Lexington, Va. W, 10-3
 5/14/08 Lexington, Va. L, 4-6
 4/15/09 Lexington, Va. L, 8-11
 4/6/10 Lexington, Va. W, 14-1
 3/22/11 Farmville, Va. W, 5-4
 5/11/11 Lexington, Va. W, 12-5

Old Dominion (10-32)

1963 Unknown L, 1-6
 4/15/64 Lexington, Va. L, 1-4
 5/6/66 Lexington, Va. W, 6-5 (13)
 5/2/67 Lexington, Va. L, 5-7
 4/19/68 Lexington, Va. W, 10-9
 4/19/68 Lexington, Va. W, 6-4
 1969 Lexington, Va. L, 1-2
 1970 Unknown L, 0-1
 1970 Unknown W, 2-1
 4/30/71 Lexington, Va. L, 3-9
 4/30/71 Lexington, Va. W, 3-1
 4/17/76 Unknown L, 2-4
 4/18/77 Lexington, Va. W, 7-6
 3/24/78 Norfolk, Va. L, 0-7
 3/24/78 Norfolk, Va. L, 2-10
 4/14/78 Lexington, Va. L, 9-13
 4/10/79 Lexington, Va. W, 5-4
 4/10/79 Lexington, Va. L, 1-10
 4/16/80 Norfolk, Va. L, 3-15
 5/1/81 Lexington, Va. L, 4-27
 5/1/81 Lexington, Va. L, 0-18
 4/10/82 Lexington, Va. L, 5-6
 4/10/82 Lexington, Va. L, 5-13
 4/18/84 Norfolk, Va. L, 2-13
 5/2/86 Norfolk, Va. L, 7-15
 3/14/89 Norfolk, Va. L, 4-9
 3/10/92 Norfolk, Va. L, 3-12 (9)
 3/10/92 Norfolk, Va. L, 0-15
 4/7/93 Lexington, Va. L, 3-6
 3/15/94 Norfolk, Va. L, 5-17
 2/9/96 Charleston, S.C. L, 7-13
 3/11/97 Lexington, Va. L, 5-13
 3/12/97 Lexington, Va. L, 7-19
 3/13/02 Norfolk, Va. L, 7-8
 3/23/04 Norfolk, Va. L, 2-4
 5/11/05 Norfolk, Va. L, 2-9

3/21/07 Norfolk, Va. W, 3-1
 5/15/07 Lexington, Va. L, 4-5
 3/11/08 Norfolk, Va. L, 6-7
 4/2/08 Norfolk, Va. W, 7-3
 2/24/09 Lexington, Va. W, 4-3 (11)
 4/21/09 Norfolk, Va. L, 2-6 (10)

Presbyterian College (9-4)

1963 Clinton, S.C. L, 6-8
 1963 Clinton, S.C. W, 6-3
 4/2/64 Clinton, S.C. W, 4-0
 4/3/64 Clinton, S.C. W, 4-0
 4/3/64 Clinton, S.C. W, 19-4 (6)
 3/14/09 Clinton, S.C. W, 14-4
 3/15/09 Clinton, S.C. W, 12-10
 5/20/10 Lexington, Va. W, 10-7
 5/21/10 Lexington, Va. L, 7-23
 5/21/10 Lexington, Va. L, 0-6
 3/25/11 Clinton, S.C. W, 5-2
 3/27/11 Clinton, S.C. W, 8-4
 3/27/11 Clinton, S.C. L, 4-5

Richmond (24-75-1)

4/17/51 Lexington, Va. L, 1-13
 5/11/51 Richmond, Va. L, 3-5
 1952 Richmond, Va. L, 5-11
 1952 Lexington, Va. L, 4-5
 1953 Unknown W, 3-2
 1953 Unknown L, 2-4
 4/30/54 Unknown L, 5-8
 5/6/54 Unknown W, 11-9
 1955 Richmond, Va. L, 0-8
 1955 Lexington, Va. L, 14-16
 1956 Unknown L, 3-7
 1956 Unknown W, 8-1
 5/11/57 Lexington, Va. L, 1-2
 5/7/57 Richmond, Va. L, 1-21
 1958 Lexington, Va. L, 3-9
 1958 Richmond, Va. L, 1-10
 1959 Richmond, Va. L, 3-6
 1960 Lexington, Va. L, 2-15
 1960 Richmond, Va. L, 8-10
 1961 Unknown L, 0-5
 1961 Unknown L, 2-4
 1962 Lexington, Va. L, 4-5
 1962 Richmond, Va. L, 0-13
 1963 Unknown L, 3-4
 5/14/63 Unknown W, 4-2
 1964 Richmond, Va. W, 9-4
 5/13/64 Lexington, Va. L, 0-4
 1965 Richmond, Va. L, 6-9
 5/12/65 Lexington, Va. W, 3-2
 5/4/66 Richmond, Va. L, 2-3
 5/4/66 Richmond, Va. W, 2-1
 4/19/67 Richmond, Va. L, 3-7
 5/10/67 Lexington, Va. W, 6-2
 4/6/68 Richmond, Va. W, 5-4
 5/7/68 Lexington, Va. L, 1-4
 5/2/69 Unknown W, 2-0
 5/2/69 Unknown W, 2-0
 1970 Unknown W, 2-0
 1970 Unknown W, 2-1
 4/20/71 Lexington, Va. L, 0-6
 4/20/71 Lexington, Va. L, 5-7
 4/29/71 Richmond, Va. L, 0-6
 4/29/71 Richmond, Va. L, 3-9
 4/29/72 Richmond, Va. L, 4-7
 4/29/72 Richmond, Va. L, 3-4
 5/2/72 Lexington, Va. L, 5-13
 5/2/72 Lexington, Va. L, 3-7
 4/16/73 Richmond, Va. L, 6-7
 4/21/73 Lexington, Va. L, 2-14
 4/4/74 Richmond, Va. L, 0-2
 4/8/74 Richmond, Va. L, 4-5
 4/3/75 Richmond, Va. L, 2-5
 4/24/75 Lexington, Va. L, 2-7
 4/7/76 Lexington, Va. L, 4-17
 4/21/76 Richmond, Va. L, 3-9
 4/15/77 Richmond, Va. L, 5-6
 4/15/77 Richmond, Va. L, 1-2
 4/12/78 Lexington, Va. L, 0-8
 4/18/78 Richmond, Va. L, 5-13
 4/6/79 Richmond, Va. L, 3-5
 4/6/79 Richmond, Va. L, 1-2
 3/16/80 Lexington, Va. L, 10-13
 3/25/81 Lexington, Va. L, 4-7
 3/25/81 Lexington, Va. L, 0-14

Series Versus 2011 Opponents

4/12/84	Richmond, Va.	W, 8-1
5/5/85	Lexington, Va.	L, 3-11
5/5/85	Lexington, Va.	W, 7-0
3/3/86	Richmond, Va.	L, 0-3
4/6/88	Lexington, Va.	W, 7-6
4/21/88	Richmond, Va.	L, 3-8
3/16/89	Richmond, Va.	W, 5-3
3/22/89	Lexington, Va.	L, 6-10
4/4/90	Richmond, Va.	L, 2-5
4/19/90	Lexington, Va.	L, 0-5
3/20/91	Richmond, Va.	L, 8-17
4/17/91	Lexington, Va.	L, 4-8
3/25/92	Lexington, Va.	L, 2-16
4/15/92	Richmond, Va.	L, 1-14
3/24/93	Richmond, Va.	L, 2-8
4/14/93	Lexington, Va.	L, 2-5
3/30/94	Richmond, Va.	L, 2-6
4/5/95	Richmond, Va.	L, 4-7
3/3/99	Richmond, Va.	L, 7-14 (6)
4/30/00	Lexington, Va.	L, 7-17
2/20/01	Richmond, Va.	L, 6-12
4/24/01	Lexington, Va.	L, 4-17
2/19/02	Richmond, Va.	L, 1-9
3/5/02	Lexington, Va.	L, 2-10
3/5/03	Richmond, Va.	L, 8-9
3/3/04	Richmond, Va.	L, 3-6
3/17/04	Lexington, Va.	W, 3-1
2/23/05	Richmond, Va.	W, 17-7
2/28/06	Richmond, Va.	W, 6-0
4/12/06	Lexington, Va.	W, 15-9
2/21/07	Richmond, Va.	W, 2-1
4/18/07	Lexington, Va.	W, 5-1
4/1/08	Lexington, Va.	W, 9-5
2/25/09	Richmond, Va.	L, 4-10
3/24/09	Lexington, Va.	L, 1-2 (11)
3/11/11	Richmond, Va.	T, 6-6

South Carolina (0-5)

2/10/95	Charleston, S.C.	L, 2-6
3/4/97	Columbia, S.C.	L, 6-16
3/5/97	Columbia, S.C.	L, 4-18
3/3/98	Columbia, S.C.	L, 11-14
3/4/98	Columbia, S.C.	L, 5-8

UNC Asheville (16-9)

4/16/04	Asheville, N.C.	L, 3-11
4/17/04	Asheville, N.C.	L, 5-6
4/18/04	Asheville, N.C.	W, 7-6
3/18/05	Lexington, Va.	W, 23-0
3/19/05	Lexington, Va.	W, 8-7
3/20/05	Lexington, Va.	L, 9-13
4/28/06	Asheville, N.C.	L, 0-9
4/29/06	Asheville, N.C.	L, 4-10
4/30/06	Asheville, N.C.	L, 5-6
4/27/07	Lexington, Va.	W, 5-4
4/28/07	Lexington, Va.	L, 4-15
4/29/07	Lexington, Va.	W, 5-3
4/11/08	Asheville, N.C.	L, 5-8
4/12/08	Asheville, N.C.	W, 7-4
4/13/08	Asheville, N.C.	W, 10-3
3/20/09	Lexington, Va.	W, 6-1
3/21/09	Lexington, Va.	W, 13-2
3/22/09	Lexington, Va.	L, 4-9
4/2/10	Asheville, N.C.	W, 7-5
4/3/10	Asheville, N.C.	W, 7-2
4/3/10	Asheville, N.C.	W, 2-1
5/25/10	Rock Hill, S.C.%	W, 7-4
5/13/11	Lexington, Va.	W, 9-7
5/14/11	Lexington, Va.	W, 15-1
5/15/11	Lexington, Va.	W, 10-2

Virginia (16-52)

4/18/51	Charlottesville, Va.	L, 2-12
5/18/51	Lexington, Va.	L, 2-7
1952	Charlottesville, Va.	L, 5-12
1952	Lexington, Va.	L, 2-9
1953	Unknown	L, 1-6
5/12/54	Unknown	L, 3-7
5/21/54	Unknown	W, 7-5
1955	Unknown	W, 6-5
1955	Unknown	L, 1-2
1956	Unknown	W, 8-5
1956	Unknown	L, 2-4
4/25/57	Unknown	L, 0-2
4/27/57	Unknown	L, 4-10
1958	Unknown	W, 13-5

1960	Unknown	W, 17-6
1961	Unknown	L, 3-8
1962	Unknown	W, 7-1
1963	Unknown	L, 1-12
4/29/65	Unknown	W, 3-2
5/17/66	Charlottesville, Va.	L, 6-12
4/12/67	Lexington, Va.	W, 2-0
4/7/69	Charlottesville, Va.	L, 1-6
1970	Unknown	L, 1-5
4/26/71	Charlottesville, Va.	L, 2-9
4/25/72	Lexington, Va.	L, 4-9
1973	Unknown	L, 1-11
4/11/74	Lexington, Va.	L, 4-6 (12)
4/7/75	Charlottesville, Va.	L, 1-11
4/8/76	Unknown	L, 6-8
3/31/77	Charlottesville, Va.	L, 1-16
3/31/78	Lexington, Va.	L, 1-6
1979	Charlottesville, Va.	W, 2-1 (10)
4/10/80	Lexington, Va.	L, 0-7
4/10/80	Lexington, Va.	L, 2-5
5/4/81	Charlottesville, Va.	L, 3-13
5/4/81	Charlottesville, Va.	L, 2-8
4/29/82	Lexington, Va.	W, 8-1
4/29/82	Lexington, Va.	L, 1-4
3/24/83	Charlottesville, Va.	L, 3-11
4/3/84	Lexington, Va.	L, 4-11
3/6/85	Lexington, Va.	L, 1-5
4/30/85	Charlottesville, Va.	L, 5-8
4/9/86	Lexington, Va.	L, 9-12
4/22/86	Madison, Va.	L, 0-17
3/24/87	Charlottesville, Va.	L, 0-8
4/5/88	Lexington, Va.	L, 5-11
4/26/88	Charlottesville, Va.	W, 5-3
3/28/89	Charlottesville, Va.	L, 13-14 (10)
4/17/89	Lexington, Va.	L, 8-14
3/6/90	Charlottesville, Va.	W, 5-4
3/7/91	Charlottesville, Va.	L, 5-16
2/22/92	Lexington, Va.	L, 5-14
4/13/92	Charlottesville, Va.	L, 1-12
2/23/93	Charlottesville, Va.	L, 3-6
4/14/94	Lexington, Va.	W, 12-3
2/28/95	Charlottesville, Va.	L, 1-5
4/13/95	Lexington, Va.	W, 6-4
4/22/96	Charlottesville, Va.	L, 4-9
3/25/97	Lexington, Va.	L, 3-13
2/25/98	Charlottesville, Va.	L, 7-13 (8)
3/30/05	Charlottesville, Va.	L, 1-2
4/18/06	Charlottesville, Va.	L, 0-5
2/27/07	Charlottesville, Va.	L, 3-5
4/3/07	Lexington, Va.	W, 5-2
5/13/08	Charlottesville, Va.	L, 5-6 (11)
3/11/09	Charlottesville, Va.	L, 3-10
4/14/10	Lexington, Va.	W, 12-3
2/23/11	Charlottesville, Va.	L, 3-4

VCU (4-29)

4/19/73	Richmond, Va.	W, 11-2
4/18/79	Richmond, Va.	L, 2-5
4/18/79	Richmond, Va.	L, 3-4
4/28/81	Lexington, Va.	L, 3-17
4/28/81	Lexington, Va.	L, 10-14
3/31/81	Richmond, Va.&	L, 8-9 (8)
3/31/81	Richmond, Va.&	L, 3-9
3/23/83	Lexington, Va.	L, 3-7
3/26/85	Lexington, Va.	W, 6-4
3/4/86	Richmond, Va.	L, 6-7
3/4/89	Richmond, Va.	L, 3-4 (10)
3/2/91	Lexington, Va.	L, 3-11
4/2/92	Lexington, Va.	L, 2-9
4/7/92	Richmond, Va.	L, 2-9
4/20/93	Lexington, Va.	L, 11-14
2/25/94	Lexington, Va.	L, 7-9
4/20/94	Richmond, Va.	L, 1-6
2/21/95	Richmond, Va.	L, 6-7
4/4/95	Lexington, Va.	L, 11-13
3/13/01	Richmond, Va.	L, 0-7
5/20/01	Lexington, Va.	L, 5-13
4/24/02	Richmond, Va.	L, 0-5
4/22/03	Richmond, Va.	L, 0-1
4/20/04	Richmond, Va.	L, 4-5
5/10/06	Richmond, Va.	L, 6-8
3/27/07	Lexington, Va.	W, 5-3
4/24/07	Richmond, Va.	W, 3-1
4/8/08	Lexington, Va.	L, 3-5
3/31/09	Richmond, Va.	L, 8-17
4/8/09	Lexington, Va.	L, 3-9

4/20/10	Lexington, Va.	L, 4-11
4/28/10	Richmond, Va.	L, 3-7
4/19/11	Richmond, Va.	L, 2-4

&-Played at Parker Field, Richmond

Virginia Tech (15-71)

4/25/51	Blacksburg, Va.	L, 0-9
5/16/51	Lexington, Va.	L, 1-16
1952	Lexington, Va.	L, 2-3
1952	Blacksburg, Va.	L, 1-2
1953	Unknown	W, 3-1
4/28/54	Unknown	L, 2-5
5/17/54	Unknown	W, 5-3
1955	Unknown	W, 9-8
1955	Unknown	L, 3-9
1956	Unknown	L, 2-3
1956	Unknown	L, 5-11
4/10/57	Unknown	W, 8-1
5/15/57	Unknown	L, 2-4
1959	Unknown	W, 3-2
1959	Unknown	L, 9-12
1960	Unknown	L, 0-8
1960	Unknown	L, 4-10
1961	Unknown	W, 3-2
1962	Unknown	W, 8-7
1962	Unknown	W, 4-0
1963	Unknown	L, 4-5
1963	Unknown	L, 3-4
4/21/64	Lexington, Va.	W, 4-2
5/11/64	Blacksburg, Va.	L, 6-8
4/20/65	Lexington, Va.	W, 2-1
5/5/65	Blacksburg, Va.	L, 2-6
4/20/66	Lexington, Va.	L, 0-4
5/10/66	Blacksburg, Va.	L, 5-6 (10)
5/4/67	Lexington, Va.	W, 5-4 (11)
5/18/67	Blacksburg, Va.	L, 0-4
5/10/68	Blacksburg, Va.	L, 2-14
5/16/68	Lexington, Va.	L, 2-4
4/11/69	Blacksburg, Va.	L, 3-6
4/25/69	Lexington, Va.	W, 8-6
1970	Unknown	L, 0-2
1970	Unknown	L, 0-3
4/11/71	Lexington, Va.	L, 2-13
4/3/72	Blacksburg, Va.	L, 0-4
5/7/72	Lexington, Va.	L, 0-2
1973	Lexington, Va.	L, 2-7
4/2/74	Blacksburg, Va.	L, 1
4/26/74	Lexington, Va.	L, 1-8
3/27/75	Blacksburg, Va.	L, 5-10
4/6/75	Lexington, Va.	L, 2-12
4/3/76	Unknown	L, 12-19
4/25/76	Unknown	L, 4-17
3/24/77	Covington, Va.	L, 7-12
4/12/77	Lexington, Va.	L, 4-8
5/5/78	Blacksburg, Va.	L, 0-4
5/5/78	Blacksburg, Va.	L, 1-12
4/7/79	Lexington, Va.	L, 0-9
4/26/80	Blacksburg, Va.	L, 2-8
4/8/81	Lexington, Va.	L, 0-14
4/22/81	Blacksburg, Va.	L, 1-13
4/7/82	Lexington, Va.	L, 6-11
4/7/82	Lexington, Va.	L, 4-12
5/2/83	Blacksburg, Va.	L, 9-10
5/2/83	Blacksburg, Va.	L, 4-5
5/1/84	Lexington, Va.	L, 4-6
5/1/84	Lexington, Va.	L, 4-13
4/17/85	Blacksburg, Va.	L, 3-13
5/3/85	Lexington, Va.	L, 3-16
4/30/86	Blacksburg, Va.	L, 4-27
5/4/86	Lexington, Va.	L, 6-9
4/30/87	Blacksburg, Va.	W, 13-12
4/11/89	Blacksburg, Va.	L, 8-20
3/7/90	Blacksburg, Va.	L, 2-9
4/16/91	Lexington, Va.	L, 3-12
4/23/91	Blacksburg, Va.	L, 1-16
3/2/92	Blacksburg, Va.	L, 5-16
4/22/93	Lexington, Va.	L, 0-6
4/18/95	Lexington, Va.	L, 1-5
4/4/01	Blacksburg, Va.	L, 3-7
5/1/02	Blacksburg, Va.	L, 5-7
4/15/03	Blacksburg, Va.	L, 4-6
4/28/04	Blacksburg, Va.	L, 0-8
4/27/05	Blacksburg, Va.	W, 6-2
4/5/06	Blacksburg, Va.	L, 8-9
4/4/07	Blacksburg, Va.	L, 6-13
5/9/07	Lexington, Va.	L, 0-9

William & Mary (46-61)

5/4/51	Lexington, Va.	L, 10-29
5/12/51	Williamsburg, Va.	L, 3-5
1952	Williamsburg, Va.	L, 1-3
1952	Lexington, Va.	W, 9-8
1953	Unknown	W, 8-6
5/1/54	Unknown	W, 25-3
5/5/54	Unknown	W, 19-2
1955	Unknown	L, 13-14
1955	Unknown	W, 9-8
1956	Unknown	L, 3-6
1956	Unknown	W, 4-2
5/2/57	Unknown	W, 3-1
5/8/57	Unknown	W, 7-0
1958	Unknown	W, 9-1
1958	Unknown	W, 11-0
1959	Unknown	W, 2-1
1959	Unknown	L, 2-4
1960	Unknown	W, 10-4
1960	Unknown	W, 6-3
1961	Unknown	W, 5-1
1962	Unknown	L, 5-7
1962	Unknown	L, 1-4
1963	Unknown	W, 6-3
1963	Unknown	W, 6-5
4/17/64	Lexington, Va.	W, 8-3
4/24/64	Williamsburg, Va.	W, 6-4
5/5/64	Williamsburg, Va.	W, 3-1
4/16/65	Lexington, Va.	W, 6-1
4/8/66	Lexington, Va.	L, 3-7
5/3/66	Williamsburg, Va.	L, 0-4
3/24/67	Williamsburg, Va.	L, 3-8
4/9/67	Lexington, Va.	W, 4-2
4/15/68	Lexington, Va.	L, 4-5
4/15/68	Lexington, Va.	L, 0-3
3/22/69	Williamsburg, Va.	L, 6-7
3/22/69	Williamsburg, Va.	L, 1-3
4/12/69	Lexington, Va.	W, 7-4
4/12/69	Lexington, Va.	L, 3-8
5/15/69	Colonial Heights, Va.*	W, 5-3 (13)
1970	Unknown	L, 0-2
1970	Unknown	L, 6-7
1970	Unknown	L, 1-4
1970	Unknown	W, 3-1
4/10/71	Lexington, Va.	L, 1-6
4/10/71	Lexington, Va.	W, 1-0
4/24/71	Williamsburg, Va.	L, 1-2
4/24/71	Williamsburg, Va.	L, 3-9
4/10/72	Williamsburg, Va.	L, 1-12
4/10/72	Williamsburg, Va.	L, 4-5
4/17/72	Lexington, Va.	W, 2-1
4/17/72	Lexington, Va.	L, 2-3
4/30/73	Lexington, Va.	L, 0-3
4/30/73	Lexington, Va.	L, 0-6
4/9/74	Lexington, Va.	W, 5-4
4/18/74	Lexington, Va.	W, 4-3
4/16/75	Williamsburg, Va.	W, 5-4
4/16/75	Williamsburg, Va.	L, 2-8
3/29/76	Unknown	L, 3-4
4/27/76	Unknown	L, 2-11
3/27/77	Williamsburg, Va.	L, 0-3
3/27/77	Williamsburg, Va.	L, 2-14
3/21/79	Lexington, Va.	W, 6-4
4/17/80	Williamsburg, Va.	W, 7-5
4/25/81	Lexington, Va.	L, 4-5
4/25/81	Lexington, Va.	L, 1-6
4/12/83	Lexington, Va.	W, 10-3
4/12/83	Lexington, Va.	L, 4-8
4/19/84	Williamsburg, Va.	L, 3-7
4/19/84	Williamsburg, Va.	L, 1-2
4/9/85	Lexington, Va.	W, 15-6
4/9/85	Lexington, Va.	L, 5-8 (10)
4/15/86	Lexington, Va.	W, 2-1 (10)
4/15/86	Lexington, Va.	L, 10-13
4/7/87	Williamsburg, Va.	L, 2-3
4/7/87	Williamsburg, Va.	W, 6-4
2/27/91	Williamsburg, Va.	L, 0-4
4/13/93	Lexington, Va.	W, 5-1
4/13/93	Lexington, Va.	L, 5-6 (11)

Series Versus 2011 Opponents/Drafted Keydets

3/16/94	Williamsburg, Va.	L, 3-4 (10)
3/7/95	Lexington, Va.	L, 2-4
3/16/95	Williamsburg, Va.	W, 8-7
3/27/96	Williamsburg, Va.	L, 9-10
3/27/96	Williamsburg, Va.	W, 2-1
4/3/96	Lexington, Va.	W, 8-4
4/3/96	Lexington, Va.	W, 8-3
4/3/97	Lexington, Va.	L, 5-17
4/15/97	Williamsburg, Va.	L, 5-6
3/25/98	Lexington, Va.	L, 6-14
4/13/99	Williamsburg, Va.	L, 3-9
4/20/99	Lexington, Va.	L, 5-12
4/11/00	Lexington, Va.	L, 12-14
4/28/00	Williamsburg, Va.	L, 3-5
4/28/00	Williamsburg, Va.	L, 2-9
4/18/01	Williamsburg, Va.	L, 1-12 (7)
4/17/02	Williamsburg, Va.	L, 1-9
3/26/03	Lexington, Va.	L, 2-13
4/21/04	Lexington, Va.	W, 6-5
5/19/04	Williamsburg, Va.	L, 8-13
4/5/05	Lexington, Va.	W, 8-6
4/20/05	Williamsburg, Va.	L, 6-12
3/28/07	Williamsburg, Va.	L, 3-4
3/12/08	Williamsburg, Va.	L, 3-12
3/25/08	Lexington, Va.	W, 9-8
3/4/09	Lexington, Va.	W, 7-4
4/28/09	Williamsburg, Va.	L, 9-10
2/22/11	Lexington, Va.	W, 4-1
4/13/11	Williamsburg, Va.	W, 5-1

Winthrop (8-18)

4/23/04	Lexington, Va.	L, 3-14
4/24/04	Lexington, Va.	W, 5-1
4/25/04	Lexington, Va.	L, 1-2
4/23/05	Rock Hill, S.C.	L, 0-3
4/23/05	Rock Hill, S.C.	L, 1-6
4/24/05	Rock Hill, S.C.	L, 2-5
5/25/05	Conway, S.C.%	L, 1-11
5/19/06	Lexington, Va.	L, 5-10
5/20/06	Lexington, Va.	W, 10-4
5/21/06	Lexington, Va.	W, 7-3
3/23/07	Rock Hill, S.C.	L, 2-4
3/24/07	Rock Hill, S.C.	L, 2-4
3/25/07	Rock Hill, S.C.	L, 5-9
3/28/08	Lexington, Va.	L, 3-11
3/29/08	Lexington, Va.	W, 5-4
3/30/08	Lexington, Va.	L, 0-4
5/21/08	Danville, Va.%	L, 2-7
4/24/09	Rock Hill, S.C.	L, 10-11
4/25/09	Rock Hill, S.C.	W, 6-5
4/26/09	Rock Hill, S.C.	W, 6-5
5/21/09	Asheville, N.C.%	L, 4-8
5/14/10	Lexington, Va.	L, 5-6
5/15/10	Lexington, Va.	L, 2-8
5/16/10	Lexington, Va.	W, 7-5
5/27/10	Rock Hill, S.C.%	L, 6-11
3/18/11	Rock Hill, S.C.	L, 1-2
3/19/11	Rock Hill, S.C.	L, 6-7 (10)
3/20/11	Rock Hill, S.C.	W, 10-2

Youngstown State (1-4)

3/16/96	Lexington, Va.	L, 3-10
3/18/96	Lexington, Va.	L, 7-12
3/18/96	Lexington, Va.	W, 7-6
2/27/09	Lexington, Va.	L, 6-7
2/28/09	Lexington, Va.	L, 4-9

Drafted Keydets

Player	Year	Round	Club
Rob Holmes	1980	47th	Minnesota Twins*
Andy Beasley	1989	17th	Oakland Athletics
Andy Beasley	1990	4th (112th overall)	St. Louis Cardinals
Mark Craft	1990	10th	Oakland A's
Jay Adams	1993	52nd	Cleveland Indians*
Marc Phillips	1994	32nd	Kansas City Royals
Ryan Glynn	1995	4th (94th overall)	Texas Rangers
David Groseclose	1995	22nd	Colorado Rockies
Nate Shepperson	1996	53rd	Pittsburgh Pirates
Jeremy Harper	2003	14th	Toronto Blue Jays
Andy Barden	2003	19th	Atlanta Braves
Phil Hendrix	2003	35th	Milwaukee Brewers
Duke Acors	2005	32nd	Pittsburgh Pirates
Kelly Sweppenhiser	2006	44th	Toronto Blue Jays
Tanner Biagini	2006	48th	Los Angeles Dodgers*
Chad Rice	2007	24th	Pittsburgh Pirates
Corey Bachman	2007	40th	Chicago Cubs
Michael Bowman	2008	9th	Milwaukee Brewers
Trey Barham	2008	25th	Oakland Athletics
Mike Roberts	2008	38th	Milwaukee Brewers
Travis Smink	2009	31st	Houston Astros
Tanner Biagini	2009	50th	Oakland Athletics
Jordan Ballard	2010	33rd	Colorado Rockies
Sam Roberts	2011	26th	Oakland A's

*-Drafted out of HS

Refer to VMIKeydets.com for information on current professional players.



The 1988 Keydet club finished with a 20-20 record, including an 11-7 mark in the Southern Conference on their way to the North Division title. Here they are posed with Hall of Famer Joe Dimaggio.

Postseason Results

SoCon Division Playoff

1969- Colonial Heights, Va.

VMI 5, William & Mary 3 (13 innings)

SoCon Championship Finals

1969- Fort Eustis, Va.

Furman 7, VMI 2

Furman 5, VMI 4

SoCon Tournament

1984- Cullowhee, N.C.

#1S Western Carolina 10, #2N VMI 7

#2S The Citadel 12, #2N VMI 7

1987- Asheville, N.C.

#1S Western Carolina 16, #2N VMI 4

#2N VMI 15, #2S Davidson 7

#2N VMI 10, #1N Appalachian State 9 (10)

#1S Western Carolina 9, #2N VMI 4

1988- Asheville, N.C.

#2S The Citadel 9, #1N VMI 8

#2N Appalachian State 11, #1N VMI 4

1989- Asheville, N.C.

#5 The Citadel 17, #4 VMI 11

#6 Furman 7, #4 VMI 5

1990- Charleston, S.C.

#5 Appalachian State 9, #4 VMI 2

#6 Furman 10, #4 VMI 9 (10)

1991- Charleston, S.C.

#2 Western Carolina 18, #7 VMI 2

#4 Furman 8, #7 VMI 3

1992- Charleston, S.C.

#1 Western Carolina 3, #8 VMI 2

#8 VMI 5, #2 Furman 3

#3 East Tennessee State 20, #8 VMI 3

1993- Charleston, S.C.

#8 VMI 8, #1 Georgia Southern 0

#8 VMI 15, #5 Davidson 5

#8 VMI 8, #2 Western Carolina 4

#2 Western Carolina 12, #8 VMI 5

#2 Western Carolina 5, #8 VMI 1

1994- Charleston, S.C.

#7 VMI 6, #2 Georgia Southern 4

#7 VMI 6, #3 Marshall 4

#5 The Citadel 4, #7 VMI 3

#1 Western Carolina 7, #7 VMI 1

1995- Charleston, S.C.

#2 Georgia Southern 4, #7 VMI 3

#7 VMI 13, #6 Appalachian State 4

#5 East Tennessee State 8, #7 VMI 4

1996- Charleston, S.C.

#7 VMI 7, #2 Western Carolina 3

#7 VMI 4, #6 East Tennessee State 2

#1 Georgia Southern 11, #7 VMI 2

#4 The Citadel 8, #7 VMI 5

1997- Charleston, S.C.

#1 Western Carolina 4, #8 VMI 3

#5 East Tennessee State 7, #8 VMI 3 (10)

1999- Charleston, S.C.

#2 College of Charleston 15, #7 VMI 4

#3 Western Carolina 8, #7 VMI 4

2003- Charleston, S.C.

#2 Georgia Southern 6, #7 VMI 4

#7 VMI 2, #3 The Citadel 1

#7 VMI 2, #5 Furman 1

#4 UNC Greensboro 10, #7 VMI 1

Big South Tournament

2005- Conway, S.C.

#2 Winthrop 11, #5 VMI 1

#6 Radford 8, #5 VMI 7

2007- Rock Hill, S.C.

#3 Liberty 4, #4 VMI 3

#1 Coastal Carolina 4, #4 VMI 2

2008- Danville, Va.

#4 Winthrop 7, #3 VMI 2

#1 Coastal Carolina 3, #3 VMI 1

2009- Asheville, N.C.

#8 VMI 13, #5 Gardner-Webb 4

#1 Coastal Carolina 9, #8 VMI 4

#2 Winthrop 8, #8 VMI 4

2010- Rock Hill, S.C.

#6 VMI 7, #7 UNC Asheville 4

#1 Coastal Carolina 11, #6 VMI 2

#5 Winthrop 11, #6 VMI 6

2011- Lexington, Va.

#6 Radford 3, #7 VMI 1

Conference Tournament

Miscellany

Record as a....

#3 Seed:	0-2
#4 Seed:	0-6
#5 Seed:	0-2
#6 Seed:	1-2
#7 Seed:	7-12
#8 Seed:	5-8

Southern Conference Divisional Seeding:

#1 North Seed:	0-2
#2 North Seed:	2-4

Record Against....

Appalachian State	2-2
College of Charleston	0-1
The Citadel	1-5
Coastal Carolina	0-4
Davidson	2-0
East Tennessee State	1-3
Furman	2-3
Gardner-Webb	1-0
Georgia Southern	2-3
Liberty	0-1
Marshall	1-0
Radford	0-2
UNC Asheville	1-0
UNC Greensboro	0-1
Western Carolina	2-10
Winthrop	0-4

Record When Playing At....

Asheville, N.C.	3-8
Charleston, S.C.	11-20
Conway, S.C.	0-2
Cullowhee, N.C.	0-2
Danville, Va.	0-2
Rock Hill, S.C.	1-4
Lexington, Va.	0-1

Most Coaching Wins

Chris Finwood	6-6
Scott Gines	3-8
Tom Slater	2-2
Donny White	2-4
Marlin Ikenberry	2-11
Paul Maini	0-8

Complete Games:

Richard Sparks, vs. Davidson, 4/25/87
Marc Phillips, vs. Furman, 4/24/92
John Payne, vs. Georgia South. (SHO), 4/29/93
John Payne, vs. Georgia Southern, 4/28/94
Jay Adams, vs. Appalachian State, 4/28/95
W.G. Smith, vs. Western Carolina, 4/25/96
Danny Hughes, vs. East Tennessee St., 4/27/96
Phil Hendrix, vs. The Citadel, 5/22/03
Jeremy Harper, vs. Furman, 5/23/03

Four-Hit Games:

5, Rob Holmes, vs. The Citadel, 4/28/84
5, Louie Napoleon, vs. Davidson, 4/30/93
5, Jordan Ballard, vs. Gardner-Webb, 5/19/09
4, Gary Sibayan, vs. Davidson, 4/25/87
4, Marshall Simpson, vs. Furman, 4/27/90
4, David Groseclose, vs. Davidson, 4/30/93



The eighth-seeded 1993 squad posted the most wins in a single tournament by upsetting top-seeded Georgia Southern, second-seeded Western Carolina and fifth-seeded Davidson on their way to the Championship Finals.

Postseason Single-Game Records

<i>Individual</i>	<i>Team</i>
<p>Hitting Hits- 5, Rob Holmes, vs. The Citadel, 4/28/84; Louie Napoleon, vs. Davidson, 4/30/93 & Jordan Ballard vs. Gardner-Webb, 5/19/09 Runs- 5, David Groseclose, vs. Davidson, 4/30/93 RBIs- 7, Ryan Glynn, vs. Appalachian State, 4/20/95 At Bats- 6, Several Times Walks- 3, Several Times Doubles- 2, Several Times Triples- 1, Several Times Home Runs- 2, John Parrott, vs. Davidson, 4/25/87; John Parrott, vs. The Citadel, 4/27/89; Bert Saunders, vs. Western Carolina, 4/28/84 Total Bases- 10, Rob Holmes, vs. The Citadel, 4/28/84 Stolen Bases- 3, David Groseclose, vs. Georgia Southern, 4/28/94</p> <p>Pitching Innings Pitched- 9.0, (Nine Times) Most Recent Jeremy Harper, vs. Furman, 5/23/03 Strikeouts- 9, Jay Adams, vs. Appalachian State, 4/28/95; W.G. Smith, vs. Western Carolina, 4/25/96; Phil Hendrix, vs. The Citadel, 5/22/03 Fewest Hits (Min. 9 IP)- 6, Marc Phillips, vs. Furman, 4/24/92; Jeremy Harper, vs. Furman, 5/23/03 Fewest Earned Runs (Min. 9 IP)- 0, John Payne, vs. Georgia Southern, 4/29/93 Fewest Runs (Min. 9 IP)- 0, John Payne, vs. Georgia Southern, 4/29/93</p>	<p>Hitting Hits- 21, vs. Gardner-Webb, 5/19/09 Runs- 15, vs. Davidson, 4/25/87 & vs. Davidson, 4/30/93 RBIs- 15, vs. Davidson, 4/25/87 At Bats- 46, vs. The Citadel, 4/28/84 & vs. The Citadel, 4/27/89 & vs. Davidson, 4/30/93 Walks- 10, vs. Appalachian State, 4/26/90 Doubles- 5, vs. UNC Asheville, 5/25/10 Triples- 1, (Several Times), Most Recent vs. Liberty, 5/23/07 Home Runs- 4, vs. Davidson, 4/25/87 Total Bases- 32, vs. Davidson, 4/25/87 Stolen Bases- 4, vs. Furman, 4/24/92 & vs. Davidson, 4/30/93</p> <p>Pitching Strikeouts- 9, (Six times) Most Recent vs. Coastal Carolina, 5/26/10 Fewest Hits- 5, vs. Georgia Southern, 5/21/03 Fewest Earned Runs- 0, vs. Georgia Southern, 4/29/93 Fewest Runs- 0, vs. Georgia Southern, 4/29/93 Fewest Walks- 0, vs. The Citadel, 4/29/88</p>

Single-Postseason Records

<i>Individual</i>	<i>Team</i>
<p>Hitting Hits- 10, David Groseclose, 5 games, 1993 (SoCon) Runs- 9, David Groseclose, 5 games, 1993 (SoCon) RBIs- 9, Ryan Glynn, 3 games, 1995, (SoCon) Walks- 5, Warren Williams, 5 games, 1993 (SoCon) Doubles- 3, Gary Sibayan, 4 games, 1987 (SoCon); Warren Williams, 2 games, 1991 (SoCon); Sam Roberts, 3 games, 2010 (Big South) Triples- 2, Franco Martin, 3 games, 1995 (SoCon) Home Runs- 3, John Parrott & Richard Stone, 4 games, 1987 (SoCon) Total Bases- 18, Richard Stone, 4 games, 1987 (SoCon) Stolen Bases- 5, David Groseclose, 4 games, 1994 (SoCon)</p> <p>Pitching Innings Pitched- 16.0, John Payne, 1993 (SoCon) Wins- 1, Several Times, Most Recent John Garrett, 2010 (Big South) Games Started- 2, Mike Doczi, 1991 (SoCon) & John Payne, 1993 (SoCon) Saves- 1, Marc Phillips, 1994 (SoCon) Relief Appearances- 3, Billy Goodrich, 1993 (SoCon) & Marc Phillips, 1994 (SoCon) Strikeouts- 9, Jay Adams, 1995 (SoCon) & W.G. Smith, 1996 (SoCon) & Phil Hendrix, 2003 (SoCon)</p>	<p>Hitting Hits- 54, 5 games, 1993 (SoCon) Runs- 37, 5 games, 1993 (SoCon) RBIs- 31, 5 games, 1993 (SoCon) Walks- 20, 5 games, 1993 (SoCon) Doubles- 10, 4 games, 1987 (SoCon) Triples- 2, 3 games, 1995 (SoCon) & 4 games, 2003 (SoCon) Home Runs- 9, 4 games, 1987 (SoCon) Total Bases- 87, 4 games, 1987 (SoCon) Stolen Bases- 8, 5 games, 1993 (SoCon)</p> <p>Pitching Wins- 3, 1993 (SoCon) Saves- 1, 1994 (SoCon) Strikeouts- 30, 4 games, 2003 (SoCon) Complete Games- 2, 1996 (SoCon) & 2003 (SoCon)</p>

Career-Postseason Records

<p>Hitting Hits- 25, David Groseclose, 1992-95 Runs- 19, David Groseclose, 1992-95 RBIs- 13, Ryan Glynn, 1993-95 Walks- 11, David Groseclose, 1992-95 Doubles- 6, Warren Williams, 1990-93 and Sam Roberts, 2008-11 Triples- 2, Franco Martin, 1994-97 Home Runs- 5, John Parrott, 1987, 1989 Total Bases- 29, David Groseclose, 1992-95 Stolen Bases- 9, David Groseclose, 1992-95 At Bats- 61, Louie Napoleon, 1993-96 Games Played- 16, Louie Napoleon, 1993-96</p>	<p>Pitching Innings Pitched- 32.1, John Payne, 1991-94 Wins- 2, John Payne, 1991-94 Games Started- 4, John Payne, 1991-94 Complete Games- 2, John Payne, 1991-94 Saves- 1, Marc Phillips, 1994 (SoCon) Appearances- 9, Billy Goodrich, 1992-95 Relief Appearances- 9, Billy Goodrich, 1992-95 Strikeouts- 16, Trey Barham, 2005-08</p>
---	---

Year-By-Year & Coaching Records

Year	Coach	Overall	Conference
1950	Frank Summers	4-14	2-7
1951	Frank Summers	1-20	0-12
1952	Vince Ragunas	1-13	1-8
1953	Chuck Noe	7-7	4-4
1954	Chuck Noe	12-6	6-4
1955	Chuck Noe	12-8	6-7
1956	Jack Null	12-10	7-7
1957	Jack Null	8-13	4-6
1958	Jack Null	4-12	2-8
1959	Weenie Miller	5-11	5-10
1960	Weenie Miller	6-8	5-8
1961	Weenie Miller	7-7	6-6
1962	Charlie McGinnis	8-7	7-7
1963	Charlie McGinnis	14-11	7-7
1964	Charlie McGinnis	11-12-1	5-9
1965	Charlie McGinnis	15-9	8-6
1966	Fred Kelly	10-13	6-10
1967	Fred Kelly	9-11	7-9
1968	Chuck Roys	7-8	3-5
1969	Chuck Roys	10-12	8-7
1970	Tom Sawyer	6-13	4-9
1971	Tom Sawyer	5-24	1-15
1972	Phil Tucker	6-19	3-13
1973	Phil Tucker	3-14	0-11
1974	Donny White	6-14	5-9
1975	Jerry Roane	2-18	1-13
1976	Jerry Roane	6-23	2-12
1977	Vern Beitzel	5-19	2-12
1978	Vern Beitzel	2-27	0-14
1979	Vern Beitzel	6-25	0-15
1980	Vern Beitzel	4-22	0-12
1981	Jim Rowsey	3-37	0-16
1982	Donny White	11-29	6-10
1983	Donny White	11-25	5-9
1984	Donny White	16-18	6-7
1985	Donny White	16-24	8-10
1986	Donny White	15-25	7-11
1987	Donny White	16-16-1	8-4
1988	Paul Maini	20-20	11-7
1989	Paul Maini	16-23	8-7
1990	Paul Maini	12-26	6-8
1991	Paul Maini	2-35-1	1-15
1992	Chris Finwood	11-39	4-15
1993	Chris Finwood	20-29	5-15
1994	Chris Finwood	21-29	10-13
1995	Scott Gines	19-28	10-14
1996	Scott Gines	17-29	7-16
1997	Scott Gines	13-35	6-13
1998	Scott Gines	14-35	7-17
1999	Scott Gines	22-27	13-16
2000	Scott Gines	19-30	11-19
2001	Tom Slater	15-32	8-19
2002	Tom Slater	10-41	1-27
2003	Tom Slater	25-27	16-14
2004	Marlin Ikenberry	23-32	4-20
2005	Marlin Ikenberry	27-28	11-13
2006	Marlin Ikenberry	30-25	9-15
2007	Marlin Ikenberry	34-21	10-11
2008	Marlin Ikenberry	29-26	14-7
2009	Marlin Ikenberry	18-35	10-15
2010	Marlin Ikenberry	33-22	13-14
2011	Marlin Ikenberry	27-24-1	14-13

Coaching Records

Coach (Years Coached)	Overall	Win %	Conf.	Win %
Frank Summers (50-51)	5-34	.128	2-19	.095
Vince Ragunas (52)	1-13	.071	1-8	.111
Chuck Noe (53-55)	31-21	.596	16-15	.516
Jack Null (56-58)	24-35	.407	13-21	.382
Weenie Miller (59-61)	18-26	.409	17-25	.405
Charlie McGinnis (62-65)	48-39-1	.551	26-28	.481
Fred Kelly (66-67)	19-24	.442	13-19	.406
Chuck Roys (68-69)	17-20	.459	11-12	.478
Tom Sawyer (70-71)	11-37	.229	5-24	.172
Phil Tucker (72-73)	9-33	.214	3-24	.111
Donny White (74,82-87)	91-151-1	.377	45-60	.429
Jerry Roane (75-76)	8-41	.163	3-25	.107
Vern Beitzel (77-80)	17-93	.155	2-53	.036
Jim Rowsey (81)	3-37	.075	0-16	.000
Paul Maini (88-91)	50-104-1	.326	26-37	.413
Chris Finwood (92-94)	52-97	.349	19-43	.306
Scott Gines (95-00)	104-184	.361	54-95	.362
Tom Slater (01-03)	50-100	.333	25-60	.294
Marlin Ikenberry (04-11)	221-213	.509	85-108	.440

VMI Coaching Leaderboard

By Wins		By Win Percentage		By Seasons	
1. Marlin Ikenberry	221	1. Charlie McGinnis	.551	1. Marlin Ikenberry	8
2. Scott Gines	104	2. Marlin Ikenberry	.509	2. Donny White	7
3. Donny White	91	3. Donny White	.377	3. Scott Gines	6
4. Chris Finwood	52	4. Scott Gines	.361	4. Charlie McGinnis	5
5. Charlie McGinnis	48	5. Chris Finwood	.349	5. Two Tied With	4



The top winning percentage among Keydet skippers was Charlie McGinnis (right), shown here with Gil Minor (center) and Tom Snyder (left) in 1963 at what is currently Brewbaker Field in Lexington.

Single-Game Records

Team Hitting

At bats	.64, at Liberty (4/19/08)
Runs	.28, at Coppin State (4/2/02)
Hits	.25, vs. Gardner-Webb (4/10/09)
RBIs	.24, at Coppin State (4/2/02) & vs. Mount St. Mary's (3/5/99)
Doubles	.9, vs. East Tennessee State (5/5/01)
Triples	.3, vs. Savannah State (3/31/07)
Home Runs	.7, vs. Gardner-Webb (4/10/09)
Walks	.13, at Troy State (2/15/98) & vs. Juniata (3/10/95)
Hit By Pitch	.9, at Liberty (4/1/06)
Strikeouts	.18, at Liberty (4/19/08)
Stolen Bases	.12, vs. Juniata (3/10/95)
Caught Stealing	.4, vs. La Salle (3/11/10)
Steal Attempts	.13, vs. Juniata (3/10/95)

Individual Hitting

At bats	.8, Four Times (Most Recent by Sam Roberts, Mike Roberts & Brian Sandridge at Liberty, 5/19/08)
Runs	.5, Several Times (Most Recent by A.J. Yoder, vs. Gardner-Webb, 4/10/09)
Hits	.6, Bobby Ross, 1950 & Warren Williams, 1992 & Sam Roberts vs. UMES, 5/9/08
RBIs	.7, Several (Most Recent by Robert Crumpler, vs. Fairfield, 3/7/05)
Doubles	.3, Five Times (Most Recent by Alex Haitzuka, vs. UNC Asheville, 5/14/11)
Triples	.2, Ed Pearson, at Davidson (4/15/98) & A.J. Yoder, vs. Savannah St. (3/31/07)
Home Runs	.3, Nate Shepperson, vs. App. St. (3/30/96) & Burt Saunders, vs. Virginia Tech (4/7/82)
Walks	.4, Several (Most Recent by Sam Roberts, at Charleston Southern, 4/17/11)
Hit By Pitch	.3, Robert Crumpler, at Liberty (4/1/06) & B.T. Good, vs. Hartford (3/11/06)
Strikeouts	.4, Several (Most Recent by Jacob Morley, vs. Winthrop, 5/14/10)
Sacrifice Hits	.3, Twice (Most Recent by Chase Worthington, at Radford, 4/8/11)
Stolen Bases	.5; Shane Geisslinger, vs. Richmond (4/12/06)
Steal Attempts	.5; Shane Geisslinger, vs. Richmond (4/12/06)

Team Pitching

Innings Pitched	.16.0, vs. Radford (4/7/08) & at Liberty (4/19/08)
Hits allowed	.27, vs. Akron (3/7/97)
Runs allowed	.25, vs. Furman (3/18/00) & at West. Carolina (3/28/98)
Earned runs allowed	.21, UNC Greensboro (3/25/00)
Walks allowed	.16, at Western Carolina (3/28/98)
Strikeouts	.16, Maryland Eastern Shore (3/5/10)
Home runs allowed	.7, at Troy State (2/15/98)
Wild pitches	.8, Georgia Southern (4/10/99) & Old Dominion (3/12/97)

Individual Pitching

Innings Pitched	.11.0, Percy Sensabaugh, vs. The Citadel, 1964
Aluminum Bat Era	.9.1, Chris Henderson, at Radford (4/18/09)
Hits allowed	.17, Danny Hughes, at Georgia Southern (3/2/96)
Runs allowed	.15, Josh Spradlin, vs. Bucknell (2/21/98)
Earned runs allowed	.14, Grayson Craun, at Auburn (4/8/97)
Walks allowed	.9, Matt Poulos, vs. Furman (3/19/00) & Billy Goodrich, Appalachian State (4/8/95)
Strikeouts	
Extra Innings	.21, Percy Sensabaugh, vs. The Citadel, 1964 (11 innings)
Nine Inning Game	.20, Percy Sensabaugh, vs. West Virginia (4/11/64)
Aluminum Bat Era	.15, Grayson Craun, vs. Appalachian State (4/11/98)
Home Runs allowed	.5, Wes Barrow, Western Carolina (4/24/99)
Wild pitches	.5, Phil Nawrocki, vs. Old Dominion (3/12/97)

Team Fielding


Putouts	.48, vs. Radford (4/7/08) & at Liberty (4/19/08)
Assists	.27, at Liberty (4/19/08)
Errors	.9; at App. St. (3/27/99) & vs. East Tenn. St. (5/5/01)
Stolen bases against	.9, at UNC Greensboro (3/9/01)
Caught stealing by	.3; vs. Radford (4/15/06); vs. Lafayette (2/25/06); vs. Coastal Carolina (4/23/10)

Individual Defensive


Putouts	.23, Jon Wade, Norfolk State (3/7/04)
Assists	.10, Shane Geisslinger, at Liberty (4/19/08) & Graham Sullivan, vs. Rider (3/6/09)
Errors	.4, Eric Walker, at Western Carolina (2/28/98)



Nate Shepperson (#9) hit three home runs against Appalachian State on March 30, 1996, tying a school record.



Sam Roberts tied one of the program's oldest records with six hits in a game in 2008.



Shane Geisslinger had a school-record 10 assists in VMI's 16-inning win over Liberty in 2008.

Single-Season Hitting Records

BATTING AVERAGE

1. Greg Weddle	.446, 1986
2. Phil Hubbard	.424, 1982
3. Phil Hubbard	.416, 1980
4. Rod Brewer	.408, 1973
5. Bobby Ross	.400, 1956
6. Chris Finwood	.399, 1988
7. Russell Puckett	.398, 1976
8. Marshall Simpson	.393, 1990
9. Chris Catanzaro	.392, 2000
10. Donny White	.391, 1963

ON-BASE PERCENTAGE

1. Mike Lamore	.518, 1985
2. Greg Weddle	.509, 1986
3. Kelly Sweppenhiser	.494, 2005
4. Kevin Thrift	.488, 1975
5. Criss Finwood	.481, 1988
6. Kelly Sweppenhiser	.479, 2006
7. Chris Catanzaro	.476, 2000
8. Ben Walker	.474, 1985
9. Ben Bradford	.471, 1999
10. Phil Hubbard	.468, 1982

Ryan Glynn	4, 1995
Ed Pearson	4, 1998
Stephen Johnson	4, 2000
Elliott Erbe	4, 2005
A.J. Yoder	4, 2007
9. Several Tied With	3

HOME RUNS

1. Jordan Ballard	18, 2010
2. Greg Weddle	16, 1985
3. Greg Weddle	14, 1986
Ryan Glynn	14, 1995
Nate Shepperson	14, 1996
Robert Crumpler	14, 2007
7. Bert Saunders	13, 1985
Andy Beasley	13, 1990
9. Gary Sibayan	12, 1988
John Parrott	12, 1989
Scott Thompkins	12, 1997
Kelly Sweppenhiser	12, 2005
Jordan Ballard	12, 2008

RUNS BATTED IN

1. Greg Weddle	62, 1986
2. Ryan Glynn	58, 1995
Jordan Ballard	58, 2010
4. Scott Thompkins	55, 1999
Graham Sullivan	55, 2010
6. Robert Crumpler	52, 2007
Sam Roberts	52, 2010
8. Elliott Erbe	49, 2004
Cory Spangenberg	49, 2010
10. Jordan Ballard	48, 2009

TOTAL BASES

1. Cory Spangenberg	140, 2010
2. Jordan Ballard	134, 2010
Graham Sullivan	134, 2010
4. Robert Crumpler	129, 2007
5. Greg Weddle	128, 1986
Kelly Sweppenhiser	128, 2005
7. Jordan Ballard	124, 2009
8. Chris Catanzaro	123, 2000
9. Nate Shepperson	118, 1996
Sam Roberts	118, 2010

RUNS SCORED

1. Cory Spangenberg	62, 2010
2. Kelly Sweppenhiser	58, 2006
3. Chris Catanzaro	56, 2000
Stephen Johnson	56, 2000
Chad Rice	56, 2006
Sam Roberts	56, 2010
7. Robert Crumpler	55, 2007
8. Gary Sibayan	53, 1988
Sam Roberts	53, 2009
10. David Groseclose	51, 1995
Kelly Sweppenhiser	51, 2005



Matt Smith had the second-most triples in a season in 2004.

WALKS

1. Franco Martin	44, 1994
2. Sam Roberts	43, 2010
3. Scott Thompkins	41, 1997
4. Kelly Sweppenhiser	40, 2005
5. Ryan Colvin	38, 2000
Sam Roberts	38, 2009
7. Mike Lamore	37, 1985
8. Franco Martin	36, 1997
Kelly Sweppenhiser	36, 2006
10. Sam Roberts	34, 2011

STOLEN BASES

1. David Groseclose	33, 1995
2. David Groseclose	31, 1994
3. Gary Sibayan	29, 1986
4. Gary Sibayan	27, 1988
5. Donny White	26, 1963
6. Gary Sibayan	24, 1987
Cory Spangenberg	24, 2010
8. B.T. Good	21, 2006
David Groseclose	21, 1993
10. Louie Napoleon	19, 1994

HIT BY PITCH

1. B.T. Good	23, 2006
2. A.J. Yoder	20, 2007
3. Robert Crumpler	18, 2006
Kelly Sweppenhiser	18, 2006
Robert Crumpler	18, 2007
6. B.T. Good	17, 2005
7. Chad Rice	14, 2007
Alex Haisuka	14, 2009
9. Andy Barden	13, 2003
Kelly Sweppenhiser	13, 2005

AT BATS

1. Cory Spangenberg	235, 2010
2. A.J. Yoder	229, 2009
3. Sam Roberts	227, 2010
4. Tanner Biagini	224, 2009
5. Matt Smith	223, 2005
6. Chad Rice	219, 2007
7. Tanner Biagini	216, 2008
8. Jordan Ballard	214, 2010
9. Clint Reed	211, 2006
Chad Rice	211, 2006
Sam Roberts	211, 2010

GAMES PLAYED

1. 16 Players With	55
--------------------	----

* Batting records with 2.2 AB/G minimum



Phil Hubbard owns two of the top three single-season batting average marks in VMI history.

SLUGGING PERCENTAGE

1. Greg Weddle	.865, 1986
2. Greg Weddle	.720, 1985
3. Nate Shepperson	.711, 1996
4. Andy Beasley	.709, 1990
5. Ben Walker	.685, 1985
6. Ryan Glynn	.657, 1995
7. Robert Crumpler	.655, 2007
8. Scott Snow	.651, 1977
9. Mike Lamore	.651, 1985
10. Scott Thompkins	.641, 1999

HITS

1. Cory Spangenberg	87, 2010
2. Graham Sullivan	81, 2010
3. A.J. Yoder	80, 2009
4. Chris Catanzaro	76, 2000
5. Kelly Sweppenhiser	74, 2005
Tanner Biagini	74, 2008
Jordan Ballard	74, 2009
8. Graham Sullivan	73, 2011
9. Kelly Sweppenhiser	72, 2006
10. Tanner Biagini	71, 2009
Sam Roberts	71, 2010

DOUBLES

1. Chris Catanzaro	25, 2000
2. Robert Crumpler	22, 2007
3. Clint Reed	21, 2006
4. Graham Sullivan	19, 2010
5. Louie Napoleon	18, 1996
Jason Annis	18, 2002
Kelly Sweppenhiser	18, 2005
8. Chris Catanzaro	17, 2001
Jordan Ballard	17, 2009
10. Six Tied	16

TRIPLES

1. Louie Napoleon	7, 1994
2. Matt Smith	5, 2004
3. Louie Napoleon	4, 1993



In 1986, Greg Weddle posted a season for the ages, hitting .446, slugging .865, and driving in 62 runs, all of which stand as VMI single-season records.

Single-Season Pitching & Fielding Records



In 1964, Percy Sensabaugh posted the greatest season on the mound in VMI baseball history.

EARNED RUN AVERAGE

1. Percy Sensabaugh	0.67, 1964
2. Steve Otwell	0.89, 1970
3. Percy Sensabaugh	1.04, 1965
4. Wilber Smith	1.53, 1970
5. Jeff Gausepohl	1.67, 1965
6. Bryan Augsburger	1.87, 1983
7. John Pate	1.91, 1971
8. John Taylor	2.02, 1965
9. Dave Reid	2.05, 1968
10. Billy Goodrich	2.05, 1995

WINS

1. Ian Ostlund	11, 2000
2. Trey Barham	9, 2007
3. Travis Smink	8, 2009
4. Phil Hendrix	7, 2003
Trey Barham	7, 2006
Travis Smink	7, 2006
7. Bryan Augsburger	6, 1983
Duke Acors	6, 2003
Jeff DeMara	6, 2005
Jimmy Thoms	6, 2005
Michael Bowman	6, 2007
Chris Henderson	6, 2007
Sam Roberts	6, 2010
John Garrett	6, 2010

INNINGS PITCHED

1. Michael Bowman	99.0, 2007
2. Phil Hendrix	97.2, 2003
3. Trey Barham	96.0, 2008
4. Trey Barham	94.1, 2006
5. John Payne	93.0, 1993
6. J.J. Hollenbeck	91.2, 2005
Michael Bowman	91.2, 2008
8. Chris Henderson	90.2, 2009
9. Duke Acors	90.0, 2004
10. Danny Hughes	89.1, 1996

SAVES

1. Kevin Crum	14, 2007
2. Ian Ostlund	7, 1999
Corey Bachman	7, 2007
Travis Smink	7, 2008
Michael Devine	7, 2010
6. Merlin Ikenberry	6, 1993
Phil Hendrix	6, 2001
Jeff DeMara	6, 2003

Jeff DeMara	6, 2005
10. Michael Devine	5, 2011

STRIKEOUTS

1. Michael Bowman	110, 2007
2. Percy Sensabaugh	106, 1964
3. Trey Barham	98, 2006
4. Adam Lopez	89, 2010
5. Ryan Glynn	86, 1995
Trey Barham	86, 2008
7. Michael Bowman	82, 2008
8. Trey Barham	79, 2007
9. Phil Hendrix	77, 2003
10. Chris Henderson	76, 2009

STRIKEOUTS PER 9 INNINGS


1. Percy Sensabaugh	14.17, 1964
2. George Armbruster	12.60, 1988
3. Adam Lopez	11.13, 2010
4. Ian Ostlund	10.80, 1998
5. Josh Spradlin	10.17, 1998
6. Michael Bowman	10.00, 2007
7. Jerry Fresia	9.82, 1969
8. Wilber Smith	9.77, 1970
9. Jerry Fresia	9.51, 1968
10. Grayson Craun	9.49, 1998

WALKS ISSUED PER 9 INNINGS


1. Chris Henderson	1.11, 2008
2. Ian Ostlund	1.21, 2000
3. Jason Farley	1.37, 2011
4. Chris Henderson	1.69, 2009
5. Chris Henderson	1.74, 2007
6. Jimmy Thoms	1.81, 2005
7. Richard Sparks	1.82, 1988
8. Merlin Ikenberry	1.97, 1993
8. Jeremy Brown	1.97, 2011
10. Dennis Lewin	2.02, 1975

GAMES STARTED

1. Duke Acors	17, 2004
2. Josh Owens	16, 2001
Trey Barham	16, 2006
Michael Bowman	16, 2007
5. Wes Barrow	15, 1999
Chris Riley	15, 1999
Duke Acors	15, 2002
Phil Hendrix	15, 2003



Merlin Ikenberry saved six games and made 27 appearances in 1993.



Bryan Augsburger ranks in the top ten in single-season wins, ERA and complete games.

Duke Acors	15, 2005
Trey Barham	15, 2007

COMPLETE GAMES

1. Mike Vela	8, 1979
Mark Airaghi	8, 1982
3. Glenn Ferguson	7, 1986
W.G. Smith	7, 1996
5. John Pate	6, 1972
Mark Airaghi	6, 1980
Mark Airaghi	6, 1981
Bryan Augsburger	6, 1984
Barry Johnson	6, 1990
10. Several Tied With	5

APPEARANCES

1. Jeff DeMara	33, 2005
2. Phil Hendrix	29, 2001
Jeff DeMara	29, 2004
Corey Bachman	29, 2007
5. Travis Thomas	28, 2011
6. Merlin Ikenberry	27, 1993
7. Alan Watts	26, 2011
8. John Sloan	25, 2001
Billy Goodrich	24, 1992
Kevin Crum	24, 2007

FIELDING PERCENTAGE

1. Billy Terry	.993, 1993
2. Nate Shepperson	.993, 1994
3. Chris Catanzaro	.992, 2000
4. Robert Crumpler	.992, 2006
5. Jon Wade	.992, 2003
6. Chris Catanzaro	.990, 1999
7. Kevin Thrift	.989, 1976
8. Matt Griffin	.989, 1979
9. Robert Crumpler	.989, 2007
10. Marlin Ikenberry	.988, 1993
10. Alex Haitzuka	.988, 2011

TOTAL CHANCES

1. Robert Crumpler	542, 2005
2. Robert Crumpler	535, 2007
3. Jordan Ballard	521, 2010
4. Jordan Ballard	500, 2008
5. Jordan Ballard	498, 2009
6. Robert Crumpler	495, 2006
7. Jon Wade	475, 2003
8. Michael Roberts	446, 2007
9. Billy Terry	432, 1993

10. Chris Catanzaro	429, 2001
---------------------	-----------

PUTOUTS

1. Robert Crumpler	506, 2005
2. Robert Crumpler	492, 2007
3. Jordan Ballard	489, 2010
4. Jordan Ballard	472, 2008
5. Robert Crumpler	459, 2006
6. Jordan Ballard	456, 2009
7. Jon Wade	449, 2003
8. Billy Terry	403, 1993
9. Michael Roberts	401, 2007
10. Nate Shepperson	388, 1996

ASSISTS

1. Chad Rice	186, 2006
2. Chad Rice	184, 2007
3. Shane Geisslinger	179, 2008
4. Matt Smith	163, 2004
5. Matt Smith	159, 2005
6. David Groseclose	154, 1992
7. David Groseclose	149, 1993
8. A.J. Yoder	148, 2009
9. Matt Smith	145, 2003
10. Chris Cofer	142, 1996
Jason Annis	142, 2001
Shane Geisslinger	142, 2006

DOUBLE PLAYS

1. Robert Crumpler	52, 2005
2. Chris Cofer	47, 1996
3. Nate Shepperson	45, 1996
4. Robert Crumpler	40, 2006
5. Robert Crumpler	39, 2007
6. Matt Smith	37, 2005
7. Chris Catanzaro	36, 1999
Chad Rice	36, 2006
Jordan Ballard	36, 2009
10. Brian Adams	35, 1992

* Pitching records with 1.0 IP/G minimum



Robert Crumpler tops three of the five single-season fielding categories.

Single-Season Team Records

BATTING AVERAGE

1.	.325	2010
2.	.315	1999
3.	.307	2000
4.	.301	1987
5.	.300	2011
6.	.296	1988
7.	.295	2009
8.	.294	2006
9.	.294	1963
10.	.294	1986

SLUGGING PERCENTAGE

1.	.529	2010
2.	.491	1985
3.	.481	1988
4.	.475	1999
5.	.470	2000
6.	.465	1987
7.	.450	1989
8.	.450	1983
9.	.444	2009
10.	.444	1986

ON-BASE PERCENTAGE

1.	.400	2000
2.	.397	1999
3.	.394	2006
4.	.387	1987
5.	.385	1985
6.	.384	2010
7.	.379	1988
8.	.379	2005
9.	.375	1998
10.	.373	1989

HITS

1.	629	2010
2.	557	2008
3.	556	2009
4.	549	2006
5.	541	2005
6.	528	2011
7.	505	2004
8.	504	2000
9.	499	2007
10.	495	1999

DOUBLES

1.	133	2010
2.	112	2000
	112	2007
4.	106	1998
5.	105	2006
6.	103	2009
7.	97	1999
	97	2002
9.	96	2004
	96	2008

TRIPLES

1.	17	2000
2.	16	1994
3.	14	1993
	14	2007
5.	13	1992
	13	1995
	13	2010
8.	12	1983
	12	1985
10.	11	Six Times

HOME RUNS

1.	78	2010
2.	56	1985
3.	55	2009
4.	50	1988
5.	48	1997
6.	45	1999
	45	2008
8.	44	1989
9.	41	2000
10.	39	2005

RUNS BATTED IN

1.	390	2010
2.	324	2006
3.	315	1999
4.	311	2005
5.	310	2000
6.	302	2009
7.	293	2007
8.	283	2008
9.	278	2004
10.	261	2011

TOTAL BASES

1.	1022	2010
2.	838	2009
3.	804	2008
4.	773	2000
5.	766	2005
6.	753	2007
7.	747	1999
8.	742	2006
9.	732	2011
10.	731	2004

RUNS SCORED

1.	414	2010
2.	376	2006
3.	352	2000
4.	343	2005
5.	341	1999
6.	331	2009
7.	330	2004
8.	325	2007
9.	319	2008
10.	304	1998

WALKS

1.	231	2000
2.	214	2005
3.	210	2006
4.	204	1997
5.	195	2004
6.	192	1985
7.	191	2008
8.	186	1998
9.	181	1995
	181	1999

STOLEN BASES

1.	98	1995
2.	92	1992
3.	86	2006
4.	84	1994
5.	80	2005
6.	77	2004
7.	74	2010
8.	69	1993
9.	64	1963
10.	63	1986

HIT BY PITCH

1.	119	2006
2.	98	2007
3.	71	2005
4.	68	2004
5.	61	2003
6.	60	2008
7.	58	1997
8.	51	1999
9.	48	2001
10.	46	2009

AT BATS

1.	1933	2010
2.	1926	2008
3.	1887	2009
4.	1868	2006
5.	1865	2005
6.	1862	2004
7.	1821	2007
8.	1761	2011
9.	1706	2003
10.	1643	2000

GAMES PLAYED

1.	55	2004
	55	2005
	55	2006
	55	2007
	55	2008
	55	2010
7.	53	2009
8.	52	2003
	52	2011
10.	51	2002

EARNED RUN AVG.

1.	1.96	1965
2.	2.31	1966
3.	2.31	1970
4.	2.83	1961
5.	2.98	1969
6.	3.02	1962
7.	3.38	1963
8.	3.42	1964
9.	3.54	1967
10.	3.72	1968

EARNED RUN AVG.

(ALUMINUM BAT ERA)		
1.	3.83	1974
2.	3.94	2007
3.	4.13	2008
4.	4.61	2011
5.	4.80	2006
6.	4.94	1993
7.	4.98	2005
8.	5.14	2003
9.	5.30	1995
10.	5.43	2010

WINS

1.	34	2007
2.	33	2010
3.	30	2006
4.	29	2008
5.	27	2005
	27	2011
7.	24	2003
8.	23	2004
9.	22	1999
10.	21	1994

INNINGS PITCHED

1.	499.1	2008
2.	482.0	2006
3.	480.2	2010
4.	477.1	2005
5.	476.1	2004
6.	475.1	2007
7.	462.2	2009
8.	451.1	2011
9.	442.2	2003
10.	401.1	1994

SAVES

1.	22	2007
2.	15	2011
3.	12	1993
	12	2006
5.	11	2008
	11	2010
7.	8	1999
	8	2003
	8	2005
10.	6	1989
	6	2001
	6	2009

STRIKEOUTS

1.	441	2008
	441	2010
3.	419	2007
4.	377	2011
5.	371	2009
6.	356	1998
7.	348	2003
8.	335	2004
9.	323	1995
	323	2005
	323	2006

STRIKEOUTS PER 9 INNINGS

1.	8.48	1998
2.	8.42	1967
3.	8.26	2010
4.	8.25	1964
5.	7.95	2008
6.	7.93	2007
7.	7.68	1968
8.	7.52	2011
9.	7.32	1995
10.	7.22	2009

WALKS ISSUED PER 9 INNINGS

1.	2.54	2008
2.	2.75	2007
3.	2.81	1977
4.	2.83	2011
5.	3.22	1976
6.	3.28	1958
7.	3.42	2002
8.	3.46	2010
9.	3.48	2003
10.	3.56	1975

COMPLETE GAMES

1.	20	1971
2.	18	1981
3.	17	1979
	17	1982
	17	1986
6.	16	1978
7.	14	1972
	14	1996

9.	13	1983
10.	11	Five Times

SHUTOUTS

1.	5	2007
2.	4	2002
	4	2011
4.	3	1983
	3	1984
	3	2005
7.	2	Seven Times

FIELDING PERCENTAGE

1.	.973	1993
2.	.970	2007
3.	.965	2011
4.	.963	2010
5.	.963	2005
6.	.963	2006
7.	.959	2004
8.	.957	2008
9.	.954	2003
10.	.953	2009

TOTAL CHANCES

1.	2195	2008
2.	2160	2006
3.	2159	2005
4.	2101	2007
5.	2097	2010
6.	2081	2009
7.	1998	2004
8.	1955	2011
9.	1930	2003
10.	1859	1994

PUTOUTS

1.	1498	2008
2.	1446	2006
3.	1442	2010
4.	1432	2005
5.	1426	2007
6.	1408	2004
7.	1387	2009
8.	1354	2011
9.	1328	2003
10.	1204	1994

ASSISTS

1.	647	2005
2.	633	2006
3.	611	2007
4.	602	2008
5.	597	2009
6.	578	2010
7.	560	1993
8.	558	1994
9.	553	1992
10.	547	1995

DOUBLE PLAYS TURNED

1.	58	2005
2.	54	1996
3.	47	2006
4.	43	1995
	43	1999
6.	42	2007
7.	41	1992
	41	2009
8.	40	2004
9.	39	2001
	39	2008

Career Hitting Records

BATTING AVERAGE

1. Chris Catanzaro	.356, 1998-01
2. Mike Lamore	.350, 1982-85
3. Phil Hubbard	.350, 1980-83
4. Kelly Sweppenhiser	.348, 2003-06
5. Sam Roberts	.341, 2008-11
6. Greg Weddle	.328, 1983-86
7. Rob Holmes	.326, 1981-84
8. Graham Sullivan	.326, 2008-11
9. Robert Crumpler	.324, 2004-07
10. Michael Goldman	.321, 1997-00

SLUGGING PERCENTAGE

1. Greg Weddle	.633, 1983-86
2. Jordan Ballard	.569, 2007-10
3. Chris Catanzaro	.567, 1998-01
4. Andy Beasley	.565, 1987-90
5. Ben Walker	.554, 1983-85,87
6. Robert Crumpler	.554, 2004-07
7. Michael Goldman	.547, 1997-00
8. Bert Saunders	.545, 1982-85
9. Kelly Sweppenhiser	.544, 2003-06
10. Ryan Glynn	.543, 1993-95

ON-BASE PERCENTAGE

1. Kelly Sweppenhiser	.457, 2003-06
2. Mike Lamore	.446, 1982-85
3. Sam Roberts	.441, 2008-11
4. Chris Catanzaro	.439, 1998-01
5. Michael Goldman	.431, 1997-00
6. Robert Crumpler	.427, 2004-07
7. Franco Martin	.423, 1994-97
8. Andy Beasley	.421, 1987-90
9. Ben Walker	.412, 1983-85,87
10. Phil Hubbard	.404, 1980-83

HITS

1. Sam Roberts	272, 2008-11.
2. Kelly Sweppenhiser	263, 2003-06
3. Chris Catanzaro	258, 1998-01
4. A.J. Yoder	221, 2006-09
5. Louie Napoleon	218, 1993-96
Matt Smith	218, 2002-05
7. Jordan Ballard	208, 2007-10
Graham Sullivan	208, 2008-11
9. David Groseclose	206, 1992-95
10. Elliott Erbe	198, 2002-05
Jacoby Fields	198, 2004-07



Kelly Sweppenhiser ranks in the program's top five in 12 different offensive categories.

DOUBLES

1. Chris Catanzaro	72, 1998-01
2. Sam Roberts	54, 2008-11
3. Jason Annis	50, 2000-03
4. Kelly Sweppenhiser	49, 2003-06
5. Louie Napoleon	47, 1993-96
Robert Crumpler	47, 2004-07
Graham Sullivan	47, 2008-11
8. Jordan Ballard	43, 2007-10
9. Scott Thompkins	42, 1996-99



Louie Napoleon tops the career triples mark and is tied for the fifth-most hits in school history.

Jacoby Fields	42, 2004-07
---------------	-------------

TRIPLES

1. Louie Napoleon	14, 1993-96
2. A.J. Yoder	10, 2006-09
3. Ryan Glynn	9, 1993-95
4. Ed Pearson	8, 1997-00
Elliott Erbe	8, 2002-05
6. Terry Batts	7, 1989-92
David Groseclose	7, 1992-95
Stephen Johnson	7, 1999-00
9. Phil Hubbard	6, 1980-83
Bert Saunders	6, 1982-85
Ren O'Ferrall	6, 1986-89
Brian Adams	6, 1990-93

HOME RUNS

1. Jordan Ballard	41, 2007-10
2. Greg Weddle	37, 1983-86
3. John Parrott	34, 1985-87,89
4. Scott Thompkins	32, 1996-99
5. Andy Beasley	31, 1987-90
Ryan Glynn	31, 1993-95
Kelly Sweppenhiser	31, 2003-06
8. Bert Saunders	30, 1982-85
Robert Crumpler	30, 2004-07
10. Elliott Erbe	26, 2002-05

RUNS BATTED IN

1. Chris Catanzaro	155, 1998-01
2. Sam Roberts	149, 2008-11
Scott Thompkins	149, 1996-99
Kelly Sweppenhiser	149, 2003-06
5. Jordan Ballard	148, 2007-10
6. Greg Weddle	146, 1983-86
7. Elliott Erbe	137, 2002-05
8. Robert Crumpler	136, 2004-07
9. Franco Martin	135, 1994-97
10. Ryan Glynn	126, 1993-95

TOTAL BASES

1. Chris Catanzaro	411, 1998-01
Kelly Sweppenhiser	411, 2003-06


3. Sam Roberts	396, 2008-11
4. Jordan Ballard	374, 2007-10
5. Robert Crumpler	335, 2004-07
6. Scott Thompkins	331, 1996-99
Elliott Erbe	331, 2002-05
8. Louie Napoleon	326, 1993-96
9. Greg Weddle	324, 1983-86
10. Graham Sullivan	321, 2008-11

RUNS SCORED

1. Sam Roberts	185, 2008-11
2. Kelly Sweppenhiser	172, 2003-06
3. Chris Catanzaro	171, 1998-01
4. Gary Sibayan	166, 1986-89
5. David Groseclose	154, 1992-95
6. Scott Thompkins	149, 1996-99
7. Chris Finwood	136, 1985-88
8. Robert Crumpler	134, 2004-07
9. Jordan Ballard	133, 2007-10
10. A.J. Yoder	131, 2006-09

WALKS

1. Sam Roberts	143, 2008-11
2. Franco Martin	137, 1994-97
3. Kelly Sweppenhiser	122, 2003-06
4. Criss Finwood	96, 1985-88
5. Matt Smith	95, 2002-05
6. Chris Catanzaro	93, 1998-01
7. Andy Beasley	92, 1987-90



Donny White stole 56 bases in his three years playing for the Keydets, tied for the third-most all-time.


8. Scott Thompkins	90, 1996-99
9. Ryan Colvin	87, 1998-01
10. David Groseclose	86, 1992-95

STOLEN BASES

1. David Groseclose	100, 1992-95
2. Gary Sibayan	92, 1986-89
3. B.T. Good	56, 2003-06
Donny White	56, 1963-65
5. Louie Napoleon	51, 1993-96
6. Shane Geisslinger	47, 2005-08
7. Ben Walker	42, 1983-85,87
8. Sam Roberts	41, 2008-11
9. Matt Smith	38, 2002-05
10. Ed Pearson	35, 1997-00
Terry Batts	35, 1989-92

HIT BY PITCH

1. B.T. Good	54, 2003-06
2. A.J. Yoder	46, 2006-09
3. Robert Crumpler	45, 2004-07
4. Kelly Sweppenhiser	41, 2003-06
5. Jacoby Fields	38, 2004-07



Chris Catanzaro tops VMI's career batting average, doubles, RBI and total bases charts.

6. Chad Rice	35, 2004-07
7. Andy Barden	33, 2000-03
8. Shane Geisslinger	30, 2005-08
9. Alex Haitzuka	28, 2008-11
10. Michael Goldman	25, 1997-00
Jordan Ballard	25, 2007-10


AT BATS

1. Sam Roberts	797, 2008-11
2. Kelly Sweppenhiser	756, 2003-06
3. Matt Smith	753, 2002-05
4. Louie Napoleon	739, 1993-96
5. A.J. Yoder	736, 2006-09
6. David Groseclose	725, 1992-95
Chris Catanzaro	725, 1998-01
8. Elliott Erbe	707, 2002-05
9. Jacoby Fields	683, 2004-07
10. Jordan Ballard	657, 2007-10

GAMES PLAYED

1. Sam Roberts	210, 2008-11
2. Elliott Erbe	208, 2002-05
3. Matt Smith	207, 2002-05
4. Kelly Sweppenhiser	203, 2003-06
5. A.J. Yoder	201, 2006-09
6. David Groseclose	195, 1992-95
Jacoby Fields	195, 2004-07
8. Louie Napoleon	191, 1993-96
9. Chris Catanzaro	190, 1998-01
10. Franco Martin	187, 1994-97

* Minimum 400 at bats for averages



David Groseclose holds both the single-season and career records for stolen bases.

Career Pitching & Fielding Records



Trey Barham holds the career records for wins and strikeouts.

EARNED RUN AVERAGE

1. John Pate	2.95, 1971-73
2. Michael Bowman	3.32, 2006-08
3. Vern Beitzel	3.45, 1969-72
4. Trey Barham	3.73, 2005-08
5. Bryan Augsburger	3.91, 1982-85
6. Jeff DeMara	3.93, 2002-05
7. Chris Henderson	4.04, 2006-09
8. Travis Smink	4.33, 2006-09
9. J.J. Hollenbeck	4.79, 2003-06
10. Barry Johnson	4.92, 1987-90

WINS

1. Trey Barham	22, 2005-08
2. Travis Smink	17, 2006-09
3. Ian Ostlund	16, 1998-00
Chris Henderson	16, 2006-09
5. Michael Bowman	14, 2006-08
6. Bryan Augsburger	13, 1982-85
Mike Doczi	13, 1987-89,91
Phil Hendrix	13, 2000-03
Josh Owens	13, 2001-05
Duke Acors	13, 2002-05

INNINGS PITCHED

1. Duke Acors	319.0, 2002-05
2. Trey Barham	308.2, 2005-08
3. Phil Hendrix	306.2, 2000-03
4. J.J. Hollenbeck	272.2, 2003-06
5. John Payne	259.2, 1991-94
6. Chris Henderson	258.2, 2006-09
7. Jimmy Thoms	257.0, 2002-05
8. Mark Airaghi	254.0, 1980-83
9. Todd Tilley	247.1, 1986-89
10. W.G. Smith	245.0, 1994-97

SAVES

1. Kevin Crum	16, 2006-Pres.
2. Jeff DeMara	13, 2002-05
3. Michael Devine	12, 2009-Pres.
4. Ian Ostlund	11, 1998-00
5. Merlin Ikenberry	9, 1992-95
Travis Smink	9, 2006-09
7. Corey Bachman	8, 2004-07
8. Phil Hendrix	7, 2000-03
Sam Roberts	7, 2008-11
10. Richard Sparks	6, 1986-89
Ryan Glynn	6, 1993-95

STRIKEOUTS

1. Trey Barham	291, 2005-08
2. Duke Acors	245, 2002-05
3. Phil Hendrix	216, 2000-03
4. Chris Henderson	212, 2006-09
5. Michael Bowman	209, 2006-08
6. W.G. Smith	204, 1994-97
7. J.J. Hollenbeck	198, 2003-06
8. Jay Adams	193, 1994-95,97-98
9. Bryan Augsburger	187, 1982-85
10. Jeremy Harper	186, 2000-03

STRIKEOUTS PER 9 INNINGS

1. Ryan Glynn	8.78, 1993-95
2. Ian Ostlund	8.78, 1998-00
3. Trey Barham	8.48, 2005-08
4. Michael Bowman	8.35, 2006-08
5. Bryan Augsburger	7.70, 1982-85
6. Josh Spradlin	7.54, 1997-00
7. Jay Adams	7.54, 1994-95, 97-98
8. W.G. Smith	7.49, 1994-97
9. Jeremy Harper	7.43, 2000-03
10. Chris Henderson	7.38, 2006-09

WALKS ISSUED PER 9 INNINGS

1. Chris Henderson	1.70, 2006-09
2. Jason Farley	2.01, 2008, 10-11
3. Jimmy Thoms	2.56, 2002-05
4. Jeff DeMara	2.71, 2002-05
5. Michael Bowman	2.80, 2006-08
6. John Payne	2.88, 1991-94
7. Ian Ostlund	2.95, 1998-00
8. J.J. Hollenbeck	3.00, 2003-06
9. Trey Barham	3.21, 2005-08
10. Phil Hendrix	3.29, 2000-03

GAMES STARTED

1. Duke Acors	61, 2002-05
2. Trey Barham	48, 2005-08
3. Phil Hendrix	42, 2000-03
4. Todd Tilley	38, 1986-89
John Payne	38, 1991-94
Chris Henderson	38, 2006-09
7. Marc Phillips	37, 1991-94
8. Jeremy Harper	36, 2000-03
Michael Bowman	36, 2006-08
10. Mark Airaghi	34, 1980-83
Jimmy Thoms	34, 2002-05

COMPLETE GAMES

1. Mark Airaghi	24, 1980-83
2. Mike Vela	21, 1976-79
3. Bryan Augsburger	17, 1982-85
4. Vern Beitzel	16, 1969-72
5. John Payne	13, 1991-94
6. Todd Tilley	12, 1986-89
7. W.G. Smith	11, 1994-97
John Pate	11, 1971-73
9. Craig Jones	10, 1977-80
10. Glenn Ferguson	9, 1984-87

APPEARANCES

1. Jeff DeMara	104, 2002-05
2. Billy Goodrich	83, 1992-95
3. Phil Hendrix	78, 2000-03
4. Merlin Ikenberry	77, 1992-95

Josh Owens	77, 2001-05
Jimmy Thoms	77, 2002-05
7. J.J. Hollenbeck	70, 2003-06
8. Trey Barham	68, 2005-08
9. Brannon Howle	65, 1996-99
10. Josh Spradlin	64, 1997-00
Michael Devine	64, 2009-Pres.

FIELDING PERCENTAGE

1. Robert Crumpler	.989, 2004-07
2. Jon Wade	.988, 2002-04
3. Jordan Ballard	.986, 2007-10
4. Chris Catanzaro	.986, 1998-01
5. Nate Shepperson	.984, 1994-97
6. Marlin Ikenberry	.981, 1992-95
7. Billy Terry	.981, 1990-93
8. Scott Thompkins	.980, 1996-99
9. Mike Roberts	.979, 2006-08
10. Marshall Simpson	.978, 1987-90

TOTAL CHANCES

1. Robert Crumpler	1606, 2004-07
2. Chris Catanzaro	1590, 1998-01
3. Jordan Ballard	1542, 2007-10
4. Alex Haitzuka	1410, 2008-11
5. Nate Shepperson	1349, 1994-97
6. Marshall Simpson	969, 1987-90
Mike Roberts	969, 2006-08
8. David Groseclose	964, 1992-95
9. Matt Smith	956, 2002-05
10. Jon Wade	927, 2002-04

*- All Pitching Average stats with a minimum 140 Innings.

PUTOUTS


1. Robert Crumpler	1487, 2004-07
2. Chris Catanzaro	1468, 1998-01
3. Jordan Ballard	1420, 2007-10
4. Nate Shepperson	1232, 1994-97
5. Alex Haitzuka	1201, 2008-11.
6. Marshall Simpson	892, 1987-90
7. Jon Wade	877, 2002-04
8. Michael Roberts	873, 2006-08
9. Scott Thompkins	747, 1996-99
10. Marlin Ikenberry	653, 1992-95

ASSISTS

1. Matt Smith	581, 2002-05
2. David Groseclose	571, 1992-95
3. Chad Rice	505, 2004-07
4. Shane Geisslinger	495, 2005-08
5. Brian Adams	445, 1990-93
6. A.J. Yoder	431, 2006-09
7. Franco Martin	379, 1994-97
8. Jason Annis	361, 2000-03
9. Kelly Sweppenhiser	347, 2003-06
10. Tanner Biagini	314, 2007-10

DOUBLE PLAYS

1. Robert Crumpler	131, 2004-07
2. David Groseclose	114, 1992-95
3. Nate Shepperson	113, 1994-97
4. Jordan Ballard	101, 2007-10
5. Shane Geisslinger	94, 2005-08
6. Brian Adams	90, 1990-93
Chad Rice	90, 2004-07
8. Chris Cofer	82, 1993-96
9. A.J. Yoder	81, 2006-09
10. Matt Smith	79, 2002-05



Ryan Glynn struck out more batters per nine innings than any other hurler in VMI history and remains the only Keydet to play in the major leagues.

Keydet Honors & Awards

National Rankings

Collegiate Baseball

26thApril 12, 2010



A capacity crowd saw VMI's first game ranked #26, as the Keydets beat #1 Virginia at Gray-Minor Stadium on Apr. 14, 2010.

28thMarch 22, 2010
 29thMarch 29, 2010
April 5, 2010
 30thMarch 12, 2007
March 19, 2007
March 15, 2010

NCBWA

Receiving Votes10 times
 (Most Recent April 19, 2010)

USA Today/ESPN Coaches' Poll

Receiving Votes5 times
 (Most Recent April 12, 2010)

Louisville Slugger

Freshman All-American

2003Kelly Sweppenhiser, 3B
 2006Travis Smink, P
 2010Cory Spangenberg, 2B

Ping! Baseball

Freshman All-American

2010Cory Spangenberg, 2B

NCBWA

Freshman All-American

2010Cory Spangenberg, 2B

GTE/CoSIDA Academic All-America

1984Mike Lamore, 3rd Team
 1996Nate Shepperson, 3rd Team

Johnny Bench Award Watch List

2008Mike Roberts
 2010Alex Haitsuka

Roger Clemens Award Watch List

2007Trey Barham
Michael Bowman
Kevin Crum

Dick Howser Award Watch List

2006Kelly Sweppenhiser
 2007Kevin Crum

John Olerud Award Watch List

2010Sam Roberts
 2011Sam Roberts

Brooks Wallace Award Watch List

2008Michael Bowman (SP)
 2010Sam Roberts (SS)
 2011Sam Roberts (SS)

Wallace Award Quarterfinalist

2010Sam Roberts (SS)
 2011Sam Roberts (SS) - Semifinalist

Lowe's Senior CLASS Award Candidate

2008Trey Barham

NCBWA Stopper of the Year Award Watch List

2007Kevin Crum
 2009Travis Smink
 2011Michael Devine

All Southern Conference

First Team

1959Bill Drake, 2B
 1960Joe Gedro, OF
 1961Weldon Eddins, SS
 1962Gil Minor, C
 1963Donny White, SS
 1964Donny White, SS
Percy Sensabaugh, P
 1965Percy Sensabaugh, P
 1969Vern Beitzel, P
J.C. Hanks, 2B
Tim White, 3B
 1977Kelly Lombard, C
 1980Phil Hubbard, C
 1982Phil Hubbard, C
 1983Bryan Augsburger, P
 1985*Greg Weddle, 1B
Chris Finwood, SS
 1986*Greg Weddle, 1B
Gary Sibayan, 2B
 1987*Gary Sibayan, 2B
Chris Finwood, SS
Ben Walker, DH
 1988*Andy Beasley, C
Gary Sibayan, 2B
Chris Finwood, SS
 1989John Parrott, OF
 1990Andy Beasley, C
Marshall Simpson, 1B
 1995David Groseclose, SS
Ryan Glynn, OF

1999Eric Walker, 3B
Scott Thompkins, DH
 2000Ian Ostlund, RP
Eric Walker, 3B

*-All-SoCon North Division

Second Team

1960Weldon Eddins, SS
 1962Weldon Eddins, SS
Joe Gedro, P
 1963Joe Bush, OF
 1964Dee Hartman, OF
 1965Donny White, SS
 1968Tom Catlett, OF
Tim White, 3B
 1984Bryan Augsburger, P
Kelly Raber, 2B
Bert Saunders, OF
Greg Weddle, 1B
 1989Andy Beasley, C
Ren O'Ferrall, OF
 1990Barry Johnson, P
Brian Adams, 2B
 1992Ray Flowers, 1B
 1993Brian Adams, 2B
David Groseclose, SS
 1994Ryan Glynn, OF
David Groseclose, SS
Louie Napoleon, 2B
John Payne, DH
 1995Chris Cofer, 2B
 2000Michael Goldman, C
Stephen Johnson, DH

All Big South Conference

First Team

2005Matt Smith, SS
Kelly Sweppenhiser, 3B
 2006Kelly Sweppenhiser, 3B
 2007Chad Rice, SS
 2008Shane Geisslinger, 2B
 2009A.J. Yoder, 2B
 2010Jordan Ballard, 1B
 2011Alex Haitsuka, C
Sam Roberts, SS

Second Team

2006Trey Barham, P



Kelly Sweppenhiser is VMI's only two-time All-Big South First Team honoree.

2007Michael Bowman, P
Robert Crumpler, 1B
2008Chris Duty, RP
2009Travis Smink, SP
2010Alex Haitsuka, C
Cory Spangenberg, 2B
Graham Sullivan, OF
2011Graham Sullivan, OF

SoCon All Tournament

1993David Groseclose, SS
------	---------------------------



A.J. Yoder (L, foreground) was VMI's first Big South All-Tournament honoree (2009).

Louie Napoleon, 3B
1994Louie Napoleon, OF
1995Ryan Glynn, DH
1996Nate Shepperson, 1B
2003Jon Wade, 1B

Big South All Tournament

2009A.J. Yoder, IF
------	---------------------

SoCon Freshman of the Year

1982Mike Lamore, (Co-)
2003Kelly Sweppenhiser, 3B

SoCon Coach of the Year

1982Donny White (Co-)
1988Paul Maini
2003Tom Slater

Big South Freshman of the Year

2010Cory Spangenberg
------	-----------------------

Big South Scholar-Athlete

2006Kelly Sweppenhiser, 3B
------	-----------------------------

Big South All-Academic

2004Kelly Sweppenhiser
2005Kelly Sweppenhiser
2006Kelly Sweppenhiser
2007Chad Rice
2008Shane Geisslinger
2009Adam Kruthof
2010Alex Haitsuka
2011Alex Haitsuka

Louisville Slugger National Player of the Week

2010Jordan Ballard (March 15)
------	--------------------------------

Collegiate Baseball Hall of Fame All-Star Lineup

2011Sam Roberts (April 19)
------	-----------------------------

ECAC Player of the Week

2010Jordan Ballard (March 16, Co-)
2011Sam Roberts (April 19)

CollegeBaseballInsider.com Southeast Player of the Week

2010Jordan Ballard (March 17)
------	--------------------------------

College Baseball Foundation National Honor Roll

2006Kelly Sweppenhiser (Feb. 21)
Travis Smink (Feb. 28)
Trey Barham (March 21)
2007A.J. Yoder (March 6)
Eddie Van Es (March 20)
Robert Crumpler (April 18)
2010Jordan Ballard (March 17)

NCBWA National Pitcher of the Week

2007Trey Barham (Apr. 3)
------	---------------------------

Big South Player of the Week

2005Robert Crumpler (May 23)
2006Klint Reed (Feb. 14, Co-)
Kelly Sweppenhiser (Feb. 21)
Robert Crumpler (March 20)
Jacoby Fields (May 22, Co-)
2007Eddie Van Es (March 19)
Robert Crumpler (April 16)
2008Brian Sandridge (April 7)
2009Jordan Ballard (April 6, Co-)
2009A.J. Yoder (April 27)
2010Jordan Ballard (March 15)
2011Sam Roberts (March 1)
Sam Roberts (April 19)
Alex Haitsuka (May 23)



Jordan Ballard earned five awards for his performance the week of March 7-14, 2010.

Big South Pitcher of the Week

2004J.J. Hollenbeck (April 26)
2005J.J. Hollenbeck (March 28)
2006Trey Barham (March 20)
2007Trey Barham (April 2)
Chris Henderson (April 9)
2008Chris Henderson (March 24)
Michael Bowman (May 19)
2009Chris Henderson (March 23)
2010Michael Devine (April 12, Co-)

VaSID All-State

1984Bryan Augsburger
1990Marshall Simpson
Andy Beasley
1995Ryan Glynn
David Groseclose (HM)
1996Nate Shepperson
2000Ian Ostlund
2006Kelly Sweppenhiser
2008Tanner Biagini (First Team)
Chris Duty (Second Team)
2010Cory Spangenberg
Jordan Ballard, Sam Roberts (Second Team)

VMI Sports Hall of Fame

The following former baseball players have been inducted into the VMI Sports Hall of Fame:

Paul Caldwell '261972*
William Couper '041972*
Joseph Hatchet '251972*
Frank M. Page, Jr. '231972*
Charles Roberson '381972*
Robert Y. Conrad '051974
Claude "Red" Patton '501975
John L. Pitts '161975
Donny White '651975
Gilly Laughorn '311976
Cliff Heathcote '571977
Percy Sensabaugh '661977
Harold Williams '311978
Jack Tim White '691979
Weldon Eddins '621982
Phil Hubbard '831993
Greg Weddle '861997
Chris Finwood '882003
Ryan Glynn '952005

**Indicates charter member of the Hall of Fame*

When Was The Last Time...

When Was The Last Time VMI.....

Scored 20 or more runs in a game20, vs. Maryland Eastern Shore, March 6, 2010
Had 20 or more hits in a game23, vs. Maryland Eastern Shore, March 6, 2010
Scored 10 or more runs in an inning10, vs. High Point, May 21, 2011
Allowed 20 or more runs in a game23, vs. Presbyterian College-I, May 21, 2010
Allowed 20 or more hits in a game23, vs. Presbyterian College-I, May 21, 2010
Was shutoutat Coastal Carolina, May 1, 2011
Shutout an opponentvs. High Point (4-0), May 20, 2011
Pitched back-to-back complete games	...vs. UNCA (Smink & Henderson), March 21-22, 2009
Hit back-to-back home runsvs. VCU (Roberts & Spangenberg), April 20, 2010
Hit 5 or more home runs in a game5, vs. La Salle-Game 2, March 13, 2010
Hit 7 or more home runs in a game7, vs. Gardner-Webb, April 10, 2009 (School Record)
Had two players with five hits in a gamevs. UMES (S. Roberts, 6 & Hess, 5), May 9, 2008
Had two players with two home runs in a game	...vs. GWU (Haitsuka & Biagini), April 10, 2009
Allowed an Opponent 3 hits or less2, at Charleston Southern, April 15, 2011
Allowed an Opponent 1 hit or less1, vs. Coppin State, April 14, 2007
Swept a Conference series at homevs. UNC Asheville, May 13-15, 2011
Swept a Conference series on the roadat Charleston Southern, April 15-17, 2011
Beat a Ranked Teamat #27 James Madison (8-2), March 8, 2011
Beat a Ranked Team on the Roadat No. 10 Auburn (7-3), March 13, 2007
Won a Series Against a Ranked Teamvs. No. 16 Winthrop, May 19-21, 2006 (First Ever)
Won a Postseason Gamevs. #7 UNC Asheville (7-4), May 25, 2010 (Big South Champ.)
Was Ranked In A National Poll	...April 12, 2010, No. 26 by Collegiate Baseball (Highest-Ever)

When Was The Last Time A Keydet.....

Had five hits in a gameGraham Sullivan, vs. High Point, May 21, 2011
Scored five runs in a gameA.J. Yoder, vs. Gardner-Webb, April 10, 2009
Had seven RBI in a gameRobert Crumpler, vs. Fairfield, March 7, 2005
Hit three doubles in a gameAlex Haitsuka, vs. UNC Asheville, May 14, 2011
Hit two triples in a gameA.J. Yoder, vs. Savannah State, March 31, 2007
Hit a grand slamAlex Haitsuka, vs. Winthrop, May 16, 2010
Hit an inside-the-park home runMike Roberts, at Auburn, March 6, 2008
Had a pinch-hit home runAndrew Montague, vs. Presbyterian College, May 20, 2010
Hit two home runs in a gameJordan Ballard, at Gardner-Webb, April 10, 2010
Hit home runs in consecutive at bats	...Cory Spangenberg, at Gardner-Webb, April 9, 2010
Had a walk-off RBICory Spangenberg (HR), vs. La Salle-Game 1, March 13, 2010
Had a walk-off hitCory Spangenberg (HR), vs. La Salle-Game 1, March 13, 2010
Hit a walk-off home runCory Spangenberg (HR), vs. La Salle-Game 1, March 13, 2010
Hit for the cycleAlex Haitsuka, vs. Longwood, April 6, 2010
Had two hits in an inning	...Graham Sullivan & George Piccirilli, vs. High Point, May 21, 2011
Stole homeGraham Sulilvan (Double steal), vs. Rider, March 8, 2009
Stole five bases in a gameShane Geisslinger, vs. Richmond, April 12, 2006
Struck out 10 or more batters	...Michael Bowman (10), vs. Charleston Southern, May 16, 2008
Struck out 12 or more battersTrey Barham (12), at James Madison, May 17, 2006
Struck out 15 or more battersGrayson Craun (15), vs. Appalachian State, April 11, 1998
Pitched a complete game (9 inn.)Jason Farley, vs. Charleston Southern-2, March 27, 2010
Threw a shutout (9 inn.)J.J. Hollenbeck, vs. North Carolina A&T, May 13, 2006
Had a hitting streak of at least 15 gamesRobert Crumpler, Feb. 23-March 22, 2005 (15)
Had a hitting streak of at least 19 gamesAlex Haitsuka, Mar. 15-Apr. 19, 2011 (19)
Hit .400 in a season (Minimum 150 at bats)Greg Weddle, .446, 1986

Miscellaneous School Records

Most wins in a season34, 2007
Most consecutive wins10, Feb. 20-March 7, 2010
Most consecutive home wins15, February 24-April 7, 2007
Best record during a season29-5, April 14, 2010
Most losses in a season41, 2002
Most consecutive losses32, March 21-May 1, 1981


Batting Champions

1950"Red" Patton333
1951Neal Petree305
1952Neal Petree252
1953Dave Crockett345
1954Not Available
1955Not Available
1956Bobby Ross400
1957Bobby Ross292
1958Bobby Ross305
1959Bobby Ross218
1960Joe Gedro375
1961Alex Azezapa245
1962Joe Gedro275
1963Donny White391
1964Donny White329
1965Donny White261
1966Don McMenmim284
1967Skip Harding302
1968Tom Catlett346
1969J.C. Hanks343
1970Doug Rowe234
1971Ken Wester220
1972Lou Dowdy325
1973Rod Brewer408
1974Kimo Wong300
1975Kavie Thrift308
1976Russell Puckett398
1977Kelly Lombard344
1978John Hobbs302
1979Mark Vasco316
1980Phil Hubbard416
1981Scott Gines313
1982Phil Hubbard424
1983Mike Lamore369
1984Kelly Raber343
1985Mike Lamore373
1986Greg Weddle446
1987Gary Sibayan359
1988Chris Finwood399
1989Ren O'Ferrall355
1990Marshall Simpson393
1991Ray Flowers289
1992Ray Flowers294
1993Brian Adams326
1994Louie Napoleon307
1995David Groseclose341
1996Nate Shepperson361
1997Franco Martin325
1998Chris Catanzaro346
1999Eric Walker376
2000Chris Catanzaro392
2001Chris Catanzaro335
2002Jason Annis308
2003Andy Barden318
2004Kelly Sweppenhiser367
2005Kelly Sweppenhiser370
2006Kelly Sweppenhiser350
2007Robert Crumpler330
2008Sam Roberts348
2009Jordan Ballard366
2010Cory Spangenberg370
2011Graham Sullivan358

All-Time Roster (1963-Present)

-A-A-A-A-

ABELON, Patrick	1997
ACORS, Duke	2002-05
ADAMS, Brian	1990-93
ADAMS, Jay	1994-95, 97-98
ADLEMAN, Jay	1982



Brian Adams

AIRAGHI, Mark	1980-83
ALLEN, Ed	1995-96
AMOS, J.R.	1963
ANDREWS, Andy	1976-79
ANNIS, Jason	2000-03
ANTON, Mike	2004-05
ARMBRUSTER, George	1986-89
ATKINSON, R.	1963-64
AUGSBURGER, Bryan	1982-85

-B-B-B-B-

BABER, Jon	2002-05
BACH, Connor	2011
BACHMAN, Corey	2004-07
BALLARD, Jordan	2007-10
BARDEN, Andy	2000-03
BAREFOOT, Ryan	2008-10
BARGER, Steve	1979-80
BARHAM, Trey	2005-08
BARKER, Danny	1971
BARKSDALE, Harry	1972-75
BARROW, Wes	1996-99
BASS, Stan	1980, 82-83
BATTS, Terry	1989-92
BEASLEY, Andy	1987-90
BEITZEL, Vern	1969-72
BENDA, Austin	2008
BIAGINI, Tanner	2007-10
BIGGS, John	1970-71
BINGLER, Travis	1995
BIRAM, Walter	1973
BOOTH, Kevin	2006
BOWDEN, Ron	1980-82
BOWMAN, Michael	2006-08
BOYETTE, Ed	1992-94
BOYNTON, L.	1964
BRADFORD, Ben	1996-99
BRANNER, Wade	1982-83
BRECKENRIDGE, Jim	1965-67
BRENT, Bill	1966-67
BREWER, Rod	1973
BRIGGS, Don	1977-79
BRIGGS, Justin	2000-03
BROOKS, Chris	2002-04
BROOKS, Chris	1998
BROWN, Jere	1989
BROWN, Jeremy	2009-11
BROWN, M.W.	1974
BROWN, Tyler	2009
BRUST, Tim	2009
BRYANT, Scott	1982-85

BUCHANAN, Chase	2004-06
BUCK, Glen	1989, 91-92
BURGWYN, C.P.E.	1974
BUNN, Chris	1987-88
BURGESS, Kenny	1980-83
BURRUS, Brian	1993-94
BURT, Mike	1979-80
BUSH, Joe	1963-65
BUSHEY, Art	1968-69
BUTLER, Larry	1979

-C-C-C-C-

CAGE, Matt	2001-04
CARPENTER, Adam	2007
CARVER, Fred	1968-70
CASHER, Ian	2004-07
CATANZARO, Chris	1998-01
CATHER, W.	1963-64
CATLETT, Tom	1967-69
CHAPMAN, Howard	1966
CHARLES, Johnny	1989
CHERNISKY, Chris	1990-92
CHICOLI, John	1984-85
CLEATON, Frank	1968-70
CLEMENTS, Michael	2005
COAKLEY, Mike	2001-03
COFER, Chris	1993-96
COLLETTI, Mike	1983-86
COLLIE, Dave	1981
COLVIN, Ryan	1998-01
CONQUES, Duane	1963-65
COOK, Rick	1968-69
CORLEY, Jerry	1976
CORRAO, Tony	1997
COULTER,	1970
COVINGTON, Tristen	2003-04
COWARDIN, Lew	1968, 70
COWGILL, Coby	2010-11
COX, Tim	1980
CRAFT, Mark	1987-90
CRANE, Stan	1969, 72
CRAUN, Grayson	1997-98, 00
CROCKER, Randy	1967-69
CRONE, Sandy	1990-91
CROTWELL, Henry	1966
CRUM, Kevin	2006-07
CRUMPLER, Robert	2004-07

-D-D-D-D-

DANIELS, L.C.	1974
DARIN, Joe	2000
DARNELL, Dan	1972-75
DAVIES, Jeff	1978-80
DAVIS, Brad	1997
DAVIS, Jaime	2005
DAVIS, Paul	1979-80
DAVIS, Phil	1967
DEAL, Andrew	2009-11
DEARMAN, Andy	1973
DeLEO, W.T.	1963
DeMARIA, Jeff	2002-05
DeMEO, L.J.	1974
DeWATERS, Jerry	1972
DEVINE, Michael	2009-11
DICKINSON, Rob	2010-11
DI DIO, Alex	2005
DIETRICH, Kris	1995-96
DIXON, David	1996-98
DOCZI, Mike	1987-89, 91
DOW, Frank	1982-84
DOWDY, Louis	1971-72, 74
DOWNS, David	1989, 91
DUANE, Harley	1965-66
DUNLAP, Chase	2005
DURHAM, Brian	1985-86

DUTY, Chris	2007-10
-------------	---------

-E-E-E-E-

EARLE, R.A.	1963
EAST, Eric	1997-00
EDEN, Mike	1981-82
EDWARDS, Matt	2006-09
ELLIS, Rian	2011
ELLIOT, John	2001
ENTZ, Brett	2008
ERBE, Elliott	2002-05
EVANS, Chad	1991

-F-F-F-F-

FARLEY, Jason	2008, 2010-11
FERGUSON, Glenn	1984-87
FIELDS, Jacoby	2004-07
FINWOOD, Chris	1985-88
FITCHETT, Doug	1974-76
FLAHERTY, Collin	2009-10
FLORA, Lefty	2008-11
FLOWERS, Ray	1991-93
FRAZIER, Randle	1971
FRESIA, Jerry	1967-69
FRICK, Ken	1966
FRIEND, John	1979-82
FRISHKORN, Jim	1978-80
FRISKI, Steve	1968-70
FRITZ, Dan	1979-80

-G-G-G-G-

GALLEO, Darren	1986-89
GARNETT, Johnny	1979
GARRETT, John	2010-11
GATES, Randy	1975-77
GAUSEPOHL, Jeff	1963-65
GEISSLINGER, Shane	2005-08
GENTILE, Tony	1967-68
GINES, Scott	1980-83
GLOVER, John	1986-89
GLYNN, Ryan	1993-95
GOLDMAN, Michael	1997-00
GOOD, B.T.	2003-06
GOODALE, Kyle	2009
GOODE, John	2004-07
GOODRICH, Billy	1992-95
GRAHAM, Chris	1991
GREGG, Jim	1965-66
GREGORY, Bruce	1968
GRIFFIN, Matt	1977-80
GRIFFIN, Ryan	1992-93
GROSECLOSE, David	1992-95

-H-H-H-H-

HACKEMEYER, Denny	1977-78
HADRA, Jon	2001-04
HAINES, Andrew	2005-06
HAITSUKA, Alex	2008-11
HAMLET, Dick	1968
HANEY, Drew	1993-96
HANKS, J.C.	1968-70
HARDING, Skip	1967-68
HARDY, Bill	1975-78
HARPER, Jeremy	2000-03
HARRELL, Wayne	1970-72
HARRISON, Romando	1994-95
HARTMAN, Dee	1965-66
HAVELIN, M.A.	1974
HAVIRD, Ley	1987, 89-90
HAWKINS, Berkley	2011
HAYDEN, Thomas	2006-07
HAYES, Grant	1990
HAYES, R.E.	1974
HAZELWOOD, Mark	1991-94

HEINE, Rick	1985-86
HELMS, Heith	1996-97
HENDERSON, Chris	2006-09
HENDRIX, Phil	2000-03
HENKEL, Bobby	1976-78
HENKEL, Campbell	2011
HERMON, G.R.	1963
HESS, Justin	2007-08, 11
HESS, Rick	1971
HIGHTOWER, Dick	1963-65
HILLER, Steve	1981-84
HINES, B.	1963-64
HINES, Doug	1973
HINKEL, Bob	1965-67
HOBBS	1978
HOLDER, Cody	2011
HOLLENBECK, J.J.	2003-06
HOLLOWAY, Donnie	1990-92
HOLMES, Rob	1981-84
HOLMES, Wilt	1976
HOLT, John	1966
HOWLE, Brannon	1996-99
HUBBARD, Phil	1980-83
HUCKABEE, Jeff	1971-74
HUDGINS, Matt	2003-04
HUGHES, Abe	1999
HUGHES, Danny	1996-97
HUNT, Wayne	1994
HUNTER, R.	1964
HUPP, W.T.	1974
HUTHWAITE, Doug	1971

-I-I-I-I-

IKENBERRY, Marlin	1992-95
IKENBERRY, Merlin	1992-95
ISAACS, Garland	1973, 75

-J-J-J-J-

JANNUSCH, Mike	1988-90
JEFFERSON, Larry	1970-72
JOHNSON, Barry	1987-90
JOHNSON, Stephen	1999-00
JONES, Craig	1977-80
JONES, Jeff	1999
JORDAN, John	1988
JUDD, Seth	1988-89

-K-K-K-K-

KASPER, Kelly	1989-91
KASS, Matt	1998
KELLY, Mike	1988
KELLY, Billy	1992-93
KENNEDY, Zach	2001-04
KENT, Allen	2001-02
KIELTY, Tim	1985
KIELY, Pat	1988, 90-91
KING, Curtis	1971
KING, Orville	1972
KIRK, J.B.	1974
KITCHEN, Dale	1972
KITCHEN, James	1971
KOKOLIS, Pete	1995-96
KRUTHOF, Adam	2008-10
KURTZ, Rick	1990

-L-L-L-L-

LADD, Bob	1967
LAMAS, Robert	2007
LAMORE, Mike	1982-85
LANDBERG, Michael	1997-99
LANIER, Phil	1966-67
LAWSON, Andrew	2000-01
LEAKE, Matt	2002
LEE, Mark	1979
LEGG, Josh	2004-05

All-Time Roster (1963-Present)

LEGGETT1978
 LEVENSON, Jeff1981
 LEWIN, Dennis1972-75
 LICHTER, James2007
 LIFFICK, Matt2001-04
 LITTLE, Charles1971-74
 LITWIN, Richard2002-06
 LITZ, Ryan2007
 LOCHER, John1979
 LOMBARD, Kelly1976-79
 LONG, Jon1997-99
 LOPEZ, Adam2009-11
 LOTTMAN, David2007-08
 LOUGHRIDGE, Billy1963-65
 LYLES, Willie1999-02
 LYNCH, Henry2002-03

-M-M-M-M-M-

MACKEY, Chris1993-94
 MAJOR, Jason2003-04,06
 MALESKI, Mike2003-04
 MALLON, Jim1973-74
 MAINI, Paul1964
 MANIS, Mike1968
 MAROHN, Chip1976-77
 MARSHALL, Howard1967
 MARTIN, Brooks2009-11
 MARTIN, Franco1994-97
 MARTIN, Peyton1994
 MARTINSON, Cody1999
 MASSENBURG, Brandon2003-05
 MASSIE, B.1974
 MAJURER, Jim1963-65
 MAYERS, Eric2011
 MAYS1970
 McADAMS, Ryan1990
 McALLISTER, Kenny1981-83
 McCLOSKEY, Joe1983-86
 McGINNIS, Tommy1983-86
 McKAIN, R.1964
 McMENAMIN, Don1965-67
 McPHERSON, Josh2007-09
 McQUAIG, Miles2010
 MICHAELS, Glenn1965-66
 MIHALIK, Tom1975-77
 MIKULA, Ned1971
 MILLER, Colin2008-09
 MILLIGAN, Ron1976
 MINEY, Brendan1977-80
 MINOR, Gil1963
 MINOR Jr., Gil1990-91
 MITCHELL, Ryan1997-99
 MONTAGUE, Andrew2010-11
 MONTANO, Dave1981
 MOORE, Scott1990
 MOORE, Dale1994-97
 MORGAN, Allen1973
 MORGAN, Hank1996-97
 MORLEY, Jacob2009-11
 MORRIS, Kyle1999
 MOTLEY, Sam1981
 MULKEY, Travis2005-06
 MUNSEY, J.M.1974
 MURRER, Matt2008
 MYERS, M.J.1974
 MYERS, Steele2009-10

-N-N-N-N-N-

NAFF, Hunter2007
 NAPOLEON, Louie1993-96
 NAWROCKI, Phil1996-97
 NEHLS, Richard1978-79

-O-O-O-O-O-

O'BOOK, Jimmy1979

O'FERRALL, Patrick1989-92
 O'FERRALL, Ren1986-89
 ONOFREI, Matt1996
 OSTLUND, Issac2004,06
 OSTLUND, Ian1998-00
 OTWELL, Steve1970-71
 OWENS, Josh2001-05

-P-P-P-P-P-

PADGETT, Oscar1970-71
 PAGONES, Jim1970
 PALMER, Steve1985
 PARKER, R.1964
 PARKER, Read1997
 PARROTT, John1985-87,89
 PARSONS, Stephen2005
 PATE, John1971-74
 PAULETTE, Bill1967-69
 PAULETTE, Will2002-05
 PAULS, Phil1966
 PAYNE, John1991-94
 PEARSON, Ed1997-00
 PEDIGO, Hank1967-68
 PEED, Jeremy2009
 PENNINGTON, Ken1967-68
 PERRIN, Mark1976-77
 PHELPS, John2006-07,09
 PHELPS, Mike1991-93
 PHILLIPS, David1982-84
 PHILLIPS, Marc1991-94
 PICCIRILLI, George2009-11
 PINGREE, Jim1983
 PLOTT, Harold1971-72
 PORTER, Brandon1994
 PORTER, Robin1965-66
 POULOS, Matt1999-00
 POWELL1978
 POWROZNIK, Travis1996-97
 PREDDY, Rob1979-82
 PRIOLETTI, T.J.2007
 PROCISE, David1992-93
 PROSSER, John1965
 PUCKETT, Russell1975-77
 PULLEY, Tom1984

-R-R-R-R-R-

RABER, Kelly1982,84
 RADLE, Tom1980
 RAMSEY, Matt2001
 RAND, Ben2001-03
 REED, Don1964-66
 REED, Clint2005-06
 REEDER, K.R.1963
 REID, Dave1967-69
 REIDEL, Leonard1972,74
 REILLY, John1990-91
 REINARD, Bruce1976-79
 RHODES, Trey1987-90
 RICE, Chad2004-07
 RIDLEY, Thomas1972-74
 RILEY, Chris1998-01
 RILEY, Rob1998-01
 RIVERA, Karter2009-10
 RIVERS, Ombri2010
 ROBB, Jack1967-68
 ROBERTS, Jeff1996-98
 ROBERTS, Mike2006-08
 ROBERTS, Sam2008-11
 ROBINSON, Jay1993
 RODGERS, Robert1980
 RODRIGUEZ, E.D.1974
 ROLAN, Louis1979-80
 ROSS, Donnie1973-74
 ROUNDTREE, Jim1966-67
 ROWE, Doug1969-71

ROYSTON, J.R.2001-04
 RUCKER, Kyle2007
 RUSSELL, Sandy1981
 RUSSO, Chris2011

-S-S-S-S-S-

SADLER, Mike1969
 SAMUELSON, Keith1981
 SANDRIDGE, Brian2006-09
 SANFORD, John1975-76
 SANFORD, Robert1975-77
 SAUNDERS, Bert1982-85
 SAVAGE1978-79
 SCHENK, Joey1992-95
 SCHMAUS, Charlie1965-67
 SCHOTT, Jon1998-01
 SEAWELL, Sean2004
 SECRIST, Greg1985
 SELBY, Field1971-72
 SELDON, Greg1974-75
 SENSABAUGH, Percy1964-65,67
 SHARP, David1999-00
 SHEPPERSON, Nate1994-97
 SHU, Rod1968-70
 SIBAYAN, Gary1986-89
 SIMPSON, Marshall1987-90
 SJOLUND, Karl1983-86
 SLATER, Tom1987-90
 SLOAN, John1999-01
 SMILEY, Jeff1983-86
 SMINK, Travis2006-09
 SMITH, Dan1995-97
 SMITH, Matt2002-05
 SMITH, Thane2004-05, 07-08
 SMITH, Wilber1969-70
 SMITH, Will2005-07
 SMITH, W.G.1994-97
 SNEAD, Lenny1976
 SNOW, Randy1968-71
 SNOW, Scott1974-77
 SPANGENBERG, Cory2010
 SPARKS, Richard1986-89
 SPRADLIN, Josh1997-00
 SPRIETSMA, Charles1991
 STABLES, Bruce1986
 STEGEMERTEN, Rick1970-71
 STONE, Allen1988-91
 STONE, Richard1985-87
 STRAIN, Billy1990-91
 SULLIVAN, Dave1994-96
 SULLIVAN, Graham2008-11
 SULLIVAN, Shane1983-84
 SWEIGART, Marlin1963-65
 SWEPENHISER, Kelly2003-06
 SWIENCINSKI, Brian1986-88

-T-T-T-T-T-

TARSOVICH, Jordan2011
 TATE, Jason2007
 TAVENNER, James1988-91
 TAYLOR, John1965-66
 TERRY, Billy1990-93
 TERRY, Ruben1965-67
 THOMAS, John1968
 THOMAS, Travis2010-11
 THOMPkins, Scott1996-99
 THOMS, Jimmy2002-05
 THRIFT, Kevin1973,75-76
 THUJO, K.Y.1974
 TILLEY, Todd1986-89
 TOGNOLI, Chris1986-87
 TOPPING, Justin2008-11
 TUJO, Chris1992-94
 TURNAGE, Brian1992-95
 TURNER1984

TYLER, David1983-84

-U-U-U-U-U-

UPHAM, Brent2004
 UPTON, Phil1973

-V-V-V-V-V-

VAN ES, Eddie2006-07
 VARNEY, Gary1974-76
 VASCO, Mark1979-81
 VELA, Mike1976-79
 VLASS, Barry1973

-W-W-W-W-W-

WADE, Jon2002-04
 WALKER, Ben1983-85,87
 WALKER, Eric1997-00
 WALTON, R.S.1963
 WARD, Shawn1996
 WATTS, Alan2009-11
 WEDDLE, Greg1983-86
 WELLS, Greg1999
 WERTZ, Brent1988
 WESTER, Ken1969-72
 WHARTON, Kemper1981-84
 WHISENANT, H.A.1963
 WHITE, Donny1964-65
 WHITE, J.J.1963
 WHITE, Jack1967
 WHITE, Joe1975-76
 WHITE, Tim1968-69
 WHITFORD, T.W.1963
 WHITT, E.1964
 WILLIAMS, Jay1980-82
 WILLIAMS, Terrell1973-74
 WILLIAMS, Timmy1992,94
 WILLIAMS, Warren1990-93
 WILSON, Brent1985
 WILSON, Jonathan2003-04
 WIMMER, Allan2003-04
 WIMMER, Chris2005
 WONG, Michael1972-75
 WOOD, D.T.1984-87
 WOOD, Daniel2006-08
 WOODS, Scott1973-74
 WOOLVINE, Andy1980-82
 WORKMAN, Jim1963-65
 WORTHINGTON, Chase2009-11
 WYRICK, Scott1985

-Y-Y-Y-Y-Y-

YATES, Jeff1975,77-78
 YATES, John1996-99
 YODER, A.J.2006-09
 YOUNG, Billy1975-78
 YOUNG, Robert1965-67

-Z-Z-Z-Z-Z-

ZARELLA, Joey2010-11

1951

1-20, 0-12 SoCon

Coach: Frank Summers

M20	at Camp Lejeune Marines	L	0-16
M23	at Camp Lejeune Marines	L	1-11
M24	at Cherry Point Marines	L	3-9
A7	at Roanoke	L	1-4
A13	Michigan	L	3-22
A14	Roanoke	W	6-1
A17	*Richmond	L	1-13
A18	at Virginia	L	2-12
A21	*George Washington	L	2-14
A25	*at Virginia Tech	L	0-9
A26	at Quantico Marines	L	1-25
A27	*at George Washington	L	7-20
A28	*at Maryland	L	2-12
M2	*West Virginia	L	2-4
M2	*West Virginia	L	6-9
M4	*William & Mary	L	10-29
M7	*Maryland	L	3-7
M11	*at Richmond	L	3-5
M12	*at William & Mary	L	3-5
M16	*Virginia Tech	L	1-16
M18	Virginia	L	2-7

1952

1-13, 1-8 SoCon

Coach: Vince Ragunas

	Maine	L	10-11
	*at Richmond	L	5-11
	*at William & Mary	L	1-3
	*George Washington	L	12-18
	*Virginia Tech	L	2-3
	at Virginia	L	5-12
	*William & Mary	W	9-8
	Hampden-Sydney	L	2-9
	at Hampden-Sydney	L	4-21
	Virginia	L	2-9
	*West Virginia	L	4-8
	*West Virginia	L	1-7
	*Richmond	L	4-5
	*at Virginia Tech	L	1-2

1953

7-7, 4-4 SoCon

Coach: Chuck Noe

	Long Island	L	7-10
	Long Island	W	8-7
	Ithaca	L	5-6
	*George Washington	L	1-19
	Virginia	L	1-6
	*George Washington	W	11-10
	*Maryland	L	3-5
	Richmond Prof. Institute	W	19-1
	*Maryland	L	0-6
	Hampden-Sydney	W	13-7
	*Virginia Tech	W	3-1
	*William & Mary	W	8-6
	*Richmond	W	3-2
	*Richmond	L	2-4

1954

12-6, 6-4 SoCon

Coach: Chuck Noe

A3	Washington (Md.)	W	25-5
A6	Bridgewater	W	7-4
A9	*George Washington	W	6-4
A22	Maryland	L	7-13
A24	*West Virginia	L	3-5
A26	Richmond Prof. Institute	W	20-3
A28	*Virginia Tech	L	2-5
A30	*Richmond	L	5-8
M1	*William & Mary	W	25-3
M5	*William & Mary	W	19-2
M6	*Richmond	W	11-9
M8	*Davidson	W	12-1
M10	*George Washington	L	6-9

M12	Virginia	L	3-7
M17	*Virginia Tech	W	5-3
M21	Virginia	W	7-5
M22	Lynchburg	W	10-4
M25	Lynchburg	W	9-2

1955

12-8, 6-7 SoCon

Coach: Chuck Noe

	*Furman	W	3-2
	Richmond Prof. Institute	W	5-4
	Salem	W	7-5
	Salem	W	6-3
	*at Richmond	L	0-8
	*William & Mary	L	13-14
	Richmond Prof. Institute	W	7-2
	Virginia	W	6-5
	*West Virginia	L	0-11
	*West Virginia	L	4-5
	West Virginia Tech	W	14-13
	*William & Mary	W	9-8
	*George Washington	W	8-6
	*Virginia Tech	W	9-8
	*Richmond	L	14-16
	*Davidson	W	6-1
	*Virginia Tech	L	3-9
	*The Citadel	W	10-4
	*The Citadel	L	3-17
	Virginia	L	1-2

1956

12-10, 7-7 SoCon

Coach: Jack Null

	Michigan State	L	3-6
	*The Citadel	L	2-7
	*The Citadel	W	8-4
	Akron	W	8-7
	*Davidson	W	9-0
	*Davidson	W	5-4
	*William & Mary	L	3-6
	*Richmond	L	3-7
	*Virginia Tech	L	2-3
	Hampden-Sydney	L	12-16
	*William & Mary	W	4-2
	*George Washington	L	1-11
	Hampden-Sydney	W	16-13
	*West Virginia	W	6-5
	*West Virginia	W	7-4
	*George Washington	L	2-16
	Virginia	W	8-5
	*Richmond	W	8-1
	*Virginia Tech	L	5-11
	Lynchburg	W	10-0
	Lynchburg	W	7-5
	Virginia	L	2-4

1957

8-13, 4-6 SoCon

Coach: Jack Null

M25	Richmond Prof. Institute	L	5-6
M26	Cornell	L	6-16
M27	Cornell	W	5-3
M28	Cornell	L	1-9
A2	Virginia	L	0-2
A6	*Davidson	W	3-0
A6	*Davidson	L	2-9
A10	*Virginia Tech	W	8-1
A12	*George Washington	L	5-10
A13	Pittsburgh	L	3-8
A13	Pittsburgh	W	11-9
A27	Virginia	L	4-10
M1	*Richmond	L	1-2
M2	*William & Mary	W	3-1
M4	*George Washington	L	7-11
M7	*at Richmond	L	1-21
M8	*William & Mary	W	7-0
M10	Randolph-Macon	L	3-7

M11	Marshall	W	9-3
M15	*Virginia Tech	L	2-4
M18	Lynchburg	W	11-1

1958

4-12, 2-8 SoCon

Coach: Jack Null

	Quantico Marines	L	3-10
	Quantico Marines	W	8-4
	Hampden-Sydney	L	1-9
	*William & Mary	W	9-1
	*Richmond	L	3-9
	Virginia	W	13-5
	*The Citadel	L	3-5
	*The Citadel	L	2-7
	Hampden-Sydney	L	2-17
	*Davidson	L	7-10
	*Davidson	L	4-9
	*William & Mary	W	11-0
	*at Richmond	L	1-10
	Navy	L	2-12
	*George Washington	L	0-10
	*George Washington	L	1-18

1959

5-11, 5-10 SoCon

Coach: Weenie Miller

	*Davidson	L	1-6
	*Davidson	W	6-4
	*Virginia Tech	W	3-2
	*Furman	L	5-7
	*Furman	L	7-8
	*The Citadel	L	0-11
	*The Citadel	L	0-4
	*West Virginia	W	4-3
	*West Virginia	W	4-3
	*William & Mary	W	2-1
	*George Washington	L	0-18
	Hampden-Sydney	L	4-14
	*William & Mary	L	2-4
	*at Richmond	L	3-6
	*George Washington	L	3-13
	*Virginia Tech	L	9-12

1960

6-8, 5-8 SoCon

Coach: Weenie Miller

	*George Washington	W	15-8
	Virginia	W	17-6
	*Richmond	L	2-15
	*Virginia Tech	L	0-8
	*Furman	L	4-5
	*Furman	L	8-10
	*William & Mary	W	10-4
	*The Citadel	L	2-9
	*The Citadel	W	4-3
	*William & Mary	W	6-3
	*at Richmond	L	8-10
	*Virginia Tech	L	4-10
	*West Virginia	L	1-2
	*West Virginia	W	6-3

1961

7-7, 6-6 SoCon

Coach: Weenie Miller

	Colgate	W	6-4
	Virginia	L	3-8
	*The Citadel	W	3-1
	*The Citadel	L	3-9
	*Richmond	L	0-5
	*William & Mary	W	5-1
	*George Washington	W	11-2
	*Davidson	W	4-1
	*Davidson	L	1-5
	*Furman	W	2-0
	*Richmond	L	2-4
	*Virginia Tech	W	3-2

All-Time Results

*West Virginia	L	1-2
*West Virginia	L	2-5

1962

8-7, 7-7 SoCon

Coach: Charlie McGinnis

*Davidson	W	2-0
*Davidson	W	3-1
*William & Mary	L	5-7
*Richmond	L	4-5
*Virginia Tech	W	8-7
*West Virginia	L	1-2
*West Virginia	L	5-8
*Virginia Tech	W	4-0
Virginia	W	7-1
*The Citadel	W	3-2
*The Citadel	L	0-6
*George Washington	W	7-3
*George Washington	W	3-1
*William & Mary	L	1-4
*at Richmond	L	0-13

1963

14-11, 7-7 SoCon

Coach: Charlie McGinnis

at West Georgia	W	4-3
at West Georgia	L	1-2
at Oglethorpe	W	4-1
at Presbyterian	L	6-8
at Presbyterian	W	6-3
*at The Citadel	L	0-5
*at The Citadel	W	7-5
at St. Andrews	W	9-2
A4 Bridgewater	W	23-8
A8 *Davidson	W	4-3
A8 *Davidson	W	9-4
Old Dominion	L	1-6
St. Andrews	W	18-6 (7)
*William & Mary	W	6-3
Georgetown	W	5-0
*George Washington	L	3-4
*Virginia Tech	L	4-5
Virginia	L	1-12
*Virginia Tech	L	3-4
*Richmond	L	3-4
*William & Mary	W	6-5
*George Washington	W	6-1
M14 *Richmond	W	4-2
M18 *at West Virginia	L	4-5
M18 *at West Virginia	L	2-7

1964

11-12-1, 5-9 SoCon

Coach: Charlie McGinnis

M27 Bucknell	W	4-0
M28 Bucknell	W	3-1
M30 at Mercer	T	2-2 (11)
A1 at Georgia	L	1-12
A1 at Georgia	L	5-11
A2 at Presbyterian	W	4-0
A3 at Presbyterian	W	4-0
A3 at Presbyterian	W	19-4 (6)
A9 Rhode Island	W	3-2
A11 *West Virginia	L	2-3
A11 *West Virginia	L	2-9
A15 Old Dominion	L	1-4
A17 *William & Mary	W	8-3
A21 *Virginia Tech	W	4-2
A24 *at William & Mary	W	6-4
*at Richmond	W	9-4
M2 *The Citadel	L	0-1 (11)
M2 *The Citadel	W	5-3
M7 *at Davidson	L	3-4
M7 *at Davidson	L	1-7
M11 *at Virginia Tech	L	6-8
M13 *Richmond	L	0-4
M17 *George Washington	L	3-8

M17 *George Washington	L	4-9
------------------------	---	-----

1965

15-9, 8-6 SoCon

Coach: Charlie McGinnis

\$vs. Colby	W	5-2
\$vs. Rollins	W	5-3
\$vs. Princeton	L	3-6
\$vs. Colby	W	6-2
\$at Rollins	L	2-3
\$vs. Princeton	L	3-6
*at The Citadel	L	1-4
*at The Citadel	W	3-2
at St. Andrews	W	3-2
*at William & Mary	W	3-1
*at Richmond	L	6-9
A14 Castleton State	W	4-0
A16 *William & Mary	W	6-1
A17 Marietta	W	6-5
A20 *Virginia Tech	W	2-1
A29 Virginia	W	3-2
M1 *Davidson	W	1-0
M1 *Davidson	W	3-0
M5 *at Virginia Tech	L	?-6
M10 *Furman	L	0-1
M10 *Furman	L	0-7
M12 *Richmond	W	3-2
M14 *at West Virginia	W	7-3 (13)
M14 *at West Virginia	L	1-3

\$-Game Played at Winter Park, Fla.-Rollins College Tournament

1966

10-13, 6-10 SoCon

Coach: Fred Kelly

M25 *at Davidson	L	5-6
M25 *at Davidson	W	2-1
A6 Castleton State	W	19-7
A8 *William & Mary	L	3-7
A11 Marietta	W	6-0
A11 Marietta	W	7-2
A16 *George Washington	L	2-9
A16 *George Washington	W	1-0 (8)
A20 Virginia Tech	L	0-4
A23 *The Citadel	W	3-2
A23 *The Citadel	W	1-0
A25 *East Carolina	L	0-7
A25 *East Carolina	L	0-5
M3 *at William & Mary	L	0-4
M4 *at Richmond	L	2-3
M4 *at Richmond	W	2-1
M6 Old Dominion	W	6-5 (13)
M10 at Virginia Tech	L	5-6 (10)
M12 *at Furman	W	2-1
M12 *at Furman	L	2-4
M14 *West Virginia	L	2-5
M14 *West Virginia	L	1-4
M17 at Virginia	L	6-12

1967

9-11, 7-9 SoCon

Coach: Fred Kelly

M24 *at William & Mary	L	3-8
A8 *Davidson	W	10-0
A8 *Davidson	W	12-2
A9 *William & Mary	W	4-2
A12 Virginia	W	2-0
A15 *at East Carolina	L	0-13
A15 *at East Carolina	L	0-6
A19 *at Richmond	L	3-7
A22 *at West Virginia	L	0-3
A22 *at West Virginia	L	0-2
A29 *Furman	W	6-3
A29 *Furman	W	7-6
M2 Old Dominion	L	5-7
M4 Virginia Tech	W	5-4 (11)
M6 *at The Citadel	L	2-8

M6 *at The Citadel	W	5-0
M10 *Richmond	W	6-2
M13 *at George Washington	L	0-1
M13 *at George Washington	L	3-5
M18 at Virginia Tech	L	0-4

1968

7-8, 3-5 SoCon

Coach: Chuck Roys

A5 Marshall	W	7-5
A5 Marshall	L	1-4
A6 *at Richmond	W	5-4
A10 *at West Virginia	L	1-6
A10 *at West Virginia	L	2-3
A15 *William & Mary	L	4-5
A15 *William & Mary	L	0-3
A19 Old Dominion	W	10-9
A19 Old Dominion	W	6-4
A23 Emory & Henry	W	9-2
A27 *George Washington	W	3-2
A27 *George Washington	W	7-4
M7 *Richmond	L	1-4
M10 at Virginia Tech	L	2-14
M16 Virginia Tech	L	2-4

1969

10-12, 8-7 SoCon-Championship Finalists

Coach: Chuck Roys

M22 *at William & Mary	L	6-7
M22 *at William & Mary	L	1-3
M31 *at Furman	L	0-7
A1 *at Davidson	L	8-11
A7 at Virginia	L	1-6
A11 at Virginia Tech	L	3-6
A12 *William & Mary	W	7-4
A12 *William & Mary	L	3-8
A15 *at George Washington	L	1-6
A15 *at George Washington	W	4-1
A20 *The Citadel	W	6-5
A22 *George Washington	W	3-2
A22 *George Washington	W	2-1
A25 Virginia Tech	W	8-6
A27 *East Carolina	W	8-6
A27 *East Carolina	L	2-5
Old Dominion	L	1-2
M2 *Richmond	W	2-0
M2 *Richmond	W	2-0
SoCon Northern Division Playoff (Colonial Heights, Va.)		
M15 William & Mary	W	5-3 (13)
SoCon Championship Finals (Fort Eustis, Va.)		
M16 Furman	L	2-7
M17 Furman	L	4-5

1970

6-13, 4-9 SoCon

Coach: Tom Sawyer

Bucknell	W	4-3
*Richmond	W	2-0
*Richmond	W	2-1
Old Dominion	L	0-1
Old Dominion	W	2-1
*George Washington	L	2-12
*George Washington	L	1-3
*William & Mary	L	0-2
*William & Mary	L	6-7
*William & Mary	L	1-4
*William & Mary	W	3-1
*The Citadel	L	2-3 (11)
A19 *at East Carolina	L	0-7
Virginia	L	1-5
Virginia Tech	L	0-2
*Furman	L	1-4
Virginia Tech	L	0-3
*George Washington	L	1-2
*George Washington	W	4-3

1971

5-24, 1-15 SoCon

Coach: Tom Sawyer

M20	St. Francis (N.Y.)	W	7-5
M21	Long Island	L	1-7
M21	Long Island	L	5-7
M25	at Washington & Lee	W	10-2
M29	*at Furman	L	1-2
M29	*at Furman	L	2-4
M30	*at Davidson	L	0-1
M30	*at Davidson	L	0-3
A1	Virginia Tech	L	2-13
A4	*East Carolina	L	2-8
A4	*East Carolina	L	1-8
A8	Southern Connecticut State	L	0-3
A10	*William & Mary	L	1-6
A10	*William & Mary	W	1-0
A12	*The Citadel	L	2-6
A12	*The Citadel	L	0-2
A15	at Western Carolina	L	3-4 (10)
A17	at Appalachian State	W	3-0
A17	at Appalachian State	L	2-3
A18	George Washington	L	4-16
A20	*Richmond	L	0-6
A20	*Richmond	L	5-7
A24	*at William & Mary	L	1-2
A24	*at William & Mary	L	3-9
A26	at Virginia	L	2-9
A29	*at Richmond	L	0-6
A29	*at Richmond	L	3-9
A30	Old Dominion	L	3-9
A30	Old Dominion	W	3-1

1972

6-19, 3-13 SoCon

Coach: Phil Tucker

M25	at James Madison	W	2-1
M28	Bethany	W	2-0
A3	at Virginia Tech	L	0-4
A5	Southern Connecticut State	L	6-15
A9	*Davidson	W	3-0
A10	*at William & Mary	L	1-12
A10	*at William & Mary	L	4-5
A15	*Furman	L	1-5
A16	*Furman	L	1-3
A17	*William & Mary	W	2-1
A17	*William & Mary	L	2-3
A19	*at The Citadel	L	2-3
A19	*at The Citadel	W	3-2
A21	*at East Carolina	L	0-14
A21	*at East Carolina	L	0-5
A23	*East Carolina	L	2-3
A25	Virginia	L	4-9
A26	Appalachian State	L	0-7
A26	Appalachian State	W	3-2
A29	*at Richmond	L	4-7
A29	*at Richmond	L	3-4
M2	*Richmond	L	5-13
M2	*Richmond	L	3-7
M7	Virginia Tech	L	0-2
M7	Washington & Lee	L	1-2

1973

3-14, 0-11 SoCon

Coach: Phil Tucker

M24	James Madison	L	0-3
M24	James Madison	W	9-4
	*at Furman	L	0-3
	*at Furman	L	0-7
A7	*at The Citadel	L	1-7
	*Appalachian State	L	0-3
A16	*at Richmond	L	6-7
A19	at Virginia Commonwealth	W	11-2
A21	*Richmond	L	2-14
A23	*at Appalachian State	L	0-5
A30	*William & Mary	L	0-3
A30	*William & Mary	L	0-6

	*East Carolina	L	4-5
	*East Carolina	L	7-11
	Virginia Tech	L	2-7
	Virginia	L	1-11
	Washington & Lee	W	8-3

1974

6-14, 5-9 SoCon

Coach: Donny White

M23	*at Davidson	W	3-2
M23	*at Davidson	L	1-9
M26	at James Madison	L	0-5
M26	at James Madison	L	3-5
M30	*at The Citadel	L	1-2
M30	*at The Citadel	L	2-6
A1	*at Appalachian State	L	0-3
A1	*at Appalachian State	L	7-19
A2	at Virginia Tech	L	
A4	*at Richmond	L	0-2
A8	*at Richmond	L	4-5
A9	*William & Mary	W	5-4
A11	Virginia	L	4-6 (12)
A15	*Furman	W	3-2
A15	*Furman	W	3-2
A16	Washington & Lee	W	6-3
A18	*William & Mary	W	4-3
A26	Virginia Tech	L	1-8
A27	*East Carolina	L	1-7
A27	*East Carolina	L	2-8

1975

2-18, 1-13 SoCon

Home: 1-9 Away: 1-9 Neutral: 0-0

Coach: Jerry Roane

M25	Oneonta State	L	1-10
M26	Washington & Lee	W	6-4
M27	at Virginia Tech	L	5-10
M29	*at East Carolina	L	0-3
M29	*at East Carolina	L	3-13
M31	*Appalachian State	L	1-4
A3	*at Richmond	L	2-5
A6	Virginia Tech	L	2-12
A7	at Virginia	L	1-11
A9	*at Furman	L	2-9
A9	*at Furman	L	7-10
A14	*at Appalachian State	L	4-7
A16	*at William & Mary	W	5-4
A16	*at William & Mary	L	2-8
A21	*The Citadel	L	1-5
A21	*The Citadel	L	5-6
A24	*Richmond	L	2-7
A26	*Davidson	L	4-5
A26	*Davidson	L	0-7
A30	James Madison	L	1-4

1976

6-23, 2-12 SoCon

Coach: Jerry Roane

M13	Connecticut	L	0-2
M13	Connecticut	L	1-6
M21	Massachusetts-Dartmouth	L	2-8
M21	Massachusetts-Dartmouth	L	2-7
M21	Massachusetts-Dartmouth	W	3-2
M24	Oneonta State	W	3-2
M25	Washington & Lee	W	11-0
M27	*Davidson	W	5-3
M27	*Davidson	L	4-5
M29	*William & Mary	L	3-4
A1	James Madison	W	9-7
A1	James Madison	L	0-15
A3	Virginia Tech	L	12-19
A5	*Furman	L	0-4
A5	*Furman	L	3-4
A7	*Richmond	L	4-17
A8	Virginia	L	6-8
A10	*The Citadel	W	6-3
A10	*The Citadel	L	4-9

A14	*at Appalachian State	L	1-13
A17	Old Dominion	L	2-4
A19	*Appalachian State	L	2-9
A20	Washington & Lee	L	7-12
A21	*at Richmond	L	3-9
A24	*East Carolina	L	1-11
A24	*East Carolina	L	0-11
A25	Virginia Tech	L	4-17
A27	*William & Mary	L	2-11
A30	Liberty	L	6-15

1977

5-19, 2-12 SoCon

Home: 4-7 Away: 1-12 Neutral: 0-0

Coach: Vern Beitzel

M24	at Virginia Tech	L	7-12
M26	*at East Carolina	L	0-8
M26	*at East Carolina	L	0-3
M27	*at William & Mary	L	0-3
M27	*at William & Mary	L	2-14
M31	at Virginia	L	1-16
A2	*Appalachian State	L	3-11
A2	*Appalachian State	W	12-10
A9	Liberty	W	8-7
A9	Liberty	W	12-1
A12	Virginia Tech	L	4-8
A15	at Richmond	L	5-6
A15	at Richmond	L	1-2
A16	*Davidson	L	1-12
A16	*Davidson	L	10-11 (13)
A18	Old Dominion	W	7-6
A21	James Madison	L	3-22
A23	*at Furman	L	1-9
A23	*at Furman	W	4-2
A25	*Western Carolina	L	12-20
A25	*Western Carolina	L	9-18
A28	at Lynchburg	L	3-5
A30	*at Marshall	L	1-2
A30	*at Marshall	L	7-8 (9)

I-Game Played at Covington, Va.

1978

2-27, 0-14 SoCon

Home: 1-11 Away: 1-16 Neutral: 0-0

Coach: Vern Beitzel

M18	*at Davidson	L	3-6
M18	*at Davidson	L	4-12
M20	*at The Citadel	L	0-1
M20	*at The Citadel	L	1-12
M22	at North Carolina Wesleyan	W	17-13
M24	at Old Dominion	L	0-7
M24	at Old Dominion	L	2-10
M31	Virginia	L	1-6
A1	*Furman	L	3-13
A1	*Furman	L	0-6
A4	James Madison	L	0-23
A8	*at Appalachian State	L	5-9
A8	*at Appalachian State	L	0-16
A10	*at Western Carolina	L	0-9
A10	*at Western Carolina	L	4-13
A12	Richmond	L	0-8
A14	Old Dominion	L	9-13
A15	*Tennessee-Chattanooga	L	6-7
A15	*Tennessee-Chattanooga	L	2-4
A18	at Richmond	L	5-13
A22	*Marshall	L	2-17
A22	*Marshall	L	5-9
	at James Madison	L	0-23
A30	Washington & Lee	L	2-3
A30	Washington & Lee	W	3-2
M1	at Liberty	L	1-5
M1	at Liberty	L	5-10
M5	at Virginia Tech	L	0-4
M5	at Virginia Tech	L	1-12

All-Time Results

1979

6-25, 0-15 SoCon

Home: 5-12 Away: 1-13 Neutral: 0-0

Coach: Vern Beitzel

M17	*at Tennessee-Chattanooga	L	0-4
M17	*at Tennessee-Chattanooga	L	5-9
M19	*at Furman	L	0-18
M19	*at Furman	L	3-9
M21	William & Mary	W	6-4
M24	*Appalachian State	L	1-7
M24	*Appalachian State	L	1-5
M29	*The Citadel	L	0-10
M29	*The Citadel	L	2-3
A2	James Madison	L	3-11
A6	at Richmond	L	3-5
A6	at Richmond	L	1-2
A7	Virginia Tech	L	0-9
A10	Old Dominion	W	5-4
A10	Old Dominion	L	1-10
A13	*at East Tenn. State	L	1-11
A13	*at East Tenn. State	L	2-9
A15	*at Marshall	L	5-6
A15	*at Marshall	L	1-8
A18	at Virginia Commonwealth	L	2-5
A18	at Virginia Commonwealth	L	3-4
A22	Longwood	W	6-1
A22	Longwood	L	4-7
A23	*Western Carolina	L	3-7
A25	at James Madison	L	3-14
A28	*Davidson	L	2-3
A28	*Davidson	L	1-2
	at Virginia	W	2-1 (10)
M1	Liberty	L	0-9
M2	Washington & Lee	W	3-2
M2	Washington & Lee	W	6-3

1980

4-22, 0-12 SoCon

Home: 0-10 Away: 4-12 Neutral: 0-0

Coach: Vern Beitzel

M16	Richmond	L	10-13
M17	Massachusetts	L	1-15
M19	at James Madison	L	0-6
M20	Davis & Elkins	L	0-17
M31	*at Davidson	L	3-6
M31	*at Davidson	L	1-6
A2	*at The Citadel	L	0-11
A2	*at The Citadel	L	1-3
A10	Virginia	L	0-7
A10	Virginia	L	2-5
A12	*East Tenn. State	L	4-10
A12	*East Tenn. State	L	0-4
A16	at Old Dominion	L	3-15
A17	at William & Mary	W	7-5
A21	*at Appalachian State	L	5-12
A21	*at Appalachian State	L	3-6
A23	*at Western Carolina	L	3-4
A23	*at Western Carolina	L	7-13
A25	James Madison	L	4-21
A26	at Virginia Tech	L	2-8
A28	*Marshall	L	0-9
A28	*Marshall	L	1-7
A30	at Longwood	W	9-7
A30	at Longwood	L	4-10
M3	at Washington & Lee	W	12-5
M3	at Washington & Lee	W	2-0

1981

3-37, 0-16 SoCon

Home: 3-22 Away: 0-15 Neutral: 0-0

Coach: Jim Rowsey

M16	Davis & Elkins	L	1-21
M16	Davis & Elkins	L	2-8
M17	at James Madison	L	2-30
M20	California (Pa.)	W	12-7
M21	*Davidson	L	2-11
M21	*Davidson	L	2-13

M25	Richmond	L	4-7
M25	Richmond	L	0-14
M26	Lock Haven	L	6-20
M28	*at Tennessee-Chattanooga	L	1-12
M28	*at Tennessee-Chattanooga	L	1-22
M31	*at Furman	L	1-4
M31	*at Furman	L	2-5
A4	*The Citadel	L	1-7
A4	*The Citadel	L	3-17
A6	*Appalachian State	L	0-20
A6	*Appalachian State	L	3-10
A8	Virginia Tech	L	0-14
A9	Longwood	L	4-15
A13	*Western Carolina	L	3-6
A13	*Western Carolina	L	3-15
A15	at North Carolina Wesleyan	L	1-16
A16	at East Carolina	L	3-14
A16	at East Carolina	L	3-6
A21	*at East Tenn. State	L	1-12
A21	*at East Tenn. State	L	5-14
A22	at Virginia Tech	L	1-13
A24	James Madison	L	2-10
A25	William & Mary	L	4-5
A25	William & Mary	L	1-6
A28	Virginia Commonwealth	L	3-17
A28	Virginia Commonwealth	L	10-14
A29	*at Marshall	L	2-17
A29	*at Marshall	L	2-17
M1	Old Dominion	L	4-27
M1	Old Dominion	L	0-18
M2	Washington & Lee	W	8-7 (9)
M2	Washington & Lee	W	11-10
M4	at Virginia	L	3-13
M4	at Virginia	L	2-8

1982

11-29, 6-10 SoCon

Home: 7-14 Away: 4-15 Neutral: 0-0

Coach: Donny White

M9	*at Davidson	W	7-6
M9	*at Davidson	L	5-7
M10	at Jacksonville	L	9-2
M11	at Rollins	L	0-8
M11	at Rollins	L	6-9
M13	at Flagler	L	3-6
M13	at Flagler	L	1-2
M18	at Washington & Lee	L	5-7
M19	at James Madison	L	1-7
M23	*Marshall	L	1-5
M23	*Marshall	W	14-3
M25	Lock Haven	W	12-8
M26	Duke	L	0-10
M29	*at The Citadel	L	2-11
M29	*at The Citadel	L	0-8
M31	!at Virginia Commonwealth	L	8-9 (8)
M31	!at Virginia Commonwealth	L	3-9
A4	*Tennessee-Chattanooga	L	2-4 (10)
A4	*Tennessee-Chattanooga	L	4-5
A5	James Madison	L	7-12
A7	Virginia Tech	L	6-11
A7	Virginia Tech	L	4-12
A10	Old Dominion	L	5-6
A10	Old Dominion	L	5-13
A12	*East Tenn. State	L	2-12
A12	*East Tenn. State	L	4-7
A14	Lynchburg	W	7-6
A18	*at Western Carolina	L	4-18
A18	*at Western Carolina	L	2-7
A19	*at Appalachian State	W	5-0
A19	*at Appalachian State	W	3-1
A21	at Lynchburg	L	4-5 (12)
A24	*Furman	W	15-10
A24	*Furman	W	10-5
A28	at Bridgewater	W	12-7
A29	Virginia	W	8-1
A29	Virginia	L	1-4
M1	George Mason	L	6-14

M1	George Mason	L	11-14 (10)
M3	Washington & Lee	W	10-6

I-Game Played at Parker Field, Richmond, Va.

1983

11-25, 5-9 SoCon

Home: 6-10 Away: 5-12 Neutral: 0-3

Coach: Donny White

M8	\$at Rollins	L	4-6
M9	\$at Rollins	L	2-7
M10	\$vs. Vanderbilt	L	4-6
M11	\$at Rollins	L	1-7
M12	!vs. Yale	L	5-8
M12	!vs. Yale	L	9-10
M17	Washington & Lee	W	16-0
M23	Virginia Commonwealth	L	3-7
M24	at Virginia	L	3-11
M28	*at Furman	W	13-8
M28	*at Furman	L	0-3
M29	Lock Haven	W	4-3
M30	Mercyhurst	W	11-5
A3	*at East Tenn. State	L	2-17
A3	*at East Tenn. State	L	4-11
A4	*at Marshall	W	1-0
A4	*at Marshall	W	6-3
A6	James Madison	L	4-6
A12	William & Mary	W	10-3
A12	William & Mary	L	4-8
A17	*Davidson	L	4-7
A17	*Davidson	W	4-0
A18	*Western Carolina	L	1-4
A18	*Western Carolina	W	4-3 (8)
A20	Lynchburg	L	10-13 (10)
A21	at James Madison	L	2-12
A25	*The Citadel	L	0-5
A25	*The Citadel	L	4-6
A26	*Appalachian State	L	2-3
A26	*Appalachian State	L	2-6
A27	at Lynchburg	L	11-18
A30	at George Mason	W	5-4
A30	at George Mason	L	5-8
M2	at Virginia Tech	L	9-10
M2	at Virginia Tech	L	4-5
M3	at Washington & Lee	W	7-4

\$-Game Played at Winter Park, Fla.-Rollins College Tournament

I-Game Played at Ormond Beach, Fla.

1984

16-18, 6-7 SoCon

Home: 8-6 Away: 8-9 Neutral: 0-3

Coach: Donny White

M8	at Washington & Lee	W	8-4 (6)
M10	California (Pa.)	W	8-0
M12	at Georgia Southern	W	7-6
M14	at Armstrong Atlantic	W	2-0
M14	at Armstrong Atlantic	L	11-3
M15	!vs. Lehigh	L	5-13
M17	*at East Tenn. State	L	1-3
M17	*at East Tenn. State	W	6-4
M23	at James Madison	L	2-12
M24	*Marshall	L	2-3
M24	*Marshall	L	6-12
M27	Bluefield	W	6-3
M27	Bluefield	W	14-0
M31	*at Marshall	W	3-2
M31	*at Marshall	W	12-6
A1	*at Marshall	L	3-14
A3	Virginia	L	4-11
A6	James Madison	W	4-1
A7	*East Tenn. State	W	5-2
A9	*East Tenn. State	W	9-4
A10	*East Tenn. State	W	7-6
A12	at Richmond	W	8-1
A14	at Lynchburg	W	11-3
A16	*Appalachian State	L	1-10
A18	at Old Dominion	L	2-13

A19	at William & Mary	L	3-7
A19	at William & Mary	L	1-2
A21	*at Appalachian State	L	1-11
A21	*at Appalachian State	L	7-15
A25	Lynchburg	W	9-1
Southern Conference Tournament (Cullowhee, N.C.)			
A28	vs. Western Carolina	L	5-10
A28	vs. The Citadel	L	7-12
M1	Virginia Tech	L	4-6
M1	Virginia Tech	L	4-13

I-Game Played at Statesboro, Ga.

1985

16-24, 8-10 SoCon

Home: 10-10 Away: 5-9 Neutral: 1-5

Coach: Donny White

M1	*at East Tenn. State	W	12-5
M2	*at East Tenn. State	L	2-3
M2	*at East Tenn. State	W	8-2
M6	Virginia	L	1-5
M11	\$vs. Tulane	L	6-7
M12	\$vs. Central Michigan	L	3-6
M13	\$vs. Rollins	W	8-7
M14	\$vs. Tulane	L	3-9
M15	\$vs. Central Michigan	L	10-15
M16	\$vs. Rollins	L	7-15
M20	at James Madison	L	4-9
M23	*at Marshall	L	5-10
M23	*at Marshall	W	9-4
M24	*at Marshall	W	5-4
M26	Virginia Commonwealth	W	6-4
M28	at Washington & Lee	W	10-1
M30	*Marshall	L	1-4
M30	*Marshall	W	10-7
M31	*Marshall	L	5-12
A3	James Madison	L	5-6
A4	Shenandoah	W	21-9
A5	*East Tenn. State	L	10-14
A5	*East Tenn. State	W	9-1
A6	*East Tenn. State	W	12-5
A9	William & Mary	W	15-6
A9	William & Mary	L	5-8 (10)
A10	Lynchburg	W	10-4
A13	*at Appalachian State	L	6-8
A13	*at Appalachian State	L	3-13
A14	*at Appalachian State	L	3-26
A17	at Virginia Tech	L	3-13
A19	*Appalachian State	L	5-18
A20	*Appalachian State	W	8-3
A20	*Appalachian State	L	6-18
A24	at Lynchburg	L	2-5
A30	at Virginia	L	5-8
M3	Virginia Tech	L	3-16
M5	Richmond	L	3-11
M5	Richmond	W	7-0
M6	Washington & Lee	W	10-9

\$-Game Played at Winter Park, Fla.-Rollins College Tournament

1986

15-25, 7-11 SoCon

Home: 10-7 Away: 4-17 Neutral: 1-1

Coach: Donny White

M3	at Richmond	L	0-3
M4	at Virginia Commonwealth	L	6-7
M7	*East Tenn. State	W	8-5
M7	*East Tenn. State	L	2-5
M8	*East Tenn. State	L	7-10
M9	at Florida Tech	L	1-11
M10	at Florida Tech	L	0-6
M11	at Florida Tech	L	4-5 (10)
M12	!vs. Sacred Heart	W	9-2
M18	Ferrum	W	8-5
M19	James Madison	L	6-13
M22	*Marshall	W	9-3
M22	*Marshall	W	5-1
M23	*Marshall	W	18-15

\$-Game Played at Winter Park, Fla.-Rollins College Tournament

1987

16-16-1, 8-4 SoCon-SoCon Tournament Finalists

Home: 5-4 Away: 9-10-1 Neutral: 2-2

Coach: Donny White

M5	at Duke	L	2-8
M6	*at East Tenn. State	W	12-8
M6	*at East Tenn. State	W	21-4
M7	*at East Tenn. State	W	15-5
M10	at Florida Tech	T	10-10
M11	at Florida Tech	L	1-7
M12	at Florida Tech	L	1-14
M13	at Florida Tech	L	6-7
M18	at James Madison	L	2-5
M21	*at Marshall	W	6-5
M21	*at Marshall	W	7-6
M22	*at Marshall	W	17-9
M24	at Virginia	L	0-8
M28	*at Appalachian State	L	1-6
M28	*at Appalachian State	W	6-1
M29	*at Appalachian State	L	4-6
A2	!Radford	W	8-1
A2	!Radford	W	10-3
A7	at William & Mary	L	2-3
A7	at William & Mary	W	6-4
A8	!Longwood	L	7-8
A11	*\$Marshall	W	4-3
A11	*\$Marshall	L	2-5
A12	*\$Marshall	L	4-8
A14	at Ferrum	L	3-5
A20	\$Lynchburg	W	25-9
A22	&James Madison	L	4-11

\$-Game Played at Washington & Lee
\$-Game Played in Salem, Va.
&-Game Played at James Madison University

1988

20-20, 11-7 SoCon-North Division Champions

Home: 10-5 Away: 7-8 Neutral: 3-7

Coach: Paul Maini

F28	!Mary Washington	W	9-2
M3	at Duke	L	5-7

M25	Lock Haven	W	10-4
M25	Lock Haven	W	6-4
M26	at James Madison	L	6-7
M28	*at Marshall	W	6-3
M28	*at Marshall	L	12-13
M29	*at Marshall	L	8-9
M31	Washington & Lee	W	10-9
A3	Oneonta State	W	13-3
A5	*at East Tenn. State	W	8-7
A5	*at East Tenn. State	L	3-5
A6	*at East Tenn. State	L	10-11 (10)
A9	Virginia	L	9-12
A10	at Lynchburg	L	1-4
A11	*Appalachian State	L	2-14
A11	*Appalachian State	L	4-12
A12	*Appalachian State	W	8-1
A15	William & Mary	W	2-1 (10)
A15	William & Mary	L	10-13
A19	*at Appalachian State	L	3-12
A19	*at Appalachian State	L	7-8
A20	*at Appalachian State	L	5-6 (11)
A22	\$vs. Virginia	L	0-17
A29	at Washington & Lee	W	28-17
A30	at Virginia Tech	L	4-27
M2	at Old Dominion	L	7-15
M4	Virginia Tech	L	6-9

!-Game Played at Melbourne, Fla.

\$-Game Played at Madison, Va.

1989

16-16-1, 8-4 SoCon-SoCon Tournament Finalists

Home: 5-4 Away: 9-10-1 Neutral: 2-2

Coach: Donny White

M5	at Duke	L	2-8
M6	*at East Tenn. State	W	12-8
M6	*at East Tenn. State	W	21-4
M7	*at East Tenn. State	W	15-5
M10	at Florida Tech	T	10-10
M11	at Florida Tech	L	1-7
M12	at Florida Tech	L	1-14
M13	at Florida Tech	L	6-7
M18	at James Madison	L	2-5
M21	*at Marshall	W	6-5
M21	*at Marshall	W	7-6
M22	*at Marshall	W	17-9
M24	at Virginia	L	0-8
M28	*at Appalachian State	L	1-6
M28	*at Appalachian State	W	6-1
M29	*at Appalachian State	L	4-6
A2	!Radford	W	8-1
A2	!Radford	W	10-3
A7	at William & Mary	L	2-3
A7	at William & Mary	W	6-4
A8	!Longwood	L	7-8
A11	*\$Marshall	W	4-3
A11	*\$Marshall	L	2-5
A12	*\$Marshall	L	4-8
A14	at Ferrum	L	3-5
A20	\$Lynchburg	W	25-9
A22	&James Madison	L	4-11

\$outhern Conference Tournament (Asheville, N.C.)

A24	vs. Western Carolina	L	4-16
A25	vs. Davidson	W	15-7
A25	vs. Appalachian State	W	10-9
A26	vs. Western Carolina	L	4-9
A30	at Virginia Tech	W	13-12
M1	!Washington & Lee	W	12-4

!-Game Played at Washington & Lee

\$-Game Played in Salem, Va.

&-Game Played at James Madison University

1989

20-20, 11-7 SoCon-North Division Champions

Home: 10-5 Away: 7-8 Neutral: 3-7

Coach: Paul Maini

F28	!Mary Washington	W	9-2
M3	at Duke	L	5-7

M7	\$vs. Maine	L	9-11 (10)
M8	\$vs. Wake Forest	L	0-10
M9	\$vs. Rollins	W	5-4
M10	\$vs. Maine	L	1-6
M10	\$vs. Villanova	W	16-4
M11	\$vs. Wake Forest	L	5-6 (10)
M12	\$vs. Rollins	W	5-1
M16	at James Madison	L	3-23
M19	*Marshall	W	25-6
M19	*Marshall	L	7-15
M20	*Marshall	L	7-21
M22	at James Madison	L	0-18
M23	at Radford	W	11-4
M26	*Appalachian State	L	1-7 (5)
M27	*Appalachian State	W	8-4
M28	!Appalachian State	W	6-4
M29	West Chester	L	3-4
M30	Bucknell	W	6-4
A2	*at East Tenn. State	L	3-7
A2	*at East Tenn. State	W	1-0
A3	*at East Tenn. State	W	5-3
A5	Virginia	L	5-11
A6	Richmond	W	7-6
A9	*at Marshall	L	8-9 (10)
A10	*at Marshall	W	8-2
A10	*at Marshall	W	9-7
A14	Longwood	W	11-8
A16	*at Appalachian State	W	12-5
A16	*at Appalachian State	L	8-9
A17	*at Appalachian State	L	7-8
A20	at Lynchburg	L	3-11
A21	at Richmond	L	3-8
A23	*East Tenn. State	W	7-2
A23	*East Tenn. State	W	7-1
A24	*East Tenn. State	W	20-3
A26	at Virginia	W	5-3

\$outhern Conference Tournament (Asheville, N.C.)

A29	vs. The Citadel	L	8-9
A30	vs. Appalachian State	L	4-11

!-Game Played at Washington & Lee

\$-Game Played at Winter Park, Fla.-Rollins College Tournament

1989

16-23, 8-7 SoCon

Home: 10-6 Away: 6-15 Neutral: 0-2

Coach: Paul Maini

M2	at Duke	L	4-5
M4	at Virginia Commonwealth	L	3-4 (10)
M9	at Bridgewater	L	6-7
M10	at Liberty	W	5-3
M11	*at East Tenn. State	W	10-3
M11	*at East Tenn. State	W	13-1
M12	*at East Tenn. State	L	1-5
M14	at Old Dominion	L	4-9
M16	at Richmond	W	5-3
M19	Utica	W	7-6
M22	Oneonta State	W	8-6
M22	Richmond	L	6-10
M25	*Marshall	L	5-11
M25	*Marshall	W	8-3
M27	Bucknell	W	3-2
M28	at Virginia	L	13-14 (10)
M29	Clarkson	W	9-3
M30	at James Madison	L	6-10
A1	*at Western Carolina	W	10-3
A1	*at Western Carolina	L	4-7
A2	*at Western Carolina	L	2-3
A3	at Radford	L	4-26
A6	James Madison	W	8-7
A9	*Appalachian State	L	3-8
A9	*Appalachian State	L	7-10
A10	at Liberty	L	5-6
A11	at Virginia Tech	L	8-20
A12	Radford	L	7-14
A14	at Wake Forest	L	5-6
A16	*at Furman	W	8-5



All-Time Results

A16	*at Furman	L	6-7
A17	Virginia	L	8-14
A19	Shenandoah	W	9-4
A20	at Ferrum	L	0-9(Forf.)
A22	*The Citadel	W	13-2
A22	*The Citadel	W	6-4
A23	*The Citadel	W	5-4
Southern Conference Tournament (Asheville, N.C.)			
A27	The Citadel	L	11-17
A28	Furman	L	5-7

1990

12-26, 6-8 SoCon

Home: 7-8 Away: 5-16 Neutral: 0-2

Coch: Paul Maini

F17	at Mary Washington	W	3-1
F23	at Florida State	L	1-17
F24	at Florida State	L	2-3
F25	at Florida State	L	0-8
M3	George Mason	W	9-3
M3	George Mason	W	10-2
M6	at Virginia	W	5-4
M7	at Virginia Tech	L	2-9
M9	Holy Cross	L	11-25 (8)
M11	at Columbus State	L	4-6
M12	at Columbus State	L	2-10
M13	at Columbus State	L	4-9
M14	at West Georgia	L	2-13
M15	at Auburn	L	1-11
M17	*at Marshall	L	10-16
M18	*at Marshall	W	7-0
M18	*at Marshall	L	5-6
M21	at James Madison	L	1-10
M22	Bridgewater	L	8-9
M25	*Western Carolina	L	5-8
M25	*Western Carolina	L	0-4
M26	Bucknell	W	8-7
M31	*at Appalachian State	L	9-14
A1	*at Appalachian State	W	6-2
A1	*at Appalachian State	W	8-2
A4	at Richmond	L	2-5
A5	Oneonta State	W	7-5
A8	*Furman	W	4-3
A8	*Furman	L	3-13 (8)
A11	James Madison	L	1-10
A13	*at The Citadel	L	3-8
A17	at Liberty	L	8-12
A19	Richmond	L	0-5
A21	*East Tenn. State	W	9-2
A21	*East Tenn. State	L	1-10
A22	*East Tenn. State	W	6-5
Southern Conference Tournament (Charleston, S.C.)			
A26	%Appalachian State	L	2-9
A27	%Furman	L	9-10 (10)

1991

2-35-1, 1-15 SoCon

Home: 1-14-1 Away: 1-19 Neutral: 0-2

Coch: Paul Maini

F27	at William & Mary	L	0-4
M1	Bucknell	L	8-12 (8)
M2	Virginia Commonwealth	L	3-11
M6	Radford	T	11-11 (8)
M7	at Virginia	L	5-16
M9	*Marshall	L	1-11
M9	*Marshall	L	2-10
M10	*Marshall	L	0-16
M16	*at Western Carolina	L	2-14
M16	*at Western Carolina	L	1-20
M17	*at Western Carolina	L	2-21
M19	at James Madison	L	0-22
M20	at Richmond	L	8-17
M21	at Bridgewater	L	3-11
M24	*Appalachian State	L	2-17
M24	*Appalachian State	L	6-7
M25	West Chester	W	12-4
M27	at George Mason	L	4-9

M30	*at Furman	L	3-5
M30	*at Furman	L	6-8
A4	at Liberty	L	2-8
A6	*The Citadel	L	1-5
A6	*The Citadel	L	0-9
A7	*The Citadel	L	3-8
A9	James Madison	L	2-19
A10	at Radford	L	8-9
A11	Liberty	L	4-14
A13	*at East Tenn. State	L	3-4
A13	*at East Tenn. State	L	4-10
A14	*at East Tenn. State	W	4-3
A16	Virginia Tech	L	3-12
A17	Richmond	L	4-8
A20	at Wake Forest	L	3-10
A20	at Wake Forest	L	4-8
A21	at Wake Forest	L	2-12
A23	at Virginia Tech	L	1-16
Southern Conference Tournament (Charleston, S.C.)			
A25	vs. Western Carolina	L	2-18
A26	vs. Furman	L	3-8

1992

11-39, 4-15 SoCon

Home: 6-15 Away: 4-22 Neutral: 1-2

Coch: Chris Finwood

F14	at Florida State	L	4-10
F15	at Florida State	L	0-20
F16	at Florida State	L	4-5 (10)
F21	Shenandoah	W	7-2
F22	Virginia	L	5-14
F28	Bucknell	L	4-15
F29	at Mary Washington	W	11-6
M1	at George Mason	L	3-6
M2	at Virginia Tech	L	5-16
M5	Holy Cross	W	21-0
M7	*Western Carolina	L	4-7 (7)
M8	*Western Carolina	L	3-8
M8	*Western Carolina	W	6-5
M10	at Old Dominion	L	3-12 (9)
M10	at Old Dominion	L	0-15
M11	at Virginia Wesleyan	W	13-4 (8)
M12	C.W. Post	L	4-12
M14	*at Appalachian State	L	0-2
M14	*at Appalachian State	L	5-6
M15	*at Appalachian State	W	12-8
M17	James Madison	L	5-8
M19	Bridgewater	L	1-10
M21	*Furman	L	3-17
M21	*Furman	L	3-11
M22	*Furman	L	4-7
M24	at Liberty	L	11-12 (10)
M25	Richmond	L	2-16
M26	at Radford	L	2-5
M28	*at The Citadel	L	1-4
M28	*at The Citadel	L	3-5
M29	*at The Citadel	L	0-9
M31	Liberty	W	7-6 (10)
A1	Radford	W	7-6
A2	Virginia Commonwealth	L	2-9
A5	*at East Tenn. State	W	10-8
A5	*at East Tenn. State	L	2-5
A7	at Virginia Commonwealth	L	2-9
A9	at James Madison	L	6-10
A11	*Georgia Southern	W	5-3
A11	*Georgia Southern	L	3-4
A12	*Georgia Southern	L	2-11
A13	at Virginia	L	1-12
A15	at Richmond	L	1-14
A18	*at Marshall	L	1-5
A18	*at Marshall	L	4-6
Southern Conference Tournament (Charleston, S.C.)			
A23	vs. Western Carolina	L	2-3
A24	vs. Furman	W	5-3
A25	vs. East Tenn. State	L	3-20
A29	George Mason	L	1-8
M2	at UNC Greensboro	L	5-6

I-Game Played in Lenoir, N.C.

1993

20-29, 5-15 SoCon

Home: 15-13 Away: 2-13 Neutral: 3-3

Coch: Chris Finwood

F14	at North Carolina A&T	W	8-4
F20	at Duke	W	8-3
F23	at Virginia	L	3-6
F24	Shenandoah	W	11-1
F28	*at Davidson	L	3-8
F28	*at Davidson	L	0-4
M2	at Washington & Lee	W	4-2
M5	Bucknell	W	5-4
M6	*East Tenn. State	L	5-6 (9)
M6	*East Tenn. State	L	2-6
M7	*East Tenn. State	W	6-4
M9	Juniata	W	9-1
M11	at Bridgewater	L	3-5
M15	at N.C. State	L	1-11
M16	&vs. UNC Greensboro	L	4-6
M21	*Georgia Southern	L	6-8
M21	*Georgia Southern	W	8-6
M22	*Georgia Southern	L	6-10
M24	at Richmond	L	2-8
M25	Howard	W	11-2
M27	*!at Marshall	L	0-7
M28	*!at Marshall	L	2-3
M28	*!at Marshall	L	5-12
M31	Mary Washington	L	1-5 (7)
A1	at James Madison	L	2-4 (7)
A3	UNC Greensboro	W	12-5
A4	UNC Greensboro	W	4-3
A4	UNC Greensboro	W	6-3
A7	Old Dominion	L	3-6
A10	*Western Carolina	W	4-3
A10	*Western Carolina	W	7-1
A11	*Western Carolina	L	1-13
A13	William & Mary	W	5-1
A13	William & Mary	L	5-6 (11)
A14	Richmond	L	2-5
A17	*Appalachian State	W	5-1
A17	*Appalachian State	L	1-2
A18	*Appalachian State	L	3-10
A19	Radford	W	8-4
A20	Virginia Commonwealth	L	11-14
A22	Virginia Tech	L	0-6
A24	*at The Citadel	L	2-3
A24	*at The Citadel	L	0-2
A25	*at The Citadel	L	2-3

Southern Conference Tournament (Charleston, S.C.)

A29	vs. Georgia Southern	W	8-0
A30	vs. Davidson	W	15-5
M1	vs. Western Carolina	W	8-4

SoCon Championship Series (Charleston, S.C.)

M2	vs. Western Carolina	L	5-12
M2	vs. Western Carolina	L	1-5

&-Game Played in Raleigh, N.C.

I-Game Played in Boyd Co., Ky.

1994

21-29, 10-13 SoCon

Home: 15-6 Away: 4-20 Neutral: 2-3

Coch: Chris Finwood

F14	at Duke	W	2-1
F17	at UNC Greensboro	L	1-9
F20	Georgetown	W	10-9
F25	Virginia Commonwealth	L	7-9
F26	*Davidson	W	4-0
F26	*Davidson	L	6-9
F27	*Davidson	W	7-6
M5	*at East Tenn. State	W	8-1
M5	*at East Tenn. State	L	2-11
M6	*at East Tenn. State	L	5-14
M11	Davis & Elkins	W	4-0
M12	*Furman	W	8-5
M12	*Furman	W	6-2

M13	*Furman	W	6-4 (10)
M14	at Virginia Wesleyan	L	4-14
M15	at Old Dominion	L	5-17
M16	at William & Mary	L	3-4 (10)
M17	at Wake Forest	L	8-9
M19	*at Georgia Southern	L	0-4
M19	*at Georgia Southern	L	1-10
M20	*at Georgia Southern	L	0-4
M22	Radford	W	10-1
M23	at James Madison	L	2-17
M25	North Carolina A&T	W	14-4
M26	*Marshall	L	1-8
M26	*Marshall	W	7-1
M30	at Richmond	L	2-6
A4	Liberty	L	7-13
A7	at George Mason	L	4-6
A9	*at Western Carolina	L	3-9
A9	*at Western Carolina	L	1-5
A10	*at Western Carolina	W	3-1
A12	!vs. James Madison	L	7-13
A14	Virginia	W	12-3
A16	*at Appalachian State	L	2-13
A16	*at Appalachian State	L	1-8
A17	*at Appalachian State	W	11-6
A20	at Virginia Commonwealth	L	1-6
A21	at Liberty	L	2-9
A22	Howard	W	11-1
A22	Howard	W	16-4
A23	*The Citadel	L	7-8
A23	*The Citadel	W	8-6
A24	*The Citadel	L	2-6
A25	at Radford	L	4-12
A26	Washington & Lee	W	9-4

I-Game Played in Staunton, Va.

1995

19-28, 10-14 SoCon

Home: 10-12 Away: 8-10 Neutral: 1-5

Coch: Scott Gines

F10	#vs. South Carolina	L	2-6
F12	#vs. Tennessee	L	4-11
F21	at Virginia Commonwealth	L	6-7 (11)
F24	Bucknell	W	8-7
F25	*East Tenn. State	L	3-5 (15)
F26	*East Tenn. State	W	9-8
F26	*East Tenn. State	W	16-6
F28	at Virginia	L	1-5
M4	*at Furman	L	7-10 (11)
M5	*at Furman	L	6-7
M5	*at Furman	W	7-3
M7	William & Mary	L	2-4
M10	Juniata	W	15-1
M11	*Georgia Southern	L	6-8
M11	*Georgia Southern	L	4-6
M12	*Georgia Southern	L	3-11
M14	at Campbell	L	3-6
M16	at William & Mary	W	8-7
M18	*at Marshall	L	3-7
M18	*at Marshall	W	7-6
M19	*at Marshall	W	6-4
M21	James Madison	L	5-7
M24	West Chester	W	13-5
M25	West Chester	L	2-6
M25	West Chester	W	9-3
M28	at Liberty	W	8-6
A1	*Western Carolina	L	0-1
A1	*Western Carolina	W	2-1
A2	*Western Carolina	L	2-7
A4	Virginia Commonwealth	L	11-13
A5	at Richmond	L	4-7
A6	at James Madison	L	2-9
A8	*Appalachian State	W	12-7

A8	*Appalachian State	W	9-6
A9	*Appalachian State	L	9-11
A13	Virginia	W	6-4
A15	*at The Citadel	L	2-3
A15	*at The Citadel	L	4-7
A16	*at The Citadel	L	1-3
A18	Virginia Tech	L	1-5
A22	*at Davidson	L	10-12
A22	*at Davidson	W	4-1
A23	*at Davidson	W	2-1
A25	Washington & Lee	W	6-1

Southern Conference Tournament (Charleston, S.C.)

#-Denotes Game Played at Southern Challenge-Charleston, S.C.

1996

17-29, 7-16 SoCon

Home: 11-6 Away: 3-16 Neutral: 3-7

Coch: Scott Gines

F9	!vs. Old Dominion	L	7-13
F10	!vs. N.C. State	L	3-11
F11	!vs. UNC Greensboro	L	5-6
F17	at Auburn	L	0-14
F17	at Auburn	L	0-6
F18	at Auburn	L	3-14
F25	*Furman	L	3-6
F25	*Furman	L	1-7
F26	*Furman	L	0-2 (5)
M2	*at Georgia Southern	L	6-14
M2	*at Georgia Southern	L	6-16
M3	*at Georgia Southern	L	5-14
M7	Saint Rose	W	12-4
M9	at Elizabethtown	L	0-1
M13	*Marshall	W	5-3
M13	*Marshall	W	6-4
M14	*Marshall	W	9-8
M16	Youngstown State	L	3-10
M18	Youngstown State	L	7-12
M18	Youngstown State	W	7-6
M20	Hartford	W	6-2
M20	Hartford	W	3-2
M23	*at Western Carolina	L	6-8
M23	*at Western Carolina	L	1-3
M24	*at Western Carolina	L	5-13
M27	at William & Mary	L	9-10
M27	at William & Mary	W	2-1
M30	*at Appalachian State	L	11-12 (10)
M30	*at Appalachian State	L	4-6
M31	*at Appalachian State	L	1-7
A3	William & Mary	W	8-4
A3	William & Mary	W	8-3
A6	*The Citadel	L	4-14
A6	*The Citadel	L	1-5
A7	*The Citadel	W	13-5
A13	*Davidson	L	3-11
A14	*Davidson	W	8-4
A14	*Davidson	L	3-9
A17	Bluefield	W	6-5
A21	*at East Tenn. State	W	3-2
A21	*at East Tenn. State	W	5-1
A22	at Virginia	L	4-9

Southern Conference Tournament (Charleston, S.C.)

A25 vs. Western Carolina W 7-3

A27 vs. East Tenn. State W 4-2

A27 vs. Georgia Southern L 2-11

A28 vs. The Citadel L 5-8

!-Southern Challenge, Charleston, S.C.

1997

13-35, 6-13 SoCon

Home: 8-17 Away: 3-14 Neutral: 2-4

Coch: Scott Gines

F6	at Troy	W	3-2
F7	#vs. Air Force	L	2-3

F8	^vs. Troy	W	4-3
F9	^vs. Air Force	W	6-3
F9	^vs. Troy	L	3-9
F14	at Alabama-Birmingham	L	5-18
F15	at Samford	L	5-17
F16	at Alabama-Birmingham	L	3-16
F22	*Georgia Southern	L	6-21
F22	*Georgia Southern	L	1-5
F23	*Georgia Southern	L	11-15
F27	Liberty	W	9-4
M4	at South Carolina	L	6-16
M5	at South Carolina	L	4-18
M7	Akron	L	3-22
M9	Akron	L	5-8
M9	Akron	L	3-12
M11	Old Dominion	L	5-13
M12	Old Dominion	L	7-19
M15	*Western Carolina	W	17-9
M15	*Western Carolina	W	6-5
M16	*Western Carolina	L	6-13
M20	Hartford	L	9-16 (7)
M22	*Appalachian State	L	10-14
M22	*Appalachian State	W	3-1
M23	*Appalachian State	W	15-11
M25	Virginia	L	3-13
M27	LeMoyne	W	16-10
M29	*at The Citadel	W	11-10 (11)
M29	*at The Citadel	L	3-12
M30	*at The Citadel	L	10-19
A1	Wofford	L	5-6
A2	Wofford	W	9-7
A3	William & Mary	L	5-17
A5	*at Davidson	L	4-5
A5	*at Davidson	W	8-4
A8	at Auburn	L	2-14
A9	at Auburn	L	3-17
A13	*East Tenn. State	L	14-20
A13	*East Tenn. State	L	5-13
A15	at William & Mary	L	5-6
A16	Howard	W	15-5
A16	Howard	L	6-7
A19	*at Furman	L	4-6
A19	*at Furman	L	6-7
A20	*at Furman	L	5-9

Southern Conference Tournament (Charleston, S.C.)

A24 vs. Western Carolina L 3-4

A25 vs. East Tennessee State L 3-7

#-Game Played in Troy, Ala.

^--Game Played in Montgomery, Ala.

1998

14-35, 7-17 SoCon

Home: 9-15 Away: 5-20 Neutral: 0-0

Coch: Scott Gines

F14	at Troy	L	8-13
F14	at Troy	L	3-20
F15	at Troy	L	6-18
F21	Bucknell	L	4-15
F21	Bucknell	W	9-8
F22	Bucknell	L	2-3
F24	at Liberty	L	14-15
F25	at Virginia	L	7-13 (8)
F28	Mount St. Mary's	W	11-1 (6)
M1	at Duke	L	4-8
M1	at Duke	L	2-14 (5)
M3	at South Carolina	L	11-14
M4	at South Carolina	L	5-8
M7	Brown	W	10-5
M7	Brown	W	2-0
M7	Brown	L	2-3 (5)
M10	Marshall	W	17-10
M11	Marshall	L	4-6
M12	Marshall	L	2-7
M14	*at Wofford	L	2-16
M14	*at Wofford	W	10-4
M15	*at Wofford	L	4-5
M17	George Washington	W	9-3

All-Time Results

M18	George Washington	L	4-8
M21	*at Georgia Southern	W	7-4
M21	*at Georgia Southern	L	6-7
M22	*at Georgia Southern	L	2-8
M24	Ohio	L	1-5
M25	William & Mary	L	6-14
M26	Maryland-Baltimore County	W	15-5
M28	*at Western Carolina	L	1-25
M28	*at Western Carolina	L	7-8
M29	*at Western Carolina	L	4-11
A1	*UNC Greensboro	L	9-15
A1	*UNC Greensboro	L	2-9
A2	*UNC Greensboro	L	6-20
A4	*at East Tenn. State	L	3-7
A5	*at East Tenn. State	L	3-12
A5	*at East Tenn. State	W	10-2
A7	at Auburn	L	7-19
A11	*Appalachian State	W	12-11 (10)
A11	*Appalachian State	W	4-3 (9)
A12	*Appalachian State	L	5-8
A15	*at Davidson	W	11-0
A15	*at Davidson	L	7-9
A16	*at Davidson	W	10-4
A25	*The Citadel	L	4-8
A25	*The Citadel	L	4-7
A25	*The Citadel	L	6-10

1999

22-27, 13-16 SoCon

Home: 14-10 Away: 8-15 Neutral: 0-2

Coach: Scott Gines

F13	*at College of Charleston	L	2-15
F13	*at College of Charleston	L	4-11
F14	*at College of Charleston	W	9-8
F20	*at Davidson	W	11-5
F21	*at Davidson	W	5-2
F21	*at Davidson	W	10-5
F27	*at Furman	L	2-14
F27	*at Furman	L	2-5
F28	*at Furman	W	7-6
M3	at Richmond	L	7-14 (6)
M5	Mount St. Mary's	W	24-9 (8)
M6	Mount St. Mary's	W	21-5
M7	Mount St. Mary's	W	13-5
M7	Mount St. Mary's	W	6-3
M13	*at The Citadel	L	2-16
M13	*at The Citadel	L	4-17
M14	*at The Citadel	L	4-8
M19	IUPUI	L	4-6
M20	East Tenn. State	W	7-6
M20	IUPUI	W	14-3
M27	*at Appalachian State	L	7-13
M27	*at Appalachian State	W	6-4
M28	*at Appalachian State	L	16-19
M30	Brown	W	12-11
M30	Brown	L	7-11
M31	Brown	L	8-9
A3	*Wofford	W	12-10
A3	*Wofford	W	5-4
A4	*Wofford	W	9-5
A7	Marshall	W	12-10
A7	Marshall	L	4-5
A10	*Georgia Southern	L	3-11
A10	*Georgia Southern	W	13-10
A13	at William & Mary	L	3-9
A17	*East Tenn. State	L	9-16
A17	*East Tenn. State	W	2-1
A17	*East Tenn. State	W	14-7
A20	William & Mary	L	5-12
A24	*Western Carolina	L	5-18
A24	*Western Carolina	L	4-10
A25	*Western Carolina	L	4-7
A30	*at UNC Greensboro	L	1-3
M1	*at UNC Greensboro	W	2-1
M1	*at UNC Greensboro	L	0-7
M11	at Bucknell	L	3-4
M12	at Bucknell	L	3-5

M12	at Bucknell	W	6-1
Southern Conference Tournament (Charleston, S.C.)			
M19	College of Charleston	L	4-15
M20	Western Carolina	L	4-8

*- Denotes Southern Conference Game

2000

19-30, 11-19 SoCon

Home: 8-15 Away: 8-14 Neutral: 3-1

Coach: Scott Gines

F11	%Air Force	W	14-7
F12	%Air Force	L	2-7
F12	%Air Force	W	19-8
F13	%Air Force	W	10-9
F19	*at Davidson	L	6-7
F20	*at Davidson	L	5-6
F20	*at Davidson	L	3-11
F26	*at Western Carolina	W	8-3
F26	*at Western Carolina	L	7-11
F27	*at Western Carolina	W	7-6
M3	*at Georgia Southern	L	4-17
M4	*at Georgia Southern	L	7-8
M5	*at Georgia Southern	W	7-5
M6	at Liberty	L	2-9
M11	*at Wofford	L	3-9
M12	*at Wofford	L	13-16
M12	*at Wofford	W	6-5
M18	*Furman	L	18-25
M19	*Furman	W	10-7
M19	*Furman	L	7-8
M22	Howard	W	6-5
M22	Howard	W	9-8
M24	*UNC Greensboro	L	3-16
M25	*UNC Greensboro	L	10-21
M26	*UNC Greensboro	W	10-9
M28	Brown	L	7-16
M28	Brown	W	10-7
M29	Brown	L	6-8
M31	*The Citadel	L	5-13
A1	*The Citadel	W	14-12
A2	*The Citadel	L	1-18 (5)
A4	at Bucknell	L	3-11
A5	at Bucknell	W	8-4
A8	*at East Tenn. State	L	2-5
A9	*at East Tenn. State	W	5-4
A9	*at East Tenn. State	W	9-4
A11	William & Mary	L	12-14
A15	*Appalachian State	L	7-14
A15	*Appalachian State	L	3-8
A16	*Appalachian State	W	7-14
A22	*College of Charleston	L	3-13
A22	*College of Charleston	W	13-8
A23	*College of Charleston	L	5-7
A26	at Marshall	W	4-3
A26	at Marshall	L	12-13
A28	at William & Mary	L	3-5
A28	at William & Mary	L	2-9
A30	Richmond	L	7-17
M2	Liberty	L	7-15

%- Played in Tampa, Fla.

2001

15-32, 8-19 SoCon

Home: 8-15 Away: 6-14 Neutral: 1-3

Coach: Tom Slater

F9	%Air Force	L	3-4
F10	%Air Force	L	7-15
F10	%Air Force	W	7-2
F11	%Air Force	L	1-6
F17	Bucknell	L	10-13
F	Bucknell	L	6-9
F18	Bucknell	W	10-9
F20	at Richmond	L	6-12
F27	Radford	L	3-12
M2	*at The Citadel	L	0-8
M3	*at The Citadel	L	1-8
M4	*at The Citadel	L	2-7

M9	*at UNC Greensboro	L	6-10
M10	*at UNC Greensboro	L	4-13
M11	*at UNC Greensboro	L	9-14
M13	at Virginia Commonwealth	L	0-7
M14	at Norfolk State	W	11-2
M17	Lafayette	W	7-3
M17	Lafayette	W	3-2
M18	Lafayette	W	11-5 (7)
M24	*at Furman	W	5-2
M24	*at Furman	L	4-7
M25	*at Furman	W	6-4
M27	Brown	L	5-10
M28	Brown	W	7-3
A4	at Virginia Tech	L	3-7
A7	*Georgia Southern	L	4-18
A7	*Georgia Southern	L	4-9
A8	*Georgia Southern	L	14-21
A14	*at Appalachian State	L	6-9
A14	*at Appalachian State	W	10-9
A15	*at Appalachian State	L	5-17
A18	at William & Mary	L	1-12 (7)
A21	*Davidson	L	7-8
A22	*Davidson	L	4-17
A22	*Davidson	W	8-2
A24	Richmond	L	4-17
A27	*at College of Charleston	W	6-2
A28	*at College of Charleston	L	1-8
A29	*at College of Charleston	W	7-4
M2	Virginia Commonwealth	L	5-13
M5	*East Tenn. State	L	2-9
M5	*East Tenn. State	L	12-17
M6	*East Tenn. State	W	11-5
M12	*Western Carolina	L	3-5
M12	*Western Carolina	W	15-8
M13	*Western Carolina	L	3-6

%- Played in Tampa, Fla.

2002

10-41, 1-27 SoCon

Home: 8-17; Away: 2-24

Coach Tom Slater

F.8	at Samford	L	1-11
F9	at Samford	L	0-2
F9	at Samford	L	7-11
F15	Coppin State	W	10-0
F16	Coppin State	W	6-2
F19	at Richmond	L	1-9
F23	Howard	W	13-0
F23	Howard	W	11-5
F24	Howard	W	17-0
F26	George Mason	L	4-10
M3	Army	W	5-2
M3	Army	W	4-2
M5	Richmond	L	2-10
M8	*at Georgia Southern	L	0-8
M9	*at Georgia Southern	L	1-13
M10	*at Georgia Southern	L	0-9
M13	at Old Dominion	L	7-8
M16	Lafayette	L	2-3
M16	Lafayette	L	2-9
M23	*at Wofford	L	4-5
M24	*at Wofford	L	3-9
M24	*at Wofford	L	6-7
M29	*UNC Greensboro	L	1-5
M30	*UNC Greensboro	L	1-6
A2	at Coppin State	W	28-0
A3	at Radford	L	1-2
A6	*Furman	L	0-12
A6	*Furman	L	6-9
A7	*Furman	L	5-15
A12	*at East Tenn. State	L	3-8
A13	*at East Tenn. State	L	1-17
A14	*at East Tenn. State	L	3-8
A17	at William & Mary	L	1-9
A20	*Appalachian State	L	6-16
A20	*Appalachian State	L	3-4
A24	at Virginia Commonwealth	L	0-5

A25	Norfolk State	W	7-5
A27	*at Davidson	L	2-12
A27	*at Davidson	L	1-10
A28	*at Davidson	L	6-7
M1	at Virginia Tech	L	5-7
M4	*at Western Carolina	L	0-10
M5	*at Western Carolina	L	2-6
M5	*at Western Carolina	W	7-4
M11	*College of Charleston	L	0-11
M11	*College of Charleston	L	7-9
M12	*College of Charleston	L	5-15
M15	at George Mason	L	5-15
M17	*The Citadel	L	2-12
M17	*The Citadel	L	4-12
M18	*The Citadel	L	5-11

2003

25-27, 16-14 SoCon

Home: 15-5 Away: 8-20 Neutral: 2-2

Coach: Tom Slater

J31	%at Florida State	L	4-12
F1	%at Florida State	L	1-5
F2	at Florida State	L	3-10
F8	at Samford	L	1-2
F8	at Samford	L	1-3
F9	at Samford	W	4-3
F21	at Norfolk State	W	5-0
M4	Radford	L###	1-2
M5	at Richmond	L	8-9
M7	*Davidson	W	6-1
M8	*Davidson	W	7-2
M9	*Davidson	W	9-7
M11	at Elon	L	4-5
M12	at N.C. State	L	4-9
M14	*at East Tenn. State	L	1-2
M15	*at East Tenn. State	W	3-1
M16	*at East Tenn. State	L	0-7
M18	Marist	W	8-4
M22	*Furman	L	1-7
M22	*Furman	W	8-5
M23	*Furman	W	4-3
M26	William & Mary	L	2-13
M28	*at Georgia Southern	L	0-2
M29	*at Georgia Southern	L	6-13
M30	*at Georgia Southern	L	2-3
A2	at Radford	W	11-6
A4	*UNC Greensboro	W	11-4
A5	*UNC Greensboro	L	3-8
A6	*UNC Greensboro	W	7-5
A12	Coppin State	W	16-6
A12	Coppin State	W	15-8
A15	at Virginia Tech	L	4-6
A18	*at Western Carolina	L	3-16
A19	*at Western Carolina	L	7-11
A20	*at Western Carolina	L	9-14
A22	at Virginia Commonwealth	L	0-1
A26	*Wofford	W	5-3
A26	*Wofford	L	5-11
A27	*Wofford	W	10-0
M3	*at Appalachian State	W	6-4
M3	*at Appalachian State	W	10-8
M4	*at Appalachian State	W	11-1
M10	*College of Charleston	L	6-18
M11	*College of Charleston	W	6-5
M12	*College of Charleston	W	5-3
M17	*at The Citadel	L	0-10
M17	*at The Citadel	W	7-6
M18	*at The Citadel	L	1-5

Southern Conference Tournament (Charleston, S.C.)

M21	vs. Georgia Southern	L	4-6
M22	vs. The Citadel	W	2-1
M23	vs. Furman	W	2-1
M24	vs. UNC Greensboro	L	1-10

###-Game Later Forfeited

%-Played in Tampa, Fla.

2004

23-32, 4-20 Big South

Home: 18-12 Away: 5-20

Coach: Marlin Ikenberry

J31	at Florida State	L	7-8
F2	at Florida State	L	1-8
F7	at Mercer	L	0-4
F7	at Mercer	W	12-4
F8	at Mercer	W	6-0
F13	at Stetson	L	1-4
F15	at Stetson	W	19-13
F15	at Stetson	L	7-8
F20	Coppin State	W	17-2
F21	Coppin State	W	15-5
F22	Coppin State	W	16-3
F28	Lafayette	W	4-3
F28	Lafayette	W	7-6
F29	Lafayette	W	9-5
M3	at Richmond	L	3-6
M5	Norfolk State	W	9-4
M6	Norfolk State	W	7-6
M7	Norfolk State	W	9-8
M12	Binghamton	L	2-11
M13	Binghamton	W	6-2
M14	Binghamton	W	6-2
M17	Richmond	W	3-1
M19	*at Birmingham-Southern	L	4-6
M20	*at Birmingham-Southern	L	2-6
M21	*at Birmingham-Southern	L	3-6
M23	at Old Dominion	L	2-4
M27	Brown	W	12-7
M28	Brown	W	10-9
M28	Brown	L	3-7
M29	Brown	W	10-5
A2	*Radford	L	4-15
A3	*Radford	L	9-13
A4	*Radford	L	4-9
A9	*Coastal Carolina	L	5-8
A10	*Coastal Carolina	L	7-9
A10	*Coastal Carolina	W	4-3
A16	*at UNC Asheville	L	3-11
A17	*at UNC Asheville	L	5-6
A18	*at UNC Asheville	W	7-6
A20	at Virginia Commonwealth	L	4-5
A21	William & Mary	W	6-5
A23	*Winthrop	L	3-14
A24	*Winthrop	W	5-1
A25	*Winthrop	L	1-2
A28	at Virginia Tech	L	0-8
A30	*Charleston Southern	L	1-4
M1	*Charleston Southern	L	6-7
M2	*Charleston Southern	L	6-7
M8	*at High Point	L	4-14
M9	*at High Point	L	2-11
M10	*at High Point	W	10-2
M19	at William & Mary	L	8-13
M22	*at Liberty	L	4-8
M22	*at Liberty	L	4-10
M23	*at Liberty	L	6-7

2005

27-28, 11-13 Big South

Home: 19-8 Away: 8-18 Neutral: 0-2

Coach: Marlin Ikenberry

F4	at Florida State	L	2-8
F5	at Florida State	L	5-6
F6	at Florida State	L	0-15
F12	Hofstra	W	9-8
F12	Hofstra	L	4-5
F13	Hofstra	L	4-21
F18	at Vanderbilt	L	3-4
F19	at Vanderbilt	L	2-5
F23	at Richmond	W	17-7
F26	Coppin State	W	7-6
F26	Coppin State	W	5-4
F27	Coppin State	W	16-6
M6	Navy	W	4-0

M6	Navy	W	18-5
M7	Fairfield	W	20-2
M11	at Auburn	L	4-5
M12	at Auburn	L	0-12
M13	at Auburn	L	3-4
M16	Norfolk State	W	8-3
M18	*UNC Asheville	W	23-0
M19	*UNC Asheville	W	8-7
M20	*UNC Asheville	L	9-13
M22	at Norfolk State	W	7-4
M25	*at #21 Coastal Carolina	L	3-4
M26	*at #21 Coastal Carolina	W	3-2
M26	*at #21 Coastal Carolina	L	1-3
M30	at Virginia	L	1-2
A1	*Birmingham-Southern	L	1-4
A2	*Birmingham-Southern	L	5-6
A3	*Birmingham-Southern	L	3-15
A5	William & Mary	W	8-6
A8	Longwood	W	11-4
A9	Longwood	W	9-1
A10	Longwood	W	9-8
A15	*at Charleston Southern	W	4-1
A16	*at Charleston Southern	W	7-2
A16	*at Charleston Southern	L	0-2
A20	at William & Mary	L	6-12
A23	*at Winthrop	L	0-3
A23	*at Winthrop	L	1-6
A24	*at Winthrop	L	2-5
A27	at Virginia Tech	W	6-2
A30	*Liberty	L	5-9
M1	*Liberty	L	3-12
M1	*Liberty	W	11-9
M11	at Old Dominion	L	2-9
M13	*High Point	W	10-7
M14	*High Point	W	9-2
M15	*High Point	W	5-4
M17	Georgetown	W	16-7
M20	*at Radford	W	6-0
M21	*at Radford	W	5-4
M22	*at Radford	L	5-6

Big South Tournament (Conway, S.C.)

M25	vs. Winthrop	L	1-11
M26	vs. Radford	L	7-8

2006

30-25, 9-15 Big South

Home: 24-8 Away: 6-17

Coach: Marlin Ikenberry

F3	at Auburn	L	0-7
F4	at Auburn	W	8-5
F5	at Auburn	W	10-8
F10	at Mercer	L	5-11
F11	at Mercer	L	4-9
F12	at Mercer	W	5-4
F17	Coppin State	W	21-4
F19	Coppin State	W	10-8
F25	Lafayette	W	7-6
F25	Lafayette	W	5-4
F26	Lafayette	W	8-7
F28	at Richmond	W	6-0
M3	Albany	W	14-2
M4	Albany	W	8-3
M5	Albany	L	13-14
M8	Longwood	W	10-3
M11	Hartford	W	6-5
M11	Hartford	L	6-7
M12	Hartford	W	7-4
M15	Niagara	W	7-3
M17	*Charleston Southern	W	16-1
M18	*Charleston Southern	L	2-3 [10]
M19	*Charleston Southern	W	10-7
M22	Norfolk State	W	3-2 [10]
M26	Brown	W	7-6
M27	Brown	W	7-6
M31	*at Liberty	L	5-8
A1	*at Liberty	L	8-16
A2	*at Liberty	L	7-9

All-Time Results

A5	at Virginia Tech	L	8-9
A7	*at High Point	L	1-5
A8	*at High Point	L	5-6
A9	*at High Point	W	9-2
A12	Richmond	W	15-9
A14	*Radford	W	14-6
A15	*Radford	W	11-4
A15	*Radford	L	7-12
A18	at Virginia	L	0-5
A22	*at Birmingham-Southern	W	13-1
A23	*at Birmingham-Southern	L	2-5
A24	*at Birmingham-Southern	L	3-7
A28	*at UNC Asheville	L	0-9
A29	*at UNC Asheville	L	4-10
A30	*at UNC Asheville	L	5-6
M6	*Coastal Carolina	W	8-2
M8	*Coastal Carolina	L	4-6 (10)
M8	*Coastal Carolina	L	0-2
M10	at Virginia Commonwealth	L	6-8
M12	North Carolina A&T	L	3-6
M13	North Carolina A&T	W	5-4
M13	North Carolina A&T	W	5-0
M17	at James Madison	L	1-2
M19	*#16 Winthrop	L	5-10
M20	*#16 Winthrop	W	10-4
M21	*#16 Winthrop	W	7-3

2007

34-21, 10-11 Big South

Home: 23-7 Away: 11-12

Coach: Marlin Ikenberry

F9	at Florida	W	5-3
F10	at Florida	W	7-4
F11	at Florida	L	0-7
F20	Bucknell	W	10-2
F21	at Richmond	W	2-1
F23	Niagara	L	1-8
F24	Niagara	W	8-4
F27	at #7 Virginia	L	3-5
M2	Rider	W	6-4
M3	Rider	W	9-3
M4	Rider	W	4-1
M6	Norfolk State	W	8-5
M9	Maryland-Eastern Shore	W	3-1
M10	Maryland-Eastern Shore	W	21-0
M11	Maryland-Eastern Shore	W	9-7
M13	at #10 Auburn	W	7-3
M14	at #10 Auburn	L	8-10
M17	*at Charleston Southern	W	7-2
M17	*at Charleston Southern	W	6-4
M18	*at Charleston Southern	W	10-7
M21	at Old Dominion	W	3-1
M23	*at Winthrop	L	2-4
M24	*at Winthrop	L	2-4
M25	*at Winthrop	L	5-9
M27	Virginia Commonwealth	W	5-3
M28	at William & Mary	L	3-4
M30	Savannah State	W	5-4
M31	Savannah State	W	15-2
A1	Savannah State	W	14-0
A3	#3 Virginia	W	5-2
A4	at Virginia Tech	L	6-13
A6	*High Point	W	6-3
A7	*High Point	W	7-6
A7	*High Point	L	3-11
A13	Coppin State	W	13-0
A13	Coppin State	W	10-0
A14	Coppin State	W	11-0
A18	Richmond	W	5-1
A20	*at #20 Coastal Carolina	L	5-7
A21	*at #20 Coastal Carolina	L	1-4
A22	*at #20 Coastal Carolina	L	3-12
A24	at Virginia Commonwealth	W	3-1
A27	*UNC Asheville	W	5-4
A28	*UNC Asheville	L	4-15
A29	*UNC Asheville	W	5-3
M9	Virginia Tech	L	0-9

M11	*at Radford	L	3-4
M12	*at Radford	W	12-9
M13	*at Radford	W	7-5
M15	Old Dominion	L	4-5
M18	*Liberty	L	0-4
M19	*Liberty	W	5-3
M20	*Liberty	L	9-10
Big South Tournament (Rock Hill, S.C.)			
M23	vs. Liberty	L	3-4
M24	vs. Coastal Carolina	L	2-4

2008

29-26, 14-7 Big South

Home: 21-14 Away: 8-10 Neutral: 0-2

Coach: Marlin Ikenberry

F23	Lafayette	W	7-1
F23	Lafayette	L	5-7
F24	Lafayette	L	9-11
F29	Binghamton	W	11-4
M1	Binghamton	L	3-4
M1	Binghamton	W	9-7
M2	Central Connecticut State	W	7-2
M6	at Auburn	L	3-9
M7	at Auburn	L	4-6
M8	at Auburn	L	1-10
M9	at Auburn	L	5-6
M11	Old Dominion	L	6-7
M12	at William & Mary	L	3-12
M14	Marshall	L	3-4
M15	Marshall	L	1-5
M16	Marshall	L	2-7
M19	at Norfolk State	W	11-2
M21	*at High Point	W	5-4
M22	*at High Point	W	5-3
M22	*at High Point	W	3-0
M25	William & Mary	W	9-8
M26	at James Madison	L	4-8
M28	*Winthrop	L	3-11
M29	*Winthrop	W	5-4
M30	*Winthrop	L	9-5
A1	Richmond	W	9-5
A2	at Old Dominion	W	7-3
A5	*Radford	W	4-3 (11)
A6	*Radford	W	9-5
A7	*Radford	W	3-2 (16)
A8	VCU	L	3-5
A11	*at UNC Asheville	L	5-8
A12	*at UNC Asheville	W	7-4
A13	*at UNC Asheville	W	10-3
A15	James Madison	W	6-4
A16	Norfolk State	W	10-7
A18	*at Liberty	L	0-8
A19	*at Liberty	W	6-5
A20	*at Liberty	L	1-6
A22	Coppin State	L	5-8
A23	Coppin State	W	13-4
A25	*#15 Coastal Carolina	L	2-5
A27	*#15 Coastal Carolina	W	4-3
A27	*#15 Coastal Carolina	L	1-12
A30	Virginia Tech	W	8-7
M9	Maryland-Eastern Shore	W	21-1
M10	Maryland-Eastern Shore	W	9-1
M11	Maryland-Eastern Shore	W	7-6
M13	at #28 Virginia	L	5-6
M14	Longwood	L	4-6
M16	*Charleston Southern	W	14-3
M17	*Charleston Southern	W	10-2
M18	*Charleston Southern	W	9-7
Big South Tournament (Danville, Va.)			
M21	vs. Winthrop	L	2-7
M22	vs. Coastal Carolina	L	1-3

2009

18-35, 10-15 Big South

Home: 11-13 Away: 6-20 Neutral: 1-2

Coach: Marlin Ikenberry

F20	at #1 North Carolina	L	3-13
-----	----------------------	---	------

F21	at #1 North Carolina	L	0-6
F22	at #1 North Carolina	L	3-11
F24	Old Dominion	W	4-3 (11)
F25	at Richmond	L	4-10
F27	Youngstown State	L	6-7
F28	Youngstown State	L	4-9
M4	William & Mary	W	7-4
M6	Rider	W	7-4 (12)
M7	Rider	W	17-11
M7	Rider	L	8-12
M8	Rider	W	12-11
M10	at Norfolk State	W	4-3
M11	at #18 Virginia	L	3-10
M14	*at Presbyterian	W	14-4
M15	*at Presbyterian	W	12-10
M17	at Virginia Tech	L	5-14
M18	at Virginia Tech	L	3-7
M20	*UNC Asheville	W	6-1
M21	*UNC Asheville	W	13-2
M22	*UNC Asheville	L	4-9
M24	Richmond	L	1-2 (11)
M27	*at Charleston Southern	L	5-9 (10)
M29	*at Charleston Southern	W	11-5
M29	*at Charleston Southern	L	2-7
M31	at VCU	L	8-17
A3	*Liberty	W	13-6
A4	*Liberty	L	7-9
A5	*Liberty	L	3-4
A8	VCU	L	3-9
A10	*Gardner-Webb	W	21-3
A11	*Gardner-Webb	L	5-8
A11	*Gardner-Webb	L	4-15
A14	at James Madison	L	2-20
A15	Longwood	L	8-11
A17	*at Radford	L	3-5
A18	*at Radford	L	3-4 (10)
A19	*at Radford	L	4-10
A21	at Old Dominion	L	2-6 (10)
A22	Norfolk State	W	6-5
A24	*at Winthrop	L	10-11
A25	*at Winthrop	W	6-5
A26	*at Winthrop	W	6-5
A28	at William & Mary	L	9-10
A29	James Madison	L	5-8
M9	*at #23 Coastal Carolina	L	7-20
M10	*at #23 Coastal Carolina	L	0-8
M10	*at #23 Coastal Carolina	L	2-4
M14	*High Point	W	13-2
M15	*High Point	L	2-3
Big South Tournament (Asheville, N.C.)			
M19	vs. Gardner-Webb	W	13-4
M20	vs. #18 Coastal Carolina	L	4-9
M21	vs. Winthrop	L	4-8

*-Denotes Conference Game

2010

33-22, 14-16 Big South

Home: 21-13 Away: 11-8

Coach: Marlin Ikenberry

F20	Bucknell#	W	9-4
F20	Bucknell#	W	6-5
F21	Bucknell#	W	8-2
F27	Lafayette	W	16-8
F27	Lafayette	W	14-2
F28	Lafayette	W	7-6
M2	at Maryland	W	7-6 (11)
M5	Maryland Eastern Shore	W	18-4
M6	Maryland Eastern Shore	W	20-1
M7	Maryland Eastern Shore	W	8-4
M8	Bryant	L	5-8
M11	La Salle	W	12-8
M13	La Salle	W	5-3
M13	La Salle	W	14-4
M14	La Salle	W	11-1

M16	at The Citadel	W	4-3
M17	at The Citadel	W	12-1
M19	*at High Point	W	5-4
M20	*at High Point	W	5-2
M21	*at High Point	L	14-15
M24	at James Madison	L	13-17
M26	*Charleston Southern	W	13-3
M27	*Charleston Southern	L	0-1
M27	*Charleston Southern	W	7-2
M30	Virginia Tech	L	3-11
A2	*UNC Asheville	W	7-5
A3	*UNC Asheville	W	7-2
A3	*UNC Asheville	W	2-1
A6	Longwood	W	14-1
A7	James Madison	W	3-2
A9	*at Gardner-Webb	W	7-5
A10	*at Gardner-Webb	W	13-6
A11	*at Gardner-Webb	W	16-10
A14	#1 Virginia	W	12-3
A16	*at Liberty	L	9-12
A17	*at Liberty	L	6-9
A18	*at Liberty	L	8-13
A20	VCU	L	4-11
A23	*#7 Coastal Carolina	L	0-7
A24	*#7 Coastal Carolina	L	2-3
A25	*#7 Coastal Carolina	L	2-6
A27	Virginia Tech	L	2-9
A28	at VCU	L	3-7
A30	*Radford	L	2-9
M1	*Radford	L	6-15
M2	*Radford	W	7-5
M14	*Winthrop	L	5-6
M15	*Winthrop	L	2-8
M16	*Winthrop	W	7-5
M20	*Presbyterian	W	10-7
M21	*Presbyterian	L	7-23
M21	*Presbyterian	L	0-6

Big South Tournament (Rock Hill, S.C.)

M25	vs. UNC Asheville	W	7-4
M26	vs. #4 Coastal Carolina	L	2-11
M27	at Winthrop	L	6-11

- Bucknell Games Played at Prince George, Va.

* - Big South Conference Game

2011

27-24-1, 14-13 Big South

Home: 15-9 Away: 10-15-1 Neutral: 2-0

Coch: Marlin Ikenberry

F18	at #10 Florida State	L	0-12
F19	at #10 Florida State	L	2-9
F20	at #10 Florida State	L	0-15
F22	William & Mary	W	4-1
F23	at #10 Virginia	L	3-4
F25	Binghamton	W	5-3
F26	Binghamton	L	1-7
F26	Binghamton	W	2-0 (7)
F27	Binghamton	W	9-2
M1	at Richmond	T	6-6
M4	Bucknell	W	6-5
M5	Bucknell	L	2-4
M5	Bucknell	W	7-3 (7)
M8	at #27 James Madison	W	8-2
M11	vs. New Mexico St.	W	7-2
M12	vs. New Mexico St.	W	5-0
M12	at Oregon State	L	3-13
M13	at Oregon State	L	1-5
M18	*at Winthrop	L	1-2
M19	*at Winthrop	L	6-7 (10)
M20	*at Winthrop	W	10-2
M22	at Longwood	W	5-4
M25	*at Presbyterian Coll.	W	5-2
M27	*at Presbyterian Coll.	W	8-4
M27	*at Presbyterian Coll.	L	4-5
A1	*Gardner-Webb	W	11-8
A2	*Gardner-Webb	L	7-10
A3	*Gardner-Webb	L	10-14
A6	Virginia Tech	L	2-11

A8/9	*at Radford	W	10-7
A10	*at Radford	L	5-6
A10	*at Radford	L	5-14
A13	at William & Mary	W	5-1
A15	*at Charleston Southern	W	11-0
A16	*at Charleston Southern	W	15-12
A17	*at Charleston Southern	W	9-1
A19	at VCU	L	2-4
A22	*Liberty	L	2-3
A23	*Liberty	L	6-8
A23	*Liberty	W	3-1
A26	*James Madison	W	10-4
A29	*at Coastal Carolina	L	2-8
A30	*at Coastal Carolina	L	2-4
M1	*at Coastal Carolina	L	0-5
M11	Longwood	W	12-5
M13	*UNC Asheville	W	9-7
M14	*UNC Asheville	W	15-1
M15	*UNC Asheville	W	10-2
M19	*High Point	L	5-6
M20	*High Point	W	4-0
M21	*High Point	W	17-12
Big South Tournament (Lexington, Va.)			
M24	#6 Radford	L	1-3

* - Big South Conference Game


Media Information

VMI Athletic Communications



Wade Branner

**Associate A.D./
Athletic Communications**
Office: 540-464-7515
Home: 540-463-5033
Email: brannerwh@vmi.edu
Coverage: Football, Basketball,
Rifle, Radio Network, Video
Production



Brad Salois

**Associate Athletic
Comm. Director/
Baseball Contact**
Office: 540-464-7015
Cell: 940-642-9865
Email: saloisbj@vmi.edu
Coverage: Baseball, Indoor Track
and Field, Outdoor Track and
Field, Women's Soccer, Cross
Country, Swimming and Diving,
Football (Secondary), Basketball
(Secondary)



John Stark

**Assistant Athletic
Comm. Director**
Office: 540-464-7514
Cell: 570-809-1946
Email: starkjc@vmi.edu
Coverage: Lacrosse, Wrestling,
Men's Soccer, Women's Water
Polo, Baseball (Secondary), Track
and Field (Secondary)

Contact Information

Athletic Department540-464-7251
Athletic Dept./Baseball Fax540-464-7790
Athletic Communications Fax540-464-7583
Press Row Phone540-463-6725
Baseball Office540-464-7609
Websitewww.VMIKeydets.com

Athletic Communications Mailing Address:

VMI Athletic Communications Office
116 Smith Hall
Lexington, VA 24450

Baseball Office Mailing Address:

VMI Baseball Office
243 Cameron Hall
Lexington, VA 24450

The upcoming season promises to be an exciting one and we will do everything we can to keep you up to date on the latest with Keydet baseball. If you have a special request or if we can be of further service to you, please contact us.

INTERVIEWS: Head coach Marlin Ikenberry will be available for interviews following all home games. Players will also be available for interviews at that time. Both coach and player interviews outside of postgame situations must be coordinated through the VMI Athletic Communications office. Since cadets do not have phones in their rooms, it is virtually impossible to contact a player directly. However, we will be happy to arrange interviews with any player, usually in the afternoons before practice.

PHOTOGRAPHERS: All photographers are asked to shoot from behind the fences behind home plate and down the first and third base lines. Under no circumstances will photographers be allowed into the dugouts or onto the field during a game. We ask for your cooperation in this matter.

CREDENTIALS: Press and photography passes will be supplied to those media outlets covering VMI Baseball. To request credentials, contact Brad Salois (contact info at left). The passes can be mailed out if time allows, or they can be picked up one of the two ticket booths, either down the right-field line or above the press box.

PRESS FACILITIES: As many as eight spaces are available at each game for working members of the media in the press box, located directly behind home plate. As always, statistics and notes will be available prior to each game and a complete box score and play-by-play will be available approximately 10 minutes after the conclusion of each game. We look forward to seeing you out at Gray-Minor Stadium this season to take in an exciting time in VMI Baseball.

RADIO BROADCAST LINES: Visiting teams wishing to broadcast games from Patchin Field are asked to contact VMI Associate A.D./Athletic Communications Wade Branner (540-464-7515) at least two weeks prior to the game.

KEYDETS ON THE WEB: Fans and media are encouraged to follow the team on the VMI athletic home page. Timely information on the diamond Keydets will be available to both media and fans alike. Included are schedules, rosters, stats and the latest notes on the team as well as access to live radio broadcasts. Fans and media can also view a live stats broadcast of most, if not all, of the team's contests. The VMI Keydets can be accessed on the world wide web at www.vmikeydets.com.

BIG SOUTH CONFERENCE: Baseball statistics for all the Big South Conference schools are compiled throughout the season at the conference office in Charlotte, N.C. For up-to-date information, call Mark Simpson at 704-341-7990 or visit the League's website at www.BigSouthSports.com.

ITS VMI, PLEASE: When referring to our athletic teams, it is requested that members of the media refer to this institution as "VMI", or "Virginia Military Institute", not "Virginia Military" or the cryptic "Va. Military". Any help in using the correct moniker would be greatly appreciated.

Finding Your Way to Gray-Minor Stadium

From the East, North or South:

Follow I-81 to Exit 191 onto I-64 West. Take Exit 55 off I-64, and then turn left at the top of the exit ramp onto U.S. 11 South.

After crossing the Maury River Bridge, veer to the right onto U.S. 11 Business past Cameron Hall on the left and the VMI campus on the right, and turn right onto Letcher Avenue immediately after U.S. 11 Business splits into a pair of one-way streets. Go up Letcher Avenue and turn left at Parade Avenue. Take the first left (just after the Marshall Museum) and follow road down the hill to Patchin Field.

The bus entrance through Jordan's Point is now open - To reach, proceed on U.S. 11 S across Maury River Bridge. Take an immediate (first) right toward North Post entrance (Moses Mill), then make first left (Saunders) and continue up road to stadium. Address of Gray-Minor Stadium is 300 Anderson Dr.

From the West:

Take Exit 55 off I-64, and turn right at the top of the exit ramp onto U.S. 11 South. Follow U.S. 11 South to the Maury River Bridge, then follow the directions in the second paragraph at left.

