



QUICK FACTS

Name of School	Virginia Military Institute (VMI)
City/Zip	Lexington, Va. 24450
Founded	1839
Enrollment	1,500
Nickname	Keydets
Mascot	Moe (Kangaroo)
School Colors	Red, Yellow & White
Stadium	Alumni Memorial Field at Foster Stadium
Conference	Big South Conference
Superintendent	General J.H. Binford Peay III '62
Athletic Director	Donny White '65
Athletic Department Phone	540-464-7251
Ticket Office Phone	540-464-7266

COACHING STAFF

Head Coach	Sparky Woods (Carson-Newman '76)
Record at VMI	9-24/Fourth Season
Overall Record	72-70-5/14th Season
To Reach Coach	Contact SID
Offensive Coordinator (OL)	Matt Campbell
Defensive Coordinator	A.J. Christoff
Chief of Staff (DL)	Don Woods
Assistant Coach (RB)	Greg Shockley
Assistant Coach (TE)	George Handler
Assistant Coach (WR)	Winston October
Assistant Coach (ILB)	Eric Brown
Assistant Coach (OLB)	Greg Harris
Assistant Coach (Safeties)	Trent Walker
Strength & Conditioning Coach	Phil Sabatini
Athletic Trainer (Football)	John Hoffman

TEAM INFORMATION

2010 Overall Record	3-8
Big South Record/Finish	2-4/T-4th
Starters Returning/Lost	15/9
Letterwinners Returning/Lost	37/13

ATHLETIC COMMUNICATIONS

Associate A.D./Athletic Communications (FB Contact)	Wade Branner
SID Office Phone	540-464-7253
Home Phone	540-463-5033
Email	brannerwh@vmi.edu
Associate Athletic Communications Director (Secondary FB)	Brad Salois
Assistant Athletic Communications Director	Scott Kemps
Press Box Phone	540-464-7834
Athletic Communications Fax	540-464-7583
Mailing Address	116 Smith Hall; Lexington, Va. 24450
Website	www.VMIKeydets.com
Twitter	@VMISID

The 2011 VMI Football Post-Spring Prospectus is a product of the VMI Athletic Communications Office. The publication has been produced to aid the media in covering VMI football during the 2011 season.

For additional information, the media may contact the Athletic Media Relations Office, 116 Smith Hall, Lexington, VA 24450. The office may also be reached via telephone at (540) 464-7253, or via fax at (540) 464-7583.

Credits: The 2011 VMI Football Post-Spring Prospectus was written and designed by Wade Branner, Associate A.D./Athletic Communications, and Brad Salois, Associate Athletic Communications Director. Assistance by Scott Kemps, with cover design by Joel Balthaser.

Photography: Andre Studios, VMI Communications & Marketing, Chuck Steenburgh, B.R. Floyd, Kevin Remington, Wade Branner and Joel Balthaser.

TABLE OF CONTENTS

Table of Contents/Quick Facts	1
2011 Season Preview	2-3
Head Coach Sparky Woods	4-5
Assistant Coaches.....	6-9
2011 Player Rosters/Depth Chart	10-12
2011 Returning Player Bios.....	13-30
2011 Freshman Bios	31-32
2010 Game Recaps	33-43
2010 Statistics	44-51
Records Versus Opponents.....	52-54
When Was The Last Time?.....	55
Past All-Conference Honorees	56
Record Book	57-80
Media Information.....	81
VMI History and Traditions	82-83
Notes	84

2011 Schedule

Sept. 3	DELAWARE STATE	1:30 p.m.
Sept. 10	WILLIAM AND MARY	1:30 p.m.
Sept. 17	at Richmond	6 p.m.
Sept. 24	at Akron	2 p.m.
Oct. 8	at Coastal Carolina*	7 p.m. (MASN)
Oct. 15	CHARLESTON SOUTHERN*	1:30 p.m. (ESPN3.com)
Oct. 22	STONY BROOK*	1:30 p.m.
Oct. 29	at The Citadel	1 p.m.
Nov. 5	at Liberty*	3:30 p.m. (Flames Sports)
Nov. 12	at Presbyterian College*	1 p.m.
Nov. 19	GARDNER-WEBB*	1:30 p.m.

* = Big South Conference Game

2010 Results

Sept. 4	LOCK HAVEN	W, 48-6
Sept. 11	at William and Mary	L, 0-45
Sept. 25	at Virginia	L, 7-48
Oct. 2	PRESBYTERIAN COLLEGE*	W, 24-13
Oct. 9	at Stony Brook*	L, 9-27
Oct. 16	LIBERTY*	L, 7-41
Oct. 23	at Charleston Southern*	W, 34-16
Oct. 30	at Army	L, 7-29
Nov. 6	COASTAL CAROLINA*	L, 3-31
Nov. 13	at Old Dominion	L, 28-45
Nov. 20	at Gardner-Webb*	L, 7-10

* = Big South Conference Game

2011 Season Preview

OFFENSE

VMI enters its second season running the Pro-Set offense that replaced the option the Keydets employed the previous three seasons. VMI hopes to capitalize on the many returning personnel that are now familiar with the system, after having a year of experience in game competition.

The Keydets return 20 letterwinners on offense including eight starters - up from six returning starters a year ago. Among the graduated starters, VMI must replace its second-leading receiver in Mario Scott, who caught 28 passes for 356 yards and three touchdowns, as well as three-year offensive line starter Bo Wren and tight end Josh Favaro.

Quarterbacks - An intense quarterback competition among three returnees was conducted in spring drills and the determination of a starter will be finalized in fall camp in August. Two of the candidates, sophomore Eric Kordenbrock (Gibsonia, Pa.) and redshirt sophomore Adam Morgan (Sutherland, Va.) both have starting experience from 2010 and split playing time with graduated senior Cameron Jones. Both players showed ability to command and execute the Pro-Set offense, but consistency remains a key part of their development. Kordenbrock played in nine games and completed 64 passes for 723 yards and three touchdowns in '10 and threw the longest pass completion of the year - an 80-year strike to Scott against Stony Brook. Kordenbrock's development was hampered by two different injuries which sidelined him for parts of the season, and a healthy sophomore season would bolster the Keydet quarterback fortunes. Morgan split time at quarterback in 2010 and saw action as both a starter and reserve and played in nine games and lettered. Morgan threw for 370 yards and three touchdowns and tossed two touchdown strikes in his college debut against Lock Haven.

Redshirt sophomore A.J. Augustine (St. Petersburg, Fla.) put up good numbers in the recent spring practice and will vie for playing time and provide depth. He led all quarterbacks in touchdown passes thrown during the three controlled scrimmages and tossed a 51-yard TD strike in the opening workout.

Tailbacks/Fullbacks - The running game contains two proven and capable perform-

ers in redshirt senior Chaz Jones (Cleveland, Ohio) and senior T.J. Talley (South Hill, Va.). Jones led the 2010 Keydets team in rushing with 502 yards and 55.8 yards per game to rank sixth in the BSC. He missed the first two games of the season because of injury, but came back and scored six rushing touchdowns which also paced the team. His seven overall touchdowns led the team and ranked seventh in the BSC. Talley returns to the tailback position he had been slated to play before being moved to wideout in fall camp. Talley prospered at the receiver slot in 2010 and led the team in receptions and receiving yardage with 35 catches for 407 yards and three touchdowns. A versatile big-play performer who should get more touches on the ball this year out of the backfield, Talley will look to showcase his skills during his senior season.

The fullback position returns depth and experience with redshirt-junior Hardy Temoney (Wilmington, N.C.) likely to start at that position. Temoney brings a strong physical presence to the fullback slot and has been a contributor as both a starter and reserve player and has been active on special teams. Depth should come from redshirt sophomore J.O. Goode (Ridgefield, Conn.).

Offensive Line - Five key lettermen with multiple years of starting experience return to the offensive line unit in 2011. The group was instrumental in VMI's improved rushing numbers as the season progressed including 370 yards total offense output and 140 yards rushing in week 10. Overall, the offensive line should be much improved after a year's transition from the option to the Pro-Set, but spring drills were slowed by a rash of injuries that affected key personnel that will look to gel in fall camp. Leading the unit is senior tackle Rob Bailey (Bonaire, Ga.) who has made 22 consecutive starts and will be an all-conference candidate. Other returning starters including senior center D'Angelo Smith (Ellenwood, Ga.), and guards James Boatright (Sr., Grayson, Ga.) and Robert Collins (R-So., Roanoke, Va.), along with senior tackle Aaron Blue (Lawrenceville, Ga.). The group of four collectively has 55 combined starts throughout their career which should factor in heavily to the over success of the offense. Redshirt freshman Andy Marcotte could vie for a starting spot after a productive Spring practice.

Tight ends - This group must replace three-year starter Josh Favaro, but the position should be in good hands with ample depth headed by redshirt sophomore Mario Thompson (Newport News, Va.) who had served as an understudy the past two seasons but saw limited action in a reserve role. Thompson has good hands and has the ability to stretch out yards after catch and has also played special teams. He enters 2010 with a good year in off-season conditioning and caught two passes for 51 yards in the final spring scrimmage. Depth at the tight end position will also come from sophomore Will Lucas (Hartsville, S.C.), who was moved from fullback after playing there as a true freshman, and has looked good in his new role. Redshirt junior Robbie White (Midlothian, Va.) could also contribute.

Receivers - The Keydets must find receivers that will step up to replace their top two targets a year ago - Talley, who has been moved back to A back, and the now graduated Mario Scott. The likely "go-to" guy would be fifth-year senior Tracy Hairston, who emerges as a big play performer toward the end of the year and could project as an all-conference selectee this season. Hairston converted to wide receiver before the 2010 season started and emerged as a top receiver on the team by year's end and finished with 17 receptions which tied for fifth most on the team while leading the team in yards per catch with a 14.2 mark. Twelve of Hairston's 17 receptions were caught over the last five games of 2010.

The receiving corps also returns lettermen Stefawn Ross (Bealeton, Va.), Trent White (Douglasville, Ga.), Aaron Lewis (Richmond, Va.). Depth could also be augmented by the freshman signing class that features three receivers.



Chaz Jones

DEFENSE

The Keydets must replace a number of key contributors to the defensive unit especially on the defensive front where the group of All-Big South tackle Josh Wine and ends Ben Brandt and Damiso Alexander must be replaced as a starting unit. Overall, 15 letter winners return on the defensive side of the ball and six players with substantial starting experience are contained in that lot.

Defensive Line - VMI had traditionally played the run well over the past several years thanks in part to the now graduated trio of Wine, Brandt, and Alexander. However, several backups who had seen substantial action in a reserve role during that time will now step into starting spots. Among them are nose tackle Charlie Jones (Hampton, Va.), and ends Justin Smith (Maryville, Tenn.) and Shawn Chapman (Cocoa, Fla.).

Jones played in ten games last season and lettered for the second time and finished with 25 tackles on the year. Smith saw substantial playing time throughout the season in a reserve role on the defensive line and played a season-high 37 snaps in the win at CSU and had six tackles and a half tackle-for-loss. Chapman also participated with substantial playing time throughout the season in a reserve role and was on the field for 311 snaps. All three had productive spring sessions as both on the field and in the weight room and are looking to stabilize the VMI run defense.

Quality depth could also come from redshirt sophomore Patrick Goulden (Laurel, Md.), redshirt freshman John Washington (Midland, Va.), and converted offensive lineman Phillip Pickens (Norcross, Ga.) who capped a strong spring practice with two sacks and a quarterback hurry in the final spring scrimmage.

Inside Linebackers - All-Big South selection A.J. Gross headlines the inside linebackers group and should post big numbers again as in past seasons. Gross led all Big South defensive players in tackles with 110 stops and a 10.0 tackles per game average and ranked in the top 20 in tackles in FCS all season long. He posted six double-digit tackle games coming against Charleston Southern (17), Liberty and Old Dominion (16), Gardner-Webb (13), and William & Mary and Stony Brook (10) and was named Big South Defensive Player of the Week October 4 with nine tackles and three tack-

les for loss and a forced fumble against Presbyterian College. Gross' 40 solo stops also topped the team defensive charts.

Senior Josh Sneed and redshirt sophomore Weston Reber will vie for playing time at inside linebacker and form a capable and experience pair. Sneed played in all 11 games with five starts at inside linebacker and moved into a starting role against Liberty and started all but one of the remaining games. He finished with 11 solos and 22 assists for 33 total tackles on the season. Reber had last year shortened by injury but continues to be one to watch at inside linebacker and played in the first four games at inside linebacker and also contributed on special teams.

Redshirt junior linebacker Terrell Lynch (Richmond, Va.), and redshirt freshman Ty Garvin (Kingsport, Tenn.) will provide depth in the two-deep.

Outside Linebackers - Redshirt-junior Emilio Calvin (Woodbridge, Va.) returns to lead the outside linebackers and should give the Keydets big-play capability on the pass rush and pressure from the edge. A 2009 All-Big South Conference pick, Calvin has worked hard getting back into conditioning after having his junior year shortened by a knee injury. He enters the 2010 season with 130 career tackles including 11 for loss.

Redshirt sophomore Chris Harper (Richmond, Va.), who helped fill in as a starter at outside linebacker in Calvin's absence, played in nine games and finished with 29 tackles last year.

Secondary - The defensive backfield returns three of the four starters from a year ago and seven total lettermen from the 2010 season.

Senior safety Byron Allen (Massaponax, Va.) returns for a fifth-year to bolster the secondary, and could also play inside linebacker. He will also co-captain the team. Named 2010 Second Team All-Big South, Allen led the team defensive backs and ranked second among Big South secondary players with 78 tackles for 7.1 stops per game. He had 31 solos and 47 assists on the season and ranked seventh in the Big South in total tackles. Other returning starters include seniors Trae Watkins (Lynchburg, Va.) and cornerback Greg Walker (Waldorf, Md.). Watkins tested out as the top conditioned athlete in off-season strength testing and was on the field for the

most plays in 2010 - 784 which topped the team charts. Watkins ranked sixth on the team in tackles with 53 tackles and 3.5 for loss for 12 yards total, and intercepted passes in consecutive games against Virginia and Presbyterian College. Walker has 19 career starts heading into the season and is the leading returnee in pass break-ups (6) from a year ago.

Other returning lettermen include junior safety Michael Johnson (Richmond, Va.) and sophomore cornerback Mike Smith (Mims, Fla.) who will both compete for playing time as well as senior three-year letterman and cornerback Juan Thrasher (Carrollton, Texas), sophomore cornerback Miguel Marshall (Woodbridge, Va.) and redshirt freshman strong safety Demetri Phillips (Brown Summit, N.C.).

Kicking - Punter Marc Ray, a former all-conference honoree, has graduated, but senior Cameron Murray (Glen Allen, Va.) who has handled the kickoff chores the past two seasons while serving as backup punter, emerged from spring drills as the leading candidate to replace Ray. Redshirt sophomore David Eberhardt (Chesapeake, Va.) will back up at punter. Placekicker Jeff Sexton, who has converted 39 consecutive PAT attempts, returns and will be pushed by James Devens, who showed his range in spring ball booting a 47-yarder in one of the controlled scrimmages.



Byron Allen (below) and A.J. Gross (above)



Head Coach Sparky Woods



Sparky Woods
Fourth Season

Sparky Woods enters his fourth season as head coach of the VMI football program, and continues to institute sweeping change throughout the program.

No stranger to building successful programs, Woods brings a wealth of football coaching experience at the highest level to the Keydets. His outlook and approach to the game mesh perfectly with the Institute's mission of producing outstanding individuals in society. Nowhere is this more evident than in the retention rate of recruits since Wood arrived on Post four years ago.

Woods became the 30th head football coach in the Institute's 117-year history on February 12, 2008, bringing 10 years of head coaching experience at both the FBS (I-A) level and FCS (I-AA) level, including four years at South Carolina and five seasons at Appalachian State.

"I was very optimistic when we hired Sparky Woods because he had been successful as a head college football coach," said VMI Athletic Director Donny White. "I am even more optimistic now that I have seen him work at VMI. First of all, he has great character and he is a good fit here. I am impressed not only with his football experiences and knowl-

edge of the game, but for his attention to detail, practice and game management, as well as his strong leadership."

Woods, 56, returned to the FCS (I-AA) ranks where he produced a successful run as head coach of Appalachian State for five seasons from 1984 through 1988. Woods guided the Mountaineers to a 38-19-2 mark and two Southern Conference titles (1986, 1987) and two I-AA playoff appearances.


Over the two-year span in '86-'87, Appalachian State posted a perfect 13-0 conference mark.

The Southern Conference tabbed Woods as Coach of the Year for three consecutive years (1985-87) and he was also named Kodak Region II Coach of the Year in 1986. As a head coach overall, Woods holds a 67-53-5 mark.

Prior to accepting the VMI position, Woods served as running backs coach at Alabama from 2003 through 2006. While in Tuscaloosa, Woods coached Tide running back Kenneth Darby to two consecutive 1,000 yard seasons and also mentored Shaud Williams, who led the SEC in rushing yardage in 2003 and was a semifinalist for the Doak Walker

"I was very optimistic when we hired Sparky Woods because he had been successful as a head college football coach. I am impressed not only with his football experiences and knowledge of the game, but for his attention to detail, practice and game management, as well as his strong leadership."

-VMI Athletic Director Donny White



The Woods File



award. The Tide also led the SEC in rushing for three consecutive seasons (2003, 2004, 2005).

Woods was also head coach at South Carolina from 1989-93, and later served as offensive coordinator and quarterbacks coach at Memphis (1995-96), Virginia (1997-98), and Mississippi State (1999-02). At Virginia, Woods tutored NFL QB Aaron Brooks, who finished as the school's third all-time leading passer (5,118 yds.) and second all-time leader in passing TD's (33). While at MSU, Woods coached MSU's all-time passing leader, Wayne Madkin, and help establish record-setting offenses for the Bulldogs.

As an assistant coach, Woods participated in five bowl games; the 2006 Cotton Bowl, 2004 Music City Bowl, 2000 Independence Bowl, 1999 Peach Bowl, and 1998 Peach Bowl. In 1994, Woods served as an offensive assistant for the New York Jets.

Woods is a 1976 graduate of Carson-Newman and began his coaching career at Tennessee later that year. In 1977, he moved to Kansas before serving one year as defensive backs coach at North Alabama in 1978. From 1979-82 he coached at Iowa State, handling the receivers, before joining Appalachian State in 1983 as offensive coordinator, quarterbacks, and running backs coach under Mack Brown. One year later, Woods was named head coach at Appalachian State.

Woods and his wife, Jean Ann, reside in Lexington and have two children, a son, Casey (28) who is on the football coaching staff at Auburn, and a daughter, Emily (23) who graduated from the University of Alabama and is pursuing graduate studies.

COACHING CAREER:

Yr.	Team	Record	Coaching Role	Postseason
1976	Tennessee	6-5	Assistant Coach	
1977	Kansas	3-7-1	Assistant Coach	
1978	North Alabama	7-2-1	Assistant Coach	
1979	Iowa State	3-8	Assistant Coach	
1980	Iowa State	6-5	Assistant Coach	
1981	Iowa State	5-5-1	Assistant Coach	
1982	Iowa State	4-6-2	Assistant Coach	
1983	Appalachian State	6-5	Assistant Coach	
1984	Appalachian State	4-7	Head Coach	
1985	Appalachian State	8-3	Head Coach	
1986	Appalachian State	9-2-1	Head Coach	I-AA Playoffs (SoCon Champs)
1987	Appalachian State	11-3	Head Coach	I-AA Semifinals (SoCon Champs)
1988	Appalachian State	6-4-1	Head Coach	
1989	South Carolina	6-4-1	Head Coach	
1990	South Carolina	6-5	Head Coach	
1991	South Carolina	3-6-2	Head Coach	
1992	South Carolina	5-6	Head Coach	
1993	South Carolina	5-6	Head Coach	
1994	New York Jets	6-10	Assistant Coach	
1995	Memphis	3-8	Offensive Coord.	
1996	Memphis	4-7	Offensive Coord.	
1997	Virginia	7-4	Offensive Coord.	
1998	Virginia	9-3	Offensive Coord.	Peach Bowl
1999	Mississippi State	10-2	Offensive Coord.	Peach Bowl Champs
2000	Mississippi State	8-4	Offensive Coord.	Independence Bowl Champs
2001	Mississippi State	3-8	Offensive Coord.	
2002	Mississippi State	3-9	Offensive Coord.	
2003	Alabama	4-9	Assistant Coach	
2004	Alabama	6-6	Assistant Coach	Music City Bowl
2005	Alabama	10-2	Assistant Coach	Cotton Bowl Champs
2006	Alabama	6-7	Assistant Coach	Insight Bowl
2008	VMI	4-7	Head Coach	
2009	VMI	2-9	Head Coach	
2010	VMI	3-8	Head Coach	

72-70-5 Career Head Coaching Record (13 seasons)

COACHING HONORS:

- 1985 Southern Conference Coach of the Year
- 1986 Southern Conference Coach of the Year
- 1986 Kodak Region II Coach of the Year
- 1987 Southern Conference Coach of the Year

PLAYING CAREER:

Carson-Newman College 1973-76
Quarterback and Defensive Back

PERSONAL:

Born: December 20, 1953, Oneida, Tenn.
Family: Wife -Jean Ann; Son - Casey (28); Daughter- Emily (23)



Assistant Coaches

Eric Brown

- ◆ South Carolina '93
- ◆ First Season
- ◆ Inside Linebackers



Eric Brown enters his first season coaching the Keydet linebackers and brings a vast amount of experience on the defensive side of the ball to Post.

Brown, who played for head coach Sparky Woods at the University of South Carolina, rejoined his former mentor last December and becomes the second former USC player to rejoin Coach Woods as an assistant on the VMI football staff. Brown hit the ground running after arriving and worked extensively with the Keydet inside linebackers during spring drills helping to development personnel and depth for the 3-4 alignment.

Brown comes to VMI after serving one season as defensive backs coach and special teams coordinator for Johnson C. Smith University in Charlotte, N.C.

Brown earlier spent three years at Livingston College in Salisbury, N.C. He served as assistant head coach and defensive coordinator in 2007 and 2008, while adding the title of interim head coach and recruiting coordinator in 2009. His 2008 Livingstone defense averaged 2.5 turnovers per game.

In 2006, Brown was the Methodist University, Fayetteville, North Carolina, running backs coach for one season and headed recruiting efforts in North Carolina, Maryland, Florida, and South Carolina. He also was the equipment and facilities coordinator while at Methodist.

Brown began his college coaching career at Edward Water College in Jacksonville, Fla., where he was defensive line coach, interim defensive coordinator, and special teams coordinator during the 2004 and 2005 seasons. His special teams accounted for 15 blocked kicks versus opponents punt and field goal units during the 2005 season.

Brown was named high school state defensive player of the year in his native state of Maryland in 1989 and went on to start four years at inside linebacker for the Gamecocks under Coach Woods.



Matt Campbell

- ◆ USC Beaufort
- ◆ Second Season
- ◆ Off. Coordinator/Off. Line



Matt Campbell begins his second season at VMI, continuing to coach the Keydet offensive line and serve as offensive coordinator.

Last season, Campbell was the offensive coordinator in VMI's new pro-style offense, which was installed during spring drills. He brings a wealth of football experience to VMI including eight years as a player in the NFL professional ranks. Campbell also played for Coach Woods and was a teammate of Eric Brown at the University of South Carolina in the early 90's.

After playing tight end for the Gamecocks from 1990-93, Campbell was invited to participate in the Senior Bowl and attended the NFL combine. Campbell then embarked on his NFL career which began with the New Orleans Saints and then on to the Carolina Panthers where he was one of the original players in the expansion franchise's initial season in 1995. Campbell signed as a free agent as a tight end with the Panthers and played in 10 games and started two contests in the 1995 debut season, then moved to offensive line in 1996 and played in 59 games and started 56 as an offensive guard or tackle through the 2001 season. He was named the Panthers Offensive Player of the Game five times while at Carolina.

Campbell closed out his professional football career with stints with the Washington Redskins and Houston Texans. Campbell recently served as offensive line coach and co-coordinator and Bluffton High School in Bluffton, South Carolina and coached for three seasons. He also helped start the athletics program at Cross Episcopal School and served as its athletic director from 2005 to 2007.

A native of North Augusta, South Carolina, Campbell has also launched two successful business ventures including a high definition video equipment leasing company which he still owns. Campbell received his undergraduate degree in Human Services from the University of South Carolina-Beaufort.

Campbell and his wife, Jeanene have four children - Hunter (13), Madelyn (11), Jacob (8), and Matt (4).



A.J. Christoff

- ◆ Idaho
- ◆ Fourth Season
- ◆ Def. Coordinator



A.J. Christoff enters his fourth season at the Institute with an impressive coaching career that includes stops as a defensive assistant at some of the top college programs in the nation.

He has coached at 11 universities around the country and was defensive coordinator for over 20 years, including stops at Idaho, Oregon, Stanford, Notre Dame, Colorado, and Cincinnati.

Christoff will once again handle defensive coordinator responsibilities for the Keydets and will also work closely with and supervise the secondary. Christoff has coached on teams that have appeared in a combined 11 bowl games at Notre Dame, Alabama, UCLA, Colorado, and Cincinnati.

In two seasons as defensive coordinator at Cincinnati (2001-02), the Bearcats earned trips to the 2001 Motor City Bowl and 2002 New Orleans Bowl.

Christoff has coached on conference championship teams in four different conferences, the Pac-10 (UCLA, 1994), SEC (Alabama, 1989), and Conference USA (Cincinnati, 2002), and Big Sky (Idaho).

Christoff also served as assistant coach in the NFL ranks coaching the San Francisco 49ers secondary in 2005 between stints at Stanford.

A native of Ritzville, Wash., Christoff earned a Bachelor of Science degree in Biology from Idaho and a Masters Degree in health education from Oregon State. He and his wife, Susan, have two children, Rob, who serves as linebackers coach at Idaho, and Andrea, a pediatrician.



George Handler

- ◆ VMI '09
- ◆ Second Season
- ◆ Tight Ends



George Handler, who graduated from VMI in 2009 and was an all-conference lineman for the Keydets, will serve as the VMI tight ends coach for the second season.

Handler was selected first team All-Big South in 2009

after the Keydets led the nation (FCS) in rushing for the second straight year and the Big South for the fourth consecutive year.

In 2008, Handler was second among all down linemen in knockdowns with 49.

Handler was a four-year starter who played every position on the offensive line and made 41 consecutive career starts. He was also selected 2008 Second Team All-Big South and 2009 Preseason All-Big South selection at offensive line.

Handler graduated from VMI in December, 2009 with a degree in Mechanical Engineering. He was named to the 2008-09 Big South Presidential Honor Roll.

Handler is a native of Quinton, Va.

Greg Harris

- ◆ VMI '97
- ◆ Fifth Season
- ◆ Outside Linebackers



Greg Harris enters his fifth season as a VMI assistant coach. He is charged with coaching the team's outside linebackers.

In addition, he assists with video analysis and various other projects within the program. Harris also helped

coach former VMI standout Tommy Lloyd to first-team all-conference and second-team all-VaSID honors following the 2007 season.

A 1997 graduate of VMI with a B.A. in Business and Economics, Harris was a four-year letterman and three-year starter with the Keydets and had the reputation as one of the team's best blockers in Coach Bill Stewart's two-tight end alignment that helped running back Thomas Haskins set a new Division I-AA career rushing mark.


As a receiver, Harris was equally effective, as he caught 47 passes for 431 yards and three touchdowns during his Keydet career. He served as a team captain for the 1996 season and was a Dean's List Student.

After graduation, Harris went into private business for six years, earning a Mark of Excellence Award while working for Hughes Supply, Inc.

Harris and his wife, the former Lorrie Clark, have two children, a son, Dakota, and a daughter, Madelyn.

Winston October

- ◆ Richmond '99
- ◆ Fifth Season
- ◆ Wide Receivers




Winston October joined the Keydet coaching staff in the summer of 2007 and spent his first two years at VMI as a secondary coach. He became wide receivers coach prior to the 2009 season.

October, a four-time All-Atlantic 10 defensive back selection during his playing days at Richmond, served as team captain during the Spiders' Atlantic 10 championship season in 1998 and was named All-America by The Sports Network.

Upon graduating in 1999 with a B.A. in Communications, October went on to the professional football ranks, playing first with the Montreal Alouettes of the Canadian Football League for four seasons, including a pair with VMI alumnus and rushing record holder Thomas Haskins.

After a brief stint with the Washington Redskins in 2001, October returned to the CFL to play in 70 games for the Edmonton Eskimos through the 2004 season.

October came to VMI after working in the personal training and fitness industry in New York City for two years and later serving as the "Team for Kids" Metro Coordinator for the New York Road Runners Foundation. An active participant in community service, October has volunteered his time for Special Olympics, Habitat for Humanity, Boys and Girls Clubs and youth reading programs. October is married to Andrea Monique October.



Greg Shockley

- ◆ Virginia Tech '99
- ◆ Seventh Season
- ◆ Running Backs



Greg Shockley is now in his seventh season, and has served dual roles for the VMI staff during his time at the Institute. Shockley has coached both wide receivers and running backs during his time at the Institute, and also currently serves as the program's recruiting coordinator.

Shockley came to VMI from William & Mary, where he coached tight ends during the Tribe's successful 2004 campaign. William & Mary posted an 11-3 mark and reached the semifinals of the I-AA playoffs before falling to eventual champion James Madison. The Tribe also won the Atlantic 10 Conference championship in 2004.

Shockley began his coaching career under Frank Beamer at Virginia Tech where he was also a player before assuming graduate assistant duties on the Hokie staff. At Tech, Shockley was an offensive assistant and worked primarily with the offensive lines and tight ends. The Hokies went to bowls each of the three seasons Shockley served on the staff.

A Blacksburg, Va. native and 1999 graduate of Virginia Tech, Shockley was a quarterback and wide receiver for the Hokie squads that won three Big East championships during his playing days. In 1999, he was awarded the John William Schneider Award, given to the Tech player who excels in athletics, scholarship and leadership.

Shockley is married to the former Cheryl Denny, who teaches and coaches volleyball and softball at Lord Botetourt High School. The couple now lives in Lexington, Va.



Trent Walker

- ◆ Auburn '09
- ◆ First Season
- ◆ Safeties



Trent Walker begins his first season on the VMI staff and will assist in coaching the secondary while working closely with the safeties under the direction of defensive coordinator A.J. Christoff. Walker joined the staff in February 2011 and was on hand to work with the Keydet safeties during spring football practice.

Walker comes to VMI from Auburn University where he served three years in various capacities. During the Tigers BCS title run in 2010, Walker served as a defensive quality control coach and worked under the direction of defensive coordinator Ted Roof while concentrating his efforts on assisting with the Auburn cornerbacks and specific game-planning efforts during each week. He also helped in the development of the Auburn walk-on program by working to build a deeper, more talented program.

Walker also worked the previous two seasons as a defensive student assistant at Auburn while working on a Bachelor of Science in Civil Engineering which he received in August 2010. He worked on the defensive side of the ball where he assisted with the safeties, scouting reports, film breakdowns, and directed the offensive scout team.

While at Auburn, Walker participated as a staff member in the 2011 Tostitos BCS National Championship Game, the 2010 SEC Championship Game, and the 2010 Outback Bowl - all victories by Auburn.

Walker is well familiar with the environment of the military college as he attended the U.S. Air Force Academy for two years before transferring to The Plains.

Walker began his coaching career at the high school level in 2007 where he was an assistant coach handling defensive backs and wide receivers at Guntersville High School in Guntersville, Alabama. He is originally from Cullman, Alabama, where he attended Cullman High School.



Don Woods

- ◆ Tennessee Tech '69
- ◆ Fourth Season
- ◆ Chief of Staff/DL



Don Woods enters his fourth year on his younger brother's coaching staff, and once again will act as chief of staff and defensive line coach for the Keydets.

He brought to the Keydets an impressive coaching career in the high school

ranks, one which spanned 38 years in two states with an overall 247-96 career mark. Woods served as head football coach at Morristown-Hamblen High School West in Morristown, Tenn., and built the program into a perennial power, attaining five undefeated regular seasons, four state semifinal appearances, and a championship game appearance in 2003.

Woods was named A.F. Bridges Coach of the Year in 2005 and was also tabbed Five Rivers Coach of the Year in 2003 and 2005 and Northeast Coach of the Year and State Runner-Up Coach's Award in 2003. Woods was also selected IMAC Conference Coach of the Year four times, and was 2001 All-East Tennessee State Coach of the Year. He also coached in the Tennessee State All-Star in 2001, 2006, and as a head coach in 2007.

Don Woods also served as head coach of Hartselle High School in Hartselle, Alabama from 1980 through 1997 and was named Decatur Daily Area Coach of the Year five times.

Woods is a 1969 graduate of Tennessee Tech and holds a Masters of Arts in Education and Secondary Education from the University of Alabama-Birmingham. Woods and his wife, Nancy, have a son Dennis, a daughter-in-law Jaymie, a grandson Dillon (4), a daughter Anna Barnes, a son-in-law Brian Barnes and a newborn grandson, Jamison.



Phil Sabatini

- ◆ Ohio '05
- ◆ Fifth Season
- ◆ Strength and Conditioning



Phil Sabatini begins his fifth season as the strength and conditioning coach for football at VMI.

Sabatini came to the Institute after working for two seasons in professional baseball while completing

work on a master's degree. He was employed for two years in the Chicago Cubs organization, from 2005-06, serving both in the club's spring training complex and as strength coach for the 2006 Peoria Chiefs.

A 2005 graduate of Ohio University with a degree in Physical Education, Sabatini also holds a Masters in Coaching Education, with an emphasis on strength and conditioning, from Ohio. He served as a graduate assistant strength and conditioning coach at Ohio while working on that Masters Degree.

A native of Pittsburgh, Pa., Sabatini, 28, was a four-year member of the Ohio baseball team as a catcher and outfielder. He is a member of the National Strength and Conditioning Association, and is CSCS-certified as a strength and conditioning specialist by the NSCA. He is also a member of the USA Weightlifting organization, and is a nationally-competitive weightlifter who has earned high placings in multiple prestigious events, and is currently ranked in the top-10 in America in the 94 KG weight class.



The VMI Coaching Staff in Action



2011 VMI Football Post-Spring Prospectus

Alphabetical Roster

22 - Byron Allen, DB
 17 - A.J. Augustine, QB
 78 - Rob Bailey, OL
 76 - Aaron Blue, OL
 73 - James Boatright, OL
 46 - Brendon Bock, DB
 64 - Daniel Bradford, LB
 82 - Dexter Bridge, WR
 80 - Doug Burton, WR
 99 - Emilio Calvin, LB
 60 - Parker Cantelou, OL
 48 - Damien Carter, LB
 96 - Shawn Chapman, DL
 89 - Parker Cherlin, DL
 42 - Bronson Cocke, LB
 68 - Robert Collins, OL
 94 - Emanuel Cooper, DL
 59 - Chris Copeland, LB
 19 - James Devens, K
 65 - Brandon Dodd, OL
 36 - David Eberhardt - LB/P
 93 - Denton Ensminger, DL
 9 - James Fruehan, RB/DB
 3 - Caleb Furlow, DB
 33 - Ty Garvin, LB
 38 - JO Goode, FB
 90 - Patrick Goulden, DL
 7 - A.J. Gross, LB
 4 - Tracy Hairston, WR
 86 - Chris Harper, DE
 32 - Travis Hawkins, OLB
 20 - Zach Hill, RB
 62 - Clark Irvine, LS
 13 - Michael Johnson, FS
 95 - Charlie Jones, DE
 23 - Chaz Jones, TB
 58 - Cole Knapp, LB
 14 - Eric Kordenbrock, QB
 43 - Blake Louthan, DB
 88 - Aaron Lewis, WR
 47 - Will Lucas, TE
 51 - Terrell Lynch, LB
 55 - Mike Maloney, DL
 75 - Andy Marcotte, OL
 34 - Miguel Marshall, DB
 56 - Elliott Matthews, LB
 84 - Conner Mays, TE
 8 - Adam Morgan, QB
 39 - Cameron Murray, P
 63 - Nate Murray, OL/DL
 61 - Oliver Olivas, DL
 12 - Max Owens, DB
 28 - Tyler Owens, LB
 52 - Tommy Payne, OL
 53 - Andrew Patrick, OL
 30 - Wardel Penn-Timothy, DB/RB

Numerical Roster

No	Player	Pos.	Cl.	Ht.	Wt.	Hometown/High School (Previous)
1	Trae Watkins	FS	Sr.	5-11	190	Lynchburg, Va./Virginia Episcopal
2	Deon Watts	LB	Fr.	5-11	190	Powhatan, Va./Blessed Sacrament Huguenot
3	Caleb Furlow	DB	Fr.	6-2	175	Silver Spring, Md./Montgomery Blair
4	Tracy Hairston	WR	R-Sr.	6-1	190	Martinsville, Va./Martinsville
5	Trent White	WR	So.	5-11	195	Douglasville, Ga./Chapel Hill
6	Justin Price	DB	Fr.	5-10	170	Shelby, N.C./Crest
7	A.J. Gross	LB	R-Sr.	5-11	220	Waldorf, Md./Westlake
8	Adam Morgan	QB	R-So.	6-0	200	Sutherland, Va./Dinwiddie
9	James Fruehan	RB/DB	Fr.	5-9	170	Clarks Summit, Pa./Abington Heights
11	Tyler Tolley	QB	R-Fr.	5-10	160	Lockhart, Texas/Lockhart
12	Max Owens	DB	Fr.	5-10	180	Virginia Beach, Va./Cox
13	Michael Johnson	FS	Jr.	5-9	195	Glen Allen, Va./Hermitage
14	Eric Kordenbrock	QB	So.	6-3	220	Gibsonia, Pa./Pine-Richland
15	James Rogers	WR	R-Fr.	5-11	185	Midland, Va./Liberty
16	Mike Smith	DB	So.	5-9	173	Mims, Fla./Astronaut
17	A.J. Augustine	QB	R-So.	6-3	200	St. Petersburg, Fla./Admiral Farragut
18	Johnny Wimbish	DB	Fr.	6-0	200	Altavista, Va./Hargrave
19	James Devens	K	R-Fr.	5-11	176	Vienna, Va./James Madison
20	Zach Hill	RB	R-Fr.	5-11	175	Salem, Va./Glenvar
21	Jabari Turner	RB	Fr.	6-0	210	Sussex, Va./Sussex Central
22	Byron Allen	SS	R-Sr.	5-11	215	Massaponax, Va./Massaponax (FUMA)
23	Chaz Jones	TB	R-Sr.	5-11	225	Cleveland, Ohio/Glenville
24	Juan Thrasher	DB	Sr.	5-10	180	Carrollton, Texas/Creekview
25	T.J. Talley	TB/WR	Sr.	5-11	215	South Hill, Va./Park View
26	Cody Shirley	RB	Fr.	6-0	200	Knoxville, Tenn./Knoxville Catholic
27	Jeff Sexton	K	Jr.	6-0	180	Memphis, Tenn./Christian Brothers
28	Tyler Owens	LB	R-Fr.	6-1	210	Douglasville, Ga./Lithia Springs
29	Greg Walker	CB	Sr.	5-9	165	Waldorf, Md./Westlake
30	Wardel Penn-Timothy	DB/RB	Fr.	5-9	190	Roanoke, Va./Roanoke
31	Demetri Phillips	DB	R-Fr.	6-1	215	Brown Summit, N.C./ N.E. Guilford
32	Travis Hawkins	OLB	Fr.	5-11	195	Chesapeake, Va./Western Branch
33	Ty Garvin	LB	R-Fr.	6-3	215	Kingsport, Tenn./ Sullivan South
34	Miguel Marshall	DB	So.	5-10	193	Woodbridge, Va./Forest Park (FUMA)
35	Derrick Zigler	RB	Fr.	5-9	235	Martinsville, Va./Martinsville
36	David Eberhardt	LB/P	R-So.	5-10	226	Chesapeake, Va./Grassfield
38	J.O. Goode	FB	R-So.	6-2	225	Ridgefield, Conn./Immaculate
39	Cameron Murray	P	Sr.	6-1	210	Richmond, Va./Deep Run
40	David Turner	FB	R-So.	5-11	195	Roanoke, Va./Hidden Valley
41	Logan Staib	LB	R-Fr.	6-1	225	Midlothian, Va./ Monacan
42	Bronson Cocke	LB	R-Fr.	6-1	200	Gretna, Va./Gretna
43	Blake Louthan	DB	R-Fr.	5-10	154	Richmond, Va./Douglas Freeman
44	Hardy Temoney	FB	R-Jr.	6-1	215	Wilmington, N.C./Eugene Ashley
45	Miller Williams	LB	Fr.	6-1	220	Mountain Brook, Ala./Mountain Brook
46	Brendon Bock	DB	Fr.	5-10	165	Encinitas, Calif./La Costa Canyon
47	Will Lucas	TE	So.	6-2	245	Hartsville, S.C./Hartsville
48	Damien Carter	LB	Fr.	6-0	240	Amherst, Va./Amherst
49	Richard Williams	DB	R-So.	6-0	180	Church Road, Va./Dinwiddie
50	Patrick Sexton	LB/LS	R-So.	6-4	210	Virginia Beach, Va./Tallwood
51	Terrell Lynch	LB	R-Jr.	6-3	245	Richmond, Va./Hermitage
52	Tommy Payne	OL	Fr.	6-3	295	Louisa, Va./Louisa

2011 VMI Football Post-Spring Prospectus

Alphabetical Roster

31 - Demetri Phillips, DB
 92 - Philip Pickens, DL
 81 - John Portee, WR
 6 - Justin Price, DB
 69 - Patrick Purington, OL
 57 - Weston Reber, LB
 77 - Jaron Rice, OL
 15 - James Rogers, WR
 85 - Stefawn Ross, WR
 79 - Nick Sadowski, OL
 27 - Jeff Sexton, K
 50 - Patrick Sexton, LB/LS
 26 - Cody Shirley, RB
 66 - D'Angelo Smith, OL
 91 - Justin Smith, DL
 16 - Mike Smith, DB
 54 - Josh Sneed, LB
 67 - James Snyder, OL
 41 - Logan Staib, LB
 70 - Dave Stradford, OL
 25 - T.J. Talley, TB/WR
 44 - Hardy Temoney, FB
 83 - Alec Thompson, WR
 87 - Mario Thompson, TE
 24 - Juan Thrasher, DB
 11 - Tyler Tolley, QB
 40 - David Turner, RB
 21 - Jabari Turner, RB
 29 - Greg Walker, CB
 97 - John Washington, DE
 1 - Trae Watkins, SS
 2 - Deon Watts, LB
 98 - Robbie White, TE
 5 - Trent White, WR
 45 - Miller Williams, LB
 49 - Richard Williams, DB
 74 - Ike Williamson, OL
 18 - Johnny Wimbish, DB
 35 - Derrick Zigler, RB

Numerical Roster

No	Player	Pos.	Cl.	Ht.	Wt.	Hometown/High School (Previous)
53	Andrew Patrick	OL	R-So.	6-2	265	Norcross, Ga./Wesleyan
54	Josh Sneed	LB	Sr.	6-2	245	Lawrenceville, Ga./Collins Hill
55	Mike Maloney	DL	R-Fr.	6-1	247	Yorktown, Va./Grafton
56	Elliott Matthews	LB	R-Fr.	6-2	210	Hampstead, N.C./Topsail
57	Weston Reber	LB	R-So.	6-3	235	Huntersville, N.C./Hopewell
58	Cole Knapp	LB	R-So.	6-1	220	Glen Allen, Va./Deep Run
59	Chris Copeland	LB	Fr.	6-2	215	Hampton, Va./Bethel
60	Parker Cantelou	OL	R-Fr.	6-3	300	Ooltewah, Tenn./Baylor School
61	Oliver Olivas	DL	R-Fr.	5-10	250	Virginia Beach, Va./Kellam
62	Clark Irvine	LS	R-So.	6-1	202	Roanoke, Va./Hidden Valley
63	Nate Murray	OL/DL	Fr.	6-2	290	Melbourne, Fla./Satellite
64	Daniel Bradford	LB	R-Fr.	6-0	215	Copper Hill, Va./Calvary Chapel
65	Brandon Dodd	OL	R-Fr.	6-3	305	Powhatan, Va./Powhatan
66	D'Angelo Smith	OL	Sr.	6-1	260	Ellenwood, Ga./Stockbridge
67	James Snyder	OL	R-So.	6-1	270	Alpharetta, Ga./Milton
68	Robert Collins	OL	R-So.	6-2	285	Roanoke, Va./William Byrd
69	Patrick Purington	OL	R-Fr.	6-5	315	Powhatan, Va./Powhatan
70	Dave Stradford	OL	R-Jr.	5-10	285	Fort Washington, Md./Friendly
72	Parker Cherlin	DL	Fr.	6-3	250	Richmond, Va./Tucker
73	James Boatright	OL	R-Sr.	6-0	290	Grayson, Ga./Grayson
74	Ike Williamson	OL	R-So.	6-2	255	Carrollton, Va./Hampton Christian
75	Andy Marcotte	OL	R-Fr.	6-7	325	Williamsburg, Va./Lafayette
76	Aaron Blue	OL	R-Sr.	6-3	270	Lawrenceville, Ga./Peachtree Ridge
77	Jaron Rice	OL	Fr.	6-4	325	Lawrenceville, Va./Brunswick
78	Rob Bailey	OL	Sr.	6-4	325	Bonaire, Ga./Warner Robins
79	Nick Sadowski	OL	R-So.	6-5	260	Virginia Beach, Va./First Colonial
80	Doug Burton	WR	Fr.	6-0	190	Apex, N.C./Cardinal Gibbons
81	John Portee	WR	Fr.	6-1	175	Woodbridge, Va./Gar-Field
82	Dexter Bridge	WR	Fr.	6-2	185	King of Prussia, Pa./Conestoga
83	Alec Thompson	WR	So.	6-3	185	Brookville, Va./Forest
84	Conner Mays	TE	R-Fr.	6-3	234	Breman, Ga./Breman
85	Stefawn Ross	WR	Jr.	6-4	215	Bealeton, Va./Liberty
86	Chris Harper	OLB	R-So.	6-6	235	Richmond, Va./Douglas Freeman
87	Mario Thompson	TE	R-So.	6-3	235	Newport News, Va./Menchville
88	Aaron Lewis	WR	R-Jr.	6-3	205	Richmond, Va./Meadowbrook
89	Michael Mey	WR	Fr.	6-5	186	Richmond, Va./Tucker
90	Patrick Goulden	DL	R-So.	6-3	255	Laurel, Md./DeMatha
91	Justin Smith	DL	R-So.	6-1	250	Maryville, Tenn./Maryville
92	Phillip Pickens	DL	Jr.	6-1	255	Norcross, Ga./Meadowcreek
93	Denton Ensminger	DL	Fr.	6-3	255	Chambersburg, Pa./Greencastle-Antrim
94	Emanuel Cooper	DL	Fr.	6-5	265	Irondale, Ala./Spain Park
95	Charlie Jones	DL	Jr.	6-1	255	Hampton, Va./Phoebus
96	Shawn Chapman	DL	Jr.	6-0	250	Cocoa, Fla./Rockledge
97	John Washington	DE	R-Fr.	6-2	240	Midland, Va./Liberty
98	Robbie White	TE	R-Jr.	6-2	220	Midlothian, Va./Midlothian
99	Emilio Calvin	OLB	R-Sr.	6-3	260	Woodbridge, Va./Freedom

Post-Spring Depth Chart

Offense

			Yr.	Ht.	Wt.
WR	85	Stefawn Ross	Jr.	6-4	215
	83	Alec Thompson	So.	6-3	185
WR	4	Tracy Hairston	R-Sr.	6-1	190
	88	Aaron Lewis	R-Jr.	6-3	205
LT	78	Rob Bailey	Sr.	6-4	325
	79	Nick Sadowski	R-So.	6-5	260
LG	73	James Boatright	R-Sr.	6-0	290
	53	Andrew Patrick	R-So.	6-2	265
C	66	D'Angelo Smith	Sr.	6-1	260
	70	Dave Stradford	R-Jr.	5-10	285
RG	75	Andy Marcotte	R-Fr.	6-7	325
	68	Robert Collins	R-So.	6-2	285
RT	76	Aaron Blue	R-Sr.	6-3	270
	69	Patrick Purington	R-Fr.	6-5	315
TE	47	Will Lucas	So.	6-2	245
	87	Mario Thompson	R-So.	6-3	235
WR	15	James Rogers	R-Fr.	5-11	185
	5	Trent White	So.	5-11	195
TB	23	Chaz Jones	R-Sr.	5-11	225
	25	T.J. Talley	Sr.	5-11	215
QB	14	Eric Kordenbrock	So.	6-3	220
	8	Adam Morgan	R-So.	6-0	200

Defense

			Yr.	Ht.	Wt.
LE	96	Shawn Chapman	Jr.	6-0	250
	97	John Washington	R-Fr.	6-2	240
NT	95	Charlie Jones	Jr.	6-1	255
	71	Phillip Pickens	So.	6-1	255
RE	91	Justin Smith	R-So.	6-1	250
	90	Patrick Goulden	R-So.	6-3	255
OLB	99	Emilio Calvin	R-Sr.	6-3	260
	86	Chris Harper	R-So.	6-6	235
OLB	22	Byron Allen	R-Sr.	5-11	215
	41	Logan Staib	R-Fr.	6-1	225
ILB	54	Josh Sneed	Sr.	6-2	245
	57	Weston Reber	R-So.	6-3	235
ILB	7	A.J. Gross	R-Sr.	5-11	220
	33	Ty Garvin	R-Fr.	6-3	215
CB	34	Miguel Marshall	So.	5-10	193
	49	Richard Williams	R-So.	6-0	180
SS	31	Demetri Phillips	R-Fr.	6-1	215
	13	Michael Johnson	Jr.	5-9	195
FS	1	Trae Watkins	Sr.	5-11	190
	24	Juan Thrasher	Sr.	5-10	180
CB	16	Mike Smith	So.	5-9	173
OR					
	29	Greg Walker	So.	5-9	165


Special Teams

			Yr.	Ht.	Wt.
P	39	Cameron Murray	Sr.	6-1	210
	36	David Eberhardt	R-So.	5-10	226
K	27	Jeff Sexton	Jr.	6-0	180
	19	James Devens	R-Fr.	5-11	176
SN	62	Clark Irvine	R-So.	6-1	202
	50	Patrick Sexton	R-So.	6-4	215
KO	39	Cameron Murray	Sr.	6-1	210
H	39	Cameron Murray	Sr.	6-1	210

VMI's 2010 Record When

Home	.2-2
Away	.1-6
Playing On Grass	.3-4
Playing On Turf	.0-4
Winning The Coin Toss	.2-7
Losing The Coin Toss	.1-1
Receiving The Ball First	.2-3
Kicking Off First	.1-5
Leading After the 1st Quarter	.2-2
Trailing After the 1st Quarter	.1-5
Tied After the 1st Quarter	.0-1
Leading at Halftime	.3-0
Trailing at Halftime	.0-8
Tied at Halftime	.0-0
Leading After the 3rd Quarter	.3-1
Trailing After the 3rd Quarter	.0-7
Tied After the 3rd Quarter	.0-0
Leading with 2:00 Left	.3-0
Trailing with 2:00 Left	.0-8
Tied with 2:00 Left	.0-0
Scoring First	.3-4
Opponent Scores First	.0-4
Scoring 20 or more points	.3-1
Scoring less than 20 points	.0-7
Scoring 30 or more points	.2-0
Scoring less than 30 points	.1-8
Scoring 40 or more points	.1-0
Scoring less than 40 points	.2-8
Allowing Opponent less than 20 points	.3-1
Allowing Opponent 20 or more points	.0-7
Allowing Opponent less than 30 points	.3-3
Allowing Opponent 30 or more points	.0-5
Rushing for 300 yards or more	.0-0
Rushing for less than 300 yards	.3-8
Passing for 100 yards or more	.3-8
Passing for less than 100 yards	.0-0
Totaling 400 yards or more in offense	.0-0
Totaling less than 400 yards in offense	.3-8
Allowing Opp. 200 or more rushing yards	.0-1
Allowing Opp. less than 200 rushing yards	.3-7
Allowing Opp. 200 or more passing yards	.1-5
Allowing Opp. less than 200 passing yards	.2-3
Committing Fewer Turnovers	.1-0
Committing Equal Turnovers	.2-0
Committing More Turnovers	.0-8
Committing One Turnover or Less	.2-1
Committing Two Turnovers or More	.1-7
Playing In September	.1-2
Playing In October	.2-3
Playing In November	.0-3
Playing a Non-Conference Opponent	.1-4
Playing a Big South Opponent	.2-4
Playing an In-State Opponent	.0-4
Playing an Out-of-State Opponent	.3-4

Player Bios



#22 Byron Allen

R-Senior ♦ SS ♦ 5-11, 215
Massaponax, Va.
Massaponax (Fork Union)

THREE-YEAR LETTERMAN - 2011

Preseason All-Big South...returning All-Conference performer...will give the secondary big-play capa-

bility and veteran presence...had another outstanding off-season of conditioning and has added more size and strength...has 235 career tackles...will serve as a co-captain.

2010 - Named Second Team All-Big South...led the team defensive backs and ranked second among Big South secondary players with 78 tackles for 7.1 stops per game...had 31 solos and 47 assists on the season...ranked seventh in the Big South in total tackles...posted a career-high 13 tackles against Coastal Carolina with 11 assists...also had 11 tackles against Charleston Southern...logged back-to-back nine tackle games against Lock Haven and William and Mary...intercepted a pass and returned it 24 yards against Gardner-Webb in the season finale...credited with a quarterback hurry against Coastal Carolina.

2009 - Named Second Team All-Big South Conference...ranked second in the Big South Conference in tackles per game (9.3)...led Big South Conference defensive backs in tackles per game in both overall and conference games...logged five double-digit tackle games on the year including a career-high 17 total stops at Liberty (eight solos, nine assists)...also posted 12 tackles against Gardner-Webb with five solos and seven assists...credited with 11 tackles against #1 Richmond with 0.5 TFL for 7 yards...also had 11 tackles in season opener against Robert Morris...forced and recovered a fumble at Coastal Carolina and broke up passes against Richmond and Liberty...racked up five solos and four assists against James Madison and also had seven tackle games against Stony Brook and Presbyterian College...played a total of 730 snaps on the year.

2008 - Started 10 of 11 games at cornerback and earned his first varsity letter...ranked second on the team in tackles with 61...posted double-digit tackles in the Charleston Southern game with a career-high 12, including a tackle-for-loss for two yards...intercepted a pass and returned it 24 yards against William & Mary and also picked off a pass for a 21-yard return against Stony Brook...broke up four passes on the year...blocked a kick versus Stony Brook...ranked 12th in the league in tackles...tied for seventh in the conference in interceptions.

2007 - Did not see game action.

HIGH SCHOOL - A graduate of Massaponax High School in Fredericksburg, Va...four-year letterwinner...named All-District as a safety...also a four-year letterwinner in basketball...also lettered in track...prepped at Fork Union Military Academy.

PERSONAL - Full name is Byron Christopher Allen...Economics and Business major.

Allen's Career Stats

Defensive											
YR	G	T/A	Tot.	QBS	TFL-Y	FR	FF	PBU	Int.	Yds.	TD
2008	10	33/29	62	0	1.0-2	0	0	4	2	45	0
2009	10	45/48	93	0	2.5-12	1	1	2	0	0	0
2010	11	31/47	78	0	0-0	0	0	1	1	24	0
Totals	31	109/124	233	0	3.5-14	1	1	7	3	69	0



Byron Allen



#17 A.J. Augustine

R-Sophomore ♦ QB ♦ 6-3, 200
St. Petersburg, Fla.
Admiral Farragut

Had one of the more improved spring practices...has shown steady development at quarterback with reads and technique...should help the depth situation at quarterback...tossed a dump pass in the first spring scrimmage that went 51 yards for a score...will compete for a spot in the two-deep.

2010 - Did not see game action.

2009 - Did not see game action.

HIGH SCHOOL - Graduated from Admiral Farragut High School in St. Petersburg, Fla.

PERSONAL - Full name is Anthony Jerome Augustine...Civil Engineering major.



#78 Rob Bailey

Senior ♦ OL ♦ 6-4, 325
Bonaire, Ga.
Warner Robins

THREE-YEAR LETTERMAN - An all-conference candidate...a leading returning starter on the offensive line...made the transition well from option blocking to a pro-set offense...turned in another excellent spring practice and should be ready for a big senior season...is versatile and has played multiple positions on the O-Line...projected to start at left tackle...has made 22 consecutive starts...attained "Keydet" award status in off-season conditioning.

2010 - Played and started in all 11 games at left tackle and saw action on 774 snaps...emerged as leader along the offensive line...was a key factor in VMI's improved total offense rushing numbers toward the end of the season including 370 yards total offense and 140 yards rushing against Old Dominion in week 10...ground game directed his way for the tough yardage.

2009 - Played in all 11 games and started at two different positions...started four games at right tackle and seven games at left tackle...played 739 plays, which tied with George Handler for the most snaps by an offensive lineman...posted double-digit knockdowns with 12 against both Coastal Carolina and Presbyterian...lettered for the second time.

2008 - Saw action on the offensive line as a true freshman and participated in 122 total plays on the season...played the most against Chowan, when he participated in 38 snaps...was in on 32 plays over the last two games of the year against Stony Brook and Presbyterian...lettered as a true freshman.

HIGH SCHOOL - A graduate of Warner Robins High School in Warner Robins, Ga...two-year starter at offensive tackle...as a junior, helped lead his team to the semi-finals of the Georgia 5A football playoffs...selected by the Georgia Football Magazine Academic All-State First Team and Preseason 5A All-State First Team...as a senior, selected to the First Team All-Houston Co., Second Team Region 1-5A, and Third-Team All-Middle GA football teams...as a junior, chosen to the Second-Team Region 1-5A; Second Team All-Houston Co.; and Honorable Mention All-Middle GA football teams...voted Most Valuable Offensive Lineman for the 2007 season...three-year football letterman, two year basketball letterman and three year baseball letterman.

PERSONAL - Full name is Robert Norman Bailey...Civil Engineering major.



#76 Aaron Blue

R-Senior ♦ OL ♦ 6-3, 270
Suwanee, Ga.
Peachtree Ridge

THREE-YEAR LETTERMAN - One of four returning starters on the offensive line

with three letters...returning starter at right tackle...should give offensive line experience and leadership...converted from defensive line early in his career...has worked hard getting back into conditioning after injury that limited last year.

2010 - Has 2010 season cut short with injury...started the first six games at right tackle before being sidelined for the rest of the year...played on 418 snaps including a season high 85 against Presbyterian...lettered for the third time.

2009 - Played in seven games and lettered...had season interrupted at the mid-way point because of injury...started the first four games of the season at left tackle and returned to the starting lineup for the Army and Old Dominion games the last two contests of the season...played on 363 snaps...had seven knockdowns against Richmond.

2008 - Played in all 11 games on the defensive line and lettered...saw the most action in the season opener against Saint Francis, when he played 39 snaps and made three tackles...posted two-tackle games against Ohio and Charleston Southern.

2007 - Did not see game action.

HIGH SCHOOL - A graduate of Peachtree Ridge High School in Suwanee, Ga...member of 2006 Georgia High School 5A Football State Championship Team...named First Team All-Region by Area Coaches...Gwinnett County Touchdown Club Player of the Month...three-time Peachtree Ridge High School Defensive Player of the Week...Trenchman Award Winner given to Best Overall Lineman of the Week...Special Teams Player of the Week...recorded 85 tackles and 15 sacks as a senior...responsible for six caused fumbles, and two fumble recoveries that year...hauled in a TD pass as a TE in 2006...started in the 2006 Georgia Athletic Coaches Association North/South Football All-Star Game...four-year letterwinner in football and three-year letterwinner in track and field.

PERSONAL - Full name is Michael Aaron Blue...Economics and Business major.



#64 Daniel Bradford

R-Freshman ♦ LB ♦ 6-0, 215
Copper Hill, Va./
Calvary Chapel

Joined the team in Fall, 2010...has worked out recently at linebacker at the "Sam"

position...will give the inside linebackers depth...had an outstanding year of off-season conditioning and scored among the highest classification on the squad with 32 points or more.

2010 - Did not see game action.

HIGH SCHOOL - A graduate of Calvary Chapel High School in Copper Hill, Va.

PERSONAL - Full name is Daniel Jordan Bradford...International Studies major.



#73 James Boatright

R-Senior ♦ OL ♦ 6-0, 290
Grayson, Ga.
Grayson

THREE-YEAR LETTERMAN - Another experienced member of the offensive line who give the unit a veteran presence...has had to contend with injury throughout his career but has been effective when healthy...could be a starter again if he can get back after missing part of spring drills rehabbing...has played a number of positions on the offensive line...has 27 career starts.

2010 - Started the season as a reserve and saw action on 117 snaps over the first five games but then moved into the starting lineup at right guard in week six and made six starts on the season...played on 547 snaps total during the year and lettered for the third time.


2009 - Appeared in just two games on the year seeing action in the James Madison and Richmond games...limited to just 94 plays on the season...had eight knockdowns against Richmond.

2008 - Helped VMI to its third-consecutive Big South Conference rushing crown, as well as a school- and Big South-record 3,932 yards and 357.5 yards per game, which topped the FCS charts...helped VMI pile up 300-plus yards rushing in eight games in 2008...also helped Keydets convert 26-of-32 (81.2%) red-zone scoring opportunities...started all 11 games at center and lettered for the second time...led the O-Line in knockdowns with 75, including 12 in a two-week stretch against Coastal Carolina and Gardner-Webb.

2007 - Started the season in the two-deep picture and moved into the starting line-up in week three when he made his first start at center against James Madison...remained in the starting line-up for the rest of the season, making nine starts...logged double-digit knockdowns over five consecutive games including a season-high 18 against Gardner-Webb...earned his first varsity letter.

HIGH SCHOOL - A graduate of Grayson High School in Grayson, Ga...three-year varsity letterwinner...captain of the football team...received 2005 Ironman Spring Practice Award for Toughness & Durability...named to 2006 Pre-Season and Post-Season All-Gwinnett County Team...awarded 2006 Ram Motivator Spring Practice Award...inaugural recipient of the Rocky Award, given for toughness and determination...named Offensive Lineman of the Year for Gwinnett County as a senior.

PERSONAL - Full name is James Thomas Boatright, III...Civil Engineering major.



#99 Emilio Calvin

R-Senior ♦ LB ♦ 6-3, 260
Woodbridge, Va.
Freedom

THREE-YEAR LETTERMAN - All-Conference performer looking for a big year...has worked hard getting back into conditioning after having his junior year shortened by a knee injury...gives the defense big-play capability...returning starter at defensive end...has 130 career tackles entering the season including 11 for loss.

2010 - Started the first three games of the season before a knee injury in week three against Virginia ended his season after logging 11 tackles over the first two games...had an active and productive season opener against Lock Haven with four solo stops and four assists for eight tackles including a tackle for loss for three yards.

2009 - Named Second Team All-Big South at linebacker...started 10 of 11 games...ranked third on the team in tackles with 66 and led in tackles-for-loss with 9.0 for 37 yards...ranked 13th in the Big South Conference in tackles per game (6.0) and tied for fifth in tackles-for-loss per game (0.2)...among league linebackers, he ranked in the Top 10 in tackles per game (9th)...had career-high 11 tackles versus Gardner-Webb with 1 TFL and nine tackles at Presbyterian College (seven solos and two assists) and a team-high four tackles-for-loss for -18 yards including a sack for -9 yards and was named Big South Conference Defensive Player-of-the-Week...had nine tackles against Coastal Carolina...tied for fifth in the conference in tackles-for-loss in overall games (0.82) and was second in TFL in league games (1.08)...

2008 - Named Second Team All-Big South at linebacker...started 10 of 11 games...ranked third on the team in tackles with 66 and led in tackles-for-loss with 9.0 for 37 yards...ranked 13th in the Big South Conference in tackles per game (6.0) and tied for fifth in tackles-for-loss per game (0.2)...among league linebackers, he ranked in the Top 10 in tackles per game (9th)...had career-high 11 tackles versus Gardner-Webb with 1 TFL and nine tackles at Presbyterian College (seven solos and two assists) and a team-high four tackles-for-loss for -18 yards including a sack for -9 yards and was named Big South Conference Defensive Player-of-the-Week...had nine tackles against Coastal Carolina...tied for fifth in the conference in tackles-for-loss in overall games (0.82) and was second in TFL in league games (1.08)...

2008 - Played his first season at defensive end and saw considerable action in all 11 games...saw playing time increase significantly over the last five weeks, making starts at linebacker late in the season against Liberty and Stony Brook... had 53 tackles, ranking him fifth on the team...had a season-high nine tackles against Ohio, which included four solo stops...also had eight-tackle games in consecutive weeks against Liberty and Stony Brook...recovered a fumble in the opener against Saint Francis...credited with a tackle-for-loss for two yards against Richmond...earned his first varsity letter.

2007 - Did not see game action and was redshirted.

HIGH SCHOOL - A graduate of Freedom High School in Woodbridge, Va...two-year captain of the football team...team MVP as a senior...All-Region Honorable Mention (2006)...All-District First Team Linebacker (2006)...All-District Second Team Defensive End (2005).

PERSONAL - Full name is Emilio Calvin...Economics and Business major.

Calvin's Career Stats

Defensive											
YR	G	T/A	Tot.	QBS	TFL-Y	FR	FF	PBU	Int.	Yds.	TD
2008	11	28/25	53	0	1.0-2	1	0	2	0	0	0
2009	11	33/33	66	3	9.0-37	0	1	2	0	0	1
2010	3	5/6	11	0	1.0-3	0	1	1	0	0	0
Totals	25	66/64	130	3	11.0-42	1	2	5	0	0	1



#60 Parker Cantelou

R-Freshman ♦ OL ♦ 6-3, 300
Ooltewah, Tenn.
Baylor School


Got in some good work in spring drills which helped his development coming off a redshirt

year...increased reps improved technique and continues to work on conditioning...will help the depth situation on the O-Line...started the final spring scrimmage at left guard on a unit that was a depleted by injury in spring practice and showed promise...will vie for a spot on the two-deep.

2010 - Did not see game action.

HIGH SCHOOL - A graduate of Baylor School in Ooltewah, Tenn.

PERSONAL - Full name is Parker McVey Cantelou...International Studies major.



#96 Shawn Chapman

Junior ♦ DL ♦ 6-0, 250
Cocoa, Fla.
Rockledge

TWO-YEAR LETTERMAN - Has seen considerable playing time on special teams and in a

reserve role...ready to move into a starting role on the defensive line with the graduation of three seniors...worked out at defensive in the spring end and is projected as a starter...had another great year of conditioning and was a "Super Iron" Keydet who scored 56 points or better in strength testing.

2010 - Saw action in all 11 games and lettered for the second time...posted a season-high three tackles in the season opener against Lock Haven...played a season-high 39 snaps against both Charleston Southern and Liberty...had a tackle for loss against Stony Brook...on the field for 311 snaps.

2009 - Played in all 11 games serving on special teams and seeing action on 74 plays...credited with tackles against James Madison, Gardner-Webb, and Charleston Southern...on the field for 11 plays against both James Madison and Richmond.

HIGH SCHOOL - Second Team All-Space Coast in '08...First Team All-District (DE) in '07 and '08...blocked three kicks during 2008 campaign...First Team All-Space Coast in 2007...holds school bench press record, 400 lbs.

PERSONAL - Full name is Cameron Shawn Chapman...Computer Science major.

Chapman's Career Stats

Defensive											
YR	G	T/A	Tot.	QBS	TFL-Y	FR	FF	PBU	Int.	Yds.	TD
2009	11	1/2	3	0	0-0	0	0	0	0	0	0
2010	11	3/10	13	0.5	0.5-2	0	0	0	0	0	0
Totals	22	4/12	16	0.5	0.5-2	0	0	0	0	0	0



#42 Bronson Cocke

R-Freshman ♦ LB ♦ 6-1, 200
Gretna, Va.
Gretna


Joined the team for spring drills and worked out at rush end...Will give depth to the outside

linebacker corps.

2010 - Did not see game action.

HIGH SCHOOL - A graduate of Gretna High School in Gretna, Va.

PERSONAL - Full name is Bronson Taylor Cocke...Civil Engineering major.



#68 Robert Collins

R-Sophomore ♦ OL ♦ 6-2, 285
Roanoke, Va.
William Byrd

ONE-YEAR LETTERMAN - Has emerged


from a redshirt year to offensive line starter and could start again this year...has played more than one position on the O-Line...could start at guard...missed part of spring drills recuperation from a foot injury...solid competitor.

2010 - Started all 11 games and lettered for the first time...started the first five games at right guard before moving to right tackle and starting there for the final five games...played a season-high 80 snaps against Old Dominion when VMI gained 370 yards total offense and 140 yards rushing...also on the field for 75 plays against Army in week nine...was in on 702 total plays on the year.

2009 - Did not see game action.

HIGH SCHOOL - Attended William Byrd HS in Roanoke, Va.

PERSONAL - Full name is Robert Lyman Collins...Psychology major.



#19 James Devens

R-Freshman ♦ K ♦ 5-11, 176
Vienna, Va.
Madison

Will help the depth at kicker...showed his range by hitting as 47-yarder in the final spring scrimmage...also made good on attempts of 32 and 19 yards in the first spring scrimmage..

2010 - Did not see game action...named to Big South Presidential Honor Roll.

HIGH SCHOOL - Graduated from Madison HS in Vienna, Va.

PERSONAL - Full name is James Anthony Devens...Electrical Engineering major.





#65 Brandon Dodd

R-Freshman ♦ OL ♦ 6-3, 305
Powhatan, Va.
Powhatan


Saw more reps in spring drills after a redshirt freshman year...began the spring at left guard

before moving to back-up right guard in the middle of the practice period...will give depth and vie for a spot in the two-deep.

2010 - Did not see game action.

HIGH SCHOOL - Graduated from Powhatan High School in Powhatan, Va.

PERSONAL - Full name is Brandon Michael Dodd...Mechanical Engineering major.



#36 David Eberhardt

R-Sophomore ♦ LB/P ♦ 5-10, 226
Chesapeake, Va.
Grassfield

Has been a reserve punter and special teams player the past two years and will help the depth


in the kicking game...punted four times for a 36.5 average and a 45-yarder during the final spring scrimmage.

2010 - Did not see game action.

2009 - Worked out at punter for a time in fall camp...did not see game action.

HIGH SCHOOL - Graduate of Grassfield HS in Chesapeake, Va.

PERSONAL - Full name is David Benjamin Eberhardt...Biology major.



#33 Ty Garvin

R-Freshman ♦ LB ♦ 6-3, 215
Kingsport, Tenn
Sullivan South


Will vie for a spot in the two-deep at inside linebacker...worked out at "Mike" in spring

drills...logged tackles in each of the three spring scrimmages...had a good year of off-season condition and earned Red-Yellow status for scoring at least 32 points in testing.

2010 - Did not see game action...named to Big South Presidential Honor Roll.

HIGH SCHOOL - Graduate of Sullivan South in Kingsport, Tenn...graduated with school's tackles record...twice selected to NE Tenn./SW Virginia Elite team...Fellowship of Christian Athletes POTY in senior year...three-time All-Conf and All-NE Tennessee.

PERSONAL - Full name is Tyler Wade Garvin...Civil Engineering major.



#38 J.O. Goode

R-Sophomore ♦ FB ♦ 6-2, 225
Ridgefield, Conn.
Immaculate

Developed in the backfield at "B" back before being sidelined with injury before the final spring


scrimmage...will help the depth situation in the backfield.

2010 - Did not see game action.

2009 - Did not see game action.

HIGH SCHOOL - Graduate of Immaculate High School.

PERSONAL - Full name is John Owen Goode...History major.



#90 Patrick Goulden

R-Sophomore ♦ DL ♦ 6-3, 255
Laurel, Md.
DeMatha Catholic

Got his first taste of competition last year and should expand his role this year...put on a solid


15 pounds in off-season conditioning...will vie for a spot in the two-deep at nose tackle...credited with three solo stops in the second spring scrimmage.

2010 - Played in six games - Lock Haven, William & Mary, Virginia, Liberty, Charleston Southern, and Army...was in on 35 plays during the year...made tackles in Lock Haven and Army games.

2009 - Did not see game action.

HIGH SCHOOL - Member of 2006, 2007, and 2008 Washington Catholic Athletic Conference (WCAC) championship teams...senior season had six sacks, 45 tackles, three tackles-for-loss, and three fumble recoveries...selected for 2008 WCAC All-Met Defensive Line Team...awarded 2008 DeMatha High School Unsung Hero Award.

PERSONAL - Full name is Patrick Dean Goulden...Psychology major.



#7 A.J. Gross

R-Senior ♦ LB ♦ 5-11, 220
Walford, Md.
Westlake

THREE-YEAR LETTERMAN - Top returning tackler in the Big South Conference...pre-

season 2011 All-Big South conference pick...enters the season with 263 stops...had six tackles in one of the spring scrimmages...will not only be a leader in the line-backer corps, but on defense as well...returns to "Mike" starting spot where he has patrolled the last three years...will serve as a team captain.

2010 - First Team All-Big South...Led all Big South defensive players in tackles with 110 stops and a 10.0 tackles per game average...ranked in the top 20 in tackles in FCS all season long...posted six double-digit tackle games coming against Charleston Southern (17), Liberty and Old Dominion (16), Gardner-Webb (13), and William & Mary and Stony Brook (10)...was named Big South Defensive Player of the Week October 4 with nine tackles and three tackles for loss and a forced fumble against Presbyterian College...his 40 solo stops topped the team defensive charts...tied for third in the BSC in tackles for loss per game (1.0) and tied for second in the conference in fumbles forced per game...intercepted a pass at Charleston Southern and forced a fumble at Army.

2009 - Played in all 11 games and started all contests at inside linebacker...lettered for the second time...logged 10 tackles against Charleston Southern including a tackle-for-loss...had nine tackles with a TFL against Army...finished the year with a season-high 12 tackles against Old Dominion...made one sack in the opener against Robert Morris...finished with 76 tackles on the year which ranked second on the team...played a season-high 82 plays against Stony Brook.

2008 - Voted Second Team All-Big South...Started all 11 games, leading the team in tackles with 67 stops while also pacing the defense with 14.5 tackles-for-loss, ranking him second overall in the Big South...led the Big South in tackles-for-loss in conference games with 8.0 for 33 yards...his four sacks for 20 yards, including 3.0 in BSC games, placed him second in the league...was named Big South Defensive Player of the Week against Coastal Carolina (Oct. 11), when he logged a career-high 13 tackles, including six solos, seven assists, five tackles-for-loss for 27 yards and three sacks for 20 yards...forced a fumble against Presbyterian...also had nine tackles against Liberty with a tackle-for-loss...ranked ninth in the league in tackles per game (7.4) in conference games.

2007 - Played in two early season games (William & Mary and James Madison) and started at linebacker against James Madison in week three before being sidelined the rest of the year...

...made eight tackles with seven assists and a tackle-for-loss against James Madison...made two assisted tackles in his first collegiate game against William & Mary.

HIGH SCHOOL - A graduate of Westlake High School in Waldorf, Md...two-year captain...team Defensive Player of the Year (2006)...First Team All-Academic (2005, 2006)...First Team All-Conference (2005, 2006)...two-time Recipient of the State of Maryland Minds in Motion award for academic excellence.


PERSONAL - Full name is Arthur Spencer Gross, Jr...Biology major.

Gross' Career Stats

Defensive											
YR	G	T/A	Tot.	QBS	TFL-Y	FR	FF	PBU	Int.	Yds.	TD
2007	2	1/9	10	0	0.5-2	0	0	0	0	0	0
2008	11	29/38	67	4.0	14.5-53	0	1	0	0	0	0
2009	11	26/50	76	1.0	3.5-9	0	0	1	0	0	0
2010	11	40/70	110	1.0	11.0-21	1	2	2	1	0	0
Totals	35	96/167	263	6.0	29.5-85	1	3	3	1	0	0



A.J. Gross



#4 Tracy Hairston

R-Senior ♦ WR ♦ 6-1, 190
Martinsville, Va.
Martinsville

THREE-YEAR LETTERMAN - One of the most improved players from a year ago and

continued to impress in spring drills...emerged as a big-play receiver toward the end of last season...slated to be a starting wideout in the pro-set offense again...should be one to watch with more experience and confidence heading into the season...could contend for all-conference honors.

2010 - Converted to wide receiver before the 2010 season and emerged as a top receiver on the team by year's end...finished with 17 receptions which tied for fifth most on the team and led the team in yards per catch with 14.2...caught 12 of his 17 passes over the last five games of 2010...caught a season-high four passes for 31 yards and an acrobatic 12-yard snag over a defender for a score against Old Dominion November 14...caught three passes for 49 yards and a touchdown in season finale against Gardner-Webb...also caught three passes for 51 yards at Charleston Southern...had longest reception of 36 yards against Virginia...caught a pass for 30 yards against Army.

2009 - Saw action in 11 games and lettered for the second time...played mostly reserve secondary and special teams...posted 13 tackles on the season with six solo stops...saw the most action against Charleston Southern with 33 plays and also had two tackles and two assists...had one tackle for loss for 16 yards against Gardner-Webb.

2008 - Lettered for the first time after playing in all 11 games in the secondary and on special teams...compiled nine tackles with seven solos...saw his most action against William & Mary in week two...made a season-high three tackles against William & Mary and had a pass break-up against Chowan.

2007 - Moved from quarterback/wide receiver to defense in fall camp and worked out in the secondary...did not see game action.

HIGH SCHOOL - A graduate of Martinsville High School in Martinsville, Va...captain of both football and basketball teams...All-Piedmont District First Team as a Quarterback and Defensive Back...Second Team All-Region Quarterback...All-Timesland Defensive Back...Honorable Mention All-State...2006 Piedmont District and Regional Champion Track & Field...leading rebounder for 2005-2006 State Championship Basketball Team...as a senior, completed 60 of 95 pass attempts for 854 yards, throwing seven TD; also rushed for 800 yards on 95 attempts, while making 40 tackles and two INT on defense...mentor at Martinsville Middle School...Honor Roll Student.

PERSONAL - Full name is Tracy Michael Hairston...Psychology major.

Hairston's Career Stats

Defensive											
YR	G	T/A	Tot.	QBS	TFL-Y	FR	FF	PBU	Int.	Yds.	TD
2008	11	7/2	9	0	0-0	0	0	2	0	0	0
2009	11	6/7	13	0	1.0-16	0	0	0	0	0	0
Totals	22	13/9	22	0	1.0-16	0	0	2	0	0	0

Receiving

YR	G	No.	Yds.	Avg.	LG	TD	YPG
2010	11	17	242	14.2	36	2	22.0
Totals	11	17	242	14.2	36	2	22.0



Tracy Hairston



#86 Chris Harper

R-Sophomore ♦ OLB ♦ 6-6, 235
Richmond, Va.
Douglas Freeman

ONE-YEAR LETTERMAN - Had a promising first season of action on the field...returns

as a possible starter at "rush"...good size and had a solid year of off-season conditioning scoring more than 40 points on testing...expected to continue improvement and give experienced support to a young defensive front.

2010 - Played in nine games and finished with 29 tackles and lettered for the first time...moved into starting outside linebacker in week four after injury to Emilio Calvin...logged a season-high five tackles against Liberty and had four tackles against Virginia and Stony Brook...logged sacks against Stony Brook and Gardner-Webb...missed Charleston Southern and Army games because of injury.

2009 - Did not see game action.

HIGH SCHOOL - A graduate of Douglas Freeman High School in Richmond, Va.

PERSONAL - Full name is Christopher Creed Harper...Electrical Engineering major.

Harper's Career Stats

Defensive											
YR	G	T/A	Tot.	QBS	TFL-Y	FR	FF	PBU	Int.	Yds.	TD
2010	9	16/13	29	2	3.0-16	0	1	0	0	0	0
Totals	9	16/13	29	2	3.0-16	0	1	0	0	0	0



#20 Zach Hill

R-Freshman ♦ RB ♦ 5-11, 175

Salem, Va.

Glenvar


Will give depth to the backfield...listed at

reserve A back on the post spring depth chart...scored a one-yard touchdown in the second spring scrimmage...scored 32 points or better in off-season strength and conditioning and earned Red-Yellow designation.

2010 - Did not see game action.

HIGH SCHOOL - Graduate of Glenvar HS in Salem, Va.

PERSONAL - Full name is Zachary Asa Hill...Mechanical Engineering major.



#62 Clark Irvine

R-Sophomore ♦ LS ♦ 6-1, 202

Roanoke, Va.

Hidden Valley

Has stepped in and provided depth at long snapper...continues to refine technique...will be in


the mix again for long snapping chores.

2010 - Was a reserve long snapper and moved into action in week six and played in every game for the rest of the year...handled six opportunities in both the Charleston Southern and Old Dominion games.

2009 - Did not see game action.

HIGH SCHOOL - Graduate of Hidden Valley High School in Roanoke, Va.

PERSONAL - Full name is Thomas Clark Irvine...International Studies major.



#13 Michael Johnson

Junior ♦ FS ♦ 5-9, 195

Glen Allen, Va.

Hermitage

TWO-YEAR LETTERMAN - Proven performer in the secondary...projected as a starter

in the secondary...has also been effective in the fifth defensive back role...earned "Keydet" award status in off-season conditioning...stepped in front of a pass that ended a drive in the final spring scrimmage.

2010 - Played in all 11 games and made two four starts when the Keydets opened in a five defensive back set...started at free safety against Virginia and Presbyterian and also made starts against Liberty and Coastal...made a season-high seven tackles against William & Mary and had six stops each against Virginia and Liberty...broke up passes against Charleston Southern and Coastal Carolina...finished the year with 18 solos 23 assists for 41 tackles...intercepted a pass for his second career interception at Charleston Southern...blocked a kick against Lock Haven...played on 604 snaps during the year.

2009 - Played in all 11 games and lettered as a true freshman...made a start late in the season against Army when he played a season-high 70 snaps and had a season-high six tackles...also had five-tackle games against Gardner-Webb and Presbyterian College...intercepted a pass against Richmond...also played on special teams and played a total of 338 plays on the year - the most of any VMI freshman defender.

HIGH SCHOOL - First-Team All-District Utility...Second-Team All-District QB...Honorable Mention All-Metro/All-Region.


PERSONAL - Full name is Michael Anthony Johnson, Jr...Biology major.

Johnson's Career Stats

Defensive											
YR	G	T/A	Tot.	QBS	TFL-Y	FR	FF	PBU	Int.	Yds.	TD
2009	11	14/18	32	0	1.0-1	0	0	1	1	0	0
2010	11	18/23	41	0	0.5-0	0	0	3	0	0	0
Totals	22	32/41	73	0	1.5-1	0	0	4	1	0	0



Michael Johnson



#95 Charlie Jones

Junior ♦ DL ♦ 6-1, 255

Hampton, Va.

Phoebus

TWO-YEAR LETTERMAN - Ready to step into a starting role after proving himself as a capable reserve the last two years...projected to start at nose tackle...will be counted on for leadership on a young defensive front.

2010 - Played in 10 games and lettered for the second time...participated in 32 plays at Virginia for his most time during the season and had a season high five tackles...had four tackle games against William & Mary and Stony Brook...recovered a fumble at Army and forced a fumble against Liberty...finished with 25 tackles on the year.


2009 - Played as a true freshman on the defensive line and lettered after seeing action in all 11 games...played a season-high 26 snaps against James Madison and Gardner-Webb...made three tackles at James Madison and two tackles in the opener against Robert Morris...on the field for 180 snaps...finished the year with five solos and four assists.

HIGH SCHOOL - First Team All-Daily Press (2007)...First Team All-Peninsula District (2006, 2007)...First Team All-Eastern Region (2006, 2007)...First Team All-State (2006)...Academic Honor Roll every semester of academic career (1st thru 12th grade).

PERSONAL - Full name is Charles W. Jones...Economics and Business major.

Charlie Jones' Career Stats

Defensive											
YR	G	T/A	Tot.	QBS	TFL-Y	FR	FF	PBU	Int.	Yds.	TD
2009	11	5/4	9	0	0.0-0	0	0	0	0	0	0
2010	10	9/16	25	0.5-4	1.0-5	1	1	0	0	0	0
Totals	21	14/20	34	0.5-4	1.0-5	1	1	0	0	0	0



#23 Chaz Jones

R-Senior ♦ TB ♦ 5-11, 220
Cleveland Heights, Ohio
Glennville

THREE-YEAR LETTERMAN - The top returning rusher on the team and could contend for all-

conference honors...has stepped in and adjusted to the pro-set responsibilities and should be a big part of the VMI running game again...scored a six-yard TD in VMI's final spring scrimmage...projected to start again at A back.

2010 - Led the team in rushing with 502 yards and 55.8 yards per game to rank sixth in the BSC...missed the first two games of the season because of injury...scored six rushing touchdowns which also paced the team...his seven touchdowns led the team and was seventh highest in the BSC and he tied for the team lead in points scored with 42 which ranked 10th in the conference...was second on the team in all-purpose yards with 636 for 70.7 yards per game...caught the third most passes on the team with last year with 24 receptions...rushed for a season and team-high 118 yards and a touchdown against ODU Nov. 14...gained 72 yards and a touchdown against Army on Oct. 30...rushed for 51 yards and three touchdowns at Charleston Southern Oct. 23 becoming the first VMI back to score three rushing TD's in a game since the seventh game of 2009...rushed for 88 yards and a score vs. Presbyterian College Oct. 2.

2009 - Played in the first five games of the season before sustaining injury in the Coastal Carolina game and having his season shut down...rushed twice for nine yards in the opener against Robert Morris...carried five times for eight yards against Richmond...also played special teams...lettered for the second time.

2008 - Played in 10 of 11 games...started the Richmond and Coastal Carolina games when Howard Abegeah was sidelined with injury...ranked third on the team in rushing with 407 yards on 66 carries for a 6.2 ypc average...rushed for four touchdowns, which was also the third-most on the team...nearly surpassed the century mark twice when he had 98 yards on 14 carries and two touchdowns against Liberty, which included a 53-yard run...also rushed for 97 yards against Chowan and logged a 65-yard run, which stood as the longest run by a Keydet during the season...rushed for a workhorse-like 53 yards on 14 carries and two touchdowns in win over Coastal Carolina...ran for 59 yards against Richmond...returned a kick for 17 yards against William & Mary.

2007 - Did not see game action.



Chaz Jones (above) and Eric Kordenbrock (below)



HIGH SCHOOL - A graduate of Glennville High School in Cleveland, Ohio...Honorable Mention All-Northeast Ohio Lake Erie District...All-LEL Conference Honorable Mention...All-Cuyahoga County Honorable Mention... team Offensive MVP...Cleveland Plain Dealer Player of the Week...2006 All-Senate Honorable Mention...as a junior, totaled 1,658 yards in total offense (871 passing, 787 rushing) while scoring 17 TD...as a senior, rushed for 705 yards and 8 TD and made ten catches for 117 yards and 2 TD...All-League Running Back.

PERSONAL - Full name is Chaz Deandre Jones...Economics and Business major.

Chaz Jones' Career Stats

Rushing							
YR	G	Att.	Yds.	Avg.	LG	TD	YPG
2008	10	66	407	6.2	65	4	40.7
2009	5	10	22	2.2	5	0	4.4
2010	9	133	502	3.8	31	6	55.8
Totals	24	209	931	4.5	65	10	38.8
Receiving							
YR	G	No.	Yds.	Avg.	LG	TD	YPG
2009	5	1	2	2.0	2	0	0.2
2010	9	24	134	5.6	25	1	14.9
Totals	14	25	136	2.0	25	1	5.7
Kickoff Returns							
YR	Att.	Yds.	Avg.	LG	TD		
2008	1	17	17.0	17	0		
Totals	1	17	17.0	17	0		



#58 Cole Knapp

R-Sophomore ♦ LB ♦ 6-1, 220
Glen Allen, Va.
Deep Run

Has worked himself into the two-deep picture at linebacker...listed on the post-spring depth chart at reserve "Sam" slot at outside linebacker...could see playing time there as well as special teams.

2010 - Did not see playing time.

2009 - Did not see game action.

HIGH SCHOOL - Graduate of Deep Run High School.

PERSONAL - Full name is Cole Martin Knapp...Economics and Business major.



#14 Eric Kordenbrock

Sophomore ♦ QB ♦ 6-3, 220
Gibsonia, Pa.
Pine-Richland

ONE-YEAR LETTERMAN - Vying for the

starting quarterback job this fall...showed promise last fall adjusting to the college game and the new offense...has a strong arm and should be more confident with a year's experience behind him...completed six of nine passes for 55 yards in final spring scrimmage.


2010 - Played in nine games and completed 64 passes for 723 yards and three touchdowns...made college debut in the season opener against Lock Haven and completed four of eight passes...came off the bench against Liberty and completed nine of 13 passes for 109 yards and a touchdown...three an 80-yard TD strike to Mario Scott against Stony Brook...made first start against Charleston Southern and completed 3-of-9 passes before having to leave game with a hand injury...returned the following week to complete 15 of 27 passes for 139 yards and a touchdown at Army...had most productive day in a start against Old Dominion throwing for a season high 175 yards in first half before being sidelined with a knee injury on his first pass attempt of the second half...had a 55-yard touchdown pass against Old Dominion...finished second on the team in total offense averaging 76.0 yards per game...had a 50% completion percentage.

HIGH SCHOOL - Two-year starter in football...360 attempts, 147 completions, 2205 yards, 21 TD's...one of fifteen quarterbacks invited to the National Underclassmen Combine in Norman, Okla...three-year letterman in basketball...father, Bob, was an All-America pitcher at UNLV.

PERSONAL - Full name is Eric Joseph Kordenbrock...Economics and Business major.

Kordenbrock's Career Stats

Passing								
YR	G	Cmp.-Att.	Effic.	Pct.	Yds.	TD	INT	LG
2010	9	67-134	92.26	50.0	723	3	7	80
Totals	9	67-134	92.26	50.0	723	3	7	80



#88 Aaron Lewis

R-Junior ♦ WR ♦ 6-3, 205
Richmond, Va.
Meadowbrook

TWO-YEAR LETTERMAN - Has had his college career interrupted by injury but has shown potential in his limited playing time...could step up as a go-to target this fall...has adjusted to the pro-set offense and had a productive spring bolstered by a good year in the weight room where he earned the Keydet award in strength and conditioning testing...listed in the two-deep at X wideout...caught passes of 20 and 15 yards in final spring scrimmage and also caught a 25-yarder in scrimmage two.

2010 - Played in all 11 games and lettered for the second time...caught five passes for 49 yards...had three of his catches in the season opener against Lock Haven when he also snagged a 20-yarder for his longest catch of the year...made a 10-yard reception at Stony Brook...member of Big South Presidential Honor Roll.

2009 - Played in eight of 11 games and lettered for the first time...saw action in 55 plays...made his season debut against Richmond and appeared in seven straight games.

2008 - Played in three games (Chowan, Ohio, and Richmond) before sustaining a knee injury that ended his season...underwent surgery...caught a 24-yard touchdown pass against Chowan for his first and lone pass reception.

HIGH SCHOOL - A graduate of Meadowbrook High School in Richmond, Va...captain of football team as a senior...three-year letterman...Second-Team All-Central District as a wide receiver in 2007...helped lead team to 9-3 Record and a Central District Championship in his senior season.

PERSONAL - Full name is Dwayne Aaron Lamar Lewis...Economics and Business major.

Lewis' Career Stats

Receiving							
YR	G	No.	Yds.	Avg.	LG	TD	YPG
2008	3	1	24	24.0	24	1	8.0
2009	8	0	0	0	0	0	0.0
2010	11	5	49	9.8	20	0	4.5
Totals	22	6	73	12.2	24	1	3.3



The VMI band plays the National Anthem prior to a home game.



#43 Blake Louthan


R-Freshman ♦ DB ♦ 5-10, 154
Richmond, Va.
Douglas Freeman

Will give depth to the secondary...joined the team for spring drills...worked out at free safety...could also help out on special teams.

2010 - Did not see game action.

HIGH SCHOOL - Graduate of Douglas Freeman in Richmond, Va.

PERSONAL - Full name is Christopher Blake Louthan...History major.



#47 Will Lucas

Sophomore ♦ TE ♦ 6-2, 245
Hartsville, S.C.
Hartsville

ONE-YEAR LETTERMAN - Will look to add depth at tight end...in the two-deep picture on offense...played as a true freshman and has playing experience...could also help out on special teams...posted good numbers in off-season strength and conditioning and earned Keydet Award status.


2010 - Played in all 11 games and lettered as a true freshman...caught passes against William & Mary and Coastal Carolina...on the field for 13 snaps at Charleston Southern and graded highly...contributed on special teams.

HIGH SCHOOL - Valedictorian...Shrine Bowl Academic Award...Shrine Bowl Participant...S.C. Varsity All-State (Second Team) and All-Area Code Team...S.C. Varsity AAAA Offensive Lineman of the Year...High School Sports Report's AAAA All-State Team...VWPDE/The Zone All-Area Team...State Newspaper All-State (Third Team)...High School Sports Report's Top 100 Football Players...captain of football and baseball teams.

PERSONAL - Full name is William G.H. Lucas...Applied Mathematics.

Lucas' Career Stats

Receiving							
YR	G	No.	Yds.	Avg.	LG	TD	YPG
2010	11	2	9	4.5	5	0	0.8
Totals	11	2	73	12.2	24	1	3.3



#51 Terrell Lynch

R-Sophomore ♦ DL ♦ 6-2, 230
Richmond, Va.
Hermitage

ONE-YEAR LETTERMAN - Will give depth to the inside linebacker position...moved to linebacker from defensive line...listed on the post spring depth chart at "Ted" slot...has valuable game experience...has put on and additional 10-15 pounds over the past year.

2010 - Had season limited by injury last year...played in the first four games before being sidelined...saw action on 35 plays...had two unassisted tackles in the opener against Lock Haven.

2009 - Saw limited reserve duty and special teams but played in all but one game...was on the field for 38 snaps in his first season of college level football...lettered...recovered a fumble in the Presbyterian College game.


2008 - Did not see game action.

HIGH SCHOOL - A graduate of Hermitage High School in Richmond, Va....coached by Patrick Kane...First-Team All-Colonial District - Defensive Line (2007)...First-Team All-Central Region - Defensive Line (2007)...First-Team All-Metro - Defensive Line (2007)...First-Team All-Group AAA State - Defensive Line...senior season stats: eight sacks, 47 tackles, nine tackles-for-loss, four fumble recoveries, one TD.

PERSONAL - Full name is Earnest Terrell Lynch...Computer Science major.

Lynch's Career Stats

Defensive											
YR	G	T/A	Tot.	QBS	TFL-Y	FR	FF	PBU	Int.	Yds.	TD
2009	10	0/0	0	0	0.0-0	1	0	0	0	0	0
2010	4	2/0	2	0	0.0-0	0	0	0	0	0	0
Totals	14	2/0	2	0	0.0-0	1	0	0	0	0	0



#55 Mike Maloney

R-Freshman ♦ DL ♦ 6-1, 247
Yorktown, Va.
Grafton

Worked out at right end in the spring...will give the Keydets depth on a young defensive

line...tested out and earned Red/Yellow award designation for off-season strength and conditioning.

2010 - Did not see game action.

HIGH SCHOOL - Graduate of Grafton HS in Yorktown, Va.

PERSONAL - Full name is Michael John Maloney...International Studies major.



#75 Andy Marcotte

R-Freshman ♦ OL ♦ 6-7, 325
Williamsburg, Va.
Lafayette


Got to see a lot of action in spring drills...worked out at right guard...will be in

the two-deep picture on the offensive line...continues to work hard in strength and conditioning...will provide depth after a redshirt year.

2010 - Did not see game action.

HIGH SCHOOL - Team Captain...three-year letterman...two-time First Team All-District, Second Team All-Region, All-Daily Press Team and All-Virginia Gazette Team...All-757 team...four-year honor roll...three-year Ironman Award (weightlifting).

PERSONAL - Full name is Andrew Michael Marcotte...Economics and Business Major.



#34 Miguel Marshall

Sophomore ♦ DB ♦ 5-10, 193
Woodbridge, Va.
Forest Park (FUMA)

ONE-YEAR LETTERMAN - Big play defensive back...will project in the two-

deep...worked out in spring drills at corner...got on the field as a true freshman and gained experience...had four solos and two assisted tackles in spring scrimmage.


2010 - Saw action in a reserve role and special teams and lettered...played in seven games and made his college debut against Presbyterian...credited with a tackle at Army...had a season-high 41 plays against Liberty.

HIGH SCHOOL - Three-star rival rating...eight interceptions at FUMA...All-District and All-Area as a junior and senior in HS.

PERSONAL - Full name is Miguel Amani Marshall...Psychology major.

Marshall's Career Stats

Defensive											
YR	G	T/A	Tot.	QBS	TFL-Y	FR	FF	PBU	Int.	Yds.	TD
2010	7	1/0	1	0	0.0-0	0	0	0	0	0	0
Totals	7	1/0	1	0	0.0-0	0	0	0	0	0	0



#56 Elliott Matthews


R-Freshman ♦ OLB ♦ 6-2, 210
Hampstead, Va.
Topsail

Expected to provide depth on the defensive front on the edge...worked out at rush outside linebacker in the spring...gained 32 points or better to attain the Red/Yellow award in off-season conditioning...will contribute to the defense after a redshirt year.

2010 - Did not see game action.

HIGH SCHOOL - Graduate of Topsail HS in Hampstead, Va.

PERSONAL - Full name is George Elliott Matthews III...Physics major.



#84 Conner Mays

R-Freshman ♦ TE ♦ 6-3, 234
Bremen, Ga.
Bremen

Will vie for playing time at tight end...had a good spring practice and caught a 17-yard touchdown pass in the second spring scrimmage...had a terrific year in the weight room and was one of four squad members to get "Iron Keydet" status given for 48-point scorers or better...looking to make a contribution on the field.


2010 - Did not see game action.

HIGH SCHOOL - Four-year letterman in Football, Track and Power Lifting...2009 First Team All-State...2009 First Team Pre-Season All-State...2009 First Team Academic All-State...2008 First Team All-Area...Bench Press - 375, Squat - 475...31-inch Vertical Leap.

PERSONAL - Full name is Conner Warren Mays...Economics and Business major.

Cameron Murray





#8 Adam Morgan

R-Sophomore ♦ QB ♦ 6-0, 200
Sutherland, Va.
Dinwiddie

ONE-YEAR LETTERMAN - Competing for the starting job at quarterback...has a year of experience entering his redshirt sophomore season...good mobility and loves to lead...completed seven of 13 aerials for 69 yards in the final spring scrimmage.

2010 - Split time at quarterback and saw action as both a starter and reserve...played in nine games and lettered...threw for 370 yards and three touchdowns...tossed two touchdown strikes in his college debut against Lock Haven and completed seven of 14 passes for 120 yards including a long of 46 yards...completed 10 of 19 passes at Gardner-Webb for 117 yards and a touchdown...made his lone start against Liberty.


2009 - Did not see game action.

HIGH SCHOOL - Named First-Team All-State QB and Offensive Player of the Year for AAA by Virginianpreps.com & rivals.com...Second-team AAA All-State QB by the Associated Press...unanimous vote for First-team All-District (three-consecutive years) and Offensive Player of the Year (two straight seasons)...First-team All-Central Region QB, and Central Region Offensive Player of the Year...Central Region Report First-Team QB (twice) and Player of the Year by Virginianpreps.com...First-Team QB and Player of the Year by Progress Index...All-Metro First-Team QB and All-Metro Player of the Year by the Richmond Times Dispatch...received All-American status through O-D.com, named to their top 100 (No. 25) in the nation, and invited to play in their All-Star Game...All-Central District and Central Region Academic...2008 Statistics: 232 for 379 (61%) for 3499 yards and 48 touchdowns (new VHSL single season record)...rushed 125 times for 758 yards and 8 touchdowns for an average of 6.0 yards per carry

PERSONAL - Full name is Adam Boyd Morgan...Economics and Business major.

Morgan's Career Stats

Passing								
YR	G	Cmp.-Att.	Effic.	Pct.	Yds.	TD	INT	LG
2010	9	35-76	89.45	46.1	370	3	4	46
Totals	9	35-76	89.45	46.1	370	3	4	46



#39 Cameron Murray

Senior ♦ P ♦ 6-1, 210
Richmond, Va.
Deep Run

TWO-YEAR LETTERMAN - Has developed into a dependable contributor in the kicking game...projected as the punter for this fall after handling kickoffs the last two years...had worked hard on consistency...can also placekick...averaged a scrimmage-high 39.8 yards in final spring outing and booted a 46-yarder.

2010 - Handled the team kickoff duties and lettered for the second time...also was the placeholder for field goals and extra points...appeared in all 11 games.

2009 - Played in seven games and handled kickoff duties in those contests...lettered for the first time.

2008 - Started the fall on the VMI soccer team but joined the football program three weeks into the season...punted in three games-Richmond, Liberty, and Presbyterian...punted four times for a 33.0 average with a long of 39 yards against Liberty.

HIGH SCHOOL - A graduate of Deep Run High School in Glen Allen, Va...three-year letterwinner as a punter and kicker at Deep Run...earned All-District honors...led Deep Run to two straight Colonial District titles and two Central Region semifinal appearances on the soccer field...named Second Team All-District as a goalkeeper...was a member of the Richmond Strikers Academy team in '07-08 and competed at Disney 2006 US Club Soccer Championships...received prestigious West Point Society of Richmond's Award for Leadership in 2007.

PERSONAL - Full name is Cameron Richard Murray...son of former VMI punter Cal Murray '83, who serves as color commentator on the VMI Football Radio Network...Biology major.

Murray's Career Stats

Punting								
YR	No.	Yds.	Avg.	LG	TB	FC	I20	Blkd
2008	3	132	33.0	39	0	1	0	0
Totals	3	132	33.0	39	0	1	0	0

Kickoffs				
YR	G	No.	Yds.	Avg.
2009	7	29	1559	53.8
2010	11	41	2285	55.7
Totals	18	70	3844	54.9



Adam Morgan



#61 Oliver Olivas

R-Freshman ♦ DL ♦ 5-10, 250
Virginia Beach, Va.
Kellam

Coming off a redshirt season and will provide depth on the defensive line...worked out at nose on the D-Line in the spring...worked hard in off-season conditioning and was one of 13 players to score 40 points or better in testing and earn the Keydet Award.


2010 - Did not see game action.

HIGH SCHOOL - Graduate of Kellam HS in Virginia Beach, Va.

PERSONAL - Full name is Oliver Odilon Olivas...Civil Engineering major.



Head Coach Sparky Woods observes players before a game.



#28 Tyler Owens

R-Freshman ♦ OLB ♦ 6-1, 210
Douglasville, Ga.
Lithia Springs

Will vie for playing time at outside line-backer...could project in the two-deep...had spring practice limited by injury...attained Red/Yellow award status in strength and conditioning testing...has worked out at "Sam" linebacker...looking to make a contribution on the field after a redshirt season.

2010 - Did not see game action.

HIGH SCHOOL - 2010 - Invitation O/D All American Game...2009 - Top 100 in Georgia...Region 5-AAAA Feb 15...2008/09 - Team Captain...2008 - All Conference...2008 Stats: 135 Tackles, 10 TFL, 5 Sacks, 4 Forced Fumbles, 2 Interceptions, 1 TD...3.5 GPA/Board Scholar.

PERSONAL - Full name is Tyler Ashton Owens...Biology major.



#53 Andrew Patrick

R-Sophomore ♦ OL ♦ 6-2, 265
Norcross, Ga.
Wesleyan School


Missed most of spring drills injured...working to get back to make a contribution this fall...could give depth on the offensive line.

2010 - Did not see game action.

2009 - Did not see game action.

HIGH SCHOOL - Four-year letterwinner, over 150 career tackles...member of 2008 Georgia Class A State Champions...averaged an 87% blocking grade during 2008 season...had 32 solo tackles, 28 assists and four sacks during senior campaign...First-Team All-Region at DT...Georgia Athletic Coaches Association All-State Team (2008)...Georgia H.S. Coaches Association Class A Def. POTY (2008).

PERSONAL - Full name is Andrew Clark Patrick...Civil engineering major.



#31 Demetri Phillips

R-Freshman ♦ DB ♦ 6-1, 215
Brown Summit, N.C.
N.E. Guilford

Projected to be in the two-deep in the secondary after redshirting last year...listed on the post-spring depth chart at back-up strong safety...will give the defensive backfield size and athleticism...had a pass break up in the first spring scrimmage...had gained strength and put on additional weight in conditioning and placed Red/Yellow award status.

2010 - Did not see game action.

HIGH SCHOOL - Two-year letterwinner...Mid-Piedmont All-Conference as a senior...Bench - 290, Power Clean - 270, Squat - 400...51 tackles (six for loss)...caused and recovered two fumbles...five interceptions (ran two back for TD's).

PERSONAL - Full name is Demetrius Deon Phillips...Economics and Business major.



#92 Phillip Pickens

Junior ♦ DL ♦ 6-1, 255
Norcross, Ga.
Meadowcreek


ONE-YEAR LETTERMAN - Had a good spring transitioning to the defensive line after spending the first two years on offense...will help the depth on the defensive front...slotted at right end...should get playing time...credited with two sacks and a quarterback hurry in the final spring scrimmage...one of 13 on the team to test to Keydet Award level in off-season strength and conditioning...named to the 2010-11 Presidential Honor Roll.

2010 - Played 22 snaps on the offensive line in the first game against Lock Haven for his only action of the year.

2009 - Made his college debut in game two against James Madison and played 21 snaps...also played in the last four games of the season...started the last three games (Liberty, Army, Old Dominion) at right guard...lettered...had five knockdowns against Charleston Southern and eight at Army...played a total of 211 snaps.

HIGH SCHOOL - Offensive line MVP in 2005 and 2007...Four-Time Gwinnett County Touchdown Club Player Of the Month...voted to the All-Star team in December 2008...Two-year Scholar-Athlete and held team's highest GPA in 2006 and 2007...Four-year letterman in football...as a wrestler, was Two-time MVP and Scholar-Wrestler ('07 and '08)...state 8AAAAA qualifier in 2007 and placed third in state Division 8AAAAA in '09...placed fourth in the 2008 GHSA Wrestling Championship.

PERSONAL - Full name is Phillip Gregory Pickens...Civil Engineering major.



#69 Patrick Purington

R-Freshman ♦ OL ♦ 6-5, 315
Powhatan, Va.
Powhatan

Worked out at both left and right tackle during spring drills...will give the Keydets depth on the offensive line...has put on 15 pounds in the off-season...coming off a redshirt freshman year.

2010 - Did not see game action.

HIGH SCHOOL - Graduate of Powhatan HS in Powhatan, Va.

PERSONAL - Full name is Patrick Alan Purington...International Studies major.



Weston Reber



#57 Weston Reber

R-Sophomore ♦ LB ♦ 6-3, 235
Huntersville, N.C.
Hopewell

ONE-YEAR LETTERMAN - Had last year shortened by injury but continues to be one to watch at inside linebacker...projected to in the two-deep at one inside linebacker...slotted at "Ted"...tested out to Keydet Award in off-season conditioning.

2010 - Played in the first four games at inside linebacker and also contributed on special teams...had four solos and six assists...logged three tackles against Lock Haven and Virginia...credited with a sack for one yard against Presbyterian and forced a fumble in that game.


2009 - Saw action in all 11 games in a reserve and special teams role...played the most in the James Madison game where he saw 27 plays of action...had three tackles and one assist on the season.

HIGH SCHOOL - 2008 Team Captain...2008 All-Conference, All-Mecklenburg Area and Bronco Nagurski Student-Athlete Finalist...Two-year member of National Math Honor Society (Mu Alpha Theta)...Two-year member of National History Honor Society.

PERSONAL - Full name is Weston Carl Reber...Applied Mathematics major.

Reber's Career Stats

Defensive											
YR	G	T/A	Tot.	QBS	TFL-Y	FR	FF	PBU	Int.	Yds.	TD
2009	11	3/1	4	0	0-0	0	0	0	0	0	0
2010	5	4/6	10	1.0	1.0-1	0	1	0	0	0	0
Totals	16	7/7	14	1.0	1.0-1	0	1	0	0	0	0



#15 James Rogers

R-Freshman ♦ WR ♦ 5-11, 185
Midland, Va.
Liberty

Working for find a place among the receiving corps and was in the mix at H spot during most of spring practice...held out of the final spring scrimmage because of injury...caught a seven-yard pass in the first spring scrimmage...could see playing time this fall.


2010 - Did not see game action.

HIGH SCHOOL - Graduate of Liberty High School.

PERSONAL - Full name is James Brett Rogers II...Civil Engineering major.



Stefawn Ross



#85 Stefawn Ross

Junior ♦ WR ♦ 6-4, 215
Beaeton, Va.
Liberty

TWO-YEAR LETTERMAN - Continues to develop as a receiver and has taken on more of the leadership role...comes in with a year experience on the offensive side after transitioning last season from defense...gives the receivers big play capability...projected as a returning starter.

2010 - Played in nine games and lettered for the second time - his first as a wide receiver...missed the first two games because of injury before making his season debut against Virginia...caught two passes for 18 yards against Stony Brook...caught passes against Coastal Carolina and Old Dominion.

2009 - Played in nine games and lettered as a true freshman...saw most of his action at reserve outside linebacker and special teams and played on 141 snaps...had two tackles and one assist on the year.

HIGH SCHOOL - Two-way threat during only year of high school football, playing both WR and DE...team won Northwest Regional championship...Three-year letterwinner on Liberty's basketball team...possesses 35-inch vertical leap and runs 4.56 40-yard dash.


PERSONAL - Full name is Edward Carl Stefawn Ross...Mechanical Engineering major.

Ross' Career Stats

Defensive											
YR	G	T/A	Tot.	QBS	TFL-Y	FR	FF	PBU	Int.	Yds.	TD
2009	9	2/1	3	0	0-0	0	0	0	0	0	0
Totals	9	2/1	3	0	0-0	0	0	0	0	0	0

Receiving

YR	G	No.	Yds.	Avg.	LG	TD	YPG
2010	9	4	34	8.5	14	0	3.8
Totals	9	4	34	8.5	14	0	3.8



#79 Nick Sadowski

R-Sophomore ♦ OL ♦ 6-5, 260
Virginia Beach, Va.
First Colonial

Listed on the post-spring depth chart at back-up left tackle...will give the offensive line depth...has hit the weight room hard and has put on a solid 15 pounds from last year.


2010 - Did not see game action.

2009 - Did not see game action.

HIGH SCHOOL - Graduate of First Colonial High School in Virginia Beach, Va.

PERSONAL - Full name is Nicholas Barrett Sadowski...Mechanical Engineering major.





#27 Jeff Sexton

Junior ♦ K ♦ 6-0, 180
Memphis, Tenn.
Christian Brothers

TWO-YEAR LETTERMAN - Has handled the kicking chores the past two years...emerged from spring drills as the leading candidate to remain and that role and was steady in all three spring scrimmages hitting five of six attempts and all extra-point tries...looking ahead to a big junior season...has converted 39 consecutive PAT's heading into the season.

2010 - Co-led the team in scoring with 42 points...converted all 21 extra-point attempts...was seven of 15 in field goal tries with a long of 44 yards...converted five of six field goal attempts over a five-game mid-season stretch including two field goals of 30 and 34 yards in the win at Charleston Southern...lettered for the second time.


2009 - Won the starting placekicker duties in fall camp and converted 26 of 29 PATS, including his last 18 of the year...hit three of six field goals on the year with a long of 32 yards twice (JMU, Presbyterian College)...kicked a 28-yard field goal at Army...also handled kickoff chores against Richmond (5 kicks-57.8 avg.) and Army (4 kicks-51.5 avg.)...lettered for the first time.

HIGH SCHOOL - Graduate of Christian Brothers High School in Memphis, Tenn...four-year letterman in football...responsible for place kicking and punting...converted over 95% PATs and 45.5% field goal attempts with a long of 44 yds...also punted for an average of over 34 yds...selected to the First Team-Tennessee Super Prep Conference-West Region, Memphis Metro All-Star Football Team, Memphis Commercial Appeal Best of the Preps First Team-Private Schools and the Auto Zone Liberty Bowl High School All-Star Football Team.

PERSONAL - Full name is Jeffery Emerson Sexton, Jr...International Studies major.

Sexton's Career Stats

Kicking									
YR	G	FG/FGA	LG	EP/EPATpts.	KO	Yds	Avg.	TB	
2009	11	3/6	32	26/29	35	9	495	55.0	0
2010	11	7/15	44	21/21	42	0	0	0	0
Totals	22	10/21	44	47/50	77	9	495	55.0	0



#50 Patrick Sexton

R-Sophomore ♦ LB/LS ♦ 6-4, 210
Virginia Beach, Va.
Tallwood

Will provide depth at the snapper position...has also worked out at inside linebacker and will help out with the depth situation there...has game experience on special teams.

2010 - Took over some snapping duties at mid-season when Logan Sorenson went down with a knee injury in week five...on the field for games against Stony Brook, Liberty, Charleston Southern, Army, Coastal Carolina, Old Dominion, and Gardner-Webb...saw action on 47 plays.

2009 - Did not see game action.

HIGH SCHOOL - A graduate of Tallwood High School in Virginia Beach, Va.

PERSONAL - Full name is Patrick Michael Sexton...Mechanical Engineering major.



#66 D'Angelo Smith

Senior ♦ OL ♦ 6-1, 260
Ellenwood, Ga.
Stockbridge

TWO-YEAR LETTERMAN - Returning starter at center...had a good spring and projected to start again at center...has been consistent and productive...will give the O-line experience and leadership.

2010 - Played and started all 11 games at center...lettered for the second time...was in on 745 total snaps on the year...was a factor in VMI's improved rushing numbers toward the end of the season.

2009 - Played in five consecutive games starting at midseason and played on 225 snaps...started at left guard against Charleston Southern and Liberty...saw the most action against Liberty (53) and Presbyterian College (51)...lettered...had seven knockdowns against Presbyterian College and five against Charleston Southern.

2008 - Appeared in four games as a reserve offensive lineman and worked mainly at tackle...played against Saint Francis, Chowan, Richmond, and Coastal Carolina...participated on 24 snaps against Chowan with six knockdowns and 10 snaps against Saint Francis.

HIGH SCHOOL - A graduate of Stockbridge High School in Stockbridge, Ga...coached by Steve Collins...two-year starter on offensive line...team captain as a senior...selected Second Team All-Region...Two-year football letterman... Stockbridge HS Academic Award Winner as a senior in football.

PERSONAL - Full name is D'Angelo Romane Smith...Computer Science major.



#91 Justin Smith

R-Sophomore ♦ DL ♦ 6-1, 250
Maryville, Tenn.
Maryville

ONE-YEAR LETTERMAN - Another defensive lineman who has developed steadily the past two years and is ready to step into a starting role...listed on the post-spring depth chart at starting right end...got valuable playing experience last season...productive off-season and added 10 pounds to frame and attained Red/Yellow award status.

2010 - Saw substantial playing time throughout the season in a reserve role on the defensive line...played a season-high 37 snaps in the win at CSU and had six tackles and a half tackle-for-loss...registered three tackles each against Liberty and Old Dominion...picked up a 10-yard sack in the opener against Lock Haven...also contributed a sack against Gardner-Webb.

2009 - Did not see game action.


HIGH SCHOOL - 4A TACA All-State, TSWA All-State, Consensus All-State 4A Defense, AP All-State Defense, Reebok All-State Defensive Team (2008)...finished career with 255 tackles (39.5 for loss), 21 sacks, 13 fumbles caused and 11 fumbles recovered...MaxPreps Medium School Second-team Defense All-American 2008...Toyota East/West All-Star Game Defensive MVP, East Squad...2008 Team Captain...team finished in the top-10 of three major polls in 2007...59-1 H.S. record, was part of 74-game win streak.

PERSONAL - Full name is Justin Christopher Smith...Economics and Business major.

Justin Smith's Career Stats

Defensive											
YR	G	T/A	Tot.	QBS	TFL-Y	FR	FF	PBU	Int.	Yds.	TD
2010	11	8/15	23	1.0	2.0-12	0	0	0	0	0	0
Totals	7	1/0	1	0	0.0-0	0	0	0	0	0	0





#16 Mike Smith

Sophomore ♦ DB ♦ 5-9, 173
Mims, Fla.
Astronaut

ONE-YEAR LETTERMAN - Played extensively as a true freshman and returns as a seasoned veteran...projected to start at one cornerback position...had a good spring and off-season strength program and was a Red/Yellow designation for testing with 32 points or better...broke up a pair of passes in the first scrimmage.

2010 - Played in 10 games and lettered for the first time...made starts against Charleston Southern and Army and posted five tackles with a pass break-up in each of those games...had four stops against Old Dominion with a pass break-up...received coaches outstanding effort grades in five games...played a season-high 97 snaps in his first collegiate start against Charleston Southern.

HIGH SCHOOL - Four-year Letterwinner...Student-Athlete of the Year...First Team All-Conference Junior and Senior Year...Fellowship of Christian Athletes Player of the Year in Region - Senior & Junior Year...Defensive Stats: 22 Interceptions, 43 Deflections, 273 Tackles, 6 Interceptions Returned for a TD...Offensive Stats: Junior - Senior Year...309 Carries for 2783 Yds., 21 Touchdowns, 53 Receptions for 483 Yds., 4 Touchdowns...3.2 GPA.

PERSONAL - Full name is Michael Joseph Smith, Jr...Economics and Business major.

Mike Smith's Career Stats

Defensive											
YR	G	T/A	Tot.	QBS	TFL-Y	FR	FF	PBU	Int.	Yds.	TD
2010	10	15/5	20	0	0.5-1	0	0	3	0	0	0
Totals	10	15/5	20	0	0.5-1	0	0	3	0	0	0



#54 Josh Sneed

Senior ♦ LB ♦ 6-2, 240
Lawrenceville, Ga.
Collins Hill

THREE-YEAR LETTERMAN - Has been

both a spot starter and key reserve in the linebacker corps...listed on the post-spring depth chart as a projected starter at "Ted" linebacker...a veteran who has three years of valuable playing experience.

2010 - Played in all 11 games with five starts at inside linebacker...moved into a starting role against Liberty and started all but one of the remaining games...finished with 11 solos and 22 assists for 33 total tackles on the season...racked up seven tackles at Charleston Southern and received a coaches' outstanding effort grade...posted a season-high nine tackles against Old Dominion with a tackle-for-loss and pass break-up...had a sack for three yards in the opener against Lock Haven...played a season-high 79 snaps at Army and was in on 452 plays on the year...recovered a fumble against Liberty and forced a fumble at William & Mary.

2009 - Played in all but the Liberty game and lettered...saw action in 360 snaps during the season...posted 10 solos and 19 assists for 29 total tackles...made three starts at mid-season (Stony Brook, Presbyterian College, Charleston Southern) and made a season-high eight tackles in 71 snaps vs. Stony Brook with 1.5 TFL for two yards...intercepted a pass and returned it 11 yards against Presbyterian...made five tackles against James Madison...broke up passes against Robert Morris and Coastal Carolina.

2008 - Played in all 11 games as a true freshman and lettered...logged at least one tackle in his first five college games including two stops against William & Mary, Chowan, and Ohio...finished the year with eight tackles.

HIGH SCHOOL - A graduate of Collins Hill High School in Suwanee, Ga...selected First-Team Region 7-5A...Second-Team All-County as offensive guard...fifth all-time leading tackler in Collins Hill history...awarded 2007 Collins Hill Iron Eagle Award, given to most outstanding two-way player...September 2007 Gwinnett County Touchdown Club football "Player of the Month"...attended and completed 2007 IDEALS Leadership School...two-year letterman in track.

PERSONAL - Full name is Joshua Ryan Sneed...Economics and Business major.

Sneed's Career Stats

Defensive											
YR	G	T/A	Tot.	QBS	TFL-Y	FR	FF	PBU	Int.	Yds.	TD
2008	11	3/5	8	0	0-0	1	0	0	0	0	0
2009	10	10/19	29	0	2.0-3	1	0	3	1	11	0
2010	11	11/22	33	1.0	1.5-4	1	1	1	0	0	0
Totals	32	24/46	70	1.0	3.5-7	3	1	4	1	11	0



Josh Sneed



#67 James Snyder

R-Sophomore ♦ OL ♦ 6-1, 270
Alpharetta, Ga.
Milton

Working back from injury that sidelined him for spring drills...will give the offensive line depth...has worked out at center before but can play other positions.

2010 - Played 13 snaps in a reserve role against Lock Haven for his only action of the year.

2009 - Did not see game action.

HIGH SCHOOL - Three-year letterwinner on offensive and defensive line...All-Fulton County Selection in both 2007 and 2008 season...U.S. Army Pre-Season Academic All-State...graded 83% on offensive line...recorded over 80 knock-downs in both junior and senior season...Three-year scholar athlete...National Honor Society Member (2007-2009).

PERSONAL - Full name is James Thomas Snyder...Mathematics major.



Jeff Sexton





#70 Dave Stradford

R-Junior ♦ OL ♦ 5-10, 285
Fort Washington, Md.
Friendly

Will be in the two-deep picture again on the offensive line...projected at back-up center where he was a proven back-up last year...continues to test well in off-season strength and conditioning and was awarded Red/Yellow status for testing...will give quality depth to the offensive line.


2010 - Was a backup at center and appeared in one game against Charleston Southern for his first collegiate action.

2009 - Did not see game action...was in the two-deep picture at the beginning of the season.

2008 - Did not see game action.

HIGH SCHOOL - A graduate of Friendly High School in Fort Washington, Md...lettered three years at center and defensive tackle...as a senior, played on 3A state championship squad that went 14-0 and offense averaged 44.3 points per game...named All-County... lettered one year as a shot putter in track.

PERSONAL - Full name is David Tyrone Stradford...Economics and Business major.



#41 Logan Staib

R-Freshman ♦ LB ♦ 6-1, 225
Midlothian, Va.
Monacan

Continues to develop and could be a key part of the outside linebacker mix...projected in the two-deep at "Sam" outside linebacker...will help pressure coming off the edge...intercepted a pass in one of the spring scrimmages...has added 15 pounds over the past year...looking to make a contribution this fall.


2010 - Did not see game action.

HIGH SCHOOL - 2009 Southern Virginia's Army Ironman of the Year (Two-way player award)...First Team Dominion District Defensive Back 2009 (unanimous)...Second Team Dominion District Punter...Second Team All-Metro Defensive Back 2009...All-District All-Academic Team 2009...started as Quarterback, Safety, and Punter in all games of the 2009 season - threw 79 completions for 1300 yards and 11 touchdowns, while running for seven touchdowns...assisted in 66 tackles as safety, 30 of those solo tackles...averaged 35 yards per punt...4.0 student and member of the National Honor Society, Beta Club and FCA...All-District outfielder in baseball.

PERSONAL - Full name is Logan Andrew Staib...Electrical Engineering major.



T.J. Talley



#25 T.J. Talley

Senior ♦ TB/WR ♦ 5-11, 215
South Hill, Va.
Parkview

THREE-YEAR LETTERMAN - Has moved back to the offensive backfield after a year at wideout in the pro-set offense...a versatile big-play performer who should get more touches on the ball this year...will team with Chaz Jones to give the Keydets a formidable running game at "A" back...had a good spring practice and led all ground gainers in the final spring scrimmage with 44 yards on eight carries and a one-yard touchdown run to key the offense...had a superb year of off-season conditioning and was one of four who earned "Iron Keydet" status for testing 48 points or better.

2010 - Appeared in all 11 games at wide receiver and made nine starts...led the team in receptions and receiving yardage with 35 catches for 407 yards and three touchdowns...tied for the team lead in touchdown receptions...logged a reception in every game and had at least two catches in all but one game during the year...caught a season-high five passes for 76 yards against Liberty including a 32-yarder...scored two touchdowns against Old Dominion including a spectacular 55-yard sideline dash off a swing pass to the end zone...caught a touchdown pass in the opener against Lock Haven...also returned seven kicks for 152 yards including a long of 38 against Stony Brook...lettered for the third time.

2009 - Played in all 11 games and carried the ball at least once in all but one contest...made starts against Gardner-Webb, Charleston Southern, and Army...rushed 28 times for 150 yards to rank sixth on the charts...also made seven tackles on special teams...rushed five times for 35 yards with a long of 22 yards against Gardner-Webb...carried three times for 40 yards including a season-long 31-yard jaunt in the season finale against Old Dominion...caught a 22-yard pass against James Madison and 20-yard pass against Presbyterian.

2008 - Played in 10-of-11 games during the '08 campaign...participated in 115 plays, seeing most of that action on special teams...earned his first varsity letter...rushed twice for 23 yards in his first collegiate game at William & Mary, with a long of 15 yards...racked up 16 tackles on special teams coverage...had three-tackle games against Richmond, Coastal Carolina, and Charleston Southern...credited with two knockdowns against Chowan...had at least one tackle in each of the last nine games of the season.

HIGH SCHOOL - A graduate of Park View High School in South Hill, Va...three-year letterwinner while playing football at Park View...two-year letterwinner playing basketball.

PERSONAL - Full name is Donald Anthony Talley, Jr...Economics and Business major.


Talley's Career Stats

Rushing							
YR	G	No.	Yds.	Avg.	LG	TD	YPG
2008	10	2	23	11.5	15	0	2.3
2009	11	28	150	5.4	31	0	13.6
2010	11	1	0	0.0	0	0	0.0
Totals	32	31	173	5.6	31	0	5.4

Receiving							
YR	G	No.	Yds.	Avg.	LG	TD	YPG
2009	11	2	42	21.0	22	0	3.8
2010	11	35	407	11.6	55	3	37.0
Totals	22	37	449	12.1	55	3	14.0

Kickoff Returns					
YR	Att.	Yds.	Avg.	LG	TD
2009	2	33	16.5	22	0
2010	7	152	21.7	38	0
Totals	9	185	20.6	38	0





#44 Hardy Temoney

R-Junior ♦ FB ♦ 5-11, 205
Wilmington, N.C.
Friendly

TWO-YEAR LETTERMAN - Brings a strong physical presence to the fullback position...projected to be a starter at this position...has been a contributor as both a starter and reserve player and has been active on special teams...one of four team members to test in the "Super Iron Keydet" classification - scoring 56 points or better in off-season strength and conditioning.

2010 - Played in all 11 games seeing action at fullback and on special teams...made one start against Army...cited for outstanding effort in film grading for play against Old Dominion and Gardner-Webb when the Keydets put up strong rushing numbers...caught two passes for 21 yards including a 12-yarder in the opener against Lock Haven...had seven tackles on special teams including three at Charleston Southern...lettered for the second time.

2009 - Did not see game action.

2008 - Played in six games on the season and earned a letter as a true freshman...got on the field for 56 plays during a three-game stretch at mid-season (Chowan, Ohio, and Richmond)...credited with two assisted tackles against Richmond.

HIGH SCHOOL - A graduate of Eugene Ashley High School in Wilmington, N.C.

PERSONAL - Full name is Hardy Leroy Temoney, II...Psychology major.

Temoney's Career Stats

Defensive

YR	G	T/A	Tot.	QBS	TFL-Y	FR	FF	PBU	Int.	Yds.	TD
2008	6	0/2	2	0	0-0	0	0	0	0	0	0
2010	11	3/4	7	0	0-0	0	0	0	0	0	0
Totals	17	3/6	9	0	0-0	0	0	0	0	0	0

Receiving

YR	G	No.	Yds.	Avg.	LG	TD	YPG
2010	11	2	21	10.5	12	0	1.9
Totals	11	2	21	10.5	12	0	1.9



#83 Alec Thompson

Sophomore ♦ WR ♦ 6-3, 185
Brookville, Va.
Forest

Sure handed receiver who adapted well to the Pro-Set offense in his first year...looking to expand role after playing as a true freshman...listed on the post-spring depth chart at Z spot where he should be in the rotation...will give the receiving corps depth.

2010 - Played in eight games as a true freshman...caught one pass for 12 yards against Old Dominion...played a season-high 12 snaps against Old Dominion.


HIGH SCHOOL - Starter at both wide receiver and quarterback at Brookville...caught 10 passes for 154 yards and a touchdown in the 2008 Group AA, Division 3, state championship game...three-year letterman.

PERSONAL - Full name is Alec Barrett Thompson...Civil Engineering major.

Alec Thompson's Career Stats

Receiving

YR	G	No.	Yds.	Avg.	LG	TD	YPG
2010	8	1	12	12.0	12	0	1.5
Totals	8	1	12	12.0	12	0	1.5



#87 Mario Thompson

R-Sophomore ♦ TE ♦ 6-3, 235
Newport News, Va.
Menchville

ONE-YEAR LETTERMAN - Looking to step up in playing time at tight end with the graduation of Josh Favaro...has provided the tight end position depth over the last year and is projected as a possible starter this fall...good hands and has the ability to stretch out yards after catch...has also played special teams...had a good year in off-season conditioning and earned Red/Yellow award status...caught two passes for 51 yards in the final spring scrimmage.

2010 - Played in all 11 games in a reserve and special teams roll and lettered for the first time...caught three passes for 35 yards on the season...snagged two passes for 25 yards in the season opener against Lock Haven...had an eight yard reception against Virginia...made three tackles on special teams including two stops at Old Dominion.

2009 - Did not see game action.


HIGH SCHOOL - Graduated from Menchville High School in Newport News, Va.

PERSONAL - Full name is Mario Dennard Thompson...Psychology major.

Mario Thompson's Career Stats

Receiving

YR	G	No.	Yds.	Avg.	LG	TD	YPG
2010	11	3	33	11.0	14	0	3.0
Totals	11	3	33	11.0	14	0	3.0



#24 Juan Thrasher

Senior ♦ DB ♦ 5-10, 180
Carrollton, Texas
Creekview

THREE-YEAR LETTERMAN - Will again give depth to the secondary...has played a number of positions in the secondary and has served as both a starter and reserve as well as action on special teams...worked out at free safety in the spring where he is projected in the two-deep...posted a tackle-for-loss in the second spring scrimmage.

2010 - Played in all 11 games and lettered for the third time...posted two tackles against Virginia and a tackle at Charleston Southern.

2009 - Saw the most snaps of any player on the team with 818 plays...started all 11 games at cornerback and lettered for the second time...ranked fifth on the team in tackles with 62 stops and was second on the team in solo stops with 43...had a career-high 14 tackles against Stony Brook including 11 first-hit solo tackles...made eight tackles at Richmond and six against Charleston Southern...one of four Keydets to pick off a pass during the season and logged his to halt a drive against Gardner-Webb...had a tackle-for-loss for four yards against James Madison.


2008 - Lettered as a true freshman and played in all 11 games, with playing time increasing significantly over the last six games of the year...moved into the starting lineup at cornerback the last five games of the season...totaled 20 tackles...made a season-best five tackles against Chowan...intercepted a pass and returned a blocked kick for a two-point conversion against Coastal Carolina...broke up passes against Chowan, Gardner-Webb and Liberty.

HIGH SCHOOL - A graduate of Creekview High School in Carrollton, Texas...captain of football team as a senior...named First-Team All-District as a free safety in his senior season...defensive team MVP & defensive back MVP as a senior...earned Second Team All-District honors as a free safety as a junior...Honorable Mention All-State at Free Safety as a sophomore...Who's Who in Sports Among High School Students (2005)...lettered in baseball, track, and bowling...team leader in stolen bases as a junior and senior.

PERSONAL - Full name is Juan Edward Thrasher...Psychology major.

Thrasher's Career Stats

Defensive											
YR	G	T/A	Tot.	QBS	TFL-Y	FR	FF	PBU	Int.	Yds.	TD
2008	11	12/8	20	0	0-0	0	0	4	1	0	0
2009	11	43/19	62	0	1.0-1	1	0	5	1	1	0
2010	11	1/2	3	0	0	0	0	0	0	0	0
Totals	33	56/29	85	0	1.0-1	1	0	9	2	1	0



#11 Tyler Tolley

R-Freshman ♦ QB ♦ 5-10, 160

Lockhart, Texas

Lockhart

Will give depth to the quarterback

position...had an active spring practice and engineered a nine yard, 65-yard scoring drive in the second spring scrimmage.

2010 - Did not see game action.

HIGH SCHOOL - Graduate of Lockhart HS in Lockhart, Texas.

PERSONAL - Full name is Tyler Seth Tolley...Civil Engineering major.



#40 David Turner

R-Sophomore ♦ FB ♦ 5-11, 195

Roanoke, Va.

Hidden Valley

ONE-YEAR LETTERMAN - A dependable special teams player who will also give depth


to the running back position...listed on the two-deep depth chart post spring at reserve "A" back...has also worked at "B" back...missed part of spring drills with injury...will be counted on again to fill roles.

2010 - Played mostly special teams in all 11 games...carried twice for three yards in the opener against Lock Haven...on the field for 145 plays during the season, mostly on special teams...lettered for the first time.

2009 - Did not see game action.

HIGH SCHOOL - Graduated from Roanoke, Va.'s Hidden Valley H.S.

PERSONAL - Full name is David Edward Turner...Civil Engineering major.



#29 Greg Walker

Senior ♦ CB ♦ 5-9, 165

Waldorf, Md.

Westlake

THREE-YEAR LETTERMAN - Returning

starter at cornerback...projected again to start at cornerback where he gives the secondary valuable experience...conditioned well in the off-season and scored at the 40 point threshold to earn Keydet award status...has 19 career starts heading into the season...leading returnee in pass break-ups from a year ago.

2010 - Started all 11 games and lettered for the third time...posted 27 tackles including 13 solos and 14 assists...set the tone for VMI's win at Charleston Southern by stepping in front of a pass and returning it 58 yards to halt CSU's opening drive...was the Keydet first DB to return a pick for a TD since 2008...racked up a season-high seven tackles at Stony Brook...had a tackle for loss for 23 yards in the opener against Lock Haven...finished with six pass break-ups on the year which was second on the team and had three of those in the season finale against Gardner-Webb.

2009 - Played in nine of 11 games...did not play against Presbyterian or Charleston Southern because of injury...started eight games at cornerback and lettered for the second time...made a season-high 10 tackles against Richmond with eight solo tackles...posted seven solo tackles against Stony Brook...led the team with five pass breakups...recovered a fumble against Old Dominion...blocked a punt against Gardner-Webb...saw action on 650 plays and was a special teams leader...broke up two passes against Gardner-Webb and Stony Brook.

2008 - Played in all 11 games, seeing action in 220 plays...played considerably in two games of the season (Stony Brook and Presbyterian) at corner and helped filled voids caused by injury...also played on special teams...intercepted a pass in his collegiate debut against Saint Francis and returned it 34 yards...recorded a season-high five tackles against Chowan with two solos and three assists...earned his first varsity letter.

HIGH SCHOOL - A graduate of Westlake High School in Waldorf, Md... captain of football team as a senior...First-Team All-Conference and First-Team All-County at cornerback in his senior season... First-Team Washington Post All-Southern Maryland at cornerback as a senior... Senior season offensive stats: 88 rushing attempts; 836 yards; 13 TD's, five receptions, and 110 yards receiving...led conference in scoring and was fourth in rushing...senior season defensive stats: 18 solo tackles, five interceptions and 76 return yards...tied for conference lead in interceptions...three-time recipient of the State of Maryland Minds in Motion Award for Academic Excellence (2005, 2006, 2007)...Honor Roll student.


PERSONAL - Full name is Gregory Deon Walker...Psychology major.

Walker's Career Stats

Defensive											
YR	G	T/A	Tot.	QBS	TFL-Y	FR	FF	PBU	Int.	Yds.	TD
2008	11	8/4	12	0	0-0	0	0	1	1	34	0
2009	9	23/11	34	0	0-0	1	0	5	0	0	0
2010	11	13/14	27	0	1.0-23	0	0	8	2	58	1
Totals	31	33/29	73	0	1.0-23	1	0	14	3	92	1

Punt Returns

YR	Att.	Yds.	Avg.	LG	TD
2009	1	16	16.0	16	0
Totals	1	16	16.0	16	0



#97 John Washington

R-Freshman ♦ DE ♦ 6-2, 240

Midland, Va.

Liberty


Should make a contribution on the defensive line after a red-shirt year...had a good spring practice and capped it when five solos includ-

ing a sack in the final scrimmage...also generated a tackle-for-loss for three yards in the second scrimmage and two solo stops in the first scrimmage...was designated Keydet award status in strength and conditioning testing...projected at left end in the post-spring two-deep.

2010 - Did not see game action.

HIGH SCHOOL - As a senior - 58 tackles - 3 TFL - 10 Sacks - 1 Forced Fumble - 5 Passes Defended...three-year Starter...team captain...First Team All-Evergreen District...All-Evergreen District Defensive Player of the Year...First Team All-Region...First Team All-State (AP, VAPREPS and VHSCA).

PERSONAL - Full name is John Dulany Washington...Economics and Business major.



#1 Trae Watkins

Senior ♦ FS ♦ 5-11, 190

Lynchburg, Va.

Virginia Episcopal

THREE-YEAR LETTERMAN - A returning starter at free safety...was presented the top Super Iron Keydet Award at the conclusion of spring practice for testing the highest in strength and conditioning during the off-season...

One of three returning defensive backs with three years of experience...ranks third among top returning tacklers from a year go... slated to start at free safety again.
2010 - Was on the field for the most plays in 2010 - 784 which top the team charts...ranked sixth on the team in tackles with 53 tackles and 3.5 for loss for 12 yards...intercepted passes in consecutive games against Virginia and Presbyterian College...logged a season-high nine tackles against Liberty...credited with five-tackle games against Lock Haven, William & Mary, Presbyterian, Stony Brook and Gardner-Webb...lettered for the third time.

2009 - Had season limited by injury but still appeared in nine games and posted 39 tackles with 1.5 tackles-for-loss including a sack...played in 378 snaps...posted nine tackles at Richmond, including a sack for three yards...had a career-high 11 stops at Liberty including six solos and five assists...logged five solos and one assist and a half tackle-for-loss in conference opener against Gardner-Webb...had four solo tackles in season finale against Old Dominion.


2008 - Active on the playing field as a true freshman, with playing time increasing throughout the year...saw his most playing time in the opener when he was in 34 plays against Saint Francis...also was involved in 32 plays at Stony Brook before an knee injury in that game ended his season...played in nine of 11 games and lettered...had 11 total tackles on the season, including five solos...posted a season-high four stops against Saint Francis...broke up passes against William & Mary and Stony Brook...credited with half tackle-for-loss for five yards against Chowan.

HIGH SCHOOL - A graduate of Virginia Episcopal School in Lynchburg, Va...led team to VISAA Championship game as a senior...three-time All-VISAA running back...two-year selection as All-VISAA Defensive Back First Team...two-year selection to the Lynchburg News & Advance All-Area First-Team as Defensive Back...Virginia Episcopal School Most Valuable Player as junior and senior.

PERSONAL - Full name is James Ellison Watkins, III...Economics and Business major.

Watkins' Career Stats

Defensive											
YR	G	T/A	Tot.	QBS	TFL-Y	FR	FF	PBU	Int.	Yds.	TD
2008	9	5/6	11	0	0.5-5	0	0	2	0	0	0
2009	9	19/20	39	1	1.5-15	0	0	0	0	0	0
2010	11	26/27	53	0	3.5-12	1	0	3	2	6	0
Totals	29	50/53	103	1	5.5-32	1	0	5	2	6	0



#98 Robbie White

R-Junior ♦ TE ♦ 6-2, 220
Midlothian, Va.
Midlothian

Has a year playing experience at tight end and will be in the mix again for playing time...will also serve on special teams...one of four players to test 48 points or better in strength and conditioning tests and earn Iron Keydet status.

2010 - Played in all 11 games at reserve tight end and special teams and lettered for the first time...caught his lone pass of the year (1 yard) for a touchdown against Virginia...graded out for outstanding play against Charleston Southern...saw action on 122 plays on the year.

2009 - Did not see game action.


2008 - Came to the team as a recruited walk-on...Did not see game action.

HIGH SCHOOL - A graduate of Midlothian High School in Midlothian, Va.

PERSONAL - Full name is Michael Robert White, Jr...Civil Engineering major.

Robbie White's Career Stats

Receiving							
YR	G	No.	Yds.	Avg.	LG	TD	YPG
2010	11	1	1	1.0	1	1	0.1
Totals	11	1	1	1.0	1	1	0.1



#5 Trent White

Sophomore ♦ WR ♦ 5-11, 195
Douglasville, Ga.
Chapel Hill

ONE-YEAR LETTERMAN - Played as a true freshman and returns to the receivers group...projected to be in the rotation at the H position...had a good spring and capped it with four passes for 33 yards in the final spring scrimmage...also scored a touchdown on a 51-yard catch-and-run for a score in the opening scrimmage.


2010 - Played in 10 games and lettered...caught 10 passes for 104 yards and a touchdown...had his top game against Presbyterian when he caught four aerials for 45 yards including a long of 33 yards...caught a 22-yard pass for a touchdown on his first college reception in the opener against Lock Haven...caught passes in five consecutive games at midseason.

HIGH SCHOOL - 2009 - Had over 1200 total yards...ran three kicks back for TD...named Douglas County Offensive Player of the Year and received the Howard Thompson Trophy as best player in county...2008 - 503 receiving yards on 35 receptions...named All-Region 4AAAAA and All-Douglas County...had 2318 total yards/19 total TDs in 2008 and 2009.

PERSONAL - Full name is Trenton Darrell White...Economics and Business major.

Trent White's Career Stats

Receiving						
YR	G	No.	Yds.	Avg.	LG	TD
2010	10	10	104	10.4	33	1
Totals	10	10	104	10.4	33	1



#49 Richard Williams

R-Sophomore ♦ DB ♦ 6-0, 180
Church Road, Va.
Dinwiddie

Will give the defensive back field depth...worked out at both cornerback positions in spring ball...credited with tackles in two of the controlled spring scrimmages...continues to work hard in the weight room...was designated Keydet Award in strength and conditioning testing.

2010 - Did not see game action.

2009 - Did not see game action.

HIGH SCHOOL - Graduate of Dinwiddie High School.

PERSONAL - Full name is Richard Matthew Williams...Mechanical Engineering major.



#74 Ike Williamson

R-Sophomore ♦ OL ♦ 6-2, 255
Carrollton, Va./
Hampton Christian

Should give depth to the offensive line...listed on the post-spring depth chart at left guard in the two-deep...had a productive spring practice session.

2010 - Did not see game action.

2009 - Did not see game action.

HIGH SCHOOL - Graduate of Hampton Christian High School in Hampton, Va.

PERSONAL - Full name is John Isaac Williamson...History major.

2011 Freshmen

Dexter Bridge WR

King of Prussia, Pa./Conestoga H.S.

Three-year Letterman

Ranked #1 WR in Pennsylvania, #172 in US

2010 honors: First Team All-State...Delaware Co. Football Coaches Association Outstanding Player...ESPN All-Nike Team...2010 Mini Maxwell Award finalist...Gatorade Top Gun WR...Maxx Scout All-American (Off. MVP).

Two-year team MVP

Selected to play in "Big 33" All-Star Game

Senior Stats: 51 Catches, 746 Yards, 12 Touchdowns

Parker Cherlin DL

Richmond, Va./Tucker H.S.

Senior Stats: 90 tackles, 10 sacks, 20 tackles-for-loss, three pass breakups, two fumble recoveries and one interception

Senior Awards: First Team All-District (DL), Second Team All-District (OL), Academic All-Colonial District, Academic All-Central Region, Honorable Mention All-Central Region and team's Defensive MVP

Junior Awards: Second Team All-Colonial District (DL), Honorable Mention All-Colonial District (TE), All-Academic

Sophomore Awards: Honorable Mention Colonial District, Academic All-Colonial District

Emmanuel Cooper DL

Irondale, Ala./Spain Park H.S.

Two-year starter as a junior and senior

Senior Season: 60 tackles (including two sacks and eight tackles for loss), three blocked kicks, one interception, one caused fumble, one pass break-up, five QB hurries and five QB hits

Awarded Player of the Game vs. Bob Jones

Awarded & recognized as an honoree of the Best in High School Football

Ranked #2 Defensive Tackle in the state

Minority Achievement Council - peer helper

Habitat for Humanity

Chris Copeland OLB

Hampton, Va./Bethel H.S.

Team Captain

Rated three-star recruit by ESPN.com

Tackles - 94 (65 solo), Sacks - 12, Forced Fumbles - six, Fumble Recoveries - 2

Second Team All-Peninsula District Defensive End

Varsity Track/Field - High Jump

National Honor Society

Honor Roll 9th - 12th Grade

Ranked 21st in Class

Member of Superintendent Advisory Board

Denton Ensminger DL

Chambersburg, Pa./Greencastle-Antrim H.S.

2010 - 65 tackles, two sacks...First Team AP Pennsylvania AAA All-State (DL)...Public Opinion Defensive MVP and First Team OL and DL...Mid-Penn Colonial Division Defensive MVP First Team (OL and DL)...Patriot News Big 11 Defensive Team.

2009 - All-League Tight End/Defensive Line

2008 - All-League Honorable Mention Tight End

James Fruehan RB/DB/RET

Clarks Summit, Pa./Abington Heights H.S.

Career Stats: Offense - 246 rushes, 2,274 yards, 9.2 yds. per carry, 36 rushing TD's, 11 receptions for 171 yds., two receiving TD's, 228 points scored.

Defense - 312 tackles (216 solo/96 assists), seven tackles-for-loss, 14 INT's, 24 passes defended, two fumble recoveries, one forced fumble. Also had two special teams TD's.

Honors/Awards: Four-year varsity letterwinner...2010 team captain...two-year Penn Sports Writers All-State Second Team DB...2010 Penn Football News AAA All-State Second Team DB...2010 Old Spice Red Zone Athlete of the Year (RB/DB)...two-year Scranton-Times Tribune All-Region (DB)...2010 Lackawanna Conference D1 All-Star First Team (RB)...two-year Lackawanna Conference D1 All-Star (DB)...2010 Penn Football News All-Academic Bronze Team...2009 Penn Football News All-Academic Silver Team...2009 Penn Football News AAA All-State Honorable Mention (DB).

Four-year varsity letterwinner in wrestling and track...surpassed 100-win mark in wrestling, where he was team captain.

Caleb Furlow CB

Silver Spring, Md./Montgomery Blair H.S.

Senior Season: 80 carries for 900 yards, 25 catches - 550 yds., eight TD's, four interceptions

Two-time Washington Post All-County

All-Gazette Utility Player

Nate Murray OL/DL

Melbourne, Fla./Satellite H.S.

Two-year letterman, two-year starter on both OL and DL

Team Captain as a Senior

Iron Scorp Club 2010 (top lifter with 1065 lbs. in

squat, clean, bench)

All-Florida District 11 2010, All-Cape Coast Conference Team 2010 (OL)

Brevard County All-Star 2010 (OL/DL) Regional finalist in track & field 2010 - shot and discus

Tommy Payne OL

Gordonsville, Va./Louisa Co. H.S.

Senior year: Team Captain...VHSCA - First Team All-State (OT)...First Team All-Region II...First Team All-Jefferson District...First-Team Free-Lance Star All-Area.

Junior year: Honorable Mention All-District.

3.7 GPA

Member of the National Honor Society

2010 Falcon Club Citizenship Award

Jonathan Payne-Wimbish II DB

Altavista, Va./Hargrave Military Academy

Senior Year: First Team All-District (DB)...Second Team All-District (RB)...First Team All-Region B (DB)...First Team All-State (DB).

Selected to Lynchburg News & Advance All-Area team

Tracy H. Poindexter Memorial Award (three-sport athlete, good academic standing, positive attitude)

State medalist in track

Wardel Penn-Timity DB/RB

Roanoke, Va./Northside H.S.

Second Team All-District DB as a senior

First Team All-Blue Ridge RB as a sophomore

Honorable Mention All-Region III sophomore

Roanoke Times Timesland "Sizzling Sophomore"

Member of 2009 DII state champions

2011 Freshmen

John Portee WR

Woodbridge, Va./Gar-Field H.S.

Two-time All-District

Two-time All-Region

48 receptions, 834 yards, 11 TD's

Three-year starter at WR

Justin Price DB

Shelby, N.C./Crest H.S.

Four-year letterman in football

Four-year starter, playing as both WR and DB, holder and returning kicks

Backup QB as a senior

17 career INT's, 40 passes defended

2010 All-Cleveland County Football Honorable Mention Award

Never missed a football game in his high school career

Four-year member of track team, two-time All-Conference in relays

2008 Congressional Youth Leadership Council, leadership nominee

Jaron Rice OL

Lawrenceville, Va./Brunswick H.S.

As a senior, named First Team All-State, All-Region, All-District, All-VA Preps and All-VA High School Coaching Association.

As a junior, earned First Team All-Region (DL) and First Team All-District honors (OL).

Sophomore: Second Team All-District (DL), First Team All-Region (OL), First Team All-District (OL), Second Team All-State (OL)

Second Team All-District (OL) as a freshman,

Also played baseball and basketball at Brunswick

Cody Shirley RB

Knoxville, Tenn./Knoxville Catholic H.S.

Over the past two years, ran for 871 yds. and 10 touchdowns while making 88 tackles with one INT (which was returned for a touchdown) on defense.

Nominated All-District 4-AAA TSSAA in 2009, and was the starting FB and OLB for the state champions that year.

Finished 11th overall of over 500 at the 2010 Nike Combine, listed as top talent in Tennessee by Football Time in Tennessee Magazine

Deon Watts OLB/RB

Powhatan, Va./Blessed Sacrament Huguenot H.S.

Senior: First Team All-Conference RB, LB and P...Defensive Player of the Year in conference...First Team All-State RB, LB and P...Second Team All-Metro Utility Player.

Junior: First Team All-Conference RB and P...First Team All-State RB...Second Team All-State P...Honorable Mention All-Metro RB.

Sophomore: First Team All-Conference RB/LB...Defensive POTY in conference...Second Team All-Conference P...First Team All-State LB...Second Team All-State RB.

Offensive Stats: 329 carries, 2,943 yards, 39 TD, 31 receptions, 429 yards, seven TD's

Defensive Stats: 140 solo tackles, 97 assists, 237 total, 50.5 tackles-for-loss, six sacks, eight recovered fumbles, 11 int., seven TD's.

Miller Williams LB

Mountain Brook, Ala./Mountain Brook H.S.

Three-year starter with over 340 tackles

Helped lead his team to the district semifinals his senior year.

Played in the AL/MS All Star game in Mobile December 2010

2010 Birmingham News All-Metro, Birmingham South All-Metro, South Lineman of the Year and Over the Mountain Football Team

Permanent Team Captain for Mountain Brook

Honoree at the 2010 Best in High School Football Pat Patrick Promotions Award Banquet

Birmingham All-Metro Team junior year, after having 127 tackles & one TD

Awarded "Outstanding Athlete" his freshman year when he played football & baseball

Member of Carpenter Hands Ministry through his church



2010 Game Recaps

Keydets Rout Lock Haven in Opener, 48-6

LEXINGTON, Va. - VMI jumped out to a 20-0 lead and never looked back, en route to a 48-6 win over the Lock Haven Bald Eagles in the season opener for both teams, played Saturday afternoon at Foster Stadium in Lexington.



The Keydets (1-0) won their sixth consecutive season opener behind 304 yards passing between three different quarterbacks. Lock Haven (0-1) was held to 69 yards of total offense in the second half, and gained just five first downs over the last two quarters.

The Keydets got on the board on their opening drive, driving for a 38-yard field goal by Jeff Sexton. The 10-play drive covered just 39 yards, but ate up 4:56 as only one play gained over six yards, that play being a 16-yard third down pass from starting quarterback Cameron Jones to tight end Josh Favaro.

After VMI took the 3-0 lead, Lock Haven was able to gain a first down, but was forced to punt shortly thereafter. The snap went over the punter's head and led to a turnover on downs, giving the Keydets possession at the LHU 30. Four plays later, Sexton booted through his second field goal of the opening quarter, a career-long 44-yard try, putting VMI up 6-0 with 3:29 left in the opening quarter. That remained the score at the conclusion of the period, a quarter marred by some nine penalties between the clubs.

VMI got off to a strong start in the second quarter, as quarterback Jones found Gabe Itoka for a 25-yard completion, giving the Keydets a first down at the visitors' 30. From there, the Keydets would lose six yards and send Sexton out for a 52-yard try which came up short, giving the Bald Eagles solid field position. After picking up a first down on a personal foul, Lock Haven notched a 26-yard scamper down to the Keydet 10. The VMI defense stiffened and forced Lock Haven into a fourth-and-goal from the 27, which went for naught and the score remained 6-0, VMI.

On the resultant drive, the Keydets cashed in for their first touchdown of 2010, a Julian Bowers four-yard run. After Sexton tacked on the extra point, VMI had a 13-0 cushion.

After a three-and-out, VMI would add to its lead once again. With freshman Adam Morgan at quarterback, VMI went 51 yards in nine plays over just 1:53 on the game clock, and Morgan ended the drive with a fade pass to T.J. Talley in the back of the endzone. Talley went over the Bald Eagle defender and snared the pass, and the Keydets took a 20-0 lead. Lock Haven would respond in the final 1:33, going 61 yards in just 1:17 and getting on the board with a 20-yard touchdown pass. The extra point was blocked, but Lock Haven had cut the half-time deficit to 20-6 despite nine penalties.

A three-and-out on LHU's opening drive of the second half gave VMI quality field position, and the Keydets cashed in with a quick five-play drive. Bowers capped the brief effort with his second touchdown of the game, a one-yard run up the middle, pushing VMI to a 27-6 advantage. Moments later, Michael Rainey-Wiles took a Lock Haven punt 52 yards down the near sideline for a touchdown, giving the Keydets a 34-6 edge with 9:44 left in the third quarter. The special teams touchdown was VMI's first since last season's Gardner-Webb game, when Tim Maypray returned a punt a VMI-record 86 yards.

Once again, the VMI defense forced another three-and-out series, giving their team the ball at their own 49. On third down, Jones found Gabe Itoka to the quarterback's right and hit him with a 19-yard pass. A 15-yard face mask penalty was tacked on at the end of the play, moving VMI to the Lock Haven 17. Two plays later, Jones found Trent White on a crossing pattern in the left corner of the end zone, and Sexton's point after made it 41-6, VMI, just halfway through the third quarter. After an exchange of punts, Morgan led the Keydets on a six-play, 62-yard drive that ended with a 46-yard touchdown pass to Itoka, capping the scoring with 8:49 to play in the contest. Freshman Eric Kordenbrock saw at quarterback for VMI late in the game, but neither squad could score the rest of the way.

VMI was led by several players on the day, as Jones threw for a career-high 156 yards while Morgan added 120. Nine different Keydets had receptions, and on the ground, Bowers had two touchdown runs. Defensively, Byron Allen had nine tackles to pace VMI, while Damiso Alexander had 2.5 tackles-for-loss, just missing his career high (3.0). Alexander's 2.5 stops behind the line were part of a strong Keydet defensive effort, as VMI had 9.0 tackles-for-loss on the day, accounting for a loss of 60 yards for Lock Haven.

VMI football will return to action Saturday, Sept. 11, as the Keydets travel to Williamsburg, Va. to take on #4 William & Mary. Game time is set for 7 p.m.

Lock Haven (0-1) 6
VMI (1-0) 48

Foster Stadium • Lexington, Va.
Sept. 4, 2010 • Attendance: 6,865

LHU	0	6	7	0	-	6
VMI	6	14	21	7	-	48

FIRST QTR

VMI - Sexton 38 FG - 10:04
VMI - Sexton 44 FG - 3:29

SECOND QTR

VMI - Bowers 4 run (Sexton kick) - 4:33
VMI - Talley 3 pass from Morgan (Sexton kick) - 1:33
LHU - Celkos 20 pass from Burkett (kick blocked) - 0:16

THIRD QUARTER

VMI - Bowers 1 run (Sexton kick) - 11:29
VMI - Rainey-Wiles 52 punt return (Sexton kick) - 9:44
VMI - White 22 pass from Jones (Sexton kick) - 6:48

FOURTH QUARTER

VMI - Itoka 46 pass from Morgan (Sexton kick) - 8:49

	LHU	VMI
First Downs	16	18
Rushes-Yards	38-78	23-47
Passing Yards	116	304
Passes (C-A-I)	15-30-0	20-41-0
Total Offense	194	351
Fumbles-Lost	1-0	2-0
Penalties	14-113	10-81
Punts-Avg.	8-28.0	3-87.0
Time of Possession	34:52	25:08

RUSHING: LHU- Dunchack 10-34; Burkett 10-31; Johnson 8-25; Brader 8-10; Kratzer 1-1; Team 1-(-23). VMI- Bowers 13-48; Itoka 6-8; Turner 2-3; Barnson 1-(-5); Kordenbrock 1-(-7).

PASSING: LHU- Burkett 11-19-0-100; Kratzer 4-11-0-16. VMI- Ca. Jones 9-19-0-156; Morgan 7-14-0-120; Kordenbrock 4-8-0-28.

RECEIVING: LHU- Celkos 4-35; Brader 4-28; Smith 3-20; Hostetler 2-16; Truiett 1-13; Hoover 1-4. VMI- Barnson 5-89; Itoka 3-90; Lewis 3-35; Talley 3-13; Thompson 2-25; White 1-22; Favaro 1-16; Temoney 1-12; Turner 1-2.

Tribe Blanks Keydets in Williamsburg

WILLIAMSBURG, Va. - The William & Mary Tribe intercepted five passes and handed VMI a 45-0 setback Saturday night, Sept. 11, at Zabel Stadium in Williamsburg.

VMI suffered its first loss of the season and fell to 1-1. The Tribe victory in its home opener evened the host's season mark to 1-1.

William & Mary quarterback Mike Callahan keyed the Tribe attack by completing 12 of 17 passes for 234 yards and two touchdowns. His favorite target was Ryan Moody, who hauled in four passes for 110 yards.



VMI senior half back Gabe Itoka led all ground gainers with 85 yards on 21 carries. William & Mary tailback Jonathan Grimes rushed for 71 yards and three touchdowns. The Keydets were shutout for the first time in 61 games - a scoring streak that dated back to the 2004 season.

VMI took the opening drive and moved into William & Mary territory at the 43, but on a third-and-10 situation, starting quarterback Cam Jones had his pass picked off over the middle by Tribe strong safety Brian Thompson who raced 22 yards up the right sideline to the VMI 43. The Keydet defense forced the Tribe to punt on a three-and-out and the Keydets were able to escape further damage.

VMI was forced to punt on its ensuing drive and the Tribe special teams produced the game's first points. Return man B.W. Webb took a Marc Ray punt back 64 yards down the right boundary for a touchdown. David Miller's extra point was good and William & Mary took a 7-0 lead with 9:55 remaining in the first quarter.

The Keydets bounced back with a 13-yard run by Itoka to the William & Mary 50, followed by a Jones 12-yard pass to wideout T.J. Talley to the Tribe 38. After a four-yard rush by Itoka, the drive stalled with a false start penalty and a two-yard rushing loss. The Keydets saw their best first half penetration into Tribe territory end when a fourth-and-two rush was thwarted at the 30.

William & Mary then moved 58 yards on nine plays but had to settle for a 30-yard field goal by Miller to put the home team up, 10-0. A 33-yard pass from Callahan to Cameron Doshe was the big play of the possession which gave the Tribe a 10-0 lead with 2:56 left in the quarter. The Tribe tallied its first offensive touchdown of the night in the opening seconds of the second quarter when it moved 66 yards in six plays on a drive capped by tailback Jonathan Grimes one-yard TD run. Another Callahan long pass play - this one to Moody covering 47 yards - keyed the drive. William & Mary led, 17-0, with 14:24 left in the second quarter.

Callahan teamed with Moody again for a 29-yard pass to spark William & Mary's next scoring drive that covered eight plays and 70 yards. Callahan tossed his lone touchdown of the evening to senior wide receiver Chase Hill on a 23-yard strike and following the extra point, William & Mary led 24-0 with 5:18 left in the half.

An interception by William & Mary free safety Terrell Wells set up the Tribe's last score of the half as it moved 52 yards in six plays to set-up a four yard TD run by Grimes with 1:30 left in the second quarter. A Callahan to Moody pass again led the way, this one covering 24 yards to the VMI 4. The Tribe took a 31-0 lead into the locker room.

Grimes' third touchdown of the evening, a one-yard dive at the 3:54 mark of the third quarter, capped a four-play, 48-yard drive that was set up by an interception. William & Mary completed its scoring when red-shirt freshman Jerome Couplin snatched a deflected pass from quarterback Eric Kordenbrock intended to tight end Josh Favaro and raced 22 yards for a touchdown with 6:50 left in the game.

VMI's bid to avoid a shutout fell short when Jeff Sexton's 47-yard field goal missed with 13:31 left in the game. The Keydets had moved to the William & Mary 17 during the drive.

The Tribe outgained VMI, 391-239, but limited the Keydet ground game to just 18 yards in the second half. William & Mary converted four-of-five scoring chances in the red zone.

VMI has an open date before facing Virginia on Saturday, September 25 in Charlottesville.

VMI (1-1) 0

#11 W&M (1-1) 45

**Zabel Stadium • Williamsburg, Va.
Sept. 11, 2010 • Attendance: 11,475**

VMI	0	0	0	0	-	0
W&M	10	21	7	7	-	45

FIRST QUARTER

W&M- Webb 64 punt return (Miller kick)- 9:55
W&M- Miller 30 FG- 2:56

SECOND QUARTER

W&M- Grimes 1 run (Miller kick)- 14:24
W&M- Hill 23 pass from Callahan (Miller kick)- 5:18
W&M- Grimes 4 run (Miller kick)- 1:30

THIRD QUARTER

W&M- Grimes 1 run (Miller kick)- 3:54

FOURTH QUARTER

W&M- Couplin 22 int return (Miller kick)- 6:50

	VMI	W&M
First Downs	14	18
Rushes-Yards	33-113	47-157
Passing Yards	126	234
Passes (C-A-I)	12-39-5	12-23-0
Total Offense	239	391
Fumbles-Lost	1-0	1-1
Penalties	6-30	1-10
Punts-Avg.	7-41.3	5-46.2
Time of Possession	28:44	31:16

RUSHING: VMI-Itoka 21-85, Ca. Jones 2-17, Bowers 8-13, Morgan 1-7, Kordenbrock 1-(-6).
W&M-Grimes 15-71, Riggins 8-31, Marriner 10-24, Jones 5-24, Woolfolk 1-7, Hobson 2-4, Paulus 1-2, Callahan 4-(-5).

PASSING: VMI- Ca. Jones 5-19-3-60, Kordenbrock 5-12-2-47, Morgan 2-8-0-19.
W&M-Callahan 12-17-0-234, Paulus 0-5-0-0, Caprio 0-1-0-0.

RECEIVING: VMI- Scott 3-38, Barnson 2-23, Talley 2-20, Itoka 2-17, Hairston 1-12, Favaro 1-11, Lucas 1-5. W&M-Moody 4-110, Grimes 3-12, Dohse 2-60, Hill 2-40, Riggins 1-12.

VMI Falls at Virginia, 48-7

CHARLOTTESVILLE, Va. - A 17-point outburst in the second quarter helped lift Virginia to a 48-7 win over VMI Saturday afternoon before a crowd of 43,592 at Scott Stadium.

Virginia quarterback Marc Verica completed 16-of-23 passes for 224 yards and tossed three touchdown passes to spark the Cavaliers to the win in the first meeting between state rivals in 19 years.

VMI fell to 1-2 on the season while UVA improved to 2-1 with both teams opening respective conference schedules next week.



The Keydets were led by redshirt junior quarterback Cam Jones who completed 10-of-15 passes for 130 yards and one touchdown.

After holding VMI to a three-and-out on its opening drive of the game, The Cavs took over at the VMI 42 and produced the game's first points five plays later when Verica teamed with Dontrelle Inman for a 25-yard touchdown pass to put UVA up, 7-0 at the 11:02 mark of the first quarter. Inman hauled in two receptions for 39 yards on the drive that was aided by a Chase Minnefield 20-yard punt return to the Keydet 42-yard line.

The Keydets missed a scoring opportunity later in the quarter with a missed 30-yard field goal try, but battled back to tie the game late in the first quarter when a scrambling Cam Jones dumped a one-yard TD pass to redshirt sophomore Robbie White, who snagged his first career touchdown reception. The Jeff Sexton extra point tied the game at 7-7 with 2:35 remaining in the first quarter. The scoring drive was set-up by career-long receptions by junior T.J. Talley (36 yards to the UVA 27) and Chaz Jones (25 yards to the UVA 2) and covered 63 yards in seven plays.

All momentum VMI had captured quickly vanished on the ensuing kick return when Raynard Horne raced 87 yards for a touchdown to put Virginia back on top for the rest of the afternoon.

Leading 14-7 entering the second quarter, The Cavaliers broke the game open with scoring drives over the next two possessions. Verica completed three of four passes for 54 yards including a 27-yard score to wideout Kris Burd to make it 21-7 at the 12:52 mark of the second quarter. The drive was aided by a face mask penalty that moved the ball into VMI territory.

The Cavaliers extended the lead to 28-7 at the 9:07 mark when Minnefield's second interception of the half set up Verica's eight-yard touchdown slant pass to Inman.

Virginia added a 33-yard Robert Randolph field goal with 52.7 remaining and took a 31-7 lead at the break. Randolph later tacked on a 44-yarder on UVA's first possession of the second half.

The Cavaliers added touchdowns later in the half on Robert Matheny to Jared Green 15 yard scoring strike and a 17-yard touchdown reception by Colter Phillips.

Burd led all receivers with eight catches for 119 yards while Inman caught five aerials for 72 yards and two touchdowns.

Virginia outgained VMI, 466-179 on the afternoon including 341 yards passing and held a 25-8 advantage in first downs.

The Keydet forced three takeaways with fumble recoveries by redshirt junior Kris Ware and a fumble recovery and interception by junior safety Trae Watkins.

Keydet senior cornerback Michael Rainey-Wiles led the VMI defensive charts with seven solo tackles.

VMI opens Big South Conference next Saturday when it faces Presbyterian College in Lexington. Kickoff at Foster Stadium will be 1:30 p.m.

VMI (1-2)	7
Virginia (3-0)	48

**Scott Stadium • Charlottesville, Va.
Sept. 25, 2010 • Attendance: 43,592**

VMI	7	0	0	0	-	7
UR	14	17	10	7	-	48

FIRST QUARTER

- UVA- Inman 25 pass from Verica (Randolph kick)- 11:02
- VMI- White 1 pass from Ca. Jones (Sexton kick) - 2:35
- UVA- Horne 87 kickoff return (Randolph kick) - 2:23

SECOND QUARTER

- UVA- Burd 27 pass from Verica (Randolph kick) - 12:52
- UVA- Inman 8 pass from Verica (Randolph kick) - 9:07
- UVA- Randolph 33 FG - 0:53

THIRD QUARTER

- UVA- Randolph 44 FG - 10:27
- UVA- Green 15 pass from Matheny (Randolph kick) - 0:15

FOURTH QUARTER

- UVA- Phillips 17 pass from Rocco (Randolph kick) - 4:37

	VMI	UVA
First Downs	8	25
Rushes-Yards	33-46	36-125
Passing Yards	133	341
Passes (C-A-I)	11-21-2	24-34-1
Total Offense	179	466
Fumbles-Lost	0-0	4-2
Penalties	4-45	5-45
Punts-Avg.	8-38.8	1-41.1
Time of Possession	27:30	32:30

RUSHING: VMI-Jones, Cz. 15-29; Itoka 13-19; Jones, Ca. 5-4. **UVA**-Jones 9-57; Payne 12-46; Mack 8-33; Fells-Danzer 1-12; Miles 1-4; Waddy 2-(-1); Verica 2-(-24).

PASSING: VMI- Jones, Ca. 10-15-1-130; Morgan 1-4-1-3; Kordenbrock 0-2-0-0. **UVA**-Verica 16-23-0-224; Rocco 4-6-1-64; Metheny 4-5-0-53.

RECEIVING: VMI-Talley 2-44; Jones, Cz. 2-31; Itoka 2-4; Hairston 1-36; Scott 1-9; Thompson 1-8; White 1-1; Barnson 1-0. **UVA**-Burd 8-119; Inman 5-72; Green 4-63; Snyder 3-45; Phillips 2-24; Lane 1-14; Payne 1-4.

VMI Wins Big South Opener, 24-13

LEXINGTON, Va. - A 12-yard Cameron Jones touchdown pass to Mario Scott with 1:20 remaining sealed a VMI win over Presbyterian College, 24-13, in the Big South football opener for both schools, played Saturday at Foster Stadium in Lexington.

With the Keydets clinging to a 17-13 lead, VMI got the ball back with 6:09 to play. The Keydets picked up two first downs, but were whistled for a delay of game penalty on third and two, leaving them with a third and seven from just inside PC territory. Cameron Jones then found Trent White for a 33-yard pass completion, moving the Keydets to the 16 and setting up the clinching touchdown.

With the win, VMI equals its record at 2-2 and goes to 1-0 in the Big South, winning its conference opener for the first time since 2008. It is also the first 2-0 home start for VMI since the 2008 campaign, while Presbyterian College drops to 0-5 and 0-1 in conference action.



The Keydets marched down the field on the opening drive, as Chaz Jones ran for half of the drive's 60 yards and a 15-yard pass interference penalty put VMI in scoring range. On the second play after the infraction, Cameron Jones found Mario Scott open in the left corner of the end zone for a seven-yard touchdown. Jeff Sexton converted the extra point, capping the 5:24 drive that put VMI up 7-0.

After a Kris Ware interception on the ensuing drive, VMI came right back down the field. The PC defense stiffened, however, and Sexton came on for a 38-yard field goal try. The kick was good, and with 6:22 left in the opening quarter, VMI had a 10-0 lead.

After a Blue Hose punt, the Keydets had the ball at their own 20. A sack set them back to the 17, and on the ensuing play, Jones was intercepted by PC's Antarius Terrell, who ran the pick into the endzone for a score. The extra point cut the VMI lead to 10-7, which was the score after the first quarter of play.

From there, the teams began to exchange punts. Neither squad could score for a time, but Patrick Morgano of PC was able to uncork a 64-yard punt just minutes into the second quarter. The boot was tied for the fifth-longest in Big South history, and was the longest in the conference this season.

The next key play came with 6:14 left in the half, as PC lined up for a 37-yard field goal. As kicker Cam Miller kicked through the ball, the officials blew their whistles and flagged the Blue Hose for a false start. The ball was pushed back five yards, but Miller converted the ensuing 42-yarder, tying the game at 10.

VMI fired right back on its next drive, putting together a seven-play, 59-yard spurt to retake the lead. Chaz Jones had a 22-yard run and an 18-yard reception on the drive, and he then capped the push with a one-yard touchdown run behind the left guard. Sexton's extra point gave the Keydets a 17-10 lead with 2:47 left in the opening half. Trae Watkins picked off PC quarterback Brandon Miley on the next Blue Hose drive, but the Keydets were forced to punt and the score remained 17-10 at the intermission.

The Blue Hose went to backup quarterback Myron Gary to open the second half, but neither they nor VMI could dent the scoreboard in the third quarter. The Keydets had one lengthy drive, starting with 8:15 left in the quarter, but it ended when Cameron Jones was sacked on third-and-one from the PC 10. He fumbled the football, and the visitors' Brian Leonardi fell on it for the turnover. PC could not take advantage, and an exchange of punts wrapped up the third quarter with the score still VMI 17, Presbyterian College 10.

The visitors struck again with 12:12 to play, as PC executed a flawless trick play to get into the red zone. Quarterback Gary handed the ball off to Michael Ruff, who ran towards the near sideline. Ruff then paused about seven yards behind the line of scrimmage and threw the ball back across the field, finding a wide-open Gary for a 44-yard gain. With a penalty tacked on, PC had the ball at the Keydet 3, but could not find the end-zone, thanks to two negative rushes and a Greg Walker pass breakup. Miller came on for the 23-yard field goal and drilled it, cutting the VMI lead to 17-13 with 10:29 to play. After an exchange of punts, the stage was set for the drive to seal the win.

Quarterback Cameron Jones had one of the best games of his career, as he set career highs in passing yards (195), attempts (35) and completions (21), while receiver Scott had his first career two-touchdown catch game. Chaz Jones ran for 88 yards and a touchdown, while A.J. Gross had nine tackles on defense. For the Blue Hose, Derek Brown and LJ Perry each recorded double-digit tackles, with 13 and 10 respectively.

The Keydets outgained the Blue Hose, 325-205, and held a 37:10 to 22:50 advantage in time of possession for the contest. VMI converted 10 of 19 in third down situations and held PC to 1 of 12 in third down tries and limited the Blue Hose to 10 first downs.

VMI football will return to action Saturday, Oct. 9, as the Keydets travel to Stony Brook, N.Y. to battle the Stony Brook Seawolves. Game time is set for 3:30 p.m.

PC (0-5, 0-1)	13
VMI (2-2, 1-0)	24

**Foster Stadium • Lexington, Va.
Oct. 2, 2010 • Attendance: 5,719**

PC	7	3	0	3	-	13
VMI	10	7	0	7	-	24

FIRST QUARTER

VMI- Scott 7 pass from Ca. Jones (Sexton kick) - 9:36
 VMI- Sexton 38 FG - 6:22
 PC- Terrell 15 int return (Miller kick) - 2:14

SECOND QUARTER

PC- Miller 42 FG - 5:58
 VMI- Cz. Jones 1 run (Sexton kick) - 2:47

FOURTH QUARTER

PC- Miller 23 FG - 10:29
 VMI- Scott 12 pass from Ca. Jones (Sexton kick) - 1:20

	PC	VMI
First Downs	10	22
Rushes-Yards	25-94	43-130
Passing Yards	111	195
Passes (C-A-I)	12-30-2	21-35-1
Total Offense	205	325
Fumbles-Lost	2-0	2-1
Penalties	5-55	6-42
Punts-Avg.	7-43.0	6-37.2
Time of Possession	22:50	37:10

RUSHING: PC- Byrd 8-68; Dendy 11-21; Gary 3-3; Miley 3-2. **VMI-** Jones, Cz. 25-88, Itoka 11-59, Ca. Jones 7-(-17).

PASSING: PC- Gary 8-19-0-49; Miley 3-9-2-18; Ruff 1-1-0-44. **VMI-** Jones, Ca. 21-35-1-195.

RECEIVING: PC- Ruff 3-19; McKoy 3-1; Dendy 2-15; Gary 1-44; Bumgarner 1-13; Robbins 1-10; Byrd 1-9. **VMI-** Scott 5-59; Jones, Cz. 5-43; White 4-45; Talley 4-36; Favaro 2-11; Hairston 1-1.

Football Falls to Stony Brook, 27-9

STONY BROOK, N.Y. - The Stony Brook Seawolves scored 20 unanswered points in the middle portions of the game and went on to defeat the VMI Keydets, 27-9, in Big South football action contested Saturday afternoon, Oct. 9, at LaValle Stadium in Stony Brook, N.Y.

The 20-point outburst proved to be the difference for Stony Brook, which won its Big South Conference opener. The Seawolves and improved to 2-3 overall. The Keydets fell to 2-3 and 1-1 in the conference.

Stony Brook quarterback Michael Coulter completed 14 of 19 passes for 194 yards and a touchdown and utilized just two receivers on the afternoon. Sophomore wide receiver Jordan Gush caught a game-high nine passes for 115 yards and a touchdown while junior Matt Brevi had five catches for 79 yards.



The Keydets produced the seventh-longest pass play in school history when freshman quarterback Eric Kordenbrock three an 80-yard scoring strike to senior wide receiver Mario Scott in the fourth quarter.

Stony Brook outgained the Keydets, 379-192, including a 185-8 advantage in rushing. The Seawolves also held a 36:23 to 23:37 edge in possession time for the game.

The first quarter featured just one possession by each team with the Keydets taking a 3-0 lead after one period. VMI took the opening drive and moved 53 yards in 14 plays and settled for a Jeff Sexton 28-yard field goal at the 8:39 mark. The drive consumed 6:21 on the first quarter clock.

Stony Brook countered with a 15-play, 64 drive that piled up 8:42 of possession time that featured a mix of short runs and passes. Sophomore kicker Wes Skiffington tied the game with a 24-yard field goal from the left hash on the first play of the second quarter.

The Seawolves resumed their scoring string later in the first half to break the game open. Taking the ball at its own 46, Coulter fired a 48-yard pass to Brevi to the VMI 5 on the opening play of the drive. Two snaps later, Coulter on a rollout connected with Gush for a five yard touchdown to put SBU up for good in the contest. Skiffington's extra point made it 10-3 which closed out the scoring in the first half.

Stony Brook extended the margin to 13-3 with 9:44 left in the third quarter when Skiffington tacked on a 44-yard field goal to top off a 10-play, 45-yard drive on the Seawolves' opening possession of the second half. SBU had moved to the VMI 23, but a holding penalty and five-yard sack of Colter by VMI defensive end Chris Harper derailed the drive and SBU had to settle for the field goal.

A key turning point of the game took place on VMI's ensuing drive which started at the VMI 9. A dropped pass at midfield on second down would have handed the Keydet offense some breathing room, but VMI was eventually forced to punt instead from its own endzone. Senior punter Mark Ray bobbled the punt formation long snap and the ball was pounced on by SBU's Rich Vitale for a touchdown. Skiffington's extra point pushed the Seawolves to a 20-3 lead with 8:17 remaining in the third quarter.

After an exchange of punts, the Keydets moved the ball to the SBU21 yard line. But the drive evaporated when Cameron Jones' arching pass to Tracy Hairston was picked off by freshman quarterback Devante Wheeler at the two-yard line and returned nine yards, thwarting another scoring opportunity.

VMI's defense held on downs at the Keydet 29 on the Seawolves next possession and Jones was lifted for Kordenbrock when the Keydets took possession. The freshman tossed an incompletion on his first pass attempt, but followed two plays later with a third and 19 strike down the left sideline to produce what would be VMI's lone touchdown of the game at the 11:22 mark. The extra point try was muffed with a bad snap and VMI trailed, 20-9.

Kordenbrock left the game after getting knocked down on the touchdown pass play and redshirt freshman quarterback Adam Morgan finished up duties at signal caller.

The Seawolves closed out the scoring with a seven-play, 69-yard drive capped by Brock Jackloski's 25-yard end run for a touchdown with 7:09 remaining.

The Keydets were led defensively by senior end Damiso Alexander who racked up 11 tackles including a sack. Redshirt junior linebacker A.J. Gross finished with 19 tackles.

Stony Brook senior defensive end Jonas Roussaeu was credited for 3.5 tackles for loss and produced two sacks for 14 yards.

VMI returns home next Saturday to host defending BSC co-champion Liberty at Foster Stadium on Parent's Weekend. Kickoff will be at 1:30 and the game will be televised on the Flames Sports Network and picked up on various cables systems throughout the country.

VMI (2-3, 1-1)	9
SBU (2-3, 1-0)	27

LaValle Stadium • Stony Brook, N.Y.
Oct. 9, 2010 • Attendance: 7,432

VMI	3	0	0	6	-	9
SBU	0	10	10	7	-	27

FIRST QUARTER

VMI- Sexton 28 FG - 8:39

SECOND QUARTER

SBU- Skiffington 24 FG - 14:57

SBU- Gush 5 pass from Coulter - 4:32

THIRD QUARTER

SBU- Skiffington 44 FG - 9:44

SBU- Vitale 0 fumble rec. (Skiffington kick) - 8:17

FOURTH QUARTER

VMI- Scott 80 pass from Kordenbrock (Rush failed) - 11:22

SBU- Jackolski 25 run - 7:09

	VMI	SBU
First Downs	12	19
Rushes-Yards	22-8	43-185
Passing Yards	184	194
Passes (C-A-I)	20-33-2	14-19-0
Total Offense	192	379
Fumbles-Lost	2-1	0-0
Penalties	6-40	12-88
Punts-Avg.	3-34.3	3-27.3
Time of Possession	23:37	36:23

RUSHING: VMI- Morgan 6-16; Itoka 3-11; Cz. Jones 6-8; Ca. Jones 2-(-2); Bowers 4-(-10); Team 1-(-15). SBU- Maysonet 21-99; Jackolski 17-93; Team 1-(-2); Coulter 4-(-3).

PASSING: VMI- Ca. Jones 16-26-176; Morgan 3-5-1-28; Kordenbrock 1-2-0-80. SBU- Coulter 14-19-0-194.

RECEIVING: VMI- Scott 7-107; Talley 4-19; Hairston 2-20; Ross 2-18; Favaro 2-14; Cz. Jones 2-(-4); Lewis 1-10. SBU- Gush 9-115; Brevi 5-79.

Liberty Downs VMI, 41-7

LEXINGTON, Va. - A big first half sparked the visiting Liberty Flames to a 41-7 win over the VMI Keydets Saturday afternoon in Big South Conference football action in Lexington, Va.

The Flames (5-2, 2-0 Big South) were sparked by Mike Brown's 283 yards of total offense, including 231 yards and three touchdowns through the air. 120 of those passing yards went to Chris Summers, who also had three touchdown catches in the Liberty win. VMI (2-4, 1-2 Big South) was thwarted in its effort to move to 3-0 at home for the first time since 1990, despite A.J. Gross' career-high tying 16 tackles.



After an exchange of punts opened the contest, Liberty embarked on a seven-play, 84-yard drive for the game's first touchdown. No play in the drive went longer than seven yards until the scoring strike, a 54-yard Brown to Summers pass. The Flames tacked on the extra point and were ahead, 7-0.

Another VMI three-and-out gave the visitors the ball on their own 48, and they took advantage of the short field. Brown was 3 for 3 on the drive and also ran for seven yards, but SirChauncey Holloway capped the spurt with a three-yard touchdown run. The point after made it 14-0 Liberty, with 3:30 remaining in the opening quarter.

The score stayed 14-0 after one period, and the second half opened with a 63-yard punt by Liberty's Mike Larsson. Despite being one of the 10 longest kicks in Big South history, it was only the second-best kick in Foster Stadium this year, trailing Patrick Morgano of Presbyterian College's 64-yard try.

Liberty got the ball back at the 12:02 mark and struck again. After two eight-yard plays, Brown found Summers in the right corner of the end zone for a touchdown. Summers' second touchdown catch of the game and the extra point made it 21-0, Liberty.

The ensuing drive saw the Keydets pick up their initial first down of the game, as Adam Morgan found T.J. Talley for a 16-yard completion. Gabe Itoka then had a pair of runs, putting the Keydets in a third-and-short, but a pass went incomplete and forced another VMI punt. The Keydet defense forced a punt as well, but as VMI's punt returner fielded the ball, he fumbled it at the eight-yard line. Liberty recovered and would convert a 25-yard field goal, giving the Flames a 24-0 lead with four minutes left in the half.

The visitors then wrapped up the second quarter with an eight-play, 56-yard drive that ended with Summers' third touchdown catch of the game. The 17-yard strike pushed the Liberty lead to 31-0, which would be the score at half-time. The TD reception made Summers the first VMI opponent to have three touchdown catches in one game since 2005, and the 31 points were the most that VMI had surrendered in Foster Stadium since 2007's season finale against The Citadel.

The Keydets opened the second half with one of their more sustained drives of the day, an eight-play effort. Unfortunately for the home team, it went only for 27 yards and another punt was forced. The teams volleyed punts for several minutes before VMI made a quarterback change, going to Cameron Jones for the first time in the afternoon.

On just his second play, Jones was intercepted by Liberty's Danny Broggin, setting up a seven-play, 36-yard drive that ended in a six-yard touchdown run. Korrey Davis' six-yard touchdown run and the point after pushed the Liberty margin to 38-0 with 4:45 left in the third quarter. In fact, that would remain the score at the end of three periods.

Liberty kicker Matt Bevins hit his second field goal of the day, a 42-yarder with 12:30 left, to cap the Liberty scoring and make the score Flames 41, Keydets 0, but VMI countered on its next drive. Freshman Eric Kordenbrock entered the game at quarterback and led his team on a 69-yard drive that took just four plays, on which he went 4 for 4 through the air. A 15-yard pass interference penalty aided the Keydets, and Kordenbrock capped the drive with a 13-yard touchdown pass to Chaz Jones. Jones avoided three tackles and made a spinning move into the endzone to break the plane, putting the Keydets on the board and ending the game's scoring, 41-7.

VMI saw Marc Ray set a new career-high in punts with nine, while the Keydets also set a season-high in sacks with five. Liberty's defense was paced by Danny Broggin, who had three tackles including two stops-for-loss, along with an interception and two sacks.

VMI football will return to action Saturday, Oct. 23, as the Keydets travel to Charleston, S.C. to battle the Charleston Southern Buccaneers. Game time is set for 11:30 a.m.

LU (5-2, 2-0) 41
VMI (2-4, 1-2) 7

Foster Stadium • Lexington, Va.
Oct. 16, 2010 • Attendance: 7,157

LU	14	17	7	3	-	41
VMI	0	0	0	7	-	7

FIRST QUARTER

LU- Summers 54 pass from Brown (Bevins kick)- 7:44

LU- Holloway 3 run (Bevins kick)- 3:30

SECOND QUARTER

LU- Summers 23 pass from Brown (Bevins kick)- 10:57

LU- Bevins 25 FG- 3:52

LU- Summers 17 pass from Brown (Bevins kick)- 1:14

THIRD QUARTER

LU- Davis 6 run (Bevins kick)- 4:45

FOURTH QUARTER

LU- Bevins 42 FG- 12:30

VMI- Cz. Jones 13 pass from Kordenbrock (Sexton kick)- 10:15

	LU	VMI
First Downs	26	12
Rushes-Yards	40-185	21-38
Passing Yards	273	175
Passes (C-A-I)	24-38-0	17-33-2
Total Offense	447	213
Fumbles-Lost	2-1	2-1
Penalties	4-30	8-54
Punts-Avg.	5-46.4	9-34.2
Time of Possession	36:22	23:38

RUSHING: LU- Brown 7-46; Davis 6-32; Coleman 9-29; Barnett 6-22; Holloway 6-20; Brennan 4-18; Hayes 2-10. **VMI-** Cz. Jones 9-37; Bowers 4-12; Itoka 2-9; Talley 1-0; Ca. Jones 1-(-4); Morgan 4-(-16).

PASSING: LU- Brown 17-28-0-231; Brennan 7-10-0-42. **VMI-** Morgan 6-15-0-51; Kordenbrock 9-13-1-109; Ca. Jones 2-5-1-15.

RECEIVING: LU- Hayes 7-63; Summers 6-120; Henderson 4-31; Kelly 2-13; Shaver 1-15; Gagliardi 1-11; DeArmon 1-8; Bah 1-6; Brown 1-6. **VMI-** Talley 5-76; Scott 3-41; Cz. Jones 3-26; Barnson 2-17; Bowers 1-5; Favaro 1-4; Itoka 1-4; White 1-2.

Football Wins at CSU, 34-16

N. CHARLESTON, S.C. - Redshirt junior tailback Chaz Jones scored three rushing touchdowns and the VMI defense picked off four passes en route to a 34-16 Big South road victory over Charleston Southern Saturday afternoon at Buccaneer Field.

VMI evened its Big South record to 2-2 and 3-4 overall while the Bucs dropped their fifth straight game to fall to 2-5, 0-3 in the conference.

The Keydets broke open a tight game with 17 straight points in the fourth quarter to grab their initial road win of 2010 and the first since a 30-21 victory over Presbyterian College on October 24, 2009. It was also VMI's first win against Charleston Southern since 2005 and the first at North Charleston since 2002.

The VMI defense carried the day with the four picks and limited Charleston Southern to 60 yards rushing on the day - the fewest yards allowed an opponent this year. Taking advantage of excellent field position throughout most of the afternoon, the VMI offense converted 5-of-5 red zone scoring opportunities. Jones became the first VMI back to rush for three touchdowns in a game since Howard Abegesah produced three scores in the win against Presbyterian in 2009.

VMI had intercepted just three passes on the season heading into the game, but more than doubled its output by the end of the afternoon. The tone was set early in the contest on CSU's opening drive when cornerback Greg Walker snatched a batted pass and raced 58 yards down the left for the game's first score. The extra point by Jeff Sexton was good and the VMI led, 7-0, with 11:58 left in the first quarter.

The Bucs came back to knot the score at 7-7 when standout receiver and return man Gerald Stevenson caught a dump pass over the middle and bounced out of the pack before racing down the left boundary for a 69-yard touchdown at the 11:00 mark of the first quarter. Charleston Southern later in the quarter assumed what turned out to be its only lead of the game when an 8-play, 80-yard drive produced a 24-yard touchdown pass from senior quarterback Andrew Trudnowski to redshirt-senior wideout Kwame Krakue. Senior kicker John Paglia missed the extra point and the Bucs led 13-7 with 5:27 left in the period. The key play of the drive was a 38-yard pass to Deon Lee to the VMI 38.

VMI freshman quarterback Eric Kornenbrock made his first career start, but was forced to leave the game on VMI's second drive when his throwing hand was bruised executing a swing pass. Redshirt junior quarterback Cam Jones took over midway the first quarter and engineered VMI's longest and most time consuming drive of the afternoon that would put them back on top for good. The Keydets, sparked by a 29-yard pass to Tracy Hairston to the CSU 5, capped the possession two plays later on a Chaz Jones two-yard dive into the end zone with 12:42 left in the second quarter. The extra point was good and the VMI offense had moved 76 yards in eight plays for the go-ahead points.

The VMI defense bottled up the Bucs on the next possession and a poor punt by CSU's Andy Brown went 17 yards to give VMI the ball at the CSU 38. A 23-yard run by Chaz Jones to the CSU 15 opened the drive, but a one-yard rushing loss and two straight incompletions forced VMI to settle for a Sexton 30-yard field goal to push the lead to 17-13 with 6:18 left in the first half and the tally held up as the teams went to halftime.

VMI opened the second half by fumbling away on its second play from scrimmage at its own 25, but the Keydet defense began a string of several second half defensive stops that would prove decisive. Cornerback Byron Allen knifed in on a run blitz to halt CSU back Demarcus Moon for no gain on third-and-one at the 16, and Josh Atkinson was tossed down for a three-yard pass loss the next play to squash the drive.

The Bucs were able to close within 17-16 on their next possession, however, when Paglia knocked through a 38-yard field goal at the 8:30 mark of the period. Charleston Southern would not cross midfield on its next four drives which set the stage for VMI's fourth quarter outburst. Forced to punt from its own 22 early in the final period, a high snap forced CSU punter Brown to bail out his punt attempt and run, but VMI's Bryan Barnson wrapped him up at the CSU 4 and two plays later, Chaz Jones dove in from two-yard out to break the game open and put VMI on top, 24-16, with 9:38 remaining.

The Keydets would later tack on insurance scores when linebacker Alex Ray's interception return to the CSU 37 set up a Sexton 34-yard field goal with 7:33 left. The ensuing Buc drive would stall in downs at its Charleston Southern 12, and the Keydets quickly put the game away three plays later when Jones slammed in from one-yard out and the extra-point by Sexton pushed the final margin to 34-16 with 2:36 left. Charleston Southern's final bid for points ended on its last drive when Michael Johnson picked off a Trudnowski pass in the end zone with 30 ticks left in the contest.

VMI was outgained 326-242 for the game and overcame the short end of a 35:47 to 24:13 count in time of possession by holding CSU to six of 19 in third down conversions and producing four takeaways. Redshirt junior linebacker A.J. Gross racked up a career-high 17 tackles while nose guard Josh Wine piled up a career-high 12 stops including two key sacks for 11 yards. The Keydet defense finished the day with seven tackles-for-loss that backed up the CSU offense for a total of 40 yards.

Chaz Jones led VMI rushers with 51 yards to accompany his three touchdowns while Tracy Hairston, T.J. Talley, and Barnson each snagged three aeriels. Keydet QB Cam Jones completed 10 of 29 passes for 114 yards and did not throw an interception. VMI successfully limited the dynamic Stevenson's touches and impact following his long TD reception in the first quarter, and the senior finished with six catches for 60 yards following his scoring catch and run. Stevenson was also quieted to two punt returns for 15 yards and never touched the ball on a kickoff return after running back a pair for scores last week against Gardner-Webb.



VMI (3-4, 2-2) 34
CSU (2-5, 0-3) 16

Buccaneer Field • Charleston, S.C.
Oct. 23, 2010 • Attendance: 3,476

VMI	7	10	0	17	-	34
CSU	13	0	3	0	-	16

FIRST QUARTER

- VMI- Walker 58 interception return (Sexton kick)- 11:58
- CSU- Stevenson 69 pass from Trudnowski (Paglia kick)- 11:00
- CSU- Krakue 24 pass from Trudnowski (Kick failed)- 5:27

SECOND QUARTER

- VMI- Cz. Jones 2 run (Sexton kick)- 12:41
- VMI- Sexton 30 FG- 6:18

THIRD QUARTER

- CSU- Paglia 38 FG- 8:30

FOURTH QUARTER

- VMI- Cz. Jones 2 run- 9:38
- VMI- Sexton 34 FG- 7:33
- VMI- Cz. Jones 1 run- 2:36

	VMI	CSU
First Downs	11	18
Rushes-Yards	27-94	33-60
Passing Yards	148	326
Passes (C-A-I)	13-37-0	25-53-4
Total Offense	242	386
Fumbles-Lost	1-1	1-0
Penalties	7-45	6-55
Punts-Avg.	9-42.9	6-35.5
Time of Possession	24:13	35:47

RUSHING: VMI- Cz. Jones 15-51; Itoka 5-23; Ca. Jones 6-20; Team 1-0. **CSU-** Moon 20-68; Hackworth 4-22; Stevenson 1-3; Lee 1-(-3); Seward 1-(-6); Trudnowski 5-(-6); And. Brown 1-(-18).

PASSING: VMI- Kordenbrock 3-8-0-34; Ca. Jones 10-29-0-114. **CSU-** Trudnowski 25-53-4-326.

RECEIVING: VMI- Hairston 3-51; Talley 3-37; Barnson 3-25; White 1-13; Temoney 1-9; Itoka 1-9; Lewis 1-4. **CSU-** Stevenson 7-129; Lee 6-112; Krakue 4-36; Moon 4-29; Atkinson 4-20.

Football Falls Short at West Point, 29-7

WEST POINT, N.Y. - After a sluggish first half, the VMI offense made things interesting after halftime, but couldn't overcome the Army Black Knights and the Keydets fell, 29-7, before a crowd of 32,410 at Michie Stadium Saturday afternoon.

The rushing tandem of sophomore Jared Hassin and senior Patrick Mealy combined for 265 of Army's 316 yards rushing for the game and the Black Knights raised their overall season mark to 5-3 and matched their win total of 2009.

VMI dropped to 3-5 on the year in the non-conference tilt which was VMI's second consecutive trip to Army in as many years.

The Keydets never led throughout the afternoon, but closed within 19-7 as the game headed to the fourth quarter. After an Alex Carlton 41-yard field goal pushed the Black Knight lead to 22-7, the Keydets marched to Army 32 before the game took a decisive turn back in favor of the hosts.

Facing a first and 10, VMI freshman quarterback Eric Kordenbrock rolled right and eluded a heavy Army rush before uncorking a pass that was picked off by senior free safety Travis Donovan at VMI 21 and returned 37 yards. As Donovan was being wrestled to the turf after crossing midfield, he pitched the ball back to a trailing teammate, senior Jordan Trimble who ran the remaining 42 yards to the end zone for a touchdown to effectively douse the Keydet hopes for the remainder of the afternoon. The extra point by Carlton proved to be the game's final point, and Army held on to its 29-7 margin for the remaining nine minutes of the game.

Army held a 381-282 advantage in total offense, including a 316-123 margin on the ground. But the Keydet offense was able to generate better numbers in the second half with 206 yard total offense and 13 first downs after posting just three first downs in the first half.

VMI had the ball just 11:34 in the first half, but boosted that number to 17:59 after halftime. The two teams traded possessions to start the game, but on Army's second drive, the Black Knights converted two key 4th down conversions - one from the VMI 25 and the second which resulted on a 1-yard Trent Steelman run, giving the Black Knights the 7-0 advantage on the drive that was assembled in 12 plays for 80 yards and ate up 5:38 on the game clock. A 16-yard pass to Hassin from Steeleman to the VMI 9 set up the game's first score four plays later.

VMI took over with the ball inside its own five to begin the second quarter. The ensuing Marc Ray punt against the wind gave Army great field possession after a Josh Jackson 8-yard return to the VMI 33. The Black Knights quickly added another touchdown only two-plays later on a Hassin 38-yard run slashing down the right sideline, extending the Black Knight lead to 14-0 early in the second-quarter.

Following a 26-yard punt by Ray on VMI's next drive, Army once again took over in VMI territory at the Keydet 45. The VMI defense held on a 4th and 2, taking over on downs on their own 12 after after a personal foul called on the VMI defense after the play whistle. Kordenbrock, VMI's third quarterback of the first half, then led the most productive VMI drive of the second quarter, guiding a 7-play, 33-yard drive that stalled on the Army 43. Army would add to its lead with 2:35 left before intermission, as VMI had a 3rd and 17 from its own 7-yard line. Kordenbrock, throwing from his own end zone, completed an 11-yard pass to senior wideout Mario Scott that was wiped out by a VMI holding penalty resulting in a safety to give Army the 16-0 lead with 2:35 left in the half.

Army seemed poised to add to the lead with a 3rd & 1 from the VMI 21, but an explosive sack by redshirt junior Kris Ware forced the Black Knights to settle for a Carlton 43-yard field and Army assumed a 19-0 lead at the break. In the first half half, VMI managed just 76 yards of total offense to 217 for Army. VMI was plagued by penalties, committing 7 for 56 yards, to just three penalties for 25 yards for the hosts.

The Keydet defense forced an Army punt on the ensuing drive, setting the stage for VMI's most productive drive of the afternoon. A key play on the drive was 10-yard pass from Kordenbrock to Brian Barnson on a 3rd and 9 to bring the ball to the VMI 39. Three plays later on a 2nd and 10 from the VMI 39, Kordenbrock found Tracy Hairston on a crossing route for a 30-yard gain, putting the ball on the Army 31. Moving the ball to the Army 1 after a Chaz Jones 11-yard rush, VMI finally punched it in to get on the board on a Jones one-yard run on fourth down with 4:18 left in the third quarter, pulling the Keydets within 19-7.

VMI caught a break on the ensuing Army possession, as a fumble by the Army quarterback Steelman was recovered by VMI's Charlie Jones, giving the Keydets the ball at their own 44. The drive started out well, as Kordenbrock found Itoka on a screen pass that went for 17-yards, but the drive stalled at the Army 40, resulting in a VMI punt.

Army then used its longest offensive play from scrimmage this season on the ensuing, a 54-yard run by Hassin to bring the ball from their own 19 to the VMI 27. The big play resulted in another Carlton field goal from 41-yards out to extend the Black Knight lead to 22-7 with 12:15 to play.

Hassin led all ground gainers with 158 yards on 14 carries while Mealy piled up 97 yards on 18 attempts. Kordenbrock completed 15 of 27 passes for 139 yards for the visitors and VMI utilized eight different receivers led by Itoka with five catches for 35 yards.

Donovan led Army on the defensive charts with nine tackles while VMI redshirt-junior outside linebacker Eric Church had a career-high 16 tackles including 11 solo plays and a tackle-for-loss.

VMI returns home for its final game at Foster Stadium against Coastal Carolina next Saturday. Kickoff is 1:30 and the game will be carried live on ESPN3.com.



VMI (3-5, 2-2) 7
Army (5-3) 29

Michie Stadium • West Point, N.Y.
Oct. 30, 2010 • Attendance: 32,410

VMI	0	0	7	0	-	7
ARMY	7	12	0	10	-	29

FIRST QUARTER

ARMY- Steelman 1 run (Carlton kick)- 4:08

SECOND QUARTER

ARMY- Hassin 38 run (Carlton kick)- 14:20

ARMY- Team Safety- 2:35

ARMY- Carlton 43 FG- 0:21

THIRD QUARTER

VMI- Cz. Jones 1 run (Sexton kick)- 4:18

FOURTH QUARTER

ARMY- Carlton 41 FG- 12:15

ARMY- Trimble 42 Int Return- 8:56

	ARMY	VMI
First Downs	14	16
Rushes-Yards	49-316	32-123
Passing Yards	65	159
Passes (C-A-I)	4-11-0	20-36-1
Total Offense	381	282
Fumbles-Lost	0-0	0-0
Penalties	4-35	7-54
Punts-Avg.	4-37.0	8-29.8
Time of Possession	30:27	29:33

RUSHING: VMI- Cz. Jones 18-74; Itoka 10-55; Morgan 3-11; Kordenbrock 1-(-12). **ARMY-** Hassin 14-158; Mealy 18-97; Steelman 10-42; Austin 3-21; Crucitti 1-3; Cobbs 1-(-1); Team 2-(-4).

PASSING: VMI- Kordenbrock 15-27-1-139; Morgan 4-7-0-18; Ca. Jones 1-2-0-2. **ARMY-** Steeleman 4-11-0-65.

RECEIVING: VMI- Itoka 5-35; Scott 4-29; Talley 3-45; Barnson 3-12; Cz. Jones 2-1; Hairston 1-30; White 1-5; Favaro 1-2. **ARMY-** Hassin 3-54; Barr 1-11.

Coastal Carolina Downs VMI, 31-3

LEXINGTON, Va. - Zach MacDowall threw for 254 yards and two touchdowns, and the visiting Coastal Carolina Chanticleers scored 31 unanswered points en route to a 31-3 win over the VMI Keydets, Saturday afternoon in Big South football action at Foster Stadium in Lexington, Va.



The Keydets got on the board first Saturday, but the Chanticleers responded with seven points in the first quarter, 10 in the second and a touchdown each in the third and fourth. The Coastal Carolina defense held VMI to 199 total yards with just 125 of those yards coming after the first quarter. VMI mustered just one drive all day that gained more than 40 yards.

VMI's final home game of the season opened on a cool, blustery day, and began with the home team forcing a punt on Coastal's opening drive. The Keydets made steady progress down the field on their opening possession, but freshman quarterback Eric Kordenbrock was intercepted on a fade pass to the near sideline. Josh Norman picked off the pass, giving Coastal the ball for the second time.

The visiting Chants could not take advantage, and VMI responded with a 10-play, 39-yard drive to take the lead. Kordenbrock completed his first three passes to move the Keydets into position, and Jeff Sexton capped the push with a 22-yard field goal to give the home team the lead, 3-0, with 5:14 left in the first.

Coastal (4-5, 3-1 BSC) responded with the first of two lengthy drives, a nine-play, 74-yard effort to snatch the edge right back. MacDowall went five for five, and in fact, that began a stretch of 16 consecutive completions for the CCU quarterback. He capped this drive with a 15-yard strike to Marquel Willis, and with under a minute left in the first quarter, Coastal had a 7-3 lead.

After an exchange of punts, VMI's Marc Ray pinned Coastal on its own 1-yard line, forcing them to come out of their own endzone. The Chanticleers responded decisively, marching 99 yards in just seven plays, keyed by a 53-yard strike to receiver Ben Collins. It was just Collins' second career catch, and led to the touchdown play as MacDowall hooked up with Willis from 18 yards out, giving the visitors a 14-3 edge with 5:03 left in the half.

The Coastal defense forced yet another punt, giving them the ball back on the Keydet 31 yard line. This time, the VMI defense held and Justin Durham kicked a 23-yard field goal, pushing the CCU lead out to 17-3, which would be the score going into the half.

MacDowall was the story of the first half, as the quarterback went 14 of 16 for 191 yards and two scores. The Chanticleers also outgained VMI 226-126 in the opening two quarters.

The second half got underway with another VMI punt, as the Keydets had gained just two first downs since the opening period, and Coastal marched 79 yards in seven plays for a touchdown. MacDowall capped the effort with a two-yard quarterback keeper, and Durham's point after made it CCU 24, VMI 3 with 11 minutes remaining in the third.

VMI moved to the CCU 2 early in the fourth quarter but had the drive end on downs.

The only other points came off a 39-yard interception return by CCU's Keon Cunningham with 1:17 remaining, giving the visitors their final victory margin.

Senior Michael Rainey-Wiles, who had missed the last three contests with a shoulder injury, turned in VMI's lone interception of the day in the second half.

Redshirt junior defensive back Byron Allen posted double-digit tackles with 13 tackles to lead the Keydets on the defensive charts.

The Keydets (3-6, 2-3 BSC) will return to action next Saturday as they travel to Norfolk, Va. to take on the Old Dominion Monarchs. Game time is set for 3:30 p.m. The game will be televised by Comcast Network and can be seen on various cables systems throughout the country.

VMI (3-6, 2-3)	3
CCU (4-5, 3-1)	31

**Foster Stadium • Lexington, Va.
Nov. 6, 2010 • Attendance: 5,123**

VMI	3	0	0	0	-	3
CCU	7	10	7	7	-	31

FIRST QUARTER

VMI - Sexton 22 FG - 5:14
CCU - Willis 15 pass from MacDowall (Durham kick) - 0:57

SECOND QUARTER

CCU - Willis 18 pass from MacDowall (Durham kick) - 5:03
CCU - Durham 23 FG - 0:11

THIRD QUARTER

CCU - MacDowall 2 run (Durham kick) - 10:57

FOURTH QUARTER

CCU - Cunningham 39 int return (Durham kick) - 1:17

	VMI	CCU
First Downs	14	16
Rushes-Yards	24-74	36-100
Passing Yards	125	254
Passes (C-A-I)	20-43-2	18-24-1
Total Offense	199	354
Fumbles-Lost	0-0	0-0
Penalties	5-55	6-26
Punts-Avg.	9-38.7	7-34.0
Time of Possession	28:49	31:11

RUSHING: VMI- Itoka 7-52; Cz. Jones 14-33; Morgan 2-(-2); Kordenbrock 1-(-9). **CCU-** O'Neal 10-39; Jones 7-22; Gause 5-18; Childers 1-14; MacDowall 9-7; Height 1-2; Whitener 1-0; Willis 1-0; Team 1-(-2).

PASSING: VMI- Kordenbrock 18-39-2-11; Morgan 2-4-0-14. **CCU-** MacDowall 18-24-1-254.

RECEIVING: VMI- Cz. Jones 6-29; Talley 5-29; Scott 2-19; Favaro 2-14; Hairston 1-13; T. White 1-7; Barnson 1-6; Ross 1-4; Lucas 1-4. **CCU-** O'Neal 3-49; Willis 3-47; Hazel 2-37; Duran 2-25; Whitley 2-8; Collins 1-53; Floyd 1-17; Morgan 1-12; Sullivan 1-9; Wesley 1-2; Childers 1-(-5).

Football Falls to ODU, 45-28

NORFOLK, Va. - Old Dominion rallied from a first half deficit with 31 straight points and redshirt junior quarterback Thomas Demarco tossed three touchdowns to lead the Monarchs to a 45-28 win over VMI before 19,782 spectators at Foreman Field Saturday afternoon, Nov. 13.

Despite the loss, the VMI offense posted its best numbers of the season in total offense rolling up 370 total yards. The 140 yards rushing was also a season best and the 235 yards passing was the second highest mark in 2010.

Junior receiver T.J. Talley caught three passes for 79 yards and scored two touchdowns while redshirt junior quarterback Chaz Jones turned in VMI's first 100-yard rushing effort of the season with 114 yards and a touchdown.

VMI freshman quarterback Eric Kordenbrock started the game and completed 12 of 22 passes for 175 yards and a touchdown in the first half, but exited the game with injury on the first play from scrimmage in the second half after an interception. Redshirt junior quarterback Cam Jones took over for the rest of the day and completed seven of 15 passes for 55 yards and threw two touchdown passes.

The Keydets jumped out to early 7-0 and 14-7 leads but the Monarchs (7-3) capitalized on two turnovers and two missed field goals by the visitors to seize the lead in the second quarter and move on to the victory.

VMI scored first taking advantage of an ODU fumble on the game's opening drive that was recovered by redshirt junior linebacker Eric Church at the ODU 27. Chaz Jones slammed in from the one-yard line for a TD, his fifth carry on the possession that helped account for his 23 yards on the ground and VMI took a 7-0 lead with 11:34 remaining in the first quarter following Jeff Sexton's extra point.

The Monarchs tied the game with a 10-play, 68-yard drive that was capped by a Desmond Williams 3-yard touchdown rush off an option pitch and Jarod Brown's extra point knotted the score at 7-7 with 8:16 left in the opening quarter. Demarco accounted for most of the yardage off the scoring drive with four carries for 31 yards rushing and three of four pass completions for 34 yards through the air.

VMI retook the lead with 6:30 remaining in the first quarter after T.J. Talley snagged a Kordenbrock swing pass in the left flat and raced down the boundary for a 55-yard scoring play. It was VMI's second longest pass play of the year and a career-long reception by Talley.

Old Dominion closed within 14-10 at the 9:23 mark of the second quarter after Brown converted a 24-yard field goal to close a drive that featured a 48-yard pass completion on a third-and-18 from the ODU 12 to junior wideout Prentice Gill.

The Keydet defense stepped up and forced ODU to punt on its next two drives and twice the VMI offense moved into the redzone to the ODU 20 in the second quarter only to come up empty after missed field goal tries of 33 and 34 yards. The Monarchs meanwhile, turned two VMI second quarter fumbles into touchdown drives with running back Mario Crawford scoring on a 25-yard burst up the middle and tight end Kai Blanco hauling in a 10-yard slant pattern for a score that eventually put ODU ahead, 24-14 at halftime.

VMI would get the opening kick of the second half, but suffered setback on the first play from scrimmage when Kordenbrock's pass intended for Tracy Hairston deflected off a player's shoulder and into the arms of Monarch strong safety Carvin Powell at the VMI 29 and returned to the VMI 11. After two Crawford rushes that moved the ball to the VMI 6, DeMarco teamed with Gill on a slant pattern that led to a 31-14 lead for the hosts just 1:23 into the second half.

The Monarchs would stretch the consecutive string of points to 31 after DeMarco fired a six-yard TD pass to wideout Chris Lovitt on a drive that was setup by another VMI fumble at the VMI 5.

The Keydets showed plenty of fight down the stretch and put together an 8-play, 78 scoring drive that ended with Cam Jones tossing a 12-yard floater to Hairston in the left corner of the endzone at the 1:57 mark of the third quarter. Cam Jones completed three of four passes on the drive for 24 yards while Chaz Jones rushed four times for 49 yards.

The fourth quarter saw both teams produced touchdown drives with ODU with Crawford finding the end zone for the second time with a one-yard run and the Keydets scoring on a 19-yard pass play from Cam Jones to Talley. VMI redshirt junior linebacker A.J. Gross produced another double-digit tackle outing with 16 stops including 2.5 for loss for 10 yards and an eight yard sack. Senior end Damiso Alexander logged 10 tackles and a sack.

VMI (3-7) closes out 2010 campaign next Saturday at Gardner-Webb in game that will start at 11:30 a.m. and will be televised by SportsSouth.



VMI (3-7) 28
ODU (7-3) 45

Foreman Field • Norfolk, Va.
Nov. 13, 2010 • Attendance: 19,782

VMI	14	0	7	7	-	28
ODU	7	17	14	7	-	45

FIRST QUARTER

VMI- Cz. Jones 1 run (Sexton kick) - 11:34
ODU- Williams 3 run (Brown kick) - 8:16
VMI- Talley 55 pass from Kordenbrock (Sexton kick) - 6:30

SECOND QUARTER

ODU- Brown 24 FG - 9:23
ODU- Crawford 25 run (Brown kick) - 8:16
ODU - Blanco 10 pass from DeMarco (Brown kick) - 0:29

THIRD QUARTER

ODU- Gill 6 pass from DeMarco (Brown kick) - 13:27
ODU- Lovitt 6 pass from DeMarco (Brown kick) - 5:27
VMI- Hairston 12 pass from Ca. Jones (Sexton kick) - 1:57

FOURTH QUARTER

ODU- Crawford 1 run (Brown kick) - 6:14
VMI- Talley 19 pass from Ca. Jones (Sexton kick) - 3:21

	VMI	ODU
First Downs	21	24
Rushes-Yards	28-144	46-189
Passing Yards	230	270
Passes (C-A-I)	19-38-1	20-35-0
Total Offense	374	459
Fumbles-Lost	4-3	1-1
Penalties	8-75	7-95
Punts-Avg.	5-35.8	5-37.6
Time of Possession	27:58	32:02

RUSHING: VMI- Jones, Cz. 16-118; Itoka 10-26; Jones, Ca. 1-5; Kordenbrock 1-(-5). **ODU-** DeMarco 20-67; Parham 7-63; Crawford 13-59; Williams 4-3.

PASSING: VMI- Kordenbrock 12-23-1-175; Jones, Ca. 7-15-0-55. **ODU-** DeMarco 20-35-0-270.

RECEIVING: VMI- Hairston 4-30; Talley 3-79; Scott 3-54; Jones, Cz. 3-10; Itoka 2-16; Ross 1-12; A. Thompson 1-12; White 1-10; Favaro 1-7. **ODU-** Evans 5-53; Gill 4-110; Thomas 4-27; Smalley 2-44; Blanco 1-10; Crawford 1-9; Jackson 1-8; Lovitt 1-6; Williams 1-3.

VMI Drops Season Finale to GWU, 10-7

BOILING SPRINGS, N.C. -

Despite holding an advantage in total offense and time of possession throughout the afternoon, the VMI football team fell to Gardner-Webb, 10-7 Saturday in the Big South and regular season finale for both teams.

The Keydets closed out the 2010 campaign with a 3-8 overall mark and 2-4 in the Big South Conference. Gardner-Webb finished 4-7 overall and 2-4 in the league.

VMI could not overcome four interceptions thrown and two unsuccessful field attempts that derailed a chance to close out the season with a road win for first time since 2002.

Two of the VMI interceptions led to Gardner-Webb's scoring - a first half field goal and a second half touchdown. The Keydets also came up empty on all three red zone scoring chances.

Bulldog junior receiver James Perry made a leaping grab between two defenders in the left corner of the end zone to haul in a 27-yard touchdown pass with 10:55 left in the fourth quarter that proved to be the deciding score of the contest.

The Keydets outgained the Bulldogs 271-218 and held a 126-59 advantage on the ground. The 59 rushing yards given up by the Keydets was the lowest allowed an opponent this season. VMI also converted 7 of 15 third down conversions while holding a 32:25 to 25:13 advantage in time of possession.

Gardner-Webb opened the game on offense and moved to the VMI 46 before quarterback Chandler Browning's sideline pass was picked off by junior cornerback Greg Walker at the VMI 41. The Keydets pounded the ball to the Gardner-Webb 6-yard line, using six consecutive rushes by redshirt junior back Chaz Jones for 30 yards. On the next play following a Keydet timeout, senior quarterback Cam Jones attempted throw a slant pattern that was picked off by junior defensive back Chris James in the endzone.

VMI got excellent field position at the GWU 48 after forcing the Bulldogs to punt, and a 21-yard pass from Cam Jones to Josh Favaro on the drive's first play moved the ball to the 27-yard line. One play later, Jones floated a ball down the left boundary to the endzone that was picked off by freshman defensive back Gianni Olivias.

But the Keydet defense was able to keep the Bulldog offense in check throughout most of the first quarter as GWU was unable to cross midfield until the first play of the second quarter. Still the Bulldogs were forced to punt from the VMI 43 after an eight play, 31 yard drive came up empty and the Keydets took over at their own 20 with 13:30 left in the second quarter.

Freshman quarterback Adam Morgan replaced Jones at quarterback and on his first snap from center rifled a ball on a crossing route to redshirt sophomore receiver Aaron Lewis who had the aerial carom out of his hands into the grasp of senior linebacker Jeffrey Williams at the VMI 34. The Bulldogs ran six plays that moved the ball to the VMI 15, but had to settle for a Ryan Gates 31-yard field goal that put the home team ahead, 3-0 with 10:44 left in the second quarter. VMI was unable to tally for the remainder of the half.

Kicking off to start the second half, Gardner-Webb attempted an on-side kick that was recovered by VMI's Juan Thrasher at the GWU 43. The Keydets wasted little time capitalizing on the short field and on the fourth play of the possession executed a 31-yard touchdown pass from Morgan down the right sideline to Tracy Hairston, who reached back to snare the ball outside the goal line and turn in for his second touchdown in as many weeks. Sexton's extra point was good and VMI jumped ahead, 7-3, with 13:09 left to go in the third quarter.

On Gardner-Webb's ensuing possession, VMI junior corner back Byron Allen picked off a Browning pass at the VMI 21 and raced 24 yards up the left sideline to the VMI 45. The Keydets could not capitalize, and went to the final quarter still leading 7-3.

With VMI starting at its own 14, senior running back Gabe Itoka rushed four times to move the ball out to the Keydet 25. On a third and 10, Morgan threw a dump pass over the middle that was intercepted by a diving sophomore Bulldog defensive end Evan Short at the VMI 27. One play later, Browning lofted an arching pass into the left corner of the endzone that Perry snagged between two Keydet defenders. Gardner-Webb kicked a 30-yard extra point following a holding penalty and the Bulldogs retook the lead, 10-7 with 10:55 to play. VMI's best chance to a comeback score was dashed on its last drive of the game when a second-down and one QB sneak by Morgan at the GWU 46 resulted in a four-yard loss after the ball squirted back following the snap. Morgan recovered the errant exchange, but threw two straight incompletions on the next two plays which ended the possession on downs with 2:33 left.

The Keydets were never able to get the football back as the Bulldogs managed to convert a fourth and one from the VMI 40 and eventually ran out the clock.

Morgan completed 10-of-19 passes for 117 yards and a touchdown while Chaz Jones and Itoka rushed for 66 and 63 yards, respectively. Barnson led the Keydets in receptions with four catches for 38 yards. Perry hauled in eight catches (seven after halftime) for 78 yards and a touchdown to lead Gardner-Webb in receiving. Browning completed 17-of-31 attempts for 159 yards and a score and was picked off twice.

Defensively, A.J. Gross finished the season with his sixth double-digit tackle performance with 13 stops.



VMI (3-8) 7

Gardner-Webb (4-7) 10

Spangler Stadium • Boiling Springs, N.C.

Nov. 20, 2010 • Attendance: 3,950

VMI	0	0	7	0	-	7
GWU	0	3	0	7	-	10

SECOND QUARTER

GWU - Gates 31 FG - 10:44

THIRD QUARTER

VMI - Hairston 31 pass from Morgan - 13:09

FOURTH QUARTER

GWU - Perry III 27 pass from Browning - 10:55

	VMI	GWU
First Downs	16	16
Rushes-Yards	39-126	30-59
Passing Yards	145	159
Passes (C-A-I)	13-26-4	17-31-2
Total Offense	271	218
Fumbles-Lost	1-0	0-0
Penalties	6-58	5-120
Punts-Avg.	3-38.3	6-45.5
Time of Possession	32:25	25:13

RUSHING: VMI- Jones, Cz. 15-66; Itoka 17-63; Morgan 7-(-3). **GWU-** Hall 17-46; Blount 5-19; Browning 4-(-2); Team 4-(-4)

PASSING: VMI- Morgan 10-19-2-117; Jones, Ca. 3-7-2-28. **GWU-** Browning 17-31-2-159.

RECEIVING: VMI- Barnson 4-38; Hairston 3-49; Scott 2-19; Favaro 1-21; Itoka 1-11; Talley 1-9; Jones, Cz. 1-(-2). **GWU-** Perry III 8-78; Petty 5-45; Hall 2-23; Miller 1-8; Blount 1-5.

2010 VMI Football
VMI Keydets Overall Team Statistics (End of Season)
 All games

Team Statistics	VMI	OPP
SCORING	174	311
Points Per Game	15.8	28.3
FIRST DOWNS	164	202
Rushing	64	79
Passing	85	110
Penalty	15	13
RUSHING YARDAGE	943	1537
Yards gained rushing	1201	1810
Yards lost rushing	258	273
Rushing Attempts	325	423
Average Per Rush	2.9	3.6
Average Per Game	85.7	139.7
TDs Rushing	8	12
PASSING YARDAGE	1924	2343
Comp-Att-Int	186-382-20	185-328-10
Average Per Pass	5.0	7.1
Average Per Catch	10.3	12.7
Average Per Game	174.9	213.0
TDs Passing	12	19
TOTAL OFFENSE	2867	3880
Total Plays	707	751
Average Per Play	4.1	5.2
Average Per Game	260.6	352.7
KICK RETURNS: #-Yards	54-1097	36-622
PUNT RETURNS: #-Yards	26-270	19-181
INT RETURNS: #-Yards	10-112	20-251
KICK RETURN AVERAGE	20.3	17.3
PUNT RETURN AVERAGE	10.4	9.5
INT RETURN AVERAGE	11.2	12.6
FUMBLES-LOST	16-7	16-7
PENALTIES-Yards	73-579	69-672
Average Per Game	52.6	61.1
PUNTS-Yards	70-2586	57-2171
Average Per Punt	36.9	38.1
Net punt average	32.6	31.6
TIME OF POSSESSION/Game	28:04	31:43
3RD-DOWN Conversions	55/166	51/154
3rd-Down Pct	33%	33%
4TH-DOWN Conversions	6/15	7/20
4th-Down Pct	40%	35%
SACKS BY-Yards	19-127	24-141
MISC YARDS	0	23
TOUCHDOWNS SCORED	22	38
FIELD GOALS-ATTEMPTS	7-15	15-17
ON-SIDE KICKS	0-0	0-1
RED-ZONE SCORES	20-33 61%	28-33 85%
RED-ZONE TOUCHDOWNS	16-33 48%	19-33 58%
PAT-ATTEMPTS	21-21 100%	36-38 95%
ATTENDANCE	24864	122117
Games/Avg Per Game	4/6216	7/17445
Neutral Site Games		0/0

Score by Quarters	1st	2nd	3rd	4th	OT	Total
VMI Keydets	50	31	42	51	0	174
Opponents	79	116	58	58	0	311

2011 VMI Football Post-Spring Prospectus

2010 VMI Football VMI Keydets Team Game-by-Game (End of Season) All games

TEAM STATISTICS

Date	Opponent	Rushing				Receiving				Passing				Kick Returns				Punt Returns				tot off
		no.	yds	td	lg	no.	yds	td	lg	cmp-att-int	yds	td	lg	no.	yds	td	lg	no.	yds	td	lg	
Sep 4	LOCK HAVEN	23	47	2	13	20	304	3	46	20-41-0	304	3	46	2	49	0	31	4	112	1	52	351
Sep 11	at William and Mary	33	113	0	18	12	126	0	21	12-39-5	126	0	21	7	136	0	29	3	22	0	17	239
Sep 25	at Virginia	33	46	0	15	11	133	1	36	11-21-2	133	1	36	7	164	0	45	0	0	0	0	179
Oct 2	PRESBYTERIAN COLLEGE	43	130	1	22	21	195	2	33	21-35-1	195	2	33	3	73	0	35	3	18	0	13	325
Oct 9	at Stony Brook	22	8	0	12	20	184	1	80	20-33-2	184	1	80	6	132	0	38	0	0	0	0	192
Oct 16	LIBERTY	21	38	0	8	17	175	1	32	17-33-2	175	1	32	5	109	0	30	4	51	0	25	213
Oct 23	at CSU	27	94	3	23	13	148	0	29	13-37-0	148	0	29	4	50	0	16	3	20	0	10	242
Oct 30	at Army	32	123	1	24	20	159	0	30	20-36-1	159	0	30	6	93	0	19	2	3	0	2	282
Nov 06	COASTAL	24	74	0	17	20	125	0	15	20-43-2	125	0	15	6	128	0	31	0	0	0	0	199
Nov 13	at Old Dominion	28	144	1	31	19	230	3	55	19-38-1	230	3	55	7	156	0	29	3	1	0	1	374
Nov 20	at Gardner-Webb	39	126	0	10	13	145	1	31	13-26-4	145	1	31	1	7	0	7	4	43	0	18	271
Opponents		325	943	8	31	186	1924	12	80	186-382-20	1924	12	80	54	1097	0	45	26	270	1	52	2867
Opponents		423	1537	12	54	185	2343	19	69	185-328-10	2343	19	69	36	622	1	87	19	181	1	64	3880

Games played: 11
 Avg per rush: 2.9
 Avg per catch: 10.3
 Pass efficiency: 90.89
 Kick ret avg: 20.3
 Punt ret avg: 10.4
 All purpose avg/game: 395.1
 Total offense avg/gm: 260.6

Date	Opponent	Tackles				Sacks no-yds	Fumble		Pass Defense			Blkd kick	PAT Attempts			saf	pts
		ua	a	total	tfl-yds		ff	fr-yds	int-yds	qbh	brup		kick	rush	rcv		
Sep 4	LOCK HAVEN	38	37	75	9.0-60	3.0-19	1	0-0	0-0	1	4	1	6-6	0	0	0	48
Sep 11	at William and Mary	32	50	82	3.0-11	1.0-8	1	1-0	0-0	0	2	0	0-0	0	0	0	0
Sep 25	at Virginia	46	26	72	3.0-29	2.0-24	1	2-0	1-0	0	0	0	1-1	0	0	0	7
Oct 2	PRESBYTERIAN COLLEGE	34	20	54	9.0-27	2.0-8	2	0-0	2-6	1	5	0	3-3	0	0	0	24
Oct 9	at Stony Brook	38	36	74	4.0-12	3.0-10	0	0-0	0-0	0	0	0	0-0	0	0	0	9
Oct 16	LIBERTY	34	54	88	5.0-11	1.0-7	2	1-0	0-0	0	4	0	1-1	0	0	0	7
Oct 23	at CSU	23	76	99	7.0-40	2.0-11	0	0-0	4-77	2	6	0	4-4	0	0	0	34
Oct 30	at Army	38	28	66	3.0-11	1.0-5	1	2-0	0-0	0	2	0	1-1	0	0	0	7
Nov 06	COASTAL	26	50	76	3.0-18	1.0-10	0	0-0	1-5	1	2	0	0-0	0	0	0	3
Nov 13	at Old Dominion	37	56	93	6.0-23	2.0-15	0	1-0	0-0	3	7	1	4-4	0	0	0	28
Nov 20	at Gardner-Webb	26	36	62	5.0-19	1.0-10	0	0-0	2-24	3	3	0	1-1	0	0	0	7
Opponents		372	469	841	57.0-261	19.0-127	8	7-0	10-112	11	35	2	21-21	0	0	0	174
Opponents		366	378	744	69.0-265	24.0-141	12	7-26	20-251	19	52	1	36-38	0	0	1	311

Date	Opponent	Punting							Field Goals			Kickoffs						
		no.	yds	avg	long	blkd	tb	fc	50+	i20	md-att	long	blkd	no.	yds	avg	tb	ob
Sep 4	LOCK HAVEN	3	87	29.0	36	0	0	1	0	2	2-3	44	0	9	535	59.4	1	1
Sep 11	at William and Mary	7	289	41.3	48	0	1	0	0	1	0-1	0	0	1	56	56.0	0	0
Sep 25	at Virginia	8	310	38.8	51	0	0	2	1	1	0-1	0	0	2	117	58.5	0	0
Oct 2	PRESBYTERIAN COLLEGE	6	223	37.2	44	0	0	1	0	2	1-2	38	0	5	287	57.4	0	0
Oct 9	at Stony Brook	3	103	34.3	45	0	0	2	0	1	1-1	28	0	3	159	53.0	0	0
Oct 16	LIBERTY	9	308	34.2	54	0	0	6	1	4	0-0	0	0	2	126	63.0	0	0
Oct 23	at CSU	9	386	42.9	54	0	3	1	2	4	2-2	34	0	7	340	48.6	0	1
Oct 30	at Army	8	238	29.8	41	0	1	3	0	3	0-0	0	0	3	168	56.0	0	0
Nov 06	COASTAL	9	348	38.7	48	0	1	2	0	4	1-1	22	0	2	120	60.0	0	0
Nov 13	at Old Dominion	5	179	35.8	55	0	0	2	1	3	0-2	0	0	5	257	51.4	0	0
Nov 20	at Gardner-Webb	3	115	38.3	41	0	0	1	0	2	0-2	0	1	2	120	60.0	0	0
Opponents		70	2586	36.9	55	0	6	21	5	27	7-15	44	1	41	2285	55.7	1	2
Opponents		57	2171	38.1	64	1	5	6	7	8	15-17	44	0	63	3794	60.2	6	3

**2010 VMI Football
VMI Keydets Red-Zone Results (End of Season)
All games**

VMI Keydets Inside Opponent Red-Zone

Date	Opponent	Score	Times In RZ	Times Scored	Total Pts	Rush TDs	Pass TDs	FGs Made	Failed to score inside RZ						
									FGA	Down	Int	Fumb	Half	Game	
Sep 4, 2010	LOCK HAVEN	W 48-6	4	4	28	4	2	2	0	0	0	0	0	0	0
Sep 11, 2010	at William and Mary	L 0-45	1	0	0	0	0	0	0	1	0	0	0	0	0
Sep 25, 2010	at Virginia	L 7-48	2	1	7	1	0	1	0	1	0	0	0	0	0
Oct 2, 2010	PRESBYTERIAN COLLEG	W 24-13	5	3	21	3	1	2	0	1	0	0	1	0	0
Oct 9, 2010	at Stony Brook	L 9-27	2	1	3	0	0	0	1	0	0	1	0	0	0
Oct 16, 2010	LIBERTY	L 7-41	3	1	7	1	0	1	0	0	0	1	0	1	0
Oct 23, 2010	at CSU	W 34-16	5	5	27	3	3	0	2	0	0	0	0	0	0
Oct 30, 2010	at Army	L 7-29	1	1	7	1	1	0	0	0	0	0	0	0	0
Nov 06, 2010	COASTAL	L 3-31	2	1	3	0	0	0	1	0	1	0	0	0	0
Nov 13, 2010	at Old Dominion	L 28-45	5	3	21	3	1	2	0	2	0	0	0	0	0
Nov 20, 2010	at Gardner-Webb	L 7-10	3	0	0	0	0	0	0	2	0	1	0	0	0
Totals			33	20	124	16	8	8	4	7	1	3	1	1	0
20 of 33 (60.6%)															

Opponents Inside VMI Keydets Red-Zone

Date	Opponent	Score	Times In RZ	Times Scored	Total Pts	Rush TDs	Pass TDs	FGs Made	Failed to score inside RZ						
									FGA	Down	Int	Fumb	Half	Game	
Sep 4, 2010	LOCK HAVEN	W 48-6	1	0	0	0	0	0	0	0	1	0	0	0	0
Sep 11, 2010	at William and Mary	L 0-45	5	4	24	3	3	0	1	0	1	0	0	0	0
Sep 25, 2010	at Virginia	L 7-48	4	4	24	3	0	3	1	0	0	0	0	0	0
Oct 2, 2010	PRESBYTERIAN COLLEG	W 24-13	1	1	3	0	0	0	1	0	0	0	0	0	0
Oct 9, 2010	at Stony Brook	L 9-27	2	2	10	1	0	1	1	0	0	0	0	0	0
Oct 16, 2010	LIBERTY	L 7-41	4	4	24	3	2	1	1	0	0	0	0	0	0
Oct 23, 2010	at CSU	W 34-16	2	0	0	0	0	0	0	0	1	1	0	0	0
Oct 30, 2010	at Army	L 7-29	2	2	10	1	1	0	1	0	0	0	0	0	0
Nov 06, 2010	COASTAL	L 3-31	4	4	24	3	1	2	1	0	0	0	0	0	0
Nov 13, 2010	at Old Dominion	L 28-45	7	6	38	5	2	3	1	0	1	0	0	0	0
Nov 20, 2010	at Gardner-Webb	L 7-10	1	1	3	0	0	0	1	0	0	0	0	0	0
Totals			33	28	160	19	9	10	9	0	4	1	0	0	0
28 of 33 (84.8%)															

2011 VMI Football Post-Spring Prospectus

2010 VMI Football VMI Keydets Overall Individual Statistics (as of Jun 14, 2011) All games

Rushing	gp	att	gain	loss	net	avg	td	lg	avg/g
JONES, Chaz	9	133	515	13	502	3.8	6	31	55.8
ITOKA, Gabe	11	105	446	45	401	3.8	0	24	36.5
BOWERS, Julian	5	29	77	14	63	2.2	2	13	12.6
JONES, Cameron	10	24	85	65	20	0.8	0	15	2.0
MORGAN, Adam	9	23	75	62	13	0.6	0	12	1.4
TURNER, David	11	2	3	0	3	1.5	0	2	0.3
TALLEY, T.J.	11	1	0	0	0	0.0	0	0	0.0
BARNSON, Bryan	10	1	0	5	-5	-5.0	0	0	-0.5
TEAM	3	2	0	15	-15	-7.5	0	0	-5.0
KORDENBROCK, Eric	9	5	0	39	-39	-7.8	0	0	-4.3
Total	11	325	1201	258	943	2.9	8	31	85.7
Opponents	11	423	1810	273	1537	3.6	12	54	139.7

Passing	gp	effic	comp-att-int	pct	yds	td	lg	avg/g
JONES, Cameron	10	90.47	84-172-9	48.8	831	6	36	83.1
KORDENBROCK, Eric	9	92.26	67-134-7	50.0	723	3	80	80.3
MORGAN, Adam	9	89.45	35-76-4	46.1	370	3	46	41.1
Total	11	90.89	186-382-20	48.7	1924	12	80	174.9
Opponents	11	129.42	185-328-10	56.4	2343	19	69	213.0

Receiving	gp	no.	yds	avg	td	lg	avg/g
TALLEY, T.J.	11	35	407	11.6	3	55	37.0
SCOTT, Mario	11	30	375	12.5	3	80	34.1
JONES, Chaz	9	24	134	5.6	1	25	14.9
BARNSON, Bryan	10	21	210	10.0	0	31	21.0
HAIRSTON, Tracy	11	17	242	14.2	2	36	22.0
ITOKA, Gabe	11	17	186	10.9	1	46	16.9
FAVARO, Josh	11	12	100	8.3	0	21	9.1
WHITE, Trent	10	10	104	10.4	1	33	10.4
LEWIS, Aaron	11	5	49	9.8	0	20	4.5
ROSS, Stefawn	9	4	34	8.5	0	14	3.8
THOMPSON, Mario	11	3	33	11.0	0	14	3.0
TEMONEY, Hardy	11	2	21	10.5	0	12	1.9
LUCAS, Will	11	2	9	4.5	0	5	0.8
THOMPSON, Alec	8	1	12	12.0	0	12	1.5
BOWERS, Julian	5	1	5	5.0	0	5	1.0
TURNER, David	11	1	2	2.0	0	2	0.2
WHITE, Robbie	11	1	1	1.0	1	1	0.1
Total	11	186	1924	10.3	12	80	174.9
Opponents	11	185	2343	12.7	19	69	213.0

Punt Returns	no.	yds	avg	td	lg
RAINEY-WILES, M.	18	221	12.3	1	52
SCOTT, Mario	7	46	6.6	0	13
SMITH, Mike	1	3	3.0	0	0
Total	26	270	10.4	1	52
Opponents	19	181	9.5	1	64

Interceptions	no.	yds	avg	td	lg
WALKER, Greg	2	58	29.0	1	58
WATKINS, Trae	2	6	3.0	0	6
GROSS, A.J.	1	0	0.0	0	0
WARE, Kris	1	0	0.0	0	0
JOHNSON, Michael	1	0	0.0	0	0
RAINEY-WILES, M.	1	5	5.0	0	5
RAY, Alex	1	19	19.0	0	19
ALLEN, Byron	1	24	24.0	0	24
Total	10	112	11.2	1	58
Opponents	20	251	12.6	4	42

Kick Returns	no.	yds	avg	td	lg
SCOTT, Mario	28	554	19.8	0	45
RAINEY-WILES, M.	18	387	21.5	0	35
TALLEY, T.J.	7	152	21.7	0	38
JOHNSON, Michael	1	4	4.0	0	4
Total	54	1097	20.3	0	45
Opponents	36	622	17.3	1	87

Fumble Returns	no.	yds	avg	td	lg
Total	0	0	0.0	0	0
Opponents	2	26	13.0	1	15

2011 VMI Football Post-Spring Prospectus

2010 VMI Football VMI Keydets Overall Individual Statistics (as of Jun 14, 2011) All games

Scoring	td	fg	PAT			dxp	saf	pts
			kick	rush	rcv pass			
JONES, Chaz	7	-	-	-	-	-	-	42
SEXTON, Jeff	-	7-15	21-21	-	-	-	-	42
SCOTT, Mario	3	-	-	-	-	-	-	18
TALLEY, T.J.	3	-	-	-	-	-	-	18
HAIRSTON, Tracy	2	-	-	-	-	-	-	12
BOWERS, Julian	2	-	-	-	-	-	-	12
WHITE, Robbie	1	-	-	-	-	-	-	6
WHITE, Trent	1	-	-	-	-	-	-	6
ITOKA, Gabe	1	-	-	-	-	-	-	6
RAINEY-WILES, M.	1	-	-	-	-	-	-	6
WALKER, Greg	1	-	-	-	-	-	-	6
MURRAY, Cameron	-	-	-	0-1	-	-	-	0
Total	22	7-15	21-21	0-1	-	-	-	174
Opponents	38	15-17	36-38	-	-	-	1	311

Total Offense	g	plays	rush	pass	total	avg/g
JONES, Cameron	10	196	20	831	851	85.1
KORDENBROCK, Eric	9	139	-39	723	684	76.0
JONES, Chaz	9	133	502	0	502	55.8
ITOKA, Gabe	11	105	401	0	401	36.5
MORGAN, Adam	9	99	13	370	383	42.6
BOWERS, Julian	5	29	63	0	63	12.6
TURNER, David	11	2	3	0	3	0.3
BARNSON, Bryan	10	1	-5	0	-5	-0.5
TEAM	3	2	-15	0	-15	-5.0
Total	11	707	943	1924	2867	260.6
Opponents	11	751	1537	2343	3880	352.7

Field Goals	fg	pct.	01-19	20-29	30-39	40-49	50-99	lg	blk
SEXTON, Jeff	7-15	46.7	0-0	2-3	4-9	1-2	0-1	44	1

FG Sequence	VMI Keydets	Opponents
Lock Haven	(38),(44),52	-
William and Mary	47	(30)
Virginia	30	(33),(44)
Presbyterian College	(38),35	(42),(23)
Stony Brook	(28)	(24),(44)
LIBERTY	-	(25),(42)
CSU	(30),(34)	50,(38)
Army	-	(43),(41)
COASTAL	(22)	(23)
Old Dominion	33,34	(24),50
Gardner-Webb	23,37	(31)

Punting	no.	yds	avg	lg	tb	fc	i20	50+	blk
RAY, Marc	70	2586	36.9	55	6	21	27	5	0
Total	70	2586	36.9	55	6	21	27	5	0
Opponents	57	2171	38.1	64	5	6	8	7	1

Kickoffs	no.	yds	avg	tb	ob	retn	net	ydIn
MURRAY, Cameron	41	2285	55.7	1	2			
Total	41	2285	55.7	1	2	17.3	40.1	29
Opponents	63	3794	60.2	6	3	20.3	40.9	29

Numbers in (parentheses) indicate field goal was made.

2011 VMI Football Post-Spring Prospectus

2010 VMI Football VMI Keydets Overall Individual Statistics (as of Jun 14, 2011) All games

All Purpose	g	rush	rcv	pr	kr	ir	total	avg/g
SCOTT, Mario	11	0	375	46	554	0	975	88.6
JONES, Chaz	9	502	134	0	0	0	636	70.7
RAINEY-WILES,	9	0	0	221	387	5	613	68.1
ITOKA, Gabe	11	401	186	0	0	0	587	53.4
TALLEY, T.J.	11	0	407	0	152	0	559	50.8
HAIRSTON, Tra	11	0	242	0	0	0	242	22.0
BARNSON, Brya	10	-5	210	0	0	0	205	20.5
WHITE, Trent	10	0	104	0	0	0	104	10.4
FAVARO, Josh	11	0	100	0	0	0	100	9.1
BOWERS, Julia	5	63	5	0	0	0	68	13.6
WALKER, Greg	11	0	0	0	0	58	58	5.3
LEWIS, Aaron	11	0	49	0	0	0	49	4.5
ROSS, Stefawn	9	0	34	0	0	0	34	3.8
THOMPSON, M	11	0	33	0	0	0	33	3.0
ALLEN, Byron	11	0	0	0	0	24	24	2.2
TEMONEY, Har	11	0	21	0	0	0	21	1.9
JONES, Camero	10	20	0	0	0	0	20	2.0
RAY, Alex	11	0	0	0	0	19	19	1.7
MORGAN, Ada	9	13	0	0	0	0	13	1.4
THOMPSON, Al	8	0	12	0	0	0	12	1.5
LUCAS, Will	11	0	9	0	0	0	9	0.8
WATKINS, Trae	11	0	0	0	0	6	6	0.5
TURNER, David	11	3	2	0	0	0	5	0.5
JOHNSON, Mich	11	0	0	0	4	0	4	0.4
SMITH, Mike	10	0	0	3	0	0	3	0.3
WHITE, Robbie	11	0	1	0	0	0	1	0.1
TEAM	3	-15	0	0	0	0	-15	-5.0
KORDENBROC	9	-39	0	0	0	0	-39	-4.3
Total	11	943	1924	270	1097	112	4346	395.1
Opponents	11	1537	2343	181	622	251	4934	448.5

2010 VMI Football VMI Keydets Game Results (as of Jun 14, 2011) All games

Date	Opponent	Score	Overall	Conference	Time	Attend
Sep 4, 2010	LOCK HAVEN	W 48-6	1-0	0-0	2:51	6865
Sep 11, 2010	at #11 William and Mary	L 0-45	1-1	0-0	2:47	11475
Sep 25, 2010	at Virginia	L 7-48	1-2	0-0	3:06	43592
*Oct 2, 2010	PRESBYTERIAN COLLEGE	W 24-13	2-2	1-0	2:54	5719
**Oct 9, 2010	at Stony Brook	L 9-27	2-3	1-1	2:36	7432
*Oct 16, 2010	LIBERTY	L 7-41	2-4	1-2	2:53	7157
*Oct 23, 2010	at CSU	W 34-16	3-4	2-2	3:29	3476
Oct 30, 2010	at Army	L 7-29	3-5	2-2	3:10	32410
*Nov 06, 2010	COASTAL	L 3-31	3-6	2-3	2:55	5123
Nov 13, 2010	at Old Dominion	L 28-45	3-7	2-3	3:12	19782
*Nov 20, 2010	at Gardner-Webb	L 7-10	3-8	2-4	2:48	3950

2010 VMI Football
VMI Keydets - Long Plays

20-YARD PLUS PLAYS

Yds	Type	Player(s)	Opponent
80*	Pass	SCOTT, Mario from KORDENBROCK, Eric	Stony Brook
58*	INT	WALKER, Greg	CSU
55*	Pass	TALLEY, T.J. from KORDENBROCK, Eric	Old Dominion
52*	PR	RAINEY-WILES, M.	Lock Haven
46*	Pass	ITOKA, Gabe from MORGAN, Adam	Lock Haven
45	KR	SCOTT, Mario	Virginia
38	KR	TALLEY, T.J.	Stony Brook
38	Pass	SCOTT, Mario from KORDENBROCK, Eric	Old Dominion
36	Pass	TALLEY, T.J. from JONES, Cameron	Virginia
36	Pass	HAIRSTON, Tracy from JONES, Cameron	Virginia
35	KR	RAINEY-WILES, M.	Presbyterian College
33	Pass	WHITE, Trent from JONES, Cameron	Presbyterian College
32	Pass	TALLEY, T.J. from KORDENBROCK, Eric	LIBERTY
31*	Pass	HAIRSTON, Tracy from MORGAN, Adam	Gardner-Webb
31	Rush	JONES, Chaz	Old Dominion
31	Pass	BARNSON, Bryan from JONES, Cameron	Lock Haven
31	KR	RAINEY-WILES, M.	COASTAL
31	KR	RAINEY-WILES, M.	Lock Haven
31	KR	SCOTT, Mario	Stony Brook
30	Pass	HAIRSTON, Tracy from KORDENBROCK, Eric	Army
30	KR	SCOTT, Mario	LIBERTY
29	KR	RAINEY-WILES, M.	William and Mary
29	PR	RAINEY-WILES, M.	Lock Haven
29	KR	SCOTT, Mario	Stony Brook
29	KR	SCOTT, Mario	Old Dominion
29	Pass	HAIRSTON, Tracy from JONES, Cameron	CSU
28	KR	RAINEY-WILES, M.	COASTAL
27	KR	SCOTT, Mario	LIBERTY
26	KR	RAINEY-WILES, M.	William and Mary
26	KR	SCOTT, Mario	Old Dominion
26	KR	RAINEY-WILES, M.	Old Dominion
25	Pass	ITOKA, Gabe from JONES, Cameron	Lock Haven
25	PR	RAINEY-WILES, M.	LIBERTY
25	Pass	JONES, Chaz from JONES, Cameron	Virginia
25	KR	RAINEY-WILES, M.	COASTAL
24	KR	TALLEY, T.J.	COASTAL
24	Rush	ITOKA, Gabe	Army
24	INT	ALLEN, Byron	Gardner-Webb
24	Pass	BARNSON, Bryan from MORGAN, Adam	Gardner-Webb
24	KR	SCOTT, Mario	Virginia
24	KR	SCOTT, Mario	William and Mary
23	KR	TALLEY, T.J.	LIBERTY
23	Pass	BARNSON, Bryan from MORGAN, Adam	Lock Haven
23	Pass	TALLEY, T.J. from KORDENBROCK, Eric	Army
23	Rush	JONES, Chaz	CSU
22	Rush	JONES, Chaz	Presbyterian College
22	KR	TALLEY, T.J.	Stony Brook
22	KR	RAINEY-WILES, M.	Old Dominion
22*	Pass	WHITE, Trent from JONES, Cameron	Lock Haven
22	Pass	TALLEY, T.J. from KORDENBROCK, Eric	Army
22	Pass	SCOTT, Mario from KORDENBROCK, Eric	LIBERTY
21	Pass	FAVARO, Josh from JONES, Cameron	Gardner-Webb
21	Pass	SCOTT, Mario from JONES, Cameron	William and Mary
21	KR	SCOTT, Mario	William and Mary
21	KR	SCOTT, Mario	William and Mary
21	KR	SCOTT, Mario	Virginia
20	Pass	LEWIS, Aaron from JONES, Cameron	Lock Haven
20	KR	SCOTT, Mario	Virginia
20	PR	RAINEY-WILES, M.	Lock Haven
20	KR	TALLEY, T.J.	Presbyterian College
20	KR	SCOTT, Mario	Virginia

* touchdown scored on play

LONG PLAYS BY THE NUMBERS

Long Plays By Yards	No.	TD
100+	0	0
90-99	0	0
80-89	1	1
70-79	0	0
60-69	0	0
50-59	3	3
40-49	2	1
30-39	15	1
20-29	40	1

Long Plays By Type	No.	TD
Rushing	4	0
Passing	23	5
Punt returns	4	1
Kick returns	28	0
Interceptions	2	1
Fumble returns	0	0
Other	0	0
TOTAL	61	7

20-YARD PLUS BY PLAYER

Player	No.	TD	R	P	KR	PR	IR
SCOTT, Mario	18	1	0	4	14	0	0
RAINEY-WILES, M.	13	1	0	0	9	4	0
TALLEY, T.J.	10	1	0	5	5	0	0
HAIRSTON, Tracy	4	1	0	4	0	0	0
JONES, Chaz	4	0	3	1	0	0	0
ITOKA, Gabe	3	1	1	2	0	0	0
BARNSON, Bryan	3	0	0	3	0	0	0
WHITE, Trent	2	1	0	2	0	0	0
WALKER, Greg	1	1	0	0	0	0	1
ALLEN, Byron	1	0	0	0	0	0	1
LEWIS, Aaron	1	0	0	1	0	0	0
FAVARO, Josh	1	0	0	1	0	0	0
TOTAL	61	7	4	23	28	4	2

LONGEST PLAYS OF THE YEAR

Rushing	31 JONES, Chaz vs Old Dominion (11/13/2010)
Rushing Touchdown	4 BOWERS, Julian vs Lock Haven (9/4/2010)
Passing	80 SCOTT, Mario from KORDENBROCK, Eric vs Stony Brook (10/9/2010)
Passing Touchdown	80 SCOTT, Mario from KORDENBROCK, Eric vs Stony Brook (10/9/2010)
Punt Return	52 RAINEY-WILES, M. vs Lock Haven (9/4/2010)
Kick Return	45 SCOTT, Mario vs Virginia (9/25/2010)
Interception Return	58 WALKER, Greg vs CSU (10/23/2010)
Fumble Return	None
Punt	55 RAY, Marc vs Old Dominion (11/13/2010)
Field Goal	44 SEXTON, Jeff vs Lock Haven (9/4/2010)

2010 VMI Football
 VMI Keydets Overall Defensive Statistics (as of Jul 14, 2011)
 All games

##	Defensive Leaders	gp	Tackles				tfl/yds	Sacks no-yds	Pass defense			Fumbles		blkd	
			ua	a	tot				int-yds	brup	qbh	rcv-yds	ff	kick	saf
7	GROSS, A.J.	11	40	70	110	11.0-21	1.0-8	1-0	1	2	1-0	2	.	.	
22	ALLEN, Byron	11	31	47	78	.	.	1-24	1	1	
84	ALEXANDER, Damiso	11	27	33	60	7.0-38	4.5-26	.	1	2	.	1	.	.	
50	WINE, Josh	11	17	42	59	3.0-14	2.0-11	.	1	1	
47	CHURCH, Eric	11	24	33	57	2.5-8	.	.	3	.	1-0	.	.	.	
1	WATKINS, Trae	11	26	27	53	3.5-12	.	2-6	1	.	1-0	.	.	.	
26	WARE, Kris	11	21	29	50	6.0-33	4.0-27	1-0	2	1	1-0	.	1	.	
51	BRANDT, Ben	11	15	26	41	7.5-40	1.5-20	.	2	2	.	1	.	.	
13	JOHNSON, Michael	11	18	23	41	0.5-0	.	1-0	2	.	.	.	1	.	
54	SNEED, Josh	11	11	22	33	1.5-4	1.0-3	.	1	.	1-0	1	.	.	
9	RAINEY-WILES, M.	9	27	5	32	1.0-6	.	1-5	10	
86	HARPER, Chris	9	16	13	29	3.0-16	2.0-15	.	.	1	.	1	.	.	
29	WALKER, Greg	11	13	14	27	1.0-23	.	2-58	6	
95	JONES, Charlie	10	9	16	25	1.0-5	0.5-4	.	.	.	1-0	1	.	.	
91	SMITH, Justin	11	8	15	23	2.0-12	1.0-10	
52	RAY, Alex	11	12	11	23	2.5-4	.	1-19	.	.	1-0	.	.	.	
16	SMITH, Mike	10	15	5	20	0.5-1	.	.	3	
96	CHAPMAN, Shawn	11	3	10	13	0.5-2	0.5-2	
99	CALVIN, Emilio	3	5	6	11	1.0-3	.	.	1	1	
25	TALLEY, T.J.	11	7	3	10	
57	REBER, Weston	5	4	6	10	1.0-1	1.0-1	1	.	.	
44	TEMONEY, Hardy	11	3	4	7	
24	THRASHER, Juan	11	1	2	3	
87	THOMPSON, Mario	11	1	2	3	
32	BOWERS, Julian	5	1	1	2	
4	HAIRSTON, Tracy	11	1	1	2	
3	SCOTT, Mario	11	2	.	2	
68	COLLINS, Robert	11	2	.	2	
90	GOULDEN, Patrick	6	1	1	2	
92	LYNCH, Terrell	4	2	.	2	
78	BAILEY, Rob	11	1	.	1	
72	SORENSEN, Logan	4	1	.	1	
66	SMITH, D'Angelo	11	1	.	1	
63	WREN, Bo	11	1	.	1	
12	JONES, Cameron	10	1	.	1	
8	MORGAN, Adam	9	.	1	1	
89	FAVARO, Josh	11	1	.	1	
23	JONES, Chaz	9	.	1	1	
34	MARSHALL, Miguel	7	1	.	1	
93	SEXTON, Patrick	7	1	.	1	
2	BARNSON, Bryan	10	1	.	1	1.0-18	
Total		11	372	469	841	57-261	19-127	10-112	35	11	7-0	8	2	.	
Opponents		11	366	378	744	69-265	24-141	20-251	52	19	7-26	12	1	1	

Series Versus 2011 Opponents

Akron

Series Record: 1-0

Record In Lexington: 1-0

Record In Akron: 0-0

First Meeting: 1967 Last Meeting: 1967

DATE	SITE	W/L	SCORE
Nov. 4, 1967	Lexington, Va.	W	38-14

Charleston Southern

Series Record: 5-5

Record In Lexington: 3-2

Record In North Charleston: 2-3

First Meeting: 2000 Last Meeting: 2010

DATE	SITE	W/L	SCORE
Oct. 21, 2000	Lexington, Va.	W	40-7
Aug. 31, 2002	N. Charleston, S.C.	W	27-24
Oct. 11, 2003	Lexington, Va.	W	50-7
Oct. 2, 2004	N. Charleston, S.C.	L	24-25
Oct. 8, 2005	Lexington, Va.	W	34-12
Oct. 21, 2006	N. Charleston, S.C.	L	22-27
Nov. 3, 2007	Lexington, Va.	L	28-37
Nov. 1, 2008	N. Charleston, S.C.	L	21-31
Oct. 31, 2009	Lexington, Va.	L	21-31
Oct. 23, 2010	N. Charleston, S.C.	W	34-16

The Citadel

Series Record: 30-34-2

Record In Lexington: 16-9-2

Record In Charleston: 10-21

Record at Neutral: 4-4

First Meeting: 2000 Last Meeting: 2010

DATE	SITE	W/L	SCORE
1920	Lynchburg, Va.	W	35-0
1929	Lexington, Va.	W	12-7
1930	Charleston, S.C.	L	6-7
1931	Lexington, Va.	T	13-13
1932	Charleston, S.C.	L	6-12
1937	Lexington, Va.	W	27-0
1946	Lexington, Va.	W	21-6
1947	Charleston, S.C.	L	6-7
1948	Lexington, Va.	W	34-6
1949	Charleston, S.C.	L	14-19
Nov. 18, 1950	Lexington, Va.	W	13-7
Nov. 17, 1951	Charleston, S.C.	W	27-21
Nov. 15, 1952	Lexington, Va.	W	20-19
Oct. 10, 1953	Charleston, S.C.	W	14-0
Nov. 13, 1954	Lexington, Va.	W	42-0
Nov. 12, 1955	Charleston, S.C.	W	14-7
Nov. 16, 1957	Lexington, Va.	W	33-7
Nov. 6, 1958	Charleston, S.C.	L	6-14
Nov. 14, 1959	Lexington, Va.	W	32-8
Nov. 12, 1960	Charleston, S.C.	W	20-6
Nov. 4, 1961	Lexington, Va.	L	8-14
Nov. 3, 1962	Charleston, S.C.	W	16-7
Nov. 16, 1963	Lexington, Va.	W	33-8
Nov. 14, 1964	Charleston, S.C.	L	0-17
Nov. 13, 1965	Lexington, Va.	W	21-7
Nov. 12, 1966	Charleston, S.C.	L	14-30
Oct. 22, 1967	Roanoke, Va.	W	22-11
Oct. 19, 1968	Charleston, S.C.	L	8-13
Oct. 18, 1969	Lexington, Va.	L	2-28
Oct. 24, 1970	Charleston, S.C.	L	9-56
Oct. 9, 1971	Lexington, Va.	L	24-25
Oct. 7, 1972	Charleston, S.C.	L	3-42
Oct. 6, 1973	Lexington, Va.	W	23-6
Oct. 12, 1974	Charleston, S.C.	W	20-9
Oct. 25, 1975	Lexington, Va.	L	3-6
Nov. 6, 1976	Charleston, S.C.	W	30-14
Oct. 15, 1977	Lexington, Va.	W	19-3

Sept. 23, 1978	Charleston, S.C.	L	3-14
Oct. 20, 1979	Lexington, Va.	L	6-37
Oct. 4, 1980	Charleston, S.C.	L	0-28
Oct. 10, 1981	Norfolk, Va.	W	14-0
Oct. 9, 1982	Charleston, S.C.	L	7-21
Oct. 8, 1983	Lexington, Va.	L	6-27
Nov. 3, 1984	Charleston, S.C.	L	24-27
Oct. 5, 1985	Lexington, Va.	T	14-14
Oct. 11, 1986	Charleston, S.C.	W	47-30
Oct. 10, 1987	Charleston, S.C.	W	7-3
Nov. 12, 1988	Norfolk, Va.	L	20-31
Nov. 11, 1989	Lexington, Va.	W	20-10
Nov. 3, 1990	Charleston, S.C.	L	3-23
Oct. 26, 1991	Norfolk, Va.	L	14-17
Nov. 14, 1992	Charleston, S.C.	L	0-50
Nov. 13, 1993	Charleston, S.C.	L	33-34
Nov. 12, 1994	Norfolk, Va.	L	14-58
Nov. 11, 1995	Charleston, S.C.	W	34-7
Nov. 16, 1996	Lexington, Va.	W34-27 (2OT)	
Nov. 15, 1997	Charleston, S.C.	L	6-28
Nov. 14, 1998	Lexington, Va.	L	10-36
Nov. 13, 1999	Charleston, S.C.	L	6-7
Nov. 11, 2000	Lexington, Va.	W	41-21
Nov. 10, 2001	Charleston, S.C.	L	7-49
Nov. 16, 2002	Charlotte, N.C.	W	23-21
Nov. 15, 2003	Charlotte, N.C.	L	23-27
Nov. 19, 2005	Lexington, Va.	L	14-22
Nov. 11, 2006	Charleston, S.C.	L	21-48
Nov. 17, 2007	Lexington, Va.	L	28-70

Coastal Carolina

Series Record: 2-6

Record In Lexington: 1-3

Record In Conway: 1-3

First Meeting: 2003 Last Meeting: 2010

DATE	SITE	W/L	SCORE
Nov. 1, 2003	Conway, S.C.	W	19-10
Oct. 16, 2004	Lexington, Va.	L	14-21
Oct. 29, 2005	Conway, S.C.	L	14-38
Oct. 14, 2006	Lexington, Va.	L	27-31
Oct. 27, 2007	Conway, S.C.	L	35-42
Oct. 11, 2008	Lexington, Va.	W	47-20
Oct. 10, 2009	Conway, S.C.	L	6-20
Nov. 6, 2010	Lexington, Va.	L	3-31

Delaware State

Series Record: 0-0

Gardner-Webb

Series Record: 0-8

Record In Lexington: 0-4

Record In Boiling Springs: 0-4

First Meeting: 2003 Last Meeting: 2010

DATE	SITE	W/L	SCORE
Oct. 18, 2003	Lexington, Va.	L	25-37
Oct. 23, 2004	Boiling Springs, N.C.	L	17-28
Oct. 22, 2005	Lexington, Va.	L (3OT)	52-55
Oct. 28, 2006	Boiling Springs, N.C.	L	31-35
Oct. 20, 2007	Lexington, Va.	L	22-36
Oct. 25, 2008	Boiling Springs, N.C.	L	27-34
Oct. 3, 2009	Lexington, Va.	L	23-27
Nov. 20, 2010	Boiling Springs, N.C.	L	7-10

Liberty

Series Record: 3-7

Record In Lexington: 2-4

Record In Lynchburg: 1-3

First Meeting: 1995 Last Meeting: 2010

DATE	SITE	W/L	SCORE
Sept. 2, 1995	Lexington, Va.	W	50-31

Oct. 26, 2002	Lexington, Va.	W	38-14
Oct. 4, 2003	Lynchburg, Va.	L	28-31
Nov. 6, 2004	Lexington, Va.	L	17-38
Oct. 1, 2005	Lynchburg, Va.	W	10-7
Nov. 18, 2006	Lexington, Va.	L	32-38
Nov. 10, 2007	Lynchburg, Va.	L	34-73
Nov. 8, 2008	Lexington, Va.	L	26-38
Nov. 7, 2009	Lynchburg, Va.	L	14-54
Oct. 16, 2010	Lexington, Va.	L	7-41

Presbyterian College

Series Record: 3-1

Record In Lexington: 2-1

Record In Clinton: 1-0

First Meeting: 2007 Last Meeting: 2010

DATE	SITE	W/L	SCORE
Oct. 13, 2007	Lexington, Va.	L	21-45
Nov. 22, 2008	Lexington, Va.	W	49-27
Oct. 24, 2009	Clinton, S.C.	W	31-20
Oct. 2, 2010	Lexington, Va.	W	24-13

Richmond

Series Record: 40-41-5

Record In Lexington: 19-11-2

Record In Richmond: 21-30-3

Record at Neutral: 0-1

First Meeting: 1893 Last Meeting: 2009

DATE	SITE	W/L	SCORE
Nov. 10, 1893	Lexington, Va.	W	34-0
Nov. 11, 1895	Lexington, Va.	W	44-0
Oct. 29, 1898	Lexington, Va.	W	16-0
Oct. 28, 1901	Lexington, Va.	W	79-0
Oct. 25, 1902	Lexington, Va.	W	33-0
Nov. 17, 1906	Richmond, Va.	L	4-6
Nov. 4, 1911	Lexington, Va.	W	38-0
Oct. 3, 1914	Lexington, Va.	W	10-0
Oct. 16, 1915	Lexington, Va.	W	13-6
Sept. 25, 1926	Lexington, Va.	W	10-0
Sept. 24, 1927	Lexington, Va.	W	22-0
Sept. 29, 1928	Lexington, Va.	T	6-6
Sept. 28, 1929	Lexington, Va.	W	40-0
Sept. 27, 1930	Lexington, Va.	W	12-0
Sept. 26, 1931	Lexington, Va.	L	0-7
Nov. 12, 1932	Richmond, Va.	L	0-7
Nov. 18, 1933	Richmond, Va.	L	0-15
Oct. 20, 1934	Richmond, Va.	L	0-7
Oct. 12, 1935	Lexington, Va.	L	6-13
Oct. 24, 1936	Richmond, Va.	W	20-0
Oct. 16, 1937	Richmond, Va.	W	21-7
Oct. 15, 1938	Richmond, Va.	W	13-6
Nov. 4, 1939	Richmond, Va.	T	0-0
Oct. 26, 1940	Richmond, Va.	L	7-9
Oct. 25, 1941	Richmond, Va.	W	25-7
Oct. 24, 1942	Richmond, Va.	W	20-6
Oct. 16, 1943	Richmond, Va.	L	0-27
Oct. 7, 1944	Richmond, Va.	W	26-20
Sept. 29, 1945	Richmond, Va.	W	40-6
Sept. 28, 1946	Richmond, Va.	T	7-7
Oct. 18, 1947	Richmond, Va.	L	20-21
Oct. 16, 1948	Richmond, Va.	W	9-0
Oct. 15, 1949	Richmond, Va.	W	14-7
Oct. 7, 1950	Richmond, Va.	W	26-14

2011 VMI Football Post-Spring Prospectus

Sept. 29, 1951	Richmond, Va.	W	34-0
Oct. 4, 1952	Lexington, Va.	W	28-14
Oct. 3, 1953	Richmond, Va.	L	7-13
Oct. 2, 1954	Richmond, Va.	W	19-6
Oct. 1, 1955	Lexington, Va.	L	0-21
Oct. 6, 1956	Richmond, Va.	W	35-20
Oct. 5, 1957	Richmond, Va.	W	28-6
Oct. 4, 1958	Lexington, Va.	W	12-6
Oct. 3, 1959	Lexington, Va.	T	14-14
Oct. 1, 1960	Lexington, Va.	W	21-6
Sept. 29, 1961	Richmond, Va.	W	8-6
Sept. 28, 1962	Richmond, Va.	W	21-0
Oct. 25, 1963	Richmond, Va.	T	7-7
Sept. 26, 1964	Richmond, Va.	L	14-20
Nov. 6, 1965	Lexington, Va.	W	21-14
Oct. 7, 1966	Richmond, Va.	W	34-20
Sept. 30, 1967	Richmond, Va.	L	0-3
Nov. 2, 1968	Richmond, Va.	L	0-35
Sept. 27, 1969	Lexington, Va.	L	0-20
Nov. 14, 1970	Richmond, Va.	L	17-40
Oct. 16, 1971	Richmond, Va.	L	6-21
Sept. 30, 1972	Richmond, Va.	L	15-34
Sept. 22, 1973	Richmond, Va.	L	0-35
Nov. 2, 1974	Richmond, Va.	L	14-17
Oct. 18, 1975	Richmond, Va.	L	19-24
Sept. 25, 1976	Richmond, Va.	L	0-43
Oct. 8, 1977	Lexington, Va.	W	25-0
Oct. 14, 1978	Richmond, Va.	W	23-6
Sept. 15, 1979	Lexington, Va.	W	17-7
Oct. 8, 1980	Richmond, Va.	W	22-17
Nov. 7, 1981	Lexington, Va.	L	14-45
Oct. 23, 1982	Richmond, Va.	W	14-0
Oct. 29, 1983	Lexington, Va.	L	19-35
Oct. 27, 1984	Richmond, Va.	L	3-45
Sept. 21, 1985	Lexington, Va.	L	14-28
Oct. 18, 1986	Richmond, Va.	L	9-40
Sept. 17, 1988	Lexington, Va.	L	13-14
Sept. 23, 1989	Richmond, Va.	L	22-27
Sept. 28, 1991	Richmond, Va.	W	38-27
Oct. 24, 1992	Norfolk, Va.	L	18-41
Sept. 4, 1993	Richmond, Va.	L	14-38
Sept. 3, 1994	Lexington, Va.	L	31-34
Sept. 2, 1995	Richmond, Va.	L	28-51
Nov. 9, 1996	Lexington, Va.	W	20-7
Sept. 20, 1997	Richmond, Va.	L	3-56
Sept. 4, 1999	Richmond, Va.	L	6-42
Oct. 25, 2003	Richmond, Va.	L	25-35
Sept. 11, 2004	Lexington, Va.	L	7-34
Nov. 5, 2005	Richmond, Va.	L	3-38
Sept. 16, 2006	Richmond, Va.	L	7-58
Oct. 4, 2008	Lexington, Va.	L	16-56
Sept. 26, 2009	Richmond, Va.	L	26-36

Stony Brook

Series Record: 0-3

Record In Lexington: 0-1

Record In Stony Brook: 0-2

First Meeting: 2008 **Last Meeting:** 2010

<u>DATE</u>	<u>SITE</u>	<u>W/L</u>	<u>SCORE</u>
Nov. 15, 2008	Stony Brook, N.Y.	L	26-40

Oct. 17, 2009	Lexington, Va.	L	20-27
Oct. 9, 2010	Stony Brook, N.Y.	L	9-27

William & Mary

Series Record: 33-52-2

Record In Lexington: 16-17-1

Record In Williamsburg: 9-24-0

Record At Neutral: 8-11-1

First Meeting: 1905 **Last Meeting:** 2010

<u>DATE</u>	<u>SITE</u>	<u>W/L</u>	<u>SCORE</u>
Oct. 28, 1905	Lexington, Va.	W	23-0
Oct. 5, 1907	Lexington, Va.	W	58-0
Oct. 3, 1908	Lexington, Va.	W	21-0
Oct. 10, 1909	Lexington, Va.	W	6-0
Oct. 15, 1910	Lexington, Va.	W	33-0
Oct. 4, 1913	Lexington, Va.	W	33-3
Oct. 10, 1914	Lexington, Va.	W	28-0
Oct. 2, 1915	Lexington, Va.	W	19-6
Oct. 7, 1916	Lexington, Va.	W	66-0
Oct. 7, 1917	Lexington, Va.	W	53-0
Oct. 10, 1919	Richmond, Va.	W	21-3
Nov. 5, 1932	Norfolk, Va.	L	7-20
Nov. 4, 1933	Norfolk, Va.	L	0-14
Nov. 3, 1934	Norfolk, Va.	W	13-6
Nov. 2, 1935	Williamsburg, Va.	W	19-0
Nov. 7, 1936	Williamsburg, Va.	W	21-0
Oct. 2, 1937	Norfolk, Va.	W	20-9
Oct. 22, 1938	Williamsburg, Va.	W	14-0
Nov. 2, 1940	Lexington, Va.	T	0-0
Nov. 8, 1941	Lexington, Va.	L	0-21
Nov. 14, 1942	Norfolk, Va.	L	6-27
Nov. 18, 1944	Portsmouth, Va.	L	0-20
Oct. 20, 1945	Richmond, Va.	L	9-13
Oct. 26, 1946	Williamsburg, Va.	L	0-41
Nov. 8, 1947	Williamsburg, Va.	L	20-28
Oct. 9, 1948	Norfolk, Va.	L	0-31
Oct. 8, 1949	Williamsburg, Va.	L	6-54
Sept. 23, 1950	Roanoke, Va.	W	25-19
Oct. 6, 1951	Williamsburg, Va.	W	20-7
Sept. 20, 1952	Roanoke, Va.	L	13-34
Nov. 7, 1953	Roanoke, Va.	W	20-19
Nov. 6, 1954	Roanoke, Va.	W	21-0
Oct. 29, 1955	Williamsburg, Va.	L	13-20
Nov. 3, 1956	Lynchburg, Va.	W	20-6
Oct. 19, 1957	Williamsburg, Va.	W	14-13
Oct. 11, 1958	Bluefield, W.Va.	T	6-6
Oct. 17, 1959	Norfolk, Va.	W	26-7
Sept. 17, 1960	Williamsburg, Va.	W	33-21
Oct. 28, 1961	Williamsburg, Va.	W	14-7
Oct. 27, 1962	Lexington, Va.	W	6-0
Nov. 2, 1963	Williamsburg, Va.	W	26-6
Sept. 19, 1964	Lexington, Va.	L	12-14
Sept. 18, 1965	Williamsburg, Va.	L	21-32
Oct. 29, 1966	Lexington, Va.	L	15-22
Oct. 7, 1967	Richmond, Va.	L	28-33
Oct. 26, 1968	Lexington, Va.	L	10-20
Oct. 25, 1969	Williamsburg, Va.	L	17-25
Oct. 17, 1970	Lexington, Va.	L	10-24
Oct. 23, 1971	Williamsburg, Va.	L	7-12
Oct. 21, 1972	Lexington, Va.	L	3-31

Oct. 27, 1973	Williamsburg, Va.	L	14-45
Oct. 26, 1974	Lexington, Va.	W	31-20
Nov. 11, 1975	Lexington, Va.	L	7-13
Sept. 11, 1976	Williamsburg, Va.	L	20-34
Sept. 10, 1977	Lexington, Va.	W	23-13
Sept. 9, 1978	Williamsburg, Va.	L	3-10
Sept. 8, 1979	Lexington, Va.	W	7-3
Sept. 13, 1980	Williamsburg, Va.	W	13-10
Sept. 26, 1981	Lexington, Va.	W	31-14
Sept. 18, 1982	Williamsburg, Va.	L	12-24
Sept. 10, 1983	Lexington, Va.	L	14-28
Sept. 8, 1984	Williamsburg, Va.	L	13-24
Oct. 26, 1985	Lexington, Va.	W	39-38
Sept. 13, 1986	Williamsburg, Va.	L	22-37
Oct. 31, 1987	Norfolk, Va.	L	6-17
Sept. 10, 1988	Williamsburg, Va.	L	7-30
Sept. 16, 1989	Lexington, Va.	L	17-24
Oct. 13, 1990	Norfolk, Va.	L	47-59
Oct. 12, 1991	Lexington, Va.	L	26-40
Sept. 12, 1992	Williamsburg, Va.	L	16-21
Oct. 2, 1993	Norfolk, Va.	L	6-49
Sept. 24, 1994	Williamsburg, Va.	L	7-45
Sept. 30, 1995	Lexington, Va.	L	7-27
Oct. 14, 1996	Williamsburg, Va.	L	21-40
Oct. 13, 1997	Lexington, Va.	L	12-41
Oct. 12, 1998	Williamsburg, Va.	L	0-49
Oct. 23, 1999	Lexington, Va.	L	14-35
Sept. 9, 2000	Williamsburg, Va.	L	15-55
Sept. 8, 2001	Lexington, Va.	L	0-34
Sept. 14, 2002	Williamsburg, Va.	L	31-62
Sept. 13, 2003	Lexington, Va.	L	24-34
Sept. 25, 2004	Williamsburg, Va.	L	6-42
Sept. 10, 2005	Lexington, Va.	L	7-41
Sept. 23, 2006	Williamsburg, Va.	L	6-38
Sept. 8, 2007	Lexington, Va.	L	16-63
Sept. 13, 2008	Williamsburg, Va.	L	17-52
Sept. 11, 2010	Williamsburg, Va.	L	0-45

Records Versus All Opponents

TEAM	FIRST GAME	LATEST GAME	W - L - T
Akron	1967	1967	1-0-0
Alleghany Inst.	1896	1896	1-0-0
Army	1917	2010	1-14-0
Appalachian State	1976	2002	4-20-2
Austin Peay	2003	2003	1-0-0
Baltimore College	1913	1913	1-0-0
Baltimore Medical	1907	1907	1-0-0
Boston College	1954	1970	1-7-1
Boston University	1980	1984	0-2-0
Bucknell	1978	1978	1-0-0
Buffalo University	1960	1964	2-1-0
Catawba	1944	1990	6-3-0
Catholic	1911	1922	3-1-0
Central Florida	1982	1986	1-1-0
Charleston Southern	2000	2010	5-5-0
Chowan	2008	2008	1-0-0
Cincinnati	1951	1953	0-2-0
The Citadel	1920	2007	30-34-2
Clemson	1914	1944	5-5-2
Coastal Carolina	2003	2010	2-6-0
Colgate	1974	1974	1-0-0
Columbia	1934	1939	2-4-0
Concord	1999	1999	1-0-0
Connecticut	1975	1979	1-0-1
Davidson	1904	2006	38-17-3
Dayton	1972	1972	0-1-0
Delaware	1975	1976	1-1-0
Delaware State	First Meeting		
Detroit	1964	1964	0-1-0
Duke	1892	2005	1-7-0
Duquesne	2000	2001	0-2-0
East Carolina	1972	1979	1-7-0
Eastern College	1907	1907	1-0-0
East Tennessee State	1979	2002	8-13-0
Elon	1937	1938	1-1-0
Emory & Henry	1923	1945	4-1-0
Florida	1929	1929	0-1-0
Florida State	1952	1954	1-2-0
Furman	1946	2002	8-23-0
Gallaudet	1912	1918	6-0-0
Gardner-Webb	2003	2010	0-8-0
Georgia	1943	1978	0-4-0
Georgia Southern	1993	2002	0-10-0
Georgia Tech	1964	1988	1-14-0
Georgetown	1898	2004	1-6-0
George Washington	1922	1966	10-7-1
Hampden-Sydney	1897	1935	18-0-0
Hampton Ath. Club	1894	1904	2-0-0
Holy Cross	1957	1963	0-2-1
Indiana State	1976	1976	1-0-0
Iowa State	1963	1963	0-1-0
James Madison	1982	2009	3-10-0
Johns Hopkins	1912	1912	1-0-0
Kentucky	1892	1944	4-12-0
King College	1932	1932	1-0-0
Lafayette	1991	1991	1-0-0
Lenoir-Rhyne College	1998	1998	1-0-0
Lehigh	1955	2007	3-6-1
Liberty	1995	2010	3-7-0
Lock Haven	2007	2010	2-0-0
Lynchburg College	1922	1925	3-0-0
Maine	1983	1983	1-0-0
Marine Officers	1904	1904	1-0-0
Marines (U.S.)	1923	1923	1-0-0

TEAM	FIRST GAME	LATEST GAME	W - L - T
Marshall	1959	1996	5-14-0
Maryland	1901	1972	11-14-2
Memphis State	1960	1960	0-1-0
Miami (FL)	1941	1952	0-2-0
Mississippi	1913	1996	1-1-0
Morehead State	1958	1998	1-1-0
Morris Harvey	1913	1922	1-0-1
Navy	1898	2003	0-8-0
Navy Yard Athletics	1907	1907	1-0-0
Newberry	1940	1940	1-0-0
Newport News Navy	1918	1918	0-1-0
Norfolk Blue	1910	1910	0-0-1
Norfolk State	2003	2006	1-1-0
North Carolina	1893	1989	7-15-1
North Carolina State	1895	1946	11-7-1
Ohio	2004	2008	0-2-0
Old Dominion	2009	2010	0-2-0
Old Pt. College	1903	1903	1-0-0
Pantops	1891	1891	1-0-0
Pennsylvania	1920	1921	1-1-0
Penn State	1959	1959	0-1-0
Presbyterian	2007	2010	3-1-0
Quantico Marines	1949	1949	0-1-0
Randolph-Macon	1905	1911	2-0-1
Rhode Island	1977	1977	1-0-0
Rice	1969	1970	0-2-0
Richmond	1893	2009	40-41-5
Richmond Medical	1912	1912	1-0-0
Roanoke College	1895	1940	21-1-0
Robert Morris (Pa.)	2007	2009	2-0-0
Roller's (A.M.A.)	1904	1911	3-0-0
Saint Francis (Pa.)	2008	2008	1-0-0
Samford	2001	2001	0-1-0
South Carolina	1934	1936	1-1-0
Southern Mississippi	1965	1974	0-4-0
Staunton Mil. Acad.	1908	1908	1-0-0
St. Albans	1894	1902	2-2-2
St. Johns	1891	1930	9-4-0
Stetson	1956	1956	1-0-0
Stony Brook	2008	2010	0-3-0
Tampa	1957	1958	2-0-0
Tennessee	1923	1923	1-0-0
Tennessee Tech	2004	2004	0-1-0
UT-Chattanooga	1971	2002	7-12-1
Temple	1937	1943	0-4-0
Texas A & M	1950	1950	0-1-0
Tulane	1935	1973	0-5-0
Vanderbilt	1897	1974	2-3-0
Villanova	1958	1980	2-6-0
Virginia	1893	2010	23-56-3
Virginia Tech	1894	1984	25-49-5
Wake Forest	1892	1944	2-3-2
Washington and Lee	1891	1902	14-1-1
Washington University	1940	1940	1-0-0
Western Carolina	1978	2001	3-16-0
West Virginia	1952	1972	0-11-0
West Virginia Tech	1987	1992	3-0-0
William & Mary	1905	2010	33-52-2
Wofford	1924	2005	10-7-0

ALL-TIME TOTALS: Against 119 opponents in 118 years, VMI has won 457 games, lost 620 and tied 42 scoring, 17,725 points (16.5 per game) while giving up a total of 21,649 (20.1 per game).

When Was The Last Time...

...A punt was returned for a touchdown?

VMI: Michael Rainey-Wiles vs. Lock Haven, 52 yds., Sept. 4, 2010
Opp: B.W. Webb (William & Mary), 64 yds., Sept. 11, 2010

...A kickoff was returned for a touchdown?

VMI: Tim Maypray vs. The Citadel, 99 yds., Nov. 17, 2007
Opp: Raynard Horne (Virginia), 87 yds., Sept. 25, 2010

...An interception was returned for a touchdown?

VMI: Greg Walker at Charleston Southern, 58 yards, Oct. 23, 2010
Opp: Keon Cunningham (Coastal Carolina), 39 yds., Nov. 6, 2010

...A blocked punt was recovered for a touchdown?

VMI: Musa Sarki vs. Charleston Southern, Oct. 11, 2003
Opp: Alexius Ferguson (Charleston Southern), Oct. 21, 2006

...A safety was recorded?

VMI: Trae Watkins/Bryan Barnson vs. Gardner-Webb (Punter tackled in endzone), Oct. 3, 2009
Opp: Army Team (Offensive holding in endzone), Oct. 30, 2010

...A team's own fumble was recovered for a touchdown?

VMI: Tim Maypray vs. Coastal Carolina, Oct. 27, 2007
Opp: George Pressley (Gardner-Webb), Oct. 22, 2005

...An opponent's fumble was recovered for a touchdown?

VMI: Emilio Calvin vs. Robert Morris, Rec. in Endzone, Sept. 5, 2009
Opp: Rich Vitale (Stony Brook), Rec. in Endzone, Oct. 9, 2010

...Teammates rushed for 100 yards?

VMI: Howard Abegesah (111 yards) and Cam Jones (100 yards) vs. Army, Nov. 14, 2009
Opp: Edwin Gowins, 250 yards & Conte Cuttino, 233 yards, Stony Brook, Nov. 15, 2008

...A quarterback had both 100 yards passing and rushing?

VMI: Kyle Hughes, 133 yards rushing and 141 yards passing vs. Richmond, Sept. 26, 2009
Opp: Stacey Tutt, 104 yards rushing & 273 yards passing, Nov. 5, 2005

...An individual rushed for 200 yards?

VMI: Tim Maypray, 235 yards, vs. Presbyterian, Nov. 22, 2008
Opp: Edwin Gowins, 250 yards & Conte Cuttino, 233 yards, Stony Brook, Nov. 15, 2008

...A quarterback passed for 300 or more yards?

VMI: Jonathan Wilson vs. Austin Peay, 306 yards, Nov. 8, 2003
Opp: Michael Coulter (Stony Brook), 316 yards, Oct. 17, 2009

...A receiver netted 100 yards in a game?

VMI: Mario Scott vs. Stony Brook, 107 yards, Oct. 9, 2010
Opp: Prentice Gill (Old Dominion), 110 yards, Nov. 13, 2010

...An individual rushed for 100 yards and netted 100 yards receiving?

VMI: Sean Mizzer, 106 yards rushing, 104 yards receiving, vs. Western Carolina, Nov. 2, 2002
Opp: N/A

...An individual intercepted 3 passes in a game?

VMI: Christian Kelly vs. Charleston Southern, Oct. 21, 2006
Opp: Marcus Johnson (The Citadel), Nov. 14, 1998

...An individual rushed for 3 or more touchdowns in a game?

VMI: Chaz Jones, 3, vs. Charleston Southern, Oct. 23, 2010
Opp: Jonathan Grimes (William & Mary), 3, Sept. 11, 2010

...An individual threw 4 or more touchdowns in a game?

VMI: Jonathan Wilson vs. Gardner-Webb, 4, Oct. 22, 2005
Opp: Stacy Tutt (Richmond), 4, Sept. 11, 2004

...An individual caught 3 touchdown passes in a game?

VMI: Tera Frost vs. The Citadel, Nov. 11, 2000
Opp: Chris Summers (Liberty), Oct. 16, 2010

...A punt was blocked?

VMI: Stefawn Ross vs. Liberty, Nov. 7, 2009
Opp: Kenny Johnson (Charleston So.), Oct. 31, 2009

...A defensive 2-pt conversion was scored?

VMI: Bryant Youngblood vs. Stony Brook, Nov. 15, 2008

...A blocked field goal was returned for a touchdown?

VMI: Robert Mason, 69 yards, vs. Austin Peay, Nov. 8, 2003

...A shutout was recorded?

VMI: vs. Saint Francis (49-0), Sept. 6, 2008
Opponent: William & Mary (45-0), Sept. 11, 2010



Emilio Calvin recovered a fumble for a touchdown against Robert Morris, Sept. 5, 2009.



Greg Walker returned an interception 58 yards for a touchdown last season at Charleston Southern.

All-Conference Players

First Team All-Big South

SEASON	NAME	CLASS	POSITION
2003,06	Sean Mizzer	'06	RB
2003	Sam Brown	'04	OL
2003,05	Vicheal Foxx	'05	DT
2003	Derik Screen	'04	LB
2003	Musa Sarki	'04	DB
2003	Matt Sharpe	'04	PK
2004,05	Zohn Burden	'06	WR
2004,05	Justin Huggard	'06	LB
2004,05	Robert Mason	'06	DB
2004	Ross Booth	'05	LS
2005	Jeremy Ward	'06	OL
2006	Eric Hall	'06	DL
2006	Jamaal Walton	'06	DB
2007	Tommy Lloyd	'08	DE
2007	Tim Maypray	'09	KR
2009	Tim Maypray	'10	PR
2010	Josh Wine	'11	DT
2010	Michael Rainey-Wiles	'11	PR/KR
2010	A.J. Gross	'12	LB

First Team All-SoCon

SEASON	NAME	CLASS	POSITION
1935,36	Jim Farley	'37	G
1937,38	Paul Shu	'39	B
1942	Joe Muha	'43	B
1945,47	Chi Mills	'48	T
1945	Lyn Chewing	'49	C
1952	Bill Brehaney	'53	B
1953	Johnny Mapp	'54	B
1956,57	Sam Woolwine	'58	B
1957,58	Jim McFalls	'59	T
1957	Lou Farmer	'58	G
1957	Bobby Jordan	'58	B
1958	Jerry Borst	'59	C
1958,59	Sam Horner	'60	B
1959,60	Howard Dyer	'61	B
1960	Don Kern	'61	B
1960	Lou Shuba	'61	G
1962,63	Bill Welsh	'64	T
1964	Mike Patterson	'65	DB
1964,65	John Turner	'66	DT
1965,66,67	Bob Schmalzriedt	'68	LB
1967	Bob Habasevich	'69	HB
1967,68	Bob Biddle	'69	OG
1968	Kerr Kump	'68	DB
1970	Don Cupit	'72	KS
1971	Pete Ramsey	'72	OT
1972,73,74	Andy Dearman	'75	OT
1973	Gene Williams	'74	DB
1974	Doug Hines	'76	C
1974	Ronnie Norman	'75	RB
1974,75	Ronnie Moore	'76	WR
1976,77	Ned Stepanovich	'78	DT
1976	Ed Glackin	'77	OT
1977	Andre Gibson	'78	RB
1977	Tom Replogle	'78	OG
1977	Greg Arnett	'78	DE
1977	Glen Jones	'78	LB
1977	Gary McNeal	'79	DB
1978	Bob Bookmiller	'79	OT
1977,78,79	Craig Jones	'80	KS
1979	Walt Bellamy	'80	DB
1979	John Shuman	'80	OT
1979,80,81	Floyd Allen	'82	RB
1980,81	Mike Eden	'82	DB
1981	Austin Beckham	'82	C
1981	Wade Foltz	'82	DE
1981,82	Melvin Rucker	'83	LB
1981,82	Jay Lasek	'83	OG
1982	Tom Radle	'83	TE
1984	Steve Panoram	'86	TE
1985,87	Mike Mayo	'88	DB
1988	Mark Stock	'88	WR
1991,92	Lorenzo Carpenter	'93	C
1991	Mike Perfetti	'92	DT


1994,95,96	Thomas Haskins	'97	TB
1996	Mike Rogers	'98	LB
2000	Richard Holland	'01	DB and RS
2002	Brent Barth	'03	P
2002	Joey Gibson	'02	QB

Big South Players of the Week

SEASON	(AWARD)	NAME	POSITION	(DATE)
2003	(freshman)	Adam Peters	punter	(8/30)
	(offense)	Sean Mizzer	running back	(9/6)
	(defense)	Vicheal Foxx	defensive tackle	(10/4)
	(defense)	Justin Huggard	linebacker	(10/11)
	(special teams)	Matt Sharpe	placekicker	(10/18)
	(defense)	Derik Screen	linebacker	(10/25)
	(special teams)	Matt Sharpe	placekicker	(11/1)
2004	(defense)	Justin Huggard	linebacker	(9/20)
	(defense)	Robert Mason	defensive back	(10/18)
	(defense)	Robert Mason	defensive back	(11/22)
	(special teams)	Barrett Way	placekicker	(11/8)
2005	(offense)	Jonathan Wilson	quarterback	(9/5)
	(defense)	Justin Huggard	linebacker	(9/19)
	(defense)	Robert Mason	defensive back	(9/26)
	(defense)	Justin Huggard	linebacker	(10/3)
	(offense, Co-)	Jonathan Wilson	quarterback	(10/3)
	(defense)	Todd Baldwin	linebacker	(10/10)
	(special teams Co-)	Barrett Way	placekicker	(10/24)
2006	(offense)	Sean Mizzer	running back	(9/4)
	(defense)	Jamaal Walton	defensive back	(9/4)
	(freshman)	Tim Maypray	slotback	(10/9)
	(freshman)	Tim Maypray	slotback	(10/16)
	(freshman)	Christian Kelly	defensive back	(10/23)
	(freshman)	Kyle Hughes	quarterback	(11/20)
2007	(defense)	Joe Taylor	linebacker	(9/3)
	(offense)	Kyle Hughes	quarterback	(10/1)
	(freshman)	Bryan Barnson	wide receiver	(10/1)
	(offense)	Tim Maypray	slotback	(10/15)
	(offense)	Tim Maypray	slotback	(11/5)
	(special teams)	Tim Maypray	slotback	(11/19)
2008	(offense)	Tim Maypray	quarterback	(9/8)
	(special teams)	Greg Stevens	kicker	(9/22)
	(offense)	Tim Maypray	quarterback	(10/13)
	(defense)	A.J. Gross	linebacker	(10/13)
	(offense)	Tim Maypray	quarterback/slotback	(11/24)
2009	(special teams Co-)	Tim Maypray	punt ret.	(10/6)
	(offense)	Howard Abegesah	running back	(10/26)
	(defense)	Emilio Calvin	defensive end	(10/26)
2010	(special teams)	Michael Rainey-Wiles	PR	(9/6)
	(defense)	A.J. Gross	linebacker	(10/4)

SoCon Players of the Week


SEASON	(AWARD)	NAME	POSITION	(DATE)
1962		Donny White	back	(9/29)



Gene Williams (1971-73) was named All-Southern Conference as a defensive back in 1973.

1963	Joe Straub	guard	(9/21)	
	Charlie Cole	center	(10/26)	
	Bill Welsh	tackle	(11/28)	
1965	John Turner	tackle	(10/16)	
	Hill Ellett	quarterback	(11/6 & 11/25)	
1966	Don Taylor	guard	(9/17)	
1967	Charlie Bishop	quarterback	(9/16)	
	Kerr Kump	defensive back	(11/11)	
1968	Paul Fraim	defensive back	(10/5)	
	John Griffin	linebacker	(11/9)	
1970	Jerry Acuff	defensive tackle	(9/12)	
1971	Mac Bowman	tailback	(9/18)	
1972	Mac Bowman	tailback	(11/4)	
	Phil Upton	middle guard	(11/18)	
1973	Gene Williams	defensive back	(10/6)	
1974	Ronnie Moore	wide receiver	(9/28)	
	John Willison	linebacker	(10/5)	
	Phil Upton	middle guard	(10/12 & 11/23)	
1975	Glen Jones	linebacker	(9/13)	
	Ronnie Moore	wide receiver	(9/27)	
1976	Greg Arnett	defensive end	(10/30)	
1977	Craig Jones	placekicker	(9/10)	
	Andre Gibson	tailback	(10/8)	
	Gary McNeal	defensive back	(10/15)	
	Robby Clark	quarterback	(11/5)	
1978	Mike Alston	defensive back	(10/14)	
1979	Floyd Allen	tailback	(10/6) & (10/27)	
1980	Bruce Kitchen	linebacker	(9/6)	
	Melvin Rucker	linebacker	(9/13) & (11/15)	
	Chris Timmons	defensive tackle	(10/18)	
1981	Melvin Rucker	linebacker	(11/14) & (11/21)	
	Floyd Allen	tailback	(9/12) & (10/24)	
	Leslie Dunnville	defensive back	(9/19)	
1982	Tom Radle	tight end	(9/11)	
	Barry Smith	defensive end	(11/13)	
1985	Mike Mayo	defensive back	(10/12)	
	Al Comer	quarterback	(10/26)	
1986	David Brown	quarterback	(10/11)	
	Mark Stock	wide receiver	(11/22)	
1988	Jeff Barnes	defensive end	(10/24)	
	Wayne Purcell	linebacker	(11/19)	
1989	Raymond Flowers	linebacker	(11/11)	
	(freshman)	Tony Scales	quarterback	(9/16)
	(freshman)	Dewayne Arkadie	defensive back	(11/18)
1990	Tony Scales	quarterback	(9/15 & 10/13)	
	(freshman)	Butch Jennings	fullback	(9/1)
1991	Tony Scales	quarterback	(9/7 & 9/14)	
	Dewayne Arkadie	defensive back	(9/28)	
	(freshman)	Tim Williams	defensive back	(9/7)
1992	(freshman)	Terry Tucker	strong safety	(9/19)
	(freshman)	Marlon Anderson	wide receiver	(9/26)
	(freshman)	Marlon Anderson	wide receiver	(11/21)
1993	(freshman)	Thomas Haskins	halfback	(11/6)
	Thomas Haskins	halfback	(11/13)	
1994	Thomas Haskins	tailback	(9/3)	
	Thomas Haskins	tailback	(11/19)	
1995	Thomas Haskins	tailback	(9/9)	
	Kelly Cook	linebacker	(9/16)	
	Thomas Haskins	tailback	(10/14)	
1996	Thomas Haskins	tailback	(10/14)	
	Thomas Haskins	tailback	(11/16)	
	Mike Rogers	linebacker	(11/16)	
1998	(freshman)	Aaron Mitchell	quarterback	(10/10)
	(freshman)	Aaron Mitchell	quarterback	(10/24)
1999	(freshman)	Matthew Kluk	nose tackle	(10/2)
2000	Joey Gibson	quarterback	(11/13)	
2001	(freshman)	Titus Green	slotback	(9/30)
	Derik Screen	linebacker	(10/13)	
2002	(freshman)	Donnie Johnston	tight end	(9/2)
	Joey Gibson	quarterback	(9/9)	
	(freshman)	Gary Price	slotback	(10/14)
	(freshman)	Sean Mizzer	running back	(10/21)
	(freshman)	Sean Mizzer	running back	(11/4)
	Chris Walsh	linebacker	(11/18)	


Records - Scoring




Thomas Haskins
308 Career Points



Tim Maypray
228 Career Points



Craig Jones
221 Career Points



Sean Mizzer
186 Career Points

Career Leaders - Scoring

Most Points Scored

Thomas Haskins	308	1993-96
Kyle Hughes	236	2006-09
Tim Maypray	228	2006-09
Craig Jones	221	1976-79
Sean Mizzer	186	2002-06
Matt Sharpe	176	2001-03
Floyd Allen	176	1978-81
Marcus Mines	164	1989-92
Mike Harris	154	1995-98
Wade Hawkins	146	1987-90

Most Touchdowns

Thomas Haskins	50	1993-96
Tim Maypray	38	2006-09
Sean Mizzer	31	2002-06
Floyd Allen	29	1978-81
Marcus Mines	27	1989-92
Mark Stock	20	1985-88
Tony Scales	19	1989-92
Kim Glidewell	18	1973-76
Bobby Jordan	18	1954-57
Ronnie Moore	17	1972-75
Howard Dyer	17	1958-60

Most Touchdowns Responsible For (Includes TD Passes)

Thomas Haskins	53	1993-96
Joey Gibson	47	1999-2002
Jonathan Wilson	42	2003-06
Tim Maypray	42	2006-09
Howard Dyer	39	1958-60
Kyle Hughes	39	2006-09

Most Points Responsible For

Thomas Haskins	326	1993-96
Joey Gibson	286	1999-2002
Howard Dyer	256	1958-60
Tim Maypray	256	2006-09
Jonathan Wilson	256	2003-06
Kyle Hughes	236	2006-09

Most Points Scored by Kicking

Craig Jones	221	1976-79
Matt Sharpe	176	2001-03
Mike Harris	154	1995-98
Wade Hawkins	146	1987-90
Barrett Way	142	2004-06
Geoff Goff	93	1991-94
Mike Harris	84	1995-96
Mike Cole	84	1971-73

Most 2-Pt. Conversions Scored

Don Kern	6	1958-60
Tony Scales	4	1989-92
John Hince	4	1965-67
Thomas Haskins	4	1993-96

Most 2-Pt. Conversions Attempted

Howard Dyer	27	1958-60
Bobby Mitchell	12	1959-61

Most Kick PAT's Made

Matt Sharpe	95	2001-03
Mike Harris	73	1995-98
Craig Jones	56	1976-79
Barrett Way	55	2004-06
Wade Hawkins	53	1987-90
Mike Harris	51	1995-96
Greg Stevens	48	2008
Jeff Sexton	47	2009-10
Geoff Goff	45	1991-94

Most Kick PAT's Attempted

Matt Sharpe	101	2001-03
Mike Harris	78	1995-98
Barrett Way	61	2004-06
Craig Jones	60	1976-79
Wade Hawkins	57	1987-90
Mike Harris	56	1995-96
Geoff Goff	50	1991-94
Greg Stevens	50	2008
Jeff Sexton	50	2009-10

Most Field Goals Made

Craig Jones	55	1976-79
Wade Hawkins	31	1987-90
Barrett Way	29	2004-06
Matt Sharpe	27	2001-03
Mike Harris	27	1995-98
Mike Cole	17	1971-73
Geoff Goff	16	1991-94
Lee Wimbish	16	1980-83
Rick Tufaro	15	1974-75
Don Cupit	15	1969-70

Most Field Goals Attempted

Craig Jones	83	1976-79
Wade Hawkins	52	1987-90
Mike Harris	48	1995-98
Matt Sharpe	38	2001-03
Barrett Way	37	2004-06
Lee Wimbish	32	1980-83
Mike Cole	32	1971-73
Geoff Goff	27	1991-94
Don Cupit	27	1969-70

Highest Field Goal Pct. (min. 20 att.)

Barrett Way	78.4%	2004-06
Rick Tufaro	71.4%	1974-75
Matt Sharpe	71.1%	2001-03
Craig Jones	66.3%	1976-79
Wade Hawkins	59.6%	1987-90
Geoff Goff	59.6%	1991-94

Single-Season Leaders

Individual

Most Points Scored

Thomas Haskins	106	1995
Thomas Haskins	92	1996
Matt Sharpe	91	2003
Johnny Mapp	78	1953
Floyd Allen	78	1981
Tim Maypray	78	2008

Most Points Responsible for

Joey Gibson	146	2002
Howard Dyer	138	1960
Jonathan Wilson	108	2003
Thomas Haskins	106	1995
Howard Dyer	106	1959

Most Touchdowns Scored

Thomas Haskins	17	1995
Thomas Haskins	15	1996
Johnny Mapp	13	1953
Floyd Allen	13	1981
Tim Maypray	13	2008

Most Touchdowns Responsible for

Joey Gibson	24	2002
Howard Dyer	20	1960
Jonathan Wilson	18	2003
Howard Dyer	17	1959
Thomas Haskins	17	1995
Thomas Haskins	17	1996
Tim Maypray	17	2008

Most PAT's by Placement

Greg Stevens	48	2008
Matt Sharpe	40	2003
Matt Sharpe	37	2002
Mike Harris	29	1995
Patrick Sweeney	27	2007
Jeff Sexton	26	2009
Matt Maxey	24	2000
Vic Kane	24	1991
Wade Hawkins	23	1990

Most 2-pt Conversions, Running

Sam Horner	3	1958
------------	---	------

Most 2-pt Conversion, Passing

Howard Dyer	9	1960
-------------	---	------

Most 2-pt Conversions, Receiving

John Hince	3	1967
Dick Willard	3	1960
Don Kern	3	1960

Team

Most Touchdowns Scored	51	2008
Fewest Touchdowns Scored	9	1971 & 1997
Most Points Scored	378	2008
Fewest Points Scored	77	1999

Single-Game Leaders

Individual

Most Points Scored

Thomas Haskins	28	Liberty, 1995
Bobby Jordan	28	Stetson, 1956
Tim Maypray	24	Presbyterian, 2008
Thomas Haskins	24	The Citadel, 1996
Stinson Jones	24	Buffalo, 1961
Donn Kern	24	George Washington, 1960
Johnny Mapp	24	Catawba, 1953

Most Points Responsible For

Tony Scales	34	William & Mary, 1990
Dave Brown	30	The Citadel, 1986
Bobby Mitchell	30	Buffalo, 1961
Thomas Haskins	28	Liberty, 1995
Bobby Jordan	28	Stetson, 1956

Most Touchdowns Scored

Tim Maypray	4	Presbyterian, 2008
Thomas Haskins	4	The Citadel, 1996
Thomas Haskins	4	Liberty, 1995
Don Kern	4	George Washington, 1960
Stinson Jones	4	Buffalo, 1961
Bobby Jordan	4	Stetson, 1956
Johnny Mapp	4	Catawba, 1953

Most Touchdowns Responsible For

Tony Scales	5	William & Mary, 1990
Dave Brown	5	The Citadel, 1986
Bobby Mitchell	5	Buffalo, 1961
11 Players	4	

Most Rushing Touchdowns

Thomas Haskins	4	Liberty, 1995 & The Citadel, 1996
----------------	---	-----------------------------------

Most Touchdown Passes Caught

Tera Frost	3	Morehead State, 1998
Dan Lyle	3	William & Mary, 1990
Stinson Jones	3	Buffalo, 1961
Dick Evans	3	Davidson, 1959
Dick Evans	3	George Washington, 1959

Most PAT Placements Scored

Greg Stevens	9	Chowan, 2008
David Tyler	8	Central Florida, 1982

Most Points Via Conversions (all methods)

Greg Stevens	9	Chowan, 2008
David Tyler	8	Central Florida, 1982

Most 2-point Conversions Rushing

Thomas Haskins	2	Liberty, 1995
Tony Scales	2	William & Mary, 1990
Don Kern	2	The Citadel, 1959

Most 2-point Conversions Passing

Howard Dyer	3	Virginia, 1960
-------------	---	----------------

Most 2-point Conversions Receiving

John Hince	2	Davidson, 1967
------------	---	----------------

Most Field Goals

Craig Jones	5	William & Mary, 1977
Matt Sharpe	4	Coastal Carolina, 2003
Matt Sharpe	4	Gardner-Webb, 2003
Craig Jones	4	Appalachian State, 1976
Barrett Way	3	Gardner-Webb, 2005
Matt Sharpe	3	Charleston Southern, 2003
Wade Hawkins	3	East Tennessee State, 1989
Lee Wimbish	3	Furman, 1980
Craig Jones	3	Richmond, 1978
Don Cupit	3	The Citadel, 1970

Highest Field Goal Percentage (min. 3 att.)


Craig Jones	100% (5-5)	William & Mary, 1977
Matt Sharpe	100% (4-4)	Gardner-Webb, 2003
Geoff Goff	100% (4-4)	Appalachian State, 1994
Barrett Way	100% (3-3)	Charleston Southern, 2006
Barrett Way	100% (3-3)	Gardner-Webb, 2005
Craig Jones	100% (3-3)	Richmond, 1978
Lee Wimbish	100% (3-3)	Furman, 1980
Wade Hawkins	100% (3-3)	East Tennessee State, 1989

Team

Most Points Scored	69	Central Florida, 1982 & Chowan, 2008
Most Touchdowns Scored	10	Central Florida, 1982 & Chowan, 2008
Most Safeties Scored	1	14 Times, Last Gardner-Webb, 2009
Most PAT Placements Scored	9	Central Florida, 1982 & Chowan, 2008
Most 2 pt. Conversions	4	Davidson, 1967
Most 2 pt. Conv. - rushing	3	UT-Chattanooga, 1992
Most 2 pt. Conv. - passing	3	Virginia, 1960
Most Points Via Conversions	10	Davidson, 1967
Most Field Goals	5	William & Mary, 1977
Largest Victory Margin	69	Central Florida, 1982
Largest Losing Margin	67	Cincinnati, 1953




(Right) Lee Wimbish (1980-83) equaled a school record by converting all three field goals he attempted against Furman as a freshman.



(Left) Floyd Allen (1978-81) scored 30 touchdowns in his career and ranks among the top five in career scoring, touchdowns, rushing yards, rushing attempts and 100-yard rushing games.

Records - Rushing



Thomas Haskins (1993-96) is VMI's all-time leading rusher (5,349 yards) and holds 21 school records.

1,000 Yard-Club

	YEAR	ATT.	YARDS
Thomas Haskins	1996	286	1,698
Thomas Haskins	1995	248	1,548
Thomas Haskins	1994	258	1,509
Floyd Allen	1980	291	1,276
Tim Maypray	2008	195	1,266
Floyd Allen	1979	265	1,249
Sean Mizzer	2003	207	1,244
Andre Gibson	1977	256	1,218
Howard Abegesah	2007	223	1,121
Tony Scales	1991	185	1,105
Ronnie Norman	1974	205	1,045
Sean Mizzer	2006	209	1,022

Year-By-Year Leaders

YEAR	PLAYER	ATT	YARDS
1953	John Mapp	114	656
1954	Nick Servidio	124	534
1955	Sam Woolwine	100	480
1956	Sam Woolwine	107	507
1957	Sam Woolwine	105	531
1958	Sam Horner	102	612
1959	John Traynham	92	491
1960	Stinson Jones	82	289
1961	Stinson Jones	60	256
1962	Bill Davis	81	316
1963	Chuck Beale	61	284
1964	Granville Amos	68	312
1965	Tom Slater	123	489
1966	Bob Habasevich	80	317
1967	Bob Habasevich	187	663
1968	Tom Sowers	221	792
1969	Tom Sowers &	68	162
	Tom Byer	84	162
1970	Mac Bowman	117	360
1971	Mac Bowman	224	732
1972	Mac Bowman	161	641
1973	Bruce Torbett	118	407
1974	Ronnie Norman	205	1,045
1975	Kim Glidewell	197	643
1976	Andre Gibson	121	566
1977	Andre Gibson	256	1,218
1978	Butch Hostetter	157	636
1979	Floyd Allen	265	1,249
1980	Floyd Allen	291	1,276
1981	Floyd Allen	264	861
1982	Stan Bass	197	680
1983	Trent Bridges	162	630
1984	Trent Bridges	132	455
1985	Dan Monahan	91	432
1986	Trent Bridges	68	283
1987	Joe France	108	395
1988	Scott Council	180	557
1989	Marcus Mines	118	638
1990	Tony Scales	134	544
1991	Tony Scales	185	1,105
1992	Tony Scales	147	577
1993	Thomas Haskins	106	594
1994	Thomas Haskins	258	1,509
1995	Thomas Haskins	248	1,548
1996	Thomas Haskins	286	1,698
1997	Avi Hopkins	157	623
1998	Gene Cauthen	93	351
1999	Gene Cauthen	78	298
2000	Gene Cauthen	143	566
2001	Gene Cauthen	187	710
2002	John Bell	136	522
2003	Sean Mizzer	207	1,244
2004	Sean Mizzer	176	729
2005	Nat Jackson	153	622
2006	Sean Mizzer	209	1,022
2007	Howard Abegesah	223	1,121
2008	Tim Maypray	195	1,266
2009	Howard Abegesah	171	954
2010	Chaz Jones	133	502

Career Leaders

Most Net Rushing Yards

Thomas Haskins	5,349	1993-96
Sean Mizzer	3,733	2002-06
Floyd Allen	3,569	1978-81
Howard Abegesah	2,860	2006-09
Tony Scales	2,475	1989-92
Tim Maypray	2,456	2006-09
Marcus Mines	2,430	1989-92
Kim Glidewell	2,168	1973-76
Andre Gibson	2,097	1974-77

Most Rushing Attempts

Thomas Haskins	898	1993-96
Floyd Allen	860	1978-81
Sean Mizzer	741	2002-06
Kim Glidewell	614	1973-76
Tony Scales	562	1989-92
Mac Bowman	502	1970-72
Gene Cauthen	501	1998-2001

Most Rushing Touchdowns

Thomas Haskins	50	1993-96
Sean Mizzer	27	2002-06
Floyd Allen	27	1978-81
Marcus Mines	26	1989-92
Tim Maypray	20	2006-09
Tony Scales	19	1989-92

Kim Glidewell	18	1973-76
Howard Abegesah	16	2006-09
Sam Horner	16	1956-59

Most 100 Yd. Rushing Games

Thomas Haskins	24	1993-96
Sean Mizzer	18	2002-06
Floyd Allen	17	1978-81
Howard Abegesah	13	2006-09
Andre Gibson	9	1974-77
Ronnie Norman	9	1972-74

Most 200 Yd. Rushing Games

Thomas Haskins	10	1993-96
Tony Scales	2	1989-92

Most Consecutive 100 Yd. Rushing Games

Floyd Allen	6	1980
Thomas Haskins	5	1996
Sean Mizzer	4	2003
Andre Gibson	4	1977
Five people	3	

Single-Season Leaders

Individual

Most Rushing Attempts

Floyd Allen	291	1980
Thomas Haskins	286	1996
Floyd Allen	265	1979

Most Yards Gained Rushing

Thomas Haskins	1,698	1996
Thomas Haskins	1,548	1995
Thomas Haskins	1,509	1994
Floyd Allen	1,276	1980
Tim Maypray	1,266	2008
Floyd Allen	1,249	1979
Sean Mizzer	1,244	2003

Most Rushing Touchdowns

Thomas Haskins	17	1995
Thomas Haskins	15	1996
Tim Maypray	12	2008
Floyd Allen	12	1981

Most 100 Yard Rushing Games

Thomas Haskins	8	1996
Floyd Allen	8	1980
Sean Mizzer	7	2003
Thomas Haskins	7	1995
Thomas Haskins	7	1994
Floyd Allen	7	1979
Ronnie Norman	7	1974

Most 200 Yard Rushing Games

Thomas Haskins	4	1996
----------------	---	------

Team

Most Rushing Attempts	703	1991
Fewest Rushing Attempts	345	2001
Most Net Rushing Yards	3,932	2008
Fewest Net Rushing Yards	691	1969
Most Rushing Touchdowns	37	2008
Fewest Rushing Touchdowns	3	1988, 1999

200-Yard Games

277	Thomas Haskins	The Citadel, 1996
266	Thomas Haskins	Chattanooga, 1996
251	Thomas Haskins	Richmond, 1994
250	Thomas Haskins	The Citadel, 1994
246	Floyd Allen	Furman, 1979
241	Thomas Haskins	Appalachian State, 1996
235	Tim Maypray	Presbyterian, 2008
227	Thomas Haskins	Chattanooga, 1996
225	Thomas Haskins	Appalachian State, 1994
224	Thomas Haskins	The Citadel, 1993
215	Tom Sowers	Davidson, 1968
210	Thomas Haskins	Richmond, 1996
209	Marcus Mines	West Virginia Tech, 1992
206	Sean Mizzer	Davidson, 2003
205	Tony Scales	Appalachian State, 1991
204	Tony Scales	Richmond, 1991
200	Thomas Haskins	Appalachian State, 1995



Sean Mizzer (2002-06) ranks second in VMI's record book with 3,733 career rushing yards and led the Keydets in rushing for three seasons.

Single-Game Leaders

Individual

Most Rushing Attempts

Tom Sowers	52	Davidson, 1968
Floyd Allen	44	Western Carolina, 1981
Thomas Haskins	39	Appalachian State, 1996
Floyd Allen	39	Furman, 1979
Floyd Allen	38	William & Mary, 1980
Thomas Haskins	38	Appalachian State, 1996

Three Players Each 100 Yards Rushing

H. Abegesah (157), K. Hughes (136), J. Robinson (100)	Robert Morris, 2007
T. Scales (167), M. Mines (113), S. Council (110)	East Tennessee State, 1991

Two Players Each 100 Yards Rushing

Howard Abegesah (112), Cam Jones (100)	Army, 2009
Tim Maypray (235), Howard Abegesah (151)	Presbyterian, 2008
Tim Maypray (116), Zach Collins (112)	Saint Francis, 2008
Sean Mizzer (206), T.J. Snelling (109)	Davidson, 2003
T.J. Snelling (135), Sean Mizzer (121)	Liberty, 2002
Thomas Haskins (227), Jason White (101)	Chattanooga, 1996
Tony Scales (204), Scott Council (191)	Richmond, 1991
Tony Scales (161), Marcus Mines (112)	Western Carolina, 1991
Floyd Allen (190), Butch Hostetter (101)	Appalachian State, 1979
Ronnie Norman (121), Kim Glidewell (157)	William and Mary, 1974
Ronnie Norman (173), Kim Glidewell (114)	Colgate, 1974

Team

Most Rushing Attempts	90	East Tennessee State, 1990
Fewest Rushing Attempts	21	Marshall, 1988
Most Net Rushing Yards	531	Richmond, 1991
Fewest Net Rushing Yards	18	East Tennessee State, 2000
Most Rushing Touchdowns	10	Central Florida, 1982

Records - Passing



Joey Gibson (1999-2002) is VMI's career leader in passing yards with 5,607, just four yards ahead of Dave Brown (1985-88).

Career Leaders

Most Passing Yards

Joey Gibson	5,607	1999-2002
Dave Brown	5,603	1985-88
Jonathan Wilson	5,096	2003-06
Al Comer	4,050	1982-85
Al Lester	3,717	1994-97
Tom Schultze	3,128	1972-73

Most Completions

Joey Gibson	465	1999-2002
Jonathan Wilson	419	2003-06
Dave Brown	416	1985-88
Al Comer	337	1982-85
Al Lester	336	1994-97
Tom Schultze	236	1972-73

Most Attempts

Joey Gibson	908	1999-2002
Dave Brown	780	1985-88
Al Lester	746	1994-97
Jonathan Wilson	721	2003-06
Al Comer	694	1982-85
Murphy Sprinkel	560	1968-70

Highest Completion Percentage

Jonathan Wilson	58.1%	2003-06
Dave Brown	53.3%	1985-88
Howard Dyer	52.1%	1958-60
Joey Gibson	51.2%	1999-2002

Pass Efficiency

Howard Dyer	139.74	1958-60
(149/286, 2453 yds., 22 TD, 14 int.)		
Dave Brown	117.18	1985-88
(416/780, 5603 yds., 28 TD, 44 int.)		
Hill Ellett	102.54	1964-66
(219/460, 2771 yds., 23 TD, 28 int.)		

Most Touchdown Passes

Joey Gibson	38	1999-2002
Dave Brown	28	1985-88
Jonathan Wilson	28	2003-06
Kyle Hughes	25	2006-09
Hill Ellett	23	1964-66

Most 200 Yard Passing Games

Joey Gibson	13	1999-2002
Jonathan Wilson	12	2003-06
Dave Brown	8	1985-88
Tom Schultze	6	1972-73

Most Interceptions Thrown

Dave Brown	44	1985-88
Tom Schultze	43	1972-73
Al Comer	39	1982-85
Murphy Sprinkel	37	1968-70
Robby Clark	36	1975-78
Al Lester	36	1994-97

Single-Season Leaders

Individual

Highest Pass Efficiency

Howard Dyer	175.20	1959
(55/105, 1,072 yds, 13 TD, 2 int)		
Dave Brown	133.28	1986
(106/209, 1,995 yds, 10 TD, 14 int)		
Kirk Monteleone	123.64	2004
(76/120, 808 yds, 5 TD, 6 int)		
Howard Dyer	115.49	1960
(87/168, 1,222 yds, 8 TD, 11 int)		

Most Passes Attempted

Al Comer	348	1985
Joey Gibson	348	2002
Dave Brown	329	1988
Jonathan Wilson	296	2003
Jonathan Wilson	295	2005
Murphy Sprinkel	287	1969
Joey Gibson	276	2001

Most Passes Completed

Al Comer	185	1985
Jonathan Wilson	184	2005
Joey Gibson	181	2002
Dave Brown	178	1988
Jonathan Wilson	168	2003
Joey Gibson	144	2001

Most Yards Gained Passing

Al Comer	2,380	1985
Joey Gibson	2,328	2002
Jonathan Wilson	2,260	2003
Dave Brown	2,141	1988
Dave Brown	1,995	1986

Most TD Passes Thrown

Joey Gibson	17	2002
Dave Brown	13	1988
Howard Dyer	13	1959
Jonathan Wilson	12	2003
Hill Ellett	11	1966

Best Pass Completion %

Kirk Monteleone	63.3% (76-120)	2004
Jonathan Wilson	62.4% (184-295)	2005
Jonathan Wilson	56.8% (168-296)	2003
Dave Brown	55.3% (126-228)	1987
Kyle Hughes	54.9% (28-51)	2006
Dave Brown	54.1% (178-329)	1989
Al Comer	53.2% (185-348)	1985
Mark Lambert	53.2% (100-188)	1975
Howard Dyer	52.4% (55-105)	1959

Most 200 Yard Passing Games

Joey Gibson	7	2002
Jonathan Wilson	6	2003
Al Comer	5	1985
Jonathan Wilson	4	2005
Tom Schultze	4	1972
Dave Brown	4	1988

Team

Most Passes Attempted	426	2001
Fewest Passes Attempted	86	2008
Most Passes Completed	226	2001
Fewest Passes Completed	27	1955
Most Touchdown Passes	17	1959 & 2002
Fewest Touchdown Passes	0	1989
Most Yards Gained Passing	2,572	1985
Fewest Yards Gained Passing	438	1955

1,000 Yard-Club

	YEAR	CMP - ATT	YARDS
Al Comer	1985	185 - 348	2,380
Joey Gibson	2002	181 - 348	2,328
Jonathan Wilson	2003	168 - 296	2,260
Dave Brown	1988	178 - 329	2,141
Dave Brown	1986	106 - 209	1,995
Jonathan Wilson	2005	184 - 295	1,861
Tommy Schultze	1972	120 - 242	1,728
Joey Gibson	2001	144 - 276	1,572
Kelly Raber	1981	110 - 215	1,450
Joey Gibson	2000	120 - 236	1,439
Tommy Schultze	1973	116 - 242	1,400
Dave Brown	1987	126 - 228	1,368
Tony Scales	1992	69 - 153	1,312
Hill Ellett	1966	105 - 205	1,281
Kelly Raber	1982	115 - 231	1,256
Hill Ellett	1965	98 - 210	1,254
Howard Dyer	1960	87 - 168	1,222
Dan Fritz	1980	83 - 186	1,202
Mark Lambert	1975	100 - 188	1,176
Murphy Sprinkel	1968	81 - 222	1,163
Al Lester	1995	100 - 207	1,159
Al Lester	1994	96 - 224	1,107
Al Comer	1983	97 - 214	1,109
Kyle Hughes	2007	58 - 113	1,097
Howard Dyer	1959	55 - 105	1,072
Murphy Sprinkel	1969	95 - 287	1,004

Year-By-Year Leaders

YEAR	PLAYER	COMP - ATT	YARDS
1953	David Woolwine	32 - 78	440
1954	David Woolwine	35 - 105	530
1955	Bill Nebraska	14 - 49	216
1956	Duke Johnston	41 - 101	653
1957	Duke Johnston	37 - 90	520
1958	Bill Nebraska	26 - 67	497
1959	Howard Dyer	55 - 105	1,072
1960	Howard Dyer	87 - 168	1,222
1961	Bobby Mitchell	69 - 162	949
1962	Mark Mulrooney	24 - 68	263
1963	Butch Nunnally	53 - 124	744
1964	Charlie Snead	65 - 133	899
1965	Hill Ellett	92 - 210	1,254
1966	Hill Ellett	105 - 205	1,281
1967	Russ Quay	75 - 151	912
1968	Murphy Sprinkel	81 - 222	1,163
1969	Murphy Sprinkel	95 - 187	1,004
1970	Gary Shope	38 - 114	462
1971	Vern Beitzel	77 - 204	934
1972	Tommy Schultze	120 - 242	1,728
1973	Tommy Schultze	116 - 242	1,400
1974	Tony Farry	51 - 117	609
1975	Mark Lambert	100 - 188	1,176
1976	Robby Clark	40 - 96	516
1977	Robby Clark	54 - 105	867
1978	Robby Clark	70 - 173	872
1979	John Bangley	62 - 122	791
1980	Dan Fritz	83 - 186	1,202
1981	Kelly Raber	110 - 215	1,450
1982	Kelly Raber	115 - 231	1,256
1983	Al Comer	97 - 214	1,109
1984	Jim Daly	60 - 124	614
1985	Al Comer	185 - 348	2,380
1986	Dave Brown	106 - 209	1,995
1987	Dave Brown	126 - 228	1,368
1988	Dave Brown	178 - 329	2,141
1989	Tony Scales	16 - 43	337
1990	Tony Scales	39 - 93	751
1991	Tony Scales	30 - 82	613
1992	Tony Scales	69 - 153	1,312
1993	Spike Johnson	29 - 74	377
1994	Al Lester	96 - 224	1,107
1995	Al Lester	100 - 207	1,159
1996	Al Lester	77 - 146	765
1997	Al Lester	63 - 159	686
1998	Aaron Mitchell	53 - 102	916
1999	Joey Gibson	20 - 48	268
2000	Joey Gibson	120 - 236	1,439
2001	Joey Gibson	144 - 276	1,572
2002	Joey Gibson	181 - 348	2,328
2003	Jonathan Wilson	108 - 296	2,260
2004	Kirk Monteleone	76 - 120	808
2005	Jonathan Wilson	184 - 295	1,861
2006	Jonathan Wilson	45 - 92	759
2007	Kyle Hughes	58 - 113	1,097
2008	Kyle Hughes	21 - 52	478
2009	Kyle Hughes	47 - 99	697
2010	Cameron Jones	84 - 172	831

Single-Game Leaders

Individual

Highest Pass Efficiency (10-19 atts.)

Tony Scales404.79William & Mary, 1990
(9/12, 314 yds., 4TDs, 0 int)

Highest Pass Efficiency (20-29 atts.)

Dave Brown230.40The Citadel, 1986
(8/20, 320 yds., 4 TDs, 1 int)

Highest Pass Efficiency (30+ atts.)

Hill Ellett191.93Virginia, 1966
(22/32, 274 yds., 4 TDs, 0 int)

Most Passes Completed

Kirk Monteleone27Liberty, 2004
Jonathan Wilson26Wofford, 2005
Joey Gibson26East Tennessee State, 2001
Dave Brown26Marshall, 1988
Joey Gibson25Samford, 2001
Jonathan Wilson24Gardner-Webb, 2005
Robbie Chenault24Furman, 1997
Joey Gibson24Wofford, 2001
Al Comer23James Madison, 1985

Most Passes Attempted

Joey Gibson57East Tennessee State, 2001
Dave Brown55Marshall, 1988
Murphy Sprinkel49Boston College, 1968
Joey Gibson45Wofford, 2001
Robbie Chenault43Furman, 1997
Kirk Monteleone41Liberty, 2004
Joey Gibson41Western Carolina, 2002

Highest Completion Percentage (At least 10 atts.)

Mark Lambert90.0% (9-10)Virginia, 1975

Highest Completion Percentage (11-19 atts.)

Jonathan Wilson83.3% (15-18)Davidson, 2005

Highest Completion Percentage (20-29 atts.)

Al Comer72.7% (16-22)East Tennessee State, 1983

Highest Completion Percentage (30+ atts.)

Jonathan Wilson70.6% (24-34)Gardner-Webb, 2005

Most Yards Gained Passing

Dave Brown422Appalachian State, 1986
Dave Brown390East Tennessee State, 1986
Bobby Mitchell349Buffalo, 1961
Joey Gibson346The Citadel, 2000

Most Touchdown Passes Thrown

Bobby Mitchell5Buffalo, 1961
Jonathan Wilson4Gardner-Webb, 2005
Joey Gibson4The Citadel, 2000
Tony Scales4William & Mary, 1990
Dave Brown4The Citadel, 1986
Hill Ellett4Virginia, 1966

Most Interceptions Thrown

Tom Schultz6Navy, 1973
Murphy Sprinkel6Boston College, 1968

Team

Most Passes Attempted58Wofford, 2001
Fewest Passes Attempted2The Citadel, 1955 & 1999
Most Passes Completed28vs. Wofford, 2001
Fewest Passes Completed0The Citadel, 1999
.....0Marshall, 1989
.....0Boston College, 1954
.....0The Citadel, 1953
Most Net Yards Passing422Appalachian State, 1986
Fewest Net Yards Passing-1Richmond, 2006
Most Touchdown Passes5Boston College, 1968
Most Passes Had Intercepted6Buffalo, 1961

Records - Receiving



Mark Stock (1985-88) still holds the school's single-game, single-season and career receiving yards records and had 17 career 100-yard receiving games.

Career Leaders

Most Receptions

Mark Stock	165	1985-88
Zohn Burden	162	2002-05
Ronnie Moore	153	1972-75
Gary Price	117	2002-05
James Wright	114	1984-87
Steve Panchan	111	1982-85
T.J. Snelling	105	2000-03
Pedro Garcia	98	1998-99,01-02

Most Receiving Yards

Mark Stock	3,091	1985-88
Ronnie Moore	2,297	1972-75
Zohn Burden	2,111	2002-05
Dan Lyle	1,794	1989-92
James Wright	1,507	1984-87
Teray Frost	1,477	1997-2000
Pedro Garcia	1,373	1998-99,01-02

Most Touchdown Receptions

Mark Stock	20	1985-88
Zohn Burden	13	2002-05
Teray Frost	13	1997-2000
Tim Maypray	13	2006-09
Ronnie Moore	12	1972-75

Most Consecutive Games With A Reception

Zohn Burden	34	2002-05
Gary Price	34	2002-05
Kevin Solomon	23	1999-2002
Mark Stock	22	1985-88
Ronnie Moore	22	1972-73
Johnny Garnett	18	1976-77

Most 100-Yard Receiving Games

Mark Stock	17	1985-88
Zohn Burden	5	2002-05
Ronnie Moore	4	1972-75
Dan Lyle	3	1989-92
Keith Washington	3	1983-86
Teray Frost	3	1997-00

Two Players Each 100 Yards Receiving

Frank Easterly (118), Jimmy Burg (112)	Davidson, 1967
James Wright (154), Mark Stock (109)	Marshall, 1985
Mark Stock (159), Keith Washington (122)	The Citadel, 1986

Single-Season Leaders

Most Receptions

Mark Stock	74	1988
Zohn Burden	58	2005
Zohn Burden	57	2004
Tom Radle	54	1982
Pedro Garcia	48	2001
Ronnie Moore	47	1975
Ronnie Moore	46	1973
Pedro Garcia	46	2002

Most TD Receptions

Mark Stock	9	1988
Carl Rhodes	9	1965
Dick Evans	9	1959
Mark Stock	8	1986

Most 100 Yard Receiving Games

Mark Stock	8	1988
Mark Stock	5	1986
Mark Stock	3	1985

500-Yard Club

YEAR	REC	YARDS
Mark Stock	74	1,161
Mark Stock	45	1,123
Pedro Garcia	46	803
Zohn Burden	58	742
Dick Evans	35	698
Ronnie Moore	46	676
Ronnie Moore	40	673
Ronnie Moore	47	662
Teray Frost	37	654
Dan Lyle	29	631
Teray Frost	41	621
Mark Stock	31	605
Jeff Hubbard	40	603
Zohn Burden	36	599
Tom Radle	54	598
Zohn Burden	57	595
James Wright	37	566
Pedro Garcia	48	540
Dan Lyle	23	520
Carl Rhodes	32	518
Frank Easterly	36	508
Frank Easterly	43	506

Single-Game Leaders

Most Receptions

Jeff Hubbard	13	Furman, 1995
Zohn Burden	10	Ohio, 2004 & Liberty, 2004
John Puvogel	10	Samford, 2001
Teray Frost	10	Morehead State, 1998
Tom Radle	10	Virginia, 1982
Frank Easterly	10	Boston College, 1967

Most Receiving Yards

Mark Stock	263	East Tennessee State, 1986
Mark Stock	220	Appalachian State, 1986
Tim Maypray	209	Charleston Southern, 2007
Teray Frost	193	Morehead State, 1998
Jeff Hubbard	183	Furman, 1995
Mark Stock	159	The Citadel, 1986
Dan Lyle	154	William & Mary, 1990
James Wright	154	Marshall, 1985
Zohn Burden	153	Gardner-Webb, 2005

Year-By-Year Leaders

YEAR	PLAYER	REC	YARDS
1953	Charlie Boyd	12	127
1954	Tom Dooley	11	229
1955	Dale Vaughn	6	92
1956	Bobby Jordan	14	249
1957	Bobby Jordan	19	317
1958	Carl Kasko	12	220
1959	Dick Evans	35	698
1960	Stinson Jones	26	394
1961	Kenny Reeder	26	323
1962	Kenny Reeder	12	159
1963	Joe Bush	20	333
1964	Joe Bush	18	232
1965	Carl Rhodes	32	518
1966	Bill McGowan	23	235
1967	Frank Easterly	43	506
1968	Frank Easterly	36	508
1969	Colby Trammell	29	324
1970	Steve Conlan	26	291
1971	Don Reisch	18	183
1972	Ronnie Moore	40	673
1973	Ronnie Moore	46	676
1974	Allen Morgan	21	308
1975	Ronnie Moore	47	662
1976	Johnny Garnett	23	329
1977	Johnny Garnett	23	371
1978	Robert Savage	22	358
1979	Brian Quisenberry	23	265
1980	Brian Quisenberry	16	238
1981	Teddy Gottwald	25	385
1982	Tom Radle	54	598
1983	Steve Panchan	33	334
1984	Steve Panchan	38	475
1985	Mark Stock	31	605
1986	Mark Stock	45	1,123
1987	James Wright	37	566
1988	Mark Stock	74	1,161
1989	Mark Rumph	16	276
1990	Dan Lyle	23	520
1991	Dan Lyle	16	424
1992	Dan Lyle	29	631
1993	Marlon Anderson	21	287
1994	Timmy Williams	23	476
1995	Jeff Hubbard	40	603
1996	Ed Pearson	22	262
1997	Richard Holland	37	464
1998	Teray Frost	37	654
1999	Aaron Yarbough	11	153
2000	Teray Frost	41	621
2001	Pedro Garcia	48	540
2002	Pedro Garcia	46	803
2003	Zohn Burden	36	599
2004	Zohn Burden	57	595
2005	Zohn Burden	58	742
2006	Willie Bell	17	340
2007	Tim Maypray	31	615
2008	Zach Collins	6	231
2009	Mario Scott	14	237
2010	T.J. Talley	35	407

Records - Total Offense



Tony Scales (1989-92) ranks as VMI's career total offense leader with 5,488 yards, just 11 ahead of Thomas Haskins.

Single-Game Leaders

Individual

Most Yards Total Offense

Dave Brown	400	Appalachian State, 1986
Dave Brown	399	East Tennessee State, 1986
Al Comer	365	Marshall, 1985
Bobby Mitchell	344	Buffalo, 1961
Tony Scales	339	William & Mary, 1990

Most Total Offensive Plays

Dave Brown	64	Marshall, 1988
Joey Gibson	61	East Tennessee State, 2001
Murphy Sprinkel	59	Boston College, 1968
Al Comer	54	James Madison, 1985
Al Comer	53	William & Mary, 1985

Players With 100 Yards Rushing & Passing In A Game

Kyle Hughes (141 pass, 141 rush)	Richmond, 2009
Kyle Hughes (136 pass, 108 rush)	Robert Morris, 2007
Tony Scales (161 rush, 100 pass)	Western Carolina, 1991

Team

Most Total Plays	95	Gardner-Webb, 2007
	95	James Madison, 1990
	95	East Tennessee State, 1990
Fewest Total Plays	38	Liberty, 2010
Most Total Offense	664	West Virginia Tech, 1992
Least Total Offense	61	Villanova, 1962
Most Total First Downs	34	West Virginia Tech, 1990
Fewest Total First Downs	2	Villanova, 1962
Most First Downs (Rush)	26	West Virginia Tech, 1990
Fewest First Downs (Rush)	1	Villanova & Virginia, 1962
		UT-Chattanooga, 1985
Most First Downs (Pass)	16	Appalachian State, 1988
Fewest First Downs (Pass)	0	II Times, (Last Time-Old Dominion, 2009)

Career Leaders

Most Total Yards Gained

Tony Scales	5,488	1989-92
Thomas Haskins	5,477	1993-96
Dave Brown	5,205	1985-88
Al Lester	4,212	1994-97
Al Comer	4,130	1982-85

Most Total Plays

Dave Brown	1,072	1985-88
Al Lester	1,061	1994-97
Tony Scales	932	1989-92
Al Comer	919	1982-85
Thomas Haskins	911	1993-96
Floyd Allen	860	1978-81

Single-Season Leaders

Individual

Most Total Plays

Al Comer	460	1985
Joey Gibson	455	2002
Dave Brown	416	1988

Most Total Yards Gained

Joey Gibson	2,597	2002
Al Comer	2,424	1985
Jonathan Wilson	2,276	2003
Dave Brown	1,971	1988

Team

Most Total Plays	869	2002
Most Total Yards	4,785	2008
Fewest Total Yards	1,813	1969

1,000-Yard Club

PLAYER	YEAR	RUSH-YDS	COMP-ATT	YARDS	-----PASSES-----		
					TOTAL PLAYS	TOTAL YARDS	YARDS PER GAME
QB Joey Gibson	2002	107-269	181-348	2,328	455	2,597	216.4
QB Al Comer	1985	112-44	185-348	2,380	460	2,424	220.4
QB Jonathan Wilson	2003	71-16	168-296	2,260	367	2,276	189.7
QB Dave Brown	1988	87-(170)	178-329	2,141	416	1,971	183.7
QB Dave Brown	1986	99-96	106-209	1,995	308	1,899	189.9
QB Tony Scales	1992	147-1,312	69-153	1,312	300	1,889	171.7
QB Jonathan Wilson	2005	91-6	184-295	1,861	386	1,867	169.7
TB Thomas Haskins	1996	292-1,698	2-6	60	292	1,758	159.8
QB Tony Scales	1991	185-1,105	30-82	613	267	1,718	156.2
QB Joey Gibson	2001	49-47	144-276	1,572	325	1,619	202.4
TB Thomas Haskins	1995	248-1,548	0-2	0	250	1,548	140.7
QB Tim Maypray	2008	195-1,406	9-19	255	214	1,521	138.3
TB Thomas Haskins	1994	258-1,509	0-1	0	259	1,509	137.2
QB Kelly Raber	1981	79-39	110-215	1,450	294	1,489	148.9
QB Howard Dyer	1960	92-256	87-168	1,222	260	1,478	147.8
QB Kelly Raber	1982	93-170	115-231	1,256	324	1,426	129.6
QB Joey Gibson	2000	61-(36)	120-236	1,439	297	1,403	175.4
QB Tom Schultze	1972	89-(360)	120-242	1,728	331	1,360	123.6
QB Al Lester	1995	108-199	100-207	1,159	315	1,358	123.5
QB Dave Brown	1987	96-(73)	126-228	1,368	324	1,295	117.7
QB Tony Scales	1990	134-544	39-93	751	227	1,295	117.7
TB Floyd Allen	1980	291-1,276	0-0	0	291	1,276	116.0
TB Floyd Allen	1979	265-1,249	0-0	0	265	1,249	113.5
TB Andre Gibson	1977	256-1,218	2-5	25	261	1,243	113.0
QB Tom Schultze	1973	65-(158)	116-242	1,400	307	1,242	112.9
QB Hill Ellett	1965	77-(36)	98-210	1,254	287	1,218	121.8
QB Hill Ellett	1966	60-(84)	105-205	1,281	265	1,197	119.7
QB Howard Dyer	1959	56-110	55-105	1,072	161	1,182	118.2
QB Al Comer	1983	61-6	97-214	1,109	275	1,115	101.4
QB Mark Lambert	1975	46-(64)	100-188	1,176	234	1,112	101.1
QB Russ Quay	1967	106-196	72-151	912	178	1,108	110.8
TB Ronnie Norman	1974	205-1,045	0-0	0	205	1,045	96.4
QB Al Lester	1994	51-(77)	96-224	1,107	275	1,030	93.6
TB Sean Mizzer	2006	209-1,022	0-0	0	209	1,022	92.9
QB Dan Fritz	1980	68-(188)	83-186	1,202	254	1,014	92.2
QB Murphy Sprinkel	1968	93-(157)	81-222	1,163	315	1,006	100.6
QB Aaron Mitchell	1998	160-85	53-102	916	262	1,001	91.0

Records - All-Purpose/Longest Plays



Tim Maypray broke the single-game all-purpose yards mark by totaling 346 yards against Charleston Southern in 2007.

Career Leaders

Most All-Purpose Yardage

Thomas Haskins	7,405	1993-96
Tim Maypray	6,129	2006-09
Sean Mizzer	5,736	2002-06
Ronnie Moore	4,652	1972-75
Mark Stock	4,366	1985-88
Floyd Allen	4,131	1978-81
James Wright	3,248	1984-87
Tera Frost	3,204	1999-2000

Most Attempts

Thomas Haskins	1,022	1993-96
Floyd Allen	911	1978-81
Sean Mizzer	869	2002-06
Kim Glidewell	646	1973-76

Single-Season Leaders

All Purpose Yards

Thomas Haskins	2,134	1995
Thomas Haskins	2,092	1996
Mark Stock	2,011	1988
Thomas Haskins	2,005	1994
Tim Maypray	1,976	2007
Sean Mizzer	1,509	2003
Sean Mizzer	1,480	2004
Floyd Allen	1,451	1979

Single-Game Leaders

All-Purpose Yards

Tim Maypray	346	Charleston Southern, 2007
Tim Maypray	332	Presbyterian, 2008
Thomas Haskins	328	Richmond, 1994
Thomas Haskins	326	The Citadel, 1994
Thomas Haskins	325	The Citadel, 1996
Thomas Haskins	309	UT-Chattanooga, 1995
Thomas Haskins	303	Liberty, 1995
Mark Stock	296	East Tennessee State, 1986
Thomas Haskins	292	The Citadel, 1993

Players With 100 Yards Rushing & Receiving In A Game

Sean Mizzer (106 rushing, 104 receiving)	Western Carolina, 2002
--	------------------------

Longest Plays

Longest Run From Scrimmage

Granville Amos	98	William & Mary, 1964
Marcus Mines	85	West Virginia Tech, 1992
Andre Gibson	85	Furman, 1976
Michael Rainey-Wiles	83	Lock Haven, 2007
Johnny Mapp	83	Catawba, 1953
Mike Patterson	81	Virginia, 1964
Thomas Haskins	80	UT-Chattanooga, 1995
Pete Mazik	80	Virginia Tech, 1962

Longest Pass Play

Brown-Stock	93	Appalachian State, 1986
Hughes-Collins	90	Coastal Carolina, 2008
Hughes-Maypray	87	Charleston Southern, 2007
Brown-Stock	85	East Tennessee State, 1986
Johnston-Jordan	85	Lehigh, 1956
Clark-Garnett	84	Furman, 1977
Kordenbrock-Scott	80	Stony Brook, 2010

Longest Interception Return

Andy Tucker	100	Richmond, 1961
Robert Mason	90	Lehigh, 2005
Vern Keefer	86	Davidson, 1958
Kerr Kump	80	Boston College, 1967
Justin Huggard	70	Charleston Southern, 2003
Mike Mayo	69	The Citadel, 1986

Longest Kickoff Return

Richard Holland	100	Furman, 2000
Tim Maypray	99	The Citadel, 2007
Pete Johnson	97	Villanova, 1958
Sam Woolwine	93	Richmond, 1956
John Traynham	90	Marshall, 1961
Ronnie Moore	89	Davidson, 1975

Longest Punt Return

Chris Witts	87	Davidson, 1989
Tim Maypray	86	Gardner-Webb, 2009
Kerr Kump	84	William & Mary, 1968
Robert Savage	70	Lehigh, 1978
Gary McNeal	70	William & Mary, 1976
Ronnie Moore	66	Davidson, 1974

Longest Field Goal

Matt Maxey	57	Georgia Southern, 2000
Barrett Way	53	Liberty, 2004
Matt Sharpe	53	Coastal Carolina, 2003
Lee Wimbish	52	Richmond, 1980
Barrett Way	51	Gardner-Webb, 2005
Mike Harris	51	Richmond, 1997
Craig Jones	50	William & Mary, 1977
Mike Harris	49	Marshall, 1996
Wade Hawkins	49	UT-Chattanooga, 1989
Jim Wall	49	Richmond, 1986
Craig Jones	49	ECU, 1978

Longest Punt

Brent Barth	73	Appalachian State, 2000
Brent Barth	70	Appalachian State, 2001
Sam Horner	68	Villanova, 1958
Brent Barth	67	Duquesne, 2001
Butch Nunnally	67	Iowa State, 1963
Sam Horner	66	Virginia Tech, 1959

Records - Returns/Punting

Career Return Leaders

Most Kickoff Returns

Tim Maypray	98	2006-09
James Wright	82	1984-87
Ronnie Moore	76	1972-75
Thomas Haskins	73	1993-96
Titus Green	67	2001,03,05

Most Punt Returns

Ronnie Moore	65	1972-75
Mark Stock	63	1985-88
Gary McNeal	56	1975-78

Most Punt Return Yardage

Ronnie Moore	741	1972-75
Mark Stock	530	1985-88
Gary McNeal	518	1975-78

Most Interception Return Yards Gained

Kerr Kump	261	1966-68
Stinson Jones	205	1958-61
Mike Mayo	205	1984-87

Most Interception Return Touchdowns

Stinson Jones	2	1958-61
---------------	---	---------



Top - Ronnie Moore (1972-75) amassed the most punt return yards in school history.



Brent Barth (1999-02) averaged over 42 yards per punt in his career, the best-ever by a Keydet punter.

Career Punting Leaders

Most Punts

Jim Bailey	276	1969-71
Brent Barth	272	1999-2002
Adam Peters	221	2003-06
Brian Southard	216	1989-92

Most Yards

Brent Barth	11,438	1999-2002
Jim Bailey	10,127	1969-71

Adam Peters	8,700	2003-06
Brian Southard	7,823	1989-92

Highest Average (min. 60 punts)

Brent Barth	42.1	1999-2002 (272 punts for 11,438 yards)
Sam Horner	41.8	1956-59 (65 punts for 2,718 yards)

Single-Game Return Leaders

Most Kickoff Return Yards

Titus Green	207	Furman, 2001
-------------	-----	--------------

Most Punt Return Yards

Ronnie Moore	169	Davidson, 1974
--------------	-----	----------------

Most Yards Gained on Interception Returns

Andy Tucker	100	Richmond, 1961
-------------	-----	----------------

Single-Game Punting Leaders

Individual

Most Punts

Jim Bailey	13	West Virginia, 1969
------------	----	---------------------

Most Total Yards Punting

Jim Bailey	472	West Virginia, 1969
------------	-----	---------------------

Team

Most Punts	13	West Virginia, 1969
------------	----	---------------------

Most Total Yards Punting	472	West Virginia, 1969
--------------------------	-----	---------------------

Single-Season Return Leaders

Individual

Most Yardage, Kickoff Returns

Tim Maypray	972	2009
Tim Maypray	889	2007
Rajah Jenkins	763	2008
Kevin Solomon	750	2002
Titus Green	634	2001
Richard Holland	628	2000
Bryant McMillian	559	1991
Mario Scott	554	2010
Thomas Haskins	553	1995
Titus Green	539	2005

Most Yardage Punt Returns

Eddie Willis	349	1965
Kerr Kump	327	1968
Mark Stock	260	1988

Most Yardage, Interception Returns

Kerr Kump	160	1967
Stinson Jones	127	1961
Andy Tucker	122	1961
Kerr Kump	101	1968

Team

Most Yards, Interception Returns	334	1961
----------------------------------	-----	------

Single-Season Punting Leaders

Individual

Most Punts

Jim Bailey	101	1969
Jim Bailey	93	1970
Jim Bailey	82	1971

Best Punting Average

Sam Horner	42.6	1958
Bobby Jordan	42.4	1955
Bobby Jordan	42.0	1957


Records - Defense



John Willison (1973-76) makes one of his school-record 257 career solo tackles.

Career Leaders

Interceptions		Total Tackles	
Mike Mayo.....	15.....1984-87	Mike Rogers.....	457.....1994-97
Stinson Jones.....	14.....1958-61	John Willison.....	456.....1973-76
Musa Sarki.....	12.....2000-03	Melvin Rucker.....	399.....1979-82
Steve Umberger.....	12.....1980-82	Robert Mason.....	371.....2002-05
Kerr Kump.....	12.....1966-68	Glen Jones.....	367.....1974-77
Frank Ladson.....	11.....1982-83	Derik Screen.....	357.....2000-03
Chris Clark.....	10.....1984-87	Andre Curtis.....	354.....1995-98
Solo Tackles		Camillus Musselman.....	352.....1990-93
John Willison.....	257.....1973-76	Chris Walsh.....	349.....1999-2002
Glen Jones.....	243.....1974-77	Todd Baldwin.....	346.....2002-05
Camillus Musselman.....	220.....1990-93		
Mike Rogers.....	207.....1994-97		
Melvin Rucker.....	203.....1979-82		
Walt Bellamy.....	188.....1977-79		
Wayne Purcell.....	188.....1987-90		
Robert Mason.....	183.....2002-05		
Mike Mayo.....	166.....1984-87		



Melvin Rucker (1979-82) made 158 tackles in 1981, a mark that still stands atop the single-season recordbook.

Single-Game Leaders

Solo Tackles (First Hits)

John Willison.....	16.....	William & Mary, 1976
Walt Bellamy.....	16.....	Virginia, 1979
Glen Ralston.....	15.....	Appalachian State, 1984
Bruce Kitchen.....	15.....	Virginia Tech, 1979
Frank Ladson.....	15.....	Richmond, 1983

Total Tackles

Glen Ralston.....	25.....	Western Carolina, 1984
Mike Mayo.....	24.....	Richmond, 1985
Glen Ralston.....	23.....	Appalachian State, 1984
Mike Rogers.....	22.....	William & Mary, 1996
Mike Rogers.....	21.....	ETSU, 1996
Matt Kluk.....	20.....	Georgia Southern, 1999
Anthony McIntosh.....	20.....	The Citadel, 1988

Most Interceptions

Christian Kelly.....	3.....	Charleston Southern, 2006
Gene Williams.....	3.....	The Citadel, 1973
John Landry.....	3.....	Virginia, 1972
Stinson Jones.....	3.....	Villanova, 1961

Most Fumbles Recovered

Mike Kemp.....	3.....	East Tennessee State, 1989
----------------	--------	----------------------------

Single-Season Leaders

Solo Tackles

Camillus Musselman.....	91.....	1992
Cornell Lewis.....	89.....	1996
Andy Titone.....	88.....	1986
Melvin Rucker.....	88.....	1981
Dan Young.....	86.....	1987
Glen Ralston.....	86.....	1984
Anthony McIntosh.....	81.....	1988
John Willison.....	79.....	1976

Total Tackles

Melvin Rucker.....	158.....	1981
Mike Rogers.....	156.....	1996
Mike Rogers.....	151.....	1997
Derik Screen.....	144.....	2003
Glen Ralston.....	144.....	1984
Melvin Rucker.....	141.....	1980
Justin Huggard.....	136.....	2005
Camillus Musselman.....	130.....	1991
Anthony McIntosh.....	128.....	1988
Dan Young.....	128.....	1987

Interceptions

Mike Mayo.....	7.....	1985
Frank Ladson.....	7.....	1982
Steve Umberger.....	7.....	1982
Kerr Kump.....	7.....	1967

Fumbles Recovered

Mark Weiss.....	7.....	1970
-----------------	--------	------

Single-Game Team Superlatives

Most Interceptions	6	Virginia Tech, 1959
Most Fumbles Recovered	6	East Tennessee State, 1994
.....	6	West Virginia, 1969
Fewest Yards Penalized	0	Richmond, 1973
.....	0	Boston College, 1968
.....	0	Army, 1956
Fewest First Downs Allowed	4	Virginia Tech '61, Furman '70
Most First Downs Allowed	36	William & Mary '91, '93
Fewest Rushing Yards Allowed	4	Saint Francis, 2008
Most Rushing Yards Allowed	558	Georgia Tech, 1975
Fewest Passing Yards Allowed	16	Richmond, 1957*
Most Passing Yards Allowed	642	Marshall, 1991
Most Total Offense Allowed	789	Marshall, 1991
Least Total Offense Allowed	42	Davidson, 1975
Most Total Offensive Plays Allowed	99	Gardner-Webb, 2005
Fewest Offensive Plays Allowed	41	Virginia Tech, 1961
.....	41	Florida State, 1954
Fewest Rushing Attempts Allowed	20	West Virginia Tech, 1990
.....	20	Davidson, 1973
Most Rushing Attempts Allowed	82	Georgia Tech, 1975
Fewest Passing Attempts Allowed	0	Virginia Tech, 1976
Most Passing Attempts Allowed	60	Davidson, 2006
Most Points Allowed	73	Liberty, 2007
Most Touchdowns Allowed	10	Liberty, 2007
.....	10	The Citadel, 2007
.....	10	Virginia Tech, 1966
.....	10	Cincinnati, 1953
Most Rushing Touchdowns allowed	8	Furman, 1999
Most Passing Touchdowns allowed	6	Marshall, 1991
Most Defensive Extra Points	2	Davidson, 1989

*- NCAA Record

Single-Season Team Superlatives

Most Points Allowed	468	1998
Fewest Points Allowed	93	1959
Most First Downs Allowed	268	2000
Fewest First Downs Allowed	126	1958 & 1963
Most Pass Completions Allowed	200	2008
Fewest Pass Completions Allowed	40	1975
Most Pass Attempts Allowed	338	2002
Fewest Pass Attempts Allowed	106	1954
Most Interceptions	28	1959
Most TDs Via Interceptions	4	1961
Fewest Interceptions	4	1964 & 1997
Most Rushing Yards Allowed	3,231	1998
Fewest Rushing Yards Allowed	1,313	1954
Most Rushing Attempts Allowed	643	1974
Fewest Rushing Attempts Allowed	288	1954
Most Passing Yards Allowed	2,824	1991
Fewest Passing Yards Allowed	562	1975
Most Total Offense Allowed	5,390	2000
Least Total Offense Allowed	2,204	1954
Most Offensive Plays Allowed	871	1970
Fewest Offensive Plays Allowed	394	1954

Year-By-Year Leaders

Solo Tackles (First Hits)

2010	A.J. Gross	40
2009	Byron Allen	45
2008	Bryant Youngblood	38
2007	Marcus Brown	39
.....	& Bryant Youngblood	39
2006	Patrick McKinney	37
2005	Justin Huggard	50
2004	Robert Mason	66
2003	Derik Screen	60
2002	Robert Mason	44
2001	Derik Screen	61
2000	Chris Walsh	64
1999	Defly Mubangu	58
1998	Quesuan Wigfall	60
1997	Mike Rogers	67
1996	Cornell Lewis	89
1995	Kelly Cook	62
1994	Terry Tucker	60
1993	Kevin Reardon	71
1992	Camillus Musselman	91
1991	Camillus Musselman	66
1990	Wayne Purcell	64
1989	Wayne Purcell	68
1988	Anthony McIntosh	81
1987	Dan Young	86
1986	Andy Titone	88
1985	Ambrose Phillips	50
1984	Glen Ralston	86
1983	Frank Ladson	77
1982	Jim Rice	50
1981	Melvin Rucker	88
1980	Melvin Rucker	70
1979	Walt Bellamy	77
1978	Walt Bellamy	69
1977	Ned Stepanovich	55
1976	John Willison	79
1975	Glen Jones	76
1974	John Willison	77
.....	& Phil Upton	77

Total Tackles (Solo and Assists)

2010	A.J. Gross	110
2009	Byron Allen	93
2008	A.J. Gross	67
2007	Patrick McKinney	78
2006	Patrick McKinney	82
2005	Justin Huggard	136
2004	Robert Mason	120
2003	Derik Screen	144
2002	Robert Mason	80
2001	Derik Screen	106
2000	Chris Walsh	113
1999	Defly Mubangu	98
1998	Andre Curtis	106
1997	Mike Rogers	151
1996	Mike Rogers	156
1995	Kelly Cook	121
1994	Terry Tucker	93
1993	Kevin Reardon	119
1992	Camillus Musselman	127
1991	Camillus Musselman	130
1990	Wayne Purcell	94
1989	Wayne Purcell	102
1988	Anthony McIntosh	128
1987	Dan Young	128
1986	Andy Titone	118
1985	Mike Mayo	89
1984	Glen Ralston	144
1983	Frank Ladson	106
1982	Jim Rice	92
1981	Melvin Rucker	158
1980	Melvin Rucker	141
1979	Walt Bellamy	124
1978	Walt Bellamy	122
1977	Ned Stepanovich	90
1976	John Willison	110
1975	Glen Jones	114
1974	John Willison	126

Fumbles Recovered

2010	7 Players with	1
2009	Eric Church	3
2008	Bryant Youngblood	2
2007	Josh Wine	3
2006	Keith Taylor	2
2005	Todd Baldwin	2
.....	& Travis Ludden	2
2004	4 Players with	2
2003	Justin Huggard	2
.....	& Mike Maleski	2
2002	10 Players with	1
2001	Derik Screen	2
2000	Quesuan Wigfall	4
1999	Richard Holland	3
1998	David Budlong	2
.....	& Darius Parker	2
1997	Mike Rogers	2
.....	& Quesuan Wigfall	2
1996	Matt Coley	2
1995	Kelly Cook	2
.....	& Tom Curran	2
1994	Damon Pinero	3
1993	Drew Dunnington	4
1992	Eugene Pribila	2
.....	& Mike Morgan	2
1991	Six Players With	1
1990	Todd Washington	3
1989	Mike Kemp	3
1988	Anthony McIntosh	3
1987	Todd Freiwald	2
1986	Andy Titone	3
1985	Three Players With	3
1984	Jimmy Walker	3
1983	Three Players With	2
1982	Blake Hippenstiel	4
1981	Jim Rice	4
1980	Barry Smith	2
1979	Tim Cox	3
1978	Walt Bellamy	2
1977	Glen Jones & Dale Ogg	3
1976	Four Players With	3
1975	Eric Radford	3
1974	Terry White	4

Passes Intercepted

2010	G. Walker & T. Watkins	2
2009	Four Players with	1
2008	B. Allen & J. Rochester	2
2007	K. Taylor & B. Youngblood	1
2006	C. Kelly & J. Walton	3
2005	Four Players with	2
2004	J. Huggard & J. Walton	2
2003	Musa Sarki	5
2002	Musa Sarki	6
2001	DeAngello Plather	3
2000	Richard Holland	3
1999	R. Holland & D. Mubangu	2
1998	John Herrin	3
1997	Four players with	1
1996	Demond Ferebee	5
1995	K. Cook & T. Williams	2
1994	Torre Costin	3
1993	Kevin Reardon	3
1992	M. Morgan & T. Tucker	2
1991	Dewayne Arkadie	5
1990	Boo Lassiter	5
1989	Five Players with	1
1988	Three Players with	2
1987	Mike Mayo	5
1986	Mike Mayo	3
1985	Mike Mayo	7
1984	Scott Vaughn	3
1983	Frank Ladson	4
1982	F. Ladson & S. Umberger	7
1981	L. Dunnville & S. Umberger	4
1980	Les Dunnville	3
1979	Tim Cox	3
1978	Four Players with	2
1977	Tim Cox & Gary McNeal	3
1976	Bobby McQueen	4
1975	Bobby McQueen	5

The Keydets Year-By-Year

Year	Coach	Overall	Home	Away	Neutral	Points Scored	Points Against
1891	Walter Taylor	3-0-1	2-0-0	1-0-1	0-0	52	12
1892	No Coach	4-0-1	4-0-1	0-0	0-0	128	18
1893	No Coach	3-1-0	3-1-0	0-0	0-0	72	26
1894	No Coach	6-0-0	5-0-0	0-0	1-0-0	138	6
1895	G.W. Bryant	5-1-0	3-0-0	1-0-0	1-1-0	164	12
1896	G.W. Bryant	3-4-0	3-1-0	0-1-0	0-2-0	68	98
1897	R.N. Groner	3-2-0	2-0-0	1-1-0	0-1-0	76	6
1898	S.A. Boyle	4-2-0	3-0-0	1-1-0	0-1-0	110	41
1899	S.A. Boyle	1-0-0	1-0-0	0-0	0-0	39	0
1900	Sam Walker	4-1-2	2-0-2	1-0-0	1-1-0	86	16
1901	Sam Walker	4-3-0	3-0-0	1-1-0	0-2-0	199	61
1902	Sam Walker	3-3-1	3-0-1	0-1-0	0-2-0	99	90
1903	W.W. Roper	2-1-0	2-0-0	0-0	0-1-0	36	28
1904	W.W. Roper	3-5-0	3-2-0	0-2-0	0-1-0	70	70
1905	I.B. Johnson	2-5-1	2-2-1	0-1-0	0-2-0	40	103
1906	I.B. Johnson	4-4-0	4-2-0	0-2-0	0-0	68	49
1907	C.S. Roller, Jr.	5-3-0	5-0-0	0-1-0	0-2-0	282	50
1908	C.S. Roller, Jr.	3-2-0	3-1-0	0-0	0-1-0	120	20
1909	W.C. Gloth	4-3-0	3-1-0	0-1-0	1-1-0	59	51
1910	W.C. Gloth	3-3-1	3-0-1	0-3-0	0-0	69	48
1911	Alpha Brummage	7-1-0	5-0-0	0-1-0	2-0-0	203	27
1912	Alpha Brummage	7-1-0	4-1-0	3-0-0	0-0	163	36
1913	Henry G. Poague	7-1-2	6-0-1	0-1-0	1-0-1	197	54
1914	Frank H. Gorton	4-4-0	4-0-0	0-1-0	0-3-0	110	95
1915	Frank H. Gorton	6-2-1	5-0-0	0-1-0	1-1-1	103	102
1916	Frank H. Gorton	4-5-0	3-2-0	0-2-0	1-1-0	233	119
1917	Earl C. Abell	4-4-1	4-0-1	0-1-0	0-3-0	162	111
1918	Abell & Mose Goodman	1-3-0	1-0-0	0-2-0	0-1-0	25	60
1919	Red Fleming	6-2-0	2-0-0	1-1-0	3-1-0	121	45
1920	Blandy Clarkson	9-0-0	3-0-0	3-0-0	3-0-0	431	20
1921	Blandy Clarkson	3-5-1	3-1-0	0-2-1	0-2-0	107	102
1922	Blandy Clarkson	7-2-0	3-0-0	3-0-0	1-2-0	291	23
1923	Blandy Clarkson	9-1-0	5-0-0	2-1-0	2-0-0	224	23
1924	Blandy Clarkson	6-3-1	4-0-0	1-3-0	1-0-1	152	29
1925	Blandy Clarkson	6-4-0	4-0-0	0-2-0	2-2-0	169	108
1926	Blandy Clarkson	5-5-0	2-2-0	0-2-0	3-1-0	80	98
1927	W.C. Raftery	6-4-0	4-0-0	1-2-0	1-2-0	144	64
1928	W.C. Raftery	5-3-2	4-1-1	0-1-0	1-1-1	95	75
1929	W.C. Raftery	8-2-0	3-1-0	2-1-0	3-0-0	155	61
1930	W.C. Raftery	3-6-0	3-2-0	0-2-0	0-2-0	30	122
1931	W.C. Raftery	3-6-1	1-2-1	1-2-0	1-2-0	82	123
1932	W.C. Raftery	2-8-0	2-3-0	0-2-0	0-3-0	44	166
1933	W.C. Raftery	2-7-1	1-1-0	1-4-0	0-2-1	44	170
1934	W.C. Raftery	1-8-0	0-2-0	0-5-0	1-1-0	51	190
1935	W.C. Raftery	2-7-1	0-4-0	1-2-1	1-1-0	63	157
1936	W.C. Raftery	6-4-0	3-0-0	3-3-0	0-1-0	122	140
1937	Allison T. Hubert	5-5-0	2-3-0	2-1-0	1-1-0	134	94
1938	Allison T. Hubert	6-1-4	3-0-1	3-1-1	0-0-2	159	86
1939	Allison T. Hubert	6-3-1	2-1-0	1-2-1	3-0-0	125	100
1940	Allison T. Hubert	7-2-1	3-0-1	2-2-0	2-0-0	127	62
1941	Allison T. Hubert	4-6-0	0-1-0	2-4-0	2-1-0	134	173
1942	Allison T. Hubert	3-5-1	1-0-0	2-2-0	0-3-1	111	130
1943	Allison T. Hubert	2-6-0	1-1-0	0-3-0	1-2-0	46	183
1944	Allison T. Hubert	1-8-0	0-2-0	1-2-0	0-4-0	65	231
1945	Allison T. Hubert	5-4-0	3-1-0	1-2-0	1-1-0	155	138
1946	Allison T. Hubert	4-5-1	3-0-0	1-3-1	0-2-0	122	188
1947	A.W. Morton	3-5-1	2-1-0	0-4-1	1-0-0	120	152
1948	A.W. Morton	6-3-0	3-0-0	2-2-0	1-1-0	183	116
1949	Thomas N. Nugent	3-5-1	1-1-0	0-3-0	2-1-1	157	207
1950	Thomas N. Nugent	6-4-0	1-1-0	3-3-0	2-0-0	189	166
1951	Thomas N. Nugent	7-3-0	2-0-0	4-3-0	1-0-0	227	162
1952	Thomas N. Nugent	3-6-1	2-0-0	1-2-1	0-4-0	165	279
1953	John McKenna	5-5-0	1-1-0	2-4-0	2-0-0	174	196
1954	John McKenna	4-6-0	1-1-0	2-2-0	1-3-0	132	223
1955	John McKenna	1-9-0	0-2-0	1-4-0	0-3-0	85	259
1956	John McKenna	3-6-1	0-1-0	2-4-1	1-1-0	167	220
1957	John McKenna	9-0-1	2-0-0	5-0-1	2-0-0	201	101
1958	John McKenna	6-2-2	2-0-0	3-1-0	1-1-2	214	99
1959	John McKenna	8-1-1	2-0-0	3-1-0	3-0-1	243	93
1960	John McKenna	7-2-1	2-0-0	5-1-1	0-1-0	218	135

2011 VMI Football Post-Spring Prospectus

Year	Coach	Overall	Home	Away	Neutral	Points Scored	Points Against
1961	John McKenna	6-4-0	0-1-0	5-2-0	1-1-0	134	105
1962	John McKenna	6-4-0	2-0-0	2-4-0	2-0-0	119	119
1963	John McKenna	3-5-2	2-0-0	1-2-2	0-3-0	140	134
1964	John McKenna	1-9-0	1-1-0	0-6-0	0-2-0	123	200
1965	John McKenna	3-7-0	2-0-0	1-6-0	0-1-0	121	200
1966	Vito Ragazzo	2-8-0	0-2-0	2-4-0	0-2-0	129	305
1967	Vito Ragazzo	6-4-0	2-1-0	2-2-0	2-1-0	205	195
1968	Vito Ragazzo	1-9-0	0-2-0	1-5-0	0-2-0	90	290
1969	Vito Ragazzo	0-10-0	0-2-0	0-6-0	0-2-0	78	409
1970	Vito Ragazzo	1-10-0	1-2-0	0-7-0	0-1-0	120	451
1971	Bob Thalman	1-10-0	1-2-0	0-7-0	0-1-0	78	257
1972	Bob Thalman	2-9-0	1-3-0	1-6-0	0-0	150	299
1973	Bob Thalman	3-8-0	2-1-0	1-7-0	0-0	118	316
1974	Bob Thalman	7-4-0	4-0-0	2-4-0	1-0-0	212	175
1975	Bob Thalman	3-8-0	1-3-0	2-4-0	0-1-0	162	187
1976	Bob Thalman	5-5-0	2-2-0	2-2-0	1-1-0	138	206
1977	Bob Thalman	7-4-0	5-0-0	2-4-0	0-0	223	155
1978	Bob Thalman	3-8-0	1-4-0	1-4-0	1-0-0	114	227
1979	Bob Thalman	6-4-1	4-1-1	2-3-0	0-0	158	210
1980	Bob Thalman	3-7-1	1-2-1	2-4-0	0-1-0	142	242
1981	Bob Thalman	6-3-1	2-2-0	3-1-1	1-0-0	165	156
1982	Bob Thalman	5-6-0	3-1-0	1-4-0	1-1-0	221	180
1983	Bob Thalman	2-9-0	2-4-0	0-5-0	0-0	100	339
1984	Bob Thalman	1-9-0	1-3-0	0-5-0	0-1	121	320
1985	Eddie Williamson	3-7-1	3-1-1	0-6-0	0-0	189	333
1986	Eddie Williamson	1-10-0	0-4-0	1-6-0	0-0	138	370
1987	Eddie Williamson	4-7-0	3-2-0	1-4-0	0-1-0	118	235
1988	Eddie Williamson	2-9-0	2-3-0	0-5-0	0-1-0	152	298
1989	Jim Shuck	2-8-1	2-3-0	0-5-1	0-0	151	307
1990	Jim Shuck	4-7-0	3-2-0	1-4-0	0-1-0	251	346
1991	Jim Shuck	4-7-0	3-2-0	1-4-0	0-1-0	243	373
1992	Jim Shuck	3-8-0	3-2-0	0-5-0	0-1-0	245	315
1993	Jim Shuck	1-10-0	1-3-0	0-6-0	0-1-0	139	396
1994	Bill Stewart	1-10-0	0-5-0	1-4-0	0-1-0	153	437
1995	Bill Stewart	4-7-0	3-2-0	1-4-0	0-1-0	269	350
1996	Bill Stewart	3-8-0	2-3-0	1-5-0	0-0	189	296
1997	Ted Cain	0-11-0	0-5-0	0-6-0	0-0	93	384
1998	Ted Cain	1-9-0	1-4-0	0-5-0	0-0	137	432
1998	Donny White*	0-1-0	0-1-0	0-0	0-0	10	36
1999	Cal McCombs	1-10-0	1-5-0	0-5-0	0-0	77	400
2000	Cal McCombs	2-9-0	2-4-0	0-5-0	0-0	227	434
2001	Cal McCombs	1-10-0	1-5-0	0-5-0	0-0	164	446
2002	Cal McCombs	6-6-0	3-2-0	2-4-0	1-0-0	314	415
2003	Cal McCombs	6-6-0	4-2-0	2-3-0	0-1-0	359	257
2004	Cal McCombs	0-11-0	0-5-0	0-6-0	0-0	137	327
2005	Cal McCombs	3-8-0	2-4-0	1-4-0	0-0	230	319
2006	Jim Reid	1-10-0	1-3-0	0-7-0	0-0	199	433
2007	Jim Reid	2-9-0	1-5-0	1-4-0	0-0	267	461
2008	Sparky Woods	4-7-0	4-2-0	0-5-0	0-0	378	369
2009	Sparky Woods	2-9-0	1-4-0	1-5-0	0-0	225	338
2010	Sparky Woods	3-8-0	2-2-0	1-7-0	0-0	174	311
All-Time Totals		459-629-42	265-174-15	124-342-15	70-109-12	17,725	21,649

COACHING RECORDS

Name	Seasons	Years	Overall	Pct.	Home	Away	Neutral	Name	Seasons	Years	Overall	Pct.	Home	Away	Neutral
Walter Taylor	1	1891	3-0-1	.875	2-0	1-0-1	0-0	Allison T. Hubert	10	1937-46	43-45-8	.490	18-9-2	15-22-3	10-14-3
G.W. Bryant	2	1895-96	8-5	.615	6-1	1-1	1-3	A.W. Morton	2	1947-48	9-8-1	.528	5-1	2-6-1	2-1
R.N. Groner	1	1897	3-2	.600	2-0	1-1	0-1	Thomas N. Nugent	4	1949-52	19-18-2	.513	6-2	8-11-1	5-5-1
S.A. Boyle	2	1898-99	5-2	.714	4-0	1-1	0-1	John McKenna	13	1953-65	62-60-8	.508	17-7	32-37-5	13-16-3
Sam Walker	3	1900-02	11-7-3	.595	8-0-3	2-2	1-5	Vito Ragazzo	5	1966-70	10-41	.196	3-9	5-24	2-8
W.W. Roper	2	1903-04	5-6	.455	5-2	0-2	0-2	Bob Thalman	14	1971-84	54-94-3	.368	30-27-2	19-61-1	5-6
I.B. Johnson	2	1905-06	6-9-1	.406	6-4-1	0-3	0-2	Eddie Williamson	4	1985-88	10-33-1	.239	5-10-1	2-21	0-2
C.S. Roller, Jr.	2	1907-08	8-5	.615	8-1	0-1	0-3	Jim Shuck	5	1989-93	14-40-1	.264	12-12	2-24-1	0-4
W.C. Gloth	2	1909-10	7-6-1	.536	6-1-1	0-4	1-1	Bill Stewart	3	1994-96	8-25	.242	5-10	3-13	0-2
Alpha Brummage	2	1911-12	14-2	.875	9-1	3-1	2-0	Ted Cain	2	1997-98	1-20	.048	1-9	0-11	0-0
Henry G. Poague	1	1913	7-1-2	.800	6-0-1	0-1	1-0-1	Cal McCombs	7	1999-05	19-60	.241	13-27	5-32	1-1
Frank H. Gorton	3	1914-16	14-11-1	.558	12-2	0-4	2-5-1	Jim Reid	2	2006-07	3-19	.136	2-8	0-12	0-0
Earl C. Abell	1	1917	4-4-1	.500	4-0-1	0-1	0-3	Sparky Woods	3	2008-10	9-24	.273	7-8	2-17	0-0
Abell & M. Goodman	1	1918	1-3	.250	1-0	0-2	0-1								
Red Fleming	1	1919	6-2	.750	2-0	1-1	3-1								
Blandy Clarkson	7	1920-26	45-20-2	.687	24-4	9-10-1	12-6-1								
W.C. Raftery	10	1927-36	38-55-5	.413	21-16-2	9-24-1	8-15-2								


*Athletic Director Donny White coached the final game of the 1998 season vs. The Citadel (L, 36-10), on an interim basis.

Alumni Memorial Field Records

Best Home Season:	5-0, 1977
Most Points Scored by a Team:	70, The Citadel vs. VMI, Nov. 17, 2007
Biggest Combined Score:	107, VMI 52 vs. Gardner-Webb 55, 3 OT, Oct. 22, 2005
Lowest Combined Score:	3, VMI vs. Richmond (0-3), Sept. 30, 1967
Longest Run From Scrimmage:	98, Granville Amos (VMI), vs. William & Mary, Sept. 19, 1964
Longest Pass Completion:	94, Mike Pusey - Gerald Harp (Western Carolina), Oct. 28, 1978
Longest Interception Return:	90, Robert Mason (VMI) vs. Lehigh, Sept. 24, 2005
Longest Kickoff Return:	100 yds., Reggie Evans (Richmond), Sept. 15, 1979
.....	Richard Holland (VMI) vs. Furman, Sept. 23, 2000
Longest Punt Return:	89, Ricardo Clark (Marshall) Oct. 27, 1990
Longest Punt:	77, Joe Agee (William & Mary), Nov. 8, 1985
Most Field Goals:	5, Craig Jones (VMI), vs. William & Mary, Sept. 10, 1977
Longest Field Goal:	53, Barrett Way (VMI), vs. Liberty, Nov. 6, 2004
Most Individual Yards Rushing:	277, Thomas Haskins (VMI) vs. The Citadel, Nov. 16, 1996
Most Individual Yards Passing:	422, Dave Brown (VMI), vs. Appalachian State, Nov. 15, 1986
Most Individual Yards Receiving:	240, David Conklin (William & Mary), Sept. 13, 1997
Most Individual Yards, Total Offense:	426, Ryan Alexander (Davidson), Sept. 2, 2006
Most Individual Receptions:	11, Kwento Ikwuezunma (Chattanooga), Oct. 13, 2001
.....	Aryvea Holmes (Samford), Nov. 17, 2001
.....	James Perry (Gardner-Webb), Oct. 3, 2009
.....	Stephan Towns (Stony Brook), Oct. 17, 2009
Most Passes Intercepted (Individual):	3, Marcus Johnson (The Citadel), Nov. 14, 1998
.....	Jim King (The Citadel), Oct. 22, 1970
.....	Kenny Booker (UT-Chattanooga), Oct. 20, 1984
Most Team Yards Rushing:	539, Georgia Southern vs. VMI, Oct. 2, 1999
Fewest Team Yards Rushing:	-4, Saint Francis, Sept. 6, 2008
Most Team Yards Passing:	498, William and Mary vs. VMI, Sept. 13, 1997
Fewest Team Yards Passing:	0, VMI vs. Richmond, Oct. 4, 2008
Most Team Total Offense:	688, UT-Chattanooga, Oct. 11, 1980
Most Combined Total Offense:	1138, VMI (648) vs. Presbyterian (490), Nov. 22, 2008
Most First Downs:	36, William & Mary, Oct. 12, 1991
Most Yards Penalized:	217, Richmond, Oct. 29, 1983
Most Passes Intercepted (Team):	6, Navy, Sept. 15, 1973
Most Fumbles Lost:	5, Appalachian State, Sept. 18, 1976 & Furman, Sept. 14, 1974
Largest Crowd:	10,000, VMI vs. Navy, Sept. 15, 1973
Smallest Crowd:	2,400, VMI vs. Davidson, Oct. 31, 1970



Dave Brown threw for 422 yards against Appalachian State on November 15, 1986.



Craig Jones kicked an Alumni Memorial Field record five field goals against William & Mary in 1977.

Honors & Awards

Henry Fairfax Ayers '06 Medal

(Given to the Most Valuable Player)

1971 - George Ramsey, III
 1972 - Mac Bowman
 1973 - Eugene Williams
 1974 - Andy Dearman, III
 1975 - Ronnie Moore
 1976 - Kim Glidewell & John Willison, Jr.
 1977 - Glen Jones
 1978 - Robby Clark & Dale Ogg
 1979 - Walt Bellamy & Jeff Morgan
 1980 - Butch Hostetter
 1981 - Floyd Allen
 1982 - Melvin Rucker
 1983 - Anthony Agostinelli
 1984 - Mike Wooten
 1985 - Al Comer
 1986 - Keith Washington
 1987 - Dan Young
 1988 - Mark Stock
 1989 - Charles Plageman
 1990 - Wayne Purcell
 1991 - Dwayne Ross
 1992 - Kelly Holbert
 1993 - Kevin Reardon
 1998 - Andre Curtis
 1999 - Stillman Clark
 2000 - Richard Holland
 2001 - Chris Walsh
 2002 - Joey Gibson
 2003 - Derik Screen
 2004 - Robert Mason
 2005 - Robert Mason
 2006 - Sean Mizzer
 2007 - Tim Maypray
 2008 - Tim Maypray

Harry G. Lee '47

12th Man Award

1989 - Frank Wilder
 1990 - Alvin Schmidt
 1991 - Matt Ankrum
 1992 - Brian Gliba

J. Smith Ferebee '27 Coaches' Award

1989 - Mark Cager
 1990 - Turner Mebane
 1991 - Mike Perfetti
 1992 - Brian Jordan
 2005 - Travis Ludden
 2006 - Jonathan Wilson

Academic All-American

1976 - Bob Bookmiller (2nd Team)
 1978 - *Bob Bookmiller (2nd Team)
 - Craig Jones (1st Team)
 1979 - *Craig Jones (1st Team)
 1983 - David Twillie (2nd Team)
 1984 - David Twillie (1st Team)
 1986 - Dan Young (1st Team)
 1987 - Dan Young (2nd Team)
 1988 - Anthony McIntosh (1st Team)
 *Recipient NCAA Postgraduate scholarship

Dr. Martin D. Delaney, Jr. '28

Award

(Originally begun as the Award of Honor, it is now given to the Most Improved Football Player.)

1958 - John Engels
 1959 - Marty Caples
 1960 - Not Awarded
 1961 - Dewitt Worrell
 1962 - Not Awarded
 1963 - Not Awarded
 1964 - Richard Phillips
 1965 - Unknown
 1966 - James B. Clarke
 1967-70 - Not Awarded
 1971 - Tom Napier and Walt Chalkley
 1972 - Blake Thomas
 1973 - Cliff Biram
 1974 - Ron Bongiovanni
 1975 - Ray Brooks
 1976 - Ralph George
 1977 - Jim Reynolds
 1978 - Allan Soltis
 1979 - Rick Gilbert
 1980 - Jeff White
 1981 - Ozzie Belcher
 1982 - Dan Martin
 1983 - Frank Ladson
 1984 - Neil Lowenstein
 1985 - Kevin Washington
 1986 - Erich Diehl
 1987 - Phil Riggleman
 1988 - John Adametz
 1989 - Tony Douglas
 1990 - Chris Witts
 1991 - Andy Andrews
 1992 - Robert Gay
 1993 - Robert Gay
 1998 - Darius Parker
 1999 - Matt Kluk
 2000 - Bryan Rodriguez
 2001 - Michael Kirk
 2002 - Musa Sarki
 2003 - Jonathan Wilson
 2004 - Kirk Monteleone
 2005 - Mike Maleski
 2006 - Jeff Marcey
 2007 - George Handler
 2008 - Zach Collins

National Football Foundation

Scholar-Athletes

1978 - Bob Bookmiller
 1979 - Craig Jones
 1982 - Teddy Gottwald
 1984 - David Twillie
 1987 - Dan Young
 1988 - Anthony McIntosh
 1989 - Charles Plageman

Keydets in the NFL

Sam Horner - Washington Redskins (1960-61), New York Giants (1962-63)
Pete Johnson - Chicago Bears (1959)
Joe Muha - Philadelphia Eagles (1946-50)
Bosh Pritchard - Philadelphia Eagles (1942, 1946-51), New York Giants (1951)
Vince Ragunas - Pittsburgh Steelers (1949)
Ray Reutt - Pittsburgh-Philadelphia Steagles (1943)
Mark Stock - Pittsburgh Steelers (1989), Washington Redskins (1993 & 1994) & Indianapolis Colts (1996)
Bobby Thomason - Los Angeles Rams (1949), Green Bay Packers (1951), Philadelphia Eagles (1952-57)
Mike Wooten - Washington Redskins (1987)

Keydets in the CFL

Thomas Haskins - Montreal Alouettes (1997-2002)
Tim Maypray - Montreal Alouettes (2010)

Keydets in Post-Season Play

Floyd Allen, Senior Bowl (1982)
 Lorenzo Carpenter, All-America Classic (1992)
 Andy Dearman, All-American Bowl (1975)
 Howard Dyer, Senior Bowl (1961) & All-American Bowl (1961)
 Jay Grumbling, Blue-Gray (1951)
 Weir Goodwin, Blue-Gray (1951)
 Sam Horner, Blue-Gray (1960)
 Jack Hutchinson, Blue-Gray (1948)
 Craig Jones, Hula Bowl (1980)
 Jim McFalls, Senior Bowl (1959)
 Joe Muha, Blue-Gray (1942)
 Bosh Pritchard, Blue-Gray (1941)
 Mark Stock, East-West Shrine (1989) & Senior Bowl (1989)
 Paul Shu, Blue-Gray (1939)
 Joe Stump, Blue-Gray (1948)
 Bobby Thomason, Blue-Gray (1948)
 Cameron Thompson, Blue-Gray (1948)
 Gene Williams, All-American Bowl (1974)
 John Willison, All-American Bowl (1977)

Note: Some team awards were not given from 1994-98.

Lettermen (1950-2010)

A-A-A-A

Howard Abegesah, 2006-09
 Jerry Acuff, 1969-70
 John Adametz, 1986-88
 Joe Adeb, 1950
 Anthony Agostinelli, 1980-83
 Jeff Akers, 1997, 1999
 Damiso Alexander, 2007-10
 Byron Allen, 2008-10
 Floyd Allen, 1978-81
 Terrell Allen, 2005-06
 Will Alley, 1998-2000
 Mike Alston, 1976-79
 Kellam Ames, 1984
 Granville Amos, 1962-64
 Rudy Amos, 1961-62
 Bill Anderson, 1952
 Mel Anderson, 1958
 Marlon Anderson, 1992-95
 Ryan Anderson, 2005
 Andy Andrews, 1989-91
 Mike Andriunas, 2001
 Fred Anson, 1950
 Leslie Apedoe, 1999
 Robbie Appell, 2005-06
 Frank Arbruzzese, 1966
 Dewayne Arkadie, 1989-93
 Butch Armstead, 1959-61
 Jason Armstead, 1998-2001
 Greg Arnett, 1974-77
 Joe Arnold, 1973-76
 Keashawn Artis, 2005-07
 Bill Ator, 1988-89
 Mark Austin, 1995
 Jeff Ax, 1985

B-B-B-B

Steve Bader, 1981
 Brett Badgett, 1994
 Lee Badgett, 1958-60
 Bill Bailey, 1974
 Jim Bailey, 1969-71
 Rob Bailey, 2008-10
 Barry Baker, 1973
 Jack Baker, 1994
 Curt Baldwin, 1986
 Todd Baldwin, 2002-05
 Bob Ball, 1970-72
 Barry Ballard, 1981
 Steve Ballowe, 1969
 John Bangle, 1979
 Fred Barber, 1993
 Keith Barber, 1976-77
 Keith Barfield, 1973
 Furnace Barnes, 2005
 Lee Barnes, 1966-68
 Jeff Barnes, 1987-89
 Marcus Barnes, 2002-05
 Jason Barnett, 1992-93
 Bryan Barnson, 2007-10
 Chris Barnwell, 1988
 William Barringer, 1989
 Alton Barrow, 2006-07
 Brent Barth, 1999-2002
 Don Basham, 1956
 Stan Bass, 1981-82
 Richard Bates, 1977-78
 Terry Batts, 1992
 Tom Baur, 1972
 Truman Baxter, 1957-58
 Bill Beale, 1988, 1990
 Chuck Beale, 1961-63
 Jabarr Bean, 1994-97
 Jack Beason, 1995-96
 Greg Beck, 1976-77
 Austin Beckham, 1978-81
 Foster Beeker, 1996
 Bob Beerbower, 1971
 Vern Beitzel, 1970-71
 John Bell, 1999-2002
 Willie Bell, 2005-06
 Mike Bellamy, 1977-79
 Walt Bellamy, 1977-79
 Joe Benda, 1977-78
 Charles Bennett, 1996-98
 Jeff Berkley, 1994
 Kirby Bernick, 1950
 Bob Biddle, 1966-68
 Cliff Biram, 1972-73
 Rick Biram, 1973
 Charlie Bishop, 1966-67
 Brandon Bissell, 1995-97
 Bill Black, 1961-63
 Mark Black, 1985
 Eddie Blair, 1969-71
 Ozzie Blecher, 1981
 Aaron Blue, 2008-10
 Andy Boardman, 1976
 James Boatright, 2007-10
 Larry Boese, 1964-65
 Bill Boland, 1970-71
 Clinton Bond, 1998

Ron Bongiovanni, 1972-74
 Tommy Bonnett, 1950-52
 Bob Bookmiller, 1976-78
 Ross Booth, 1998-99, 2001, 2004
 Mark Bornhorst, 1982-84
 Jerry Borst, 1955-58
 Julian Bowers, 2008-10
 Mac Bowman, 1970-72
 William Bowman, 1984
 A.S. Boxley, 1951, 1953
 John Boyd, 1961-62
 Tom Boyer, 1996-99
 Danny Bradach, 1973-76
 Mike Bradley, 1999-2002
 Art Brandriff, 1957-58
 Ben Brandt, 2007-10
 Adam Brankamp, 2000-01, 2004
 Fritz Braunlich, 1986
 Keith Braxton, 1993-996
 David Brazier, 1989
 James Breckinridge, 1964-66
 Steve Breeding, 1969-71
 Shawn Breen, 1999
 Bill Brehaney, 1951-52
 Trent Bridges, 1983-86
 Jason Brinkmoeller, 2002
 Mark Bristol, 1985-87
 Jay Brock, 1982
 Cabell Brockman, 1997-98
 Hal Brodie, 1971-72
 George Brooks, 1970-72
 Ray Brooks, 1973-75
 Travis Brooks, 1998
 Jamie Browder, 1965
 Dave Brown, 1986-88
 Frank Brown, 1980
 Jeff Brown, 1984
 Jim Brown, 1975
 J.R. Brown, 1997
 Marcus Brown, 2004-07
 Rick Brown, 1989
 Robert Brown, 2004-07
 Sam Brown, 2000-03
 Steve Brown, 1999-2000
 Tony Browne, 1998-2001
 Henry Bruno, 1971
 William Brunt, 1966
 John Buchanan, 1994
 John Budde, 1978-80
 Glen Buck, 1989
 David Budlong, 1995-98
 Chris Burn, 1986-87
 Zohn Burden, 2002-05
 Jim Burg, 1965-67
 Robert Burns, 1984-86
 Keith Burwell, 1992-93
 Jeff Burris, 1996-98
 Joe Bush, 1962-64
 Ashley Butler, 1969
 Charlie Byrd, 1951-54
 Jimmy Byron, 1952

C-C-C-C

Alonzo Cabell, 1990-92
 Mark Cager, 1986-89
 Don Caldwell, 1979
 Emilio Calvin, 2008-10
 Randy Campbell, 1959-61
 Tom Campbell, 1967-69
 John Candler, 1959-61
 Martin Canles, 1958-60
 Thomas Carboni, 1981-83
 Skip Carleton, 1999-2002
 Greg Carlson, 2001-02
 Paul Carlton, 1950-52
 Lorenzo Carpenter, 1989-92
 Ward Carr, 1968
 Al Carter, 1988, 90
 Brett Carter, 1988
 Linwood Carter, 1965
 Scott Carter, 1981, 83
 Troy Carter, 1952-53
 Hunt Cary, 1991-92
 Jon Casarotti, 1990-91
 David Casteel, 2000-02
 Ryan Cates, 1998-2001
 Christopher Caudill, 1982
 John Caulfield, 1970
 Gene Cauthen, 1998-2001
 Chip Chace, 2005
 Walt Chalkley, 1971
 Bruce Chambers, 1970-72
 John Chapla, 1965-66
 Shawn Chapman, 2010
 Justin Chatney, 2006
 Robbie Chenault, 1997-99
 John Chicoli, 1986
 John Chisholm, 2000
 Cale Christensen, 1994-97
 George Chumbley, 1950-52
 Eric Church, 2008-10
 Chris Clark, 1984-87

Jeff Clark, 1992
 Jordan Clark, 1994, 1996-98
 Melvin Clark, 1973
 Robby Clark, 1975-78
 Robert Clark, 1990-93
 Stillman Clark, 1999-2000
 Troy Clark, 1985-87
 James Clarke, 1966
 Phil Clayton, 1970
 Adrian Cmeker, 2002-04
 Barry Coceano, 1981-83
 Jerry Codutti, 1972-75
 Clifton Coger, 1984-86
 Bernie Colacicco, 1983, 1985
 Charlie Cole, 1961-63
 Mike Cole, 1971-73
 Adam Comer, 1983-85
 Jimmy Cole, 1950
 Matt Coley, 1994-97
 Jud Collier, 1969
 Nick Collins, 1976-78
 Ray Collins, 1952, 1954
 Robert Collins, 2010
 Zach Collins, 2006-09
 Lucas Combs, 2007
 Alvin Comer, 1983-85
 Mike Conaway, 1973, 1976
 Steve Conlan, 1970
 Ian Connor, 1989
 Tony Conques, 1971
 Mark Conway, 1969-70
 James Cook, 1982
 Kelly Cook, 1994-97
 Michael Cook, 1983
 Bobby Cooper, 1954
 Bob Coptoy, 1967-68
 Tim Cordle, 1978
 William Corn, 1980-82
 Alex Correll, 2002-04
 Joe Corsaro, 1977-78
 Torre Costin, 1994
 Ben Cottrell, 1980
 Charles Coulson, 1951
 Scott Council, 1988-91
 Craig Cox, 1976-79
 Tim Cox, 1977-79
 Monty Craft, 1989
 Bruce Crawford, 1972-72
 Travis Crittenden, 2002
 John Cross, 1991-93
 Jason Crowder, 1994-97
 Edwin Cruz, 2008
 Donnie Cumberland, 1973
 Don Cupit, 1969-70
 Tom Curran, 1995-97
 Andre Curtis, 1995-98
 Jack Curtis, 2007, 09
 Bill Currence, 1964
 Gene Cury, 1952

D-D-D-D

Kevin Daigh, 1969-71
 Bobby Dale, 1956-58
 Bryan Dalton, 1998
 Jim Daly, 1983-85
 Tom Daniel, 1958-59
 Sam Daniels, 1993-94
 David Darden, 1988
 Louis Darden, 1978-80
 Eric Davidson, 1989-90
 Bill Davis, 1961-63
 Chip Davis, 1974, 1976
 Conrad Davis, 1961-63
 Craig Davis, 1989
 James Davis, 1989-90
 Joey Davis, 1991
 Robert Davis, 1984-85
 Benny Day, 1956-57
 Chip DeCarri, 1975-76
 Bruce DeGroot, 1972
 Frank DeLaine, 1973-75
 Andy Dearman, 1972-74
 Daryl Deke, 1981
 Cal Depew, 1968
 DJ Derenzo, 1986
 Bill Dermott, 1965
 John Devlin, 1991-94
 John Dick, 1973
 Erich Diehl, 1985-87
 Chuck Dinger, 1950-52
 Justin Dixon, 1995-97
 John Dodge, 1981
 Pat Donahue, 1984
 Tom Dooley, 1955
 Chris Doss, 1991-93
 Justin Douglas, 1996-98
 Tony Douglas, 1988-1990
 Matt Dowler, 2002-05
 Lou Drake, 1953
 Robert Draper, 1985
 Peter Dreisbach, 2003
 Steve Dudek, 1992-93

Mike Dugan, 1971-72
 Tom Dumouchelle, 1988
 Brian Duncan, 2003-05
 Ed Duncan, 1960
 J.R. Dunkley, 1960-61
 Leslie Dunnville, 1979-81
 Andrew Dunnington, 1992-94
 Wyatt Durette, 1959-60
 John Durst, 1969-71
 Walt Duryea, 1963
 Howard Dyer, 1958-60

E-E-E-E

Tommy Earle, 1977-79
 Frank Easterly, 1966-68
 Kris Edelman, 1991-92
 Mike Eden, 1978-81
 Heath Edmiston, 1994-97
 Mike Edwards, 1993-95
 Jerry Eggleston, 1950
 Claud Eley, 1950-51
 Greg Ellen, 1994-97
 Hill Ellett, 1964-66
 David Ellington, 1969-70
 Frank Ellis, 2007-08
 Billy Elmore, 1955-56
 John Engels, 1956-58
 Eric Enslay, 1993
 Greg Enterline, 1982-84
 Bobby Epps, 2008
 Dick Evans, 1957-59
 Nick Evanushik, 1955-57
 Chi Chi Ezekwe, 2006-07

F-F-F-F

Jon Fabyonic, 1992-94
 John Falzone, 1965-66
 Lou Farmer, 1955-56
 Tony Farry, 1972-74
 Josh Favaro, 2007-10
 Martin Fedenko, 1977-79
 Greg Fedor, 1997-2000
 Neal Felty, 1983-84
 Dick Fencel, 1953-54
 Demond Ferebee, 1993-94, 96
 Tom Ferguson, 1974-77
 Douglas Felvey, 1950, 1952
 Doug Finlayson, 1970
 Al Florini, 1963
 Martin Fisher, 1957
 Rusty Fitzgerald, 1963-65
 Jason Fletcher, 1996
 W.F. Flood, 1970
 Raymond Flowers, 1989-92
 Mike Foesch, 1990-91
 Mike Foley, 1951-54
 Wade Foltz, 1979-81
 Lee Foresman, 1976
 Jimmy Foster, 1955
 Wes Foster, 1955
 Andy Fox, 1996-97
 John Fox, 2003-05
 Vicheal Foxx, 2002-03, 2005
 Paul Frait, 1968-70
 Joe France, 1987
 John Frankeberger, 1950-51
 Bob Franks, 1971-73
 Mike Freeman, 1975-77
 Todd Freiwald, 1985-87
 Tim Fricke, 1998, 2000
 Dan Friez, 1979-80
 Brian Froehlich, 1990, 1992-93
 Terry Frost, 1997-2000
 Bill Fuller, 1986
 Keith Fuller, 1991
 Glen Furr, 1972-74

G-G-G-G

Pedro Garcia, 1998-99, 2001-02
 Johnny Garnett, 1974-77
 Jay Garrett, 1998-2000
 Robert Gay, 1992-93
 Tony Gentile, 1966-68
 Ralph George, 1973-76
 Andre Gibson, 1975-77
 Joey Gibson, 1999-2002
 Johnny Gilbert, 1952
 Rick Gilbert, 1978-79
 Don Giles, 1962-63
 Jim Sam Gillespie, 1957-58
 Jim Sam Gillespie III, 1992
 Jeff Gillette, 1994
 Chris Gilliland, 2004-06
 Ed Glackin, 1973-76
 Chal Glenn, 1979
 Brian Gliiba, 1993-95
 Kim Glidewell, 1973-76
 Dutch Goddard, 1974-77
 Geoff Goff, 1991-94
 Terrell Golden, 2004-05
 Jose Gomez, 1977-78
 Tim Gompers, 1974-75, 1977

Steve Good, 1969
 Weir Goodwin, 1950-51
 Rick Goodwin, 2006-07
 Teddy Gottwald, 1979-82
 Andrew Gore, 2006-07
 Erwin Grabina, 1984
 Bill Graf, 1950
 Keith Graham, 1999-2002
 Bo Grant, 1974-76
 Mark Graybill, 1960-61
 Anthony Green, 1976, 1978
 Titus Green, 2001, 2003, 2005
 J.C. Gregory, 1986
 John Griffin, 1965, 1967-68
 Marcus Griffin, 1995
 Rick Griffith, 1969-70
 Bill Grigg, 1978, 1980-81
 Dan Griles, 1992-94
 A.J. Gross, 2008-10
 Jay Grumbling, 1950-51
 Marvin Gundy, 1993
 Bill Guy, 1952-53

H-H-H-H

Bob Habasevich, 1966-68
 Bill Haberlein, 1958-60
 Tracy Hairston, 2008-10
 Rusty Hale, 1989-91
 Eric Hall, 2003-06
 John Hall, 1970-72
 Mike Hall, 1979-81
 Tom Halliday, 1967, 1969
 Tony Hamilton, 1976-78
 Phil Hamric, 1959
 George Handler, 2006-09
 Chris Harper, 2010
 Steve Harrington, 1966-68
 Grant Harris, 2003-05
 Greg Harris, 1993-96
 Mike Harris, 1995-98
 Noel Harris, 1978
 Ryan Harris, 2004
 Eric Harrison, 1987-88, 1990
 James Harrison, 1983
 Eric Hart, 1962-64
 Leon Hartless, 1960
 Thomas Haskins, 1993-96
 Mike Hatfield, 1980
 Bruce Hauck, 1983
 Taylor Hay, 1950
 Wade Hawkins, 1987-90
 Mike Hayes, 1997
 Tim Hayes, 1988-89
 Daryl Haymon, 1999-2000
 Willard Hays, 1950
 Tom Hedge, 1950
 Stewart Heishman, 1984-85
 Mark Hennigan, 1989
 Gabe Hensley, 1999-2000
 Wayne Hepler, 1969-70
 Paul Hebert, 1965-67
 John Herrin, 1998
 Jack Herzog, 2003-06
 Jake Hickman, 1994-97
 Justin Hickman, 2008-09
 Jack Hill, 1950
 Ron Hill, 1993, 1995-97
 John Hince, 1966-67
 Doug Hines, 1973-75
 Blake Hippensteel, 1981-83
 Steven Hite, 2008-09
 John Hobbs, 1973-76
 Bob Hockley, 1967-69
 Bill Hoehl, 1960-61
 Chris Hoffman, 1990
 Kelly Holbert, 1990-92
 Christian Holland, 1951
 Richard Holland, 1997, 99-00
 Colby Hollingsworth, 2003-06
 Ray Holloway, 2004
 Rod Hollowell, 1960
 Avi Hopkins, 1995-97
 Sam Horner, 1957-59
 Butch Hostetter, 1977-80
 Charles Houk, 1995-97
 Tommy Howell, 1970
 Craig Howard, 1999-2001
 Jeff Hubbard, 1992-94
 Jim Hubbard, 1987-89
 Paul Hudson, 1950-51
 Justin Huggard, 2002-05
 Kyle Hughes, 2006-09
 Kamau Hull, 2001, 2003-05
 Michael Hulyo, 1981-84
 James Hummer, 2009
 Jay Hunt, 1997-98
 Scott Hunter, 1985
 Larry Hupertz, 1977-79
 Joe Hurlay, 1986-88
 Eric Hutchings, 1973-76
 Mike Hutchings, 2006
 Myles Hutchinson, 1951

I-I-I-I

Wilson Ileso, 2006
 George Ince, 1988-90
 Tom Inge, 1959
 Jim Ingram, 1970-71
 Mike Inteso, 1987
 Richard Irby, 1964, 1966
 Garland Isaacs, 1972, 1974
 Steve Isola, 1991
 Gabe Itoka, 2007-10
 Gordon Ivascu, 1980

J-J-J-J

Carl Jackson, 1978
 Darius Jackson, 1994, 1996-98
 Nathaniel Jackson, 2004-07
 P.J. Jackson, 1998-2000
 Oliver James, 1979-80
 Raleigh James, 1972
 Paul Janshego, 1954-55
 Greg Jarvis, 1987
 Tony Jaworski, 1970-71
 Rajah Jenkins, 2008
 Butch Jennings, 1990-91
 Mike Jesensky, 1979
 Thomas Jewett, 1980-82
 Andre Johnson, 1992-94
 Arturo Johnson, 1987
 Chris Johnson, 1986
 Christian Johnson, 2003-04
 Derrick Johnson, 1983-86
 Deshawn Johnson, 1994-96
 John Paul Johnson, 1955
 Kyle Johnson, 2006-08
 Marlon Johnson, 1995
 Michael Johnson, 2009-10
 Pete Johnson, 1956-58
 Spike Johnson, 1992-93
 William Johnson, 1973
 Curtis Johnston, 1980-81
 Donnie Johnston, 2002-04
 Duke Johnston, 1956-57
 Bob Jones, 1970
 Cameron Jones, 2008-10
 Charlie Jones, 2009-10
 Chaz Jones, 2008, 10
 Cory Jones, 1990
 Craig Jones, 1976-79
 Glenn Jones, 1974-77
 Hugh Jones, 1964-65
 Robby Jones, 1977-79
 Royce Jones, 1952-54
 Stephone Jones, 1983-85
 Stinson Jones, 1958-61
 Toby Jones, 1981-83
 Bobby Jordan, 1954-57
 Brian Jordan, 1990-92

K-K-K-K

Vic Kane, 1991-92
 Carl Kaske, 1956-58
 Rick Kastleberg, 1973
 Verne Keefer, 1956-58
 Frank Keeney, 2007
 Chris Keever, 1989-91
 John Keilty, 2007
 Jehan Keitt, 2003
 Christian Kelly, 2006-07
 Mike Kemp, 1987-89
 Yerry Kenneally, 1970
 Don Kern, 1959-60
 Rick Killmeyer, 1992-94
 Scott Kimball, 1983
 Mike Kimberly, 1989
 Randy Kinsey, 1970
 Robert Knislow, 1951
 Michael Kirk, 2000-03
 Ted Kirk, 1969-71
 Bill Kirkland, 1957-78
 Bruce Kitchen, 1979
 Karl Kinar, 1951-53
 Wes Kite, 2000, 2002
 Matthew Kluk, 1999-2002
 Don Komara, 1980-81
 Eric Kordenbrock, 2010
 Ken Kovac, 1986
 Travis Kraft, 1994
 Andy Kratt, 1996
 Jerry Kress, 1954
 Steve Krickovic, 1985-86
 Kerr Kump, 1967-68
 Tom Kurkoski, 1957-59

L-L-L-L

Bob LaPosta, 1965
 Frank Ladson, 1982-83
 Darian Lafferty, 1999-2001
 Jim Lambert, 1965
 Mark Lambert, 1975-77
 Pete Lampman, 1986-88
 Butch Land, 1962
 John Landry, 1970-72

2011 VMI Football Post-Spring Prospectus

Jack Lanford, 1950-52
 Jay Lasek, 1980-82
 Boo Lassiter, 1989-90
 John Lauerman, 1950
 Charlie Lavery, 1952-55
 Brad Lawrence, 1988
 Steve Lawrence, 1975
 David Lawson, 1993
 Mark Layne, 1978-80
 Carl LeBourdais, 1954-56
 Bill Leck, 1950
 Mike Ledford, 1992-93
 Jerry Ledlow, 1985
 Bob Lee, 1964
 John Lee, 1984
 Tommy Leemon, 1969
 Len Legum, 1959-61
 Rob Leighty, 1950-51
 Brian Lengvarsky, 1997-99
 Al Lester, 1994-97
 Bruce Leve, 1962
 Aaron Lewis, 2009-10
 Austin Lewis, 2009
 Cornell Lewis, 1995-97
 Charlie Liesfield, 2003-06
 Scott Lipscomb, 1980-83
 Tommy Lloyd, 2004-07
 Bob Lockridge, 1968-70
 Dickie Lockridge, 1979
 Jimmy Lofton, 1972-75
 John Long, 1981-84
 Chip Louthan, 1974
 Howie Lowden, 1994-96
 Jack Lowden, 1950
 Neil Lowenstein, 1982-84
 Will Lucas, 2010
 Travis Ludden, 2005-08
 John Ludt, 1967-69
 Allan Lunsford, 1989-90
 Frank Lumpkin, 1978
 Rick Lykins, 1970
 Dan Lyle, 1989-92
 Josh Lyles, 2001-04
 Terrell Lynch, 2009
 Dick Lyons, 1952, 1954-55

M-M-M-M-M

Travis Mabrey, 1987-89
 James MacDonald, 1950-51
 Gary Mackey, 1966-68
 Mike Maguigan, 1966, 1968
 Michael Mahoney, 1966
 Abey Malave-Lopez, 2000-02, 04
 Brian Malast, 2000, 2002-03
 Mike Maleski, 2002-05
 Jimmy Mallis, 1986
 Thomas Manning, 1984
 Cameron Manuel, 1979
 Johnny Mapp, 1951-53
 Jeff Marcey, 2006-07
 Ted Mariani, 1951-52
 Alvin Markhand, 1950-51
 Chuck Marks, 1967-68
 Miguel Marshall, 2010
 Dan Martin, 1980-82
 Dave Martin, 1955
 Curtis Mason, 1989-92
 Robert Mason, 2002-05
 Art Massaro, 1982-84
 Kevin Massenbun, 1982
 Bland Massie, 1976
 Gabe Mastrobuno, 1977-80
 Rick Mattis, 1987
 Rick Mattoso, 1995
 Lawrence Mauck, 1976
 Matt Maxey, 1999-2002
 Jonathan Mayo, 1992-94
 Mike Mayo, 1984-87
 Tim Maypray, 2006-09
 Pete Mazik, 1962-63
 Anthony Mazza, 1951
 Jim McCallum, 1952
 Chuck McCarthy, 1984
 Pat McCarthy, 1977-79
 Tom McCarthy, 1982-85
 Travis McDaniel, 1991-93
 Pat McDowell, 1997, 2000
 Jim McFalls, 1955-58
 Dick McFarlin, 1950
 Bill McGarrha, 1984, 86-87
 Matt McGonagle, 2004
 William McGowan, 1966
 Dan McGrew, 1988-88
 Anthony McIntosh, 1985-88
 Mark McIntyre, 1972-73
 Steve McKenna, 1976-77, 1979
 Patrick McKinney, 2006-09
 Harry McKnight, 1972-74
 Jeff McLean, 1976-78
 Mark McLean, 1977-78
 Chuck McLennan, 1955-56
 LaShae McMillan, 2004
 Bryant McMillian, 1991-92
 Terrence McMillian, 1988
 Richard McMinn, 1990
 Gary McNeal, 1955-56
 Bobby McQueen, 1973-76

Graham McPherson, 1995-98
 Chris Meacham, 1990-93
 Ricky Meach, 1987-88
 Turner Mebane, 1989-90
 Dennis Merklinger, 1960-61
 Ted Mervosh, 1964-66
 Matt Metheny, 1988-90
 Tom Mihalik, 1973-76
 Ned Mikula, 1968, 1970
 Dave Miles, 1973-75
 Bill Miller, 1952-55
 Brad Miller, 2003-04
 Scott Miller, 1969-70
 Malacki Mills, 1981-82
 John Milstead, 1990-92
 Nick Mims, 2006-08
 Marcus Mines, 1989-92
 Ryan Mingus, 2005, 2007
 Claiborne Minor, 1964-66
 Gil Minor, 1960-62
 Rick Minor, 1969
 Terry Minor, 1993-96
 Kirk Minton, 1973
 Aaron Mitchell, 1998, 2000
 Bobby Mitchell, 1959-61
 John Mitchell, 1982-83
 Kevin Mitchell, 1982-83
 Sidney Mitchner, 1992-94
 Rob Mittelstadt, 1999
 Sean Mlizer, 2002-04, 06
 Bob Modarelli, 1960-62
 Matt Modarelli, 1993
 Jose Mojica, 1996-97
 Justin Molloy, 1995-96
 Dan Monahan, 1984-85
 Kirk Monteleone, 2003-05
 Joe Moody, 1954-56
 Lee Moon, 1967, 1969
 Alan Moore, 1966
 Pat Moore, 1971
 Ronnie Moore, 1972-75
 Sean Moore, 2002-05
 Joe Morabit, 1959
 Adam Morgan, 2010
 Allen Morgan, 1972-74
 Jeff Morgan, 1976-79
 Johnny Morgan, 1953-54
 Mike Morgan, 1990-92
 Pat Morrison, 1959-61
 Chris Morris, 1999-2000
 John Morton, 1973
 Howard Moss, 1957-59
 Kenny Moseley, 1999, 2001
 Sam Moultrie, 1972
 Bill Mowll, 1962
 Deffy Mubangu, 1997-99, 2001
 Doug Muirheid, 1970-71
 Mike Muller, 1978
 Kerry Mullin, 1976
 Mark Mulrooney, 1962-63
 Camillus Musselman, 1990-93
 Daniel Murphy, 1984
 Calvin Murray, 1980-82
 Cameron Murray, 2009-10
 Hershel Murray, 1959
 Larry Murray, 1988
 Tom Myers, 1962-63

N-N-N-N-N

Tom Napier, 1970-72
 Steel Nardozi, 2003-05
 Joe Naselli, 1966-68
 Derek Neal, 2000
 Bill Nebraska, 1955-58
 Mike Necessary, 1983-85
 Chad Neely, 1994-95
 Ed Negro, 1977-78
 Roger Nerone, 1965
 Dan Newcomer, 1973-74
 Jay Newcomer, 1972-74
 Doug Nichols, 1970-71
 Richard Nickel, 1963
 Kyle Nikmar, 2007-09
 John Noon, 1970
 Ronnie Norman, 1972-74
 Mike North, 1969-70
 Todd Northrop, 1987-89
 Butch Nunnally, 1961-63

O-O-O-O-O

Robert Oaks, 2003-04
 Jimmy O'Dell, 1958-59
 John O'Donnell, 1967
 Tim O'Neil, 1952
 George O'Neill, 1956, 1958
 Steve Oddi, 1974-77
 Dale Ogg, 1976-78
 Frank Oliver, 1965-66
 Mike Ondos, 1958-59
 John Orrison, 1966
 Bob Osler, 1978-79
 Greg Orey, 1984-86
 Bob Owen, 1950
 Hunt Ozmer, 1975

P-P-P-P-P

Sam Palmer, 2008

Steve Palmer, 1983-84
 Steve Pancham, 1983-85
 Brian Pannell, 1986, 1988-89
 Mark Pappas, 1981-82
 Jon Pardew, 1990-91
 Darius Parker, 1996-99
 Rick Parker, 1964
 Tom Parker, 1972-73
 Lance Parnell, 1990-91
 Kenneth Parns, 1966
 John Parrott, 1984-87
 Ed Patesky, 1962
 Maury Pauling, 2002-03
 Ken Patrick, 1959-60
 Mike Patterson, 1963-64
 Jeff Paul, 1989
 William Paulette, 1968
 Maury Pauling, 2001-04
 Joe Paustenbaugh, 1978
 Gerard Payne, 2006-07
 Ed Pearson, 1996, 2000
 Binnie Peay, 1961
 Clark Peele, 1971
 Mike Perfetti, 1989-92
 Chris Perry, 2004-05
 Gary Persinger, 1979-81
 Adam Peters, 2003-06
 Dave Petka, 1986-89
 Neal Petree, 1950-51
 William Pfeiffer, 1978
 Ambrose Phillips, 1983-85
 Richard Phillips, 1962-64
 Dan Phlegar, 1963-65
 Phillip Pickens, 2009
 Damon Pinero, 1994
 Charles Plageman, 1986-89
 DeAngello Plather, 2000-02
 Eric Plogger, 1991-92
 Wesley Poff, 1990
 David Poldiak, 2000-01, 03-04
 Bob Polk, 1960
 John Portfatti, 1950-51
 Fred Poss, 1952-53
 Rives Potts, 1970
 Bill Powell, 1958-60
 Joseph Powell, 1951
 Bill Powers, 1986-87
 Eugene Pribila, 1990-93
 Gary Price, 2002-04
 J.W. Price, 1961
 Brett Prillaman, 1998-2001
 Matt Prokop, 1999-2000
 Mark Pruden, 1982
 Wayne Purcell, 1987-90
 John Puvogel, 2000-01, 03-04
 Allan Pyke, 1973-75
 Dave Pyle, 1976-77

Q-Q-Q-Q-Q

Bo Quattrone, 1987-89
 Russ Quay, 1967
 John Quin, 1959
 Brian Quisenberry, 1978-80
 Henry Quisenberry, 1950-51

R-R-R-R-R

Kelly Raber, 1981-82
 Bob Rader, 1955-57
 Eric Radford, 1973-76
 Jim Radle, 1982-84
 Tom Radle, 1980-81
 Michael Rainey-Wiles, 2007-10
 Paul Raitz, 1987
 Bill Ralph, 1951-53
 Glen Ralston, 1983-85
 George Ramer, 1951-53
 Pete Ramsey, 1969-71
 Robert Randolph, 1965-66
 Richard Rankin, 1965-66
 Jacob Ratchford, 2001
 Sam Ratcliffe, 1973
 Alex Ray, 2008-10
 Marc Ray, 2009-10
 Steve Ray, 1970
 Kevin Reardon, 1991-93
 Weston Reber, 2009
 Dave Redman, 1984-85
 Adam Reel, 2004-06
 Andy Reel, 2001-02
 Bill Reed, 1962, 1964
 Ken Reeder, 1960-62
 Tyler Reedy, 2008-09
 Greg Reese, 1998
 Ron Reimman, 1984
 Don Reich, 1970-71
 Tom Replige, 1974-77
 Erik Reynolds, 1992-93
 Jeff Reynolds, 1974-76
 Jim Reynolds, 1975-77
 Carl Rhodes, 1964-65
 Tom Rhodes, 1964-65, 1967
 Jim Rice, 1980-82
 Oscar Richardson, 1972-74
 John Riddle, 1970
 Phil Rigleman, 1985-87
 George Ripley, 1950-51
 Worth Roberts, 1970

Darryl Robinson, 1980-83
 Doug Robinson, 1988-89, 91-92
 George Robinson, 1950-51
 Joey Robinson, 2006-07
 Joseph Robinson, 1977
 Richard Robinson, 1996
 Jacob Rochester, 2005-08
 Bryan Rodriguez, 1999-2001
 Steve Roenker, 1987-89
 Mike Rogers, 1994-97
 Chuck Rogerson, 1983-84
 Louis Rolan, 1979-80
 Victor Rosen, 2004
 Bobby Ross, 1956-58
 Dwayne Ross, 1988-91
 Stefawn Ross, 2009-10
 Dan Rothenel, 1974
 Bryan Royster, 2005
 Louis Rucker, 1982-83, 85
 Melvin Rucker, 1979-82
 Nick Ruffin, 1956-58
 Chris Rule, 1988-90
 Mark Rumph, 1988-90
 Ray Rushton, 1980-82
 Brian Rychlik, 1992-93

S-S-S-S-S

Milt Salter, 1970-72
 Charles Sanders, 1992-93
 Walt Sanders, 1980-81
 Musa Sarki, 2000-03
 P.W. Sarver, 1983-84
 Robert Savage, 1978-80
 Brandon Savochka, 1992-93
 Bob Scaglione, 1983-85
 Tony Scates, 1989-92
 Cliff Schademan, 2004
 Ray Schaper, 1974-77
 Larry Schaudies, 1971-73
 Chip Schehorn, 1974-75
 Ryan Schelske, 2002
 Bob Schmalzreid, 1965-67
 Charlie Schmaus, 1966
 Alvin Schmidt, 1989-90
 Dave Schrader, 1969-70
 Andrew Schultz, 1992
 Ben Schultz, 1995, 1997
 Tom Schultze, 1972-73
 Ken Scott, 1958-59
 Mario Scott, 2007-10
 Derek Screen, 2000-03
 Harry Seigfried, 1976-77
 Nick Servidio, 1952-54
 Jeff Sexton, 2009-10
 Patrick Sexton, 2010
 Matt Sharpe, 2001-03
 Wendell Shay, 1952-53
 Emmy Shedlock, 1965
 Harry Shepherd, 1956-57
 John Sherrord, 1993
 Gary Shick, 1972
 Fred Shirley, 1959-61
 Gary Shope, 1970
 Steve Short, 1980-82
 Carl Showalter, 1980-81
 Lou Shuba, 1959-60
 Jim Shumaker, 1961, 1963
 John Shuman, 1976-79
 Joe Siler, 1952-53
 R. C. Simmons, 2001-02, 2004
 Mike Sislter, 1967-69
 Rucker Slater, 1986
 Tom Slater, 1963-65
 Barry Smith, 1980-82
 Clarence Smith, 2002-03
 D'Angelo Smith, 2009-10
 Derek Smith, 2006
 Fred Smith, 1966-68
 Jack Smith, 1994-95
 Julian Smith, 1967
 Justin Smith, 2010
 Larry Smith, 1966-68
 Mike Smith, 2010
 Reginald Smith, 1981-83
 Terry Smith, 1969
 Tripp Smith, 2001-04
 Charlie Snead, 1962-64
 Josh Snead, 2008-10
 T.J. Snelling, 2000-03
 Rob Snodgrass, 1993
 Buzz Snyder, 1955
 Joe Sokolowski, 1988-90
 John Solomon, 1999-2001
 Allan Soltis, 1976-78
 Brian Southard, 1989-92
 Logan Sorenson, 2009
 Tom Sowers, 1968
 Tony Spevak, 1995-96
 Murphy Sprinkel, 1968-70
 George St. John, 1951
 Matt Staton, 1995
 Joseph Strafford, 1966
 Paul Staiger, 1973-74
 Bill Stainback, 1967-68
 Ned Stepanovich, 1975-77
 Mark Stephenson, 1992-94
 Greg Stevens, 2008

Marcus Stiltner, 1999-2001
 Lee Stillwell, 1966-68
 Mark Stock, 1985-86, 88
 Ryan Stratis, 2006
 Joe Straub, 1962-64
 Chris Strock, 1995
 Scott Strong, 1967
 Joe Stump, 1950
 Anthony Sturgill, 1999-2002
 Roger Sturgill, 1983
 Greg Sturz, 2001-03
 Jason Stutts, 1995-96
 Denny Sullivan, 1969-71
 Ty Summers, 1999-2002
 Darrell Summerville, 1994-95
 Robert Susnar, 1986-87
 Patrick Sweeney, 2007-08
 Levi Swindell, 2006-09
 Ron Swirk, 1955-57
 Keith Sykes, 1986-88

T-T-T-T-T

Judd Tabor, 1994
 Mike Talley, 1963, 1965
 Ryan Talley, 1995
 T.J. Talley, 2008-10
 Paul Tate, 1981, 1983
 Don Taylor, 1966-67
 Jafri Taylor, 2009
 Joe Taylor, 2006-08
 Keith Taylor, 2005-08
 Lionel Taylor, 1986-89
 Dennis Telzrow, 1964-66
 Hardy Temoney, 2008, 10
 Justin Tench, 2009
 Mike Teubner, 1969-71
 Lloyd Thacker, 1957-58
 Mike Thacker, 1965-67
 Billy Thomas, 1994-97
 Blake Thomas, 1970, 1972
 Rick Thomas, 1969
 Jim Thomaselli, 1970
 Scott Thomasson, 1980-81
 Eric Thompson, 2002
 Mario Thompson, 2010
 Maurice Thompson, 1982-84
 Terry Thompson, 1982-84
 Andre Thornton, 1994-97
 Jim Thornton, 1952-54
 Wayne Thornton, 1972
 Juan Thrasher, 2008-10
 Dap Tillery, 1987-90
 William Tilling, 1982-84
 Cris Timmons, 1978-80
 Andy Titone, 1986
 Maximilian Toch, 1966
 Lamont Toliver, 1984
 Mark Tomlin, 2009
 Hugh Tompkins, 1966-68
 Bruce Torbett, 1972-74
 Bill Tornabene, 1961-63
 Jim Toth, 1977
 Richard Townsend, 1972
 Tracy Toye, 1986-88
 Colby Trammell, 1967, 1969
 John Traynham, 1958-61
 Tom Trobridge, 1979-80
 Vince Trombetta, 1951
 Jim True, 1958
 Andy Tucker, 1961-63
 Mike Tucker, 1972
 Terry Tucker, 1992-94
 Todd Tudor, 1980, 1982-83
 Rick Tufaro, 1974-75
 John Turley, 1956
 David Turner, 2010
 John Turner, 1963-65
 Leon Turner, 1967
 Robert Turner, 1983
 Mike Tutor, 1993-95
 David Twillie, 1981-84
 David Tyler, 1982-84
 Sam Tyus, 1986

U-U-U-U-U

Steve Umberger, 1980-82
 Phil Upton, 1972-75

V-V-V-V-V

Dick Valentine, 1970-71
 Matt Van Wie, 2002
 Neil Varnado, 1988
 Bill Vaughn, 1950
 Dale Vaughn, 1954-55
 Scott Vaughn, 1983-84
 Ron Vaughns, 1999, 2001-03
 Buster Venable, 1969-70
 Andy Viola, 2005-08
 Daniel VonSchuch, 2006

W-W-W-W-W

Randy Wainman, 2004
 Doug Walker, 1961-63
 Eric Walker, 1990, 1992-93
 Greg Walker, 2008-10
 James Walker, 1984
 Jim Wall, 1985-86

Damani Wallace, 1993-95
 G.J. Walley, 1978-80
 Chris Walsh, 1999-2002
 Andrew Walton, 2004-05
 Aubrey Walton, 1984, 1986
 Jamaal Walton, 2003-06
 Tommy Walton, 2003
 Jeremy Ward, 2002-05
 Kris Ware, 2006, 2008-10
 Billy Dee Washington, 1998-2001
 Jeff Washington, 1977-79
 John Washington, 1986-89
 Kevin Washington, 1985-88
 Keith Washington, 1983-86
 Todd Washington, 1989-91
 Trae Watkins, 2008-10
 Mike Watson, 2006-07
 Tom Watt, 1950
 Bob Watts, 1966-67
 Barrett Way, 2004-06
 Marvin Watts, 1971-73
 Gregg Weaver, 1976-78
 Ed Webb, 1999-2001
 Rusty Webb, 2006
 Zach Webb, 2008
 Cliff Weddington, 1993
 Dick Weede, 1958-60
 Kyle Weidlich, 1980-81
 Mark Weiss, 1970-72
 Bill Welsh, 1961-63
 Eddie Wernitz, 1994-95
 Larry Wertz, 1964-66
 Jim Westbrook, 1969-70
 Lake Westfall, 1953-55
 Larry Wetsel, 1960
 Jamie Whalen, 1991-93
 Donnie White, 1962-64
 Jason White, 1995-98
 Jeff White, 1978-80
 Ken White, 1998-99
 Robbie White, 2010
 Terry White, 1972-75
 Tim White, 1984-85
 Trent White, 2010
 Butch Whitt, 1963-64
 James Whitaker, 1988-90
 Court Whitman, 1996-98
 Quessuan Wigfall, 1997-2000
 Frank Wilder, 1990-91
 David Wilkinson, 1965-66
 Ron Wilkosz, 1974, 1976
 Dick Willard, 1959-61
 Calvin Williams, 1985-88
 Gene Williams, 1971-73
 Joe Williams, 1990-93
 Larry Williams, 1976-78
 Matt Williams, 2000
 Tim Williams, 1991-92, 1994-95
 Ty Williams, 1999, 2001
 Eddie Willis, 1963-65
 John Willison, 1973-76
 Bland Wilson, 1950
 John Wilson, 1983
 Jonathan Wilson, 2003-06
 Scott Wilson, 1994-95
 Lee Wimbish, 1980-83
 Josh Wine, 2007-10
 Cardell Winfield, 1995-98
 Warren Winning, 1981-83
 Carl Wittig, 1979
 Chris Wits, 1989-90
 Mike Wood, 1985, 1987-88
 Eric Woodhouse, 1984-85
 Chippy Woods, 1950-52
 Tony Woods, 1989-91
 Mike Woodward, 1974
 Dave Woolwine, 1951-54
 Richard Woolwine, 1980-81
 Roy Woolwine, 1984
 Sam Woolwine, 1978-80
 Sam E. Woolwine, 1955-57
 Michael Wooten, 1981-84
 Jimmy Workman, 1964
 DeWitt Worrell, 1960-61
 Ed Woy, 1951-52
 Bo Wren, 2007-10
 Craig Wright, 1989
 Eric Wright, 1989-90
 James Wright, 1984-87

Y-Y-Y-Y-Y

Aaron Yarbough, 1997-2000
 Jeff Yates, 1975
 Rocky Yost, 1969-70
 Dan Young, 1984-87
 Bryant Youngblood, 2006-09

Z-Z-Z-Z-Z

Chris Zaleski, 1989
 Warren Zeiders, 1951-52
 Jeff Zeigler, 1989-92
 Ricky Zgol, 1984-86
 Daryoush Ziai, 1984
 Tony Zoetis, 1977-79

2011 VMI Football Post-Spring Prospectus

<p style="text-align: center;">1921 (3-5-1)</p> <p>VMI</p> <p>13 Roanoke</p> <p>32 Hampden-Sydney</p> <p>20 Wake Forest</p> <p>7 Virginia</p> <p>7 at Pennsylvania</p> <p>7 UNC (Richmond)</p> <p>7 at N.C. State</p> <p>7 at Kentucky</p> <p>7 Virginia Tech (Roanoke)</p> <p>107 Totals</p>	<p style="text-align: center;">1927 (6-4)</p> <p>OPP. VMI</p> <p>0 37 Wofford</p> <p>0 22 Richmond</p> <p>0 0 at Georgia Tech</p> <p>14 32 Roanoke</p> <p>21 8 at Virginia</p> <p>20 6 Maryland (Richmond)</p> <p>7 20 at Davidson</p> <p>14 7 North Carolina</p> <p>26 0 Kentucky (Charleston, W.Va.)</p> <p>12 12 Virginia Tech (Roanoke)</p> <p>144 Totals</p>	<p style="text-align: center;">1933 (2-7-1)</p> <p>OPP. VMI</p> <p>0 0 Emory & Henry</p> <p>0 6 Duke (Greensboro)</p> <p>7 0 at Army</p> <p>0 0 at Davidson</p> <p>13 19 Maryland</p> <p>10 13 at Virginia</p> <p>0 0 William & Mary (Norfolk)</p> <p>0 6 at Kentucky</p> <p>25 0 at Richmond</p> <p>9 0 Virginia Tech (Roanoke)</p> <p>64 44 Totals</p>	<p style="text-align: center;">1939 (6-3-1)</p> <p>OPP. VMI</p> <p>20 41 Roanoke</p> <p>37 0 at Kentucky</p> <p>32 2 Davidson (Bluefield)</p> <p>6 20 at Vanderbilt</p> <p>13 16 Virginia</p> <p>12 7 at Columbia</p> <p>14 0 at Richmond</p> <p>21 7 Duke</p> <p>15 13 Maryland (Norfolk)</p> <p>0 19 Virginia Tech (Roanoke)</p> <p>170 125 Totals</p>
<p style="text-align: center;">1922 (7-2)</p> <p>VMI</p> <p>34 at Lynchburg</p> <p>50 Roanoke</p> <p>62 Morris-Harvey</p> <p>14 at Virginia</p> <p>14 N.C. State (Norfolk)</p> <p>61 Catholic U</p> <p>7 UNC (Richmond)</p> <p>46 at George Washington</p> <p>3 Virginia Tech (Roanoke)</p> <p>291 Totals</p>	<p style="text-align: center;">1928 (5-3-2)</p> <p>OPP. VMI</p> <p>0 14 Hampden-Sydney</p> <p>0 6 Richmond</p> <p>0 0 at Georgia Tech</p> <p>0 31 Roanoke</p> <p>0 9 Virginia</p> <p>9 0 Maryland (Richmond)</p> <p>0 13 Davidson</p> <p>7 0 Clemson (Lynchburg)</p> <p>23 6 Kentucky</p> <p>16 16 Virginia Tech (Roanoke)</p> <p>95 Totals</p>	<p style="text-align: center;">1934 (1-8)</p> <p>OPP. VMI</p> <p>7 0 Duke</p> <p>6 6 at South Carolina</p> <p>13 6 at Columbia</p> <p>13 0 at Richmond</p> <p>0 13 Virginia</p> <p>0 13 William & Mary (Norfolk)</p> <p>0 0 at Maryland</p> <p>12 13 at Davidson</p> <p>18 0 Virginia Tech (Roanoke)</p> <p>6 51 Totals</p>	<p style="text-align: center;">1940 (7-2-1)</p> <p>OPP. VMI</p> <p>46 33 Roanoke</p> <p>22 0 at Duke</p> <p>29 13 Newberry</p> <p>7 13 at Davidson</p> <p>17 7 at Virginia</p> <p>6 7 at Richmond</p> <p>23 0 William & Mary</p> <p>27 20 Washington U</p> <p>13 20 Maryland (Lynchburg)</p> <p>14 14 Virginia Tech (Roanoke)</p> <p>190 127 Totals</p>
<p style="text-align: center;">1923 (9-1)</p> <p>VMI</p> <p>6 U.S. Marines</p> <p>33 Lynchburg</p> <p>7 at Georgia Tech</p> <p>27 Roanoke</p> <p>35 at Virginia</p> <p>22 N.C. State</p> <p>46 Emory & Henry</p> <p>9 UNC (Richmond)</p> <p>33 at Tennessee</p> <p>6 Virginia Tech (Roanoke)</p> <p>224 Totals</p>	<p style="text-align: center;">1929 (8-2)</p> <p>OPP. VMI</p> <p>0 19 Hampden-Sydney</p> <p>10 17 at Richmond</p> <p>6 40 at Florida</p> <p>0 7 The Citadel</p> <p>7 12 at Virginia</p> <p>0 20 at Maryland (Richmond)</p> <p>0 7 at Davidson</p> <p>0 12 Clemson (Norfolk)</p> <p>0 12 Kentucky</p> <p>12 12 Virginia Tech (Roanoke)</p> <p>23 155 Totals</p>	<p style="text-align: center;">1935 (2-7-1)</p> <p>OPP. VMI</p> <p>26 26 Hampden-Sydney (Lynchburg)</p> <p>0 0 at Tulane</p> <p>0 0 at Columbia</p> <p>12 6 Richmond</p> <p>7 0 Maryland</p> <p>7 0 at Virginia</p> <p>6 19 at William & Mary</p> <p>6 0 North Carolina</p> <p>0 6 Davidson</p> <p>23 6 Virginia Tech (Roanoke)</p> <p>0 63 Totals</p>	<p style="text-align: center;">1941 (4-6)</p> <p>OPP. VMI</p> <p>44 7 Clemson (Lynchburg)</p> <p>12 13 at Temple</p> <p>13 20 at Army</p> <p>6 7 Virginia</p> <p>0 25 at Richmond</p> <p>0 13 Davidson (Lynchburg)</p> <p>56 0 William & Mary</p> <p>14 27 at Maryland</p> <p>12 15 Virginia Tech (Lynchburg)</p> <p>7 7 at Miami (FL)</p> <p>157 134 Totals</p>
<p style="text-align: center;">1924 (6-3-1)</p> <p>VMI</p> <p>33 Wofford</p> <p>39 Emory & Henry</p> <p>0 at Georgia Tech</p> <p>28 Roanoke</p> <p>0 at Virginia</p> <p>17 N.C. State (Richmond)</p> <p>0 at North Carolina</p> <p>10 at Kentucky</p> <p>25 Hampden-Sydney</p> <p>0 Virginia Tech (Roanoke)</p> <p>152 Totals</p>	<p style="text-align: center;">1930 (3-6)</p> <p>OPP. VMI</p> <p>0 12 Richmond</p> <p>3 6 St. John's</p> <p>13 6 at The Citadel</p> <p>7 0 Virginia</p> <p>3 0 Maryland (Richmond)</p> <p>3 6 Davidson</p> <p>0 0 Clemson</p> <p>0 0 at Kentucky</p> <p>0 0 Virginia Tech (Roanoke)</p> <p>29 30 Totals</p>	<p style="text-align: center;">1936 (6-4)</p> <p>OPP. VMI</p> <p>19 19 Wofford</p> <p>0 24 South Carolina</p> <p>0 0 at Kentucky</p> <p>7 13 at Davidson</p> <p>13 0 at Columbia</p> <p>20 20 at Richmond</p> <p>0 12 Virginia</p> <p>32 21 at William & Mary</p> <p>26 13 at Maryland</p> <p>24 0 Virginia Tech (Roanoke)</p> <p>122 122 Totals</p>	<p style="text-align: center;">1942 (3-5-1)</p> <p>OPP. VMI</p> <p>0 0 Clemson (Lynchburg)</p> <p>7 6 at Temple</p> <p>38 38 at Virginia</p> <p>38 29 Maryland</p> <p>0 20 at Richmond</p> <p>6 6 Davidson (Lynchburg)</p> <p>0 0 at Wake Forest</p> <p>7 6 William & Mary (Norfolk)</p> <p>6 6 Virginia Tech (Roanoke)</p> <p>140 111 Totals</p>
<p style="text-align: center;">1925 (6-4)</p> <p>VMI</p> <p>33 Lynchburg College</p> <p>27 N.C. State (Richmond)</p> <p>9 Wofford</p> <p>46 Emory & Henry</p> <p>0 at Georgia Tech</p> <p>17 Roanoke</p> <p>10 at Virginia</p> <p>27 UNC (Richmond)</p> <p>0 Kentucky (Charleston, W.Va.)</p> <p>0 Virginia Tech (Roanoke)</p> <p>169 Totals</p>	<p style="text-align: center;">1931 (3-6-1)</p> <p>OPP. VMI</p> <p>0 6 Hampden-Sydney</p> <p>6 0 Richmond</p> <p>0 0 at Duke</p> <p>33 13 The Citadel</p> <p>14 18 at Virginia</p> <p>18 20 Maryland (Richmond)</p> <p>23 0 at Davidson</p> <p>7 7 Clemson (Norfolk)</p> <p>7 12 Kentucky</p> <p>6 6 Virginia Tech (Roanoke)</p> <p>108 82 Totals</p>	<p style="text-align: center;">1937 (5-5)</p> <p>OPP. VMI</p> <p>0 6 Elon</p> <p>7 7 Temple</p> <p>13 20 William & Mary (Norfolk)</p> <p>13 7 Davidson</p> <p>3 21 at Richmond</p> <p>41 26 at Virginia</p> <p>7 7 at Army</p> <p>6 7 Maryland</p> <p>20 27 The Citadel</p> <p>13 6 Virginia Tech (Roanoke)</p> <p>123 134 Totals</p>	<p style="text-align: center;">1943 (2-6)</p> <p>OPP. VMI</p> <p>12 0 at Temple</p> <p>18 13 Davidson</p> <p>9 12 Clemson (Roanoke)</p> <p>0 0 at Richmond</p> <p>7 0 Wake Forest (Lynchburg)</p> <p>7 0 Virginia</p> <p>20 7 at Georgia</p> <p>9 14 Maryland (Roanoke)</p> <p>46 Totals</p>
<p style="text-align: center;">1926 (5-5)</p> <p>VMI</p> <p>20 Wofford</p> <p>10 Richmond</p> <p>0 at Georgia Tech</p> <p>7 Roanoke</p> <p>7 Virginia</p> <p>7 N.C. State (Richmond)</p> <p>12 Davidson (Lynchburg)</p> <p>0 at North Carolina</p> <p>10 Kentucky (Charleston, W.Va.)</p> <p>7 Virginia Tech (Roanoke)</p> <p>80 Totals</p>	<p style="text-align: center;">1932 (2-8)</p> <p>OPP. VMI</p> <p>0 18 King College</p> <p>13 0 at Kentucky</p> <p>13 0 Duke</p> <p>14 6 at The Citadel</p> <p>0 0 Davidson</p> <p>7 6 Virginia</p> <p>28 7 Maryland (Richmond)</p> <p>9 7 W&M (Richmond)</p> <p>14 0 Richmond</p> <p>0 0 Virginia Tech (Roanoke)</p> <p>98 44 Totals</p>	<p style="text-align: center;">1938 (6-1-4)</p> <p>OPP. VMI</p> <p>6 33 Elon</p> <p>23 12 at Virginia</p> <p>44 0 at Navy</p> <p>12 7 Clemson (Charlotte)</p> <p>12 13 at Richmond</p> <p>4 14 at William & Mary</p> <p>12 47 at Maryland</p> <p>20 6 Wake Forest</p> <p>7 19 Davidson</p> <p>26 6 Roanoke College</p> <p>2 2 Virginia Tech (Roanoke)</p> <p>166 159 Totals</p>	<p style="text-align: center;">1944 (1-8)</p> <p>OPP. VMI</p> <p>6 26 Catawba</p> <p>7 7 at Richmond</p> <p>12 2 Wake Forest (Greensboro)</p> <p>26 0 at Kentucky</p> <p>7 6 Virginia (Lynchburg)</p> <p>7 6 N.C. State</p> <p>6 12 at Clemson</p> <p>0 0 William & Mary (Portsmouth)</p> <p>14 6 Maryland (Roanoke)</p> <p>65 Totals</p>

2011 VMI Football Post-Spring Prospectus

1945 (5-4)

VMI	
37	Emory & Henry
40	at Richmond
7	Virginia (Lynchburg)
21	N.C. State
9	at William & Mary
27	Vanderbilt
0	at Maryland
7	Catawba
7	Virginia Tech (Roanoke)
155	Totals

1946 (4-5-1)

VMI	
21	Catawba
7	at Richmond
0	at Georgia Tech
8	at Virginia
25	Davidson
0	at William & Mary
7	N.C. State (Roanoke)
26	at Furman
21	The Citadel
7	Virginia Tech (Roanoke)
122	Totals

1947 (3-5-1)

VMI	
13	Catawba
13	George Washington
0	at Georgia Tech
20	at Richmond
6	Virginia
14	at Davidson
20	at William & Mary
6	at The Citadel
28	Virginia Tech (Roanoke)
120	Totals

1948 (6-3)

VMI	
28	Catawba
26	at George Washington
0	*William & Mary
9	at Richmond
14	at Virginia
33	Davidson
6	at Tulane
34	The Citadel
33	Virginia Tech (Roanoke)
183	Totals
* Oyster Bowl - Norfolk, Va.	

1949 (3-5-1)

VMI	
7	Quantico Marines
14	G. Washington (Lynchburg)
6	at William & Mary
14	*Richmond
13	Virginia (Lynchburg)
14	at Army
47	Davidson
14	at The Citadel
28	Virginia Tech (Roanoke)
157	Totals
* Tobacco Bowl-Richmond	

1950 (6-4)

VMI	
S23	25 Wm. & Mary (Roanoke)
S29	12 at G. Washington
O7	26 at Richmond
O14	0 at Texas A & M
O21	13 at Virginia
O28	13 Catawba
N4	46 at Davidson
N11	14 at Georgia Tech
N18	13 The Citadel
N23	27 Va. Tech (Roanoke)
189	Totals

1951 (7-3) Southern Conference Champions

OPP.		VMI		OPP.
0		S15	7 at Cincinnati	26
6		S22	29 Wofford	6
40		S29	34 at Richmond	0
14		O6	20 at William & Mary	7
13		O20	14 at Virginia	34
13		O27	34 at Catawba	14
38		N3	35 Davidson	13
14		N10	7 at Georgia Tech	34
0		N17	27 at The Citadel	21
0		N22	20 Virginia Tech (Roanoke)	7
138		227	Totals	162

1952 (3-6-1)

OPP.		VMI		OPP.
7		S20	13 William & Mary (Roanoke)	34
7		S26	0 at Miami (FL)	45
32		O4	28 Richmond	14
19		O10	28 at Florida State	7
0		O18	14 *Virginia	33
41		O24	20 at George Washington	20
49		N1	14 at Army	42
7		N8	21 W. Virginia (Roanoke)	39
6		N15	20 The Citadel	19
20		N27	7 Virginia Tech (Roanoke)	26
188		165	Totals	279
* Tobacco Bowl - Richmond, Va.				

1953 (5-5)

OPP.		VMI		OPP.
6		S19	44 Catawba	0
7		S26	13 George Washington	14
20		O3	7 at Richmond	13
21		O10	14 at The Citadel	0
35		O17	21 at Virginia	6
14		O24	20 at West Virginia	52
28		O31	7 at Florida State	12
7		N7	20 William & Mary (Roanoke)	19
7		N14	0 at Cincinnati	67
14		N26	28 Virginia Tech (Roanoke)	13
152		174	Totals	196

1954 (4-6)

OPP.		VMI		OPP.
6		S18	0 Davidson	19
28		S25	16 at George Washington	14
6		O2	19 at Richmond	6
6		O9	0 at Boston College	44
7		O16	0 at Virginia	21
26		O23	6 West Virginia (Bluefield)	40
6		O30	19 Florida State (Lynchburg)	33
31		N6	21 William & Mary (Roanoke)	0
0		N13	42 The Citadel	0
26		N25	9 Virginia Tech (Roanoke)	46
116		132	Totals	223

1955 (1-9)

OPP.		VMI		OPP.
14		S17	7 at Tulane	20
7		S24	6 George Wash. (Roanoke)	25
54		O1	0 Richmond	21
7		O8	12 West Virginia (Bluefield)	47
32		O15	13 at Virginia	20
40		O22	7 Davidson	21
6		O29	13 at William & Mary	20
19		N5	0 at Lehigh	39
28		N12	14 at The Citadel	7
207		N19	13 Virginia Tech (Roanoke)	39
85 Totals 259				

1956 (3-6-1)

OPP.		VMI		OPP.
6		S15	47 at Stetson	6
18		S22	0 at Virginia	18
32		S29	12 at Army	32
20		O6	35 at Richmond	20
27		O13	20 Lehigh	27
40		O19	14 at George Washington	40
13		O27	13 at Davidson	13
6		N3	20 W&M (Lynchburg)	6
13		N10	6 at West Virginia	13
45		N22	0 Virginia Tech (Roanoke)	45
220		167	Totals	220

1957 (9-0-1) Southern Conference Champions

OPP.		VMI		OPP.
0		S21	7 at Tampa	0
21		S28	21 at Holy Cross	21
6		O5	28 at Richmond	6
14		O12	26 Davidson	14
13		O19	14 at William & Mary	13
20		O26	26 GWU (Roanoke)	20
7		N2	20 at Virginia	7
7		N9	12 at Lehigh	7
7		N16	33 The Citadel	7
6		N28	14 Virginia Tech (Roanoke)	6
101		201	Totals	101

1958 (6-2-2)

OPP.		VMI		OPP.
20		S20	46 Morehead State	20
6		S27	33 at Villanova	6
6		O4	12 Richmond	6
6		O11	6 William & Mary (Bluefield)	6
12		O18	13 at Tampa	12
7		O25	42 at Davidson	7
0		N1	33 Virginia (Norfolk)	0
7		N8	7 Lehigh (Lynchburg)	7
14		N15	6 at The Citadel	14
21		N27	16 Virginia Tech (Roanoke)	21
99		214	Totals	99

1959 (8-1-1)

Southern Conference Champions

OPP.		VMI		OPP.
46		S19	46 at Marshall	46
21		S26	0 at Penn State	21
14		O3	14 Richmond (Portsmouth)	14
12		O10	19 Virginia (Lynchburg)	12
7		O17	26 William & Mary (Norfolk)	7
7		O24	34 Davidson	7
6		O30	28 at George Washington	6
6		N7	7 at Lehigh	6
8		N14	32 The Citadel	8
12		N26	37 Virginia Tech (Roanoke)	12
93		243	Totals	93

1960 (7-2-1) Southern Conference Champions

OPP.		VMI		OPP.
21		S17	33 at William & Mary	21
14		S24	28 at Buffalo	14
6		O1	21 Richmond	6
10		O7	34 at George Washington	10
16		O15	30 at Virginia	16
14		O22	14 at Boston College	14
21		O29	8 at Memphis State	21
14		N5	18 Lehigh	14
6		N12	20 at The Citadel	6
13		N24	12 Va. Tech (Roanoke)	13
135		218	Totals	135

1961 (6-4)

OPP.		VMI		OPP.
6		S16	33 at Marshall	6
22		S23	0 at Villanova	22
6		S29	8 at Richmond	6
30		O7	6 at G. Washington	30
14		O14	7 Virginia (Norfolk)	14
0		O21	13 at Davidson	0
7		O28	14 at William & Mary	7
14		N4	8 The Citadel	14
6		N11	39 at Buffalo	6
0		N23	6 Virginia Tech (Roanoke)	0
105		134	Totals	105

1962 (6-4) Southern Conference Champions

OPP.		VMI		OPP.
6		S15	22 G. Wash. (Lynchburg)	6
24		S22	0 at Villanova	24
0		S28	21 at Richmond	0
18		O6	0 at Boston College	18
28		O13	6 at Virginia	28
7		O20	20 Davidson	7
0		O27	6 William & Mary	0
7		N3	16 at The Citadel	7
20		N10	14 at Holy Cross	20
9		N22	14 Virginia Tech (Roanoke)	9
119		119	Totals	119

1963 (3-5-2)

OPP.		VMI		OPP.
6		S21	14 George Washington	6
21		S28	6 at Iowa State	21
10		O5	10 at Davidson	10
6		O12	0 Virginia (Richmond)	6
21		O19	12 *Navy	21
7		O25	7 at Richmond	7
6		N2	26 at William & Mary	6
14		N9	12 at Holy Cross	14
8		N16	33 The Citadel	8
35		N28	20 Virginia Tech (Roanoke)	35
134		140	Totals	134
* Oyster Bowl - Norfolk, Va.				

1964 (1-9)

OPP.		VMI		OPP.
14		S19	12 William & Mary	14
20		S26	14 at Richmond	20
27		O3	7 at Villanova	27
20		O10	19 *Virginia	20
14		O17	10 at Buffalo	14
0		O24	35 Davidson	0
25		O31	6 at Tulane	25
28		N6	7 at Detroit	28
17		N14	0 at The Citadel	17
35		N26	13 Virginia Tech (Roanoke)	35
200		123	Totals	200
* Tobacco Bowl - Richmond, Va.				

1965 (3-7)

OPP.		VMI		OPP.
32		S18	21 at William & Mary	32
21		S25	7 at Army	21
14		O2	0 at George Washington	14
14		O9	10 at Virginia	14
3		O16	0 at Southern Mississippi	3
10		O23	16 at Davidson	10
41		O30	12 at Boston College	41
14		N6	21 Richmond	14
7		N13	21 The Citadel	7
44		N25	13 Va. Tech (Roanoke)	44
200		121	Totals	200

1966 (2-8)

OPP.		VMI		OPP.
13		S17	14 at Villanova	13
43		S24	7 Georgia (Roanoke)	43
14		O1	0 at Boston College	14
20		O7	34 at Richmond	20
38		O15	27 at Virginia	38
13		O22	0 George Washington	13
22		O29	15 William & Mary	22
42		N5	6 at So. Mississippi	42
30		N12	14 at The Citadel	30
70		N24	12 Va. Tech (Roanoke)	70
305		129	Totals	305

1967 (6-4)

OPP.		VMI		OPP.
21		S16	46 Davidson	21
21		S23	9 at West Virginia	21
3		S30	0 Richmond	3
33		O7	28 *William & Mary	33
11		O14	22 The Citadel (Roanoke)	11
56		O21	6 at Georgia	56
13		O28	18 at Virginia	13
14		N4	38 Akron	14
13		N11	26 at Boston College	13
10		N23	12 Va. Tech (Roanoke)	10
195		205	Totals	195
* Tobacco Bowl - Richmond, Va.				

2011 VMI Football Post-Spring Prospectus

1968 (1-9)

VMI	
S21	12 at Vanderbilt
S28	0 at Virginia
O5	13 Villanova
O11	7 W.Virginia (Roanoke)
O19	8 at The Citadel
O26	10 William & Mary
N2	0 at Richmond
N9	21 at Davidson
N16	13 at Boston College
N28	6 Va. Tech (Roanoke)
90	Totals

1969 (0-10)

VMI	
S20	0 at Rice
S27	0 Richmond
O4	0 at West Virginia
O11	10 *Virginia
O18	2 The Citadel
O25	17 at William & Mary
N1	6 at Davidson
N8	11 at North Carolina
N15	32 at Boston College
N27	0 Va. Tech (Roanoke)
78	Totals

* Tobacco Bowl - Richmond, Va.

1970 (1-10)

VMI	
S12	13 Furman
S19	0 at Rice
S26	10 at West Virginia
O3	3 at Boston College
O10	10 at Virginia
O17	10 William & Mary
O24	9 at The Citadel
O31	21 Davidson
N7	13 at North Carolina
N14	17 at Richmond
N21	14 Va. Tech (Roanoke)
120	Totals

1971 (1-10)

VMI	
S18	27 Davidson
S25	3 at Villanova
O2	0 at Furman
O9	24 The Citadel
O16	6 at Richmond
O23	7 at William & Mary
O30	0 at Maryland
N6	0 at So. Mississippi
N13	3 at West Virginia
N20	8 Chattanooga
N27	0 Va. Tech (Roanoke)
78	Totals

1972 (2-9)

VMI	
S9	3 East Carolina
S16	14 Davidson
S23	16 at Maryland
S30	15 at Richmond
O7	3 at The Citadel
O14	14 at Virginia
O21	3 William & Mary
O28	10 at Dayton
N4	31 Furman
N11	24 at West Virginia
N18	17 at UT-Chattanooga
150	Totals

1973 (3-8)

VMI	
S8	0 at Virginia
S15	8 Navy
S22	0 at Richmond
S29	0 at Tulane
O6	23 The Citadel
O13	7 at East Carolina
O20	13 at Furman
O27	14 at William & Mary
N3	24 Davidson
N10	7 at Georgia Tech
N17	22 at Virginia Tech
118	Totals

OPP.

25
47
19
14
13
20
35
17
45
55
290

OPP.

55
20
32
28
28
25
59
61
49
52
409

OPP.

0
42
47
56
49
24
56
55
62
40
20
451

OPP.

3
13
14
25
21
12
38
38
28
31
34
257

OPP.

30
18
28
34
42
45
31
14
7
50
0
299

OPP.

16
37
35
42
6
42
19
45
17
36
21
316

1974 (7-4)

Southern Conference Champions

VMI	
S14	7 Furman
S21	7 at Vanderbilt
S28	43 at Davidson
O5	22 *Virginia Tech
O12	20 at The Citadel
O19	14 at So. Mississippi
O26	31 William & Mary
N2	14 at Richmond
N9	10 at Virginia
N16	31 Colgate
N23	13 East Carolina
212	Totals

* Tobacco Bowl - Richmond, Va.

1975 (3-8)

VMI	
S13	9 Delaware
S20	21 at Virginia
S27	55 Davidson
O4	13 at Furman
O11	10 at Georgia Tech
O18	19 *Richmond
O25	3 The Citadel
N8	7 William & Mary
N15	0 at Virginia Tech
N22	12 at East Carolina
N29	13 at Connecticut
162	Totals

* Tobacco Bowl - Richmond, Va.

1976 (5-5)

VMI	
S11	20 at William & Mary
S18	12 Appalachian State
S25	0 at Richmond
O2	17 Furman
O9	7 *Virginia Tech
O16	3 East Carolina
O23	10 at Delaware
O30	13 **Virginia
N6	30 at The Citadel
N20	26 Indiana State
138	Totals

* Tobacco Bowl - Richmond, Va.

** Oyster Bowl - Norfolk, Va.

1977 (7-4)

Southern Conference Champions

VMI	
S10	23 William & Mary
S17	14 at Army
S24	13 at East Carolina
O8	25 Richmond
O15	19 The Citadel
O22	20 at Lehigh
O29	21 Davidson
N5	30 at Virginia
N12	31 at Furman
N19	20 Rhode Island
N26	7 at Virginia Tech
223	Totals

1978 (3-8)

VMI	
S9	3 at William & Mary
S16	25 Bucknell
S23	3 at The Citadel
S30	17 at Virginia
O7	6 East Carolina
O14	23 *Richmond
O21	10 Lehigh
O28	12 Western Carolina
N4	3 at Georgia
N11	10 Appalachian State
N18	2 at Virginia Tech
114	Totals

* Tobacco Bowl - Richmond, Va.

1979 (6-4-1)

VMI	
S8	7 William & Mary
S15	17 Richmond
S22	0 at Virginia
S29	10 at East Carolina
O6	24 East Tennessee St.
O13	27 at Appalachian St.
O20	6 The Citadel
O27	21 Furman
N3	13 Connecticut
N10	13 at Marshall
N17	20 Virginia Tech
158	Totals

1980 (3-7-1)

VMI	
S6	14 at Western Carolina
S13	13 at William & Mary
S20	17 Marshall
S27	16 at Furman
O4	0 at The Citadel
O11	10 U.T./Chattanooga
O18	22 at Richmond
O25	6 Villanova
N1	22 at Boston University
N8	16 Appalachian State
N15	6 *Virginia Tech
142	Totals

* Oyster Bowl - Norfolk, Va.

1981 (6-3-1)

VMI	
S12	21 Western Carolina
S19	14 at Army
S26	31 William & Mary
O10	14 *The Citadel
O17	14 at Appalachian St.
O24	20 at Marshall
O31	10 at Virginia
N7	14 Richmond
N14	21 Furman
N21	6 at Virginia Tech
165	Totals

* Oyster Bowl, Norfolk, Va.

1982 (5-6)

VMI	
S11	21 at East Tenn. State
S18	12 at William & Mary
S25	69 Central Florida
O2	3 at Furman
O9	7 at The Citadel
O16	35 James Madison
O23	14 *Richmond
O30	0 at Virginia
N6	20 Marshall
N13	31 Appalachian State
N20	3 **Virginia Tech
221	Totals

* Tobacco Bowl - Richmond, Va.

** Oyster Bowl - Norfolk, Va.

1983 (2-9)

VMI	
S10	14 William & Mary
S17	0 at Appalachian St.
S24	0 at Virginia Tech
O1	0 Furman
O8	6 The Citadel
O15	10 at Virginia
O22	24 East Tenn. State
O29	19 Richmond
N5	6 at U.T.-Chattanooga
N12	14 Maine
N19	7 at Marshall
100	Totals

OPP.

7
19
45
14
22
37
20
13
3
27

1984 (1-9)

VMI	
S8	13 at William & Mary
S15	7 at Virginia
S22	16 Western Carolina
S29	20 Appalachian State
O6	7 *Virginia Tech
O20	0 U.T.-Chattanooga
O27	3 at Richmond
N3	24 at The Citadel
N10	17 at James Madison
N17	14 Boston University
121	Totals

* Oyster Bowl - Norfolk, Va.

1985 (3-7-1)

VMI	
S14	15 at Virginia
S21	14 Richmond
S28	7 at North Carolina
O5	14 The Citadel
O12	23 East Tennessee State
O19	16 at Marshall
O26	39 William and Mary
N2	10 at Appalachian St.
N9	14 James Madison
N16	7 at U.T.-Chattanooga
N23	30 at Western Carolina
189	Totals

OPP.

16
10
3
21
28
55
17
17
38
16
21
242

1986 (1-10)

VMI	
S13	22 at William & Mary
S20	3 Furman
S27	7 at James Madison
O4	9 Marshall
O11	47 at The Citadel
O18	9 at Richmond
O25	0 at Western Carolina
N1	9 Central Florida
N8	6 at Georgia Tech
N15	6 Appalachian State
N22	20 at East Tennessee St.
138	Totals

OPP.

14
7
14
0
14
16
13
45
33
0
138

1987 (4-7)

VMI	
S12	24 West Virginia Tech
S19	10 at Appalachian St.
S26	27 Wofford
O3	0 at Virginia
O10	7 at The Citadel
O17	17 James Madison
O24	7 at Marshall
O31	6 *William & Mary
N7	0 at Furman
N14	20 East Tennessee St.
N21	0 U.T.-Chattanooga
118	Totals

* Oyster Bowl - Norfolk, Va.

1988 (2-9)

VMI	
S3	10 at East Tennessee State
S10	7 at William & Mary
S17	13 Richmond
S24	20 Marshall
O1	13 at Furman
O8	20 Appalachian State
O22	0 at James Madison
O29	18 Wofford
N5	7 at Georgia Tech
N12	20 *The Citadel
N19	24 Western Carolina
152	Totals

* Oyster Bowl - Norfolk, Va.

OPP.

28
31
28
49
27
38
12
35
23
12
56
339

2011 VMI Football Post-Spring Prospectus

1989 (2-8-1)

VMI	OPP.
S2 16 East Tennessee State	17
S9 7 at North Carolina	49
S16 17 William & Mary	24
S23 22 at Richmond	27
S30 6 Furman	30
O7 0 at Appalachian State	34
O21 0 at James Madison	25
O28 10 at Marshall	40
N4 39 Davidson	36
N11 20 The Citadel	10
N18 14 at U.T.-Chattanooga	14
151 Totals	306

1990 (4-7)

VMI	OPP.
S1 24 Catawba	7
S8 20 at Western Carolina	28
S15 24 James Madison	21
S22 17 at Army	41
O6 22 at Furman	51
O13 47 *William & Mary	59
O20 66 West Virginia Tech	27
O27 7 Marshall	52
N3 3 at The Citadel	23
N10 0 Appalachian State	17
N17 21 at East Tennessee State	20
251 Totals	346

* Oyster Bowl - Norfolk, Va.

1991 (4-7-0)

VMI	OPP.
S7 35 East Tennessee State	20
S14 19 at Appalachian State	24
S21 42 Lafayette	21
S28 38 at Richmond	27
O5 28 Furman	46
O12 26 William & Mary	40
O26 14 *The Citadel	17
N2 0 at Virginia	42
N9 27 Western Carolina	25
N16 0 at Marshall	61
N23 14 at U.T.-Chattanooga	50
243 Totals	373

* Oyster Bowl - Norfolk, VA

1992 (3-8)

VMI	OPP.
S5 16 at East Tennessee State	18
S12 16 at William & Mary	21
S19 16 Marshall	34
S26 48 West Virginia Tech	8
O3 13 at Furman	41
O10 25 at Western Carolina	28
O17 12 Appalachian State	27
O24 18 *Richmond	41
N7 44 Wofford	13
N14 0 at The Citadel	50
N21 37 U.T.-Chattanooga (OT)	34
245 Totals	315

* Oyster Bowl - Norfolk, VA

1993 (1-10)

VMI	OPP.
S4 14 at Richmond	38
S18 7 East Tennessee State	10
S25 9 at Army	31
O2 6 *William & Mary	49
O9 0 at Marshall	51
O16 35 U.T.-Chattanooga (2OT)	29
O23 0 Georgia Southern	57
O30 0 at Furman	24
N6 14 at Western Carolina	38
N13 33 at The Citadel	34
N20 21 Appalachian State	35
139 Totals	396

* Oyster Bowl - Norfolk, Va.

1994 (1-10)

VMI	OPP.
S3 31 Richmond	34
S17 21 at East Tennessee State	31
S24 7 at William and Mary	45
O1 0 at Georgia Southern	49
O8 7 Marshall	49
O15 14 at U.T.-Chattanooga	49
O22 11 Furman	28
O29 7 Western Carolina	33
N5 15 James Madison	38

N12 14 *The Citadel	58
N19 26 at Appalachian State (OT)	23
153 Totals	437

* Oyster Bowl - Norfolk, Va.

1995 (4-7)

VMI	OPP.
S2 28 at Richmond	51
S9 50 Liberty	31
S16 37 East Tennessee State	23
S23 24 at Furman	55
S30 7 William & Mary	27
O7 21 at Marshall	56
O14 17 U.T.-Chattanooga	12
O28 14 at Western Carolina	31
N4 24 Appalachian State	26
N11 34 at The Citadel	7
N18 13 *Georgia Southern	31
153 Totals	437

* Oyster Bowl - Norfolk, Va.

1996 (3-8)

VMI	OPP.
S7 7 at Mississippi	31
S14 21 at William & Mary	40
S21 0 at East Tennessee State	38
S28 14 Furman	31
O5 17 at Georgia Southern	20
O12 20 Marshall	45
O19 28 at U.T.-Chattanooga	14
N2 14 Western Carolina	28
N9 20 Richmond	7
N16 34 The Citadel (2OT)	27
N23 14 at Appalachian State	26
189 Totals	296

1997 (0-11)

VMI	OPP.
S6 13 at Wofford	23
S13 12 William & Mary	41
S20 3 at Richmond	56
S27 14 at Furman	35
O4 0 Georgia Southern	49
O11 24 Chattanooga	27
O18 7 at Navy	42
N1 0 at Western Carolina	24
N8 7 Appalachian State	42
N15 6 at The Citadel	28
N22 7 East Tennessee State	17
93 Totals	384

1998 (1-10)

VMI	OPP.
S5 26 Lenoir-Rhyne	7
S12 0 at William & Mary	49
S19 8 at East Tennessee State	44
S26 14 Furman	51
O3 7 at Georgia Southern	63
O10 20 Wofford	42
O17 7 at Chattanooga	45
O24 38 Morehead State	41
O31 17 Western Carolina	39
N7 0 at Appalachian State	51
N14 10 The Citadel	36
147 Totals	468

1999 (1-10)

VMI	OPP.
S4 6 at Richmond	42
S11 15 Concord	14
S18 17 East Tennessee State	26
S25 0 at Furman	58
O2 0 Georgia Southern	62
O9 10 at Wofford	55
O16 0 Chattanooga	27
O23 14 William & Mary	35
O30 2 at Western Carolina	40
N6 7 Appalachian State	34
N13 6 at The Citadel	7
77 Totals	400

2000 (2-9)

VMI	OPP.
S2 31 Duquesne	57
S9 15 at William & Mary	55
S16 3 at East Tennessee State	38
S23 21 Furman	35
S30 3 at Georgia Southern	56
O7 28 Wofford	45
O14 14 at Chattanooga	27

O21 40 Charleston Southern	7
O28 31 Western Carolina	41
N4 0 at Appalachian State	52
N11 41 The Citadel	21
227 Totals	434

2001 (1-10)

VMI	OPP.
A30 18 at Duquesne	24
S8 0 William & Mary	34
S22 7 at Furman	65
S29 14 Georgia Southern	31
O6 14 at Wofford	59
O13 19 Chattanooga (OT)	16
O27 17 at Western Carolina	44
N3 17 Appalachian State	27
N10 7 at The Citadel	49
N17 28 Samford	46
N22 23 East Tennessee State	34
164 Totals	446

2002 (6-6)

VMI	OPP.
A31 27 at Charleston Southern	24
S7 41 Davidson	16
S14 31 at William & Mary	62
S21 21 at East Tennessee State	35
S28 28 Furman	55
O5 7 at Georgia Southern	52
O12 27 Wofford	16
O19 35 at Chattanooga	31
O26 38 Liberty	14
N2 23 Western Carolina	35
N9 13 at Appalachian State	54
N16 23 vs. The Citadel!	21
314 Totals	415

!- Charlotte, N.C.

2003 (6-6)

VMI	OPP.
A30 10 at Navy	37
S6 31 at Davidson	9
S13 24 William & Mary	34
S20 34 Norfolk State	9
S27 42 Georgetown	14
O4 28 at Liberty	31
O11 50 Charleston Southern	7
O18 25 Gardner-Webb	37
O25 25 at Richmond	35
N1 19 at Coastal Carolina	10
N8 48 Austin Peay	7
N15 23 vs. The Citadel!	27
359 Totals	257

!- Charlotte, N.C.

2004 (0-11)

VMI	OPP.
S4 14 at Ohio	42
S11 7 Richmond	34
S18 10 Tennessee Tech	16
S25 6 at William & Mary	42
O2 24 at Charleston Southern	25
O9 0 at Georgetown	21
O16 14 Coastal Carolina	21
O23 17 at Gardner-Webb	28
O30 10 at James Madison	41
N6 17 Liberty	38
N20 18 Wofford	19
137 Totals	327

2005 (3-8)

VMI	OPP.
S3 33 Davidson	0
S10 7 William & Mary	41
S17 14 at Duke	40
S24 26 Lehigh	28
O1 10 at Liberty	7
O8 34 Charleston Southern	12
O15 23 at Wofford	38
O22 52 Gardner-Webb (3OT)	55
O29 14 at #13 Coastal Carolina	38
N5 3 at #23 Richmond	38
N19 14 The Citadel	22
230 Totals	319

2006 (1-10)

VMI	OPP.
S2 20 Davidson	19
S9 19 at Norfolk State	32
S16 7 at Richmond	58
S23 6 at William & Mary	38
S30 7 James Madison	45
O7 7 at Army	62
O14 27 Coastal Carolina	31
O21 22 at Charleston Southern	27
O28 31 at Gardner-Webb	35
N11 21 at The Citadel	48
N18 32 Liberty	38
199 Totals	433

2007 (2-9)

VMI	OPP.
S1 20 Lock Haven	0
S8 16 William & Mary	63
S15 17 at James Madison	45
S22 6 at Lehigh	37
S29 40 at Robert Morris	13
O13 21 Presbyterian	45
O20 22 Gardner-Webb	36
O27 35 at Coastal Carolina	42
N3 28 Charleston Southern	37
N10 34 at Liberty	73
N17 28 The Citadel	70
267 Totals	461

2008 (4-7)

VMI	OPP.
S6 49 Saint Francis (Pa.)	0
S13 17 at William & Mary	52
S20 69 Chowan	20
S27 31 at Ohio	51
O4 16 Richmond	56
O11 47 Coastal Carolina	20
O25 27 at Gardner-Webb	34
N1 21 at Charleston Southern	31
N8 26 Liberty	38
N15 26 at Stony Brook	40
N22 49 Presbyterian	27
378 Totals	369

2009 (2-9)

VMI	OPP.
S5 14 Robert Morris	13
S19 16 #6 James Madison	44
S26 28 #1 Richmond	38
O3 23 Gardner-Webb	27
O10 6 at Coastal Carolina	20
O17 20 Stony Brook	27
O24 31 at Presbyterian	20
O31 21 Charleston Southern	31
N7 14 at Liberty	54
N14 17 at Army	22
N21 35 Old Dominion	42
225 Totals	338

2010 (3-8)

VMI	OPP.
S4 48 Lock Haven	6
S11 0 at #11 William & Mary	45
S25 7 at Virginia	48
O2 24 Presbyterian	13
O9 9 at Stony Brook	27
O16 7 Liberty	41
O23 34 at Charleston Southern	16
O30 7 at Army	29
N6 3 Coastal Carolina	31
N13 28 at Old Dominion	45
N20 7 at Gardner-Webb	10
174 Totals	311



Keydets In The Record Books

NCAA Record Holders

Single-Game (Team)

Most Rushing Attempts.....90, vs. East Tennessee State, 1990 (FCS Record)
 Fewest Passing Yards Allowed.....(-16), vs. Richmond, 1957 (FBS Record)

Single-Season (Individual)

Most Punts.....101, Jim Bailey, 1969 (FBS Record)

Big South Conference Record Holders

Single-Game (Individual)

Pass Completion Pct.88.3% (15-18) Jonathan Wilson vs. Davidson, 9/3/05
 Points Scored (non-kick)24, Tim Maypray vs. Presbyterian, 11/22/08
 Touchdowns Scored.....4, Tim Maypray vs. Presbyterian, 11/22/08
 * Interceptions3, Christian Kelly at Charleston Southern, 10/21/06
 * Field Goal Attempts.....5, Matt Sharpe vs. Charleston Southern, 10/11/03
5, Matt Sharpe vs. Coastal Carolina, 11/1/03
 Longest Field Goal.....53, Matt Sharpe vs. Coastal Carolina, 11/1/03
53, Barrett Way vs. Liberty, 11/6/04
 *Field Goals Made4, Matt Sharpe vs. Gardner-Webb, 10/18/03
4, Matt Sharpe vs. Coastal Carolina, 11/1/03
 * Field Goal Percentage100% (4-4), Matt Sharpe vs. Gardner-Webb, 10/18/03
100% (3-3) Barrett Way vs. Gardner-Webb, 10/22/05
 * Punt Returns.....6, John Puvogel, vs. Austin Peay, 11/8/03
 All-Purpose Yards.....346, Tim Maypray vs. Charleston Southern, 11/3/07

Single-Game (Team)

Yards Per INT Return44.3, vs. Lehigh, 9/24/05
 * Field Goal Attempts.....5, vs. Charleston Southern, 10/11/03
5, vs. Coastal Carolina, 11/1/03
 * Field Goals Made4, vs. GWU, 10/18/03
4, vs. Coastal, 11/1/03
 Longest Field Goal.....53, vs. Coastal, 11/1/03; 53, vs. Liberty, 11/6/04
 * Field Goal Percentage100.0 (4-4), vs. Gardner-Webb, 10/18/03

Single-Season (Individual)

* Most 100-Yard Rushing Games.....7, Sean Mizzer, 2003
 Total Tackles144, Derik Screen, 2003
 Field Goals Made.....17, Matt Sharpe, 2003
 Field Goal Attempts24, Matt Sharpe, 2003
 Field Goal Percentage.....84.6, Barrett Way (11-13), 2005
 Punts.....65, Adam Peters, 2004
 Most All-Purpose Yards1,975, Tim Maypray, 2007

Single-Season (Team)

Fewest Interceptions Thrown, Season3, 2006
 Field Goals Made, Season17, 2003
 Field Goals Attempted.....24, 2003
 Field Goal Percentage.....84.6%, 2005
 *PAT Kicking Percentage.....100.0% (15-15), 2004
 Punt Returns, Season.....34, 2003

Career (Individual)

Rushing Attempts647, Sean Mizzer, 2003-06
 All-Purpose Yards6,129, Tim Maypray, 2006-09
 Total Punts221, Adam Peters, 2003-06
 Punting Yards8,700, Adam Peters, 2003-06
 Blocked Kicks5, Eric Hall, 2003-06

Southern Conference Record Holders

Single-Game (Individual)

Most Rushing Attempts52, Tom Sowers vs. Davidson, 1968
 * Highest Field Goal Pct.100%, (5-5) Craig Jones vs. William & Mary, 1977
 * Most Punts13, Jim Bailey vs. West Virginia, 1969
 * Longest Run from Scrimmage.....98 yards, Granville Amos vs. WV&M, 1964
 * Longest Interception Return100 yards, Andy Tucker vs. Richmond, 1961

Single-Game (Team)

Most Touchdowns Rushing.....10, vs. Central Florida, 1982
 Most Rushing Attempts90, vs. East Tennessee State, 1990
 * Fewest Pass Completions Allowed.....0 vs. Va. Tech, 1976
 Fewest Yards Allowed Passing.....(-16), vs. Richmond, 1957

Single-Season (Individual)

Most Punts.....101, Jim Bailey, 1969
 Highest Punting Average47.4, Brent Barth, 2002
 Highest Yards/Catch (40 rec. minimum).....25.0, (45-1123) Mark Stock, 1986

Southern Conference Award Winners

Player of the Year

1957.....Bobby Jordan
 1960.....Howard Dyer

Coach of the Year

1957.....John McKenna
 1959.....John McKenna
 1962.....John McKenna
 1974.....Bob Thalman
 1981.....Bob Thalman
 2002.....Cal McCombs

Jacobs Blocking Trophy

1938.....Andy Trzeciak
 1940.....Billy Walker
 1960.....Lou Shuba
 1974.....Andy Dearman
 1979.....John Shuman
 1991.....Lorenzo Carpenter

Athlete of the Year

1953-54.....Johnny Mapp

Big South Conference Award Winners

Scholar-Athlete of the Year

2008.....Jacob Rochester

Conference Records

Southern Conference

Year	Record	Finish
1953	3-3-0	5th
1954	4-3-0	5th
1955	1-6-0	9th
1956	2-3-1	6th
1957	6-0-0	1st
1958	2-2-1	4th
1959	5-0-1	1st
1960	4-1-0	1st
1961	4-2-0	3rd
1962	6-0-0	1st
1963	3-1-2	3rd
1964	1-4-0	8th
1965	3-2-0	4th
1966	1-4-0	8th
1967	2-3-0	5th
1968	1-3-0	5th
1969	0-4-0	6th
1970	1-4-0	7th
1971	1-4-0	6th
1972	1-5-1	6th
1973	2-4-0	6th
1974	5-1-0	1st
1975	2-4-0	6th
1976	2-3-0	5th
1977	4-1-0	1st
1978	1-4-0	6th
1979	4-1-0	2nd
1980	1-4-1	6th
1981	3-1-1	2nd
1982	2-3-0	6th
1983	1-5-0	6th
1984	1-4-0	8th
1985	1-4-1	7th
1986	1-5-0	7th
1987	2-4-0	5th
1988	1-5-0	6th
1989	1-4-1	6th
1990	1-5-0	7th
1991	2-5-0	6th
1992	1-6	7th
1993	1-7	9th
1994	1-7	9th
1995	3-5	6th
1996	3-5	6th
1997	0-8	9th
1998	0-8	9th
1999	0-8	9th
2000	1-7	8th
2001	1-7	8th
2002	3-5	5th

VMI also tied for the Southern Conference Championship in 1951.

Big South Conference

Year	Record	Finish
2003	2-2	3rd
2004	0-4	5th
2005	2-2	T-3rd
2006	0-4	5th
2007	0-4	5th
2008	1-4	T-5th
2009	1-5	6th
2010	2-4	5th

Media Information

WORKING MEDIA

Press passes and parking permits will be supplied well in advance of the season to those media outlets regularly covering VMI football. All others are requested to call the Athletic Communications Office far enough in advance so that passes can be mailed. Complimentary passes are available upon request.

PHOTOGRAPHERS

Photographers will be granted field privileges, but must limit their work outside the 25-yard restrictions and no closer than six feet from the sidelines. Those holding passes or complimentary tickets will not be permitted in the press box unless covering the game.

PRESS BOX

All press, radio, PA, and statistical crews are located on the fourth floor of VMI's football building, Clarkson-McKenna Hall. Entrance is through the middle door located across from the concession stand behind the stadium. An elevator will take you to the fourth floor. Television and film crews will work from the top of the press box level, and TV broadcast talent will be located at a designated booth on the fourth floor.

RADIO

Two radio booths are available. One is reserved for the "official" visiting station. Two telephone lines are already installed for the visiting network's broadcast, and a tradeout agreement is desirable. Additional lines should be ordered through the VMI Athletic Communications office one month prior to the contest.

GAME INFORMATION

All media in the press box will be provided updated statistics on both teams, easy-to-read flip cards with accurate numbers and current depth charts, a souvenir program, and an outstanding buffet lunch. The view of the Blue Ridge Mountains is breathtaking. Score updates of other games around the country and in-game statistical updates are also provided.

AFTER THE GAME

A complete statistical game package will be available as soon as possible. The visiting team's locker room is located under the home team stands. Coach Woods' post-game press conference and individual player interviews will be on the third floor of the football building, one floor below the press box level. Coordinate all interview requests with VMI Athletic Communications.

IT'S VMI, PLEASE

When referring to our athletic teams, it is requested that members of the media refer to this institution as "VMI", or "Virginia Military Institute", not "Virginia Military", the cryptic "Va. Military" or V.M.I. Any help in using the correct moniker would be greatly appreciated.

KEYDET FOOTBALL ON THE WEB

Fans and media are encouraged to follow the team on the VMI athletic home page. Timely information on the football Keydets will be available to both media and fans alike. Included in the service will be schedules, rosters, stats and the latest notes on the team, as well as access to live radio and video game broadcasts. The VMI Keydets can be accessed on the world wide web at www.VMIKeydets.com.

INTERVIEW POLICY

Media members are reminded that all interview requests with VMI players, coaches and staff MUST go through the VMI Athletic Communications Office. Interviews are encouraged to be conducted Monday through Wednesday of game weeks.

INTERNET BROADCASTS

All VMI football game radio broadcasts can be heard on the internet at www.VMIKeydets.com. Listeners can go to the athletic home page and click on the link provided for audio streaming. Video streaming of all home and Big South games can be accessed in conjunction with the Big South Conference on www.VMIKeydets.com.



Wade Branner
Associate A.D./Athletic Communications
Coverage: Football, Basketball, Rifle, Radio Network, Video Event Production



Brad Salois
Associate Athletic Communications Director
Coverage: Baseball, Men's/Women's Swimming and Diving, Women's Soccer, Cross Country, Indoor Track & Field, Outdoor Track & Field - Secondary Contact for Football and Basketball



Scott Kemp
Assistant Athletic Communications Director
Coverage: Lacrosse, Wrestling, Men's Soccer, Water Polo - Secondary Contact for Track and Field (all disciplines) and Baseball

Key Pre-Season Dates...

July 27-28 Big South Media Days
- Charlotte, N.C.

How to reach VMI Athletic Communications...

Office Phone: (540) 464-7253
Office FAX: (540) 464-7583
Press Box Phone: (540) 464-7834
Web site: www.vmikeydets.com
Twitter: www.twitter.com/vmisid
Assoc. AD/Athletic Comm.
(FB Contact): Wade Branner
Office Phone: (540) 464-7515
Home Phone: (540) 463-5033
E-mail: BrannerVH@vmi.edu
Associate Director
(Secondary Contact): Brad Salois
Office Phone: (540) 464-7015
Cell Phone: (940) 642-9865
E-Mail: SaloisBJ@vmi.edu
Assistant Director: Scott Kemp

Mailing Address

(USPS or Overnight service):
Virginia Military Institute
Sports Information Office
116 Smith Hall
Lexington, VA 24450

Directions to Alumni Memorial Field...

Most of our annual visitors know how to get to the Keydet home field, but for those who have never visited the charming city of Lexington, take note:

From the East, North, or South:

Follow I-81 to Exit 188 B toward Lexington (U.S. 60 west). Follow U.S. 60 west to Nelson Street into town. Turn right at the intersection of Nelson and Main Streets. Follow Main Street .5 mile to the stadium on the right.

From the West:

Follow I-64 East to Exit 55 (U.S. 11) and head south (right turn) toward Lexington. Follow U.S. 11 toward Lexington for .5 mile. Stay to the right across the Maury River Bridge and follow U.S. 11 Business for .3 mile. The stadium will be on your left.

VMI Football History & Traditions



KEYDETS AND KANGAROOS

No, the Keydet is not a kangaroo, although the term "Keydets" has been used over the years to refer to VMI's athletic teams and the kangaroo has become the established mascot.

The kangaroo was adopted as VMI's mascot in 1947 when two VMI cheerleaders saw a picture of a kangaroo on the front of the magazine and realized how uncommon the animal was as a mascot. The marsupial was originally named "TD Bound", but sometime later his identity changed to "Moe".

VMI is one of only four colleges across the nation to have a kangaroo as a mascot, and only one of two schools among NCAA Division I institutions. The University of Akron's "Zippy" joins "Moe" as the only kangaroos in the Division I ranks.

The source and/or meaning of the nickname "Keydets" is not as easy to find. The term began to catch on in the mid 1930's - prior to that time, the football team was referred to as "The Flying Squadron". A popular, but unproven, explanation of the word "Keydet" is that due to the Southern drawl of some of the members of the Corps of Cadets, the common term cadet was transformed into Keydets. There are, of course many other possibilities. Regardless of which explanation is correct, the word "Keydet" like kangaroo, will continue to identify VMI's athletic teams.

LITTLE JOHN

The loud and thunderous booms that permeate the confines of Alumni Memorial Field on gameday Saturdays come from Little John, II, the Corps' own cannon. The present cannon used made its first appear-

ance in September 1958, replacing the original Little John, which was retired to the VMI museum after the undefeated football season of 1957.

The cannon presently used was designed by the late Col. Cary S. Tucker of the VMI faculty and is a three-fifths scale replica of a 1750 howitzer used in the Revolutionary War. It has a 20-inch barrel, which is adorned at the top by a shield from a cadet shako.

The cannon is fired when the Keydets take the field, after a VMI score, and at the end of each quarter of play.

THE 12TH MAN

Few football playing institutions can boast 100 percent attendance of its student body at every home game. At VMI, the 1,400 member Corps of Cadets is present to support the Keydets for every contest at Alumni Memorial Field - from the opening kickoff to the final gun.

Approximately 45 minutes before kickoff on home game Saturdays, the Corps forms in front of barracks for the traditional pre-game march-down to Alumni Memorial Field.

The Corps is also responsible for the colorful and highly visible "spirit" sheets that are draped from Cocke Hall located across the street from the north stands of the stadium. Each company in the cadet Corps designs its own banner and the project is carried out from start to finish by the respective company's "rats", or freshmen.

THE SOUTH'S FIRST

The first known football game to have been played in the south took place in 1873 between VMI and next-door neighbor Washington and Lee. The contest, played under different rules than conventional mod-



VMI and The Citadel will resume their long-time battle for the Silver Shako in 2011. The trophy is awarded to the winner of the series - known as "The Military Classic of the South."

ern day football, was played on the VMI Parade Ground with 50 players a side and won by Washington and Lee, 4-2.

VMI did not officially recognize football as an intercollegiate sport until 1891, but many games had been played by cadet squads before that time.

KEYDETS IN THE PROS

Twelve former VMI football players have risen to the professional ranks. The first was Bosh Pritchard "the Hopewell Hurricane" who played for the Philadelphia Eagles and New York Giants between the 1942 and 1951 seasons. The three most recent VMI football alumni to play professionally were Mark Stock, who played wide receiver for Pittsburgh, Washington and Indianapolis between 1989 and 1996, two-time All-American Thomas Haskins, VMI's all-time leading rusher, who played five seasons with the Montreal Alouettes of the Canadian Football League and Tim Maypray, who currently suits up for Montreal.

Bobby Ross, who captained the 1959 VMI football team, distinguished himself as a coach in both the collegiate and professional ranks, served head coach of the San Diego Chargers and Detroit Lions, guiding the former to Super Bowl XXIX at the conclusion of the 1994. At the collegiate level, he coached The Citadel, University of Maryland, Army and Georgia Tech, winning a share of the 1990 national title at the latter.

TWO UNDEFEATED TEAMS

VMI has fielded two undefeated teams in its 114-year old football history.

The 1920 football squad, the "Flying Squadron" under coach Blandy Clarkson, is VMI's only undefeated and untied team. In 1920, VMI posted six shutouts on the year and tore through the likes of Virginia, North Carolina, and a highly rated Pennsylvania squad coached by the legendary John Heisman. The team outscored its opposition 431-20.

The 1957 squad under Coach John McKenna went 9-0-1, captured the Southern Conference championship, and attained a ranking as high as 13th in the nation before finishing at 20th in the final Associated Press poll. The team was also extended an invitation to play in the Sun Bowl.

Clarkson-McKenna Hall, the football building adjacent to Alumni

Memorial Field, honors both coaches by bearing their names at the front entrance. The facility was dedicated in 1990.

RHODES SCHOLARS

Two VMI football players have earned the distinction of being Rhodes Scholars. Lee D. Badgett was selected in 1961, and Robert C. Randolph was named in 1967. Overall, four VMI athletes have been selected Rhodes Scholars including former VMI superintendent Josiah Bunting, III, a former swimmer from the class of 1963.

ALUMNI MEMORIAL FIELD AT FOSTER STADIUM

The home field of the Keydets was dedicated on October 15, 1921 in a game against the University of Virginia. In 1962, stands were constructed on the south side of the stadium, bringing total capacity to 10,000.

The largest crowd to witness a game in the facility was an overflow gathering that saw VMI take on Navy on September 15, 1973. The facility received a major refurbishing in 2006 as part of the Foster Stadium improvements.

FAMOUS ALUMNI PLAYED FOOTBALL

General George C. Marshall, VMI's most distinguished alumnus and class of 1901, played left tackle on the varsity football team. Serving his country as both a soldier and statesman, Marshall rose to the rank of General of the Army and Chief of Staff during World War II, and his post-war achievements included ambassador to China, Secretary of Defense, Secretary of State, and the architect of the Marshall Plan. In 1953, General Marshall received the Nobel Prize for Peace.

SCHOOL COLORS

VMI's school colors are derived from the three colors that symbolized the three prominent branches of the United States Army. Dr. J.H. Campbell, a resident of Lexington and a distinguished graduate of the Institute, is credited with drawing on the significance of these colors and in 1886, wrote "Let red represent the Artillery, White the Infantry, and Yellow the Cavalry." The colors were gradually adopted for the athletic teams into the next century.

VMI FOOTBALL AND THE SOUTHERN CONFERENCE

Before joining the Big South, VMI was the oldest member in the Southern Conference and competed for the league crown for 78 years. VMI was admitted to the league in December, 1924 and captured seven league football crowns as a SoCon member. VMI won SoCon crowns in 1951, 1957, 1959, 1960, 1962, 1974 and 1977.

Notes