



2011 VMI OPPONENTS



VMI KEYDETS BASEBALL
2011 Media Guide

Opponent Quick Facts

Florida State



Feb. 18-20
Dick Howser Stadium
Tallahassee, Fla.

Location:Tallahassee, Fla.
 Enrollment:40,255
 Director of Athletics:Randy Spetman
 Home Field:Dick Howser Stadium
 Nickname:Seminoles
 School Colors:Garnet and Gold
 Conference:Atlantic Coast Conference

Head Coach:Mike Martin
 Alma Mater:Florida State '66
 Record at FSU:1,627-558-4 (33rd Season)
 Career Record:Same
 Assistants:Jamey Shoupe (Assoc.),
Mike Martin, Jr., Matt Matulia
 Baseball Office Phone:850-644-1073
 Lettermen Returning/Lost:22/9
 Position Starters Returning/Lost:7/2
 Pitchers Returning/Lost:12/3
 2010 Record (Conf.)48-20 (18-12, ACC Champs)
 2010 PostseasonCollege World Series

Baseball SID:Bob Thomas
 Office Phone:850-644-0615
 Cell Phone850-694-1768
 Email:bthomas2@fsu.edu
 Press Box Phone:850-644-1553
 Website:www.seminoles.com

William & Mary



Feb. 22
Gray-Minor Stadium
April 13
Plumeri Park

Location:Williamsburg, Va.
 Enrollment:7,625
 Director of Athletics:Terry Driscoll
 Home Field:Plumeri Park
 Nickname:Tribe
 School Colors:Green, Gold and Silver
 Conference:Colonial Athletic Association (CAA)

Head Coach:Frank Leoni
 Alma Mater:Rhode Island '90
 Record at W&M:139-124 (Sixth Season)
 Career Record:405-467-4 (19th Season)
 Assistants:Jad Prachniak,
Kyle Padgett, George Fisher
 Baseball Office Phone:757-221-3344
 Lettermen Returning/Lost:23/8
 Position Starters Returning/Lost:11/4
 Pitchers Returning/Lost:12/4
 2010 Record (Conf.)27-24 (10-14 Tied-8th CAA)
 2010 PostseasonN/A

Baseball SID:Scott Burns
 Office Phone:757-221-3344
 Cell PhoneN/A
 Email:sburns@wm.edu
 Press Box Phone:N/A
 Website:www.TribeAthletics.com

Virginia



Feb. 23
Davenport Field
Charlottesville, Va.

Location:Charlottesville, Va.
 Enrollment:20,399
 Director of Athletics:Craig Littlepage
 Home Field:Davenport Field
 Nickname:Cavaliers
 School Colors:Orange and Blue
 Conference:Atlantic Coast Conference

Head Coach:Brian O'Connor
 Alma Mater:Creighton '93
 Record at UVA:316-118-1 (Eighth Season)
 Career Record:Same
 Assistants:Kevin McMullan (Assoc.),
Karl Kuhn, Eddie Smith
 Baseball Office Phone:434-982-5092
 Lettermen Returning/Lost:22/8
 Position Starters Returning/Lost:5/5
 Pitchers Returning/Lost:11/3
 2010 Record (Conf.)51-14 (23-7 ACC, 1st Coastal)
 2010 PostseasonCharlottesville Super Regional

Baseball SID:Andy Fledderjohann
 Office Phone:434-982-5131
 Cell PhoneN/A
 Email:fledder@virginia.edu
 Press Box Phone:434-244-4071
 Website:www.virginiaspports.com

Binghamton



Feb. 25-27
Gray-Minor Stadium
Lexington, Va.

Location:Vestal, N.Y.
 Enrollment:14,713
 Director of Athletics:Jim Norris
 Home Field:Varsity Field
 Nickname:Bearcats
 School Colors:Dark Green, Black and White
 Conference:America East

Head Coach:Tim Sinicki
 Alma Mater:Western Carolina '88
 Record at BU:387-379-6 (19th season)
 Career Record:Same
 Assistants:Ryan Hurba, Corey Muscara, Ed Folli
 Baseball Office Phone:607-777-2525
 Lettermen Returning/Lost:18/12
 Position Starters Returning/Lost:5/4
 Pitchers Returning/Lost:4/0
 2010 Record (Conf.)31-20 (21-3 AE Champions)
 2010 PostseasonThird of four at AE Championship

Baseball SID:John Hartick
 Office Phone:607-777-6800
 Cell PhoneN/A
 Email:hartick@binghamton.edu
 Press Box Phone:607-222-6474
 Website:www.BUBearcats.com

Richmond



March 1
Pitt Field
March 30
Gray-Minor Stadium

Location:Richmond, Va.
 Enrollment:2,950
 Athletics Director:Jim Miller
 Home Field:Pitt Field
 Nickname:Spiders
 School Colors:Red & Blue
 Conference:Atlantic 10 (A-10)

Head Coach:Mark McQueen
 Alma Mater:Sam Houston State '84
 Record at UR:66-84-2 (Fourth Season)
 Career Record:Same
 Assistants:Ryan Wheeler, Chad Oxendine
 Baseball Office Phone:804-289-8391
 Position Starters Returning/Lost:7/2
 Pitchers Returning/Lost:2/3
 2010 Record (Conf.)24-28 (10-17 A-10 T-11th)
 2010 PostseasonNone

Baseball SID:Mike DeGeorge
 Office Phone:804-287-6313
 Cell Phone804-399-8916
 Email:mdegeorg@richmond.edu
 Press Box Phone:804-289-8714
 Website:www.RichmondSpiders.com

Bucknell



March 4-6
Gray-Minor Stadium
Lexington, Va.

Location:Lewisburg, Pa.
 Enrollment:3,583
 Director of Athletics:John P. Hardt
 Home Field:Depew Field
 Nickname:Bison
 School Colors:Orange and Blue
 Conference:Patriot League

Head Coach:Gene Depew
 Alma Mater:Bucknell '71
 Record at BU:545-632-7 (30th sSeason)
 Career Record:Same
 Assistants:Scott Heather, Jim Gulden, Jason Neitz
 Baseball Office Phone:570-577-3593
 Lettermen Returning/Lost:24/10
 Position Starters Returning/Lost:5/4
 Pitchers Returning/Lost:N/A
 2009 Record (Conf.)25-35 (8-12 Patriot 4th)
 2009 PostseasonNCAA Regional

Baseball SID:Todd Merriett
 Office Phone:570-577-3488
 Cell Phone570-428-5393
 Email:tmerriet@bucknell.edu
 Press Box Phone:570-428-5393
 Website:www.BucknellBison.com

James Madison



March 8
Veterans Memorial Park
April 26
Gray-Minor Stadium

Location:Harrisonburg, Va.
Enrollment:18,971
Director of Athletics:Jeffrey Bourne
Home Field:Veterans Memorial Park
Nickname:Dukes
School Colors:Purple & Gold
Conference:Colonial Athletic Association (CAA)

Head Coach:Spanky McFarland
Alma Mater:Hillsdale '76
Record at JMU:403-330-2 (14th Season)
Career Record:579-554-3 (22nd Season)
Assistants:Jay Sullenger (Assoc.), Ted White,
.....Jason Middleton
Baseball Office Phone:540-468-5510
Lettermen Returning/Lost:29/9
Position Starters Returning/Lost:5/4
Pitchers Returning/Lost:9/5
2010 Record (Conf.)30-23 (18-6 CAA 1st)
2010 PostseasonCAA Tournament

Baseball SID:Kevin Warner
Office Phone:540-568-6154
Cell Phone540-271-4932
Email:warnerka@jmu.edu
Press Box Phone:N/A
Website:www.JMUSports.com

New Mexico St.



March 11-12
Goss Stadium
Corvallis, Ore.

Location:Las Cruces, N.M.
Enrollment:16,428
Director of Athletics:Dr. McKinley Boston
Home Field:Presley Askew Field
Nickname:Aggies
School Colors:Crimson and White
Conference:Western Athletic Conference (WAC)

Head Coach:Rocky Ward
Alma Mater:Oklahoma State '88
Record at NMSU:334-351-2 (13th Season)
Career Record:Same
Assistants:Chase Tidwell,
.....Gary Ward, J.T. Bloodworth
Baseball Office Phone:575-646-7693
Lettermen Returning/Lost:11/14
Position Starters Returning/Lost:6/9
Starting Pitchers Returning/Lost:3/0
2010 Record (Conf.)36-23-1 (14-9-1 WAC 3rd)
2010 PostseasonWAC Tournament

Baseball SID:Eddie Morelos
Office Phone:575-646-3269
Cell Phone575-642-5746
Email:emorelos@nmsu.edu
Press Box Phone:575-646-5700
Website:www.NMStateSports.com

Oregon St.



March 12-13
Goss Stadium
Corvallis, Ore.

Location:Corvallis, Ore.
Enrollment:23,761
Director of Athletics:Bob De Carolis
Home Field:Goss Stadium at Coleman Field
Nickname:Beavers
School Colors:Black and Orange
Conference:Pac-10 Conference

Head Coach:Pat Casey
Alma Mater:George Fox '90
Record at OSU:537-337-4 (17th season)
Career Record:708-450-5 (24th season)
Assistants:Marty Lees (Assoc.),
.....Pat Bailey, Nates Yasio
Baseball Office Phone:541-737-0598
Lettermen Returning/Lost:14/16
Position Starters Returning/Lost:6/3
Pitchers Returning/Lost:6/6
2010 Record (Conf.)32-24 (12-15 Pac-10)
2010 PostseasonGainesville Regional

Baseball SID:Hank Hager
Office Phone:541-737-7472
Cell Phone541-230-0611
Email:hank.hager@oregonstate.edu
Press Box Phone:541 737-7475
Website:www.OSUBeavers.com

Portland



March 15
Joe Etzel Field
Portland, Ore.

Location:Portland, Ore.
Enrollment:3,600
Director of Athletics:Larry Williams
Home Field:Joe Etzel Field
Nickname:Pilots
School Colors:Purple & White
Conference:West Coast Conference

Head Coach:Chris Sperry
Alma Mater:Portland '89
Record at PU:255-427-1 (14th Season)
Career Record:Same
Assistants:Larry Casian, Tucker Brack
Baseball Office Phone:503-943-7732
Lettermen Returning/Lost:21/9
Position Starters Returning/Lost:8/3
Pitchers Returning/Lost:N/A
2010 Record (Conf.)34-18 (14-7 2nd WCC)
2010 PostseasonNone

Baseball SID:Adam Linnman
Office Phone:503-943-7731
Cell Phone503-860-9494
Email:linnman@up.edu
Press Box Phone:503-943-7253
Website:www.PortlandPilots.com

Winthrop



March 18-20
Winthrop Ballpark
Rock Hill, S.C.

Location:Rock Hill, S.C.
Enrollment:6,400
Athletic Director:Tom Hickman
Home Field:Winthrop Ballpark
Nickname:Eagles
School Colors:Garnet & Gold
Conference:Big South Conference

Head Coach:Tom Riginos
Alma Mater:Stetson '90
Record at WU:First Year
Career Record:Same
Assistants:Mike McGuire, Clint Chrysler,
.....Jeff Stanek
Baseball Office Phone:803-323-2129 ext. 6235
Lettermen Returning/Lost:24/8
Position Starters Returning/Lost:8/2
Starting Pitchers Returning/Lost:3/0
2010 Record (Conf.)27-30 (13-14 BSC, T-5th)
2010 PostseasonBig South Tournament

Baseball SID:Wesley Herring
Office Phone:803-323-2129 ext. 6067
Cell PhoneN/A
Email:herringw@winthrop.edu
Press Box Phone:803-323-2155 or 2114
Website:www.WinthropEagles.com

Longwood



March 22
Lancer Stadium
May 11
Gray-Minor Stadium

Location:Farmville, Va.
Enrollment:4,098
Director of Athletics:Troy Austin
Home Field:Charles Buddy Bolding Stadium
Nickname:Lancers
School Colors:Blue & White
Conference:Independent

Head Coach:Buddy Bolding
Alma Mater:Milligan '73
Record at Longwood:872-477-4 (33rd Season)
Career Record:Same
Assistants:Brett Mooney,
.....Brian McCullough
Baseball Office Phone:434-395-2352
Lettermen Returning/Lost:14/11
Position Starters Returning/Lost:4/5
Pitchers Returning/Lost:6/6
2010 Record28-20
2010 PostseasonN/A

Baseball SID:Greg Prouty
Office Phone:434-395-2097
Cell Phone434-390-3406
Email:proutygd@longwood.edu
Press Box Phone:434-395-2710
Website:www.LongwoodLancers.com

Opponent Quick Facts

VCU



March 23
Gray-Minor Stadium
April 19
The Diamond

Location:Richmond, Va.
Enrollment:32,000
Athletics Director:Norwood Teague
Home Field:The Diamond
Nickname:Rams
School Colors:Black and Gold
Conference:Colonial Athletic Association

Head Coach:Paul Keyes
Alma Mater:Old Dominion
Record at VCU:547-371-1 (17th Season)
Career Record:Same
Assistants:Shawn Stiffler,
.....Cory Whitby, C.J. Rhodes
Baseball Office Phone:804-828-4821
Lettermen Returning/Lost:18/10
Position Starters Returning/Lost:5/4
Pitchers Returning/Lost:10/3
2010 Record (Conf.)34-26-1 (16-7-1 3rd CAA)
2010 PostseasonCharlottesville Regional

Baseball SID:Mitchell Moore
Office Phone:804-828-8496
Cell Phone757-879-0492
Email:moorem13@vcu.edu
Press Box Phone:TBD
Website:www.vcuathletics.com

Presbyterian College



March 25-27
Gray-Minor Stadium
Lexington, Va.

Location:Clinton, S.C.
Enrollment:1,200
Athletic Director:Brian Reese
Home Field:PC Baseball Complex
Nickname:Blue Hose
School Colors:Blue, White & Garnet
Conference:Big South Conference

Head Coach:Elton Pollock
Alma Mater:Presbyterian '95
Record at PC:95-232 (Seventh Season)
Career Record:Same
Assistants:Chris Edwards,
.....Josh Davis, Chris Stephens
Baseball Office Phone:864-833-8236
Lettermen Returning/Lost:25/10
Position Starters Returning/Lost:6/3
Pitchers Returning/Lost:11/6
2010 Record15-39 (7-20 BSC 9th)
2010 PostseasonNone

Baseball SID:TBA
Office Phone:864-833-8252
Cell PhoneTBA
Email:TBA
Press Box Phone:N/A
Website:www.GoBlueHose.com

Gardner-Webb



April 1-3
Gray-Minor Stadium
Lexington, Va.

Location:Boiling Springs, N.C.
Enrollment:4,300
Director of Athletics:Chuck Burch
Home Field:John Henry Moss Stadium
Nickname:Runnin' Bulldogs
School Colors:Scarlet & Black
Conference:Big South Conference

Head Coach:Rusty Stroupe
Alma Mater:Appalachian State '84
Record at GWU:222-227 (Ninth Season)
Career Record:578-460 (21st Season))
Assistants:Kent Cox, Jason Burke,
.....Adam Brown
Baseball Office Phone:N/A
Lettermen Returning/Lost:25/8
Position Starters Returning/Lost:6/3
Pitchers Returning/Lost:12/2
2010 Record25-30 (10-17 7th BSC)
2010 PostseasonBig South Tournament

Baseball SID:Marc Rabb
Office Phone:704-406-4355
Cell Phone704-974-3662
Email:mrabb@gardner-webb.edu
Press Box Phone:N/A
Website:www.GWUSports.com

Virginia Tech



April 5
Gray-Minor Stadium
May 17
English Field

Location:Blacksburg, Va.
Enrollment:31,000
Athletics Director:Jim Weaver
Home Field:English Field
Nickname:Hokies
School Colors:Chicago Maroon & Burnt Orange
Conference:Atlantic Coast -Coastal Division (ACC)

Head Coach:Pete Hughes
Alma Mater:Davidson '90
Record at VT:118-106 (Fifth Season)
Career Record:420-317-2 (15th Season)
Assistants:Patrick Mason, Ryan Connolly
.....Mike Kunigonis
Baseball Office Phone:540-231-3671
Lettermen Returning/Lost:14/10
Position Starters Returning/Lost:4/5
Starting Pitchers Returning/Lost:1/3
2010 Record (Conf.)40-22 (16-14 6th/4th ACC)
2010 PostseasonSouth Carolina Regional

Baseball SID:Marc Mullen
Office Phone:540-231-1894
Cell Phone540-998-5900
Email:marcm@vt.edu
Press Box Phone:540-231-8974
Website:www.HokieSports.com

Radford



April 8-10
Radford Stadium
Lexington, Va.

Location:Radford, Va.
Enrollment:9,230
Director of Athletics:Robert Lineburg
Home Field:Radford University Baseball Field
Nickname:Highlanders
School Colors:Red, & White
Conference:Big South Conference

Head Coach:Joe Raccuia
Alma Mater:Radford '85
Record at RU:79-82 (Fourth Season)
Career Record:138-133 (Sixth Season)
Assistants:Brian Anderson,
.....Kyle Weman, Rick Oliveri
Baseball Office Phone:540-831-5881
Players Returning/Lost:25/7
Position Starters Returning/Lost:14/4
Pitchers Returning/Lost:11/3
2010 Record (Conf.)29-26 (16-10 BSC 3rd)
2009 PostseasonBig South Tournament

Baseball SID:Patrick Reed
Office Phone:540-831-5574
Cell Phone540-815-6587
Email:pmreed@radford.edu
Press Box Phone:540-257-1159
Website:www.RUHighlanders.com

Charleston So.



March 15-17
CSU Ballpark
Charleston, S.C.

Location:Charleston, S.C.
Enrollment:3,321
Athletic Director:Hank Small
Home Field:CSU Ballpark
Nickname:Buccaneers
School Colors:Blue and Gold
Conference:Big South Conference

Head Coach:Stuart Lake
Alma Mater:Charleston Southern '94
Record at CSU:33-75 (Third Season)
Career Record:Same
Assistants:Charles Assey,
.....Sid Fallaw, Jamie Rabon
Baseball Office Phone:843-863-7591
Lettermen Returning/Lost:21/8
Position Starters Returning/Lost:14/4
Pitchers Returning/Lost:9/4
2010 Record (Conf.)17-38 (6-20 BSC 9th)
2010 PostseasonNone

Baseball SID:Ashley Bailey
Office Phone:843-863-7688
Cell PhoneN/A
Email:abailey@csuniv.edu
Press Box Phone:843-863-7683
Website:www.CSUSports.com

Liberty



April 22-23
 Gray-Minor Stadium
 Lexington, Va.

Location:Lynchburg, Va.
 Enrollment:11,928
 Director of Athletics:Jeff Barber
 Home Field:Worthington Stadium
 Nickname:Flames
 School Colors:Red, White & Blue
 Conference:Big South Conference

Head Coach:Jim Toman
 Alma Mater:N.C. State '85
 Record at LU:110-66-1 (Fourth Season)
 Career Record:Same
 Assistants:Jason Murray, Garrett Quinn,
Adam Ward
 Baseball Office Phone:434-582-2103
 Lettermen Returning/Lost:14/5
 Position Starters Returning/Lost:5/4
 Pitchers Returning/Lost:7/4
 2010 Record (Conf.)42-19 (19-8 BSC 2nd)
 2010 Postseason ..Big South Tournament Runners-Up

Baseball SID:Ryan Bomberger
 Office Phone:434-582-2605
 Cell Phone434-221-5576
 Email:rbomberger@liberty.edu
 Press Box Phone:434-582-2914
 Website:www.LibertyFlames.com

Coastal Carolina



April 28-30
 BB&T Coastal Field
 Conway, S.C.

Location:Conway, S.C.
 Enrollment:8,700
 Athletics Director:Hunter Yurachek
 Home Field:Watson Stadium at Vrooman Field
 Nickname:Chanticleers
 School Colors:Teal, Bronze & Black
 Conference:Big South Conference

Head Coach:Gary Gilmore
 Alma Mater:Coastal Carolina '80
 Record at CCU:609-303 (16th Season)
 Career Record:862-405 (22nd Season)
 Assistants:Kevin Schnall, Brendan Dougherty,
Drew Thomas
 Baseball Office Phone:843-349-2524
 Lettermen Returning/Lost:17/13
 Position Starters Returning/Lost:5/4
 Pitchers Returning/Lost:8/5
 2010 Record (Conf.)55-10 (25-0 BSC 1st)
 2010 Postseason ..Super Regional vs. South Carolina

Baseball SID:Mike Cawood
 Office Phone:843-349-2822
 Cell PhoneN/A
 Email:cawood@coastal.edu
 Press Box Phone:843-421-8244
 Website:www.GoCCUSports.com

UNC Asheville



May 13-15
 Gray-Minor Stadium
 Lexington, Va.

Location:Asheville, N.C.
 Enrollment:3,500
 Athletics Director:Janet R. Cone
 Home Field:Greenwood Field/McCormick Field
 Nickname:Bulldogs
 School Colors:Royal Blue and White
 Conference:Big South Conference

Head Coach:Tom Smith
 Alma Mater:Western Carolina '78
 Record at UNCA:17-35 (Second Season)
 Career Record:Same
 Assistants:Aaron Rember, ..Kenny Smith, Joe John
 Baseball Office Phone:828-251-6920
 Lettermen Returning/Lost:15/11
 Position Starters Returning/Lost:7/2
 Pitchers Returning/Lost:6/6
 2010 Record (Conf.)17-35 (10-17 7th BSC)
 2010 PostseasonBig South Tournament

Baseball SID:Matt Pellegrin
 Office Phone:828-251-6931
 Cell Phone828-545-1121
 Email:mpellegr@unca.edu
 Press Box Phone:N/A
 Website:www.uncabulldogs.com

High Point



May 19-21
 Gray-Minor Stadium
 Lexington, Va.

Location:High Point, N.C.
 Enrollment:4,125
 Athletic Director:Craig Keilitz
 Home Field:Willard Stadium
 Nickname:Panthers
 School Colors:Purple and White
 Conference:Big South Conference

Head Coach:Craig Cozart
 Alma Mater:Central Florida, '96
 Record at HPU:52-61 (Third Season)
 Career Record:Same
 Assistants:Bryan Peters (Assoc.),
Rich Wallace, Joe Mercurio
 Baseball Office Phone:N/A
 Lettermen Returning/Lost:25/8
 Position Starters Returning/Lost:5/4
 Pitchers Returning/Lost:14/4
 2010 Record (Conf.)31-29 (15-12 BSC 4th)
 2010 PostseasonBig South Tournament

Baseball SID:Erika Carruba
 Office Phone:336-841-4640
 Cell Phone336-848-9192
 Email:ecarrubb@highpoint.edu
 Press Box Phone:336-841-3077
 Website:www.HighPointPanthers.com

Big South Tourney

May 24-28
 Gray-Minor Stadium
 Lexington, Va.
 Hosted by VMI

First Round GamesTuesday, May 24

**Winners of First Round Games Advance to Six-Team Championship Bracket*

Games 1-3Wednesday, May 25

Games 4-6Thursday, May 26

Games 7-9Friday, May 27

Games 10-11Saturday, May 28

**Winner gains Big South Conference's
 Automatic Bid into the NCAA Tournament**



Reeswing

Effective in 2011 the NCAA bat performance standards will change. One thing remains constant. The aerodynamic advantage of O-Technology featured in the Reebok Vector O.

O-Technology is a pure aerodynamic concept that can reduce drag on the bat when you swing.

What are the benefits of less drag?

Less drag ▶ Faster swing speed ▶ More distance

Getting your hands through the hitting zone quickly is a crucial part of hitting. Bat speed can determine how far the ball travels and with the Vector O, baseball players can experience a faster swing speed.

Based on independent lab testing the Vector O (-3) bat produces less drag than our #1 competitor.


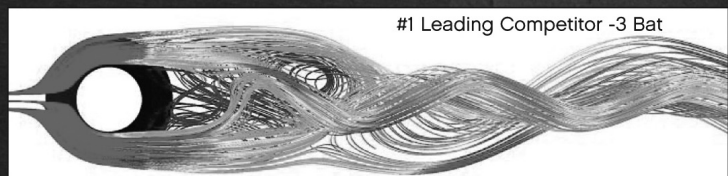


Image shows side view of flow lines around shaft.

This is REAL, Game-Changing Technology.

Join the rev-O-lution



www.reebok.com

©2011 Reebok. All Rights Reserved. The O-TECHNOLOGY and O trademarks and technology are owned by Prince Sports, Inc., and used under license.

Reebok



Kyle Kallander
Commissioner



James Companion
Associate
Commissioner



Dawn Turner
Associate
Commissioner



Mark Simpson
Assistant
Commissioner



Chad Cook
Director of Marketing



Mark Bryant
Coordinator of
New Media

Since its founding in 1983, the Big South Conference has matured into a competitive leader in college athletics, actively pursuing excellence on the field of play and in the classroom. The League's growing presence as an NCAA Division I athletic conference is evident by athletic accomplishments on the national stage, innovative marketing and media partnerships, increased television packages, and quality athletic competition while intentionally fostering the academic, personal, social, athletic and leadership development of each student-athlete. This has evolved into the Conference's mission of "Developing Leaders Through Athletics."

The Big South Conference was formed on August 21, 1983, when Charleston Southern (then Baptist College) Athletic Director Howard Bagwell and Augusta President George Christenberry began recruiting members into the Big South, receiving initial commitments from Augusta, Charleston Southern, Campbell, Coastal Carolina and Winthrop. One month later, Dr. Edward M. Singleton was selected as the League's first Commissioner and continued to solicit new members. His efforts led to the additions of Armstrong State, Radford and UNC Asheville, giving the Big South more than the required six members to constitute an official conference.

The Big South's first year of competition was in the Fall of 1984, and in September 1986, the Big South Conference was granted full-fledged NCAA Division I status. During its infancy and prior to securing automatic bids to NCAA Championships, the Big South made early strides in earning at-large berths in several national postseason events, including volleyball, women's basketball and women's golf. In 1989, George F. "Buddy" Sasser replaced the retiring Dr. Singleton as Commissioner, and in 1990, the League received its first automatic bid -- receiving an automatic qualifier to the NCAA Baseball Championship.

Under Sasser's seven years of leadership, the Conference implemented its public relations and compliance programs, and introduced its first-ever men's basketball television package, featuring the Big South competing among some of the finest teams in the nation. In August 1996, Kyle B. Kallander replaced Sasser as the League's third Commissioner, and in his 14 years at the helm of the Big South, Kallander has been instrumental in aggressively promoting the Conference to new heights. The Conference has enjoyed record levels in marketing revenue during the past several years, he has

brought television coverage to Big South women's basketball, baseball and softball for the first time in Conference history, as well as increased national television exposure to the League as a whole through aggressive and unique television packages.

Under Kallander's leadership, the Big South developed and initiated its first long-range strategic plan, re-affirming the League's vision as a distinctive athletic Conference committed to the quality of institutional life through athletic competition. He also spearheaded the efforts to add football as a championship sport, which came to fruition in 2002, and has solidified Conference membership with the additions of High Point, Gardner-Webb and Presbyterian College, and in 2011-12, the return of charter member Campbell University.



Kallander's long range vision has also included technological advancements, as the Conference introduced its first live event video streaming in 2005 and has since expanded its video offerings to more than 700 events annually through a partnership with the member institutions, as well as the creation of several online and social media platforms.

In the last 15 years alone, the Big South Conference has experienced monumental growth and success in nearly every sport. During this time, the Conference has had four individual National Champions, more than 220 All-Americans, has reached the "Sweet 16" in men's soccer, women's basketball and baseball, has received national Top 25 rankings in football, men's soccer, men's basketball, women's basketball, baseball, men's outdoor track & field, and men's golf, had an individual selected to play in the NCAA Singles Championship five times in addition to the first men's tennis doubles at-large selection, had the No. 1-ranked men's golfer in the country, has had the nation's top scoring men's basketball team four consecutive years as well as the national men's basketball scoring leader twice, received an at-large playoff berth in the Football Championship Subdivision in 2006, has had four NFL Draft picks, has had seven Olympians, had its first NBA player since the mid-90s, and had an institution finish fifth in the NCAA Men's Golf Championships -- the

Conference's highest-ever team finish in an NCAA event.

In 2006-07, the Big South was the only Conference nationwide to have an at-large participant in the football playoffs (Coastal Carolina), a team in the Second Round of the NCAA Men's Basketball Tournament (Winthrop) and a No. 1 seed in the NCAA Baseball Regionals (Coastal Carolina). In fact, Coastal Carolina's baseball program has been a No. 1 seed four out of the last six years -- including a national seed for the first time in 2010, while the Chanticleers' FCS playoff berth in 2006 came in just the fifth year of the Big South's football existence.

The 2009-10 season saw Liberty's Sam Chelanga win two NCAA National Championships (Cross Country, Outdoor Track 10,000-meter run), Coastal Carolina's baseball team reached the Super Regionals for the second time in three years as well as being ranked No. 1 in the national RPI and as high as No. 3 in the national polls; and three women's basketball teams reach the postseason for the first time in Conference history. Two former Big South student-athletes also reached national prominence last year. VMI's Reggie Williams reached the NBA with the Golden State Warriors, and Coastal Carolina's Dustin Johnson captured his third PGA Tour win during his third year on the tour. The Conference's tagline, "Developing Leaders Through Athletics" was unveiled in 2008-09 in conjunction with the Conference's 25th Anniversary. The League also honored its heritage by unveiling the Top 25 "Best of the Best" moments in League history from 1983-2008, with Liberty University's 10-year women's basketball championship run from 1996-2007 being crowned the No. 1 moment in the Big South's first 25 years. The Conference's on-field accomplishments have been duplicated in the classroom. Annually, more than 40 percent of Conference student-athletes are named to the Big South's Presidential Honor Roll for maintaining a cumulative 3.0 gradepoint average, and the League has had more than 95 Academic All-Americans in its 26 years of existence.

The Big South Conference

7233 Pineville-Matthews Road, Suite 100
Charlotte, NC 28226

Office Phone: (704) 341-7990

Media FAX: (704) 341-7991

Big South Composite Schedule

Friday, Feb. 18

Gardner-Webb vs. Towson, Noon (at Charleston, S.C.)
North Florida at Charleston So., 2 p.m.
Navy at Presbyterian, 2 p.m.
Radford vs. Army, 2 p.m. (at Davidson, N.C.)
Murray State at UNC Asheville, 2 p.m.
Boston College at Coastal Carolina, 4 p.m.
Gardner-Webb at The Citadel, 4 p.m.
Liberty at Mercer, 4 p.m.
VMI at Florida State, 4 p.m.
High Point at Troy, 6 p.m.
Winthrop at San Diego State, 9 p.m.

Saturday, Feb. 19

Gardner-Webb vs. Towson, 11 a.m. (at Charleston, S.C.)
High Point at Troy (DH), 1 p.m.
Liberty at Mercer (DH), 1 p.m.
Murray State at UNC Asheville, 1 p.m.
North Florida at Charleston So., 2 p.m.
Navy at Presbyterian, 2 p.m.
VMI at Florida State, 2:00pm
Tennessee Tech at Coastal Carolina, 3 p.m.
Winthrop at San Diego, 4 p.m.
Radford vs. Army, 7 p.m. (at Davidson, N.C.)

Sunday, Feb. 20

Indiana at Coastal Carolina, Noon
High Point at Troy, 1 p.m.
Liberty at Mercer, 1 p.m.
Navy at Presbyterian, 1 p.m.
Murray State at UNC Asheville, 1 p.m.
VMI at Florida State, 1:00pm
North Florida at Charleston So., 2 p.m.
Gardner-Webb at The Citadel, 2 p.m.
Radford at Davidson, 2 p.m.
Virginia Tech at Coastal Carolina, 3:30 p.m.
Winthrop at San Diego State, 4 p.m.

Tuesday, Feb. 22

Furman at Charleston So., 2 p.m.
Davidson at Presbyterian, 3 p.m.
William & Mary at VMI, 3:00pm
Appalachian State at Gardner-Webb, 4 p.m.
Elon at High Point, 4 p.m.
UNC Asheville at UNC Greensboro, 4 p.m.

Wednesday, Feb. 23

VMI at Virginia, 4 p.m.

Thursday, Feb. 24

Kansas State at Coastal Carolina, 4 p.m. (at BB&T Coastal Field - Myrtle Beach, S.C.)

Friday, Feb. 25

UNC Asheville at Campbell, 2 p.m.
California at Coastal Carolina, 4 p.m. (at BB&T Coastal Field - Myrtle Beach, S.C.)
Dayton at Gardner-Webb, 4 p.m.
Temple at High Point, 4 p.m.
Presbyterian at USC Upstate, 4 p.m.
Radford at Auburn, 4 p.m.
Binghamton at VMI, 4 p.m.
Wagner at Winthrop, 4 p.m.
Charleston So. at Furman, 7 p.m.
Liberty at North Florida, 7 p.m.

Saturday, Feb. 26

UNC Asheville at Campbell (DH), Noon
Kent State at Winthrop, 12:30 p.m.
Charleston So. at Clemson, 1 p.m.
Butler at Gardner-Webb (DH), 1 p.m.

Liberty at North Florida (DH), 1 p.m.
Presbyterian at Wofford, 2 p.m.
Binghamton at VMI (DH), 2 p.m.
W. Kentucky at Coastal Carolina, 3:30 p.m. (at BB&T Coastal Field - Myrtle Beach, S.C.)
Temple at High Point, 4 p.m.
Radford at Auburn, 4 p.m.
Wagner at Winthrop, 4 p.m.
Charleston So. vs. Cincinnati, 7 p.m. (at Greenville, S.C.)

Sunday, Feb. 27

Temple at High Point, 1 p.m.
Liberty at North Florida, 1 p.m.
Binghamton at VMI, 1 p.m.
Radford at Auburn, 2 p.m.
Kent State at Winthrop, 2:30 p.m.
NC State at Coastal Carolina, 3 p.m. (at BB&T Coastal Field - Myrtle Beach, S.C.)
Gardner-Webb vs. Presbyterian, 4 p.m. (at Spartanburg, S.C.)

Tuesday, March 1

Savannah State at Charleston So., 2 p.m.
Eastern Michigan at Presbyterian, 2 p.m.
VMI at Richmond, 2:30 p.m.
High Point at Duke, 3:15 p.m.
Radford at James Madison, 4 p.m.

Wednesday, March 2

Eastern Michigan at Presbyterian, 2 p.m.
East Tennessee State at UNC Asheville, 2 p.m.
Liberty at Virginia Tech, 3 p.m.
Coastal Carolina at C. of Charleston, 4 p.m.
USC Upstate at Gardner-Webb, 4 p.m.

Friday, March 4

Radford vs. Towson, Noon (at Winston-Salem, N.C.)
VCU at Presbyterian, 2 p.m.
Binghamton at Liberty, 3 p.m.
UNC Asheville at Charlotte, 3 p.m.
Ball State at Coastal Carolina, 4 p.m.
Dayton at High Point, 4 p.m.
Bucknell at VMI, 4 p.m.
Notre Dame at Winthrop, 4 p.m.

Saturday, March 5

Siena at Charleston So. (DH), 11:30am
Radford vs. Fordham, Noon (at Winston-Salem, N.C.)
Manhattan at Winthrop, 12:30 p.m.
N. Greenville at Gardner-Webb (DH), 1 p.m.
Binghamton at Liberty (DH), 1 p.m.
Bucknell at VMI (DH), 1 p.m.
Ball State at Coastal Carolina, 2 p.m.
Dayton at High Point, 2 p.m.
VCU at Presbyterian, 2 p.m.
UNC Asheville at Charlotte, 2 p.m.
Notre Dame at Winthrop, 4 p.m.

Sunday, March 6

Siena at Charleston So., 1 p.m.
Marshall at Coastal Carolina, 1 p.m.
Dayton at High Point, 1 p.m.
Binghamton at Liberty, 1 p.m.
VCU at Presbyterian, 1 p.m.
UNC Asheville at Charlotte, 1 p.m.
Bucknell at VMI, 1 p.m.
Manhattan at Winthrop, 2:30 p.m.
Radford at Wake Forest, 4 p.m.

Tuesday, March 8

William & Mary at Liberty, 3 p.m.
Radford at NC State, 3 p.m.
Holy Cross at Gardner-Webb, 4 p.m.
Duke at High Point, 4 p.m.
VMI at James Madison, 4 p.m.
UNC Asheville at Georgia State, 6 p.m.

Wednesday, March 9

USC Upstate at Charleston So., 2 p.m.
Furman at Presbyterian, 2 p.m.
Radford at NC State, 3 p.m.
Coastal Carolina at Wake Forest, 4 p.m.
Holy Cross at Gardner-Webb, 4 p.m.
High Point at East Carolina, 5 p.m.
UNC Asheville at Georgia State, 5 p.m.

Friday, March 11

Liberty vs. Rutgers, 1 p.m. (at Greenville, N.C.)
N.C. Central at Presbyterian, 2 p.m.
UNC Asheville at E. Kentucky, 2 p.m.
Fordham at Charleston So., 3 p.m.
Kent State at Coastal Carolina, 4 p.m.
N.C. A&T at High Point, 4 p.m.
Hartford at Radford, 4 p.m.
VMI vs. New Mexico State, 4 p.m. (at Corvallis, Ore.)
Michigan at Winthrop, 4 p.m.
St. John's at Gardner-Webb, 6 p.m.

Saturday, March 12

Liberty vs. Monmouth, 11 a.m. (at Greenville, N.C.)
UNC Asheville at Eastern Kentucky, 1 p.m.
Fordham at Charleston So., 2 p.m.
St. John's at Gardner-Webb, 2 p.m.
North Carolina A&T at High Point, 2 p.m.
N.C. Central at Presbyterian, 2 p.m.
Hartford at Radford, 2 p.m.
Notre Dame at Coastal Carolina, 2:30 p.m.
Stony Brook at Winthrop, 2:30 p.m.
VMI vs. New Mexico State, 4 p.m. (at Corvallis, Ore.)
Michigan at Winthrop, 6 p.m.
VMI at Oregon State, 8:30 p.m.

Sunday, March 13

UAB at Coastal Carolina, 11 a.m. (at BB&T Coastal Field - Myrtle Beach, S.C.)
St. John's at Gardner-Webb, 1 p.m.
N.C. A&T at High Point, 1 p.m.
N.C. Central at Presbyterian, 1 p.m.
Hartford at Radford, 1 p.m.
UNC Asheville at E. Kentucky, 1 p.m.
Fordham at Charleston So., 2 p.m.
Liberty at East Carolina, 2 p.m.
Stony Brook at Winthrop, 2 p.m.
VMI at Oregon State, 3:00 p.m.

Monday, March 14

Fordham at Charleston So., 2 p.m.

Tuesday, March 15

Charleston So. at Savannah State, 2 p.m.
Liberty at Maryland, 4 p.m.
East Tennessee State at Radford, 4 p.m.
Coastal Carolina at San Diego, 5 p.m.
Appalachian State at High Point, 6 p.m.
VMI at Portland, 6 p.m.
The Citadel at Winthrop, 6 p.m.
UNC Asheville at Davidson, 7 p.m.

Wednesday, March 16

Gardner-Webb at N.C. A&T, 3 p.m.
Charleston So. at USC Upstate, 4 p.m.
VCU at High Point, 4 p.m.
Liberty at Maryland, 4 p.m.
Coastal Carolina at San Diego, 5 p.m.
UNC Asheville at W. Carolina, 6 p.m.
Presbyterian vs. Clemson, 7 p.m. (at Greenville, S.C.)

Friday, March 18

Presbyterian at High Point *, 4 p.m.
Coastal Carolina at Pepperdine, 6 p.m.
UNC Asheville at Gardner-Webb *, 6 p.m.
VMI at Winthrop *, 6 p.m.
Charleston So. at Liberty *, 7 p.m.

Saturday, March 19

Cornell at Radford (DH), 1 p.m.
UNC Asheville at Gardner-Webb *, 2 p.m.
Presbyterian at High Point *, 2 p.m.
Charleston So. at Liberty *, 3 p.m.
VMI at Winthrop *, 3 p.m.
Coastal Carolina at Pepperdine, 4 p.m.

Sunday, March 20

Charleston So. at Liberty *, 1 p.m.
Presbyterian at High Point *, 1 p.m.
Cornell at Radford, 1 p.m.
VMI at Winthrop *, 1 p.m.
UNC Asheville at Gardner-Webb *, 2 p.m.
Coastal Carolina at Pepperdine, 3 p.m.

Tuesday, March 22

Coppin State at Charleston So., 2 p.m.
Virginia Tech at Liberty, 3 p.m.
UNC Asheville at App. State, 3 p.m.
VMI at Longwood, 5 p.m.
Radford at East Tennessee State, 6 p.m.
Winthrop at Florida, 6:30 p.m.

Wednesday, March 23

Wofford at Presbyterian, 3 p.m.
UNC Asheville at N.C. Central, 3 p.m.
VCU at VMI, 5 p.m.
Coastal Carolina at The Citadel, 6 p.m.
Gardner-Webb at Western Carolina, 6 p.m.
High Point at North Carolina, 6 p.m.
Winthrop at Florida, 6:30pm

Friday, March 25

Radford at Charleston So. *, 2 p.m.
Coastal Carolina at UNC Asheville *, 3 p.m.
VMI at Presbyterian *, 3 p.m.
High Point at Gardner-Webb *, 6 p.m.
Winthrop at Liberty *, 7 p.m.

Saturday, March 26

Radford at Charleston So. *, 2 p.m.
Coastal Carolina at UNC Asheville *, 2 p.m.
High Point at Gardner-Webb *, 2 p.m.
VMI at Presbyterian *, 2 p.m.
Winthrop at Liberty *, 3 p.m.

Sunday, March 27

Coastal Carolina at UNC Asheville *, 1 p.m.
Winthrop at Liberty *, 1 p.m.
VMI at Presbyterian *, 1 p.m.
Radford at Charleston So. *, 2 p.m.
High Point at Gardner-Webb *, 2 p.m.

Tuesday, March 29

Liberty at VCU, 3 p.m.

Big South Composite Schedule

UNC Asheville at N.C. A&T, 3 p.m.
Radford at Virginia Tech, 5:30 p.m.
Charleston So. at The Citadel, 6 p.m.
High Point at Western Carolina, 6 p.m.
Furman at Winthrop, 6 p.m.

Wednesday, March 30

Richmond at VMI, 5 p.m.
Charleston So. at Furman, 6 p.m.
Gardner-Webb at App. State, 6 p.m.
Longwood at Radford, 6 p.m.
Presbyterian at Wofford, 7 p.m.

Friday, April 1

UNC Asheville at Charleston So. *, 2 p.m.
Radford at Presbyterian *, 3 p.m.
Liberty at Coastal Carolina *, 6 p.m.
Gardner-Webb at VMI *, 6 p.m.
Winthrop at High Point *, 6 p.m.

Saturday, April 2

UNC Asheville at Charleston So. *, 2 p.m.
Liberty at Coastal Carolina *, 2 p.m.
Radford at Presbyterian *, 2 p.m.
Gardner-Webb at VMI *, 4 p.m.
Winthrop at High Point *, 6 p.m.

Sunday, April 3

Gardner-Webb at VMI *, 1 p.m.
Winthrop at High Point *, 1 p.m.
Radford at Presbyterian *, 1 p.m.
UNC Asheville at Charleston So. *, 2 p.m.
Liberty at Coastal Carolina *, 2 p.m.

Tuesday, April 5

High Point at Wake Forest, 6 p.m.
Presbyterian at Tennessee, 6 p.m.
Radford at Virginia, 6 p.m.
Virginia Tech at VMI, 6 p.m.
Winthrop at North Carolina, 6 p.m.
Coastal Carolina at Clemson, 6:30 p.m.
Charleston So. at Georgia, 7 p.m.

Wednesday, April 6

James Madison at Liberty, 3 p.m.
Charleston So. at Georgia, 5 p.m.
Gardner-Webb at USC Upstate, 6 p.m.
Wake Forest at High Point, 6 p.m.
Presbyterian at Furman, 6 p.m.
UNC Asheville at Tennessee, 7 p.m.

Friday, April 8

Coastal Carolina at Presbyterian *, 3 p.m.
Charleston So. at Gardner-Webb *, 6 p.m.
Liberty at High Point *, 6 p.m.
UNC Asheville at Winthrop *, 6 p.m.
VMI at Radford *, 6 p.m.

Saturday, April 9

Coastal Carolina at Presbyterian *, 2 p.m.
Charleston So. at Gardner-Webb *, 2 p.m.
UNC Asheville at Winthrop *, 3 p.m.
VMI at Radford *, 4 p.m.
Liberty at High Point *, 6 p.m.

Sunday, April 10

Coastal Carolina at Presbyterian *, 1 p.m.
Liberty at High Point *, 1 p.m.
UNC Asheville at Winthrop *, 1 p.m.
Charleston So. at Gardner-Webb *, 2 p.m.
VMI at Radford *, 2 p.m.

Tuesday, April 12

C. of Charleston at Charleston So., 3 p.m.
N.C. A&T at Gardner-Webb, 4 p.m.
Virginia Tech at Radford, 6 p.m.
Winthrop at Furman, 6 p.m.
Liberty at James Madison, 6:30 p.m.
Presbyterian at Clemson, 6:30 p.m.
W. Carolina at UNC Asheville, TBA

Wednesday, April 13

Coastal Carolina at Virginia, 5 p.m.
Charleston So. at C. of Charleston, 6 p.m.
Wake Forest at Winthrop, 6 p.m.
UNC Asheville at Wofford, 7 p.m.
VMI at William & Mary, 7 p.m.

Friday, April 15

VMI at Charleston So. *, 2 p.m.
High Point at UNC Asheville *, 3 p.m.
Gardner-Webb at Coastal Carolina *, 6 p.m.
Winthrop at Radford *, 6 p.m.
Presbyterian at Liberty *, 7 p.m.

Saturday, April 16

VMI at Charleston So. *, 2 p.m.
Gardner-Webb at Coastal Carolina *, 2 p.m.
High Point at UNC Asheville *, 2 p.m.
Presbyterian at Liberty *, 3 p.m.
Winthrop at Radford *, 4 p.m.

Sunday, April 17

High Point at UNC Asheville *, 1 p.m.
Presbyterian at Liberty *, 1 p.m.
VMI at Charleston So. *, 2 p.m.
Gardner-Webb at Coastal Carolina *, 2 p.m.
Winthrop at Radford *, 2 p.m.

Tuesday, April 19

The Citadel at Charleston So., 3 p.m.
Gardner-Webb at Furman, 3 p.m.
Coastal Carolina at North Carolina, 6 p.m.
Presbyterian at App. State, 6 p.m.
Virginia at Radford, 6 p.m.
VMI at VCU, 6 p.m.
Winthrop at Wake Forest, 6 p.m.
High Point at Elon, 7 p.m.
Liberty at William & Mary, 7 p.m.

Wednesday, April 20

The Citadel at Coastal Carolina, 6 p.m.
Wofford at UNC Asheville, TBA

Friday, April 22

Radford at UNC Asheville *, 3 p.m.
Charleston So. at Winthrop *, 6 p.m.
Coastal Carolina at High Point *, 6 p.m.
Presbyterian at Gardner-Webb *, 6 p.m.
Liberty at VMI *, 6 p.m.

Saturday, April 23

Coastal Carolina at High Point * (DH), 1 p.m.
Presbyterian at Gardner-Webb * (DH), 1 p.m.
Radford at UNC Asheville * (DH), 1 p.m.
Charleston So. at Winthrop * (DH), 2 p.m.
Liberty at VMI * (DH), 2 p.m.

Tuesday, April 26

Coastal Carolina at UNC Wilmington, 6 p.m.
W. Carolina at High Point, 6 p.m.
App. State at Radford, 6 p.m.
James Madison at VMI, 6 p.m.
Charlotte at Winthrop, 6 p.m.

Wednesday, April 27

Gardner-Webb at Furman, 6 p.m.
High Point at UNC Greensboro, 6 p.m.
Radford at Longwood, 6 p.m.

Thursday, April 28

VMI at Coastal Carolina *, 6 p.m.

Friday, April 29

Presbyterian at The Citadel, 2 p.m.
Gardner-Webb at Radford *, 6 p.m.
VMI at Coastal Carolina *, 6 p.m.
LeMoynes at Liberty, 7 p.m.

Saturday, April 30

Presbyterian at The Citadel, 1 p.m.
VMI at Coastal Carolina *, 2 p.m.
Mercer at Winthrop (DH), 2 p.m.
New Orleans at Liberty, 3 p.m.
Gardner-Webb at Radford *, 4 p.m.

Sunday, May 1

New Orleans at Liberty, Noon
Presbyterian at The Citadel, 1 p.m.
Mercer at Winthrop, 1 p.m.
Gardner-Webb at Radford *, 2 p.m.
LeMoynes at Liberty, 3 p.m.

Tuesday, May 3

Gardner-Webb at North Carolina, 6 p.m.
Presbyterian at Davidson, 6 p.m.
UNC Asheville at East Tennessee State, 7 p.m.

Wednesday, May 4

Charleston So. at Georgia Southern, 6 p.m.
Winthrop at The Citadel, 6 p.m.

Thursday, May 5

UNC Asheville at Liberty *, 7 p.m.

Friday, May 6

Winthrop at Presbyterian *, 3 p.m.
Charleston So. at High Point *, 6 p.m.
Radford at Coastal Carolina *, 6 p.m.

Saturday, May 7

Gardner-Webb at Clemson (DH), 1 p.m.
UNC Asheville at Liberty * (DH), 1 p.m.
Winthrop at Presbyterian *, 2 p.m.
Radford at Coastal Carolina *, 6 p.m.
Charleston So. at High Point *, 7 p.m.

Sunday, May 8

Charleston So. at High Point *, 1 p.m.
Winthrop at Presbyterian *, 1 p.m.
Clemson at Gardner-Webb, 2 p.m.
Radford at Coastal Carolina *, 6 p.m.

Monday, May 9

Radford at Coastal Carolina *, 2 p.m.

Tuesday, May 10

UNC Greensboro at High Point, 6 p.m.
Radford at Marshall, 6 p.m. (at Beckley, W.Va.)
Presbyterian at South Carolina, 7 p.m.

Wednesday, May 11

High Point at App. State, 6 p.m.
Longwood at VMI, 6 p.m.
UNC Asheville at North Carolina, 7 p.m.

Thursday, May 12

Charleston So. at South Carolina, 7 p.m.

Friday, May 13

Presbyterian at Charleston So. *, 2 p.m.
High Point at Radford *, 6 p.m.
Coastal Carolina at Winthrop *, 6 p.m.
Liberty at Gardner-Webb *, 6 p.m.
UNC Asheville at VMI *, 6 p.m.

Saturday, May 14

Presbyterian at Charleston So. *, 2 p.m.
Liberty at Gardner-Webb *, 2 p.m.
Coastal Carolina at Winthrop *, 3 p.m.
High Point at Radford *, 4 p.m.
UNC Asheville at VMI *, 6 p.m.

Sunday, May 15

Coastal Carolina at Winthrop *, 1 p.m.
Presbyterian at Charleston So. *, 2 p.m.
Liberty at Gardner-Webb *, 2 p.m.
High Point at Radford *, 2 p.m.
UNC Asheville at VMI *, 6 p.m.

Tuesday, May 17

UNC Wilmington at Coastal Carolina, 1 p.m.
Georgia Southern at Charleston So., 2 p.m.
W. Carolina at Gardner-Webb, 4 p.m.
VMI at Virginia Tech, 5:30 p.m.
High Point at Virginia, 6 p.m.
Presbyterian at C. of Charleston, 6 p.m.
James Madison at Radford, 6 p.m.
Winthrop at Charlotte, 6 p.m.
VCU at Liberty, 7 p.m.
UNC Asheville at South Carolina, 7 p.m.

Thursday, May 19

Presbyterian at UNC Asheville *, 3 p.m.
Charleston So. at Coastal Carolina *, 6 p.m.
Gardner-Webb at Winthrop *, 6 p.m.
High Point at VMI *, 6 p.m.
Radford at Liberty *, 7 p.m.

Friday, May 20

Presbyterian at UNC Asheville *, 2 p.m.
Charleston So. at Coastal Carolina *, 6 p.m.
Gardner-Webb at Winthrop *, 6 p.m.
High Point at VMI *, 6 p.m.
Radford at Liberty *, 7 p.m.

Saturday, May 21

Gardner-Webb at Winthrop *, 1 p.m.
High Point at VMI *, 1 p.m.
Presbyterian at UNC Asheville *, 1 p.m.
Charleston So. at Coastal Carolina *, 2 p.m.
Radford at Liberty *, 2 p.m.

Tuesday-Saturday, May 24-28

Big South Conference Tournament
Gray-Minor Stadium, Lexington, Va.

* - Big South Conference game

Big South Championship

2011 Big South Conference Baseball Championship

May 24-28, 2011 - Hosted by VMI, Lexington, Va.

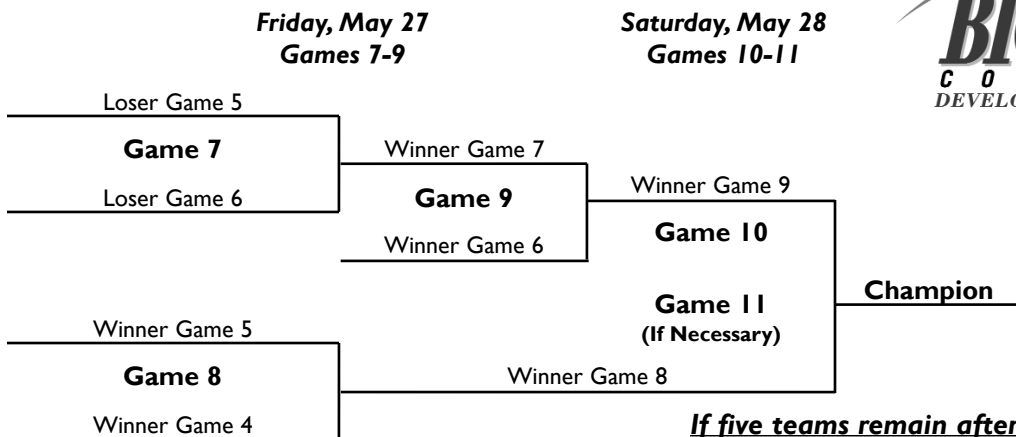
First Round Games; Tuesday, May 24



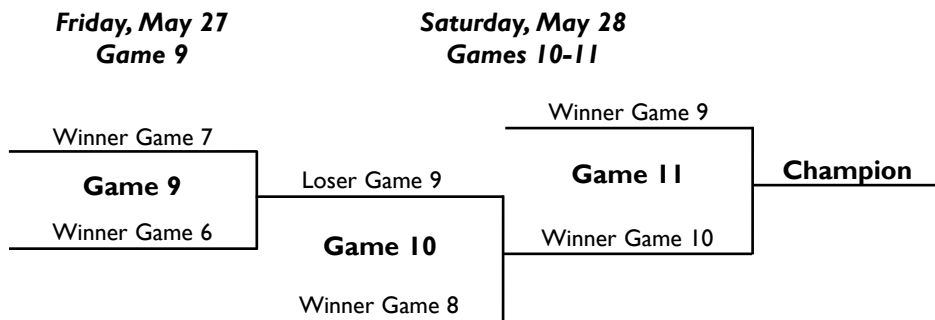
Highest seed to win First Round Game earns #5 Seed into bracket below, Lower seed to win First Round game Earns #6 Seed



If five teams remain after Game 6 and two after Game 9



If five teams remain after Game 6 and three after Game 9





2010 SEASON REVIEW



VMI KEYDETS BASEBALL
2011 Media Guide

Noting The Keydets

All-Conference Keydets:

Four Keydets, including returners Alex Haitsuka and Graham Sullivan, earned All-Conference honors following the 2010 season.

Senior first baseman Jordan Ballard was VMI's lone First Team All-Conference honoree, marking the sixth straight season the Keydets have had an infielder named to the First Team. Haitsuka, Sullivan and Cory Spangenberg were named to the league's Second Team, while Haitsuka was also named to the All-Academic Team and Spangenberg was the Freshman of the Year.

Ballard (Troy, Va.) earned First Team All-Conference honors after ranking second on the circuit with 18 home runs and a .635 slugging percentage. VMI's career leader with 41 home runs, Ballard also ranks among the top 10 career sluggers in Big South history with that total. In league play in 2010, Ballard accounted for 32 RBIs in 27 contests, hitting 10 home runs with 70 total bases. He is VMI's first First Team selection at first base since Marshall Simpson did so in the SoCon in 1990.

Haitsuka's (Alexandria, Va.) Second Team selection comes after the junior hit a career-high .348 with seven doubles, seven home runs and 29 RBIs. He becomes the first Keydet catcher to earn All-Conference accolades since VMI joined the Big South.

Sullivan (Manassas, Va.) enjoyed a standout season for the Keydets in 2010, hitting .357 with 19 doubles, 10 home runs and 55 RBIs. Another Keydet that started each contest, Sullivan ranked among the top 10 in the league in total bases, RBIs, slugging percentage, doubles and home runs. He enjoyed a 27-game stretch during which he hit .424 with 12 doubles, eight home runs and 43 RBIs, and had game-winning hits against High Point, Lafayette, UNC Asheville and

JMU. His selection marks the first time that VMI has had an All-Conference outfielder since Ryan Glynn earned First Team honors in the SoCon in 1995.

The Keydets' haul of four All-Conference players is the most since VMI joined the Big South, and the most VMI has had in a single season since claiming four honorees in the SoCon in 2000.

Keydets Assault Record Books:

There is little doubt that 2010 will be regarded as the best offensive season in VMI's baseball history. The team shattered most of the offensive standards en route to one of its most successful seasons on record.

The team set new school records for batting average (.325), slugging percentage (.529), hits (629), runs (414), doubles (133), home runs (78), RBIs (390), at bats (1933) and total bases (1022). As far as percentages go, this year's .328 batting average and .536 slugging percentage would each top the charts.

On the mound, the staff's 441 strikeouts were tied for the most in school history, while the team's 8.26 strikeouts per nine innings rate is the third-best. In addition, the 11 saves the team posted is tied for fourth on the list and the 3.46 walks per nine innings rate comes in seventh. Finally, the team's ERA (5.43) ranks ninth in the Aluminium Bat Era.

The team also fielded at a .963 clip, a number that ranks as the third-best in program history.

Roberts Named to Olerud Award Watch List:

Just days after being selected as one of 25 quarterfinalists for the Brooks Wallace Award, presented annually to the nation's top shortstop,

junior Sam Roberts was named one of 25 players on the inaugural John Olerud Two-Way Player of the Year Award Watch List.

Roberts (Prince George, Va./Prince George) did it all for the Keydets as a junior, starting every game either on the field at shortstop, or at design-

nated hitter. Roberts tied for the team lead with six wins as a weekend starter while hitting .336 with 16 doubles, nine home runs and 52 RBIs.

Roberts was the only player on the 25-man list to also be named a Quarterfinalist for the Wallace Award and was one of just two Big South players on the Olerud Award Watch List, joining Coastal Carolina's Josh Conway.

Haitsuka Named to Johnny Bench Award Watch List:

Junior Alex Haitsuka was one of four additions to the watch list for the 2010 Coleman Company-Johnny Bench Award delivered by Papa John's Pizza, as announced by the Greater Wichita Area Sports Commission.

Haitsuka (Alexandria, Va./T.C. Williams) started 45 games behind the plate as a junior for VMI, hitting a career-best .348. Haitsuka had three four-hit games in 2010, including a performance against Longwood when he hit for the cycle in just four at bats and scored four times.

The Johnny Bench Award was created in 2000 to honor the nation's top collegiate catcher based on athletic ability, sportsmanship, team leadership and character.

His selection marked the second time a VMI player had been named to the Johnny Bench Award Watch List, joining Mike Roberts, who was so honored in 2008.

Ballard Passes Weddle for Career HR Lead:

With a home run in game one against Liberty on April 16, senior Jordan Ballard passed Greg Weddle '86 for the most career home runs in school history.

The senior slugger ended his career with 41 home runs, which is also tied for the eighth-most in Big South history.

Earlier in the year, Ballard had a stretch with base hits in 24 of 25 contests. During that run, he hit .411 with 11 doubles, 11 home runs, 38 RBIs and an .822 slugging percentage. In addition, he had a career-best 15-game hitting streak end April 20, as he hit .413 with 21 RBIs, six doubles and six home runs on the streak.

Ballard ended the regular season tied for the league lead in home runs (18), and ended the year ranked among the top 10 with 58 RBIs (T-4th), a .626 slugging percentage (5th) and 134 total bases (T-6th).

The Troy, Va. native ranks second in career slugging percentage (.569), third in career total bases (374), fourth in RBIs (148) and fielding percentage (.986), sixth in career doubles (43) and hits (208) and ninth in career runs (133) at VMI.



Alex Haitsuka was named both Second Team All-Big South and Big South All-Academic following the 2010 season.

Ikenberry Hits Top Five In Big South:

With VMI's 2-1 win over Asheville on April 3, Marlin Ikenberry scored his 184th career victory, moving him into fifth place on the all-time Big South Coaching Wins list.

Already the career wins leader at VMI, Ikenberry is currently 194-189 and is one of just two coaches with at least five seasons coached at VMI to post a winning percentage over .500, currently at .507.

He needs 35 more victories to surpass Radford's Lew Kent for fourth on the Big South chart and 87 to take over third from Coastal's John Vrooman.

Roberts Listed as Quarterfinalist for Brooks Wallace Award:

Junior Sam Roberts made the short list for the Brooks Wallace Award, presented annually to the nation's top shortstop. Roberts was listed as one of 25 quarterfinalists for the award, becoming the first Keydet to be so honored.

Roberts enjoyed a career year for the Keydets as a junior, posting 14 doubles, 11 home runs, 56 runs scored and 52 RBIs from the lead-off spot. Those last two stats placed him as only the second player in program history to join the 50-50 club, along with Robert Crumpler '07.

With an impressive showing at the Big South Championship, Roberts hit .336 with a career-high .448 on-base percentage, thanks in large part to his 43 walks, the second-most in the Big South. He ranked second on the team with nine stolen bases and had 21 multiple-hit games and 13 outings with multiple runs driven in in 2010.

He reached base safely in 51 of VMI's 55 games in 2010 and has now started 149 consecutive games, which ranks among the 25 longest streaks in the country. During the stretch, he has made starts at shortstop, pitcher, right field, center field and designated hitter.

Runs Hard to Come By:

While the Keydets had no problem scoring runs in bunches early in 2010, the going was tough offensively down the stretch.

After averaging 9.32 runs per game and hitting .355 during the team's 29-5 start, the Keydets averaged 4.00 runs per game and hit .253 during the team's 11-game losing streak in late April.

Over the first 34 games of the year, the team scored in double digits 15 times and scored at least seven runs on 24 occasions. In those 11 losses, VMI did not score more than nine runs

in a game, surpassing the seven-run total just twice.

It should be noted that the Keydets' opponents during that stretch included some of the hottest clubs in the country, including NCAA Tournament participants Coastal Carolina, Virginia Tech and VCU, as well as a Liberty squad that just missed out on an at-large berth into the tournament.

Getting Started:

A key to VMI's success in 2010 was the performance of the team's starting pitchers.

In the team's 33 wins, the starting staff had 18 wins, totaling a 3.60 ERA with opponents hitting just .262. In addition, the starters lasted an average of 5.1 innings, striking out 150 while walking just 56 in 172.1 innings.

The starters also took 17 of the 22 losses, posting a 9.49 ERA with opponents hitting .360 in those games. In those 86.1 innings, the staff struck out 73 and walked 46, lasting less than four innings per start.

Jason Farley led the way with a 4.59 ERA in his 12 starts, during which he made six quality starts, consisting of at least six innings pitched with no more than three earned runs allowed. He also averaged nearly six innings per start. Adam Lopez followed with a 5.25 ERA in his 14 starts, while Sam Roberts rounded out the staff with a 5.59 ERA in his 14 starts.

Keydets Top Cavaliers Before Record Crowd at Gray-Minor:

The top five hitters in the lineup went 10 for 21 with 10 RBIs as No. 26 VMI defeated No. 1 Virginia, 12-3, in front of a record crowd of 1,463 fans at Gray-Minor Stadium Wednesday, April 14. The win was VMI's first-ever over a top-ranked opponent, while the loss for Virginia was the team's first mid-week setback in 10 games in 2010.



Jeremy Brown

2010 Team Almanac

Longest Win Streak10
Longest Losing Streak11
Most Runs Scored20, 3/6
Fewest Runs Scored	.0, 3/27-1, 4/23 & 5/21-2
Most Runs Allowed23, 5/20
Fewest Runs Allowed1, 6x
Average Runs Scored7.53
Average Runs Allowed6.31

Individual Highs

Most Hits4, 10x
Most At Bats6, 13x
Most Runs4, 5x
Most RBIs5, 6x
Most Stolen Bases3, 2x
Most IP	..9.0, Cowgill (3/17) & Farley (3/27)
Most Strikeouts11, Lopez (3/5)

Record By Month

February6-01.000
March14-5737
April9-10473
May4-7364

Record By Opponent

Non-Conference19-6760
Big South13-14481
Big South Tourney1-2333

Record By Day

Sunday7-3700
Monday0-1000
Tuesday4-3571
Wednesday3-3500
Thursday2-1667
Friday5-6455
Saturday12-5706

Record vs. Conferences

Atlantic Coast2-2
Maryland1-0
Virginia1-0
Virginia Tech0-2
Atlantic 104-0
La Salle4-0
Big South14-16
CAA1-3
James Madison1-1
VCU0-2
Independent1-0
Longwood1-0
Mid-Eastern Athletic3-0
Maryland Eastern Shore3-0
Northeast0-1
Bryant0-1
Patriot6-0
Bucknell3-0
Lafayette3-0
Southern2-0
The Citadel2-0

Noting The Keydets

VMI's Record in 2010...

Overall	.33-22
Big South	.13-14
Non-Conference	.19-6
Postseason	.1-2
At Home	.21-13
On the Road	.11-8
Neutral Site	.1-1
At Home (Big South)	.5-10
On the Road (Big South)	.8-4
At Home (Non-Conference)	.16-3
On the Road (Non-Conference)	.3-3
In Extra-Inning Games	.1-0
Vs. Nationally-Ranked Teams	.1-5
Vs. In-State Teams	.4-10
Playing a Day Game	.26-11
Playing a Night Game	.7-11
In First Game of a Doubleheader	.4-2
In Second Game of a Doubleheader	.5-1
In Single Games	.24-19
In one-run games	.7-4
In two-run games	.5-0
In five + run games	.16-12
When Scoring First	.14-6
When Opponent Scores First	.19-16
When Leading Entering 7th Inning	.24-1
When Trailing Entering 7th Inning	.4-20
When Tied Entering 7th Inning	.5-1
When Leading Entering 9th Inning	.24-0
When Trailing Entering 9th Inning	.1-22
When Tied Entering 9th Inning	.4-0
When Scoring 5 Runs or Less	.6-14
When Scoring 6+ Runs	.27-8
When Allowing 5 Runs or Less	.26-2
When Allowing 6+ Runs	.7-20
When Out-Hitting an Opponent	.29-2
When Out-Hit by Opponent	.3-19
When Matching Opponent in Hits	.1-1
When committing zero errors	.11-2
When committing one or more errors	.22-20
When hitting a Home Run	.29-12
Vs. Starting LHP	.8-7
Vs. Starting RHP	.25-15
Wearing White Jerseys	.10-5
Wearing Red Jerseys	.10-7
Wearing Camouflage Jerseys	.5-6
Wearing Gray Jerseys	.4-2
Wearing Black Jerseys	.4-2

Additional Stats on Page 62

In a showdown pitting two nationally-ranked teams for the first-time ever at VMI, the Keydets responded each time that Virginia cracked the scoreboard. The Cavs jumped on top with a run in the first, but VMI answered with three in the bottom of the inning to take the lead for good. Virginia cut the deficit to 3-2 in the fourth, but VMI posted two in the bottom-half to maintain the advantage. In the sixth, a John Barr home run capped the visitors' scoring, before VMI sent 10 men to the plate in a six-run sixth to put the game out of reach.

Sam Roberts led an offensive attack that battered the Cavaliers' pitching staff for the most runs it had allowed all season. From the leadoff spot, Roberts went 2 for 3 with four RBIs, thanks to a two-run home in the fourth and a two-run single in the sixth. Jordan Ballard drove in three, while Graham Sullivan and Tanner Biagini each had a pair of knocks, including an RBI double in the sixth.

The game marked the first time Virginia had played at Gray-Minor Stadium since falling, 5-2, to VMI on April 3, 2007. That game held program record's as the highest-ranked team the program had defeated (#3) and the largest crowd in facility history (1,265) until both marks were broken with the win.

The loss was Virginia's worst setback since falling 10-0 to Miami on April 27, 2008.

Keydets Climb to 26th for Highest-Ever Ranking:

VMI won twice against in-state foes and scored its second Big South road sweep in as many weekends to earn its highest-ever national ranking, as Collegiate Baseball tabbed the Keydets 26th in its weekly poll on Monday, April 12.

With its series win over Gardner-Webb, VMI won each of its first eight weekend series in

2010, including six sweeps. In fact, VMI went 23-2 in its first eight weekends, suffering one-run losses to High Point (15-14) and Charleston Southern (1-0) in conference play.

In addition, the Keydets received 22 votes in the April 12 ESPN/USA Today Coaches' Poll, besting its previous week's total of eight that ranked as the most the program had ever received. The 22 votes tied VMI with North Carolina for the 31st-highest total in the poll. By comparison, UC Irvine totaled 40 votes to claim 25th in the poll.

Down Late? No Problem!:

VMI rallied for five wins in 2010 when they did not have a lead going into the ninth inning. Those wins came against Lafayette (2/28), Maryland (3/2), The Citadel (3/16), High Point (3/19) and UNC Asheville (4/3).

The Keydets also rallied in their final at bat against La Salle (3/13), when Cory Spangenberg hit a walk-off home run in the seventh inning.

VMI Sweeps The Citadel In Charleston:

VMI and The Citadel is a rivalry that has existed across several sports for decades, but the two sides had not met on the diamond since 2003 until 2010.

In the two-game series played in Charleston, VMI won two very different ball-games in claiming 4-3 and 12-1 victories. Along with a 2-1 win over the Bulldogs in the 2003 SoCon Tournament, VMI has now won three in a row in the series for the first time since the 1989 campaign.

Cowgill Pitches Keydets Past The Citadel:

An early mistake and a 25-minute rain delay weren't enough to hold down freshman



In 2010, the Keydets claimed VMI's first win over a top-ranked opponent, #1 UVA on 4/14.

Coby Cowgill on March 17, as the right-hander hurled VMI's first complete game in nearly a year, beating The Citadel, 12-1.

Cowgill (Norfolk, Va./Maury) fell behind 1-0 in the first inning on an unearned run, but never allowed multiple base runners in an inning again. He retired 15 of 17 batters at one point and struck out nine batters for the second time in 2010.

Cowgill threw VMI's first complete game since Chris Henderson did so against UNC Asheville March 21, 2009.

Ballard's Week Earns National Acclaim:

VMI senior Jordan Ballard (Troy, Va./Monticello), enjoyed the most impressive week of his career in early March, slugging six home runs in five games to become VMI's first-ever Louisville Slugger National Player of the Week.

The first baseman hit .571 on the week with a .611 on-base percentage while slugging 1.929 in the five games. In addition, Ballard had 14 RBIs in 14 at bats, driving in at least four runs in three different contests.

The honors kept coming for Ballard, as later in the week he also earned Big South Player of the Week, ECAC Co-Player of the Week and CollegeBaseballInsider.com Southeast Player of the Week while also being named to the College Baseball Foundation's National All-Star Lineup.

Roberts On A Tear:

Junior Sam Roberts had an impressive weekend against Maryland Eastern Shore, leaving his mark both at the plate and on the mound. Roberts was 2 for 5 with a career-high five RBIs in Friday's win against the Hawks, before going 3 for 3 with two home runs and five RBIs again on Saturday. On Sunday, his focus shifted to the mound, as he allowed just one hit in seven innings, striking out six batters in an 8-4 win.

Keydets Continue Streak at Maryland:

VMI kept its win streak rolling with an extra-inning affair at Maryland on March 2. The 7-6 win, VMI's second by that same score in three days, pushed the Keydets to 7-0 for the first time in school history.

The win was VMI's first over an ACC opponent since knocking off Virginia Tech, 8-7, on April 30, 2008. The last time VMI defeated an ACC team on the road also came against the Hokies back on April 27, 2005 a 6-2 victory in Blacksburg.

It is also believed to be VMI's first win over the Terps since the 1948 season.

2010 Keydet Honors

All-Big South Conference

Jordan Ballard, 1B (First Team)
Alex Haitzuka, C (Second Team)
Cory Spangenberg, 2B (Second Team)
Graham Sullivan, OF (Second Team)

Big South Conference All-Academic Team

Alex Haitzuka

Louisville Slugger Freshman All-American

Ping! Baseball Freshman All-American (Second Team)

NCBWA Freshman All-American (Second Team)

Cory Spangenberg

Big South Conference Freshman of the Year

Cory Spangenberg

Brooks Wallace Award Watch List & Quarterfinalist

Sam Roberts

John Olerud Two-Way Player Award Watch List

Sam Roberts

Johnny Bench Award Watch List

Alex Haitzuka

Louisville Slugger National Player of the Week

Jordan Ballard (March 15)

College Baseball Foundation National All-Star Lineup

Jordan Ballard (March 17)

CollegeBaseballInsider.com Southeast Player of the Week

Jordan Ballard, Co- (March 17)

ECAC Player of the Week

Jordan Ballard, Co- (March 16)

Big South Player of the Week

Jordan Ballard (March 15)

Big South Co-Pitcher of the Week

Michael Devine (April 12)

Baseball America Preseason All-Big South Conference

Jordan Ballard

SEBaseball.com Preseason All-Big South


Jordan Ballard (1st Team)

Tanner Biagini (2nd Team)

Sam Roberts (2nd Team)

Rivals.com Preseason All-Big South

Jordan Ballard



Sam Roberts (4) celebrates a home run versus Maryland-Eastern Shore.

2010 Statistics

Overall Record: 33-22 Home: 21-13 Away: 11-8 Neutral: 1-1 Conference: 13-14


Player	AVG	GP-GS	AB	R	H	2B	3B	HR	RBI	TB	SLG%	BB	HBP	SO	GDP	OB%	SF	SH	SB-ATT	PO	A	E	FLD%
Cory Spangenberg	.370	55-55	235	62	87	14	3	11	49	140	.596	14	5	45	3	.414	2	5	24-29	84	139	9	.961
Graham Sullivan	.357	55-55	227	44	81	19	2	10	55	134	.590	16	1	50	4	.397	3	2	5-10	86	5	3	.968
Alex Haitzuka	.348	48-46	161	34	56	7	2	7	29	88	.547	14	7	47	3	.418	2	1	5-7	327	48	8	.979
Sam Roberts	.336	55-55	211	56	71	16	2	9	52	118	.559	43	2	35	5	.448	3	3	9-16	43	103	7	.954
Rob Dickinson	.333	54-43	165	29	55	14	1	5	27	86	.521	7	2	19	1	.364	2	1	7-11	91	1	1	.989
Jordan Ballard	.313	55-54	214	47	67	13	0	18	58	134	.626	15	8	48	1	.369	7	0	2-2	489	25	7	.987
Jacob Morley	.296	51-48	159	34	47	12	1	4	31	73	.459	14	3	51	0	.364	0	11	4-5	81	2	2	.976
Tanner Biagini	.288	35-35	139	28	40	10	0	4	21	62	.446	13	1	25	2	.348	2	4	4-4	19	57	7	.916
Andrew Montague	.389	20-7	36	9	14	5	0	1	8	22	.611	0	0	5	0	.389	0	0	1-2	48	8	2	.966
Chase Worthington	.367	38-25	90	14	33	7	0	2	11	46	.511	7	2	14	0	.420	1	0	0-1	23	47	7	.909
Ombri Rivers	.327	28-14	49	17	16	4	0	1	5	23	.469	8	3	13	1	.450	0	4	5-8	25	1	0	1.000
Steele Myers	.288	23-15	59	11	17	6	1	1	12	28	.475	1	1	11	1	.306	1	1	0-1	24	45	6	.920
Erickson Keeton	.263	8-4	19	3	5	0	0	2	5	11	.579	1	0	3	0	.300	0	0	0-0	0	0	1	1.000
Justin Topping	.257	35-25	101	15	26	4	0	2	16	36	.356	3	3	11	1	.296	1	4	6-6	61	6	1	.985
Michael Olivo	.250	5-0	4	0	1	0	0	0	1	2.50	0	1	1	0	.400	0	0	0-0	2	0	0	1.000	
Brooks Martin	.250	10-0	4	2	1	0	0	0	0	1	.250	0	1	1	0	.400	0	0	0-0	4	0	0	1.000
George Piccirilli	.224	27-13	49	8	11	2	1	1	9	18	.367	5	0	13	1	.296	0	1	2-4	14	10	2	.923
Miles McQuaig	.167	4-1	6	0	1	0	0	0	1	1	.167	0	0	0	0	.143	1	0	0-0	0	1	0	1.000
Collin Flaherty	.000	2-0	3	1	0	0	0	0	0	0	.000	0	0	2	0	.000	0	0	0-0	0	0	0	.000
Jason Farley	.000	2-0	2	0	0	0	0	0	0	0	.000	0	0	0	0	.000	0	0	0-0	4	25	1	.967
Totals	.325	55	1933	414	629	133	13	78	390	1022	.529	161	40	394	23	.384	25	37	74-106	1442	578	77	.963
Opponents	.290	55	1903	347	551	122	12	39	301	814	.428	185	65	441	22	.369	19	26	74-105	1404	566	73	.964

LOB - Team (378), Opp (411). **DPs turned** - Team (33), Opp (35). **CI** - Team (2), Haitzuka 1, Montague 1. **IBB** - Team (3), Haitzuka 1, Sullivan 1, Biagini 1, Opp (1). **Picked off** - Sullivan 4, Spangenberg 3, Roberts 2, Worthington 1, Piccirilli 1.

Player	ERA	W-L	APP	GS	CG	SHO	SV	IP	H	R	ER	BB	SO	2B	3B	HR	BAvg	WP	HBP	BK	SFA	SHA
Jason Farley	4.12	4-5	15	12	1	0	0	74.1	75	44	34	17	42	14	3	7	.260	5	6	2	2	5
Adam Lopez	5.25	5-3	14	14	0	0	0	72.0	86	51	42	29	89	20	3	4	.296	13	4	3	2	2
Sam Roberts	5.59	6-5	14	14	0	0	0	67.2	71	50	42	30	47	21	0	5	.275	3	15	1	2	6
John Garrett	2.70	6-1	19	0	0	0	1	33.1	26	12	10	7	29	5	1	0	.215	4	4	1	2	3
Michael Devine	3.26	4-1	22	0	0	0	7	38.2	32	18	14	14	37	7	0	2	.230	5	4	0	0	3
Alan Watts	3.91	0-0	14	0	0	0	0	23.0	19	13	10	7	32	2	0	1	.218	4	8	0	0	0
Miles McQuaig	5.62	0-0	6	0	0	0	0	8.0	8	5	5	4	11	2	0	2	.258	1	0	1	0	0
Jeremy Brown	5.85	2-2	17	4	0	0	0	32.1	53	24	21	14	34	8	1	5	.368	3	9	0	2	0
Chris Duty	6.35	2-1	18	2	0	0	1	39.2	52	29	28	14	41	10	0	3	.319	5	2	1	0	3
Ryan Barefoot	6.52	0-1	7	0	0	0	0	9.2	11	8	7	6	4	3	0	2	.282	2	2	0	0	0
Travis Thomas	6.94	1-0	12	1	0	0	0	23.1	30	19	18	8	18	9	0	2	.326	5	4	0	2	1
Karter Rivera	7.45	0-1	6	0	0	0	1	9.2	13	12	8	3	11	3	0	1	.333	0	0	0	1	1
Andrew Deal	7.71	0-0	7	0	0	0	1	4.2	5	5	4	3	4	2	0	0	.294	1	0	0	1	0
Coby Cowgill	8.62	3-1	14	7	1	0	0	39.2	57	44	38	24	38	15	4	4	.339	6	5	1	4	2
Adam Kruthof	21.21	0-1	5	1	0	0	0	4.2	13	13	11	5	4	1	0	1	.500	1	2	1	1	0
Totals	5.43	33-22	55	55	2	0	11	480.2	551	317	290	185	441	122	12	39	.290	58	65	11	19	26
Opponents	6.92	22-33	55	55	4	3	7	468.0	629	414	360	161	394	133	13	78	.325	30	40	10	25	37

PB - Team (14), Haitzuka 11, Montague 2, Topping 1, Opp (18). **Pickoffs** - Team (16), Devine 3, Haitzuka 2, Lopez 2, Farley 2, Roberts 1, Kruthof 1, Rivera 1, Duty 1, Thomas 1, Deal 1, Cowgill 1, Opp (11). **SBA/ATT** - Haitzuka (58-79), Lopez (15-20), Farley (7-13), Topping (10-13), Roberts (7-12), Devine (10-10), Montague (6-8), Duty (4-8), Brown (5-8), Barefoot (5-7), Thomas (3-6), Cowgill (4-5), Garrett (4-4), Rivera (3-4), Watts (4-4), Deal (2-2), McQuaig (0-1), Kruthof (1-1).

Player	C	PO	A	E	FLD%	DPs	SBA	CSB	SBA%	PB	CI
Ombri Rivers	26	25	1	0	1.000	0	0	0	---	0	0
Jeremy Brown	8	2	6	0	1.000	2	5	3	.625	0	0
Travis Thomas	7	2	5	0	1.000	0	3	3	.500	0	0
Brooks Martin	4	4	0	0	1.000	0	0	0	---	0	0
Alan Watts	4	3	1	0	1.000	0	4	0	1.000	0	0
Karter Rivera	3	1	2	0	1.000	0	3	1	.750	0	0
Adam Kruthof	2	1	1	0	1.000	0	1	0	1.000	0	0
Michael Olivo	2	2	0	0	1.000	0	0	0	---	0	0
Andrew Deal	1	0	1	0	1.000	0	2	0	1.000	0	0
Ryan Barefoot	1	1	0	0	1.000	0	5	2	.714	0	0
Miles McQuaig	1	0	1	0	1.000	0	1	0	.000	0	0
Rob Dickinson	93	91	1	1	.989	0	0	0	---	0	0
Jordan Ballard	521	489	25	7	.987	31	0	0	---	0	0
Justin Topping	68	61	6	1	.985	1	10	3	.769	1	0
Alex Haitzuka	383	327	48	8	.979	2	58	21	.734	11	1
Jacob Morley	85	81	2	2	.976	0	0	0	---	0	0
Graham Sullivan	94	86	5	3	.968	1	0	0	---	0	0
Jason Farley	30	4	25	1	.967	2	7	6	.538	0	0
Andrew Montague	58	48	8	2	.966	0	6	2	.750	2	1
Cory Spangenberg	232	84	139	9	.961	20	0	0	---	0	0
Sam Roberts	153	43	103	7	.954	12	7	5	.583	0	0
George Piccirilli	26	14	10	2	.923	2	0	0	---	0	0
Steele Myers	75	24	45	6	.920	8	0	0	---	0	0
Tanner Biagini	83	19	57	7	.916	5	0	0	---	0	0
Chase Worthington	77	23	47	7	.909	1	0	0	---	0	0
Michael Devine	8	1	6	1	.875	0	10	0	1.000	0	0
Chris Duty	12	2	8	2	.833	0	4	4	.500	0	0
Coby Cowgill	9	3	4	2	.778	0	4	1	.800	0	0
John Garrett	8	0	6	2	.750	0	4	0	1.000	0	0
Adam Lopez	22	1	15	6	.727	0	15	5	.750	0	0
Erickson Keeton	1	0	0	1	.000	0	0	0	---	0	0
Collin Flaherty	0	0	0	0	.000	0	0	0	---	0	0
Totals	2097	1442	578	77	.963	33	74	31	.705	14	2
Opponents	2043	1404	566	73	.964	35	74	32	.698	18	0



Jordan Ballard became VMI's all-time home run leader last season, and was drafted by the Colorado Rockies.

Date	Opposing team	W/L	Score	Overall,		Key Moment	Pitcher of record
				Big South			
Feb. 20	Bucknell-1	W	9-4	1-0		VMI tacked on two runs in the 5th inning to go up 8-2	Brown (W 1-0)
Feb. 20	Bucknell-2	W	6-5	2-0		Michael Devine K'd the last two batters with the tying run at third base	Duty (W 1-0)
Feb. 21	Bucknell	W	8-2	3-0		VMI notched back-to-back three-run innings in the 5th and 6th	Roberts (W 1-0)
Feb. 27	Lafayette-1	W	16-8	4-0		Sam Roberts' 3-R HR in the 4th inning made it 13-3	Lopez (W 1-0)
Feb. 27	Lafayette-2	W	14-2	5-0		Roberts, Spangenberg and Ballard hit HR in the 4th, going up 9-0	Cowgill (W 1-0)
Feb. 28	Lafayette	W	7-6	6-0		Graham Sullivan hit a deep line drive to right field for a walk-off 1B	Devine (W 1-0)
March 2	at Maryland	W	7-6 (11)	7-0		John Garrett retired six straight batters to end the game	Garrett (W 1-0)
March 5	UMES	W	18-4	8-0		Sam Roberts hit a bases-loaded triple to make it 15-1 in the 6th	Lopez (W 2-0)
March 6	UMES	W	20-1	9-0		Sam Roberts hit a three-run HR in the 5th, going up 10-0	Cowgill (W 2-0)
March 7	UMES	W	8-4	10-0		Andrew Deal picked off a runner at 1st base to end the game	Roberts (W 2-0)
March 8	Bryant	L	5-8	10-1		Bryant's Mark Andrews retired the final eight Keydet hitters in order	Farley (L 0-1)
March 11	La Salle	W	12-8	11-1		Michael Devine closed out a 4-run win after VMI led 10-0 in the 2nd	Thomas (W 2-0)
March 13	La Salle	W	5-3	12-1		Cory Spangenberg hit a two-run walk-off home run	Devine (W 2-0)
March 13	La Salle	W	14-4	13-1		Jordan Ballard hit his 2nd HR of the game, a 3-R shot in the sixth	Farley (W 1-1)
March 14	La Salle	W	11-1	14-1		VMI posted three runs in the fifth and sixth to go up 9-0	Roberts (W 3-0)
March 16	at The Citadel	W	4-3	15-1		John Garrett worked a scoreless 9th after Sam Roberts' Game-Winning 1B	Devine (W 3-0)
March 17	at The Citadel	W	12-1	16-1		VMI scored 11 runs in the middle innings as Cowgill hurled a CG, 4-hitter	Cowgill (W 3-0)
March 19	at High Point	W	5-4	17-1, 1-0		M. Devine left two stranded to end it after Sullivan's 2-R HR in top of 9th	Lopez (W 3-0)
March 20	at High Point	W	5-2	18-1, 2-0		Michael Devine worked a perfect 9th after Jason Farley allowed 2 R in 8 IP	Farley (W 2-1)
March 21	at High Point	L	14-15	18-2, 2-1		Robbie Gilles hit a PH, walk-off single after VMI rallied from nine runs down	Devine (L 3-1)
March 24	at JMU	L	13-17	18-3		JMU closer Kevin Munson came on to record the final four outs	Rivera (L 0-1)
March 26	Charleston So.	W	13-3	19-3, 3-1		VMI scored in each of the last 4 innings, including a 5-R 5th and 4-R 8th	Lopez (W 4-0)
March 27	Charleston So.-1	L	0-1	19-4, 3-2		CSU's Thornburg & Brase retired the final six batters in order	Roberts (L 3-1)
March 27	Charleston So.-2	W	7-2	20-4, 4-2		VMI tacked on 2 runs apiece in the 7th & 8th as Farley retired the final 8	Farley (W 3-1)
March 30	at Virginia Tech	L	3-11	20-5		VT scored three in the 7th after VMI cut it to 7-3 in the 6th	Cowgill (L 3-1)
April 2	at UNC Asheville	W	7-5	21-5, 5-2		Devine had a 2-IP save after Sullivan's 2-R 3B in the 8th put VMI up	Garrett (W 2-0)
April 3	at UNC Asheville-1	W	7-2	22-5, 6-2		VMI broke the game open with a 4-run 9th	Roberts (W 4-1)
April 3	at UNC Asheville-2	W	2-1	23-5, 7-2		Garrett retired all 5 batters he faced after VMI's two-run, 9th inning rally	Garrett (W 3-0)
April 6	Longwood	W	14-1	24-5		VMI scored in each of the first seven innings while A. Haituka hit for cycle	Brown (W 2-0)
April 7	James Madison	W	3-2	25-5		G. Sullivan put VMI up with a 2-R 2B in the 7th off JMU closer K. Munson	Garrett (W 4-0)
April 9	at Gardner-Webb	W	7-5	26-5, 8-2		Michael Devine recorded his third two-out save in a week, allowing just 1 hit	Farley (W 4-1)
April 10	at Gardner-Webb	W	13-6	27-5, 9-2		VMI scored three apiece in the 7th and 8th as Watts worked the final 2.1 IP	Lopez (W 5-0)
April 11	at Gardner-Webb	W	16-10	28-5, 10-2		VMI scored 3 in the 5th, and 2 in the 6th and 7th to go up 16-7	Roberts (W 5-1)
April 14	#1 Virginia	W	12-3	29-5		VMI sent 10 men to the plate in a 6-run 6th, going up 11-3	Duty (W 2-0)
April 16	at Liberty	L	9-12	29-6, 10-3		Liberty scored six runs in the 7th inning to take a 9-6 lead	Garrett (L 4-1)
April 17	at Liberty	L	6-9	29-7, 10-4		Liberty scored seven runs in the 6th inning to take a 9-6 lead	Duty (L 2-1)
April 18	at Liberty	L	8-13	29-8, 10-5		Liberty scored in each of the last six innings after trailing 2-0 early	Roberts (L 5-2)
April 20	VCU	L	4-11	29-9		VCU's Joe Van Meter hit his 3rd HR of the game in the 6th to go up 9-2	Brown (L 2-1)#
April 23	#7 Coastal Carol.	L	0-7	29-10, 10-6		CCU scored two unearned runs in the 6th to go up 6-0	Lopez (L 5-1)
April 24	#7 Coastal Carol.	L	2-3	29-11, 10-7		Dickinson hit into a double play to end the game with the tying run at 3rd	Farley (L 4-2)
April 25	#7 Coastal Carol.	L	2-6	29-12, 10-8		CCU relievers Rein & Connolly combined for 1 H in the final 5 IP	Roberts (L 5-3)
April 27	#18 Virginia Tech	L	2-9	29-13		VT scored two apiece in the 6th & 7th innings	Brown (L 2-2)
April 28	at VCU	L	3-7	29-14		After VMI cut the lead to 7-3 in the 7th, only 2 runners reached base	Kruihof (L 0-1)
April 30	Radford	L	2-9	29-15, 10-9		Radford scored six straight runs in the final four innings to go up 9-1	Lopez (L 5-2)
May 1	Radford	L	6-15	29-16, 10-10		Radford scored seven runs in the final two innings with the score 8-6	Barefoot (L 0-1)
May 2	Radford	W	7-5	30-16, 11-10		Chris Duty retired all seven batters he faced to close out the game	Roberts (W 6-3)
May 14	Winthrop	L	5-6	30-17, 11-11		Mizenko retired VMI in order in the 9th after a Spangenberg HR made it 6-5	Lopez (L 5-3)
May 15	Winthrop	L	2-8	30-18, 11-12		WU scored three in the 9th to push lead to 8-2; Lake CG, 8 H, 2 R, 8 K	Farley (L 4-3)
May 16	Winthrop	W	7-6	31-18, 12-12		Devine retired final eight batters after Dickinson's go-ahead 2B in the 7th	Devine (W 4-1)
May 20	Presbyterian Coll.	W	10-7	32-18, 13-12		VMI broke a 7-7 tie in the 7th with RBI singles by Dickinson & Worthington	Garrett (W 5-1)
May 21	Presbyterian Coll.-1	L	7-23	32-19, 13-13		PC scored 4 runs in the 4th & 5th innings and 10 in the 8th	Farley (L 4-4)
May 22	Presbyterian Coll.-2	L	0-6	32-20, 13-14		PC's Andrew Foushee hurled his first career CG, retiring the final 16	Roberts (L 6-4)
May 25	UNC Asheville	W	7-4	33-20		Garrett allowed 1 unearned run in 4 IP, leaving with VMI up 7-3 in the 9th	Garrett (W 6-1)
May 26	#4 Coastal Carol.	L	2-11	33-21		CCU sent 10 to the plate in a 5-R 4th to lead 8-1, then added 2 in the 5th	Farley (L 4-5)
May 27	Winthrop	L	6-11	33-22		Chas Crane hit his 2nd HR of the game to put WU up 10-2 in the 6th	Roberts (L 6-5)

2010 Linescores

Game 1 - VMI 9, Bucknell 4

Feb. 20 - Prince George, Va. (Prince George HS)

	123	456	7	R	H	E	
Bucknell	200	002	0	4	8	1	(0-1)
VMI	023	121	X	9	11	2	(1-0)

W-Brown (1-0) L-Frahler (0-1) T:1:58 A-303

HR VMI - Spangenberg (1), Biagini (1), Keeton (2) (2)

HR Bucknell - Lamore (1)

Game 2 - VMI 6, Bucknell 5

Feb. 20 - Prince George, Va. (Prince George HS)

	123	456	789	R	H	E	
Bucknell	130	001	000	5	8	0	(0-2)
VMI	110	400	00X	6	12	0	(2-0)

W-Duty (1-0) L-Seeley (0-1) S-Devine (1) T:2:35 A-303

HR VMI - Dickinson (1)

Game 3 - VMI 8, Bucknell 2

Feb. 21 - Prince George, Va. (Prince George HS)

	123	456	789	R	H	E	
Bucknell	100	000	001	2	7	3	(0-3)
VMI	001	033	10X	8	10	0	(3-0)

W-Roberts (1-0) L-Boehm (0-1) T:2:33 A-309

HR VMI - Worthington (1)

Game 4 - VMI 16, Lafayette 8

Feb. 27 - Lexington, Va. (Gray-Minor Stadium)

	123	456	7	R	H	E	
Lafayette	201	014	0	8	13	4	(0-1)
VMI	711	430	X	16	14	2	(4-0)

W-Lopez (1-0) L-Fritz (0-1) T:2:40 A-209

HR VMI - Roberts (1), Biagini (2), Morley (1)

Game 5 - VMI 14, Lafayette 2

Feb. 27 - Lexington, Va. (Gray-Minor Stadium)

	123	456	789	R	H	E	
Lafayette	000	002	000	2	5	3	(0-2)
VMI	100	105	21X	10	14	0	(5-0)

W-Cowgill (1-0) L-Perro (0-1) S-Rivera (1) T:2:35 A-209

HR VMI - Ballard (1), Spangenberg (2), Dickinson (2),

Roberts 2 (3)

Game 6 - VMI 7, Lafayette 6

Feb. 28 - Lexington, Va. (Gray-Minor Stadium)

	123	456	789	R	H	E	
Lafayette	121	200	000	6	13	0	(0-3)
VMI	041	000	101	7	14	0	(6-0)

W-Devine (1-0) L-Dickson (0-1) T:2:50 A-175

HR VMI - Biagini (3), Piccirilli (1)

Game 7 - VMI 7, Maryland 6 (11 Innings)

Mar. 2 - College Park, Md. (Shipley Field)

	123	456	789	1011	R	H	E	
VMI	000	010	041	01	7	10	3	(7-0)
Maryland	010	120	000	00	6	8	4	(1-6)

W-Garrett (1-0) L-Schwalenberg (1-1) T:3:46 A-127

HR VMI - Ballard (2)

HR MD - Padula

Game 8 - VMI 18, Maryland-Eastern Shore 4

March 5 - Lexington, Va. (Gray-Minor Stadium)

	123	456	789	R	H	E	
UMES	100	000	030	4	8	1	(0-9)
VMI	622	015	02X	18	22	1	(8-0)

W-Lopez (2-0) L-Haines (0-2) T:2:45 A-185

HR VMI - Spangenberg (3), Sullivan (1)

Game 9 - VMI 20, Maryland-Eastern Shore 1

March 6 - Lexington, Va. (Gray-Minor Stadium)

	123	456	789	R	H	E	
UMES	000	000	001	1	4	7	(0-10)
VMI	311	245	40X	20	23	0	(9-0)

W-Cowgill (2-0) L-Gonzalez (0-3) T:2:42 A-321

HR VMI - Roberts 2 (5), Myers (1)

Game 10 - VMI 8, Maryland-Eastern Shore 4

March 7 - Lexington, Va. (Gray-Minor Stadium)

	123	456	789	R	H	E	
UMES	100	010	002	4	4	1	(0-11)
VMI	210	032	00X	8	9	3	(10-0)

W-Roberts (2-0) L-Deschamps (0-3) S-Deal (1)

T:3:08 A-204

Game 11 - Bryant 8, VMI 5

March 8 - Lexington, Va. (Gray-Minor Stadium)

	123	456	789	R	H	E	
Bryant	410	010	110	8	12	2	(1-6)
VMI	101	011	100	5	11	4	(10-1)

W-Michaud (1-1) L-Farley (0-1) S-Andrews (1) A-117

HR VMI - Spangenberg (4), Ballard (3)

Game 12 - VMI 12, La Salle 8

March 11 - Lexington, Va. (Gray-Minor Stadium)

	123	456	789	R	H	E	
La Salle	000	501	020	8	15	2	(1-8)
VMI	820	000	11X	12	12	2	(11-1)

W-Thomas (2-0) L-Schulz (0-1) T:2:37 A-103

HR VMI - Roberts (6), Ballard 2 (5)

HR La Salle - Meagher (2)

Game 13 - VMI 5, La Salle 3 (7 Innings)

March 13 - Lexington, Va. (Gray-Minor Stadium)

	123	456	7	R	H	E	
La Salle	000	210	0	3	4	1	(1-9)
VMI	000	021	2	5	7	2	(12-1)

W-Devine (2-0) L-Christensen (0-2) T:2:08 A-157

HR VMI - Spangenberg (5)

Game 14 - VMI 14, La Salle 4 (7 Innings)

March 13 - Lexington, Va. (Gray-Minor Stadium)

	123	456	7	R	H	E	
La Salle	301	000	0	4	12	2	(1-10)
VMI	532	004	X	14	13	1	(13-1)

W-Farley (1-1) L-Petrellis (0-1) T:2:08 A-209

HR VMI - Ballard 2 (7), Roberts (7), Biagini (4), Haitsuka (1)

Game 15 - VMI 11, La Salle 1

March 14 - Lexington, Va. (Gray-Minor Stadium)

	123	456	789	R	H	E	
La Salle	000	000	010	1	3	0	(1-11)
VMI	201	033	20X	11	18	1	(14-1)

W-Roberts (3-0) L-Christy (0-2) T:2:35 A-273

HR VMI - Ballard (8), Sullivan (2)

Game 16 - #30 VMI 4, The Citadel 3

March 16 - Charleston, S.C. (Joseph P. Riley, Jr. Park)

	123	456	789	R	H	E	
VMI	002	000	101	4	9	1	(15-1)
Citadel	020	000	010	3	9	1	(11-4)

W-Devine (3-0) L-Copenhaver (0-1) S-Garrett (1) A-854

Game 17 - #30 VMI 12, The Citadel 1

March 17 - Charleston, S.C. (Joseph P. Riley, Jr. Park)

	123	456	789	R	H	E	
VMI	000	425	001	12	18	1	(16-1)
Citadel	100	000	000	1	4	2	(11-5)

W-Cowgill (3-0) L-Pritchler (0-1) T:2:35 A-210

HR VMI - Sullivan (3)

Game 18 - #30 VMI 5, High Point 4

March 19 - High Point, N.C. (Willard Stadium)

	123	456	789	R	H	E	
VMI	100	200	002	5	9	2	(17-1)
High Point	010	020	001	4	11	2	(12-5)

W-Lopez (3-0) L-Andrews (0-1) S-Devine (2) T:3:03 A-502

HR VMI - Sullivan (4)

Game 19 - #30 VMI 5, High Point 2

March 20 - High Point, N.C. (Willard Stadium)

	123	456	789	R	H	E	
VMI	021	000	110	5	13	1	(18-1)
High Point	000	000	020	2	6	1	(12-6)

W-Farley (2-1) L-Jones (0-1) S-Devine (3) T:2:40 A-518

HR VMI - Ballard (9)

Game 20 - High Point 15, #30 VMI 14

March 21 - High Point, N.C. (Willard Stadium)

	123	456	789	R	H	E	
VMI	201	220	205	14	18	1	(18-2)
High Point	741	000	101	15	17	0	(13-6)

W-Rodenberg (1-1) L-Devine (3-1) T:3:55 A-372

HR VMI - Sullivan (5)

HR HPU - Rosario (1), Roberts (6)

Game 21 - James Madison 17, #28 VMI 13

March 24 - Harrisonburg, Va. (Veterans Memorial Park)

	123	456	789	R	H	E	
VMI	017	001	400	13	16	3	(18-3)
JMU	205	073	00X	17	17	4	(9-10)

W-Slogik (1-0) L-Rivera (0-1) S-Munson (4) T:3:43 A-613

HR VMI - Sullivan (6)

HR JMU - Garner (2), Lowery (3)

Game 22 - #28 VMI 13, Charleston Southern 3

March 26 - Lexington, Va. (Gray-Minor Stadium)

	123	456	789	R	H	E	
Charleston So.	020	000	010	3	8	0	(9-14)
VMI	002	051	14X	13	15	1	(19-3)

WP-Lopez (4-0) L-Markham (0-3) T:2:43 A-273

HR VMI - Ballard (10), Haitsuka (2), Morley (2)

Game 23 - Charleston Southern 1, #28 VMI 0 (Game 1)

March 27 - Lexington, Va. (Gray-Minor Stadium)

	123	456	789	R	H	E	
Charleston So.	000	000	000	1	5	0	(10-14)
VMI	000	000	000	0	2	0	(19-4)

W-Thornburg (4-1) S-Brase (2) L-Roberts (3-1)

T:3:03 A-132

Game 24 - #28 VMI 7, Charleston Southern 2 (Game 2)

March 27 - Lexington, Va. (Gray-Minor Stadium)

	123	456	789	R	H	E	
Charleston So.	100	100	000	2	5	0	(10-15)
VMI	000	030	220	7	11	0	(20-4)

W-Farley (3-1) L-White (1-1) T:2:32 A-323

HR VMI - Ballard (11)

Game 25 - Virginia Tech 11, #29 VMI 3

March 30 - Blacksburg, Va. (English Field)

	123	456	789	R	H	E	
VMI	100	011	000	3	6	1	(20-5)
Virginia Tech	232	000	31X	11	12	3	(17-9)

Game 31 - #29 VMI 7, Gardner-Webb 5

April 9 - Spartanburg, S.C. (Harley Park)

	123	456	789	R	H	E	
VMI	100	220	011	7	12	1	(26-5)
Gardner-Webb	100	003	010	5	11	0	(15-14)

W-Farley (4-1) L-Scarborough (0-4) S-Devine (7)
T:2:49 A-112
HR VMI - Spangenberg 2 (8), Topping (1)

Game 32 - #29 VMI 13, Gardner-Webb 6

April 10 - Spartanburg, S.C. (Harley Park)

	123	456	789	R	H	E	
VMI	400	300	330	13	17	2	(27-5)
Gardner-Webb	301	000	200	6	10	4	(15-15)

W-Lopez (5-0) L-Hanzlik (2-2) T:3:05 A-145
HR VMI - Ballard 2 (14), Topping (2)

Game 33 - #29 VMI 16, Gardner-Webb 10

April 11 - Spartanburg, S.C. (Harley Park)

	123	456	789	R	H	E	
VMI	503	132	200	16	19	3	(28-5)
Gardner-Webb	211	003	030	10	12	4	(15-16)

W-Roberts (5-1) L-Pagan (1-1) T:3:09 A-175
HR VMI - Spangenberg (9), Haitsuka (4)
HR GWU - Fulginiti (5)

Game 34 - #26 VMI 12, #1 Virginia 3

April 14 - Lexington, Va. (Gray-Minor Stadium)

	123	456	789	R	H	E	
Virginia	100	101	000	3	7	1	(27-8)
VMI	300	206	10X	12	15	0	(29-5)

W-Duty (2-0) L-Mayberry (1-2) T:3:28 A-1463
HR VMI - Roberts (8), Dickinson (3)
HR UVA - Barr (1)

Game 35 - Liberty 12, #26 VMI 9

April 16 - Lynchburg, Va. (Worthington Stadium)

	123	456	789	R	H	E	
VMI	000	130	203	9	10	1	(29-6)
Liberty	001	200	63X	12	12	0	(23-10)

W-Teufel (7-1) L-Garrett (4-1) S-Richardson (4)
T:2:50 A-2431
HR VMI - Ballard (15), Haitsuka (5), Morley (4)
HR LU - Wimmer (2)

Game 36 - Liberty 9, #26 VMI 6

April 17 - Lynchburg, Va. (Worthington Stadium)

	123	456	789	R	H	E	
VMI	420	000	000	6	11	4	(29-7)
Liberty	000	117	00X	9	12	0	(24-10)

W-Beakler (2-2) L-Duty (2-1) SV-Richardson (5)
T:3:19 A-2878
HR LU - Thompson (5)

Game 37 - Liberty 13, #26 VMI 8

April 18 - Lynchburg, Va. (Worthington Stadium)

	123	456	789	R	H	E	
VMI	200	001	050	8	16	2	(29-8)
Liberty	001	414	21X	13	19	1	(25-10)

W-Evans (5-1) L-Roberts (5-2) T:3:33 A-643
HR VMI - Ballard (16)

Game 38 - VCU 11, VMI 4

April 20 - Lexington, Va. (Gray-Minor Stadium)

	123	456	789	R	H	E	
VCU	015	012	020	11	15	1	(22-15)
VMI	000	020	110	4	11	1	(29-9)

W-Farrar (1-2) L-Brown (2-1) T:2:53 A-209
HR VMI - Roberts (9), Spangenberg (10)
HR VCU - Van Meter 3 (5), Nice (2)

Game 39 - #7 Coastal Carolina 7, VMI 0

April 23 - Lexington, Va. (Gray-Minor Stadium)

	123	456	789	R	H	E	
Coastal C.	101	202	010	7	11	2	(34-5)
VMI	000	000	000	0	4	1	(29-10)

W-Meo (8-1) L-Lopez (5-1) T:3:06 A-337

Game 40 - #7 Coastal Carolina 3, VMI 2

April 24 - Lexington, Va. (Gray-Minor Stadium)

	123	456	789	R	H	E	
Coastal C.	100	001	100	3	6	1	(35-5)
VMI	200	000	000	2	7	1	(29-11)

W-Wheeler (7-0) L-Farley (4-2) S-Laney (2) T:2:30 A-978
HR VMI - Sullivan (9)
HR CCU - Motter (6)

Game 41 - #7 Coastal Carolina 6, VMI 2

April 25 - Lexington, Va. (Gray-Minor Stadium)

	123	456	789	R	H	E	
Coastal C.	121	001	001	6	12	3	(36-5)
VMI	100	100	000	11	13	2	(29-12)

W-Rein (5-0) L-Roberts (5-3) T:2:54 A-479
HR CCU - Bowman (9), Gilmore (9), Motter (7)

Game 42 - Virginia Tech 9, VMI 2

April 27 - Lexington, Va. (Gray-Minor Stadium)

	123	456	789	R	H	E	
Virginia Tech	011	302	200	9	12	0	(29-14)
VMI	000	020	000	2	5	2	(29-13)

W-Mantiply (3-1) L-Brown (2-2) T:2:50 A-509
HR VMI - Dickinson (4)
HR VT - Sosnoskie (7), Smalling (6)

Game 43 - VCU 7, VMI 3

April 28 - Richmond, Va. (The Diamond)

	123	456	789	R	H	E	
VMI	001	000	200	3	6	1	(29-14)
VCU	400	012	00X	7	11	1	(23-17-1)

W-Farrar (2-2) L-Kruihof (0-1) T:3:04 A-720

Game 44 - Radford 9, VMI 2

April 30 - Lexington, Va. (Gray-Minor Stadium)

	123	456	789	R	H	E	
Radford	011	103	102	9	13	2	(22-19)
VMI	000	100	001	2	8	3	(29-15)

W-Taylor (5-1) L-Lopez (5-2) T:2:45 A-379
HR VMI - Ballard (17)
HR RU - Mack (7)

Game 45 - Radford 15, VMI 6

May 1 - Lexington, Va. (Gray-Minor Stadium)

	123	456	789	R	H	E	
Radford	031	103	043	15	20	1	(23-19)
VMI	001	040	100	6	9	2	(29-16)

W-Butler (5-3) L-Barefoot (0-1) T:3:21 A-409
HR RU - Turner 2 (7), Guerra (4), Mack (8)

Game 46 - VMI 7, Radford 5

May 2 - Lexington, Va. (Gray-Minor Stadium)

	123	456	789	R	H	E	
Radford	000	300	200	5	7	0	(23-20)
VMI	401	020	00X	7	10	0	(30-16)

W-Roberts (6-3) L-Bolling (2-2) S-Duty (1) T:2:28 A-423
HR VMI - Haitsuka (7)
HR RU - Keen (5)

Game 47 - Winthrop 6, VMI 5

May 14 - Lexington, Va. (Gray-Minor Stadium)

	123	456	789	R	H	E	
Winthrop	111	010	020	6	12	0	(22-25)
VMI	010	002	020	5	5	1	(30-17)

W-D'Angelo (7-4) L-Lopez (5-3) S-Mizenko (5)
T:2:46 A-309
HR VMI - Spangenberg (11), Ballard (18), Sullivan (10)
HR WU - Thielepape (8), Gamblin (5)

Game 48 - Winthrop 8, VMI 2

May 15 - Lexington, Va. (Gray-Minor Stadium)

	123	456	789	R	H	E	
Winthrop	200	020	013	8	15	0	(23-25)
VMI	100	000	010	2	8	0	(30-18)

W-Lake (5-4) L-Farley (4-3) T:2:52 A-439
HR WU - Rohan (13), Thielepape (9)

Game 49 - VMI 7, Winthrop 5

May 16 - Lexington, Va. (Gray-Minor Stadium)

	123	456	789	R	H	E	
Winthrop	011	003	000	5	11	0	(23-26)
VMI	410	000	11X	7	13	2	(31-18)

W-Devine (4-1) L-Lawrence (2-4) T:3:08 A-327
HR VMI - Haitsuka (7)

Game 50 - VMI 10, Presbyterian College 7

May 20 - Lexington, Va. (Gray-Minor Stadium)

	123	456	789	R	H	E	
PC	030	310	000	7	8	0	(13-39)
VMI	302	002	21X	10	13	2	(32-18)

W-Garrett (5-1) L-Powell (5-5) T:2:31 A-257
HR VMI - Montague (1)

Game 51 - Presbyterian College 23, VMI 7 (Game 1)

May 21 - Lexington, Va. (Gray-Minor Stadium)

	123	456	789	R	H	E	
PC	212	440	0100	23	23	0	(14-39)
VMI	000	301	030	7	14	4	(32-19)

W-Hammond (1-6) L-Farley (4-4) T:3:28 A-237
HR VMI - Worthington (2)

Game 52 - Presbyterian College 6, VMI 0 (Game 2)

May 21 - Lexington, Va. (Gray-Minor Stadium)

	123	456	789	R	H	E	
PC	031	110	000	6	4	0	(15-39)
VMI	000	000	000	0	4	1	(32-20)

W-Foushee (1-5) L-Roberts (6-4) T:2:07 A-237
HR PC - Micklon (8), Harmon (3)

Game 53 - VMI 7, UNC Asheville 4

Big South Championship - Game A

May 25 - Rock Hill, S.C. (Winthrop Ballpark)

	123	456	789	R	H	E	
UNC Asheville	200	000	011	4	8	3	(17-35)
VMI	001	320	10X	7	12	4	(33-20)

W-Garrett (6-1) L-Dull (6-4) T:2:34 A-711

Game 54 - #4 Coastal Carolina 11, VMI 2

Big South Championship - Game 1

May 26 - Rock Hill, S.C. (Winthrop Ballpark)

	123	456	789	R	H	E	
VMI	100	001	000	2	5	3	(33-21)
Coastal C.	300	520	01X	11	10	0	(48-7)

W-Meo (13-1) L-Farley (4-5) T:3:05 A-817
HR CCU - Rice (9), Gilmore (11)

Game 55 - Winthrop 11, VMI 6

Big South Championship - Game 4

May 27 - Rock Hill, S.C. (Winthrop Ballpark)

	123	456	789	R	H	E	
VMI	010	001	220	6	13	1	(33-22)
Winthrop	005	005	01X	11	14	2	(27-29)

W-Mizenko (4-3) L-Roberts (6-5) T:2:50
HR VMI - Dickinson (5)
HR WU - Crane 2 (14), Rohan (14)



Jeremy Brown

2010 Miscellaneous Statistics

Multiple Hit Games

	2	3	4	5+	Tot.
Graham Sullivan	20	5	2	-	27
Cory Spangenberg	16	7	3	-	26
Sam Roberts	15	6	-	-	21
Jordan Ballard	10	8	-	-	18
Alex Haitzuka	12	1	3	-	16
Jacob Morley	13	2	-	-	15
Rob Dickinson	10	4	1	-	15
Tanner Biagini	5	5	-	-	10
Chase Worthington	6	1	1	-	8
Justin Topping	6	-	-	-	6
Steele Myers	4	2	-	-	6
Ombri Rivers	4	-	-	-	4
Erickson Keeton	2	-	-	-	2
Andrew Montague	1	1	-	-	2
George Piccirilli	1	-	-	-	1
TEAM	1125	42	10	0	177

Multiple RBI Games

	2	3	4	5+	Tot.
Jordan Ballard	8	3	3	2	16
Cory Spangenberg	10	4	1	-	15
Graham Sullivan	7	6	1	-	14
Sam Roberts	8	1	2	2	13
Alex Haitzuka	3	3	1	1	8
Jacob Morley	3	3	2	-	8
Rob Dickinson	4	2	-	-	6
Tanner Biagini	5	-	-	-	5
Justin Topping	3	-	1	-	4
Chase Worthington	3	-	-	-	3
George Piccirilli	2	1	-	-	3
Steele Myers	1	-	-	1	2
Erickson Keeton	1	1	-	-	2
Andrew Montague	2	-	-	-	2
Ombri Rivers	1	-	-	-	1
TEAM	61	24	11	6	102

Hitting Streaks

	Career Longest	Season Longest	
Cory Spangenberg	18	18	3
Jordan Ballard	15	15	1
Chase Worthington	12	12	-
Sam Roberts	14	11	4
Graham Sullivan	11	11	5
Alex Haitzuka	10	10	1
Tanner Biagini	14	10	-
Justin Topping	8	8	-
Jacob Morley	8	8	-
Andrew Montague	5	5	3
Steele Myers	5	5	1
Rob Dickinson	5	5	1
Ombri Rivers	4	4	-
George Piccirilli	8	2	-

Getting Started

Pitcher	Starts	Quality Starts	W-L in Starts	VMI Record In Starts	Avg. IP Per Start	ERA In Starts	Run Support
Adam Lopez	14	3	5-3	10-4	5.0	5.25	8.50
Sam Roberts	14	4	6-5	8-6	5.0	5.59	7.21
Jason Farley	12	6	3-5	5-7	5.2	4.59	4.83
Coby Cowgill	7	2	3-1	5-2	4.1	6.14	11.86
Jeremy Brown	4	0	1-2	2-2	3.0	6.57	8.00
Chris Duty	2	0	0-0	2-0	3.0	11.12	8.00
Adam Kruthof	1	0	0-1	0-1	0.1	108.00	3.00
Travis Thomas	1	0	0-0	1-0	4.2	3.86	3.00
Totals	55	15	18-17	33-22	4.2	5.57	7.53

Quality Start consists of at least 6.0 innings pitched and no more than 3 earned runs allowed

2010 Game Highs

TEAM BATTING

At Bats	.50, vs. UMES (3/6)
Runs Scored	.20, vs. UMES (3/6)
Runs Scored (Inning)	.8, vs. La Salle (3/11)
Hits	.23, vs. UMES (3/6)
RBI	.18, vs. UMES (3/5)
Doubles	.8, vs. UMES (3/5)
Triples	.2, Twice
Home Runs	.5, Twice
Total Bases	.38, Twice
Walks	.12, at High Point (3/21)
Strikeouts	.16, at Virginia Tech (3/30)
Stolen Bases	.6, vs. Charleston Southern (3/26)
Caught Stealing	.4, vs. La Salle (3/11)
Hit By Pitch	.4, Twice
Runners LOB	.17, at High Point, 3/21

TEAM PITCHING

Innings Pitched	11.0, at Maryland (3/2)
Strikeouts	.16, vs. UMES (3/5)
Fewest Runs Allowed	.1, Five Times
Fewest Hits Allowed	.3, vs. La Salle (3/14)
Fewest Walks Allowed	.0, Twice

TEAM FIELDING

Putouts	.33, at Maryland (3/2)
Assists	.19, vs. Coastal Carolina (4/24)
Most Errors	.4, Four Times
DP's Turned	.3, vs. Lafayette (3/27)

INDIVIDUAL BATTING

At Bats	.6, 13 Times
Runs Scored	.4, Five Times
Hits	.4, 10 Times
RBI	.5, Six Times
Doubles	.2, 17 Times
Triples	.1, 13 Times
Home Runs	.2, Seven Times
Total Bases	.11, Cory Spangenberg at GWU (4/9)
Walks	.3, Three Times
Stolen Bases	.3, Twice
Hit By Pitch	.2, Twice

INDIVIDUAL PITCHING

Innings Pitched	.90, Twice
Strikeouts	.11, Adam Lopez vs. UMES (3/5)

INDIVIDUAL FIELDING

Putouts	.16, Four Times
Assists	.7, Twice
Errors	.2, Five Times

VMI'S 2010 RECORD WHEN...

Leading After...

Six Innings	24-1
Seven Innings	24-0
Eight Innings	24-0

Trailing After...

Six Innings	4-20
Seven Innings	2-22
Eight Innings	1-22

Keydets Hit...

0 Home Runs	4-10
1 Home Run	14-8
2+ Home Runs	15-4

Opponents Hit..

0 Home Runs	26-7
1 Home Run	7-4
2+ Home Runs	0-11

VMI Scores..


0-2 Runs	1-9
3-5 Runs	5-5
6-9 Runs	13-6
10+ Runs	14-2

Opponent Scores..

0-2 Runs	11-1
3-5 Runs	15-1
6-9 Runs	6-10
10+ Runs	1-10

Other

When Game is Tied After 7th/8th	7-0
When A. Lopez Starts	10-4
When VMI Makes 0 Errors	11-2



Chase Worthington

2010 Big South Stats & Standings

ALL GAMES

TEAM BATTING	Avg	G	AB	R	H	2B	3B	HR	BB	SO	SB-ATT
High Point	.334	60	2137	526	713	133	11	56	250	347	123-155
VMI	.326	55	1932	414	629	133	13	78	161	394	74-106
Coastal Carolina	.324	65	2258	603	732	147	18	111	310	401	161-198
Liberty	.318	61	2174	459	691	148	10	45	204	327	57-80
Gardner-Webb	.312	55	2032	385	634	141	14	46	186	358	86-117
Winthrop	.306	57	2018	376	618	125	13	62	219	332	46-78
Radford	.303	55	1963	396	595	110	16	48	232	459	143-174
Charleston Southern	.286	55	1969	318	564	97	3	62	180	439	69-89
UNC Asheville	.286	52	1837	276	526	98	4	26	178	330	23-30
Presbyterian College	.269	54	1876	305	504	100	14	33	181	435	48-66

TEAM PITCHING	ERA	W-L	G	Sv	IP	H	R	ER	BB	SO	OBA
Coastal Carolina	3.53	55-10	65	14	584.0	543	274	220	226	530	.248
Liberty	4.38	42-19	61	16	544.1	583	304	265	211	459	.276
VMI	5.43	33-22	55	11	480.2	551	347	290	185	441	.290
Radford	5.89	29-26	55	6	490.2	617	384	221	172	331	.308
Winthrop	6.25	27-30	57	10	506.2	646	406	352	193	382	.317
Gardner-Webb	6.29	25-30	55	9	494.0	607	416	345	252	311	.305
UNC Asheville	6.82	17-35	52	7	447.2	577	400	339	192	270	.318
Charleston Southern	6.86	17-38	55	6	484.0	643	467	369	240	375	.321
High Point	6.91	31-29	60	11	526.0	712	481	404	293	402	.331
Presbyterian College	7.80	15-39	54	5	466.1	687	482	404	184	309	.347

TEAM FIELDING	G	PO	A	E	Pct	DP	SBA-ATT	SB%	PB
Liberty	61	1633	642	68	.971	62	61-81	.753	4
Winthrop	57	1520	605	68	.969	35	79-110	.718	15
Coastal Carolina	65	1752	627	78	.968	50	37-59	.627	7
VMI	55	1442	578	77	.963	34	74-105	.705	14
UNC Asheville	52	1343	587	75	.963	34	76-99	.738	12
Presbyterian College	54	1399	548	81	.960	33	108-140	.771	7
High Point	60	1578	596	98	.957	48	119-165	.721	18
Charleston Southern	55	1452	579	94	.956	39	146-165	.885	17
Radford	55	1472	650	101	.955	59	76-96	.792	11
Gardner-Webb	55	1482	515	99	.953	41	93-113	.823	6

CONFERENCE GAMES ONLY

TEAM BATTING	Avg	G	AB	R	H	2B	3B	HR	BB	SO	SB-ATT
Coastal Carolina	.352	25	908	276	320	65	8	52	131	145	80-95
High Point	.329	27	984	253	324	64	3	27	111	145	59-72
Liberty	.325	27	988	199	321	64	3	13	73	147	28-36
Radford	.324	26	960	203	311	60	10	26	109	238	61-76
Winthrop	.315	27	986	181	311	64	6	32	109	159	21-41
VMI	.306	27	927	169	284	57	7	30	87	206	27-40
Gardner-Webb	.293	27	953	169	279	57	9	17	97	158	34-49
UNC Asheville	.289	27	967	131	279	55	0	10	78	160	15-19
Charleston Southern	.283	26	934	153	264	50	2	27	92	224	43-54
Presbyterian College	.280	27	966	161	270	46	6	15	95	227	28-53

TEAM PITCHING	ERA	W-L	G	Sv	IP	H	R	ER	BB	SO	OBA
Coastal Carolina	2.92	25-0	25	6	225.0	193	86	73	71	238	.232
Liberty	4.61	19-8	27	9	240.0	273	136	123	84	215	.286
Radford	4.97	15-11	26	3	237.1	266	165	131	72	176	.284
UNC Asheville	5.77	10-17	27	4	241.2	281	189	155	100	144	.297
VMI	6.01	13-14	27	6	239.2	290	190	160	90	192	.303
Winthrop	6.21	13-14	27	5	243.2	308	198	168	89	202	.315
High Point	6.67	15-12	27	3	239.0	336	214	177	130	167	.342
Charleston Southern	6.87	6-20	26	1	232.0	312	227	177	116	175	.325
Presbyterian College	7.62	7-20	27	2	243.1	376	250	206	95	160	.360
Gardner-Webb	7.67	10-17	27	5	236.0	327	239	201	134	140	.332

TEAM FIELDING	G	PO	A	E	Pct	DP	SBA-ATT	SB%	PB
Liberty	27	720	267	33	.968	24	26-34	.765	2
Coastal Carolina	25	675	242	31	.967	21	12-19	.632	2
Winthrop	27	731	289	35	.967	17	38-47	.809	10
VMI	27	719	295	37	.965	17	32-50	.640	7
UNC Asheville	27	725	331	41	.963	21	25-38	.658	2
High Point	27	717	292	45	.957	29	50-65	.769	5
Presbyterian College	27	730	280	46	.956	22	57-70	.814	3
Charleston Southern	26	696	288	48	.953	22	73-86	.849	7
Radford	26	712	319	53	.951	27	33-45	.733	6
Gardner-Webb	27	708	255	52	.949	21	51-62	.823	4

2010 BIG SOUTH STANDINGS

School	Conference		Overall	
	W-L	Pct.	W-L	Pct.
!\$Coastal Carol.	25-0	1.000	55-10	.846
Liberty	19-8	.704	42-19	.689
Radford	15-11	.577	29-26	.527
High Point	15-12	.556	31-29	.517
Winthrop	13-14	.481	27-30	.474
VMI	13-14	.481	33-22	.600
UNC Asheville	10-17	.370	17-35	.327
Gardner-Webb	10-17	.370	25-30	.455
Presbyterian Coll.	7-20	.259	15-39	.278
Charleston South.	6-20	.231	17-38	.309
!-Big South Regular Season Champion				
\$-Big South Tournament Champion				

2010 BIG SOUTH POSTSEASON

BIG SOUTH CHAMPIONSHIP

Tuesday, May 25

Gm A: #6 VMI 7, #7 UNC Asheville 4

Gm B: #5 Winthrop 4, #8 Gardner-Webb 3

Wednesday, May 26

Gm 1: #1 Coastal Carolina 11, #6 VMI 2

Gm 2: #2 Liberty 7, #5 Winthrop 2

Gm 3: #4 High Point 10, #3 Radford 8

Thursday, May 27

Game 4: #5 Winthrop 11, #6 VMI 6

Game 5: #1 Coastal Carolina 11, #3 Radford 9

Game 6: #4 High Point 2, #2 Liberty 1

Friday, May 28

Gm 7: #2 Liberty 9, #5 Winthrop 7

Gm 8: #1 Coastal Carolina 15, #4 High Point 9

Saturday, May 29

Gm 9: #2 Liberty 9, #4 High Point 5

Gm 10: #1 Coastal Carolina 8, #2 Liberty 2

NCAA REGIONALS

Myrtle Beach Regional

Friday, June 4

Gm 1: #1 Coastal Carolina 6, #4 Stony Brook 0

Gm 2: #2 COC 9, #3 N.C. State 6

Saturday, June 5

Gm 3: #4 Stony Brook 6, #3 N.C. State 2

Gm 4: #2 COC 16, #1 Coastal Carolina 6

Sunday, June 6

Gm 5: #1 Coastal Carolina 25, #4 Stony Brook 7

Gm 6: #1 Coastal Carolina 8, #2 COC 7

Monday, June 7

Gm 7: #1 Coastal Carolina 11, #2 COC 10

NCAA SUPER REGIONALS

Myrtle Beach Super Regional

Saturday, June 12

Gm 1: South Carolina 4, Coastal Carolina 3

Sunday, June 13

Gm 2: South Carolina 10, Coastal Carolina 9

2010 Big South Stats & Honors

BATTING AVERAGE

Nate Roberts, HPU	.416
Nick Chinnners, CSU	.385
Justin Schumer, UNCA	.384
Matt Gantner, HPU	.379
Brantley Meier, CSU	.378
Tommy La Stella, Coastal	.378
P.J. Jimenez, Liberty	.377
Daniel Merck, GWU	.372
Cory Spangenberg, VMI	.370
Max Fulginiti, HPU	.365

SLUGGING PCT.

Nate Roberts, HPU	.746
Chas Crane, Winthrop	.635
Jose Iglesias, Coastal	.629
Jordan Ballard, VMI	.626
Tommy La Stella, Coastal	.622
Justin Schumer, UNCA	.621
Taylor Motter, Coastal	.617
Eddie Rohan, Winthrop	.609
Raphael Turner, Radford	.601
Matt Gantner, HPU	.599

ON-BASE PERCENTAGE

Nate Roberts, HPU	.573
Scott Woodward, Coastal	.495
Rico Noel, Coastal	.466
Justin Schumer, UNCA	.461
Brantley Meier, CSU	.455
Matt Gantner, HPU	.455
Reggie Keen, Radford	.455
Jake Watts, GWU	.454
Raphael Turner, Radford	.452
Max Fulginiti, HPU	.451

RUNS SCORED

Nate Roberts, HPU	88
Rico Noel, Coastal	82
Scott Woodward, Coastal	75
Chance Gilmore, Coastal	63
Tommy La Stella, Coastal	63
Cory Spangenberg, VMI	62
P.J. Jimenez, Liberty	61
Matt Gantner, HPU	59
Tyler Bream, Liberty	56
Sam Roberts, VMI	56

HITS

Tyler Bream, Liberty	96
Tommy La Stella, Coastal	93
P.J. Jimenez, Liberty	92
Curran Redal, Liberty	90
Matt Gantner, HPU	88
Cory Spangenberg, VMI	87
Nate Roberts, HPU	87
Matt Williams, Liberty	85
Max Fulginiti, HPU	84
Brantley Meier, CSU	84

RUNS BATTED IN

Jose Iglesias, Coastal	80
Matt Gantner, HPU	71
Nate Roberts, HPU	69
Tommy La Stella, Coastal	66
Rico Noel, Coastal	63
Jordan Ballard, VMI	58
Tyler Bream, Liberty	57
Steve Antolik, HPU	57
Chance Gilmore, Coastal	55
Graham Sullivan, VMI	55

DOUBLES

Max Fulginiti, HPU	25
Matt Gantner, HPU	25
Taylor Motter, Coastal	22

Tyler Bream, Liberty	22
Daniel Williams, Liberty	22
Daniel Merck, GWU	21
Chance Gilmore, Coastal	21
Kurt Fulginiti, GWU	20
Three tied at...	19

TRIPLES

Gabe Grammer, PC	6
Matt Hillsinger, Radford	6
Scott Woodward, Coastal	4
Daniel Merck, GWU	4
Matt Mack, Radford	4
Michael Robertson, Liberty	4
Steve Davis, Coastal	4
Five tied at...	3

HOME RUNS

Nate Roberts, HPU	19
Jordan Ballard, VMI	18
Jose Iglesias, Coastal	16
Daniel Bowman, Coastal	15
Eddie Rohan, Winthrop	15
Chas Crane, Winthrop	14
Tommy La Stella, Coastal	14
Taylor Motter, Coastal	12
Chance Gilmore, Coastal	12
Rico Noel, Coastal	12

TOTAL BASES

Nate Roberts, HPU	156
Tommy La Stelle, Coastal	153
Tyler Bream, Liberty	147
Rico Noel, Coastal	141
Jose Iglesias, Coastal	141
Cory Spangenberg, VMI	140
Matt Gantner, HPU	139
Chance Gilmore, Coastal	135
Daniel Bowman, Coastal	135
Two tied at...	134

WALKS

Nate Roberts, HPU	53
Scott Woodward, Coastal	47
Sam Roberts, VMI	43
Jose Iglesias, Coastal	42
Rico Noel, Coastal	41
Chas Crane, Winthrop	38
Taylor Motter, Coastal	37
Kenny Bryant, PC	34
Max Fulginiti, HPU	34
Two tied at...	32

STOLEN BASES

Rico Noel, Coastal	56
Scott Woodward, Coastal	55
Nate Roberts, HPU	36
Tyren Rivers, Radford	33
Reggie Keen, Radford	31
Daniel Merck, GWU	27
Brantley Meier, CSU	25
Cory Spangenberg, VMI	24
Raphael Turner, Radford	22
Three tied at...	15

EARNED RUN AVERAGE

Shawn Teufel, Liberty	2.44
Anthony Meo, Coastal	2.61
Steven Evans, Liberty	3.01
Cody Wheeler, Coastal	3.64
Dane Beakler, Liberty	3.84
Matteo D'Angelo, Winthrop	4.01
Adam Izokovic, GWU	4.04
Jason Farley, VMI	4.12
Tyler Thornburg, CSU	4.14
Ryan Dull, UNCA	4.40

OPP. BATTING AVG.

Tyler Thornburg, CSU	.212
Anthony Meo, Coastal	.230
Shawn Teufel, Liberty	.232
Dane Beakler, Liberty	.251
Adam Izokovic, GWU	.252
Cody Wheeler, Coastal	.255
Jason Farley, VMI	.260
Steven Evans, Liberty	.261
Justin Schumer, UNCA	.269
Keegan Linza, Liberty	.270

INNINGS PITCHED

Cody Wheeler, Coastal	111.1
Shawn Teufel, Liberty	103.1
Anthony Meo, Coastal	96.2
Matteo D'Angelo, Winthrop	94.1
Robert Lake, Winthrop	94.0
Steven Evans, Liberty	89.2
Ryan Dull, UNCA	88.0
Aerik Taylor, Radford	87.2
Jamie Serber, HPU	86.1
Eddie Butler, Radford	85.2

STRIKEOUTS

Cody Wheeler, Coastal	113
Anthony Meo, Coastal	94
Shawn Teufel, Liberty	92
Adam Lopez, VMI	89
Tyler Thornburg, CSU	88
Steven Evans, Liberty	85
Matteo D'Angelo, Winthrop	76
Robert Lake, Winthrop	72
Jesse Harmon, PC	69
Jamie Schultz, HPU	68

WINS

Anthony Meo, Coastal	13
Cody Wheeler, Coastal	12
Shawn Teufel, Liberty	10
Steven Evans, Liberty	9
Keegan Linza, Liberty	8
Matteo D'Angelo, Winthrop	8
Matt Rein, Coastal	7
Nine tied at...	6

SAVES

Austin Fleet, Coastal	8
Mikel Rodenberg, HPU	8
Michael Devine, VMI	7
Tyler Mizenko, Winthrop	6
Adam Izokovic, GWU	6
Josh Richardson, Liberty	6
J.J. McLeod, Liberty	5
Jason Patten, Radford	5
Four tied at...	3

APPEARANCES

Ryan Connolly, Coastal	40
Matt Laney, Coastal	34
Brad Wimmer, Radford	33
Greg Hough, Winthrop	33
Austin Fleet, Coastal	31
Jordan Pace, PC	30
Eric Ruth, Winthrop	28
Rodney Scruggs, PC	28
Corey Swickle, HPU	27
Three tied at...	26

2010 ALL-BIG SOUTH

FIRST-TEAM ALL-CONFERENCE

SP - Cody Wheeler, Jr., Coastal
SP - Shawn Teufel, R-Sr., Liberty
SP - Anthony Meo, So., Coastal
RP - Matt Rein, Jr., Coastal
C - Jose Iglesias, Sr., Coastal
1B - Jordan Ballard, Sr., VMI
2B - Tommy La Stella, R-So., Coastal
3B - Scott Woodward, Jr., Coastal
SS - Taylor Motter, So., Coastal
DH - Matt Hillsinger, So., Radford
OF - Nate Roberts, Jr., High Point
OF - Rico Noel, Jr., Coastal
OF - Matt Gantner, Sr., High Point

SECOND-TEAM ALL-CONFERENCE

SP - Matteo D'Angelo, Jr., Winthrop
SP - Tyler Thornburg, Jr., CSU
SP - Ryan Dull, So., UNCA (tie)
SP - Jamie Schultz, Fr., High Point (tie)
RP - Ryan Connelly, Fr., Coastal
C - Nathan Thompson, R-Sr., Liberty (tie)
C - Alex Haituka, Jr., VMI (tie)
1B - Nick Chinnners, R-Jr., CSU
2B - Cory Spangenberg, Fr., VMI
3B - Tyler Bream, So., Liberty
SS - Matt Williams, So., Liberty
DH - Eddie Rohan, Jr., Winthrop
OF - Curran Redal, Sr., Liberty
OF - Reggie Keen, Sr., Radford
OF - Graham Sullivan, Jr., VMI

ALL-ACADEMIC TEAM

Charlie McCready, So., CSU
Austin Fleet, R-Sr., Coastal
Aaron Miller, Jr., GWU
Sal Pezzino, So., High Point
Nathan Thompson, R-Sr., Liberty
Nate Horton, Jr., PC
Jason Patten, So., Radford
Justin Schumer, Sr., UNCA
Alex Haituka, Jr., VMI
Matt Thielepape, Sr., Winthrop

PLAYER OF THE YEAR

Nate Roberts, Jr., OF, High Point

PITCHER OF THE YEAR

Anthony Meo, So., RHP, Coastal

FRESHMAN OF THE YEAR

Cory Spangenberg, 2B, VMI

COACH OF THE YEAR

Gary Gilmore, Coastal Carolina

SCHOLAR-ATHLETE OF THE YEAR

Austin Fleet, R-Sr., Coastal
