

# ACADEMIC ENHANCEMENT



The Academic Advising Office provides academic support to all NCAA athletes in a variety of functions. The office, located in Miller Academic Center in Carroll Hall, assists athletes with the identification of individual career goals, selection of an academic major, and also maintains the tutoring program.

The Academic Advising staff mentors the cadet-athlete throughout the cadetship, and devotes all resources to continued progress toward degree completion and successful employment upon graduation.



The Academic Advising Office is currently staffed by **Stephen Ross**, former VMI head men's soccer coach, and **Elizabeth Igo**, who also serves as the VMI Senior Woman Administrator.



2009 VMI FOOTBALL MEDIA GUIDE

# THE OPPOSITION

2009 OPPONENTS • 50

SERIES VERSUS 2009 OPPONENTS • 53

RECORDS VERSUS ALL OPPONENTS • 54


2008 RESULTS & STATISTICS • 55

BIG SOUTH CONFERENCE • 60

BIG SOUTH & VaSID HONORS • 61

BIG SOUTH STATISTICS • 62

WHERE THE KEYDETS PLAY IN 2009 • 64





# 2009 Schedule & Opponents

## 2009 Schedule

### SEPTEMBER

<b>5</b>	<b>Robert Morris</b>	<b>1:30 p.m.</b>
19	at James Madison	6 p.m.
26	at Richmond	3:30 p.m.

### KEY DATES

Sept. 5- First Reunion Weekend  
 Oct. 3- Second Reunion Weekend & Homecoming  
 Oct. 17- Parents Weekend

### OCTOBER

<b>3</b>	<b>Gardner-Webb*</b>	<b>1:30 p.m.</b>
10	at Coastal Carolina*	7 p.m.
<b>17</b>	<b>Stony Brook*</b>	<b>1:30 p.m.</b>
24	at Presbyterian*	2 p.m.
<b>31</b>	<b>Charleston Southern*</b>	<b>1:30 p.m.</b>

### KEY DATES

Oct. 31- Hall of Fame Weekend  
 Nov. 21 - Ring Figure

### NOVEMBER

<b>7</b>	at Liberty* (MASN)	<b>7 p.m.</b>
<b>14</b>	at Army (CBS College Sports)	Noon
<b>21</b>	<b>Old Dominion</b>	<b>1:30 p.m.</b>

**BOLD- Home Game at Foster Stadium**

\*- Big South Conference Contest

### Game 1 • Robert Morris • Sept. 5, 2009 • Foster Stadium • Lexington, Va.



**Robert Morris**  
**Colonials**

[www.RMUColonials.com](http://www.RMUColonials.com)

**Location:** Moon Township, Pa.  
**President:** Gregory G. Dell'Omo, Ph.D.  
**Enrollment:** 2,125  
**Athletic Director:** Craig Coleman, M.D.  
**Home Stadium:** Joe Walton Stadium (3,000)  
**Conference:** Northeast Conference  
**Nickname:** Colonials  
**School Colors:** Blue and White with Red  
**Head Coach:** Joe Walton  
**Record at RMU:** 90-61-1/16th season  
**Overall Record:** 90-61-1/16th season  
**Lettermen Returning/Lost:** 44/10  
**Starters Returning/Lost:** 20/4  
**Football SID:** Jim Duzyk  
 Office Phone: 412-397-4314  
 Cell Phone: 412-498-8359  
 Email: [duzyk@rmu.edu](mailto:duzyk@rmu.edu)  
 Fax: 412-397-5857  
**Press Box:** 412-397-3280

**2008 Results (5-6, 4-3 NEC, \*-NEC Opp.)**  
 S6 Morehead State W, 27-13  
 S13 Bucknell L, 14-17  
 S20 at Dayton L, 14-31  
 S27 Monmouth\* L, 26-34  
 O4 at Sacred Heart\* L, 28-31  
 O11 Duquesne\* W, 34-27  
 O18 at Bryant L, 7-20  
 O25 at Wagner\* W, 35-3  
 N1 Central Conn. State\* W, 27-14  
 N8 Albany\* L, 7-41  
 N15 at Saint Francis\* W, 35-20

**2009 Schedule (\*-NEC Opponent)**  
**S5 at VMI 1:30 p.m.**  
 S12 at Bucknell 6 p.m.  
 S19 Dayton 1 p.m.  
 S26 Bryant 1 p.m.  
 O3 at Duquesne\* 1 p.m.  
 O10 at Central Conn. State\* Noon  
 O17 Saint Francis\* 1 p.m.  
 O31 Sacred Heart\* 4 p.m.  
 N7 at Albany\* 1 p.m.  
 N14 Wagner\* 1 p.m.  
 N21 at Monmouth\* Noon

### Game Notes

- ◆ Marks Third-Consecutive Season that VMI has Faced an NEC Opponent (2-0 Record) ◆
- ◆ VMI Won Only Previous Meeting, 40-13, on Sept. 29, 2007 in Moon Township, Pa. ◆
- ◆ Kyle Hughes Ran for 130 Yards and Tossed Two Touchdown Passes in the Win ◆

### Game 2 • James Madison • Sept. 19, 2009 • Bridgforth Stadium • Harrisonburg, Va.



**James Madison**  
**Dukes**

[www.JMUSports.com](http://www.JMUSports.com)

**Location:** Harrisonburg, Va.  
**President:** Dr. Linwood H. Rose  
**Enrollment:** 17,500  
**Athletic Director:** Jeff Bourne  
**Home Stadium:** Bridgforth Stadium/Showker Field  
**Conference:** Colonial Athletic Association  
**Nickname:** Dukes  
**School Colors:** Purple and Gold  
**Head Coach:** Mickey Matthews  
**Record at JMU:** 76-46/11th season  
**Overall Record:** 76-46/11th season  
**Lettermen Returning/Lost:** 42/27  
**Starters Returning/Lost:** 11/11  
**Football SID:** Gary Michael  
 Office Phone: 540-468-6154  
 Home Phone: 540-430-1780  
 Email: [michaegl@jmu.edu](mailto:michaegl@jmu.edu)  
 Fax: 540-568-3703  
**Press Box:** 540-568-6521

**2008 Results (12-2, 8-0 CAA, \*-CAA Opp.)**  
 A30 at Duke L, 7-31  
 S6 North Carolina Central W, 56-7  
 S13 Massachusetts\* W, 52-38  
 S20 Appalachian State W, 35-32  
 S27 at Maine\* W, 24-10  
 O4 Hofstra\* W, 56-0  
 O11 at #5 Richmond\* W, 38-31  
 O25 at #7 Villanova W, 23-19  
 N1 Delaware\* W, 41-7  
 N14 William & Mary\* W, 48-24  
 N22 at Towson\* W, 58-27  
 N29 Wofford W, 38-35  
 D6 Villanova W, 31-27  
 D12 #4 Montana L, 27-35

**2009 Schedule (\*-CAA Opponent)**  
 S12 at Maryland 6 p.m.  
**S19 VMI 6 p.m.**  
 S26 at Liberty 7 p.m.  
 O3 at Hofstra\* 3 p.m.  
 O10 Richmond\* 12:05 p.m.  
 O17 Villanova\* 3:30 p.m.  
 O24 at William & Mary\* 12:05 p.m.  
 O31 at Delaware\* 12:05 p.m.  
 N7 Maine\* 3 p.m.  
 N14 at Massachusetts\* 12:05 p.m.  
 N21 Towson\* 3 p.m.

### Game Notes

- ◆ JMU Advanced to the National Semifinals in 2008 ◆
- ◆ The Dukes Lead the All-Time Series 9-3 ◆

### Game 3 • Richmond • Sept. 26, 2009 • UR Stadium • Richmond, Va.



**Richmond**  
**Spiders**

[www.RichmondSpiders.com](http://www.RichmondSpiders.com)

**Location:** Richmond, Va.  
**President:** Dr. Edward L. Ayers  
**Enrollment:** 2,950  
**Athletic Director:** Jim Miller  
**Home Stadium:** UR Stadium (21,319)  
**Conference:** Colonial Athletic Association  
**Nickname:** Spiders  
**School Colors:** Red and Blue  
**Head Coach:** Mike London  
**Record at RU:** 13-3/2nd Season  
**Overall Record:** Same  
**Lettermen Returning/Lost:** 52/14  
**Starters Returning/Lost:** 16/6  
**Football SID:** Mike DeGeorge  
 Office Phone: 804-287-6313  
 Cell Phone: 804-399-8916  
 Email: [mdegeorge@richmond.edu](mailto:mdegeorge@richmond.edu)  
 Fax: 804-289-8820  
**Press Box:** 804-355-6110

### 2008 Results (13-3)

A30 at Elon W, 28-10  
 S6 at Virginia L, 0-16  
 S13 Towson\* W, 45-14  
 S20 Maine\* W, 44-17  
 S27 at Villanova\* L, 20-26  
 O4 at VMI W, 56-16  
 O11 James Madison\* L, 31-38  
 O18 at Massachusetts\* W, 30-15  
 O25 Georgetown W, 48-0  
 N8 at Hofstra\* W, 34-14  
 N15 Delaware\* W, 31-14  
 N22 at William & Mary W, 23-20 (OT)  
 N29 Eastern Kentucky W, 38-10  
 D6 at Appalachian State W, 33-13  
 D13 at Northern Iowa W, 21-20  
 D19 vs. Montana W, 24-7

### 2009 Schedule (\*-CAA Opponent)

S5 at Duke 7 p.m.  
 S12 at Delaware\* 3:30 p.m.  
 S19 Hofstra\* 3 p.m.  
**S26 VMI 3:30 p.m.**  
 O10 at James Madison\* Noon  
 O17 at Maine\* Noon  
 O24 Massachusetts\* 3 p.m.  
 O31 at Towson\* 1 p.m.  
 N7 Villanova\* 3:30 p.m.  
 N14 at Georgetown 1 p.m.  
 N21 William & Mary\* Noon

### Game Notes

- ◆ Richmond won its first-ever National Championship in 2008 ◆

INTRO  
 THIS IS VMI  
 PREVIEW  
 COACHES  
 PLAYER BIOS  
 OPPOSITION  
 STAFF  
 RECORDS  
 MEDIA

**Game 4 • Gardner-Webb • Oct. 3, 2009 • Foster Stadium • Lexington, Va.**



**Gardner-Webb  
Bulldogs**

[www.GWUsports.com](http://www.GWUsports.com)

**Location:** Boiling Springs, N.C.  
**President:** Dr. Frank Bonner  
**Enrollment:** 4,000  
**Director of Athletics:** Chuck Birch  
**Home Stadium:** Spangler Stadium (9,000)  
**Conference:** Big South  
**Nickname:** Bulldogs  
**School Colors:** Scarlet and Black  
**Head Coach:** Steve Patton  
**Record at Ohio:** 77-53/13th season  
**Overall Record:** 107-77-1/17th season  
**Lettermen Returning/Lost:** 52/20  
**Starters Returning/Lost:** 20/4  
**Football SID:** Marc Rabb  
 Office Phone: 740-406-4355  
 Cell Phone: 740-974-3662  
 Email: [mrabb@gardner.webb.edu](mailto:mrabb@gardner.webb.edu)  
 Fax: 704-406-4739  
**Press Box:** 704-406-3576

**2008 Results (5-6, 2-3 BSC, \*BSC Opp.)**  
 A28 at Tennessee Tech L, 12-28  
 S6 at Tusculum W, 31-12  
 S13 at Austin Peay W, 31-15  
 S27 Sam Houston State L, 33-49  
 O4 Charleston Southern\* L, 10-13  
 O11 at Georgia Tech L, 7-10  
 O18 Presbyterian\* W, 47-21  
 O25 VMI\* W, 34-27  
 N1 at Stony Brook\* W, 34-33  
 N8 Coastal Carolina\* L, 18-23  
 N15 at Liberty\* L, 10-30

**2009 Schedule (\*BSC Opponent)**  
 S5 Mars Hill 6 p.m.  
 S12 at Western Carolina 7 p.m.  
 S19 N.C. State 6 p.m.  
**O3 at VMI\* 1:30 p.m.**  
 O10 at Buffalo TBA  
 O16 Charleston Southern\* 6 p.m.  
 O24 Southern Virginia 6 p.m.  
 O31 Stony Brook\* 1:30 p.m.  
 N7 at Coastal Carolina\* 12:30 p.m.  
 N14 Liberty\* 1:30 p.m.  
 N21 at Presbyterian\* 1 p.m.

**Game Notes**

- ◆ Gardner-Webb Leads the All-Time Series 6-0 ◆
- ◆ Three of the Six Games Have Been Decided by 10 Points or Less ◆
- ◆ DT Josh Wine Ran for Two Scores in Last Season's Game in Boiling Springs ◆

**Game 5 • Coastal Carolina • Oct. 10, 2009 • Brooks Stadium • Conway, S.C.**



**Coastal Carolina  
Chanticleers**

[www.GoCCUSports.com](http://www.GoCCUSports.com)

**Location:** Conway, S.C.  
**President:** David A. DeCenzo  
**Enrollment:** 8,100  
**Athletic Director:** Warren "Moose" Koegel  
**Home Stadium:** Brooks Stadium (7,322)  
**Conference:** Big South  
**Nickname:** Chanticleers  
**School Colors:** Teal, Bronze and Black  
**Head Coach:** David Bennett  
**Record at CCU:** 45-23/Seventh season  
**Overall Record:** 108-40/14th season  
**Lettermen Returning/Lost:** 55/17  
**Starters Returning/Lost:** 20/8  
**Football SID:** John A. Martin  
 Office Phone: 843-349-2822  
 Cell Phone: 843-995-5923  
 Email: [jmartin@coastal.edu](mailto:jmartin@coastal.edu)  
 Fax: 843-349-2819  
**Press Box:** 843-234-3404

**2008 Results (6-6, 1-4 BSC, \*BSC Opp.)**  
 A30 at #22 Penn State L, 10-66  
 S7 Colgate L, 19-23  
 S13 at Monmouth W, 26-7  
 S20 Towson W, 31-3  
 S27 at North Carolina A&T W, 20-7  
 O4 Liberty\* L, 38-43  
 O11 at VMI\* L, 20-47  
 O18 N.C. Central W, 35-10  
 O25 Stony Brook\* L, 24-28  
 N8 at Gardner-Webb\* W, 23-18  
 N15 at Presbyterian W, 21-13  
 N22 Charleston Southern\* L, 0-24

**2009 Schedule (\*BSC Opponent)**  
 S3 at Kent State 7 p.m.  
 S12 Monmouth 7 p.m.  
 S19 at Towson 6 p.m.  
 S26 North Carolina A&T 7 p.m.  
**O10 VMI\* 7 p.m.**  
 O17 at Liberty\* 3:30 p.m.  
 O24 at Stony Brook\* 6 p.m.  
 O31 at Clemson TBA  
 N7 Gardner-Webb\* 12:30 p.m.  
 N14 Presbyterian\* 12:30 p.m.  
 N21 at Charleston Southern\* 1:30 p.m.

**Game Notes**

- ◆ VMI Defeated Coastal Carolina 47-20 Last Season in Lexington ◆
- ◆ The Win Marked VMI's First Win in a Big South Opener Since 2005 ◆
- ◆ Coastal Carolina Leads the All-Time Series 4-2 ◆

**Game 6 • Stony Brook • Oct. 17, 2009 • Foster Stadium • Lexington, Va.**



**Stony Brook  
Seawolves**

[www.GoSeawolves.org](http://www.GoSeawolves.org)

**Location:** Stony Brook, N.Y.  
**President:** Dr. Samuel L. Stanley  
**Enrollment:** 23,997  
**Athletic Director:** Jim Fiore  
**Home Stadium:** LaValle Stadium  
**Conference:** Big South (Football Only)  
**Nickname:** Seawolves  
**School Colors:** Red, Blue and Grey  
**Head Coach:** Chuck Priore  
**Record at SB:** 16-17/Fourth season  
**Overall Record:** 55-26/10th season  
**Lettermen Returning/Lost:** 40/21  
**Starters Returning/Lost:** 19/8  
**Football SID:** Phil Hess  
 Office Phone: 631-632-7289  
 Cell Phone: 248-840-2655  
 Email: [philip.hess@stonybrook.edu](mailto:philip.hess@stonybrook.edu)  
 Fax: 631-632-8841  
**Press Box:** 631-632-4037

**2008 Results (5-6, 3-2 BSC, \*BSC Opp.)**  
 A30 Colgate W, 42-26  
 S6 Elon L, 20-30  
 S13 at Maine L, 13-28  
 S20 at Brown L, 7-17  
 S26 Hofstra L, 3-43  
 O11 at Liberty\* L, 0-33  
 O18 Charleston Southern\* W, 20-19  
 O25 at Coastal Carolina\* W, 28-24  
 N1 Gardner-Webb\* L, 33-34  
 N8 at Iona W, 68-9  
 N15 VMI\* W, 40-26

**2008 Schedule (\*BSC Opponent)**  
 S5 at Hofstra TBA  
 S12 at Colgate 6 p.m.  
 S19 Brown 6 p.m.  
 S26 at Massachusetts 6 p.m.  
 O3 Presbyterian\* 6 p.m.  
 O10 at North Dakota 2 p.m.  
**O17 at VMI\* 1:30 p.m.**  
 O24 Coastal Carolina\* 7 p.m.  
 O31 at Gardner-Webb\* 1:30 p.m.  
 N14 at Charleston Southern\* 1:30 p.m.  
 N21 Liberty\* 1 p.m.

**Game Notes**

- ◆ Last Season's Game Marked the First Meeting Between the Two Schools ◆
- ◆ Stony Brook Ran for 447 Yards En Route to a 40-26 Win ◆
- ◆ This Season's Game will be Played on Parents Weekend in Lexington ◆

**Game 7 • Presbyterian • Oct. 24, 2009 • Bailey Memorial Stadium • Clinton, S.C.**



**Presbyterian  
Blue Hose**

[www.GoBlueHose.com](http://www.GoBlueHose.com)

**Location:** Clinton, S.C.  
**President:** Dr. John V. Griffith  
**Enrollment:** 1,200  
**Athletic Director:** Dr. William "Bee" Carlton  
**Home Stadium:** Bailey Mem. Stadium (6,500)  
**Conference:** Big South  
**Nickname:** Blue Hose  
**School Colors:** Garnet and Blue  
**Head Coach:** Harold Nichols  
**Record at PC:** First Season  
**Overall Record:** N/A  
**Lettermen Returning/Lost:** 52/26  
**Starters Returning/Lost:** 11/11  
**Football SID:** Brent Hager  
 Office Phone: 864-833-8252  
 Cell Phone: 704-219-3790  
 Email: [bchager@presby.edu](mailto:bchager@presby.edu)  
 Fax: 864-833-8323  
**Press Box:** 864-938-4040

**2008 Results (4-8)**  
 A30 at Wofford L, 21-38  
 S6 Fayetteville State W, 38-28  
 S13 at Elon L, 12-66  
 S20 Western Carolina L, 21-23  
 S27 at Appalachian St. L, 14-48  
 O4 North Greenville W, 22-15  
 O11 N.C. Central W, 28-24  
 O15 at Gardner-Webb L, 21-47  
 N1 Liberty W, 31-28  
 N8 at Charleston Southern L, 18-29  
 N15 Coastal Carolina L, 13-21  
**N22 at VMI L, 27-49**

**2009 Schedule**  
 S5 at Furman 6 p.m.  
 S12 Elon 1:30 p.m.  
 S19 Chattanooga 1:30 p.m.  
 S26 at The Citadel 7 p.m.  
 O3 at Stony Brook\* 3 p.m.  
 O10 at Old Dominion 6 p.m.  
**O24 VMI\* 2 p.m.**  
 O31 at Liberty\* 3:30 p.m.  
 N7 Charleston Southern\* 1:30 p.m.  
 N14 at Coastal Carolina\* 12:30 p.m.  
 N21 at Gardner-Webb\* 1 p.m.

**Game Notes**

- ◆ This Year's Meeting Marks VMI's First Trip to Bailey Memorial Stadium ◆
- ◆ VMI Rushed for 497 Yards in its 49-27 Win over PC in Lexington on Nov. 22, 2008 ◆
- ◆ Tim Maypray Accounted for 332 All-Purpose Yards in Last Year's Win ◆

INTRO

THIS IS VMI

PREVIEW

COACHES

PLAYER BIOS

OPPOSITION

STAFF

RECORDS

MEDIA



**Game 8 • Charleston Southern • Oct. 31, 2009 • Foster Stadium • Lexington, Va.**



**Charleston So.  
Buccaneers**

[www.CSUSports.com](http://www.CSUSports.com)

**Location:** Charleston, S.C.  
**President:** Dr. Jairy C. Hunter, Jr.  
**Enrollment:** 3,287  
**Athletic Director:** Hank Small  
**Home Stadium:** CSU Stadium (4,000)  
**Conference:** Big South  
**Nickname:** Buccaneers  
**School Colors:** Navy Blue and Gold  
**Head Coach:** Jay Mills  
**Record at CSU:** 34-33/Seventh season  
**Overall Record:** 37-54/Ninth season  
**Lettermen Returning/Lost:** 37/12  
**Starters Returning/Lost:** 16/10  
**Football SID:** Blake Freeland  
 Office Phone: 843-863-7687  
 Home Phone: 843-729-0483  
 Email: [bfreeland@csuniv.edu](mailto:bfreeland@csuniv.edu)  
 Fax: 843-863-7676  
**Press Box:** 843-863-7661

**2008 Results (7-5, 3-2 BSC, \*-BSC Opp.)**  
 A28 at Miami (Fla.) L, 7-52  
 S6 at Wofford L, 23-41  
 S13 at Miami (Ohio) L, 27-38  
 S27 North Greenville W, 27-0  
 O4 Gardner-Webb\* W, 13-10  
 O11 at Savannah State\* W, 29-20  
 O18 at Stony Brook\* L, 19-20  
 O25 at Liberty\* L, 0-42  
**NI VMI\* W, 31-21**  
 N8 Presbyterian W, 29-18  
 N15 Edward Waters W, 48-6  
 N22 Coastal Carolina\* W, 24-0

**2009 Schedule (\*-BSC Opponent)**  
 S5 at Florida TBA  
 S12 at Wofford 7 p.m.  
 S19 at South Florida TBA  
 S26 North Greenville 1:30 p.m.  
 O3 Savannah State 1:30 p.m.  
 O17 at Gardner-Webb\* 6 p.m.  
 O24 Liberty\* 1:30 p.m.  
**O31 at VMI\* 1:30 p.m.**  
 N7 at Presbyterian\* 1:30 p.m.  
 N14 Stony Brook\* 1:30 p.m.  
 N21 Coastal Carolina\* 1:30 p.m.

**Game Notes**

- ◆ All-Time Series Between VMI and Charleston Southern is Tied, 4-4 ◆
- ◆ CSU has Won Last Three Meetings, Including a 31-21 Win in 2008 ◆
- ◆ VMI's Last Win Over the Bucs Came on Oct. 8, 2005, 34-12 in Lexington ◆

**Game 9 • Liberty • Nov. 7, 2009 • Williams Stadium • Lynchburg, Va.**



**Liberty  
Flames**

[www.LibertyFlames.com](http://www.LibertyFlames.com)

**Location:** Lynchburg, Va.  
**Chancellor:** Jerry Falwell, Jr.  
**Enrollment:** 11,311  
**Athletic Director:** Jeff Barber  
**Home Stadium:** Williams Stadium (12,000)  
**Conference:** Big South  
**Nickname:** Flames  
**School Colors:** Red, White and Blue  
**Head Coach:** Danny Rocco  
**Record at LU:** 24-10/Fourth season  
**Overall Record:** Same  
**Lettermen Returning/Lost:** 48/23  
**Starters Returning/Lost:** 11/16  
**Football SID:** Todd Wetmore  
 Office Phone: 434-582-2292  
 Home Phone: 434-841-8974  
 Email: [twetmore@liberty.edu](mailto:twetmore@liberty.edu)  
 Fax: 434-582-2076  
**Press Box:** 434-582-4628

**2008 Results (10-2, 5-0 BSC, \*-BSC Opp.)**  
 A30 North Greenville W, 49-10  
 S6 Glenville State W, 44-27  
 S13 at Western Carolina W, 19-16  
 S27 at Youngstown State W, 31-28  
 O4 at Coastal Carolina\* W, 43-38  
 O11 Stony Brook\* W, 33-0  
 O18 Lafayette L, 21-35  
 O25 Charleston Southern\* W, 42-0  
 NI at Presbyterian\* L, 28-31  
**N8 at VMI\* W, 38-26**  
 N15 at Gardner-Webb\* W, 30-10  
 N22 Elon W, 26-3

**2009 Schedule (\*-BSC Opponent)**  
 S5 at West Virginia 3:30 p.m.  
 S12 N.C. Central 7 p.m.  
 S19 at Lafayette 6 p.m.  
 S26 James Madison 7 p.m.  
 O3 West Virginia Wesleyan 7 p.m.  
 O17 Coastal Carolina\* 3:30 p.m.  
 O24 at Charleston Southern\* 1:30 p.m.  
 O31 Presbyterian\* 3:30 p.m.  
**N7 VMI\* 3:30 p.m.**  
 N14 at Gardner-Webb\* 1:30 p.m.  
 N21 at Stony Brook\* 1 p.m.

**Game Notes**

- ◆ Liberty Is The Two-Time Defending Big South Champion ◆
- ◆ The Flames Lead the All-Time Series 5-3 ◆
- ◆ VMI's Last Win over LU Came in 2005, A 10-7 Win in Lynchburg ◆

**Game 10 • Army • Nov. 14, 2009 • Michie Stadium • West Point, N.Y.**



**Army  
Black Knights**

[www.GoArmySports.com](http://www.GoArmySports.com)

**Location:** West Point, N.Y.  
**Superintendent:** Lt. Gen. Franklin L. Hagenbeck  
**Enrollment:** 4,400  
**Athletic Director:** Kevin Anderson  
**Home Stadium:** Michie Stadium (40,000)  
**Conference:** Independent  
**Nickname:** Black Knights/Cadets  
**School Colors:** Black, Gold and Gray  
**Head Coach:** Rich Ellerson  
**Record at Army:** First Season  
**Overall Record:** 60-41/10th Season  
**Lettermen Returning/Lost:** 38/40  
**Starters Returning/Lost:** 12/13  
**Football SID:** Bob Beretta  
 Office Phone: 845-938-3303  
 Home Phone: 845-784-6685  
 Email: [robert.beretta@usma.edu](mailto:robert.beretta@usma.edu)  
 Fax: 845-446-2556  
**Press Box:** N/A

**2008 Results (3-9)**  
 A29 Temple L, 7-35  
 S6 New Hampshire L, 10-28  
 S20 Akron L, 3-22  
 S27 at Texas A&M L, 17-21  
 O4 at Tulane W, 44-13  
 O11 at Eastern Michigan W, 17-13  
 O18 at Buffalo L, 24-27 (OT)  
 O25 Louisiana Tech W, 14-7  
 NI Air Force L, 7-16  
 N8 at Rice L, 31-38  
 N22 at Rutgers L, 3-30  
 D6 vs Navy L, 0-34

**2009 Schedule**  
 S5 at Eastern Michigan 7 p.m.  
 S12 Duke TBA  
 S19 Ball State TBA  
 S26 at Iowa State TBA  
 O3 Tulane TBA  
 O10 Vanderbilt TBA  
 O17 at Temple TBA  
 O23 Rutgers 8 p.m.  
 N7 at Air Force 3:30 p.m.  
**N14 VMI Noon**  
 N21 at North Texas 4 p.m.  
 D12 vs Navy 2:30 p.m.

**Game Notes**

- ◆ Army Leads All-Time Series, 12-1 ◆
- ◆ VMI's Lone Win Over The Black Knights Came in West Point on Sept. 19, 1981 (14-7) ◆
- ◆ The Series Between the Academies Dates Back to 1917 ◆

**Game 11 • Old Dominion • Nov. 21, 2009 • Foster Stadium • Lexington, Va.**



**Old Dominion  
Monarchs**

[www.ODUSports.com](http://www.ODUSports.com)

**Location:** Norfolk, Va.  
**President:** John R. Broderick  
**Enrollment:** 22,287  
**Athletic Director:** Dr. Jim Jarrett  
**Home Stadium:** Foreman Field (19,782)  
**Conference:** Independent  
**Nickname:** Monarchs  
**School Colors:** Slate Blue, Silver and Light Blue  
**Head Coach:** Bobby Wilder  
**Record at ODU:** First Season  
**Overall Record:** First Season  
**Lettermen Returning/Lost:** N/A  
**Starters Returning/Lost:** N/A  
**Football SID:** Kimberly Zivkovich  
 Office Phone: 757-683-5520  
 Home Phone: N/A  
 Email: [kzivkovi@odu.edu](mailto:kzivkovi@odu.edu)  
 Fax: 757-683-3119  
**Press Box:** TBA

**2008 Results - Did Not Play**

**2009 Schedule**  
 S5 Chowan 6 p.m.  
 S12 Virginia Union 6 p.m.  
 S19 at Jacksonville 1 p.m.  
 S26 Monmouth 6 p.m.  
 O3 at Fordham 1 p.m.  
 O10 Presbyterian 6 p.m.  
 O17 Campbell 6 p.m.  
 O24 at Savannah State 5 p.m.  
 O31 Georgetown 6 p.m.  
 N7 N.C. Central 2 p.m.  
**N21 at VMI 1:30 p.m.**

**Game Notes**

- ◆ This Will Be ODU's First Year as a Varsity Program ◆
- ◆ VMI Is One of Two Virginia Schools on the Monarchs' Schedule ◆
- ◆ ODU Defensive Backs Coach Zohn Burden is a 2006 graduate of VMI ◆

INTRO  
 THIS IS VMI  
 PREVIEW  
 COACHES  
 PLAYER BIOS  
 OPPOSITION  
 STAFF  
 RECORDS  
 MEDIA



# Series Versus 2009 Opponents

## Army

Series Record: 1-12

Record In West Point: 1-12

First Meeting: 1917 Last Meeting: 2006

DATE	SITE	W/L	SCORE
Oct. 13, 1917	West Point, N.Y.	L	0-34
Oct. 7, 1933	West Point, N.Y.	L	0-32
Oct. 30, 1937	West Point, N.Y.	L	7-20
Oct. 11, 1941	West Point, N.Y.	L	20-27
Oct. 29, 1949	West Point, N.Y.	L	14-40
Nov. 1, 1952	West Point, N.Y.	L	14-42
Sept. 29, 1956	West Point, N.Y.	L	12-32
Sept. 25, 1965	West Point, N.Y.	L	7-21
Sept. 17, 1977	West Point, N.Y.	L	14-27
Sept. 19, 1981	West Point, N.Y.	W	14-7
Sept. 22, 1990	West Point, N.Y.	L	17-41
Sept. 25, 1993	West Point, N.Y.	L	9-31
Oct. 7, 2006	West Point, N.Y.	L	7-62

## Charleston Southern

Series Record: 4-4

Record In Lexington: 3-1

Record In North Charleston: 1-3

First Meeting: 2000 Last Meeting: 2008

DATE	SITE	W/L	SCORE
Oct. 21, 2008	Lexington, Va.	W	40-7
Aug. 31, 2002	N. Charleston, S.C.	W	27-24
Oct. 11, 2003	Lexington, Va.	W	50-7
Oct. 2, 2004	N. Charleston, S.C.	L	24-25
Oct. 8, 2005	Lexington, Va.	W	34-12
Oct. 21, 2006	N. Charleston, S.C.	L	22-27
Nov. 3, 2007	Lexington, Va.	L	28-37
Nov. 1, 2008	N. Charleston, S.C.	L	21-31

## Coastal Carolina

Series Record: 2-4

Record In Lexington: 1-2

Record In Conway: 1-2

First Meeting: 2003 Last Meeting: 2008

DATE	SITE	W/L	SCORE
Nov. 1, 2003	Conway, S.C.	W	19-10
Oct. 16, 2004	Lexington, Va.	L	14-21
Oct. 29, 2005	Conway, S.C.	L	14-38
Oct. 14, 2006	Lexington, Va.	L	27-31
Oct. 27, 2007	Conway, S.C.	L	35-42
Oct. 11, 2008	Lexington, Va.	W	47-20

## Gardner-Webb

Series Record: 0-6

Record In Lexington: 0-3

Record In Boiling Springs: 0-3

First Meeting: 2003 Last Meeting: 2008

DATE	SITE	W/L	SCORE
Oct. 18, 2003	Lexington, Va.	L	25-37
Oct. 23, 2004	Boiling Springs, N.C.	L	17-28
Oct. 22, 2005	Lexington, Va.	L (3OT)	52-55
Oct. 28, 2006	Boiling Springs, N.C.	L	31-35
Oct. 20, 2007	Lexington, Va.	L	22-36
Oct. 25, 2008	Boiling Springs, N.C.	L	27-34

## James Madison

Series Record: 3-9

Record In Lexington: 3-3

Record In Harrisonburg: 0-6

First Meeting: 1982 Last Meeting: 2007

DATE	SITE	W/L	SCORE
Oct. 16, 1982	Lexington, Va.	W	35-7
Nov. 10, 1984	Harrisonburg, Va.	L	17-21
Nov. 9, 1985	Lexington, Va.	W	14-7
Sept. 27, 1986	Harrisonburg, Va.	L	7-39

Oct. 17, 1987	Lexington, Va.	L	17-20
Oct. 22, 1988	Harrisonburg, Va.	L	0-37
Oct. 21, 1989	Harrisonburg, Va.	L	0-25
Sept. 15, 1990	Lexington, Va.	W	24-21
Nov. 5, 1994	Lexington, Va.	L	15-38
Oct. 30, 2004	Harrisonburg, Va.	L	10-41
Sept. 30, 2006	Lexington, Va.	L	7-45
Sept. 15, 2007	Harrisonburg, Va.	L	17-45

## Liberty

Series Record: 3-5

Record In Lexington: 2-3

Record In Lynchburg: 1-2

First Meeting: 1995 Last Meeting: 2007

DATE	SITE	W/L	SCORE
Sept. 2, 1995	Lexington, Va.	W	50-31
Oct. 26, 2002	Lexington, Va.	W	38-14
Oct. 4, 2003	Lynchburg, Va.	L	28-31
Nov. 6, 2004	Lexington, Va.	L	17-38
Oct. 1, 2005	Lynchburg, Va.	W	10-7
Nov. 18, 2006	Lexington, Va.	L	32-38
Nov. 10, 2007	Lynchburg, Va.	L	34-73
Nov. 8, 2008	Lexington, Va.	L	26-38

## Presbyterian

Series Record: 1-1

Record In Lexington: 1-1

First Meeting: 2007 Last Meeting: 2008

DATE	SITE	W/L	SCORE
Oct. 13, 2007	Lexington, Va.	L	21-45
Nov. 22, 2008	Lexington, Va.	W	49-27

## Richmond

Series Record: 40-40-5

Record In Lexington: 19-11-2

Record In Richmond: 21-28-3

Record At Neutral: 0-1-0

First Meeting: 1893 Last Meeting: 2008

DATE	SITE	W/L	SCORE
Nov. 10, 1893	Lexington, Va.	W	34-0
Nov. 11, 1895	Lexington, Va.	W	44-0
Oct. 29, 1898	Lexington, Va.	W	16-0
Oct. 28, 1901	Lexington, Va.	W	79-0
Oct. 25, 1902	Lexington, Va.	W	33-0
Nov. 17, 1906	Richmond, Va.	L	4-6
Nov. 4, 1911	Lexington, Va.	W	38-0
Oct. 3, 1914	Lexington, Va.	W	10-0
Oct. 16, 1915	Lexington, Va.	W	13-6
Sept. 25, 1926	Lexington, Va.	W	10-0
Sept. 24, 1927	Lexington, Va.	W	22-0
Sept. 29, 1928	Lexington, Va.	T	6-6
Sept. 28, 1929	Lexington, Va.	W	40-0
Sept. 27, 1930	Lexington, Va.	W	12-0
Sept. 26, 1931	Lexington, Va.	L	0-7
Nov. 12, 1932	Richmond, Va.	L	0-7
Nov. 18, 1933	Richmond, Va.	L	0-15
Oct. 20, 1934	Richmond, Va.	L	0-7
Oct. 12, 1935	Lexington, Va.	L	6-13
Oct. 24, 1936	Richmond, Va.	W	20-0
Oct. 16, 1937	Richmond, Va.	W	21-7
Oct. 15, 1938	Richmond, Va.	W	13-6
Nov. 4, 1939	Richmond, Va.	T	0-0
Oct. 26, 1940	Richmond, Va.	L	7-9
Oct. 25, 1941	Richmond, Va.	W	25-7
Oct. 24, 1942	Richmond, Va.	W	20-6
Oct. 16, 1943	Richmond, Va.	L	0-27
Oct. 7, 1944	Richmond, Va.	W	26-20
Sept. 29, 1945	Richmond, Va.	W	40-6
Sept. 28, 1946	Richmond, Va.	T	7-7
Oct. 18, 1947	Richmond, Va.	L	20-21
Oct. 16, 1948	Richmond, Va.	W	9-0
Oct. 15, 1949	Richmond, Va.	W	14-7

Oct. 7, 1950	Richmond, Va.	W	26-14
Sept. 29, 1951	Richmond, Va.	W	34-0
Oct. 4, 1952	Lexington, Va.	W	28-14
Oct. 3, 1953	Richmond, Va.	L	7-13
Oct. 2, 1954	Richmond, Va.	W	19-6
Oct. 1, 1955	Lexington, Va.	L	0-21
Oct. 6, 1956	Richmond, Va.	W	35-20
Oct. 5, 1957	Richmond, Va.	W	28-6
Oct. 4, 1958	Lexington, Va.	W	12-6
Oct. 3, 1959	Lexington, Va.	T	14-14
Oct. 1, 1960	Lexington, Va.	W	21-6
Sept. 29, 1961	Richmond, Va.	W	8-6
Sept. 28, 1962	Richmond, Va.	W	21-0
Oct. 25, 1963	Richmond, Va.	T	7-7
Sept. 26, 1964	Richmond, Va.	L	14-20
Nov. 6, 1965	Lexington, Va.	W	21-14
Oct. 7, 1966	Richmond, Va.	W	34-20
Sept. 30, 1967	Richmond, Va.	L	0-3
Nov. 2, 1968	Richmond, Va.	L	0-35
Sept. 27, 1969	Lexington, Va.	L	0-20
Nov. 14, 1970	Richmond, Va.	L	17-40
Oct. 16, 1971	Richmond, Va.	L	6-21
Sept. 30, 1972	Richmond, Va.	L	15-34
Sept. 22, 1973	Richmond, Va.	L	0-35
Nov. 2, 1974	Richmond, Va.	L	14-17
Oct. 18, 1975	Richmond, Va.	L	19-24
Sept. 25, 1976	Richmond, Va.	L	0-43
Oct. 8, 1977	Lexington, Va.	W	25-0
Oct. 14, 1978	Richmond, Va.	W	23-6
Sept. 15, 1979	Lexington, Va.	W	17-7
Oct. 8, 1980	Richmond, Va.	W	22-17
Nov. 7, 1981	Lexington, Va.	L	14-45
Oct. 23, 1982	Richmond, Va.	W	14-0
Oct. 29, 1983	Lexington, Va.	L	19-35
Oct. 27, 1984	Richmond, Va.	L	3-45
Sept. 21, 1985	Lexington, Va.	L	14-28
Oct. 18, 1986	Richmond, Va.	L	9-40
Sept. 17, 1988	Lexington, Va.	L	13-14
Sept. 23, 1989	Richmond, Va.	L	22-27
Sept. 28, 1991	Richmond, Va.	W	38-27
Oct. 24, 1992	Norfolk, Va.	L	18-41
Sept. 4, 1993	Richmond, Va.	L	14-38
Sept. 3, 1994	Lexington, Va.	L	31-34
Sept. 2, 1995	Richmond, Va.	L	28-51
Nov. 9, 1996	Lexington, Va.	W	20-7
Sept. 20, 1997	Richmond, Va.	L	3-56
Sept. 4, 1999	Richmond, Va.	L	6-42
Oct. 25, 2003	Richmond, Va.	L	25-35
Sept. 11, 2004	Lexington, Va.	L	7-34
Nov. 5, 2005	Richmond, Va.	L	3-38
Sept. 16, 2006	Richmond, Va.	L	7-58
Oct. 4, 2008	Lexington, Va.	L	16-56

## Robert Morris

Series Record: 1-0

Record In Moon Township: 1-0

First Meeting: 2007 Last Meeting: 2007

DATE	SITE	W/L	SCORE
Sept. 29, 2007	Moon Township, Pa.	W	40-13

## Stony Brook

Series Record: 0-1

Record In Stony Brook: 0-1

First Meeting: 2008 Last Meeting: 2008

DATE	SITE	W/L	SCORE
Nov. 15, 2008	Stony Brook, N.Y.	L	26-40



# Records Versus All Opponents

INTRO  
THIS IS VMI  
PREVIEW  
COACHES  
PLAYER BIOS  
POSITION  
STAFF  
RECORDS  
MEDIA

TEAM	FIRST GAME	LATEST GAME	W - L - T
Akron	1967	1967	1-0-0
Alleghany Inst.	1896	1896	1-0-0
<b>Army</b>	<b>1917</b>	<b>2006</b>	<b>1-12-0</b>
Appalachian State	1976	2002	4-20-2
Austin Peay	2003	2003	1-0-0
Baltimore College	1913	1913	1-0-0
Baltimore Medical	1907	1907	1-0-0
Boston College	1954	1970	1-7-1
Boston University	1980	1984	0-2-0
Bucknell	1978	1978	1-0-0
Buffalo University	1960	1964	2-1-0
Catawba	1944	1990	6-3-0
Catholic	1911	1922	3-1-0
Central Florida	1982	1986	1-1-0
<b>Charleston Southern</b>	<b>2000</b>	<b>2008</b>	<b>4-4-0</b>
Chowan	2008	2008	1-0-0
Cincinnati	1951	1953	0-2-0
The Citadel	1920	2007	30-34-2
Clemson	1914	1944	5-5-2
<b>Coastal Carolina</b>	<b>2003</b>	<b>2008</b>	<b>2-4-0</b>
Colgate	1974	1974	1-0-0
Columbia	1934	1939	2-4-0
Concord	1999	1999	1-0-0
Connecticut	1975	1979	1-0-1
Davidson	1904	2006	38-17-3
Dayton	1972	1972	0-1-0
Delaware	1975	1976	1-1-0
Detroit	1964	1964	0-1-0
Duke	1892	2005	1-7-0
Duquesne	2000	2001	0-2-0
East Carolina	1972	1979	1-7-0
Eastern College	1907	1907	1-0-0
East Tennessee State	1979	2002	8-13-0
Elon	1937	1938	1-1-0
Emory & Henry	1923	1945	4-1-0
Florida	1929	1929	0-1-0
Florida State	1952	1954	1-2-0
Furman	1946	2002	8-23-0
Gallaudet	1912	1918	6-0-0
<b>Gardner-Webb</b>	<b>2003</b>	<b>2008</b>	<b>0-6-0</b>
Georgia	1943	1978	0-4-0
Georgia Southern	1993	2002	0-10-0
Georgia Tech	1964	1988	1-14-0
Georgetown	1898	2004	1-6-0
George Washington	1922	1966	10-7-1
Hampden-Sydney	1897	1935	18-0-0
Hampton Ath. Club	1894	1904	2-0-0
Holy Cross	1957	1963	0-2-1
Indiana State	1976	1976	1-0-0
Iowa State	1963	1963	0-1-0
<b>James Madison</b>	<b>1982</b>	<b>2007</b>	<b>3-9-0</b>
Johns Hopkins	1912	1912	1-0-0
Kentucky	1892	1944	4-12-0
King College	1932	1932	1-0-0
Lafayette	1991	1991	1-0-0
Lenoir-Rhyne College	1998	1998	1-0-0
Lehigh	1955	2007	3-6-1
<b>Liberty</b>	<b>1995</b>	<b>2008</b>	<b>3-5-0</b>
Lock Haven	2007	2007	1-0-0
Lynchburg College	1922	1925	3-0-0
Maine	1983	1983	1-0-0
Marine Officers	1904	1904	1-0-0
Marines (U.S.)	1923	1923	1-0-0

TEAM	FIRST GAME	LATEST GAME	W - L - T
Marshall	1959	1996	5-14-0
Maryland	1901	1972	11-14-2
Memphis State	1960	1960	0-1-0
Miami (FL)	1941	1952	0-2-0
Mississippi	1913	1996	1-1-0
Morehead State	1958	1998	1-1-0
Morris Harvey	1913	1922	1-0-1
Navy	1898	2003	0-8-0
Navy Yard Athletics	1907	1907	1-0-0
Newberry	1940	1940	1-0-0
Newport News Navy	1918	1918	0-1-0
Norfolk Blue	1910	1910	0-0-1
Norfolk State	2003	2006	1-1-0
North Carolina	1893	1989	7-15-1
North Carolina State	1895	1946	11-7-1
Ohio	2004	2008	0-2-0
<b>Old Dominion</b>	<b>2009 - First Meeting</b>		
Old Pt. College	1903	1903	1-0-0
Pantops	1891	1891	1-0-0
Pennsylvania	1920	1921	1-1-0
Penn State	1959	1959	0-1-0
<b>Presbyterian</b>	<b>2007</b>	<b>2008</b>	<b>1-1-0</b>
Quantico Marines	1949	1949	0-1-0
Randolph-Macon	1905	1911	2-0-1
Rhode Island	1977	1977	1-0-0
Rice	1969	1970	0-2-0
<b>Richmond</b>	<b>1893</b>	<b>2008</b>	<b>40-40-5</b>
Richmond Medical	1912	1912	1-0-0
Roanoke College	1895	1940	21-1-0
<b>Robert Morris (Pa.)</b>	<b>2007</b>	<b>2007</b>	<b>1-0-0</b>
Roller's (A.M.A.)	1904	1911	3-0-0
Saint Francis (Pa.)	2008	2008	1-0-0
Samford	2001	2001	0-1-0
South Carolina	1934	1936	1-1-0
Southern Mississippi	1965	1974	0-4-0
Staunton Mil. Acad.	1908	1908	1-0-0
St. Albans	1894	1902	2-2-2
St. Johns	1891	1930	9-4-0
Stetson	1956	1956	1-0-0
<b>Stony Brook</b>	<b>2008</b>	<b>2008</b>	<b>0-1-0</b>
Tampa	1957	1958	2-0-0
Tennessee	1923	1923	1-0-0
Tennessee Tech	2004	2004	0-1-0
UT-Chattanooga	1971	2002	7-12-1
Temple	1937	1943	0-4-0
Texas A & M	1950	1950	0-1-0
Tulane	1935	1973	0-5-0
Vanderbilt	1897	1974	2-3-0
Villanova	1958	1980	2-6-0
Virginia	1893	1991	23-55-3
Virginia Tech	1894	1984	25-49-5
Wake Forest	1892	1944	2-3-2
Washington and Lee	1891	1902	14-1-1
Washington University	1940	1940	1-0-0
Western Carolina	1978	2001	3-16-0
West Virginia	1952	1972	0-11-0
West Virginia Tech	1987	1992	3-0-0
William & Mary	1905	2008	33-51-2
Wofford	1924	2005	10-7-0

**ALL-TIME TOTALS:** Against 118 opponents in 116 years, VMI has won 452 games, lost 603 and tied 42 scoring, 17,093 points (15.6 per game) while giving up a total of 20,539 (18.7 per game).



# 2008 Game Box Scores

## GAME 1

### VMI 49, Saint Francis 0

Foster Stadium • Lexington, Va.

Sept. 6, 2008 • Attendance: 5,123

SFU (0-1)	0	0	0	0	-	0
VMI (1-0)	14	14	7	14	-	49

VMI .....1st, 13:17 ..... Maypray 52 run (Stevens kick)  
 VMI .....1st, 0:00 ..... Collins 62 run (Stevens kick)  
 VMI .....2nd, 8:22 ..... Collins 50 run (Stevens kick)  
 VMI .....2nd, 6:51 ..... Alexander 46 fumble rcv. (Stevens kick)  
 VMI .....3rd, 10:28 ..... Maypray 35 run (Stevens kick)  
 VMI .....4th, 6:28 ..... Ludden 8 pass from Hughes (Stevens kick)  
 VMI .....4th, 5:16 ..... Abegesah 1 run (Stevens kick)

	SFU	VMI	
First Downs	14	19	4-(-30). VMI- Maypray 10-116; Collins 2-112; Epps 8-48; Abegesah 11-44; Jones 6-41; Rainey-Wiles 4-38; Barnson 3-11; Itoka 3-10; Hickman 1-2; Hughes 2-(-4).
Rushes-Yards	25-(-4)	50-418	
Passing Yards	256	26	
Passes (C-A-I)	23-45-1	3-7-1	
Total Offense	252	444	
Fumbles-Lost	4-3	2-1	
Penalties	7-65	4-65	
Punts-Avg.	6-40.3	4-38.0	
Time of Possession	35:01	24:59	

**Rushing:** SFU- Conley 3-18; Williams 14-13; Team 1-(-2); Yearwood 3-(-3); Little

**PASSING:** SFU- Little 23-45-1-256.  
 VMI- Hughes 2-6-1-19; Maypray 1-1-0-7.

**RECEIVING:** SFU- Winston 7-82; Rivera 6-88; Colmer 4-27; Dixon 2-14; Howze 1-22; Williams 1-11; Conley 1-6; Blahovec 1-6. VMI- Scott, M. 2-18; Ludden 1-8.

## GAME 2

### William & Mary 52, VMI 17

Zable Stadium • Williamsburg, Va.

Sept. 13, 2008 • Attendance: 10,624

VMI (0-2)	0	3	14	0	-	17
W&M (1-1)	7	17	21	7	-	52

W&M .....1st, 1:51 ..... Grimes 29 run (Pate kick)  
 W&M .....2nd, 13:28 ..... Varro 21 pass from Phillips (Pate kick)  
 W&M .....2nd, 7:27 ..... McAulay 28 pass from Phillips (Pate kick)  
 VMI .....2nd, 1:01 ..... Stevens 38 FG  
 W&M .....2nd, 0:01 ..... Pate 42 FG  
 W&M .....3rd, 14:18 ..... Grimes 12 run (Pate kick)  
 W&M .....3rd, 13:34 ..... Phillips 19 run (Pate kick)  
 VMI .....3rd, 11:10 ..... Maypray 64 run (Stevens kick)  
 VMI .....3rd, 7:31 ..... Hughes 6 run (Stevens kick)  
 W&M .....3rd, 3:29 ..... Mack 11 pass from Phillips (Pate kick)  
 W&M .....4th, 2:04 ..... Schonder 11 run (Pate kick)

	VMI	W&M	
First Downs	13	30	Hughes 6-19; Jones, Ch. 2-6; Rainey-Wiles 1-3; Epps 1-0; Semalulu 1-(-6). W&M- Riggins 15-180; Grimes 5-97; Schonder 7-54; Phillips 4-49; Archer 8-43; McAulay 1-5; Team 1-(-30).
Rushes-Yards	57-262	41-398	
Passing Yards	25	172	
Passes (C-A-I)	3-6-0	13-20-2	
Total Offense	287	570	
Fumbles-Lost	3-2	2-2	
Penalties	9-74	8-80	
Punts-Avg.	5-39.4	0-0.0	
Time of Possession	33:10	26:50	

**Rushing:** VMI- Maypray 26-134; Abegesah 11-52; Itoka 6-34; Collins 3-20;

**PASSING:** VMI- Hughes 1-4-0-12; Maypray 2-2-0-13. W&M- Phillips 13-18-2-172; Archer 0-2-0-0.

**RECEIVING:** VMI- Maypray 1-12; Abegesah 1-8; Rainey-Wiles 1-5. W&M- Varro 4-60; Mack 4-42; McAulay 2-43; Grimes 2-15; Conyers 1-12.

## GAME 3

### VMI 69, Chowan 20

Foster Stadium • Lexington, Va.

Sept. 20, 2008 • Attendance: 6,793

CU (1-3)	0	0	0	20	-	20
VMI (2-1)	20	14	7	28	-	69

VMI .....1st, 14:45 ..... Semalulu 74 pass from Maypray (Jones, Ca. rush failed)  
 VMI .....1st, 11:29 ..... Abegesah 4 run (Stevens kick)  
 VMI .....1st, 8:10 ..... Abegesah 63 run (Stevens kick)  
 VMI .....2nd, 14:49 ..... Maypray 60 run (Stevens kick)  
 VMI .....2nd, 8:35 ..... Abegesah 2 run (Stevens kick)  
 VMI .....3rd, 3:07 ..... Itoka 34 pass from Hughes (Stevens kick)  
 VMI .....4th, 12:26 ..... Epps 1 run (Stevens kick)  
 CU .....4th, 12:07 ..... Fox 22 pass from Westler (Cline kick)  
 VMI .....4th, 10:25 ..... Itoka 9 run (Stevens kick)  
 VMI .....4th, 3:54 ..... Lewis 24 pass from Hickman (Stevens kick)  
 CU .....4th, 2:29 ..... Coard 7 pass from Westler (Cline kick)  
 VMI .....4th, 0:34 ..... Jones, Ca. 9 run (Stevens kick)  
 VMI .....4th, 0:00 ..... Fox 29 pass from Westler

	CU	VMI	
First Downs	19	26	Abegesah 12-124; Jones, Ch. 8-97; Maypray 4-73; Epps 9-66; Hughes 7-53; Rainey-Wiles 3-23; Talley 2-23; Hickman 4-22; Itoka 3-13; Luxhoj 1-8; Jones, Ca. 1-8; Barnson 1-4; Jenkins 1-3.
Rushes-Yards	27-40	56-517	
Passing Yards	289	142	
Passes (C-A-I)	19-32-2	4-13-0	
Total Offense	329	659	
Fumbles-Lost	1-0	4-0	
Penalties	11-73	8-56	
Punts-Avg.	6-35.7	2-29.0	
Time of Possession	31:37	28:23	

**RUSHING:** CU- Spates 8-30; Myrick 7-13; Westler 11-6; Team 1-minus 9. VMI-

**PASSING:** CU- Westler 19-32-2-289. VMI- Hughes 2-10-0-44; Hickman 1-2-0-24; Maypray 1-1-0-74.

**RECEIVING:** CU- Coard 9-129; Fox 4-76; Spates 3-35; Lawrence 1-32; Myrick 1-12; Lubin 1-5. VMI- Semalulu 1-74; Itoka 1-34; Lewis 1-24; Scott, M. 1-10.

## GAME 4

### Ohio 51, VMI 31

Peden Stadium • Athens, Ohio

Sept. 27, 2008 • Attendance: 19,938

VMI (2-2)	17	7	7	0	-	31
Ohio (1-4)	14	17	13	7	-	51

VMI .....1st, 10:20 ..... Stevens 26 FG  
 OU .....1st, 8:27 ..... Price 43 pass from Jackson (Way kick)  
 VMI .....1st, 7:59 ..... Rainey-Wiles 36 pass from Maypray (Stevens kick)  
 OU .....1st, 7:44 ..... Harden 67 run (Way kick)  
 VMI .....1st, 2:06 ..... M. Scott 46 pass from Hughes (Stevens kick)  
 OU .....2nd, 12:37 ..... Way 23 FG  
 VMI .....2nd, 8:32 ..... Abegesah 1 run (Stevens kick)  
 OU .....2nd, 6:56 ..... Brown 9 fumble rcv. (Way kick)  
 OU .....2nd, 1:37 ..... Brazill 22 pass from Jackson (Way kick)  
 OU .....3rd, 9:55 ..... Way 22 FG  
 VMI .....3rd, 9:23 ..... Maypray 1 run (Stevens kick)  
 OU .....3rd, 9:09 ..... Flintall 97 kickoff return (Way kick)  
 OU .....3rd, 1:47 ..... Way 27 FG  
 VMI .....4th, 3:50 ..... Goulet 37 pass from Jones (Way kick)

	VMI	OU	
First Downs	15	10	Ch. 4-33; Hughes 8-19; Collins 4-18; Epps 1-6; Itoka 3-5; Barnson 2-(-1). OU- Harden 20-142; Davidson 12-53; Jackson 8-33; Flintall 4-14; Brazill 1-6; Jones 1-3.
Rushes-Yards	56-339	46-251	
Passing Yards	97	324	
Passes (C-A-I)	3-10-1	17-24-0	
Total Offense	436	575	
Fumbles-Lost	3-1	1-1	
Penalties	5-50	5-56	
Punts-Avg.	6-27.3	3-38.7	
Time of Possession	28:36	31:24	

**RUSHING:** VMI- Maypray 19-130; Abegesah 10-88; Rainey-Wiles 5-41; Jones,

**PASSING:** VMI- Hughes 2-9-1-61; Maypray 1-1-0-36. OU- Jackson 16-23-0-287; Jones 1-1-0-37.

**RECEIVING:** VMI- Scott, M. 1-46; Rainey-Wiles 1-36; Collins 1-15. OU- Price 4-82; Dunlop 4-70; Brazill 2-35; Mooney 2-32; White 2-9; Peterson 1-46; Goulet 1-37; Harden 1-13.

INTRO  
THIS IS VMI  
PREVIEW  
COACHES  
PLAYER BIOS  
OPPOSITION  
STAFF  
RECORDS  
MEDIA



INTRO  
 THIS IS VMI  
 PREVIEW  
 COACHES  
 PLAYER BIOS  
 OPPOSITION  
 STAFF  
 RECORDS  
 MEDIA

## GAME 5

### #6 Richmond 56, VMI 16

Foster Stadium • Lexington, Va.  
 Oct. 4, 2008 • Attendance: 7,643

#6 UR (4-2)	21	7	14	14	-	56
VMI (2-3)	7	3	0	6	-	16

UR .....1st, 9:01 .....Gray 29 pass from Ward (Howard kick)  
 UR .....1st, 6:53 .....Rogers 41 fumble rcv. (Howard kick)  
 VMI .....1st, 5:24 .....Itoka 12 run (Stevens kick)  
 UR .....1st, 3:31 .....Crone 3 run (Howard kick)  
 VMI .....2nd, 12:30 .....Stevens 21 FG  
 UR .....2nd, 1:15 .....Vaughan 4 run (Howard kick)  
 UR .....3rd, 14:50 .....Pehanick 13 fumble rcv. (Howard kick)  
 UR .....3rd, 8:53 .....Vaughan 2 run (Howard kick)  
 UR .....4th, 14:14 .....Kirchoff 1 run (Howard kick)  
 UR .....4th, 10:06 .....Kirchoff 8 run (Howard kick)  
 VMI .....4th, 2:16 .....Epps 1 run (Stevens kick failed)

	UR	VMI	
<b>First Downs</b>	22	18	59; Itoka 4-19; Barnson 2-17; Rainey-Wiles 4-15; Collins 3-2.
<b>Rushes-Yards</b>	46-289	59-267	
<b>Passing Yards</b>	130	0	<b>PASSING: UR-</b> Ward 10-13-0-130.
<b>Passes (C-A-I)</b>	10-13-0	0-5-1	<b>VMI-</b> Hughes 0-4-1-0; Maypray 0-1-0-0.
<b>Total Offense</b>	419	267	
<b>Fumbles-Lost</b>	2-1	2-2	<b>RECEIVING: UR-</b> Gray 3-57; Boston 3-27; Monteverde 2-35; Crone 1-7; Mitchell 1-4.
<b>Penalties</b>	5-50	2-15	
<b>Punts-Avg.</b>	2-33.0	5-37.2	
<b>Time of Possession</b>	29:10	30:50	

**RUSHING: UR-** Vaughan 16-123; Wilkins 16-87; Crone 4-25; Kirchoff 4-24; White 3-20; Smaugh 2-8; Ward 1-2. **VMI-** Maypray 19-88; Epps 13-67; Jones, Ch. 14-

## GAME 7

### Gardner-Webb 34, VMI 27

Spangler Stadium • Boiling Springs, N.C.  
 Oct. 25, 2008 • Attendance: 5,600

VMI (3-4, 1-1)	0	6	7	14	-	27
GWU (4-4, 1-1)	0	24	10	0	-	34

GWU ...2nd, 14:03 .....Hall 1 run (Gates kick)  
 VMI .....2nd, 10:27 .....Wine 2 run (Stevens kick blocked)  
 GWU ...2nd, 6:59 .....Leslie 22 pass from Campbell (Gates kick)  
 GWU ...2nd, 1:05 .....Collins 12 pass from Campbell (Gates kick)  
 GWU ...2nd, 0:00 .....Gates 40 FG  
 VMI .....3rd, 11:37 .....Rainey-Wiles 46 pass from Maypray (Stevens kick)  
 GWU ...3rd, 5:53 .....Gates 22 FG  
 GWU ...3rd, 4:02 .....Collins 51 pass from Campbell (Gates kick)  
 VMI .....4th, 11:36 .....Itoka 30 run (Stevens kick)  
 VMI .....4th, 1:51 .....Wine 2 run (Stevens kick)

	VMI	GWU	
<b>First Downs</b>	17	24	Peoples 11-40; Hall 7-18; Campbell 5-17; Montgomery 3-11; Jackson 2-4; Team 3-(26).
<b>Rushes-Yards</b>	52-321	31-64	
<b>Passing Yards</b>	67	392	<b>PASSING: VMI-</b> Hickman 1-4-0-14; Maypray 2-4-0-53. <b>GWU-</b> Campbell 28-38-0-392.
<b>Passes (C-A-I)</b>	3-8-0	28-38-0	
<b>Total Offense</b>	388	456	
<b>Fumbles-Lost</b>	1-1	2-0	
<b>Penalties</b>	7-37	10-115	<b>RECEIVING: VMI-</b> Rainey-Wiles 1-46; Collins 1-14; Barnson 1-7. <b>GWU-</b> Collins 9-139; Perry 5-67; Montgomery 4-39; Melton 3-28; Leslie 2-39; Patmon 2-22; Jackson 1-23; Peyton 1-21; Peoples 1-14.
<b>Punts-Avg.</b>	3-34.3	3-32.0	
<b>Time of Possession</b>	30:12	29:48	

**RUSHING: VMI-** Maypray 25-145; Abegesah 12-48; Itoka 2-39; Collins 4-31; Barnson 2-24; Rainey-Wiles 2-14; Hickman 2-10; Jones, Ch. 1-6; Wine 2-4. **GWU-**

## GAME 6

### VMI 47, Coastal Carolina 20

Foster Stadium • Lexington, Va.  
 Oct. 11, 2008 • Attendance: 8,157

CCU (3-4, 0-2)	14	6	0	0	-	20
VMI (3-3, 1-0)	7	12	21	7	-	47

VMI .....1st, 9:47 .....Ch. Jones 3 run (Stevens kick)  
 CCU .....1st, 1:31 .....O'Neal 21 run (Durham kick)  
 CCU .....1st, 0:16 .....Auntry 31 fumble rcv. (Durham kick)  
 VMI .....2nd, 5:10 .....Stevens 24 FG  
 CCU .....2nd, 2:32 .....Willis 5 pass from MacDowall (Durham kick blocked)  
 VMI .....2nd, 2:32 .....Thrasher PAT return  
 VMI .....2nd, 0:35 .....Ch. Jones 5 run (Stevens kick)  
 VMI .....3rd, 10:47 .....Collins 90 pass from Hughes (Stevens kick)  
 VMI .....3rd, 8:01 .....Rainey-Wiles 19 pass from Maypray (Stevens kick)  
 VMI .....3rd, 0:09 .....Rainey-Wiles 21 pass from Hughes (Stevens kick)  
 VMI .....4th, 3:32 .....Maypray 4 run (Stevens kick)

	CCU	VMI	
<b>First Downs</b>	18	25	Jones, Ch. 14-53; Epps 7-50; Barnson 4-44; Collins 2-13; Itoka 3-13; Hughes 4-7; Rainey-Wiles 1-4; Team 2-(-3).
<b>Rushes-Yards</b>	32-101	59-336	
<b>Passing Yards</b>	151	210	<b>PASSING: CCU-</b> MacDowall 13-25-2-141; Richardson 2-4-0-10. <b>VMI-</b> Hughes 8-12-1-191; Maypray 1-1-0-19.
<b>Passes (C-A-I)</b>	15-29-2	9-13-1	
<b>Total Offense</b>	252	546	
<b>Fumbles-Lost</b>	1-0	2-2	
<b>Penalties</b>	1-5	7-80	<b>RECEIVING: CCU-</b> Willis 4-44; Sitton 2-23; Greene 2-23; Usher 1-22; Graham 1-11; Fordham 1-10; Nicholas 1-10; O'Neal 1-8; Gause 1-3; Frye 1-(-3). <b>VMI-</b> Maypray 3-59; Collins 2-96; Rainey-Wiles 2-40; Epps 1-8; Scott 1-7.
<b>Punts-Avg.</b>	3-40.7	2-35.5	
<b>Time of Possession</b>	24:42	35:18	

**RUSHING: CCU-** MacDowall 8-24; O'Neal 4-24; Gause 5-23; Richardson 3-18; Fordham 6-17; Sitton 2-2; Starr 1-1; Frye 1-1; Team 2-(-9). **VMI-** Maypray 22-155;

## GAME 8

### Charleston So. 31, VMI 21

CSU Stadium • N. Charleston, S.C.  
 Nov. 1, 2008 • Attendance: 3,213

VMI (3-5, 1-2)	14	0	0	7	-	21
CSU (4-5, 2-2)	7	10	7	7	-	31

VMI .....1st, 11:02 .....Maypray 3 run (Stevens kick)  
 CSU .....1st, 7:04 .....Harris 1 pass from Reese (Brown kick)  
 VMI .....1st, 1:00 .....Reedy 50 int. return (Stevens kick)  
 CSU .....2nd, 4:38 .....Paglia 21 FG  
 CSU .....2nd, 0:16 .....Reese 3 run (Brown kick)  
 CSU .....3rd, 11:38 .....Ivey 50 pass from Reese (Brown kick)  
 VMI .....4th, 13:06 .....Collins 53 pass from Hickman (Stevens kick)  
 CSU .....4th, 2:18 .....Hackworth 5 run (Brown kick)

	VMI	CSU	
<b>First Downs</b>	13	19	Hackworth 5-28; Reese 11-25; Latimore 1-4; Team 2-(-2).
<b>Rushes-Yards</b>	42-239	41-188	
<b>Passing Yards</b>	72	243	<b>PASSING: VMI-</b> Hickman 3-6-0-72; Maypray 0-1-0-0. <b>CSU-</b> Reese 19-25-2-243.
<b>Passes (C-A-I)</b>	3-7-0	19-25-2	
<b>Total Offense</b>	311	431	
<b>Fumbles-Lost</b>	7-3	2-0	
<b>Penalties</b>	3-22	7-55	<b>RECEIVING: VMI-</b> Collins 1-53; Rainey-Wiles 1-16; Abegesah 1-3. <b>CSU-</b> Stevenson 7-71; Neal 4-35; Harris 3-38; Ivey 2-48; Murry 2-38; Krakue 1-13.
<b>Punts-Avg.</b>	5-30.4	4-35.0	
<b>Time of Possession</b>	22:21	37:39	

**RUSHING: VMI-** Abegesah 12-102; Collins 3-39; Maypray 16-38; Rainey-Wiles 3-32; Epps 5-32; Team 1-(-1); Hickman 2-(-3). **CSU-** Stevenson 7-80; Ivey 15-53;



## GAME 9

### Liberty 38, VMI 26

Foster Stadium • Lexington, Va.  
Nov. 8, 2008 • Attendance: 6,813

LU (8-2, 4-0)	14	7	7	10	-	38
VMI (3-6, 1-3)	3	9	7	7	-	26

LU .....1st, 5:16 .....Brown 53 pass from Smith (Shipps kick)  
 VMI .....1st, 2:45 .....Stevens 38 FG  
 LU .....1st, 0:14 .....Rasberry 19 pass from Smith (Shipps kick)  
 LU .....2nd, 12:44 .....Jennings 32 run (Shipps kick)  
 VMI .....2nd, 4:56 .....Team Safety  
 VMI .....2nd, 1:11 .....Maypray 11 run (Stevens kick)  
 VMI .....3rd, 7:15 .....Ch. Jones 2 run (Stevens kick)  
 LU .....3rd, 2:32 .....Smith 1 run (Shipps kick)  
 LU .....4th, 8:30 .....Shipps 24 FG  
 VMI .....4th, 2:10 .....Ch. Jones 4 run (Stevens kick)  
 LU .....4th, 2:02 .....Jennings 36 run (Shipps kick)

<b>First Downs</b>	LU 16	VMI 20	64; Abegesah 13-57; Maypray 16-53; Rainey-Wiles 4-30; Collins 4-29; Epps 3-17; Barnson 2-17; Hickman 4-7.
<b>Rushes-Yards</b>	35-189	66-372	
<b>Passing Yards</b>	236	63	
<b>Passes (C-A-I)</b>	13-18-0	2-7-0	<b>PASSING: LU-</b> Smith 13-18-0-236.
<b>Total Offense</b>	425	435	<b>VMI-</b> Maypray 1-4-0-53; Hickman 1-3-0-10.
<b>Fumbles-Lost</b>	1-1	6-2	
<b>Penalties</b>	5-40	7-45	<b>RECEIVING: LU-</b> Crawford 4-61; Bolden 4-51; Brown 2-61; Rasberry 2-53; Hayes 1-10. <b>VMI-</b> Collins 1-53; Rainey-Wiles 1-10.
<b>Punts-Avg.</b>	4-38.2	4-30.5	
<b>Time of Possession</b>	24:20	35:40	

**RUSHING: LU-** Jennings 24-147; Smith 4-15; Brown 2-12; Bolden 2-11; Terrell 2-3; Hayes 1-1. **VMI-** Jones, Ch. 14-98; Itoka 6-

## GAME 10

### Stony Brook 40, VMI 26

LaValle Stadium • Stony Brook, N.Y.  
Nov. 15, 2008 • Attendance: 2,051

VMI (3-7, 1-4)	7	3	9	7	-	26
SBU (5-6, 3-2)	13	7	6	14	-	40

SBU .....1st, 13:25 .....Gowans 36 run (Gaddis kick)  
 SBU .....1st, 10:14 .....Eley 8 pass from Hoffman (Gaddis kick failed)  
 VMI .....1st, 8:47 .....Maypray 60 run (Stevens kick)  
 VMI .....2nd, 8:17 .....Stevens 37 FG  
 SBU .....2nd, 5:53 .....Hoffman 1 run (Gaddis kick)  
 VMI .....3rd, 6:28 .....Abegesah 2 run (Stevens kick)  
 SBU .....3rd, 5:15 .....Gowins 65 run (Gaddis kick blocked)  
 VMI .....3rd, 5:15 .....Youngblood PAT return  
 SBU .....4th, 14:46 .....Lee 27 pass from Hoffman (Gaddis kick)  
 VMI .....4th, 7:17 .....Rainey-Wiles 12 run (Stevens kick)  
 SBU .....4th, 4:44 .....Gowins 32 run (Gaddis kick)

<b>First Downs</b>	VMI 23	SBU 27	1-7; Collins 4-5; Hickman 1-(-1). <b>SBU-</b> Gowins 20-250; Cuttino 28-233; Hoffman 2-(-8); Team 1-(-28).
<b>Rushes-Yards</b>	62-364	51-447	
<b>Passing Yards</b>	0	175	
<b>Passes (C-A-I)</b>	0-3-0	11-21-1	<b>PASSING: VMI-</b> Maypray 0-3-0-0.
<b>Total Offense</b>	364	622	<b>SBU-</b> Hoffman 11-21-1-175.
<b>Fumbles-Lost</b>	0-0	1-1	
<b>Penalties</b>	3-39	9-90	<b>RECEIVING: VMI-</b> None. <b>SBU-</b> Eley 6-104; Lee 2-34; Tyler 2-31; Auerbach 1-6.
<b>Punts-Avg.</b>	7-38.1	3-36.3	
<b>Time of Possession</b>	30:48	29:12	

**RUSHING: VMI-** Abegesah 22-109; Maypray 18-99; Rainey-Wiles 8-79; Itoka 4-32; Hairston 1-19; Barnson 3-15; Scott, M.

## GAME 11

### VMI 49, Presbyterian 27


Foster Stadium • Lexington, Va.  
Nov. 22, 2008 • Attendance: 4,710

PC (4-8)	7	14	0	6	-	27
VMI (4-7)	14	21	14	0	-	49

VMI .....1st, 11:01 .....Collins 12 run (Stevens kick)  
 PC .....1st, 7:42 .....Butler 11 run (Miller kick)  
 VMI .....1st, 3:18 .....Maypray 4 run (Stevens kick)  
 VMI .....2nd, 14:29 .....Ludden 2 run (Stevens kick)  
 PC .....2nd, 5:21 .....Miley 1 run (Miller kick)  
 VMI .....2nd, 4:26 .....Maypray 60 run (Stevens kick)  
 VMI .....2nd, 1:47 .....Maypray 75 pass from Hughes (Stevens kick)  
 VMI .....2nd, 0:14 .....Cole 13 pass from Miley (Miller kick)  
 VMI .....3rd, 11:27 .....Maypray 34 run (Stevens kick)  
 VMI .....3rd, 1:20 .....Hughes 21 run (Stevens kick)  
 PC .....4th, 4:42 .....Miley 1 run (Miller kick failed)

<b>First Downs</b>	PC 31	VMI 23	Collins 5-44; Rainey-Wiles 2-16; Hughes 5-16; Jones, Ch. 3-14; Hickman 1-12; Barnson 1-4; Itoka 2-3; Ludden 1-2.
<b>Rushes-Yards</b>	37-172	55-497	
<b>Passing Yards</b>	318	151	
<b>Passes (C-A-I)</b>	32-56-1	6-7-1	<b>PASSING: PC-</b> Miley 32-56-1-318. <b>VMI-</b> Hughes 6-7-1-151.
<b>Total Offense</b>	490	648	
<b>Fumbles-Lost</b>	2-0	5-2	
<b>Penalties</b>	6-45	8-55	<b>RECEIVING: PC-</b> Clark 9-106; Quinn 7-53; Butler 6-81; Cole 4-46; Reeder 2-5; Bumgarner 1-12; Wilson 1-8; Smith 1-4; Carter 1-3. <b>VMI-</b> Maypray 3-97; Ludden 1-37; Scott, M. 1-9; Barnson 1-8.
<b>Punts-Avg.</b>	5-35.6	2-12.0	
<b>Time of Possession</b>	30:07	29:53	

**RUSHING: PC-** Carter 15-94; Miley 19-56; Butler 1-11; Mathis 1-9; Reeder 1-2. **VMI-** Maypray 20-235; Abegesah 15-151;



VMI rolled up 648 yards of total offense in its season finale, a 49-27 win.

INTRO

THIS IS VMI

PREVIEW

COACHES

PLAYER BIOS

OPPOSITION

STAFF

RECORDS

MEDIA



# 2008 VMI Statistics

INTRO  
 THIS IS VMI  
 PREVIEW  
 COACHES  
 PLAYER BIOS  
 OPPOSITION  
 STAFF  
 RECORDS  
 MEDIA

## Game Summary

Overall Record: 4-7      Big South: 1-4

DATE	OPPONENT	W/L	RESULT	ATTEND
Sept. 6, 2008	Saint Francis (Pa.)	W	49-0	5123
Sept. 13, 2008	at William & Mary	L	17-52	10624
Sept. 20, 2008	Chowan	W	69-20	6793
Sept. 27, 2008	at Ohio	L	31-51	19938
Oct. 4, 2008	Richmond	L	16-56	7643
Oct. 11, 2008	Coastal Carolina*	W	47-20	8157
Oct. 25, 2008	at Gardner-Webb*	L	27-34	5600
Nov. 1, 2008	at Charleston Southern*	L	21-31	3213
Nov. 8, 2008	Liberty*	L	26-38	6813
Nov. 15, 2008	at Stony Brook*	L	26-40	2051
Nov. 22, 2008	Presbyterian	W	49-27	4710

## Team Statistics

	VMI	OPP
FIRST DOWNS	218	245
Rushing	180	108
Passing	26	125
Penalty	12	12
Rushing Att-Yards	614-3932	412-2135
Rushing Yards per Game	357.5	194.1
Pass Comp-Att-Int	36-86-5	200-321-11
Passing Yards	853	2686
Passing Yards per Game	77.5	244.2
Punting Number-Yds-Avg	45-1496-33.2	39-1436-36.8
Fumbles-Lost	35-16	19-9
Penalties-Yards	63-538	74-674
Sacks By-Yds Lost	22-129	12-101
Third Down Conversions	56/133	51/129
Third Down Conversions Pct.	42%	40%
Fourth Down Conversions	11/15	6/20
Fourth Down Conversions Pct.	73%	30%
Avg. Time of Possession	30:01	29:59

## Scoring By Quarters

	1st	2nd	3rd	4th	TOT	AVG
VMI	103	92	93	90	378	34.4
Opponents	97	109	78	85	369	33.5

## Rushing

	G	ATT	GAIN	LOSS	NET	AVG	TD	LP	YPG
Tim Maypray	11	195	1406	140	1266	6.5	12	64	115.1
Howard Abegesah	9	118	779	4	775	6.6	6	63	86.1
Chaz Jones	10	66	408	1	407	6.2	4	65	40.7
Zach Collins	11	34	325	12	313	9.2	3	62	28.5
Michael Rainey-Wiles	11	37	300	5	295	8.0	1	23	26.8
Bobby Epps	10	47	288	2	286	6.1	2	22	28.6
Gabe Itoka	11	36	244	12	232	6.4	3	30	21.1
Bryan Barnson	11	20	139	4	135	6.8	0	19	12.3
Kyle Hughes	7	32	154	44	110	3.4	2	28	15.7
Justin Hickman	10	15	56	7	49	3.3	0	11	4.9
T.J. Talley	10	2	23	0	23	11.5	0	15	2.3
Tracy Hairston	11	1	19	0	19	19.0	0	19	1.7
Drew Luxhoj	1	1	8	0	8	8.0	0	8	8.0
Cameron Jones	11	1	8	0	8	8.0	1	8	0.7
Mario Scott	11	1	7	0	7	7.0	0	7	0.6
Josh Wine	11	2	4	0	4	2.0	2	2	0.4
Rajah Jenkins	11	1	3	0	3	3.0	0	3	0.3
Travis Ludden	10	1	2	0	2	2.0	1	2	0.2
Team	6	3	0	4	-1.3	0	0	0	-0.7
Daud Semalulu	3	1	0	6	-6.0	0	0	0	-2.0
<b>VMI</b>	<b>11</b>	<b>614</b>	<b>4173</b>	<b>241</b>	<b>3932</b>	<b>6.4</b>	<b>37</b>	<b>65</b>	<b>357.5</b>
<b>Opponents</b>	<b>11</b>	<b>412</b>	<b>2468</b>	<b>333</b>	<b>2135</b>	<b>5.2</b>	<b>24</b>	<b>67</b>	<b>194.1</b>

## Passing

	G	CMP	ATT	INT	PCT	YDS	TD	EFFIC	LP	YPG
Kyle Hughes	7	21	52	5	40.4	478	6	136.45	90	68.3
Tim Maypray	11	9	19	0	47.4	255	4	229.58	74	23.2
Justin Hickman	10	6	15	0	40.0	120	2	151.20	53	12.0
<b>VMI</b>	<b>11</b>	<b>36</b>	<b>86</b>	<b>5</b>	<b>41.9</b>	<b>853</b>	<b>12</b>	<b>159.60</b>	<b>90</b>	<b>77.5</b>
<b>Opponents</b>	<b>11</b>	<b>200</b>	<b>321</b>	<b>11</b>	<b>62.3</b>	<b>2686</b>	<b>21</b>	<b>147.33</b>	<b>55</b>	<b>244.2</b>

## Total Offense

	G	PLAYS	RUSH	PASS	TOTAL	AVG
Tim Maypray	11	214	1266	255	1521	138.3
Howard Abegesah	9	118	775	0	775	86.1
Kyle Hughes	7	84	110	478	588	84.0
Chaz Jones	10	66	407	0	407	40.7
Zach Collins	11	34	313	0	313	28.5
Michael Rainey-Wiles	11	37	295	0	295	26.8
Bobby Epps	10	47	286	0	286	28.6
Gabe Itoka	11	36	232	0	232	21.1
Justin Hickman	10	30	49	120	169	16.9
Bryan Barnson	11	20	135	0	135	12.3
<b>VMI</b>	<b>11</b>	<b>700</b>	<b>3932</b>	<b>853</b>	<b>4785</b>	<b>435.0</b>
<b>Opponents</b>	<b>11</b>	<b>733</b>	<b>2135</b>	<b>2686</b>	<b>4821</b>	<b>438.3</b>

## Receiving

	G	NO	YDS	AVG	TD	LONG	AVG/G
Tim Maypray	11	7	168	24.0	1	75	15.3
Michael Rainey-Wiles	11	7	153	21.9	4	46	13.9
Zach Collins	11	6	231	38.5	2	90	21.0
Mario Scott	11	6	90	15.0	1	46	8.2
Travis Ludden	10	2	45	22.5	1	35	4.5
Bryan Barnson	11	2	15	7.5	0	8	1.4
Howard Abegesah	9	2	11	5.5	0	8	1.2
Daud Semalulu	3	1	74	74.0	1	74	24.7
Gabe Itoka	11	1	34	34.0	1	34	3.1
Aaron Lewis	3	1	24	24.0	1	24	8.0
Bobby Epps	10	1	8	8.0	0	8	0.8
<b>VMI</b>	<b>11</b>	<b>36</b>	<b>853</b>	<b>23.7</b>	<b>12</b>	<b>90</b>	<b>77.5</b>
<b>Opponents</b>	<b>11</b>	<b>200</b>	<b>2686</b>	<b>13.4</b>	<b>21</b>	<b>55</b>	<b>244.2</b>

## Scoring

	TD	FG	Kick	Rush	Rcv	Pass	DXP	Saf	PTS
Tim Maypray	13	0-0	0-0	0-0	0	0-0	0	0	78
Greg Stevens	0	6-12	48-50	0-0	0	0-0	0	0	66
Howard Abegesah	6	0-0	0-0	0-0	0	0-0	0	0	36
Michael Rainey-Wiles	5	0-0	0-0	0-0	0	0-0	0	0	30
Zach Collins	5	0-0	0-0	0-0	0	0-0	0	0	30
Chaz Jones	4	0-0	0-0	0-0	0	0-0	0	0	24
Gabe Itoka	4	0-0	0-0	0-0	0	0-0	0	0	24
Travis Ludden	2	0-0	0-0	0-0	0	0-0	0	0	12
Kyle Hughes	2	0-0	0-0	0-0	0	0-0	0	0	12
Bobby Epps	2	0-0	0-0	0-0	0	0-0	0	0	12
Josh Wine	2	0-0	0-0	0-0	0	0-0	0	0	12
Cameron Jones	1	0-0	0-0	0-1	0	0-0	0	0	6
Daud Semalulu	1	0-0	0-0	0-0	0	0-0	0	0	6
Aaron Lewis	1	0-0	0-0	0-0	0	0-0	0	0	6
Damiso Alexander	1	0-0	0-0	0-0	0	0-0	0	0	6
Mario Scott	1	0-0	0-0	0-0	0	0-0	0	0	6
Tyler Reedy	1	0-0	0-0	0-0	0	0-0	0	0	6
Team	0	0-0	0-0	0-0	0	0-0	0	1	2
Juan Thrasher	0	0-0	0-0	0-0	0	0-0	1	0	2
Bryant Youngblood	0	0-0	0-0	0-0	0	0-0	1	0	2
<b>VMI</b>	<b>51</b>	<b>6-12</b>	<b>48-50</b>	<b>0-1</b>	<b>0</b>	<b>0-0</b>	<b>2</b>	<b>1</b>	<b>378</b>
<b>Opponents</b>	<b>50</b>	<b>8-12</b>	<b>45-49</b>	<b>0-0</b>	<b>0</b>	<b>0-0</b>	<b>0</b>	<b>0</b>	<b>369</b>



### Punting

	NO	YDS	AVG LONG	TB	FC	I20	BLKD
Patrick Sweeney	39	1317	33.8	63	4	4	5
Cameron Murray	4	132	33.0	39	0	1	0
Eric Church	1	47	47.0	47	1	0	0
Team	1	0	0.0	0	0	0	1
<b>VMI</b>	<b>45</b>	<b>1496</b>	<b>33.2</b>	<b>63</b>	<b>5</b>	<b>5</b>	<b>5</b>
<b>Opponents</b>	<b>39</b>	<b>1436</b>	<b>36.8</b>	<b>51</b>	<b>2</b>	<b>3</b>	<b>14</b>

### Punt Returns

	NO	YDS	AVG	TD	LP
Rajah Jenkins	10	51	5.1	0	16
Michael Rainey-Wiles	3	23	7.7	0	15
Bryant Youngblood	3	12	4.0	0	12
Zach Webb	1	17	17.0	0	17
<b>VMI</b>	<b>17</b>	<b>103</b>	<b>6.1</b>	<b>0</b>	<b>17</b>
<b>Opponents</b>	<b>17</b>	<b>115</b>	<b>6.8</b>	<b>0</b>	<b>33</b>

### Kickoff Returns

	NO	YDS	AVG	TD	LP
Rajah Jenkins	35	763	21.8	0	53
Zach Collins	13	220	16.9	0	53
Michael Rainey-Wiles	4	58	14.5	0	18
Bobby Epps	2	33	16.5	0	20
Joe Taylor	1	-9	-9.0	0	0
Zach Webb	1	28	28.0	0	28
Chaz Jones	1	17	17.0	0	17
<b>VMI</b>	<b>57</b>	<b>1110</b>	<b>19.5</b>	<b>0</b>	<b>53</b>
<b>Opponents</b>	<b>50</b>	<b>1084</b>	<b>21.7</b>	<b>1</b>	<b>97</b>

### Interceptions

	NO	YDS	AVG	TD	LP
Jacob Rochester	2	17	8.5	0	13
Byron Allen	2	45	22.5	0	24
Greg Walker	1	34	34.0	0	34
Kyle Nikmard	1	15	15.0	0	15
Damiso Alexander	1	7	7.0	0	7
Juan Thrasher	1	0	0.0	0	0
Eric Church	1	0	0.0	0	0
Tyler Reedy	1	50	50.0	1	50
Levi Swindell	1	0	0.0	0	0
<b>VMI</b>	<b>11</b>	<b>168</b>	<b>15.3</b>	<b>1</b>	<b>50</b>
<b>Opponents</b>	<b>5</b>	<b>10</b>	<b>2.0</b>	<b>0</b>	<b>8</b>

### Defensive Leaders (Top 25 Players)

	GP	SOLO	AST	TOTAL	TFL-YDS	SACKS-YDS	PBU	FUMBLES	
								RCV-YDS	FORCED
A.J. Gross	11	29	38	67	14.5-53	4.0-33	.	.	1
Byron Allen	10	33	29	62	1.0-2	.	4	.	.
Bryant Youngblood	11	38	21	59	.	.	5	2-0	.
Kyle Nikmard	10	26	28	54	5.0-25	2.0-13	5	.	.
Emilio Calvin	11	28	25	53	1.0-2	.	2	1-0	.
Jacob Rochester	10	27	25	52	8.5-44	4.0-27	2	.	2
Kris Ware	11	23	26	49	1.5-3	.	1	1-0	.
Tyler Reedy	10	24	14	38	0.5-2	.	1	1-0	2
Josh Wine	11	11	23	34	4.5-12	1.5-6	1	.	.
Damiso Alexander	11	18	13	31	7.0-19	5.0-13	1	1-46	2
Patrick McKinney	11	12	17	29	4.5-13	.	1	.	.
Eric Church	11	17	12	29	2.5-6	0.5-2	.	.	1
Andy Viola	11	10	18	28	4.0-19	2.0-16	.	.	2
Nick Mims	11	14	12	26	3.0-12	2.0-11	3	.	.
Joe Taylor	10	9	12	21	3.0-7	.	1	.	.
Juan Thrasher	11	12	8	20	.	.	3	.	.
T.J. Talley	10	6	10	16	.	.	.	.	.
Sam Palmer	11	7	7	14	1.0-8	1.0-8	.	1-0	1
Julian Bowers	10	9	4	13	2.0-9	.	.	.	.
Zach Webb	8	7	6	13	0.5-4	.	.	.	.
Greg Walker	11	8	4	12	.	.	.	.	.
Levi Swindell	4	9	3	12	1.0-3	.	1	.	.
Trae Watkins	9	5	6	11	0.5-5	.	2	.	.
Tracy Hairston	11	7	2	9	.	.	2	.	.
Aaron Blue	11	2	7	9	1.5-2	.	1	.	.
<b>VMI</b>	<b>11</b>	<b>407</b>	<b>393</b>	<b>800</b>	<b>67-250</b>	<b>22-129</b>	<b>36</b>	<b>9-46</b>	<b>12</b>
<b>Opponents</b>	<b>11</b>	<b>416</b>	<b>488</b>	<b>904</b>	<b>59.0-219</b>	<b>12-101</b>	<b>15</b>	<b>16-94</b>	<b>19</b>

### VMI Game Highs

Points Scored.....	69	Chowan
First Downs.....	26	Chowan
Rushing Attempts.....	66	Liberty
Rushing Net Yards.....	517	Chowan
Passing Attempts.....	13	Chowan & Coastal Carolina
Passing Completions.....	9	Coastal Carolina
Passing Yardage.....	210	Coastal Carolina
Passes Intercepted.....	1	Five Times
Total Offense.....	659	Chowan
Total Plays.....	73	Liberty
Penalties.....	9	at William & Mary
Penalty Yards.....	80	Coastal Carolina
Sacks By.....	5	Chowan & Coastal Carolina
Turnovers Caused.....	4	Saint Francis (Pa.) & W&M

### Opponent Game Highs

Points Scored.....	56	Richmond
First Downs.....	31	Presbyterian
Rushing Attempts.....	51	at Stony Brook
Rushing Net Yards.....	447	at Stony Brook
Passing Attempts.....	56	Presbyterian
Passing Completions.....	32	Presbyterian
Passing Yardage.....	392	at Gardner-Webb
Passes Intercepted.....	2	Four Times
Total Offense.....	622	at Stony Brook
Total Plays.....	93	Presbyterian
Penalties.....	11	Chowan
Penalty Yards.....	115	at Gardner-Webb
Sacks By.....	2	Four Times
Turnovers Caused.....	3	Four Times



# The Big South Conference

INTRO  
THIS IS VMI  
PREVIEW  
COACHES  
PLAYER BIOS  
OPPOSITION  
STAFF  
RECORDS  
MEDIA



**Kyle Kallander**  
*Commissioner*



**James Companion**  
*Associate Commissioner*



**Dawn Turner**  
*Associate Commissioner*



**Mark Simpson**  
*Assistant Commissioner*



**Chad Cook**  
*Director of Marketing*



**Mark Bryant**  
*Coordinator of  
New Media*

Since its founding in 1983, the Big South Conference has matured into a competitive leader in college athletics, actively pursuing excellence on the field of play and in the classroom. The League's growing presence as an NCAA Division I athletic conference is evident by athletic accomplishments on the national stage, innovative marketing and media partnerships, increased television packages, and quality athletic competition while intentionally fostering the academic, personal, social, athletic and leadership development of each student-athlete. This has evolved into the Conference's mission of "Developing Leaders Through Athletics."

The Big South Conference was formed on August 21, 1983, when Charleston Southern (then Baptist College) Athletic Director Howard Bagwell and Augusta President George Christenberry began recruiting members into the Big South, receiving initial commitments from Augusta, Charleston Southern, Campbell, Coastal Carolina and Winthrop. One month later, Dr. Edward M. Singleton was selected as the League's first Commissioner and continued to solicit new members. His efforts led to the additions of Armstrong State, Radford and UNC Asheville, giving the Big South more than the required six members to constitute an official conference. The Big South's first year of competition was in the Fall of 1984, and in September 1986, the Big South Conference was granted full-fledged NCAA Division I status.

During its infancy and prior to securing automatic bids to NCAA Championships, the Big South made early strides in earning at-large berths in several national postseason events, including volleyball, women's basketball and women's golf. In 1989, George F. "Buddy" Sasser replaced the retiring Dr. Singleton as Commissioner, and in 1990, the League received its first automatic bid - receiving an automatic qualifier to the NCAA Baseball Championship. Under Sasser's seven years of leadership, the Conference implemented its public relations and compliance programs, and introduced its first-ever men's basketball television package, featuring the Big South competing among some of the finest teams in the nation.

In August 1996, Kyle B. Kallander replaced Sasser as the League's third Commissioner, and in his 13 years at the helm of the Big South, Kallander has been instrumental in aggressively promoting the Conference to new levels. The Conference has enjoyed record levels in marketing revenue during the past several years, he has brought television coverage to Big South women's basketball, baseball and softball for the first time in Conference history, as well as increased national television exposure to the League as a whole through aggressive and unique television packages.

Under Kallander's leadership, the Big South developed and initiated its first long-range strategic plan, re-affirming the League's vision as a distinctive athletic Conference com-

mitted to the quality of institutional life through athletic competition. He also spearheaded the efforts to add football as a championship sport, which came to fruition in 2002, and has solidified Conference membership with the additions of High Point, Gardner-Webb and Presbyterian, and in 2011-12, the return of charter member Campbell University. Kallander's long range vision has also included technological advancements, as the Conference introduced its first live event video streaming in 2005 and has since expanded its video offerings to more than 600 events annually through a partnership with the member institutions, as well as the creation of several online and social media platforms.

In the last 15 years alone, the Big South Conference has experienced monumental growth and success in nearly every sport. During this time, the Conference has had two individual National Champions, more than 200 All-Americans, has reached the "Sweet 16" in men's soccer, women's basketball and baseball, has received national Top 25 rankings in men's soccer, men's basketball, women's basketball, baseball, men's outdoor track & field, and men's golf, had an individual selected to play in the NCAA Singles Championship four times in addition to the first men's tennis doubles at-large selection, had the No. 1 ranked men's golfer in the country, has had the nation's top scoring men's basketball team three consecutive years as well as the national men's basketball scoring leader twice, received an at-large playoff berth in the Football Championship Subdivision in 2006, and had an institution finish fifth in the NCAA Men's Golf Championships - the Conference's highest-ever team finish in an NCAA event.

In 2006-07 alone, the Big South was the only Conference nationwide to have an at-large participant in the football playoffs (Coastal Carolina), a team in the Second Round of the NCAA Men's Basketball Tournament (Winthrop) and a No. 1 seed in the NCAA Baseball Regionals (Coastal Carolina). In fact, Coastal Carolina's baseball program has been a No. 1 seed three out of the last five years, while its FCS playoff berth in 2006 came in just the fifth-year of the Big South's football existence.

The Conference's tagline, "Developing Leaders Through Athletics" was unveiled in 2008-09 in conjunction with the Conference's 25th Anniversary. The League also honored its heritage with the Top 25 "Best of the Best" moments in League history from 1983-2008, with Liberty University's 10-year women's basketball championship run from 1996-2007 being crowned the No. 1 moment in the Big South's first 25 years. The Conference's on-field accomplishments have been duplicated in the classroom. Annually, more than 40 percent of Conference student-athletes are named to the Big South's Presidential Honor Roll for maintaining a cumulative 3.0 grade-point average, and the League has had more than 95 Academic All-Americans in its quarter-century of existence.

## BIG SOUTH FOOTBALL OPPONENTS

### CHARLESTON SOUTHERN UNIVERSITY

**Nickname:** Buccaneers  
**Location:** Charleston, South Carolina  
**Enrollment:** 3,287  
**Stadium (Capacity):** CSU Stadium (4,000)

### COASTAL CAROLINA UNIVERSITY

**Nickname:** Chanticleers  
**Location:** Conway, South Carolina  
**Enrollment:** 8,100  
**Stadium (Capacity):** Brooks Stadium (6,408)

### GARDNER-WEBB UNIVERSITY

**Nickname:** Runnin' Bulldogs  
**Location:** Boiling Springs, North Carolina  
**Enrollment:** 4,000  
**Stadium (Capacity):** Spangler Stadium (7,800)

### LIBERTY UNIVERSITY

**Nickname:** Flames  
**Location:** Lynchburg, Virginia  
**Enrollment:** 17,200  
**Stadium (Capacity):** Williams Stadium (12,000)

### PRESBYTERIAN COLLEGE

**Nickname:** Blue Hose  
**Location:** Clinton, S.C.  
**Enrollment:** 1,200  
**Stadium (Capacity):** Bailey Mem. Stadium (6,500)

### STONY BROOK UNIVERSITY

**Nickname:** Seawolves  
**Location:** Stony Brook, New York  
**Enrollment:** 23,997  
**Stadium (Capacity):** LaValle Stadium (8,136)

## The Big South Conference

7233 Pineville-Matthews Road, Suite 100  
Charlotte, NC 28226

**Office Phone:** (704) 341-7990

**Media FAX:** (704) 341-7991

- Kyle Kallander**, *Commissioner*
- James Companion**, *Associate Commissioner-Marketing*
- Dawn Turner**, *Associate Commissioner-Compliance*
- Mark Simpson**, *Assistant Commissioner-Public Relations*
- Chad Cook**, *Director of Marketing*
- Mark Bryant**, *Coordinator of New Media*
- Nancy Perkins**, *Office Manager*
- Nic Bowman**, *Assistant Director of Public Relations*
- Daniel Cooke**, *Public Relations Assistant*
- Mary Gover**, *Compliance/Administrative Assistant*
- Janette Lavery**, *Marketing Assistant*



# 2008 All-Big South & All-State Teams

INTRO  
THIS IS VMI  
PREVIEW  
COACHES  
PLAYER BIOS  
OPPOSITION  
STAFF  
RECORDS  
MEDIA

## ALL-BIG SOUTH CONFERENCE

### FIRST-TEAM OFFENSE

Quarterback	Brock Smith	Liberty
Running Back	Rashad Jennings	Liberty
Running Back	Edwin Gowins	Stony Brook
Wide Receiver	Dobson Collins	Gardner-Webb
Wide Receiver	Dominic Bolden	Liberty
Wide Receiver	Gerald Stevenson	Charleston Southern
Tight End	Josh Miller	Gardner-Webb
Offensive Line	Mike Godsil	Liberty
Offensive Line	Demario Deese	Gardner-Webb
Offensive Line	Britt Leggett	Coastal Carolina
Offensive Line	Steve Council	Stony Brook
Offensive Line	Britt Stone	Liberty

### FIRST-TEAM DEFENSE

Defensive Line	Jake Killeen	Charleston Southern
Defensive Line	James Harris	Stony Brook
Defensive Line	Phillip Oboh	Coastal Carolina
Defensive Line	Adam McKinney	Presbyterian
Linebacker	Jeffrey Williams	Gardner-Webb
Linebacker	Nick Hursky	Liberty
Linebacker	Antwan Thomas	Presbyterian
Linebacker	D.J. Rice	Coastal Carolina
Defensive Back	Daniel Cooke	Gardner-Webb
Defensive Back	Phillip Ashley	Charleston Southern
Defensive Back	Kent Hicks	Liberty
Defensive Back	Cedric McGowan	Gardner-Webb

### FIRST-TEAM SPECIAL TEAMS

Placekicker	Ryan Gates	Gardner-Webb
Punter	Ben Erdman	Coastal Carolina
Long Snapper	Dan Pope	Liberty
Kick Returner	Gerald Stevenson	Charleston Southern
Punt Returner	Dominic Bolden	Liberty

**Offensive Player of the Year:** Rashad Jennings, RB, Jr., Liberty  
**Defensive Player of the Year:** Jeffrey Williams, LB, So., Gardner-Webb  
**Freshman of the Year:** Edwin Gowins, RB, Stony Brook  
**Coach of the Year:** Danny Rocco, Liberty  
**Scholar-Athlete of the Year:** Jacob Rochester, LB, Sr., VMI

## KEYDETS NAMED SECOND TEAM ALL-BIG SOUTH

Quarterback	Tim Maypray
Running Back	Howard Abegesah
Offensive Line	George Handler
Offensive Line	James Boatright
Linebacker	A.J. Gross
Long Snapper	Travis Ludden

## KEYDET NAMED TO BIG SOUTH ALL-ACADEMIC TEAM

Jacob Rochester



Howard Abegesah was named Second Team All-Conference at running back for the second-straight year in 2008.

## ALL-STATE (VASID)

### FIRST-TEAM OFFENSE

Quarterback	Rodney Landers	James Madison
Running Back	Josh Vaughan	Richmond
Running Back	Rashad Jennings	Liberty
Wide Receiver	Kevin Grayson	Richmond
Wide Receiver	Dominic Bolden	Liberty
Tight End	John Phillips	Virginia
Center	Scott Lemn	James Madison
Guard	Britt Stone	Liberty
Guard	Matt McCracken	Richmond
Tackle	Terrence Apted	James Madison
Tackle	Eugene Monroe	Virginia

### FIRST-TEAM DEFENSE

Defensive Line	Jason Worilds	Virginia Tech
Defensive Line	Adrian Tracy	William & Mary
Defensive Line	Chris Baker	Hampton
Defensive Line	Lawrence Sidbury	Richmond
Linebacker	Nick Hursky	Liberty
Linebacker	Clint Sintim	Virginia
Linebacker	Eric McBride	Richmond
Defensive Back	Derek Cox	William & Mary
Defensive Back	Victor Harris	Virginia Tech
Defensive Back	Justin Rogers	Richmond
Defensive Back	Marcus Haywood	James Madison

### FIRST-TEAM SPECIAL TEAMS

Placekicker	Brian Pate	William & Mary
Punter	Jahmal Blanchard	Hampton
Return Specialist	Scotty McGee	James Madison

**Offensive Player of the Year:** Rodney Landers, QB, James Madison  
**Defensive Player of the Year:** Lawrence Sidbury, DL, Richmond  
**Rookie of the Year:** Darren Evans, RB, Virginia Tech  
**Coach of the Year:** Mike London, Richmond



Tim Maypray's Second Team All-Big South selection at quarterback last season marked the third different position Maypray has earned All-Conference honors at.



# 2008 Big South Statistics

INTRO  
 THIS IS VMI  
 PREVIEW  
 COACHES  
 PLAYER BIOS  
 OPPOSITION  
 STAFF  
 RECORDS  
 MEDIA

## STANDINGS

TEAM	Conference			Overall				
	W	L	PCT	W	L	PCT	PTS	OPP
Liberty	5	0	1.000	10	2	.833	404	224
Charleston Southern	3	2	.600	7	5	.583	277	268
Stony Brook	3	2	.600	5	6	.455	274	289
Gardner-Webb	2	3	.400	5	6	.455	267	261
Coastal Carolina	1	4	.200	6	6	.500	267	289
<b>VMI</b>	<b>1</b>	<b>4</b>	<b>.200</b>	<b>4</b>	<b>7</b>	<b>.364</b>	<b>378</b>	<b>369</b>
Presbyterian	0	0	.000	4	8	.333	266	416

## RUSHING OFF.

TEAM	G	ATT	YDS	AVG	TD	YDS/G
<b>VMI</b>	<b>11</b>	<b>614</b>	<b>3932</b>	<b>6.4</b>	<b>37</b>	<b>357.5</b>
Stony Brook	11	418	2522	6.0	24	229.3
Liberty	12	484	2562	5.3	29	213.5
Coastal Carolina	12	458	2015	4.4	17	167.9
Gardner-Webb	11	409	1485	3.6	16	135.0
Charleston Southern	12	401	1317	3.3	10	109.8
Presbyterian	12	356	1141	3.2	18	95.1

## PASSING OFF.

TEAM	G	ATT	CMP	INT	PCT	YDS	AVG	TD	YDS/G
Presbyterian	12	494	297	18	60.1	3191	6.5	17	265.9
Gardner-Webb	11	397	246	9	62.0	2838	7.1	15	258.0
Liberty	12	302	194	6	64.2	2798	9.3	19	233.2
Coastal Carolina	12	330	194	11	58.8	2423	7.3	16	201.9
Charleston Southern	12	337	203	13	60.2	2197	6.5	26	183.1
Stony Brook	11	283	139	9	49.1	1746	6.2	11	158.7
<b>VMI</b>	<b>11</b>	<b>86</b>	<b>36</b>	<b>5</b>	<b>41.9</b>	<b>853</b>	<b>9.9</b>	<b>12</b>	<b>77.5</b>

## PASS EFFIC.

TEAM	G	ATT	CMP	PCT	INT	YDS	TD	P/EFF
<b>VMI</b>	<b>11</b>	<b>86</b>	<b>36</b>	<b>.419</b>	<b>5</b>	<b>853</b>	<b>12</b>	<b>159.6</b>
Liberty	12	302	194	.642	6	2798	19	158.9
Charleston Southern	12	337	203	.602	13	2197	26	132.7
Gardner-Webb	11	397	246	.620	9	2838	15	129.9
Coastal Carolina	12	330	194	.588	11	2423	16	129.8
Presbyterian	12	494	297	.601	18	3191	17	118.5
Stony Brook	11	283	139	.491	9	1746	11	107.4

## TOTAL OFFENSE

TEAM	G	RUSH	PASSPLAYS	YDS	AVG	TD	YDS/G	
Liberty	12	2562	2798	786	5360	6.8	48	446.7
<b>VMI</b>	<b>11</b>	<b>3932</b>	<b>853</b>	<b>700</b>	<b>4785</b>	<b>6.8</b>	<b>49</b>	<b>435.0</b>
Gardner-Webb	11	1485	2838	806	4323	5.4	31	393.0
Stony Brook	11	2522	1746	701	4268	6.1	35	388.0
Coastal Carolina	12	2015	2423	788	4438	5.6	33	369.8
Presbyterian	12	1141	3191	850	4332	5.1	35	361.0
Charleston Southern	12	1317	2197	738	3514	4.8	36	292.8

## SCORING OFF.

TEAM	G	TD	XP	2XP	DXP	FG	SF PTS	AVG
<b>VMI</b>	<b>11</b>	<b>51</b>	<b>48</b>	<b>0</b>	<b>2</b>	<b>6</b>	<b>1 378</b>	<b>34.4</b>
Liberty	12	51	47	0	0	17	0 404	33.7
Stony Brook	11	37	31	0	0	7	0 274	24.9
Gardner-Webb	11	32	27	0	0	16	0 267	24.3
Charleston Southern	12	36	25	3	0	10	0 277	23.1
Coastal Carolina	12	34	26	2	0	11	0 267	22.2
Presbyterian	12	37	31	1	0	3	1 266	22.2

## RUSHING DEF.

TEAM	G	ATT	YDS	AVG	TD	YDS/G
Gardner-Webb	11	362	1301	3.6	14	118.3
Liberty	12	412	1511	3.7	17	125.9
Charleston Southern	12	438	1864	4.3	19	155.3
Stony Brook	11	425	1754	4.1	17	159.5
Coastal Carolina	12	467	2013	4.3	17	167.8
<b>VMI</b>	<b>11</b>	<b>412</b>	<b>2135</b>	<b>5.2</b>	<b>24</b>	<b>194.1</b>
Presbyterian	12	570	3182	5.6	31	265.2

## PASSING DEF.

TEAM	G	ATT	CMP	INT	PCT	YDS	AVG	TD	YDS/G
Coastal Carolina	12	336	188	11	56.0	2247	6.7	18	187.2
Charleston Southern	12	325	198	13	60.9	2285	7.0	13	190.4
Stony Brook	11	308	187	8	60.7	2137	6.9	19	194.3
Liberty	12	387	226	12	58.4	2505	6.5	11	208.8
Presbyterian	12	311	187	5	60.1	2581	8.3	21	215.1
Gardner-Webb	11	334	200	13	59.9	2482	7.4	16	225.6
<b>VMI</b>	<b>11</b>	<b>321</b>	<b>200</b>	<b>11</b>	<b>62.3</b>	<b>2686</b>	<b>8.4</b>	<b>21</b>	<b>244.2</b>

## TOTAL DEFENSE

TEAM	G	RUSH	PASSPLAYS	YDS	AVG	TD	YDS/G	
Liberty	12	1511	2505	799	4016	5.0	28	334.7
Gardner-Webb	11	1301	2482	696	3783	5.4	30	343.9
Charleston Southern	12	1864	2285	763	4149	5.4	32	345.8
Stony Brook	11	1754	2137	733	3891	5.3	36	353.7
Coastal Carolina	12	2013	2247	803	4260	5.3	35	355.0
<b>VMI</b>	<b>11</b>	<b>2135</b>	<b>2686</b>	<b>733</b>	<b>4821</b>	<b>6.6</b>	<b>45</b>	<b>438.3</b>
Presbyterian	12	3182	2581	881	5763	6.5	52	480.2

## SCORING DEF.

TEAM	G	TD	XP	2XP	DXP	FG	SF PTS	AVG
Liberty	12	29	25	1	0	7	1 224	18.7
Charleston Southern	12	35	30	1	0	8	1 268	22.3
Gardner-Webb	11	30	25	0	0	18	1 261	23.7
Coastal Carolina	12	37	28	2	1	11	0 289	24.1
Stony Brook	11	38	28	1	2	9	0 289	26.3
<b>VMI</b>	<b>11</b>	<b>50</b>	<b>45</b>	<b>0</b>	<b>0</b>	<b>8</b>	<b>0 369</b>	<b>33.5</b>
Presbyterian	12	55	50	2	0	10	1 416	34.7

## PUNT RETURNS

TEAM	G	NO	YDS	TD	AVG
Liberty	12	23	336	2	14.6
Presbyterian	12	19	193	1	10.2
Gardner-Webb	11	15	145	0	9.7
Stony Brook	11	17	143	0	8.4
<b>VMI</b>	<b>11</b>	<b>17</b>	<b>103</b>	<b>0</b>	<b>6.1</b>
Charleston Southern	12	16	100	0	6.2
Coastal Carolina	12	17	66	0	3.9

## KICKOFF RETURNS

TEAM	G	NO	YDS	TD	AVG
Gardner-Webb	11	48	1090	0	22.7
Charleston Southern	12	46	1040	0	22.6
Liberty	12	39	860	1	22.1
<b>VMI</b>	<b>11</b>	<b>57</b>	<b>1110</b>	<b>0</b>	<b>19.5</b>
Presbyterian	12	60	1067	0	17.8
Stony Brook	11	51	890	0	17.5
Coastal Carolina	12	52	830	0	16.0

## ---TAKEAWAYS---

TEAM	G	FUM	---TAKEAWAYS---			---GIVEAWAYS---			
			INT	TOT	FUM	INT	TOT	MAR PER/G	
Liberty	12	11	12	23	9	6	15	+8	0.67
Charleston Southern	12	14	13	27	8	13	21	+6	0.50
Gardner-Webb	11	9	13	22	9	9	18	+4	0.36
<b>VMI</b>	<b>11</b>	<b>9</b>	<b>11</b>	<b>20</b>	<b>16</b>	<b>5</b>	<b>21</b>	<b>-1</b>	<b>-0.09</b>
Coastal Carolina	12	7	11	18	12	11	23	-5	-0.42
Stony Brook	11	8	8	16	13	9	22	-6	-0.55
Presbyterian	12	17	5	22	11	18	29	-7	-0.58



One Team. **2009 • VMI KEYDETS • FOOTBALL** One Corps.



TOTAL OFFENSE	G	RUSH	PASS	PLAYS	TOT	YDS/G
Brock Smith, LU	12	87	2620	316	2707	225.6
Zach MacDowall, CCU	11	238	2064	336	2302	209.3
Brandon Miley, PC	10	153	1712	355	1865	186.5
Tribble Reese, CSU	12	106	2043	410	2149	179.1
Dayne Hoffman, SBU	11	-88	1636	277	1548	140.7
<b>Tim Maypray, VMI</b>	<b>11</b>	<b>1266</b>	<b>255</b>	<b>214</b>	<b>1521</b>	<b>138.3</b>

PASS EFFICIENCY	G	ATT	CMP	INT	PCT	YDS	TD	EFF
Brock Smith, LU	12	278	179	6	64.4	2620	19	161.8
Zach MacDowall, CCU	11	256	157	6	61.3	2064	16	145.0
Tribble Reese, CSU	12	310	189	12	61.0	2043	23	133.1
Brandon Miley, PC	10	263	158	12	60.1	1712	8	115.7
Dayne Hoffman, SBU	11	259	125	9	48.3	1636	11	108.4

RUSHING	G	ATT	YDS	AVG	TD	LG	YDS/G
Rashad Jennings, LU	11	263	1500	5.7	17	58	136.4
Edwin Gowins, SBU	11	140	1310	9.4	11	72	119.1
<b>Tim Maypray, VMI</b>	<b>11</b>	<b>195</b>	<b>1266</b>	<b>6.5</b>	<b>12</b>	<b>64</b>	<b>115.1</b>
Conte Cuttino, SBU	11	199	1195	6.0	7	71	108.6
<b>Howard Abegesah, VMI</b>	<b>9</b>	<b>118</b>	<b>775</b>	<b>6.6</b>	<b>6</b>	<b>63</b>	<b>86.1</b>

RECEIVING	G	REC	YDS	TD	LG	AVG/C	REC/G
Dobson Collins, GWU	11	76	937	10	53	12.3	6.91
James Perry III, GWU	10	55	661	2	62	12.0	5.50
Brandon Clark, PC	12	62	731	5	43	11.8	5.17
Dwayne Eley, SBU	10	48	697	5	61	14.5	4.80
Dominic Bolden, LU	12	56	1056	9	72	18.9	4.67

SCORING	G	TD	XPT	FG	PTS	PTS/G
Rashad Jennings, LU	11	19	0	0	114	10.4
<b>Tim Maypray, VMI</b>	<b>11</b>	<b>13</b>	<b>0</b>	<b>0</b>	<b>78</b>	<b>7.1</b>
Ryan Gates, GWU	11	0	27	16	75	6.8
Dominic Bolden, LU	12	13	0	0	78	6.5
Edwin Gowins, SBU	11	11	0	0	66	6.0
<b>Greg Stevens, VMI</b>	<b>11</b>	<b>0</b>	<b>48</b>	<b>6</b>	<b>66</b>	<b>6.0</b>

TACKLES	GP	POS	SOLO	AST	TOTAL	AVG/G	SACK
Jeffrey Williams, GWU	11	LB	61	58	119	10.8	1.5
Antwan Thomas, PC	12	LB	66	48	114	9.5	4.5
Nick Hursky, LU	11	LB	46	51	97	8.8	2.0
Anthony McKnight, PC	12	DB	58	46	104	8.7	2.5
Chris Bowman, PC	12	LB	40	50	90	7.5	3.5
Marty Patterson, GWU	11	LB	37	44	81	7.4	3.0
Dami Teniola, GWU	11	LB	31	48	79	7.2	1.0
Tyler Santucci, SBU	11	LB	44	35	79	7.2	0.0
D.J. Rice, CCU	12	LB	34	52	86	7.2	1.0
Chris Rocco, LU	12	DB	44	34	78	6.5	0.0
<b>Byron Allen, VMI</b>	<b>10</b>	<b>DB</b>	<b>33</b>	<b>29</b>	<b>62</b>	<b>6.2</b>	<b>0.0</b>
Andrew McKain, CSU	12	LB	35	39	74	6.2	2.0
<b>A.J. Gross, VMI</b>	<b>12</b>	<b>LB</b>	<b>29</b>	<b>38</b>	<b>67</b>	<b>6.1</b>	<b>4.0</b>
Ryan Greiser, LU	11	DB	37	30	67	6.1	0.5
Josh Mitchell, CSU	12	LB	23	47	70	5.8	0.5
Brian Leonardi, PC	11	LB	30	33	63	5.7	1.0
Brandon Autry, CCU	9	DB	34	17	51	5.7	0.0
Derrick Frasier, CCU	12	LB	29	38	67	5.6	1.0
Stephen Schwicke, SBU	11	LB	32	28	60	5.5	0.0
Bo Tribble, PC	12	DB	36	29	65	5.4	1.0
<b>Kyle Nikmard, VMI</b>	<b>10</b>	<b>LB</b>	<b>26</b>	<b>28</b>	<b>54</b>	<b>5.4</b>	<b>2.0</b>
<b>Bryant Youngblood, VMI</b>	<b>11</b>	<b>DB</b>	<b>38</b>	<b>21</b>	<b>59</b>	<b>5.4</b>	<b>0.0</b>
Arin West, SBU	11	DB	36	22	58	5.3	0.0
<b>Jacob Rochester, VMI</b>	<b>10</b>	<b>LB</b>	<b>27</b>	<b>25</b>	<b>52</b>	<b>5.2</b>	<b>4.0</b>
Ian Childress, LU	12	LB	28	31	59	4.9	3.5

ALL-PURPOSE	G	RUSH	RCV	PR	KR	YDS	AVG/G
Rashad Jennings, LU	11	1500	190	0	0	1690	153.6
Gerald Stevenson, CSU	12	298	551	60	921	1830	152.5
Dominic Bolden, LU	12	85	1056	308	365	1814	151.2
Conte Cuttino, SBU	11	1195	74	0	198	1467	133.4
<b>Tim Maypray, VMI</b>	<b>11</b>	<b>1266</b>	<b>168</b>	<b>0</b>	<b>0</b>	<b>1434</b>	<b>130.4</b>

PUNTING	G	NO	YDS	LG	AVG
Ben Redman, CCU	12	48	1822	54	38.0
Michael Hanna, GWU	11	40	1503	61	37.6
Bryson Summers, PC	12	53	1990	56	37.5
Luke Gaddis, SBU	11	51	1898	53	37.2
Andy Brown, CSU	12	55	1997	55	36.3

PUNT RETURNS	G	RET	YDS	TD	LG	AVG
Dominic Bolden, LU	12	17	308	2	74	18.1
Dobson Collins, GWU	11	14	136	0	36	9.7


KICKOFF RETURNS	G	RET	YDS	TD	LG	AVG
Gerald Stevenson, CSU	12	37	921	0	61	24.9
Jonathan Crawford, LU	12	19	468	1	76	24.6
Brandon Jackson, GWU	9	21	517	0	69	24.6
Dominic Bolden, LU	12	15	365	0	42	24.3
Tyson Petty, GWU	11	22	505	0	47	23.0

INTERCEPTIONS	G	INT	YDS	TD	LG	INT/G
Philip Ashley, CSU	12	6	117	0	75	0.50
Jeffrey Williams, GWU	11	3	37	0	24	0.27
Cedric McGowan, GWU	11	3	2	0	2	0.27
Chris Richards, SBU	11	3	1	0	1	0.27
Keon Cunningham, CCU	12	3	51	0	33	0.25
Kent Hicks, LU	12	3	0	0	0	0.25

SACKS	G	SOLO	AST	YDS	TOTAL	AVG/G
Adam McKinney, PC	12	7	1	31	7.5	0.62
Jake Killeen, CSU	12	6	1	27	6.5	0.54
Jordan Woods, GWU	11	6	0	48	6.0	0.55
Dorein Perkins, CSU	11	5	1	52	5.5	0.50
Phillip Oboh, CCU	12	4	2	31	5.0	0.42

# Where The Keydets Play In 2009

INTRO  
THIS IS VMI  
PREVIEW  
COACHES  
PLAYER BIOS  
OPPOSITION  
STAFF  
RECORDS  
MEDIA



**Bridgeforth Stadium**  
James Madison University  
Harrisonburg, Va.  
*September 19, 2009*



**UR Stadium**  
University of Richmond  
Richmond, Va.  
*September 26, 2009*



**Brooks Stadium**  
Coastal Carolina University  
Conway, S.C.  
*October 10, 2009*



**Bailey Memorial Stadium**  
Presbyterian College  
Clinton, S.C.  
*October 24, 2009*



**Williams Stadium**  
Liberty University  
Lynchburg, Va.  
*November 7, 2009*



**Michie Stadium**  
U.S. Military Academy  
West Point, N.Y.  
*November 14, 2009*