

2009 VMI FOOTBALL MEDIA GUIDE

# HISTORY & RECORDS

SCHOOL RECORDS • 74

ALL-CONFERENCE PLAYERS • 86

KEYDETS IN THE RECORD BOOKS • 87

YEAR-BY-YEAR RECORDS • 88

ALUMNI MEMORIAL FIELD RECORDS • 90

WHEN WAS THE LAST TIME... • 91

LETTERMEN • 92

HONORS & AWARDS • 94

VMI HISTORY & TRADITIONS • 100




# Scoring

INTRO  
THIS IS VMI  
PREVIEW  
COACHES  
PLAYER BIOS  
OPPOSITION  
STAFF  
RECORDS  
MEDIA



**Thomas Haskins**  
308 Career Points




**Craig Jones**  
221 Career Points



**Sean Mizzer**  
186 Career Points



**Matt Sharpe**  
176 Career Points



**Floyd Allen**  
176 Career Points

## Career Leaders

### Most Points Scored

Thomas Haskins	308	1993-96
Craig Jones	221	1976-79
Sean Mizzer	186	2002-06
Matt Sharpe	176	2001-03
Floyd Allen	176	1978-81
<b>Tim Maypray</b>	<b>168</b>	<b>2006-Pres.</b>
Marcus Mines	164	1989-92
Mike Harris	154	1995-98
Wade Hawkins	146	1987-90
Bobby Jordan	137	1954-57

### Most Touchdowns

Thomas Haskins	50	1993-96
Sean Mizzer	31	2002-06
Floyd Allen	29	1978-81
<b>Tim Maypray</b>	<b>28</b>	<b>2006-Pres.</b>
Marcus Mines	27	1989-92
Mark Stock	20	1985-88
Tony Scales	19	1989-92
Kim Glidewell	18	1973-76
Bobby Jordan	18	1954-57
Ronnie Moore	17	1972-75
Howard Dyer	17	1958-60

### Most Touchdowns Responsible For (Includes TD Passes)

Thomas Haskins	53	1993-96
Joey Gibson	47	1999-2002
Jonathan Wilson	42	2003-06
Howard Dyer	39	1958-60

### Most Points Responsible For

Thomas Haskins	326	1993-96
Joey Gibson	286	1999-2002
Howard Dyer	256	1958-60
Jonathan Wilson	256	2003-06
Craig Jones	221	1976-79

### Most Points Scored by Kicking

Craig Jones	221	1976-79
Matt Sharpe	176	2001-03
Mike Harris	154	1995-98
Wade Hawkins	146	1987-90
Barrett Way	142	2004-06
Geoff Goff	93	1991-94
Mike Harris	84	1995-96
Mike Cole	84	1971-73

### Most 2-Pt. Conversions Scored

Don Kern	6	1958-60
Tony Scales	4	1989-92
John Hince	4	1965-67
Thomas Haskins	4	1993-96

### Most 2-Pt. Conversions Attempted

Howard Dyer	27	1958-60
Bobby Mitchell	12	1959-61

### Most Kick PAT's Scored

Matt Sharpe	95	2001-03
Mike Harris	73	1995-98
Craig Jones	56	1976-79
Barrett Way	55	2004-06
Wade Hawkins	53	1987-90
Mike Harris	51	1995-96
Greg Stevens	48	2008
Geoff Goff	45	1991-94
David Tyler	43	1982-84

### Most Kick PAT's Attempted

Matt Sharpe	101	2001-03
Mike Harris	78	1995-98
Barrett Way	61	2004-06
Craig Jones	60	1976-79
Wade Hawkins	57	1987-90
Mike Harris	56	1995-96
Geoff Goff	50	1991-94
Greg Stevens	50	2008

### Most Field Goals Scored

Craig Jones	55	1976-79
Wade Hawkins	31	1987-90
Barrett Way	29	2004-06
Matt Sharpe	27	2001-03
Mike Harris	27	1995-98
Mike Cole	17	1971-73
Geoff Goff	16	1991-94
Lee Wimbish	16	1980-83
Rick Tufaro	15	1974-75
Don Cupit	15	1969-70

### Most Field Goals Attempted

Craig Jones	83	1976-79
Wade Hawkins	52	1987-90
Mike Harris	48	1995-98
Matt Sharpe	38	2001-03
Barrett Way	37	2004-06
Lee Wimbish	32	1980-83
Mike Cole	32	1971-73
Geoff Goff	27	1991-94
Don Cupit	27	1969-70

### Highest Field Goal Pct. (min. 20 att.)

Barrett Way	78.4%	2004-06
Rick Tufaro	71.4%	1974-75
Matt Sharpe	71.1%	2001-03
Craig Jones	66.3%	1976-79
Wade Hawkins	59.6%	1987-90
Geoff Goff	59.6%	1991-94

## Single-Season Leaders

### Individual

#### Most Points Scored

Thomas Haskins	106	1995
Thomas Haskins	92	1996
Matt Sharpe	91	2003
Johnny Mapp	78	1953
Floyd Allen	78	1981
<b>Tim Maypray</b>	<b>78</b>	<b>2008</b>

#### Most Points Responsible for

Joey Gibson	146	2002
Howard Dyer	138	1960
Jonathan Wilson	108	2003
Thomas Haskins	106	1995
Howard Dyer	106	1959

#### Most Touchdowns Scored

Thomas Haskins	17	1995
Thomas Haskins	15	1996
Johnny Mapp	13	1953
Floyd Allen	13	1981
<b>Tim Maypray</b>	<b>13</b>	<b>2008</b>

#### Most Touchdowns Responsible for

Joey Gibson	24	2002
Howard Dyer	20	1960
Jonathan Wilson	18	2003
Howard Dyer	17	1959
Thomas Haskins	17	1995
Thomas Haskins	17	1996
<b>Tim Maypray</b>	<b>17</b>	<b>2008</b>

#### Most PAT's by Placement

Greg Stevens	48	2008
Matt Sharpe	40	2003
Matt Sharpe	37	2002
Mike Harris	29	1995
Patrick Sweeney	27	2007
Matt Maxey	24	2000
Vic Kane	24	1991
Wade Hawkins	23	1990

#### Most 2-pt Conversions, Running

Sam Horner	3	1958
------------	---	------

#### Most 2-pt Conversion, Passing

Howard Dyer	9	1960
-------------	---	------

#### Most 2-pt Conversions, Receiving

John Hince	3	1967
Dick Willard	3	1960
Don Kern	3	1960

### Team

<b>Most Touchdowns Scored</b>	<b>51</b>	<b>2008</b>
<b>Fewest Touchdowns Scored</b>	<b>9</b>	<b>1971 &amp; 1997</b>
<b>Most Points Scored</b>	<b>378</b>	<b>2008</b>
<b>Fewest Points Scored</b>	<b>77</b>	<b>1999</b>



## Single-Game Leaders

### Individual

#### Most Points Scored

Thomas Haskins	28	Liberty, 1995
Bobby Jordan	28	Stetson, 1956
<b>Tim Maypray</b>	<b>24</b>	<b>Presbyterian, 2008</b>
Thomas Haskins	24	The Citadel, 1996
Stinson Jones	24	Buffalo, 1961
Donn Kern	24	George Washington, 1960
Johnny Mapp	24	Catawba, 1953

#### Most Points Responsible For

Tony Scales	34	William & Mary, 1990
Dave Brown	30	The Citadel, 1986
Bobby Mitchell	30	Buffalo, 1961
Thomas Haskins	28	Liberty, 1995
Bobby Jordan	28	Stetson, 1956

#### Most Touchdowns Scored

<b>Tim Maypray</b>	<b>4</b>	<b>Presbyterian, 2008</b>
Thomas Haskins	4	The Citadel, 1996
Thomas Haskins	4	Liberty, 1995
Don Kern	4	George Washington, 1960
Stinson Jones	4	Buffalo, 1961
Bobby Jordan	4	Stetson, 1956
Johnny Mapp	4	Catawba, 1953

#### Most Touchdowns Responsible For

Tony Scales	5	William & Mary, 1990
Dave Brown	5	The Citadel, 1986
Bobby Mitchell	5	Buffalo, 1961
Ten Players	4	

#### Most Rushing Touchdowns

Thomas Haskins	4	Liberty, 1995 & The Citadel, 1996
----------------	---	-----------------------------------

#### Most Touchdown Passes Caught

Tera Frost	3	Morehead State, 1998
Dan Lyle	3	William & Mary, 1990
Stinson Jones	3	Buffalo, 1961
Dick Evans	3	Davidson, 1959
Dick Evans	3	George Washington, 1959

#### Most PAT Placements Scored

<b>Greg Stevens</b>	<b>9</b>	<b>Chowan, 2008</b>
David Tyler	8	Central Florida, 1982

#### Most Points Via Conversions (all methods)

<b>Greg Stevens</b>	<b>9</b>	<b>Chowan, 2008</b>
David Tyler	8	Central Florida, 1982

#### Most 2-point Conversions Rushing

Thomas Haskins	2	Liberty, 1995
Tony Scales	2	William & Mary, 1990
Don Kern	2	The Citadel, 1959

#### Most 2-point Conversions Passing

Howard Dyer	3	Virginia, 1960
-------------	---	----------------

#### Most 2-point Conversions Receiving

John Hince	2	Davidson, 1967
------------	---	----------------

#### Most Field Goals

Craig Jones	5	William & Mary, 1977
Matt Sharpe	4	Coastal Carolina, 2003
Matt Sharpe	4	Gardner-Webb, 2003
Craig Jones	4	Appalachian State, 1976
Barrett Way	3	Gardner-Webb, 2005
Matt Sharpe	3	Charleston Southern, 2003
Wade Hawkins	3	East Tennessee State, 1989
Lee Wimbish	3	Furman, 1980
Craig Jones	3	Richmond, 1978
Don Cupit	3	The Citadel, 1970

#### Highest Field Goal Percentage (min. 3 att.)


Craig Jones	100% (5-5)	William & Mary, 1977
Matt Sharpe	100% (4-4)	Gardner-Webb, 2003
Geoff Goff	100% (4-4)	Appalachian State, 1994
Barrett Way	100% (3-3)	Charleston Southern, 2006
Barrett Way	100% (3-3)	Gardner-Webb, 2005
Craig Jones	100% (3-3)	Richmond, 1978
Lee Wimbish	100% (3-3)	Furman, 1980
Wade Hawkins	100% (3-3)	East Tennessee State, 1989

### Team

<b>Most Points Scored</b>	<b>69</b>	<b>Central Florida, 1982 &amp; Chowan, 2008</b>
<b>Most Touchdowns Scored</b>	<b>10</b>	<b>Central Florida, 1982 &amp; Chowan, 2008</b>
<b>Most Safeties Scored</b>	<b>1</b>	<b>13 Times, Last Liberty, 2008</b>
<b>Most PAT Placements Scored</b>	<b>9</b>	<b>Central Florida, 1982 &amp; Chowan, 2008</b>
<b>Most 2 pt. Conversions</b>	<b>4</b>	Davidson, 1967
<b>Most 2 pt. Conv. - rushing</b>	<b>3</b>	UT-Chattanooga, 1992
<b>Most 2 pt. Conv. - passing</b>	<b>3</b>	Virginia, 1960
<b>Most Points Via Conversions</b>	<b>10</b>	Davidson, 1967
<b>Most Field Goals</b>	<b>5</b>	William & Mary, 1977
<b>Largest Victory Margin</b>	<b>69</b>	Central Florida, 1982
<b>Largest Losing Margin</b>	<b>67</b>	Cincinnati, 1953



(Right) Lee Wimbish (1980-83) equaled a school record by converting all three field goals he attempted against Furman as a freshman.




(Left) Floyd Allen (1978-81) scored 30 touchdowns in his career and ranks among the top five in career scoring, touchdowns, rushing yards, rushing attempts and 100-yard rushing games.

- INTRO
- THIS IS VMI
- PREVIEW
- COACHES
- PLAYER BIOS
- OPPOSITION
- STAFF
- RECORDS
- MEDIA

# Rushing

INTRO  
THIS IS VMI  
PREVIEW  
COACHES  
PLAYER BIOS  
OPPOSITION  
STAFF  
RECORDS  
MEDIA



*Thomas Haskins (1993-96) is VMI's all-time leading rusher (5,349 yards) and holds 21 school records.*

## Career Leaders

### Most Net Rushing Yards

Thomas Haskins	5,349	1993-96
Sean Mizzer	3,733	2002-06
Floyd Allen	3,569	1978-81
Tony Scales	2,475	1989-92
Marcus Mines	2,430	1989-92
Kim Glidewell	2,168	1973-76
Andre Gibson	2,097	1974-77

### Most Rushing Attempts

Thomas Haskins	898	1993-96
Floyd Allen	860	1978-81
Sean Mizzer	741	2002-06
Kim Glidewell	614	1973-76
Tony Scales	562	1989-92
Mac Bowman	502	1970-72
Gene Cauthen	501	1998-2001

### Most Rushing Touchdowns

Thomas Haskins	50	1993-96
Sean Mizzer	27	2002-06
Floyd Allen	27	1978-81
Marcus Mines	26	1989-92
Tony Scales	19	1989-92
Kim Glidewell	18	1973-76
<b>Tim Maypray</b>	<b>16</b>	<b>2006-Pres.</b>
Sam Horner	16	1956-59

### Most 100 Yd. Rushing Games

Thomas Haskins	24	1993-96
Sean Mizzer	18	2002-06
Floyd Allen	17	1978-81
<b>Howard Abegesah</b>	<b>9</b>	<b>2006-Pres.</b>
Andre Gibson	9	1974-77
Ronnie Norman	9	1972-74

### Most 200 Yd. Rushing Games

Thomas Haskins	10	1993-96
Tony Scales	2	1989-92

### Most Consecutive 100 Yd. Rushing Games

Floyd Allen	6	1980
Thomas Haskins	5	1996
Sean Mizzer	4	2003
Andre Gibson	4	1977
Five people	3	

## 1,000 Yard-Club

	YEAR	ATT.	YARDS
Thomas Haskins	1996	286	1,698
Thomas Haskins	1995	248	1,548
Thomas Haskins	1994	258	1,509
Floyd Allen	1980	291	1,276
<b>Tim Maypray</b>	<b>2008</b>	<b>195</b>	<b>1,266</b>
Floyd Allen	1979	265	1,249
Sean Mizzer	2003	207	1,244
Andre Gibson	1977	256	1,218
Tony Scales	1991	185	1,105
Ronnie Norman	1974	205	1,045
Sean Mizzer	2006	209	1,022

## Year-By-Year Leaders

YEAR	PLAYER	ATT	YARDS
1953	John Mapp	114	656
1954	Nick Servidio	124	534
1955	Sam Woolwine	100	480
1956	Sam Woolwine	107	507
1957	Sam Woolwine	105	531
1958	Sam Horner	102	612
1959	John Trayham	92	491
1960	Stinson Jones	82	289
1961	Stinson Jones	60	256
1962	Bill Davis	81	316
1963	Chuck Beale	61	284
1964	Granville Amos	68	312
1965	Tom Slater	123	489
1966	Bob Habasevich	80	317
1967	Bob Habasevich	187	663
1968	Tom Sowers	221	792
1969	Tom Sowers & Tom Byer	68	162
		84	162
1970	Mac Bowman	117	360
1971	Mac Bowman	224	732
1972	Mac Bowman	161	641
1973	Bruce Torbett	118	407
1974	Ronnie Norman	205	1,045
1975	Kim Glidewell	197	643
1976	Andre Gibson	121	566
1977	Andre Gibson	256	1,218
1978	Butch Hostetter	157	636
1979	Floyd Allen	265	1,249
1980	Floyd Allen	291	1,276
1981	Floyd Allen	264	861
1982	Stan Bass	197	680
1983	Trent Bridges	162	630
1984	Trent Bridges	132	455
1985	Dan Monahan	91	432
1986	Trent Bridges	68	283
1987	Joe France	108	395
1988	Scott Council	180	557
1989	Marcus Mines	118	638
1990	Tony Scales	134	544
1991	Tony Scales	185	1,105
1992	Tony Scales	147	577
1993	Thomas Haskins	206	594
1994	Thomas Haskins	158	1,509
1995	Thomas Haskins	248	1,548
1996	Thomas Haskins	286	1,698
1997	Avi Hopkins	157	623
1998	Gene Cauthen	93	351
1999	Gene Cauthen	78	298
2000	Gene Cauthen	143	566
2001	Gene Cauthen	187	710
2002	John Bell	136	522
2003	Sean Mizzer	207	1,244
2004	Sean Mizzer	176	729
2005	Nat Jackson	153	622
2006	Sean Mizzer	209	1,022
2007	Howard Abegesah	223	1,121
2008	Tim Maypray	195	1,266



## Single-Season Leaders

### Individual

#### Most Rushing Attempts

Floyd Allen	.....291	.....1980
Thomas Haskins	.....286	.....1996
Floyd Allen	.....265	.....1979

#### Most Yards Gained Rushing

Thomas Haskins	.....1,698	.....1996
Thomas Haskins	.....1,548	.....1995
Thomas Haskins	.....1,509	.....1994
Floyd Allen	.....1,276	.....1980
<b>Tim Maypray</b>	..... <b>1,266</b>	..... <b>2008</b>
Floyd Allen	.....1,249	.....1979
Sean Mizzer	.....1,244	.....2003

#### Most Rushing Touchdowns

Thomas Haskins	.....17	.....1995
Thomas Haskins	.....15	.....1996
<b>Tim Maypray</b>	..... <b>12</b>	..... <b>2008</b>
Floyd Allen	.....12	.....1981

#### Most 100 Yard Rushing Games

Thomas Haskins	.....8	.....1996
Floyd Allen	.....8	.....1980
Sean Mizzer	.....7	.....2003
Thomas Haskins	.....7	.....1995
Thomas Haskins	.....7	.....1994
Floyd Allen	.....7	.....1979
Ronnie Norman	.....7	.....1974

#### Most 200 Yard Rushing Games

Thomas Haskins	.....4	.....1996
----------------	--------	-----------

### Team

<b>Most Rushing Attempts</b>	.....703	.....1991
<b>Fewest Rushing Attempts</b>	.....345	.....2001
<b>Most Net Rushing Yards</b>	..... <b>3,932</b>	..... <b>2008</b>
<b>Fewest Net Rushing Yards</b>	.....691	.....1969
<b>Most Rushing Touchdowns</b>	..... <b>37</b>	..... <b>2008</b>
<b>Fewest Rushing Touchdowns</b>	.....3	.....1988, 1999

## 200-Yard Games

277	.....Thomas Haskins	.....The Citadel, 1996
266	.....Thomas Haskins	.....Chattanooga, 1996
251	.....Thomas Haskins	.....Richmond, 1994
250	.....Thomas Haskins	.....The Citadel, 1994
246	.....Floyd Allen	.....Furman, 1979
241	.....Thomas Haskins	.....Appalachian State, 1996
<b>235</b>	..... <b>Tim Maypray</b>	..... <b>Presbyterian, 2008</b>
227	.....Thomas Haskins	.....Chattanooga, 1996
225	.....Thomas Haskins	.....Appalachian State, 1994
224	.....Thomas Haskins	.....The Citadel, 1993
215	.....Tim Sowers	.....Davidson, 1968
210	.....Thomas Haskins	.....Richmond, 1996
209	.....Marcus Mines	.....West Virginia Tech, 1992
206	.....Sean Mizzer	.....Davidson, 2003
205	.....Tony Scales	.....Appalachian State, 1991
204	.....Tony Scales	.....Richmond, 1991
200	.....Thomas Haskins	.....Appalachian State, 1995



*Sean Mizzer (2002-06) ranks second in VMI's record book with 3,733 career rushing yards and led the Keydets in rushing for three seasons.*

## Single-Game Leaders

### Individual

#### Most Rushing Attempts

Tom Sowers	.....52	.....Davidson, 1968
Floyd Allen	.....44	.....Western Carolina, 1981
Thomas Haskins	.....39	.....Appalachian State, 1996
Floyd Allen	.....39	.....Furman, 1979
Floyd Allen	.....38	.....William & Mary, 1980
Thomas Haskins	.....38	.....Appalachian State, 1996

#### Three Players Each 100 Yards Rushing

H. Abegesah (157), K. Hughes (136), J. Robinson (100)	.....Robert Morris, 2007
T. Scales (167), M. Mines (113), S. Council (110)	.....East Tennessee State, 1991

#### Two Players Each 100 Yards Rushing


<b>Tim Maypray (235), Howard Abegesah (151)</b>	..... <b>Presbyterian, 2008</b>
<b>Tim Maypray (116), Zach Collins (112)</b>	..... <b>Saint Francis, 2008</b>
Sean Mizzer (206), T.J. Snelling (109)	.....Davidson, 2003
T.J. Snelling (135), Sean Mizzer (121)	.....Liberty, 2002
Thomas Haskins (227), Jason White (101)	.....Chattanooga, 1996
Tony Scales (204), Scott Council (191)	.....Richmond, 1991
Tony Scales (161), Marcus Mines (112)	.....Western Carolina, 1991
Floyd Allen (190), Butch Hostetter (101)	.....Appalachian State, 1979
Ronnie Norman (121), Kim Glidewell (157)	.....William and Mary, 1974
Ronnie Norman (173), Kim Glidewell (114)	.....Colgate, 1974

### Team

<b>Most Rushing Attempts</b>	.....90	.....East Tennessee State, 1990
<b>Fewest Rushing Attempts</b>	.....21	.....Marshall, 1988
<b>Most Net Rushing Yards</b>	.....531	.....Richmond, 1991
<b>Fewest Net Rushing Yards</b>	.....-18	.....East Tennessee State, 2000
<b>Most Rushing Touchdowns</b>	.....10	.....Central Florida, 1982



**Floyd Allen**  
3,569 Career Yards




**Tony Scales**  
2,475 Career Yards



**Marcus Mines**  
2,430 Career Yards



**Kim Glidewell**  
2,168 Career Yards




**Andre Gibson**  
2,097 Career Yards

INTRO  
THIS IS VMI  
PREVIEW  
COACHES  
PLAYER BIOS  
OPPOSITION  
STAFF  
RECORDS  
MEDIA

# Passing

INTRO  
THIS IS VMI  
PREVIEW  
COACHES  
PLAYER BIOS  
OPPOSITION  
STAFF  
RECORDS  
MEDIA



Joey Gibson (1999-2002) is VMI's career leader in passing yards with 5,607, just four yards ahead of Dave Brown (1985-88).

## Career Leaders

Most Passing Yards		Pass Efficiency	
Joey Gibson	5,607	Howard Dyer	139.74
Dave Brown	5,603	(149/286, 2453 yds., 22 TD, 14 int.)	1958-60
Jonathan Wilson	5,096	Dave Brown	117.18
Al Comer	4,050	(416/780, 5603 yds., 28 TD, 44 int.)	1985-88
Al Lester	3,717	Hill Ellett	102.54
Tom Schultze	3,128	(219/460, 2771 yds., 23 TD, 28 int.)	1964-66
1972-73			
Most Completions		Most Touchdown Passes	
Joey Gibson	465	Joey Gibson	38
Jonathan Wilson	419	Dave Brown	28
Dave Brown	416	Jonathan Wilson	28
Al Comer	337	Hill Ellett	23
Al Lester	336	Howard Dyer	22
Tom Schultze	236		1958-60
1972-73			
Most Attempts		Most 200 Yard Passing Games	
Joey Gibson	908	Joey Gibson	13
Dave Brown	780	Jonathan Wilson	12
Al Lester	746	Dave Brown	8
Jonathan Wilson	721	Tom Schultze	6
Al Comer	694		1972-73
Murphy Sprinkel	560		
1968-70			
Highest Completion Percentage		Most Interceptions Thrown	
Jonathan Wilson	58.1%	Dave Brown	44
Dave Brown	53.3%	Tom Schultze	43
Howard Dyer	52.1%	Al Comer	39
Joey Gibson	51.2%	Murphy Sprinkel	37
	1999-2002	Robby Clark	36
		Al Lester	36
			1994-97

## Single-Season Leaders

### Individual

#### Highest Pass Efficiency

Howard Dyer	175.20	1959
(55/105, 1,072 yds, 13 TD, 2 int)		
Dave Brown	133.28	1986
(106/209, 1,995 yds, 10 TD, 14 int)		
Kirk Montealeone	123.64	2004
(76/120, 808 yds, 5 TD, 6 int)		
Howard Dyer	115.49	1960
(87/168, 1,222 yds, 8 TD, 11 int)		

#### Most Passes Attempted

Al Comer	348	1985
Joey Gibson	348	2002
Dave Brown	329	1988
Jonathan Wilson	296	2003
Jonathan Wilson	295	2005
Murphy Sprinkel	287	1969
Joey Gibson	276	2001

#### Most Passes Completed

Al Comer	185	1985
Jonathan Wilson	184	2005
Joey Gibson	181	2002
Dave Brown	178	1988
Jonathan Wilson	168	2003
Joey Gibson	144	2001

#### Most Yards Gained Passing

Al Comer	2,380	1985
Joey Gibson	2,328	2002
Jonathan Wilson	2,260	2003
Dave Brown	2,141	1988
Dave Brown	1,995	1986

#### Most TD Passes Thrown

Joey Gibson	17	2002
Dave Brown	13	1988
Howard Dyer	13	1959
Jonathan Wilson	12	2003
Hill Ellett	11	1966

#### Most TD Passes Caught

Mark Stock	9	1988
Carl Rhodes	9	1965
Dick Evans	9	1959
Mark Stock	8	1986

#### Best Pass Completion %

Kirk Montealeone	63.3%	(76-120)	2004
Jonathan Wilson	62.4%	(184-295)	2005
Jonathan Wilson	56.8%	(168-296)	2003
Dave Brown	55.3%	(126-228)	1987
Kyle Hughes	54.9%	(28-51)	2006
Dave Brown	54.1%	(178-329)	1989
Al Comer	53.2%	(185-348)	1985
Mark Lambert	53.2%	(100-188)	1975
Howard Dyer	52.4%	(55-105)	1959

#### Most 200 Yard Passing Games

Joey Gibson	7	2002
Jonathan Wilson	6	2003
Al Comer	5	1985
Jonathan Wilson	4	2005
Tom Schultze	4	1972
Dave Brown	4	1988

### Team

Most Passes Attempted	426	2001
Fewest Passes Attempted	86	2008
Most Passes Completed	226	2001
Fewest Passes Completed	27	1955
Most Touchdown Passes	17	1959 & 2002
Fewest Touchdown Passes	0	1989
Most Yards Gained Passing	2,572	1985
Fewest Yards Gained Passing	438	1955



### 1,000 Yard-Club

	YEAR	COMP - ATT	YARDS
Al Comer	1985	185 - 348	2,380
Joey Gibson	2002	181 - 348	2,328
Jonathan Wilson	2003	168 - 296	2,260
Dave Brown	1988	178 - 329	2,141
Dave Brown	1986	106 - 209	1,995
Jonathan Wilson	2005	184 - 295	1,861
Tommy Schultze	1972	120 - 242	1,728
Joey Gibson	2001	144 - 276	1,572
Kelly Raber	1981	110 - 215	1,450
Joey Gibson	2000	120 - 236	1,439
Tommy Schultze	1973	116 - 242	1,400
Dave Brown	1987	126 - 228	1,368
Tony Scales	1992	69 - 153	1,312
Hill Ellett	1966	105 - 205	1,281
Kelly Raber	1982	115 - 231	1,256
Hill Ellett	1965	98 - 210	1,254
Howard Dyer	1960	87 - 168	1,222
Dan Fritz	1980	83 - 186	1,202
Mark Lambert	1975	100 - 188	1,176
Murphy Sprinkel	1968	81 - 222	1,163
Al Lester	1995	100 - 207	1,159
Al Lester	1994	96 - 224	1,107
Al Comer	1983	97 - 214	1,109
Kyle Hughes	2007	58 - 113	1,097
Howard Dyer	1959	55 - 105	1,072
Murphy Sprinkel	1969	95 - 287	1,004

### Year-By-Year Leaders

YEAR	PLAYER	COMP - ATT	YARDS
1953	David Woolwine	32 - 78	440
1954	David Woolwine	35 - 105	530
1955	Bill Nebraska	14 - 49	216
1956	Duke Johnston	41 - 101	653
1957	Duke Johnston	37 - 90	520
1958	Bill Nebraska	26 - 67	497
1959	Howard Dyer	55 - 105	1,072
1960	Howard Dyer	87 - 168	1,222
1961	Bobby Mitchell	69 - 162	949
1962	Mark Mulrooney	24 - 68	263
1963	Butch Nunnally	53 - 124	744
1964	Charlie Sneed	65 - 133	899
1965	Hill Ellett	92 - 210	1,254
1966	Hill Ellett	105 - 205	1,281
1967	Russ Quay	75 - 151	912
1968	Murphy Sprinkel	81 - 222	1,163
1969	Murphy Sprinkel	95 - 187	1,004
1970	Gary Shope	38 - 114	462
1971	Vern Beitzel	77 - 204	934
1972	Tommy Schultze	120 - 242	1,728
1973	Tommy Schultze	116 - 242	1,400
1974	Tony Farry	51 - 117	609
1975	Mark Lambert	100 - 188	1,176
1976	Robby Clark	40 - 96	516
1977	Robby Clark	54 - 105	867
1978	Robby Clark	70 - 173	872
1979	John Bangley	62 - 122	791
1980	Dan Fritz	83 - 186	1,202
1981	Kelly Raber	110 - 215	1,450
1982	Kelly Raber	115 - 231	1,256
1983	Al Comer	97 - 214	1,109
1984	Jim Daly	60 - 124	614
1985	Al Comer	185 - 348	2,380
1986	Dave Brown	106 - 209	1,995
1987	Dave Brown	126 - 228	1,368
1988	Dave Brown	178 - 329	2,141
1989	Tony Scales	16 - 43	337
1990	Tony Scales	39 - 93	751
1991	Tony Scales	30 - 82	613
1992	Tony Scales	69 - 153	1,312
1993	Spike Johnson	29 - 74	377
1994	Al Lester	96 - 224	1,107
1995	Al Lester	100 - 207	1,159
1996	Al Lester	77 - 146	765
1997	Al Lester	63 - 159	686
1998	Aaron Mitchell	53 - 102	916
1999	Joey Gibson	20 - 48	268
2000	Joey Gibson	120 - 236	1,439
2001	Joey Gibson	144 - 276	1,572
2002	Joey Gibson	181 - 348	2,328
2003	Jonathan Wilson	108 - 296	2,260
2004	Kirk Monteleone	76 - 120	808
2005	Jonathan Wilson	184 - 295	1,861
2006	Jonathan Wilson	45 - 92	759
2007	Kyle Hughes	58 - 113	1,097
2008	Kyle Hughes	21 - 52	478

### Single-Game Leaders

#### Individual

**Highest Pass Efficiency (10-19 atts.)**  
 Tony Scales .....404.79 .....William & Mary, 1990  
 (9/12, 314 yds., 4TDs, 0 int)

**Highest Pass Efficiency (20-29 atts.)**  
 Dave Brown .....230.40 .....The Citadel, 1986  
 (8/20, 320 yds., 4 TDs, 1 int)

**Highest Pass Efficiency (30+ atts.)**  
 Hill Ellett .....191.93 .....Virginia, 1966  
 (22/32, 274 yds., 4 TDs, 0 int)

#### Most Passes Completed

Kirk Monteleone	27	Liberty, 2004
Jonathan Wilson	26	Wofford, 2005
Joey Gibson	26	East Tennessee State, 2001
Dave Brown	26	Marshall, 1988
Joey Gibson	25	Samford, 2001
Jonathan Wilson	24	Gardner-Webb, 2005
Robbie Chenault	24	Furman, 1997
Joey Gibson	24	Wofford, 2001
Al Comer	23	James Madison, 1985

#### Most Passes Attempted

Joey Gibson	57	East Tennessee State, 2001
Dave Brown	55	Marshall, 1988
Murphy Sprinkel	49	Boston College, 1968
Joey Gibson	45	Wofford, 2001
Robbie Chenault	43	Furman, 1997
Kirk Monteleone	41	Liberty, 2004
Joey Gibson	41	Western Carolina, 2002

#### Highest Completion Percentage (At least 10 atts.)

Mark Lambert .....90.0% (9-10) .....Virginia, 1975

**Highest Completion Percentage (11-19 atts.)**  
 Jonathan Wilson .....83.3% (15-18) .....Davidson, 2005

**Highest Completion Percentage (20-29 atts.)**  
 Al Comer .....72.7% (16-22) .....East Tennessee State, 1983

**Highest Completion Percentage (30+ atts.)**  
 Jonathan Wilson .....70.6% (24-34) .....Gardner-Webb, 2005

#### Most Yards Gained Passing

Dave Brown	422	Appalachian State, 1986
Dave Brown	390	East Tennessee State, 1986
Bobby Mitchell	349	Buffalo, 1961
Joey Gibson	346	The Citadel, 2000

#### Most Interceptions Thrown

Tom Schultze	6	Navy, 1973
Murphy Sprinkel	6	Boston College, 1968

#### Most Touchdown Passes Thrown

Bobby Mitchell	5	Buffalo, 1961
Jonathan Wilson	4	Gardner-Webb, 2005
Joey Gibson	4	The Citadel, 2000
Tony Scales	4	William & Mary, 1990
Dave Brown	4	The Citadel, 1986
Hill Ellett	4	Virginia, 1966

#### Team

**Most Passes Attempted** .....58 .....Wofford, 2001

**Fewest Passes Attempted** .....2 .....The Citadel, 1955 & 1999

**Most Passes Completed** .....28 .....vs. Wofford, 2001

**Fewest Passes Completed** .....0 .....The Citadel, 1999

.....0 .....Marshall, 1989

.....0 .....Boston College, 1954

.....0 .....The Citadel, 1953

**Most Net Yards Passing** .....422 .....Appalachian State, 1986

**Fewest Net Yards Passing** .....-1 .....Richmond, 2006

**Most Touchdown Passes** .....5 .....Boston College, 1968

**Most Passes Had Intercepted** .....6 .....Buffalo, 1961

- INTRO
- THIS IS VMI
- PREVIEW
- COACHES
- PLAYER BIOS
- OPPOSITION
- STAFF
- RECORDS
- MEDIA

# Receiving



**Mark Stock (1985-88)** still holds the school's single-game, single-season and career receiving yards records and had 17 career 100-yard receiving games.

## Career Leaders

### Most Receptions

Mark Stock	165	1985-88
Zohn Burden	162	2002-05
Ronnie Moore	153	1972-75
Gary Price	117	2002-05
James Wright	114	1984-87
Steve Panchan	111	1982-85
T.J. Snelling	105	2000-03
Pedro Garcia	98	1998-99,01-02

### Most Receiving Yards

Mark Stock	3,091	1985-88
Ronnie Moore	2,297	1972-75
Zohn Burden	2,111	2002-05
Dan Lyle	1,794	1989-92
James Wright	1,507	1984-87
Teray Frost	1,477	1997-2000
Pedro Garcia	1,373	1998-99,01-02

### Most Touchdown Receptions

Mark Stock	20	1985-88
Zohn Burden	13	2002-05
Teray Frost	13	1997-2000
Ronnie Moore	12	1972-75

### Most Consecutive Games With A Reception

Zohn Burden	34	2002-05
Gary Price	34	2002-05
Kevin Solomon	23	1999-2002
Mark Stock	22	1985-88
Ronnie Moore	22	1972-73
Johnny Garnett	18	1976-77

### Most 100-Yard Receiving Games

Mark Stock	17	1985-88
Zohn Burden	5	2002-05
Ronnie Moore	4	1972-75
Dan Lyle	3	1989-92
Keith Washington	3	1983-86
Teray Frost	3	1997-00

### Two Players Each 100 Yards Receiving

Frank Easterly (118), Jimmy Burg (112)	Davidson, 1967
James Wright (154), Mark Stock (109)	1990
Carl Rhodes (518), Mark Stock (159), Keith Washington (122)	Marshall, 1985
Mark Stock (159), Keith Washington (122)	The Citadel, 1986

## Single-Season Leaders

### Most Receptions

Mark Stock	74	1988
Zohn Burden	58	2005
Zohn Burden	57	2004
Tom Radle	54	1982
Pedro Garcia	48	2001
Ronnie Moore	47	1975
Ronnie Moore	46	1973
Pedro Garcia	46	2002

### Most TD Receptions

Mark Stock	9	1988
Carl Rhodes	9	1965
Dick Evans	9	1959
Mark Stock	8	1986

### Most 100 Yards Receiving Games

Mark Stock	8	1988
Mark Stock	5	1986
Mark Stock	3	1985

## 500-Yard Club

YEAR	REC	YARDS
Mark Stock	74	1,161
Mark Stock	45	1,123
Pedro Garcia	46	803
Zohn Burden	58	742
Dick Evans	35	698
Ronnie Moore	46	676
Ronnie Moore	40	673
Ronnie Moore	47	662
Teray Frost	37	654
Dan Lyle	29	631
Teray Frost	41	621
Mark Stock	31	605
Jeff Hubbard	40	603
Zohn Burden	36	599
Tom Radle	54	598
Zohn Burden	57	595
James Wright	37	566
Pedro Garcia	48	540
Dan Lyle	23	520
Carl Rhodes	32	518
Frank Easterly	36	508
Frank Easterly	43	506

## Single-Game Leaders

### Most Receptions

Jeff Hubbard	13	Furman, 1995
Zohn Burden	10	Ohio, 2004 & Liberty, 2004
John Puvogel	10	Samford, 2001
Teray Frost	10	Morehead State, 1998
Tom Radle	10	Virginia, 1982
Frank Easterly	10	Boston College, 1967

### Most Receiving Yards

Mark Stock	263	East Tennessee State, 1986
Mark Stock	220	Appalachian State, 1986
Tim Maypray	209	Charleston Southern, 2007
Teray Frost	193	Morehead State, 1998
Jeff Hubbard	183	Furman, 1995
Mark Stock	159	The Citadel, 1986
Dan Lyle	154	William & Mary, 1990
James Wright	154	Marshall, 1985
Zohn Burden	153	Gardner-Webb, 2005

## Year-By-Year Leaders

YEAR	PLAYER	REC	YARDS
1953	Charlie Boyd	12	127
1954	Tom Dooley	11	229
1955	Dale Vaughn	6	92
1956	Bobby Jordan	14	249
1957	Bobby Jordan	19	317
1958	Carl Kasko	12	220
1959	Dick Evans	35	698
1960	Stinson Jones	26	394
1961	Kenny Reeder	26	323
1962	Kenny Reeder	12	159
1963	Joe Bush	20	333
1964	Joe Bush	18	232
1965	Carl Rhodes	32	518
1966	Bill McGowan	23	235
1967	Frank Easterly	43	506
1968	Frank Easterly	36	508
1969	Colby Trammell	29	324
1970	Steve Conlan	26	291
1971	Don Reisch	18	183
1972	Ronnie Moore	40	673
1973	Ronnie Moore	46	676
1974	Allen Morgan	21	308
1975	Ronnie Moore	47	662
1976	Johnny Garnett	23	329
1977	Johnny Garnett	23	371
1978	Robert Savage	22	358
1979	Brian Quisenberry	23	265
1980	Brian Quisenberry	16	238
1981	Teddy Gottwald	25	385
1982	Tom Radle	54	598
1983	Steve Panchan	33	334
1984	Steve Panchan	38	475
1985	Mark Stock	31	605
1986	Mark Stock	45	1,123
1987	James Wright	37	566
1988	Mark Stock	74	1,161
1989	Mark Rumph	16	276
1990	Dan Lyle	23	520
1991	Dan Lyle	16	424
1992	Dan Lyle	29	631
1993	Marlon Anderson	21	287
1994	Timmy Williams	23	476
1995	Jeff Hubbard	40	603
1996	Ed Pearson	22	262
1997	Richard Holland	37	464
1998	Teray Frost	37	654
1999	Aaron Yarbough	11	153
2000	Teray Frost	41	621
2001	Pedro Garcia	48	540
2002	Pedro Garcia	46	803
2003	Zohn Burden	36	599
2004	Zohn Burden	57	595
2005	Zohn Burden	58	742
2006	Willie Bell	17	340
2007	Tim Maypray	31	615
2008	Zach Collins	6	231



# Total Offense



*Tony Scales (1989-92) ranks as VMI's career total offense leader with 5,488 yards, just 11 ahead of Thomas Haskins.*

## Single-Game Leaders

### Individual

#### Most Yards Total Offense

Dave Brown	400	Appalachian State, 1986
Dave Brown	399	East Tennessee State, 1986
Al Comer	365	Marshall, 1985
Bobby Mitchell	344	Buffalo, 1961
Tony Scales	339	William & Mary, 1990

#### Most Total Offensive Plays

Dave Brown	64	Marshall, 1988
Joey Gibson	61	East Tennessee State, 2001
Murphy Sprinkel	59	Boston College, 1968
Al Comer	54	James Madison, 1985
Al Comer	53	William & Mary, 1985

#### Players With 100 Yards Rushing & Passing In A Game

Kyle Hughes (136 pass, 108 rush)	Robert Morris, 2007
Tony Scales (161 rush, 100 pass)	Western Carolina, 1991

### Team

<b>Most Total Plays</b>	95	Gardner-Webb, 2007
	95	James Madison, 1990
	95	East Tennessee State, 1990
<b>Fewest Total Plays</b>	43	Richmond, 1961
<b>Most Total Offense</b>	664	West Virginia Tech, 1992
<b>Least Total Offense</b>	61	Villanova, 1962
<b>Most Total First Downs</b>	34	West Virginia Tech, 1990
<b>Fewest Total First Downs</b>	2	Villanova, 1962
<b>Most First Downs (Rush)</b>	26	West Virginia Tech, 1990
<b>Fewest First Downs (Rush)</b>	1	Villanova & Virginia, 1962
		UT-Chattanooga, 1985
<b>Most First Downs (Pass)</b>	16	Appalachian State, 1988
<b>Fewest First Downs (Pass)</b>	0	Nine Times, (Last Time-Stony Brook, 2008)

INTRO  
THIS IS VMI  
PREVIEW  
COACHES  
PLAYER BIOS  
OPPOSITION  
STAFF  
RECORDS  
MEDIA

## Career Leaders

### Most Total Yards Gained

Tony Scales	5,488	1989-92
Thomas Haskins	5,477	1993-96
Dave Brown	5,205	1985-88
Al Lester	4,212	1994-97
Al Comer	4,130	1982-85

### Most Total Plays

Dave Brown	1,072	1985-88
Al Lester	1,061	1994-97
Tony Scales	932	1989-92
Al Comer	919	1982-85
Thomas Haskins	911	1993-96
Floyd Allen	860	1978-81

## Single-Season Leaders

### Individual

#### Most Total Plays

Al Comer	460	1985
Joey Gibson	455	2002
Dave Brown	416	1988

#### Most Total Yards Gained

Joey Gibson	2,597	2002
Al Comer	2,424	1985
Jonathan Wilson	2,276	2003
Dave Brown	1,971	1988

### Team

<b>Most Total Plays</b>	869	2002
<b>Most Total Yards</b>	4,785	2008
<b>Fewest Total Yards</b>	1,813	1969

## 1,000-Yard Club

PLAYER	YEAR	RUSH-YDS	COMP-ATT	YARDS	-----PASSES----		
					TOTAL PLAYS	TOTAL YARDS	YARDS PER GAME
QB Al Comer	1985	112-44	185-348	2,380	460	2,424	220.4
QB Joey Gibson	2002	107-269	181-348	2,328	455	2,597	216.4
QB Joey Gibson	2001	49-47	144-276	1,572	325	1,619	202.4
QB Dave Brown	1986	99-96	106-209	1,995	308	1,899	189.9
QB Jonathan Wilson	2003	71-16	168-296	2,260	367	2,276	189.7
QB Dave Brown	1988	87-(170)	178-329	2,141	416	1,971	183.7
QB Joey Gibson	2000	61-(36)	120-236	1,439	297	1,403	175.4
QB Tony Scales	1992	147-1,312	69-153	1,312	300	1,889	171.7
QB Jonathan Wilson	2005	91-6	184-295	1,861	386	1,867	169.7
TB Thomas Haskins	1996	292-1,698	2-6	60	292	1,758	159.8
QB Tony Scales	1991	185-1,105	30-82	613	267	1,718	156.2
QB Kelly Raber	1981	79-39	110-215	1,450	294	1,489	148.9
QB Howard Dyer	1960	92-256	87-168	1,222	260	1,478	147.8
TB Thomas Haskins	1995	248-1,548	0-2	0	250	1,548	140.7
QB Tim Maypray	2008	195-1,406	9-19	255	214	1,521	138.3
TB Thomas Haskins	1994	258-1,509	0-1	0	259	1,509	137.2
QB Kelly Raber	1982	93-170	115-231	1,256	324	1,426	129.6
QB Tom Schultze	1972	89-(360)	120-242	1,728	331	1,360	123.6
QB Al Lester	1995	108-199	100-207	1,159	315	1,358	123.5
QB Hill Ellett	1965	77-(36)	98-210	1,254	287	1,218	121.8
QB Hill Ellett	1966	60-(84)	105-205	1,281	265	1,197	119.7
QB Howard Dyer	1959	56-110	55-105	1,072	161	1,182	118.2
QB Dave Brown	1987	96-(73)	126-228	1,368	324	1,295	117.7
QB Tony Scales	1990	134-544	39-93	751	227	1,295	117.7
TB Floyd Allen	1980	291-1,276	0-0	0	291	1,276	116.0
TB Floyd Allen	1979	265-1,249	0-0	0	265	1,249	113.5
TB Andre Gibson	1977	256-1,218	2-5	25	261	1,243	113.0
QB Tom Schultze	1973	65-(158)	116-242	1,400	307	1,242	112.9
QB Russ Quay	1967	106-196	72-151	912	178	1,108	110.8
QB Al Comer	1983	61-6	97-214	1,109	275	1,115	101.4
QB Mark Lambert	1975	46-(64)	100-188	1,176	234	1,112	101.1
QB Murphy Sprinkel	1968	93-(157)	81-222	1,163	315	1,006	100.6
TB Ronnie Norman	1974	205-1,045	0-0	0	205	1,045	96.4
QB Al Lester	1994	51-(77)	96-224	1,107	275	1,030	93.6
TB Sean Mizzer	2006	209-1,022	0-0	0	209	1,022	92.9
QB Dan Fritz	1980	68-(188)	83-186	1,202	254	1,014	92.2
QB Aaron Mitchell	1998	160-85	53-102	916	262	1,001	91.0

# All-Purpose/Longest Plays

INTRO  
THIS IS VMI  
PREVIEW  
COACHES  
PLAYER BIOS  
OPPOSITION  
STAFF  
RECORDS  
MEDIA



*Tim Maypray broke the single-game all-purpose yards mark by totaling 346 yards against Charleston Southern in 2007.*

## Single-Season Leaders

### All Purpose Yards

Thomas Haskins	2,134	1995
Thomas Haskins	2,092	1996
Mark Stock	2,011	1988
Thomas Haskins	2,005	1994
Tim Maypray	1,976	2007
Sean Mizzer	1,509	2003
Sean Mizzer	1,480	2004
Floyd Allen	1,451	1979

## Single-Game Leaders

### All-Purpose Yards

Tim Maypray	346	Charleston Southern, 2007
<b>Tim Maypray</b>	<b>332</b>	<b>Presbyterian, 2008</b>
Thomas Haskins	328	Richmond, 1994
Thomas Haskins	326	The Citadel, 1994
Thomas Haskins	325	The Citadel, 1996
Thomas Haskins	309	UT-Chattanooga, 1995
Thomas Haskins	303	Liberty, 1995
Mark Stock	296	East Tennessee State, 1986
Thomas Haskins	292	The Citadel, 1993

### Players With 100 Yards Rushing & Receiving In A Game

Sean Mizzer (106 rushing, 104 receiving)	Western Carolina, 2002
--	------------------------

## Career Leaders

### Most All-Purpose Yardage

Thomas Haskins	7,405	1993-96
Sean Mizzer	5,310	2002-06
Ronnie Moore	4,652	1972-75
Mark Stock	4,366	1985-88
<b>Tim Maypray</b>	<b>4,279</b>	<b>2006-Pres.</b>
Floyd Allen	4,131	1978-81
James Wright	3,248	1984-87
Teray Frost	3,204	1999-2000

### Most Attempts

Thomas Haskins	1,022	1993-96
Floyd Allen	911	1978-81
Sean Mizzer	869	2002-06
Kim Glidewell	646	1973-76

## Longest Plays

### Longest Run From Scrimmage

Granville Amos	98	William & Mary, 1964
Marcus Mines	85	West Virginia Tech, 1992
Andre Gibson	85	Furman, 1976
Michael Rainey-Wiles	83	Lock Haven, 2007
Johnny Mapp	83	Catawba, 1953
Mike Patterson	81	Virginia, 1964
Thomas Haskins	80	UT-Chattanooga, 1995
Pete Mazik	80	Virginia Tech, 1962

### Longest Pass Play

Brown-Stock	93	Appalachian State, 1986
<b>Hughes-Collins</b>	<b>90</b>	<b>Coastal Carolina, 2008</b>
Hughes-Maypray	87	Charleston Southern, 2007
Brown-Stock	85	East Tennessee State, 1986
Johnston-Jordan	85	Lehigh, 1956
Clark-Garnett	84	Furman, 1977
Clark-Garnett	78	Virginia, 1977

### Longest Interception Return

Andy Tucker	100	Richmond, 1961
Robert Mason	90	Lehigh, 2005
Vern Keefer	86	Davidson, 1958
Kerr Kump	80	Boston College, 1967
Justin Huggard	70	Charleston Southern, 2003
Mike Mayo	69	The Citadel, 1986

### Longest Kickoff Return

Richard Holland	100	Furman, 2000
Tim Maypray	99	The Citadel, 2007
Pete Johnson	97	Villanova, 1958
Sam Woolwine	93	Richmond, 1956
John Traynham	90	Marshall, 1961
Ronnie Moore	89	Davidson, 1975

### Longest Field Goal

Matt Maxey	57	Georgia Southern, 2000
Barrett Way	53	Liberty, 2004
Matt Sharpe	53	Coastal Carolina, 2003
Lee Wimbish	52	Richmond, 1980
Barrett Way	51	Gardner-Webb, 2005
Mike Harris	51	Richmond, 1997
Craig Jones	50	William & Mary, 1977
Mike Harris	49	Marshall, 1996
Wade Hawkins	49	UT-Chattanooga, 1989
Jim Wall	49	Richmond, 1986
Craig Jones	49	ECU, 1978

### Longest Punt Return

Chris Witts	87	Davidson, 1989
Kerr Kump	84	William & Mary, 1968
Robert Savage	70	Lehigh, 1978
Gary McNeal	70	William & Mary, 1976
Ronnie Moore	66	Davidson, 1974

### Longest Punt

Brent Barth	73	Appalachian State, 2000
Brent Barth	70	Appalachian State, 2001
Sam Horner	68	Villanova, 1958
Brent Barth	67	Duquesne, 2001
Butch Nunnally	67	Iowa State, 1963
Sam Horner	66	Virginia Tech, 1959

# Returns/Punting



Ronnie Moore (1972-75) amassed the most punt return yards in school history.

## Career Return Leaders

### Most Kickoff Returns

James Wright.....	82	1984-87
Ronnie Moore.....	76	1972-75
Thomas Haskins.....	73	1993-96
Titus Green.....	67	2001,03,05

### Most Punt Returns

Ronnie Moore.....	65	1972-75
Mark Stock.....	63	1985-88
Gary McNeal.....	56	1975-78

### Most Punt Return Yardage

Ronnie Moore.....	741	1972-75
Mark Stock.....	530	1985-88
Gary McNeal.....	518	1975-78

### Most Interception Return Yards Gained

Kerr Kump.....	261	1966-68
Stinson Jones.....	205	1958-61
Mike Mayo.....	205	1984-87

### Most Interception Return Touchdowns

Stinson Jones.....	2	1958-61
--------------------	---	---------

## Single-Season Return Leaders

### Individual

#### Most Yardage, Kickoff Returns

Tim Maypray.....	889	2007
Rajah Jenkins.....	763	2008
Kevin Solomon.....	750	2002
Titus Green.....	634	2001
Richard Holland.....	628	2000
Bryant McMillian.....	559	1991
Thomas Haskins.....	553	1995
Titus Green.....	539	2005
Thomas Haskins.....	532	1993

#### Most Yardage Punt Returns

Eddie Willis.....	349	1965
Kerr Kump.....	327	1968
Mark Stock.....	260	1988

#### Most Yardage, Interception Returns

Kerr Kump.....	160	1967
Stinson Jones.....	127	1961
Andy Tucker.....	122	1961
Kerr Kump.....	101	1968

### Team

Most Yards, Interception Returns.....	334	1961
---------------------------------------	-----	------

## Single-Season Punting Leaders

### Individual

#### Most Punts

Jim Bailey.....	101	1969
Jim Bailey.....	93	1970
Jim Bailey.....	82	1971

#### Best Punting Average

Sam Horner.....	42.6	1958
Bobby Jordan.....	42.4	1955
Bobby Jordan.....	42.0	1957



Brent Barth (1999-02) averaged over 42 yards per punt in his career, the best-ever by a Keydet punter.

## Career Punting Leaders

### Most Punts

Jim Bailey.....	276	1969-71
Brent Barth.....	272	1999-2002
Adam Peters.....	221	2003-06
Brian Southard.....	216	1989-92

### Highest Average (min. 60 punts)

Brent Barth.....	42.1	1999-2002 (272 punts for 11,438 yards)
Sam Horner.....	41.8	1956-59 (65 punts for 2,718 yards)

### Most Yards

Brent Barth.....	11,438	1999-2002
Jim Bailey.....	10,127	1969-71
Adam Peters.....	8,700	2003-06
Brian Southard.....	7,823	1989-92

## Single-Game Return Leaders

### Most Kickoff Return Yards

Titus Green.....	207	Furman, 2001
------------------	-----	--------------

### Most Punt Return Yards

Ronnie Moore.....	169	Davidson, 1974
-------------------	-----	----------------

### Most Yards Gained on Interception Returns

Andy Tucker.....	100	Richmond, 1961
------------------	-----	----------------

## Single-Game Punting Leaders

### Individual

#### Most Punts

Jim Bailey.....	13	West Virginia, 1969
-----------------	----	---------------------

#### Most Total Yards Punting

Jim Bailey.....	472	West Virginia, 1969
-----------------	-----	---------------------

### Team

Most Punts.....	13	West Virginia, 1969
-----------------	----	---------------------

Most Total Yards Punting.....	472	West Virginia, 1969
-------------------------------	-----	---------------------

INTRO

THIS IS VMI

PREVIEW

COACHES

PLAYER BIOS

OPPOSITION


STAFF

RECORDS

MEDIA

# Defense


INTRO  
THIS IS VMI  
PREVIEW  
COACHES  
PLAYER BIOS  
OPPOSITION  
STAFF  
RECORDS  
MEDIA



*John Willison (1973-76) makes one of his school-record 257 career solo tackles.*

## Career Leaders

Interceptions		Total Tackles			
Mike Mayo	15	1984-87	Mike Rogers	457	1994-97
Stinson Jones	14	1958-61	John Willison	456	1973-76
Musa Sarki	12	2000-03	Melvin Rucker	399	1979-82
Steve Umberger	12	1980-82	Robert Mason	371	2002-05
Kerr Kump	12	1966-68	Glen Jones	367	1974-77
Frank Ladson	11	1982-83	Derik Screen	357	2000-03
Chris Clark	10	1984-87	Andre Curtis	354	1995-98
<b>Solo Tackles</b>		Camillus Musselman		352	1990-93
John Willison	257	1973-76	Chris Walsh	349	1999-2002
Glen Jones	243	1974-77	Todd Baldwin	346	2002-05
Camillus Musselman	220	1990-93			
Mike Rogers	207	1994-97			
Melvin Rucker	203	1979-82			
Walt Bellamy	188	1977-79			
Wayne Purcell	188	1987-90			
Robert Mason	183	2002-05			
Mike Mayo	166	1984-87			



*Melvin Rucker (1979-82) made 158 tackles in 1981, a mark that still stands atop the single-season recordbook.*

## Single-Game Leaders

**Solo Tackles (First Hits)**

John Willison	16	William & Mary, 1976
Walt Bellamy	16	Virginia, 1979
Glen Ralston	15	Appalachian State, 1984
Bruce Kitchen	15	Virginia Tech, 1979
Frank Ladson	15	Richmond, 1983

**Total Tackles**

Glen Ralston	25	Western Carolina, 1984
Mike Mayo	24	Richmond, 1985
Glen Ralston	23	Appalachian State, 1984
Mike Rogers	22	William & Mary, 1996
Mike Rogers	21	ETSU, 1996
Matt Kluk	20	Georgia Southern, 1999
Anthony McIntosh	20	The Citadel, 1988

**Most Pass Interceptions**

Christian Kelly	3	Charleston Southern, 2006
Gene Williams	3	The Citadel, 1973
John Landry	3	Virginia, 1972
Stinson Jones	3	Villanova, 1961

**Most Fumbles Recovered**

Mike Kemp	3	East Tennessee State, 1989
-----------	---	----------------------------

## Single-Season Leaders

**Solo Tackles**

Camillus Musselman	91	1992
Cornell Lewis	89	1996
Andy Titone	88	1986
Melvin Rucker	88	1981
Dan Young	86	1987
Glen Ralston	86	1984
Anthony McIntosh	81	1988
John Willison	79	1976

**Total Tackles**

Melvin Rucker	158	1981
Mike Rogers	156	1996
Mike Rogers	151	1997
Derik Screen	144	2003
Glen Ralston	144	1984
Melvin Rucker	141	1980
Justin Huggard	136	2005
Camillus Musselman	130	1991
Anthony McIntosh	128	1988
Dan Young	128	1987

**Interceptions**

Mike Mayo	7	1985
Frank Ladson	7	1982
Steve Umberger	7	1982
Kerr Kump	7	1967

**Fumbles Recovered**

Mark Weiss	7	1970
------------	---	------



### Single-Game Team Superlatives

<b>Most Interceptions</b> .....6.....Virginia Tech, 1959
<b>Most Fumbles Recovered</b> .....6.....East Tennessee State, 1994
.....6.....West Virginia, 1969
<b>Fewest Yards Penalized</b> .....0.....Richmond, 1973
.....0.....Boston College, 1968
.....0.....Army, 1956
<b>Fewest First Downs Allowed</b> .....4.....Virginia Tech '61, Furman '70
<b>Most First Downs Allowed</b> .....36.....William & Mary '91, '93
<b>Fewest Rushing Yards Allowed</b> .....4.....Saint Francis, 2008
<b>Most Rushing Yards Allowed</b> .....558.....Georgia Tech, 1975
<b>Fewest Passing Yards Allowed</b> .....-16.....Richmond, 1957*
<b>Most Passing Yards Allowed</b> .....642.....Marshall, 1991
<b>Most Total Offense Allowed</b> .....789.....Marshall, 1991
<b>Least Total Offense Allowed</b> .....42.....Davidson, 1975
<b>Most Total Offensive Plays Allowed</b> .....99.....Gardner-Webb, 2005
<b>Fewest Offensive Plays Allowed</b> .....41.....Virginia Tech, 1961
.....41.....Florida State, 1954
<b>Fewest Rushing Attempts Allowed</b> .....20.....West Virginia Tech, 1990
.....20.....Davidson, 1973
<b>Most Rushing Attempts Allowed</b> .....82.....Georgia Tech, 1975
<b>Fewest Passing Attempts Allowed</b> .....0.....Virginia Tech, 1976
<b>Most Passing Attempts Allowed</b> .....60.....Davidson, 2006
<b>Most Points Allowed</b> .....73.....Liberty, 2007
<b>Most Touchdowns Allowed</b> .....10.....Liberty, 2007
.....10.....The Citadel, 2007
.....10.....Virginia Tech, 1966
.....10.....Cincinnati, 1953
<b>Most Rushing Touchdowns allowed</b> .....8.....Furman, 1999
<b>Most Passing Touchdowns allowed</b> .....6.....Marshall, 1991
<b>Most Defensive Extra Points</b> .....2.....Davidson, 1989

\*- NCAA Record

### Single-Season Team Superlatives

<b>Most Points Allowed</b> .....468.....1998
<b>Fewest Points Allowed</b> .....93.....1959
<b>Most First Downs Allowed</b> .....268.....2000
<b>Fewest First Downs Allowed</b> .....126.....1958 & 1963
<b>Most Pass Completions Allowed</b> .....200.....2008
<b>Fewest Pass Completions Allowed</b> .....40.....1975
<b>Most Pass Attempts Allowed</b> .....338.....2002
<b>Fewest Pass Attempts Allowed</b> .....106.....1954
<b>Most Interceptions</b> .....28.....1959
<b>Most TDs Via Interceptions</b> .....4.....1961
<b>Fewest Interceptions</b> .....4.....1964 & 1997
<b>Most Rushing Yards Allowed</b> .....3,231.....1998
<b>Fewest Rushing Yards Allowed</b> .....1,313.....1954
<b>Most Rushing Attempts Allowed</b> .....643.....1974
<b>Fewest Rushing Attempts Allowed</b> .....288.....1954
<b>Most Passing Yards Allowed</b> .....2,824.....1991
<b>Fewest Passing Yards Allowed</b> .....562.....1975
<b>Most Total Offense Allowed</b> .....5,390.....2000
<b>Least Total Offense Allowed</b> .....2,204.....1954
<b>Most Offensive Plays Allowed</b> .....871.....1970
<b>Fewest Offensive Plays Allowed</b> .....394.....1954

### Year-By-Year Leaders

<b>Solo Tackles (First Hits)</b>	<b>Total Tackles (Solo and Assists)</b>	<b>Fumbles Recovered</b>	<b>Passes Intercepted</b>
2008.....Bryant Youngblood.....38	2008.....A.J. Gross.....67	2008.....Bryant Youngblood.....2	2008.....B. Allen & J. Rochester.....2
2007.....Marcus Brown.....39	2007.....Patrick McKinney.....78	2007.....Josh Wine.....3	2007.....K. Taylor & B. Youngblood.....1
.....& Bryant Youngblood.....39	2006.....Patrick McKinney.....82	2006.....Keith Taylor.....2	2006.....C. Kelly & J. Walton.....3
2006.....Patrick McKinney.....37	2005.....Justin Huggard.....136	2005.....Todd Baldwin.....2	2005.....Four Players with.....2
2005.....Justin Huggard.....50	2004.....Robert Mason.....120	.....& Travis Ludden.....2	2004.....J. Huggard & J. Walton.....2
2004.....Robert Mason.....66	2003.....Derik Screen.....144	2004.....4 Players with.....2	2003.....Musa Sarki.....5
2003.....Derik Screen.....60	2002.....Robert Mason.....80	2003.....Justin Huggard.....2	2002.....DeAngello Plather.....3
2002.....Robert Mason.....44	2001.....Derik Screen.....106	.....& Mike Maleski.....2	2001.....Richard Holland.....3
2001.....Derik Screen.....61	2000.....Chris Walsh.....113	2002.....10 Players with.....1	2000.....R. Holland & D. Mubangu.....2
2000.....Chris Walsh.....64	1999.....Deffy Mubangu.....98	2001.....Derik Screen.....2	1999.....John Herrin.....3
1999.....Deffy Mubangu.....58	1998.....Andre Curtis.....106	2000.....Quesuan Wigfall.....4	1997.....Four players with.....1
1998.....Quesuan Wigfall.....60	1997.....Mike Rogers.....151	1999.....Richard Holland.....3	1996.....Demond Ferebee.....5
1997.....Mike Rogers.....67	1996.....Mike Rogers.....156	1998.....David Budlong.....2	1995.....K. Cook & T. Williams.....2
1996.....Cornell Lewis.....89	1995.....Kelly Cook.....121	.....& Darius Parker.....2	1994.....Torre Costin.....3
1995.....Kelly Cook.....62	1994.....Terry Tucker.....93	1997.....Mike Rogers.....2	.....& Quesuan Wigfall.....2
1994.....Terry Tucker.....60	1993.....Kevin Reardon.....119	1996.....Matt Coley.....2	1993.....Kevin Reardon.....3
1993.....Kevin Reardon.....71	1992.....Camillus Musselman.....127	1995.....Kelly Cook.....2	1992.....M. Morgan & T. Tucker.....2
1992.....Camillus Musselman.....91	1991.....Camillus Musselman.....130	.....& Tom Curran.....2	1991.....Dewayne Arkadie.....5
1991.....Camillus Musselman.....66	1990.....Wayne Purcell.....94	1994.....Damon Pinero.....3	1990.....Boo Lassiter.....5
1990.....Wayne Purcell.....64	1989.....Wayne Purcell.....102	1993.....Drew Dunnington.....4	1989.....Five Players with.....1
1989.....Wayne Purcell.....68	1988.....Anthony McIntosh.....128	1992.....Eugene Pribila.....2	1988.....Three Players with.....2
1988.....Anthony McIntosh.....81	1987.....Dan Young.....128	.....& Mike Morgan.....2	1987.....Mike Mayo.....5
1987.....Dan Young.....86	1986.....Andy Titone.....118	1991.....Six Players With.....1	1986.....Mike Mayo.....3
1986.....Andy Titone.....88	1985.....Mike Mayo.....89	1990.....Todd Washington.....3	1985.....Mike Mayo.....7
1985.....Ambrose Phillips.....50	1984.....Glen Ralston.....144	1988.....Anthony McIntosh.....3	1984.....Scott Vaughn.....3
1984.....Glen Ralston.....86	1983.....Frank Ladson.....106	1987.....Todd Freiwald.....2	1983.....Frank Ladson.....4
1983.....Frank Ladson.....77	1982.....Jim Rice.....92	1986.....Andy Titone.....3	1982.....F. Ladson & S. Umberger.....7
1982.....Jim Rice.....50	1981.....Melvin Rucker.....158	1985.....Three Players With.....3	1981.....L. Dunnville & S. Umberger.....4
1981.....Melvin Rucker.....88	1980.....Melvin Rucker.....141	1984.....Jimmy Walker.....3	1980.....Les Dunnville.....3
1980.....Melvin Rucker.....70	1979.....Walt Bellamy.....124	1983.....Three Players With.....2	1979.....Tim Cox.....3
1979.....Walt Bellamy.....77	1978.....Walt Bellamy.....122	1982.....Blake Hippenstiel.....4	1978.....Four Players with.....2
1978.....Walt Bellamy.....69	1977.....Ned Stepanovich.....90	1981.....Jim Rice.....4	1977.....Tim Cox & Gary McNeal.....3
1977.....Ned Stepanovich.....55	1976.....John Willison.....110	1980.....Barry Smith.....2	1976.....Bobby McQueen.....4
1976.....John Willison.....79	1975.....Glen Jones.....114	1979.....Tim Cox.....3	1975.....Bobby McQueen.....5
1975.....Glen Jones.....76	1974.....John Willison.....126	1978.....Walt Bellamy.....2	
1974.....John Willison.....77		1977.....Glen Jones & Dale Ogg.....3	
.....& Phil Upton.....77		1976.....Four Players With.....3	
		1975.....Eric Radford.....3	
		1974.....Terry White.....4	

INTRO  
THIS IS VMI  
PREVIEW  
COACHES  
PLAYER BIOS  
OPPOSITION  
STAFF  
RECORDS  
MEDIA



# All-Conference Players

INTRO  
THIS IS VMI  
PREVIEW  
COACHES  
PLAYER BIOS  
POSITION  
STAFF  
RECORDS  
MEDIA

## First Team All-Big South

SEASON	NAME	CLASS	POSITION
2003,06	Sean Mizzer	'06	RB
2003	Sam Brown	'04	OL
2003,05	Vicheal Foxx	'05	DT
2003	Derik Screen	'04	LB
2003	Musa Sarki	'04	DB
2003	Matt Sharpe	'04	PK
2004,05	Zohn Burden	'06	WR
2004,05	Justin Huggard	'06	LB
2004,05	Robert Mason	'06	DB
2004	Ross Booth	'05	LS
2005	Jeremy Ward	'06	OL
2006	Eric Hall	'06	DL
2006	Jamaal Walton	'06	DB
2007	Tommy Lloyd	'08	DE
2007	Tim Maypray	'09	KR

## First Team All-SoCon

SEASON	NAME	CLASS	POSITION
1935,36	Jim Farley	'37	G
1937,38	Paul Shu	'39	B
1942	Joe Muha	'43	B
1945,47	Chi Mills	'48	T
1945	Lyn Chewning	'49	C
1952	Bill Brehaney	'53	B
1953	Johnny Mapp	'54	B
1956,57	Sam Woolwine	'58	B
1957,58	Jim McFalls	'59	T
1957	Lou Farmer	'58	G
1957	Bobby Jordan	'58	B
1958	Jerry Borst	'59	C
1958,59	Sam Horner	'60	B
1959,60	Howard Dyer	'61	B
1960	Don Kern	'61	B
1960	Lou Shuba	'61	G
1962,63	Bill Welsh	'64	T
1964	Mike Patterson	'65	DB
1964,65	John Turner	'66	DT
1965,66,67	Bob Schmalzriedt	'68	LB
1967	Bob Habasovich	'69	HB
1967,68	Bob Biddle	'69	OG
1968	Kerr Kump	'68	DB
1970	Don Cupit	'72	KS
1971	Pete Ramsey	'72	OT
1972,73,74	Andy Dearman	'75	OT
1973	Gene Williams	'74	DB
1974	Doug Hines	'76	C
1974	Ronnie Norman	'75	RB
1974,75	Ronnie Moore	'76	WR
1976,77	Ned Stepanovich	'78	DT
1976	Ed Glackin	'77	OT
1977	Andre Gibson	'78	RB
1977	Tom Replogle	'78	OG
1977	Greg Arnett	'78	DE
1977	Glen Jones	'78	LB
1977	Gary McNeal	'79	DB
1978	Bob Bookmiller	'79	OT
1977,78,79	Craig Jones	'80	KS
1979	Walt Bellamy	'80	DB
1979	John Shuman	'80	OT
1979,80,81	Floyd Allen	'82	RB
1980,81	Mike Eden	'82	DB
1981	Austin Beckham	'82	C
1981	Wade Foltz	'82	DE
1981,82	Melvin Rucker	'83	LB
1981,82	Jay Lasek	'83	OG
1982	Tom Radle	'83	TE
1984	Steve Pancham	'86	TE
1985,87	Mike Mayo	'88	DB
1988	Mark Stock	'88	WR
1991,92	Lorenzo Carpenter	'93	C
1991	Mike Perfetti	'92	DT


1994,95,96	Thomas Haskins	'97	TB
1996	Mike Rogers	'98	LB
2000	Richard Holland	'01	DB and RS
2002	Brent Barth	'03	P
2002	Joey Gibson	'02	QB

## Big South Players of the Week

SEASON	(AWARD)	NAME	POSITION	(DATE)
2003	(freshman)	Adam Peters	punter	(8/30)
	(offense)	Sean Mizzer	running back	(9/6)
	(defense)	Vicheal Foxx	defensive tackle	(10/4)
	(defense)	Justin Huggard	linebacker	(10/11)
	(special teams)	Matt Sharpe	placekicker	(10/18)
	(defense)	Derik Screen	linebacker	(10/25)
	(special teams)	Matt Sharpe	placekicker	(11/1)
2004	(defense)	Justin Huggard	linebacker	(9/20)
	(defense)	Robert Mason	defensive back	(10/18)
	(defense)	Robert Mason	defensive back	(11/22)
	(special teams)	Barrett Way	placekicker	(11/8)
2005	(offense)	Jonathan Wilson	quarterback	(9/5)
	(defense)	Justin Huggard	linebacker	(9/19)
	(defense)	Robert Mason	defensive back	(9/26)
	(defense)	Justin Huggard	linebacker	(10/3)
	(offense, Co-)	Jonathan Wilson	quarterback	(10/3)
	(defense)	Todd Baldwin	linebacker	(10/10)
	(special teams Co-)	Barrett Way	placekicker	(10/24)
2006	(offense)	Sean Mizzer	running back	(9/4)
	(defense)	Jamaal Walton	defensive back	(9/4)
	(freshman)	Tim Maypray	slotback	(10/9)
	(freshman)	Tim Maypray	slotback	(10/16)
	(freshman)	Christian Kelly	defensive back	(10/23)
	(freshman)	Kyle Hughes	quarterback	(11/20)
2007	(defense)	Joe Taylor	linebacker	(9/3)
	(offense)	Kyle Hughes	quarterback	(10/1)
	(freshman)	Bryan Barnson	wide receiver	(10/1)
	(offense)	Tim Maypray	slotback	(10/15)
	(offense)	Tim Maypray	slotback	(11/5)
	(special teams)	Tim Maypray	slotback	(11/19)
2008	(offense)	Tim Maypray	quarterback	(9/8)
	(special teams)	Greg Stevens	kicker	(9/22)
	(offense)	Tim Maypray	quarterback	(10/13)
	(defense)	A.J. Gross	linebacker	(10/13)
	(offense)	Tim Maypray	quarterback/slotback	(11/24)

## SoCon Players of the Week

SEASON	(AWARD)	NAME	POSITION	(DATE)
1962		Donny White	back	(9/29)
1963		Joe Straub	guard	(9/21)
		Charlie Cole	center	(10/26)



Gene Williams (1971-73) was named All-Southern Conference as a defensive back in 1973.

		Bill Welsh	tackle	(11/28)
1965		John Turner	tackle	(10/16)
		Hill Ellett	quarterback	(11/6 & 11/25)
1966		Don Taylor	guard	(9/17)
1967		Charlie Bishop	quarterback	(9/16)
		Kerr Kump	defensive back	(11/11)
1968		Paul Fraim	defensive back	(10/5)
		John Griffin	linebacker	(11/9)
1970		Jerry Acuff	defensive tackle	(9/12)
1971		Mac Bowman	tailback	(9/18)
1972		Mac Bowman	tailback	(11/4)
		Phil Upton	middle guard	(11/18)
1973		Gene Williams	defensive back	(10/6)
1974		Ronnie Moore	wide receiver	(9/28)
		John Willison	linebacker	(10/5)
		Phil Upton	middle guard	(10/12 & 11/23)
1975		Glen Jones	linebacker	(9/13)
		Ronnie Moore	wide receiver	(9/27)
1976		Greg Arnett	defensive end	(10/30)
1977		Craig Jones	placekicker	(9/10)
		Andre Gibson	tailback	(10/8)
		Gary McNeal	defensive back	(10/15)
		Robby Clark	quarterback	(11/5)
1978		Mike Alston	defensive back	(10/14)
1979		Floyd Allen	tailback	(10/6) & (10/27)
1980		Bruce Kirchen	linebacker	(9/6)
		Melvin Rucker	linebacker	(9/13) & (11/15)
		Chris Timmons	defensive tackle	10/18
1981		Melvin Rucker	linebacker	(11/14) & (11/21)
		Floyd Allen	tailback	(9/12) & (10/24)
		Leslie Dunnville	defensive back	(9/19)
1982		Tom Radle	tight end	(9/11)
		Barry Smith	defensive end	(11/13)
1985		Mike Mayo	defensive back	(10/12)
		Al Comer	quarterback	(10/26)
1986		David Brown	quarterback	(10/11)
		Mark Stock	wide receiver	(11/22)
1988		Jeff Barnes	defensive end	(10/24)
		Wayne Purcell	linebacker	(11/19)
1989		Raymond Flowers	linebacker	(11/11)
	(freshman)	Tony Scales	quarterback	(9/16)
	(freshman)	Dewayne Arkadie	defensive back	(11/18)
1990		Tony Scales	quarterback	(9/15 & 10/13)
	(freshman)	Butch Jennings	fullback	(9/11)
1991		Tony Scales	quarterback	(9/7 & 9/14)
		Dewayne Arkadie	defensive back	(9/28)
	(freshman)	Tim Williams	defensive back	(9/7)
1992		Terry Tucker	strong safety	(9/19)
	(freshman)	Marlon Anderson	wide receiver	(9/26)
	(freshman)	Marlon Anderson	wide receiver	(11/21)
1993		Thomas Haskins	halfback	(11/6)
		Thomas Haskins	halfback	(11/13)
1994		Thomas Haskins	tailback	(9/3)
		Thomas Haskins	tailback	(11/19)
1995		Thomas Haskins	tailback	(9/9)
		Kelly Cook	linebacker	(9/16)
		Thomas Haskins	tailback	(10/14)
1996		Thomas Haskins	tailback	(10/14)
		Thomas Haskins	tailback	(11/16)
		Mike Rogers	linebacker	(11/16)
1998		(freshman)-Aaron Mitchell	quarterback	(10/10)
	(freshman)	Aaron Mitchell	quarterback	(10/24)
1999		(freshman) - Matthew Kluk	nose tackle	(10/2)
2000		Joey Gibson	quarterback	(11/13)
2001		(freshman) - Titus Green	slotback	(9/30)
		Derik Screen	linebacker	(10/13)
2002		(freshman) Donnie Johnston	tight end	(9/2)
		Joey Gibson	quarter back	(9/9)
	(freshman)	Gary Price	slotback	(10/14)
	(freshman)	Sean Mizzer	running back	(10/21)
	(freshman)	Sean Mizzer	running back	(11/4)
		Chris Walsh	linebacker	(11/18)



# Keydets In The Record Books

INTRO  
THIS IS VMI  
PREVIEW  
COACHES  
PLAYER BIOS  
OPPOSITION  
STAFF  
RECORDS  
MEDIA

## NCAA Record Holders

### Single-Game (Team)

Most Rushing Attempts.....90, vs. East Tennessee State, 1990 (FCS Record)  
 Fewest Passing Yards Allowed.....(-16), vs. Richmond, 1957 (FBS Record)

### Single-Season (Individual)

Most Punts.....101, Jim Bailey, 1969 (FBS Record)

## Big South Conference Record Holders

### Single-Game (Individual)

Pass Completion Pct.....88.3% (15-18) Jonathan Wilson vs. Davidson, 9/3/05  
 \* Interceptions.....3, Christian Kelly at Charleston Southern, 10/21/06  
 \* Field Goal Attempts.....5, Matt Sharpe vs. Charleston Southern, 10/11/03  
 .....5, Matt Sharpe vs. Coastal Carolina, 11/1/03  
 Longest Field Goal.....53, Matt Sharpe vs. Coastal Carolina, 11/1/03  
 .....53, Barrett Way vs. Liberty, 11/6/04  
 \*Field Goals Made.....4, Matt Sharpe vs. Gardner-Webb, 10/18/03  
 .....4, Matt Sharpe vs. Coastal Carolina, 11/1/03  
 \* Field Goal Percentage.....100% (4-4), Matt Sharpe vs. Gardner-Webb, 10/18/03  
 .....100% (3-3) Barrett Way vs. Gardner-Webb, 10/22/05  
 \* Punt Returns.....6, John Puvogel, vs. Austin Peay, 11/8/03

### Single-Game (Team)

Yards Per INT Return.....44.3, vs. Lehigh, 9/24/05  
 \* Field Goal Attempts.....5, vs. Charleston Southern, 10/11/03  
 .....5, vs. Coastal Carolina, 11/1/03  
 \* Field Goals Made.....4, vs. GWU, 10/18/03  
 .....4, vs. Coastal, 11/1/03  
 Longest Field Goal.....53, vs. Coastal, 11/1/03; 53, vs. Liberty, 11/6/04  
 \* Field Goal Percentage.....100.0 (4-4), vs. Gardner-Webb, 10/18/03

### Single-Season (Individual)

\* Most 100-Yard Rushing Games.....7, Sean Mizzer, 2003  
 Total Tackles.....144, Derik Screen, 2003  
 Field Goals Made.....17, Matt Sharpe, 2003  
 Field Goal Attempts.....24, Matt Sharpe, 2003  
 Field Goal Percentage.....84.6, Barrett Way (11-13), 2005  
 Punts.....65, Adam Peters, 2004

### Single-Season (Team)

Fewest Interceptions Thrown, Season.....3, 2006  
 Field Goals Made, Season.....17, 2003  
 Field Goals Attempted.....24, 2003  
 Field Goal Percentage.....84.6%, 2005  
 \*PAT Kicking Percentage.....100.0% (15-15), 2004  
 Punt Returns, Season.....34, 2003

### Career (Individual)

Rushing Attempts.....647, Sean Mizzer, 2003-06  
 All-Purpose Yards.....4,621, Sean Mizzer, 2003-06  
 Total Punts.....221, Adam Peters, 2003-06  
 Punting Yards.....8,700, Adam Peters, 2003-06  
 Blocked Kicks.....5, Eric Hall, 2003-06

## Southern Conference Record Holders

### Single-Game (Individual)

Most Rushing Attempts.....52, Tom Sowers vs. Davidson, 1968  
 \* Highest Field Goal Pct.....100%, (5-5) Craig Jones vs. William & Mary, 1977  
 \* Most Punts.....13, Jim Bailey vs. West Virginia, 1969  
 \* Longest Run from Scrimmage.....98 yards, Granville Amos vs W&M, 1964  
 \* Longest Interception Return.....100 yards, Andy Tucker vs. Richmond, 1961

### Single-Game (Team)

Most Touchdowns Rushing.....10, vs. Central Florida, 1982  
 Most Rushing Attempts.....90, vs. East Tennessee State, 1990  
 \* Fewest Pass Completions Allowed.....0 vs. Va. Tech, 1976  
 Fewest Yards Allowed Passing.....(-16), vs. Richmond, 1957

### Single-Season (Individual)

Most Punts.....101, Jim Bailey, 1969  
 Highest Punting Average.....47.4, Brent Barth, 2002  
 Highest Yards/Catch (40 rec. minimum).....25.0, (45-1123) Mark Stock, 1986  
 \* Denotes tied for record

## Southern Conference Award Winners

### Player of the Year

1957.....Bobby Jordan  
 1960.....Howard Dyer

### Coach of the Year

1957.....John McKenna  
 1959.....John McKenna  
 1962.....John McKenna  
 1974.....Bob Thalman  
 1981.....Bob Thalman  
 2002.....Cal McCombs

### Jacobs Blocking Trophy

1938.....Andy Trzeciak  
 1940.....Billy Walker  
 1960.....Lou Shuba  
 1974.....Andy Dearman  
 1979.....John Shuman  
 1991.....Lorenzo Carpenter

### Athlete of the Year

1953-54.....Johnny Mapp

## Big South Conference Award Winners

### Scholar-Athlete of the Year

2008.....Jacob Rochester

## Conference Records

### Southern Conference

Year	Record	Finish
1953	3-3-0	5th
1954	4-3-0	5th
1955	1-6-0	9th
1956	2-3-1	6th
1957	6-0-0	1st
1958	2-2-1	4th
1959	5-0-1	1st
1960	4-1-0	1st
1961	4-2-0	3rd
1962	6-0-0	1st
1963	3-1-2	3rd
1964	1-4-0	8th
1965	3-2-0	4th
1966	1-4-0	8th
1967	2-3-0	5th
1968	1-3-0	5th
1969	0-4-0	6th
1970	1-4-0	7th
1971	1-4-0	6th
1972	1-5-1	6th
1973	2-4-0	6th
1974	5-1-0	1st
1975	2-4-0	6th
1976	2-3-0	5th
1977	4-1-0	1st
1978	1-4-0	6th
1979	4-1-0	2nd
1980	1-4-1	6th
1981	3-1-1	2nd
1982	2-3-0	6th
1983	1-5-0	6th
1984	1-4-0	8th
1985	1-4-1	7th
1986	1-5-0	7th
1987	2-4-0	5th
1988	1-5-0	6th
1989	1-4-1	6th
1990	1-5-0	7th
1991	2-5-0	6th
1992	1-6	7th
1993	1-7	9th
1994	1-7	9th
1995	3-5	6th
1996	3-5	6th
1997	0-8	9th

1998.....0-8.....9th  
 1999.....0-8.....9th  
 2000.....1-7.....8th  
 2001.....1-7.....8th  
 2002.....3-5.....5th  
 VMI also tied for the Southern Conference Championship in 1951.

### Big South Conference

Year	Record	Finish
2003	2-2	3rd
2004	0-4	5th
2005	2-2	T-3rd
2006	0-4	5th
2007	0-4	5th
2008	1-4	T-5th



# The Keydets Year-By-Year

INTRO  
THIS IS VMI  
PREVIEW  
COACHES  
PLAYER BIOS  
OPPOSITION  
STAFF  
RECORDS  
MEDIA

Year	Coach	Overall	Home	Away	Neutral	Points Scored	Points Against
1891	Walter Taylor	3-0-1	2-0-0	1-0-1	0-0	52	12
1892	No Coach	4-0-1	4-0-1	0-0	0-0	128	18
1893	No Coach	3-1-0	3-1-0	0-0	0-0	72	26
1894	No Coach	6-0-0	5-0-0	0-0	1-0-0	138	6
1895	G.W. Bryant	5-1-0	3-0-0	1-0-0	1-1-0	164	12
1896	G.W. Bryant	3-4-0	3-1-0	0-1-0	0-2-0	68	98
1897	R.N. Groner	3-2-0	2-0-0	1-1-0	0-1-0	76	6
1898	S.A. Boyle	4-2-0	3-0-0	1-1-0	0-1-0	110	41
1899	S.A. Boyle	1-0-0	1-0-0	0-0	0-0	39	0
1900	Sam Walker	4-1-2	2-0-2	1-0-0	1-1-0	86	16
1901	Sam Walker	4-3-0	3-0-0	1-1-0	0-2-0	199	61
1902	Sam Walker	3-3-1	3-0-1	0-1-0	0-2-0	99	90
1903	W.W. Roper	2-1-0	2-0-0	0-0	0-1-0	36	28
1904	W.W. Roper	3-5-0	3-2-0	0-2-0	0-1-0	70	70
1905	I.B. Johnson	2-5-1	2-2-1	0-1-0	0-2-0	40	103
1906	I.B. Johnson	4-4-0	4-2-0	0-2-0	0-0	68	49
1907	C.S. Roller, Jr.	5-3-0	5-0-0	0-1-0	0-2-0	282	50
1908	C.S. Roller, Jr.	3-2-0	3-1-0	0-0	0-1-0	120	20
1909	W.C. Gloth	4-3-0	3-1-0	0-1-0	1-1-0	59	51
1910	W.C. Gloth	3-3-1	3-0-1	0-3-0	0-0	69	48
1911	Alpha Brummage	7-1-0	5-0-0	0-1-0	2-0-0	203	27
1912	Alpha Brummage	7-1-0	4-1-0	3-0-0	0-0	163	36
1913	Henry G. Poaque	7-1-2	6-0-1	0-1-0	1-0-1	197	54
1914	Frank H. Gorton	4-4-0	4-0-0	0-1-0	0-3-0	110	95
1915	Frank H. Gorton	6-2-1	5-0-0	0-1-0	1-1-1	103	102
1916	Frank H. Gorton	4-5-0	3-2-0	0-2-0	1-1-0	233	119
1917	Earl C. Abell	4-4-1	4-0-1	0-1-0	0-3-0	162	111
1918	Abell & Mose Goodman	1-3-0	1-0-0	0-2-0	0-1-0	25	60
1919	Red Fleming	6-2-0	2-0-0	1-1-0	3-1-0	121	45
1920	Blandy Clarkson	9-0-0	3-0-0	3-0-0	3-0-0	431	20
1921	Blandy Clarkson	3-5-1	3-1-0	0-2-1	0-2-0	107	102
1922	Blandy Clarkson	7-2-0	3-0-0	3-0-0	1-2-0	291	23
1923	Blandy Clarkson	9-1-0	5-0-0	2-1-0	2-0-0	224	23
1924	Blandy Clarkson	6-3-1	4-0-0	1-3-0	1-0-1	152	29
1925	Blandy Clarkson	6-4-0	4-0-0	0-2-0	2-2-0	169	108
1926	Blandy Clarkson	5-5-0	2-2-0	0-2-0	3-1-0	80	98
1927	W.C. Raftery	6-4-0	4-0-0	1-2-0	1-2-0	144	64
1928	W.C. Raftery	5-3-2	4-1-1	0-1-0	1-1-1	95	75
1929	W.C. Raftery	8-2-0	3-1-0	2-1-0	3-0-0	155	61
1930	W.C. Raftery	3-6-0	3-2-0	0-2-0	0-2-0	30	122
1931	W.C. Raftery	3-6-1	1-2-1	1-2-0	1-2-0	82	123
1932	W.C. Raftery	2-8-0	2-3-0	0-2-0	0-3-0	44	166
1933	W.C. Raftery	2-7-1	1-1-0	1-4-0	0-2-1	44	170
1934	W.C. Raftery	1-8-0	0-2-0	0-5-0	1-1-0	51	190
1935	W.C. Raftery	2-7-1	0-4-0	1-2-1	1-1-0	63	157
1936	W.C. Raftery	6-4-0	3-0-0	3-3-0	0-1-0	122	140
1937	Allison T. Hubert	5-5-0	2-3-0	2-1-0	1-1-0	134	94
1938	Allison T. Hubert	6-1-4	3-0-1	3-1-1	0-0-2	159	86
1939	Allison T. Hubert	6-3-1	2-1-0	1-2-1	3-0-0	125	100
1940	Allison T. Hubert	7-2-1	3-0-1	2-2-0	2-0-0	127	62
1941	Allison T. Hubert	4-6-0	0-1-0	2-4-0	2-1-0	134	173
1942	Allison T. Hubert	3-5-1	1-0-0	2-2-0	0-3-1	111	130
1943	Allison T. Hubert	2-6-0	1-1-0	0-3-0	1-2-0	46	183
1944	Allison T. Hubert	1-8-0	0-2-0	1-2-0	0-4-0	65	231
1945	Allison T. Hubert	5-4-0	3-1-0	1-2-0	1-1-0	155	138
1946	Allison T. Hubert	4-5-1	3-0-0	1-3-1	0-2-0	122	188
1947	A.W. Morton	3-5-1	2-1-0	0-4-1	1-0-0	120	152
1948	A.W. Morton	6-3-0	3-0-0	2-2-0	1-1-0	183	116
1949	Thomas N. Nugent	3-5-1	1-1-0	0-3-0	2-1-1	157	207
1950	Thomas N. Nugent	6-4-0	1-1-0	3-3-0	2-0-0	189	166
1951	Thomas N. Nugent	7-3-0	2-0-0	4-3-0	1-0-0	227	162
1952	Thomas N. Nugent	3-6-1	2-0-0	1-2-1	0-4-0	165	279
1953	John McKenna	5-5-0	1-1-0	2-4-0	2-0-0	174	196
1954	John McKenna	4-6-0	1-1-0	2-2-0	1-3-0	132	223
1955	John McKenna	1-9-0	0-2-0	1-4-0	0-3-0	85	259
1956	John McKenna	3-6-1	0-1-0	2-4-1	1-1-0	167	220
1957	John McKenna	9-0-1	2-0-0	5-0-1	2-0-0	201	101
1958	John McKenna	6-2-2	2-0-0	3-1-0	1-1-2	214	99
1959	John McKenna	8-1-1	2-0-0	3-1-0	3-0-1	243	93
1960	John McKenna	7-2-1	2-0-0	5-1-1	0-1-0	218	135



Year	Coach	Overall	Home	Away	Neutral	Points Scored	Points Against
1961	John McKenna	6-4-0	0-1-0	5-2-0	1-1-0	134	105
1962	John McKenna	6-4-0	2-0-0	2-4-0	2-0-0	119	119
1963	John McKenna	3-5-2	2-0-0	1-2-2	0-3-0	140	134
1964	John McKenna	1-9-0	1-1-0	0-6-0	0-2-0	123	200
1965	John McKenna	3-7-0	2-0-0	1-6-0	0-1-0	121	200
1966	Vito Ragazzo	2-8-0	0-2-0	2-4-0	0-2-0	129	305
1967	Vito Ragazzo	6-4-0	2-1-0	2-2-0	2-1-0	205	195
1968	Vito Ragazzo	1-9-0	0-2-0	1-5-0	0-2-0	90	290
1969	Vito Ragazzo	0-10-0	0-2-0	0-6-0	0-2-0	78	409
1970	Vito Ragazzo	1-10-0	1-2-0	0-7-0	0-1-0	120	451
1971	Bob Thalman	1-10-0	1-2-0	0-7-0	0-1-0	78	257
1972	Bob Thalman	2-9-0	1-3-0	1-6-0	0-0	150	299
1973	Bob Thalman	3-8-0	2-1-0	1-7-0	0-0	118	316
1974	Bob Thalman	7-4-0	4-0-0	2-4-0	1-0-0	212	175
1975	Bob Thalman	3-8-0	1-3-0	2-4-0	0-1-0	162	187
1976	Bob Thalman	5-5-0	2-2-0	2-2-0	1-1-0	138	206
1977	Bob Thalman	7-4-0	5-0-0	2-4-0	0-0	223	155
1978	Bob Thalman	3-8-0	1-4-0	1-4-0	1-0-0	114	227
1979	Bob Thalman	6-4-1	4-1-1	2-3-0	0-0	158	210
1980	Bob Thalman	3-7-1	1-2-1	2-4-0	0-1-0	142	242
1981	Bob Thalman	6-3-1	2-2-0	3-1-1	1-0-0	165	156
1982	Bob Thalman	5-6-0	3-1-0	1-4-0	1-1-0	221	180
1983	Bob Thalman	2-9-0	2-4-0	0-5-0	0-0	100	339
1984	Bob Thalman	1-9-0	1-3-0	0-5-0	0-1	121	320
1985	Eddie Williamson	3-7-1	3-1-1	0-6-0	0-0	189	333
1986	Eddie Williamson	1-10-0	0-4-0	1-6-0	0-0	138	370
1987	Eddie Williamson	4-7-0	3-2-0	1-4-0	0-1-0	118	235
1988	Eddie Williamson	2-9-0	2-3-0	0-5-0	0-1-0	152	298
1989	Jim Shuck	2-8-1	2-3-0	0-5-1	0-0	151	307
1990	Jim Shuck	4-7-0	3-2-0	1-4-0	0-1-0	251	346
1991	Jim Shuck	4-7-0	3-2-0	1-4-0	0-1-0	243	373
1992	Jim Shuck	3-8-0	3-2-0	0-5-0	0-1-0	245	315
1993	Jim Shuck	1-10-0	1-3-0	0-6-0	0-1-0	139	396
1994	Bill Stewart	1-10-0	0-5-0	1-4-0	0-1-0	153	437
1995	Bill Stewart	4-7-0	3-2-0	1-4-0	0-1-0	269	350
1996	Bill Stewart	3-8-0	2-3-0	1-5-0	0-0	189	296
1997	Ted Cain	0-11-0	0-5-0	0-6-0	0-0	93	384
1998	Ted Cain	1-9-0	1-4-0	0-5-0	0-0	137	432
1998	Donny White*	0-1-0	0-1-0	0-0	0-0	10	36
1999	Cal McCombs	1-10-0	1-5-0	0-5-0	0-0	77	400
2000	Cal McCombs	2-9-0	2-4-0	0-5-0	0-0	227	434
2001	Cal McCombs	1-10-0	1-5-0	0-5-0	0-0	164	446
2002	Cal McCombs	6-6-0	3-2-0	2-4-0	1-0-0	314	415
2003	Cal McCombs	6-6-0	4-2-0	2-3-0	0-1-0	359	257
2004	Cal McCombs	0-11-0	0-5-0	0-6-0	0-0	137	327
2005	Cal McCombs	3-8-0	2-4-0	1-4-0	0-0	230	319
2006	Jim Reid	1-10-0	1-3-0	0-7-0	0-0	199	433
2007	Jim Reid	2-9-0	1-5-0	1-4-0	0-0	267	461
2008	Sparky Woods	4-7-0	4-2-0	0-5-0	0-0	378	369
<b>All-Time Totals</b>		<b>454-612-42</b>	<b>262-168-15</b>	<b>122-330-15</b>	<b>70-109-12</b>	<b>17,326</b>	<b>21,000</b>

- INTRO
- THIS IS VMI
- PREVIEW
- COACHES
- PLAYER BIOS
- OPPOSITION
- STAFF
- RECORDS
- MEDIA


## COACHING RECORDS

Name	Seasons	Years	Overall	Pct.	Home	Away	Neutral	Name	Seasons	Years	Overall	Pct.	Home	Away	Neutral
Walter Taylor	1	1891	3-0-1	.875	2-0	1-0-1	0-0	Allison T. Hubert	10	1937-46	43-45-8	.490	18-9-2	15-22-3	10-14-3
G.W. Bryant	2	1895-96	8-5	.615	6-1	1-1	1-3	A.W. Morton	2	1947-48	9-8-1	.528	5-1	2-6-1	2-1
R.N. Groner	1	1897	3-2	.600	2-0	1-1	0-1	Thomas N. Nugent	4	1949-52	19-18-2	.513	6-2	8-11-1	5-5-1
S.A. Boyle	2	1898-99	5-2	.714	4-0	1-1	0-1	John McKenna	13	1953-65	62-60-8	.508	17-7	32-37-5	13-16-3
Sam Walker	3	1900-02	11-7-3	.595	8-0-3	2-2	1-5	Vito Ragazzo	5	1966-70	10-41	.196	3-9	5-24	2-8
W.W. Roper	2	1903-04	5-6	.455	5-2	0-2	0-2	Bob Thalman	14	1971-84	54-94-3	.368	30-27-2	19-61-1	5-6
I.B. Johnson	2	1905-06	6-9-1	.406	6-4-1	0-3	0-2	Eddie Williamson	4	1985-88	10-33-1	.239	5-10-1	2-21	0-2
C.S. Roller, Jr.	2	1907-08	8-5	.615	8-1	0-1	0-3	Jim Shuck	5	1989-93	14-40-1	.264	12-12	2-24-1	0-4
W.C. Gloth	2	1909-10	7-6-1	.536	6-1-1	0-4	1-1	Bill Stewart	3	1994-96	8-25	.242	5-10	3-13	0-2
Alpha Brummage	2	1911-12	14-2	.875	9-1	3-1	2-0	Ted Cain	2	1997-98	1-20	.048	1-9	0-11	0-0
Henry G. Poaque	1	1913	7-1-2	.800	6-0-1	0-1	1-0-1	Cal McCombs	7	1999-05	19-60	.241	13-27	5-32	1-1
Frank H. Gorton	3	1914-16	14-11-1	.558	12-2	0-4	2-5-1	Jim Reid	2	2006-07	3-19	.136	2-8	0-12	0-0
Earl C. Abell	1	1917	4-4-1	.500	4-0-1	0-1	0-3	Sparky Woods	1	2008	4-7	.364	4-2	0-5	0-0
Abell & M. Goodman	1	1918	1-3	.250	1-0	0-2	0-1	*Athletic Director Donny White coached the final game of the 1998 season vs. The Citadel (L, 36-10), on an interim basis.							
Red Fleming	1	1919	6-2	.750	2-0	1-1	3-1								
Blandy Clarkson	7	1920-26	45-20-2	.687	24-4	9-10-1	12-6-1								
W.C. Raftery	10	1927-36	38-55-5	.413	21-16-2	9-24-1	8-15-2								


# Alumni Memorial Field Records

INTRO  
THIS IS VMI  
PREVIEW  
COACHES  
PLAYER BIOS  
OPPOSITION  
STAFF  
RECORDS  
MEDIA

<b>Best Home Season:</b> .....	5-0, 1977
<b>Most Points Scored by a Team:</b> .....	70, The Citadel vs. VMI, Nov. 17, 2007
<b>Biggest Combined Score:</b> .....	107, VMI 52 vs. Gardner-Webb 55, 3 OT, Oct. 22, 2005
<b>Lowest Combined Score:</b> .....	3, VMI vs. Richmond (0-3), Sept. 30, 1967
<b>Longest Run From Scrimmage:</b> .....	98, Granville Amos (VMI), vs. William & Mary, Sept. 19, 1964
<b>Longest Pass Completion:</b> .....	94, Mike Pusey - Gerald Harp (Western Carolina), Oct. 28, 1978
<b>Longest Interception Return:</b> .....	90, Robert Mason (VMI) vs. Lehigh, Sept. 24, 2005
<b>Longest Kickoff Return:</b> .....	100 yds., Reggie Evans (Richmond), Sept. 15, 1979
.....	Richard Holland (VMI) vs. Furman, Sept. 23, 2000
<b>Longest Punt Return:</b> .....	89, Ricardo Clark (Marshall) Oct. 27, 1990
<b>Longest Punt:</b> .....	77, Joe Agee (William & Mary), Nov. 8, 1985
<b>Most Field Goals:</b> .....	5, Craig Jones (VMI), vs. William & Mary, Sept. 10, 1977
<b>Longest Field Goal:</b> .....	53, Barrett Way (VMI), vs. Liberty, Nov. 6, 2004
<b>Most Individual Yards Rushing:</b> .....	277, Thomas Haskins (VMI) vs. The Citadel, Nov. 16, 1996
<b>Most Individual Yards Passing:</b> .....	422, Dave Brown (VMI), vs. Appalachian State, Nov. 15, 1986
<b>Most Individual Yards Receiving:</b> .....	240, David Conklin (William & Mary), Sept. 13, 1997
<b>Most Individual Yards, Total Offense:</b> .....	426, Ryan Alexander (Davidson), Sept. 2, 2006
<b>Most Individual Receptions:</b> .....	11, Kwento Ikwuezunma (Chattanooga), Oct. 13, 2001
.....	Aryvea Holmes (Samford), Nov. 17, 2001
<b>Most Passes Intercepted (Individual):</b> .....	3, Marcus Johnson (The Citadel), Nov. 14, 1998
.....	Jim King (The Citadel), Oct. 22, 1970
.....	Kenny Booker (UT-Chattanooga), Oct. 20, 1984
<b>Most Team Yards Rushing:</b> .....	539, Georgia Southern vs. VMI, Oct. 2, 1999
<b>Fewest Team Yards Rushing:</b> .....	-4, Saint Francis, Sept. 6, 2008
<b>Most Team Yards Passing:</b> .....	498, William and Mary vs. VMI, Sept. 13, 1997
<b>Fewest Team Yards Passing:</b> .....	0, VMI vs. Richmond, Oct. 4, 2008
<b>Most Team Total Offense:</b> .....	688, UT-Chattanooga, Oct. 11, 1980
<b>Most Combined Total Offense:</b> .....	1138, VMI (648) vs. Presbyterian (490), Nov. 22, 2008
<b>Most First Downs:</b> .....	36, William & Mary, Oct. 12, 1991
<b>Most Yards Penalized:</b> .....	217, Richmond, Oct. 29, 1983
<b>Most Passes Intercepted (Team):</b> .....	6, Navy, Sept. 15, 1973
<b>Most Fumbles Lost:</b> .....	5, Appalachian State, Sept. 18, 1976 & Furman, Sept. 14, 1974
<b>Largest Crowd:</b> .....	10,000, VMI vs. Navy, Sept. 15, 1973
<b>Smallest Crowd:</b> .....	2,400, VMI vs. Davidson, Oct. 31, 1970



*Dave Brown threw for 422 yards against Appalachian State on November 15, 1986.*



*Craig Jones kicked an Alumni Memorial Field record five field goals against William & Mary in 1977.*



# When Was The Last Time...

**...A punt was returned for a touchdown?**

VMI: Teray Frost vs. Charleston Southern, 79 yards, Oct. 21, 2000  
Opp: Jonathan Crawford (Liberty), 65 yards, Nov. 10, 2007

**...A kickoff was returned for a touchdown?**

VMI: Tim Maypray vs. The Citadel, 99 yards, Nov. 17, 2007  
Opp: L.J. Fintall (Ohio), 97 yards, Sept. 27, 2008

**...An interception was returned for a touchdown?**

VMI: Tyler Reedy at Charleston Southern, 50 yards, Nov. 1, 2008  
Opp: Quantaves Jackson (Gardner-Webb), 46 yards, Oct. 20, 2007

**...A blocked punt was recovered for a touchdown?**

VMI: Musa Sarki vs. Charleston Southern, Oct. 11, 2003  
Opp: Alexius Ferguson (Charleston Southern), Oct. 21, 2006

**...A safety was recorded?**

VMI: Patrick McKinney vs. Liberty (RB Tackled in Endzone), Nov. 8, 2008  
Opp: Sherman Logan (Richmond, QB Tackled in Endzone), Sept. 16, 2006

**...A team's own fumble was recovered for a touchdown?**

VMI: Tim Maypray vs. Coastal Carolina, Oct. 27, 2007  
Opp: George Pressley (Gardner-Webb), Oct. 22, 2005

**...An opponent's fumble was recovered for a touchdown?**

VMI: Damiso Alexander vs. Saint Francis (Pa.), 46-yard return, Sept. 6, 2008  
Opp: Brandon Autry (Coastal Carolina), 31-yard return, Oct. 11, 2008

**...Teammates rushed for 100 yards?**

VMI: Tim Maypray, 235 yards, Howard Abegesah, 151 yards vs. Presbyterian, Nov. 22, 2008  
Opp: Edwin Gowins, 250 yards & Conte Cuttino, 233 yards, Stony Brook, Nov. 15, 2008

**...A quarterback had both 100 yards passing and rushing?**

VMI: Kyle Hughes, 136 yards rushing & 108 yards passing, vs. Robert Morris, Sept. 29, 2007  
Opp: Stacey Tutt, 104 yards rushing & 273 yards passing, Nov. 5, 2005

**...An individual rushed for 200 yards?**

VMI: Tim Maypray, 235 yards, vs. Presbyterian, Nov. 22, 2008  
Opp: Edwin Gowins, 250 yards & Conte Cuttino, 233 yards, Stony Brook, Nov. 15, 2008

**...A quarterback passed for 300 or more yards?**

VMI: Jonathan Wilson vs. Austin Peay, 306 yards, Nov. 8, 2003  
Opp: Brandon Miley (Presbyterian), 318 yards, Nov. 22, 2008

**...A receiver netted 100 yards in a game?**

VMI: Tim Maypray, 209 yards, vs. Charleston Southern, Nov. 3, 2007  
Opp: Brandon Clark (Presbyterian), 106 yards, Nov. 22, 2008

**...An individual rushed for 100 yards and netted 100 yards receiving?**

VMI: Sean Mizzer, 106 yards rushing, 104 yards receiving, vs. Western Carolina, Nov. 2, 2002  
Opp: N/A

**...An individual intercepted 3 passes in a game?**

VMI: Christian Kelly vs. Charleston Southern, Oct. 21, 2006  
Opp: Marcus Johnson (The Citadel), Nov. 14, 1998

**...An individual rushed for 3 or more touchdowns in a game?**

VMI: Tim Maypray, 3, vs. Presbyterian, Nov. 22, 2008  
Opp: Edwin Gowins (Stony Brook), 3, Nov. 15, 2008

**...An individual threw 4 or more touchdowns in a game?**

VMI: Jonathan Wilson vs. Gardner-Webb, 4, Oct. 22, 2005  
Opp: Stacy Tutt (Richmond), 4, Sept. 11, 2004

**...An individual caught 3 touchdown passes in a game?**

VMI: Teray Frost vs. The Citadel, Nov. 11, 2000  
Opp: William Andrews (Gardner-Webb), Oct. 18, 2003

**...A punt was blocked?**

VMI: Tripp Smith vs. Liberty, Nov. 6, 2004  
Opp: Chetyuane Reeder (Presbyterian), Nov. 22, 2008

**...A defensive 2-pt conversion was scored?**

VMI: Bryant Youngblood vs. Stony Brook, Nov. 15, 2008

**...A blocked field goal was returned for a touchdown?**

VMI: Robert Mason, 69 yards, vs. Austin Peay, Nov. 8, 2003

**...A shutout was recorded?**

VMI: vs. Saint Francis (49-0), Sept. 6, 2008  
Opponent: Georgetown (21-0), Oct. 9, 2004



*Kyle Hughes became the latest Keydet quarterback to pass for at least 100 yards and rush for at least 100 yards in 2007 against Robert Morris.*

INTRO

THIS IS VMI

PREVIEW

COACHES

PLAYER BIOS

OPPOSITION

STAFF

RECORDS

MEDIA



# Lettermen (1950-2008)

INTRO  
THIS IS VMI  
PREVIEW  
COACHES  
PLAYER BIOS  
POSITION  
STAFF  
RECORDS  
MEDIA

## A-A-A-A

Howard Abegesah, 2006-08  
Jerry Acuff, 1969-70  
John Adamez, 1986-88  
Joe Adeb, 1950  
Anthony Agostinelli, 1980-83  
Jeff Akers, 1997, 1999  
Damiso Alexander, 2007-08  
Byron Allen, 2008  
Floyd Allen, 1978-81  
Terrell Allen, 2005-06  
Will Alley, 1998-2000  
Mike Alston, 1976-79  
Kellam Ames, 1984  
Granville Amos, 1962-64  
Rudy Amos, 1961-62  
Bill Anderson, 1952  
Mel Anderson, 1958  
Marlon Anderson, 1992-95  
Ryan Anderson, 2005  
Andy Andrews, 1989-91  
Mike Andriunas, 2001  
Fred Anson, 1950  
Leslie Apedoe, 1999  
Robbie Appell, 2005-06  
Frank Arruzese, 1966  
Dewayne Arkadie, 1989-93  
Butch Armstead, 1959-61  
Jason Armstead, 1998-2001  
Greg Arnett, 1974-77  
Joe Arnold, 1973-76  
Keashawn Artis, 2005-07  
Bill Ator, 1988-89  
Mark Austin, 1995  
Jeff Ax, 1985

## B-B-B-B

Steve Bader, 1981  
Brett Badgett, 1994  
Lee Badgett, 1958-60  
Bill Bailey, 1974  
Jim Bailey, 1969-71  
Rob Bailey, 2008  
Barry Baker, 1973  
Jack Baker, 1994  
Curt Baldwin, 1986  
Todd Baldwin, 2002-05  
Bob Ball, 1970-72  
Barry Ballard, 1981  
Steve Ballowe, 1969  
John Bangley, 1979  
Fred Barber, 1993  
Keith Barber, 1976-77  
Keith Barfield, 1973  
Furnace Barnes, 2005  
Lee Barnes, 1966-68  
Jeff Barnes, 1987-89  
Marcus Barnes, 2002-05  
Jason Barnett, 1992-93  
Bryan Barnston, 2007-08  
Chris Barnwell, 1988  
William Barringer, 1989  
Leon Barrow, 2006-07  
Brent Barth, 1999-2002  
Don Basham, 1956  
Stan Bass, 1981-82  
Richard Bates, 1977-78  
Terry Batts, 1992  
Tom Baur, 1972  
Truman Baxter, 1957-58  
Biff Beale, 1988, 1990  
Chuck Beale, 1961-63  
Jabarr Bean, 1994-97  
Jack Beason, 1995-96  
Greg Beck, 1976-77  
Austin Beckham, 1978-81  
Foster Beeker, 1996  
Bob Beerbower, 1971  
Vern Beitzel, 1970-71  
John Bell, 1999-2002  
Willie Bell, 2005-06  
Mike Bellamy, 1977-79  
Walt Bellamy, 1977-79  
Joe Benda, 1977-78  
Charles Bennett, 1996-98  
Jeff Berkley, 1994  
Kirby Bernick, 1950  
Bob Biddle, 1966-68  
Cliff Biram, 1972-73  
Rick Biram, 1973  
Charlie Bishop 1966-67  
Brandon Bissell, 1995-97  
Bill Black, 1961-63  
Mark Black, 1985  
Eddie Blair, 1969-71  
Ozzie Blecher, 1981  
Aaron Blue, 2008  
Andy Boardman, 1976  
James Boatright, 2007-08

Larry Boese, 1964-65  
Bill Boland, 1970-71  
Clinton Bond, 1998  
Ron Bongiovanni, 1972-74  
Tommy Bonnett, 1950-52  
Bob Bookmiller, 1976-78  
Ross Booth, 1998-99, 2001, 2004  
Mark Bornhorst, 1982-84  
Jerry Borst, 1955-58  
Julian Bowers, 2008  
Mac Bowman, 1970-72  
William Bowman, 1984  
A.S. Boxley, 1951, 1953  
John Boyd, 1961-62  
Tom Boyer, 1996-99  
Danny Bradach, 1973-76  
Mike Bradley, 1999-2002  
Art Brandriff, 1957-58  
Ben Brandt, 2007-08  
Adam Brankamp, 2000-01, 2004  
Fritz Braunlich, 1986  
Keith Braxton, 1993-996  
David Brazier, 1989  
James Breckinridge, 1964-66  
Steve Breeding, 1969-71  
Shawn Breen, 1999  
Bill Brehaney, 1951-52  
Trent Bridges, 1983-86  
Jason Brinkmoeller, 2002  
Mark Bristol, 1985-87  
Jay Brock, 1982  
Cabell Brockman, 1997-98  
Hal Brodie, 1971-72  
George Brooks, 1970-72  
Ray Brooks, 1973-75  
Travis Brooks, 1998  
Jamie Browder, 1965  
Dave Brown, 1986-88  
Frank Brown, 1980  
Jeff Brown, 1984  
Jim Brown, 1975  
J.R. Brown, 1997  
Marcus Brown, 2004-07  
Rick Brown, 1989  
Robert Brown, 2004-07  
Sam Brown, 2000-03  
Steve Brown, 1999-2000  
Tony Browne, 1998-2001  
Henry Bruno, 1971  
William Bruant, 1966  
John Buchanan, 1994  
John Budde, 1978-80  
Glen Buck, 1989  
David Budlong, 1995-98  
Chris Bunn, 1986-87  
Zohn Burden, 2002-05  
Jim Burg, 1965-67  
Robert Burns, 1984-86  
Keith Burwell, 1992-93  
Scott Burris, 1996-98  
Joe Bush, 1962-64  
Ashley Butler, 1969  
Charlie Byrd, 1951-54  
Jimmy Byron, 1952

## C-C-C-C

Alonzo Cabell, 1990-92  
Mark Cager, 1986-89  
Don Caldwell, 1979  
Emilio Calvin, 2008  
Randy Campbell, 1959-61  
Tom Campbell, 1967-69  
John Candlier, 1959-61  
Martin Caples, 1958-60  
Thomas Carboni, 1981-83  
Skip Carleton, 1999-2002  
Greg Carlson, 2001-02  
Paul Carlton, 1950-52  
Lorenzo Carpenter, 1989-92  
Ward Carr, 1968  
Al Carter, 1988, 90  
Brett Carter, 1988  
Linwood Carter, 1965  
Scott Carter, 1981, 83  
Troy Carter, 1952-53  
Hunt Cary, 1991-92  
Jon Casarotti, 1990-91  
David Casteel, 2000-02  
Ryan Cates, 1998-2001  
Christopher Caudill, 1982  
John Caufield, 1970  
Gene Cauthen, 1998-2001  
Chip Cauce, 2005  
Walt Chalkey, 1971  
Bruce Chambers, 1970-72  
John Chapla, 1965-66  
Justin Chetney, 2006  
Robbie Chenault, 1997-99  
John Chicoli, 1986

## D-D-D-D

Kevin Daigh, 1969-71  
Bobby Dale, 1956-58  
Bryan Dalton, 1998  
Jim Daly, 1983-85  
Tom Daniel, 1958-59  
Sam Daniels, 1993-94  
David Darden, 1988  
Louis Darden, 1978-80  
Eric Davidson, 1989-90  
Bill Davis, 1961-63  
Chip Davis, 1974, 1976  
Conrad Davis, 1961-63  
Craig Davis, 1989  
James Davis, 1989-90  
Joey Davis, 1991  
Robert Davis, 1984-85  
Benny Day, 1956-57  
Chip DeCarli, 1975-76  
Bruce DeGroot, 1972  
Frank DeLaine, 1973-75  
Andy Dearman, 1972-74  
Daryl Deke, 1981  
Cal Depew, 1968  
D.J. Derenzo, 1986  
Bill Dermott, 1965  
John Devlin, 1991-94  
John Dick, 1973  
Erich Diehl, 1985-87  
Chuck Dinninger, 1950-52  
Tivris Dixon, 1995-97  
John Dodge, 1981  
Pat Donahue, 1984  
Tom Dooley, 1955  
Chris Doss, 1991-93

John Chisholm, 2000  
Cale Christensen, 1994-97  
George Chumbley, 1950-52  
Eric Church, 2008  
Chris Clark, 1984-87  
Jeff Clark, 1992  
Jordan Clark, 1994, 1996-98  
Melvin Clark, 1973  
Robby Clark, 1975-78  
Robert Clark, 1990-93  
Stillman Clark, 1999-2000  
Troy Clark, 1985-87  
James Clarke, 1966  
Phil Clayton, 1970  
Adrian Cmerek, 2002-04  
Barry Coceano, 1981-83  
Jerry Codutti, 1972-75  
Clifton Coger, 1984-86  
Bernie Colacicco, 1983, 1985  
Charlie Cole, 1961-63  
Mike Cole, 1971-73  
Tommy Cole, 1976  
Jimmy Coley, 1950  
Matt Coley, 1994-97  
Jud Collier, 1969  
Nick Collins, 1976-78  
Ray Collins, 1952, 1954  
Zach Collins, 2006-08  
Lucas Combs, 2007  
Hill Ellett, 1984-66  
David Ellington, 1969-70  
Frank Ellis, 2007-08  
Billy Elmore, 1955-56  
John Engels, 1956-58  
Eric Enslay, 1993  
Greg Enterline, 1982-84  
Bobby Epps, 2008  
Dick Evans, 1957-59  
Nick Evanusich, 1955-57  
Chi Chi Ezekwe, 2006-07

## E-E-E-E

Tommy Earle, 1977-79  
Frank Easterly, 1966-68  
Kris Edelman, 1991-92  
Mike Eden, 1978-81  
Heath Edmiston, 1994-97  
Nick Edwards, 1993-95  
Jerry Eggleston, 1950  
Claud Eley, 1950-51  
Greg Ellen, 1994-97  
Hill Ellett, 1984-66  
David Ellington, 1969-70  
Frank Ellis, 2007-08  
Billy Elmore, 1955-56  
John Engels, 1956-58  
Eric Enslay, 1993  
Greg Enterline, 1982-84  
Bobby Epps, 2008  
Dick Evans, 1957-59  
Nick Evanusich, 1955-57  
Chi Chi Ezekwe, 2006-07

## F-F-F-F

Jon Fabyonic, 1992-94  
John Falzone, 1965-66  
Lou Farmer, 1955-56  
Tony Farry, 1972-74  
Josh Favaro, 2007-08  
Martin Fedenko, 1977-79  
Greg Fedor, 1977-2000  
Neal Felty, 1983-84  
Dick Fencil, 1983-54  
Demond Ferabee, 1993-94  
Tom Ferguson, 1974-77  
Thomas Felvey, 1950, 1952  
Doug Finlayson, 1970  
Al Florini, 1963  
Martin Fisher, 1957  
Rusty Fitzgerald, 1963-65  
Jason Fletcher, 1996  
W.F. Flood, 1970  
Raymond Flowers, 1989-92  
Mike Foesch, 1990-91  
Mike Foley, 1951-54  
Wade Foltz, 1979-81  
Lee Foresman, 1976  
Jimmy Foster, 1955  
Wes Foster, 1955  
Andy Fox, 1996-97  
John Fox, 2003-05  
Vicheal Foxx, 2002-03, 2005  
Paul Fram, 1968-70  
Joe France, 1987  
John Frankeberger, 1950-51  
Bob Franks, 1971-73  
Mike Freeman, 1975-77  
Todd Freiwald, 1985-87  
Tom Frieze, 1998, 2000  
Dan Fritz, 1979-80  
Brian Froehlich, 1990, 1992-93  
Terry Frost, 1997-2000  
Bill Fuller, 1986  
Keith Fuller, 1991  
Glen Furr, 1972-74

## G-G-G-G

Pedro Garcia, 1998-99, 2001-02  
Johnny Garnett, 1974-77  
Jay Garrett, 1998-2000  
Robert Gay, 1992-93  
Tony Gentile, 1966-68  
Ralph George, 1973-76  
Andre Gibson, 1975-77  
Joey Gibson, 1999-2002  
Johnny Gilbert, 1952  
Rick Gilbert, 1978-79  
Don Giles, 1962-63  
Jim Sam Gillespie, 1957-58  
Jim Sam Gillespie III, 1992  
Jeff Gillette, 1994

Chris Gilliland, 2004-06  
Ed Glackin, 1973-76  
Chal Glenn, 1979  
Brian Gliba, 1993-95  
Kim Glidewell, 1973-76  
Dutch Goddard, 1974-77  
Geoff Goff, 1991-94  
Terrell Golden, 2004-05  
Jose Gomez, 1977-78  
Tim Gompers, 1974-75, 1977  
Steve Good, 1969  
Weir Goodwin, 1950-51  
Rick Goodwin, 2006-07  
Teddy Gottwald, 1979-82  
Andrew Gore, 2006-07  
Erwin Grabinsa, 1984  
Bill Graf, 1950  
Keith Graham, 1999-2002  
Bo Grant, 1974-76  
Mark Graybill, 1960-61  
Anthony Green, 1976, 1978  
Titus Green, 2001, 2003, 2005  
J.C. Gregory, 1966  
John Griffin, 1985, 1967-68  
Marcus Griffin, 1995  
Rick Griffith, 1969-70  
Bill Grigg, 1978, 1980-81  
Dan Griles, 1992-94  
A.J. Gross, 2008  
Jay Grumbling, 1950-51  
Marvin Gundy, 1993  
Bill Guy, 1952-53

## H-H-H-H

Bob Habasevic, 1966-68  
Bill Haberlein, 1958-60  
Tracy Hairston, 2008  
Rusty Hale, 1989-91  
Eric Hall, 2003-06  
John Hall, 1970-72  
Mike Hall, 1979-81  
Tom Halliday, 1967, 1969  
Tony Hamilton, 1976-78  
Phil Hamric, 1959  
George Handler, 2006-08  
Steve Harrington, 1966-68  
Grant Harris, 2003-05  
Greg Harris, 1993-96  
Mike Harris, 1995-98  
Noel Harris, 1978  
Ryan Harris, 2004  
Eric Harrison, 1987-88, 1990  
James Harrison, 1983  
Eric Hart, 1962-64  
Leon Hartless, 1960  
Thomas Haskins, 1993-96  
Mike Hatfield, 1980  
Bruce Hauck, 1983  
Taylor Hay, 1950  
Wade Hawkins, 1987-90  
Mike Hayes, 1997  
Tim Hayes, 1988-89  
Daryl Haymon, 1999-2000  
Willard Hays, 1950  
Tom Hedge, 1950  
Stewart Heishman, 1984-85  
Mark Hennigan, 1989  
Gabe Hensley, 1999-2000  
Wayne Hepler, 1969-70  
Paul Hebert, 1965-67  
John Herrin, 1998  
Jack Herzog, 2003-06  
Jake Hickman, 1994-97  
Justin Hickman, 2008  
Jack Hill, 1950  
Ron Hill, 1993, 1995-97  
John Hince, 1966-67  
Doug Hines, 1973-75  
Blake Hippensteel, 1981-83  
Steven Hill, 2008  
John Hobbs, 1973-76  
Bob Hockley, 1967-69  
Bill Hoehl, 1960-61  
Chris Hoffman, 1990  
Kelly Holbert, 1990-92  
Christian Holland, 1951  
Richard Holland, 1997, 99-00  
Colby Hollingsworth, 2003-06  
Ray Holloway, 2004  
Rod Hollowell, 1960  
Avi Hopkins, 1995-97  
Sam Horner, 1957-59  
Butch Hostetter, 1977-80  
Charles Houk, 1995-97  
Tommy Howell, 1970  
Craig Howard, 1999-2001  
Jeff Hubbard, 1992-94  
Jim Hubbard, 1987-89  
Paul Hudson, 1950-51

## I-I-I-I

Wilson Ileso, 2006  
George Inge, 1988-90  
Tom Inge, 1959  
Jim Ingram, 1970-71  
Mike Inteso, 1987  
Richard Irby, 1964, 1966  
Garland Isaacs 1972, 1974  
Steve Isola, 1991  
Gabe Itoka, 2007-08  
Gordon Ivescu, 1980

## J-J-J-J

Carl Jackson, 1970  
Darius Jackson, 1994, 1996-98  
Nathaniel Jackson, 2004-07  
P.J. Jackson, 1998-2000  
Oliver James, 1979-80  
Raleigh James, 1972  
Paul Janshego, 1954-55  
Greg Jarvis, 1987  
Tony Jaworski, 1970-71  
Rajah Jenkins, 2008  
Butch Jennings, 1990-91  
Mike Jensensky, 1979  
Thomas Jewett, 1980-82  
Andre Johnson, 1992-94  
Arturo Johnson, 1987  
Chris Johnson, 1986  
Christian Johnson, 2003-04  
Derrick Johnson, 1983-86  
Deshawn Johnson, 1994-96  
John Paul Johnson, 1955  
Kyle Johnson, 2006-08  
Marlon Johnson, 1995  
Pete Johnson, 1956-58  
Spike Johnson, 1992-93  
William Johnson, 1973  
Curtis Johnston, 1980-81  
Donnie Johnston, 2002-04  
Duke Johnston, 1956-57  
Bob Jones, 1970  
Cameron Jones, 2008  
Chaz Jones, 2008  
Cory Jones, 1990  
Craig Jones, 1976-79  
Glenn Jones, 1974-77  
Hugh Jones, 1964-65  
Robby Jones, 1977-79  
Royce Jones, 1952-54  
Stephone Jones, 1983-85  
Stinson Jones, 1958-61  
Toby Jones, 1981-83  
Bobby Jordan, 1954-57  
Brian Jordan, 1990-92

## K-K-K-K

Vic Kane, 1991-92  
Carl Kasko, 1956-58  
Rick Kastleberg, 1973  
Verne Keefer, 1956-58  
Frank Keeney, 2007  
Chris Keever, 1989-91  
John Keilty, 2007  
Jehan Keitt, 2003  
Christian Kelly, 2006-07  
Mike Kemp, 1987-89  
Yerry Kennaely, 1970  
Don Kern, 1959-60  
Rick Killmeyer, 1992-94  
Scott Kimball, 1983  
Mike Kimberly, 1989  
Randy Kinsey, 1970  
Robert Kislow, 1951  
Michael Kirk, 2000-03  
Ted Kirk, 1969-71  
Bill Kirkland, 1957-78  
Bruce Kitchen, 1979  
Karl Kinar, 1951-53  
Wes Kite, 2000, 2002  
Matthew Kluk, 1999-2002  
Don Komara, 1980-81  
Ken Kovac, 1984  
Travis Kraft, 1996  
Andy Kratt, 1994  
Jerry Kress, 1954  
Steve Krickovic, 1985-86



One Team. **2009 • VMI KEYDETS • FOOTBALL** One Corps.

Kerr Kump, 1967-68  
Tom Kurkoski, 1957-59

**L-L-L-L-L**

Bob LaPosta, 1965  
Frank Ladson, 1982-83  
Darian Lafferty, 1999-2001  
Jim Lambert, 1965  
Mark Lambert, 1975-77  
Pete Lampman, 1986-88  
Butch Land, 1962  
John Landry, 1970-72  
Jack Lanford, 1950-52  
Jay Lasek, 1980-82  
Boo Lassiter, 1989-90  
John Lauerman, 1950  
Charlie Lavery, 1952-55  
Brad Lawrence, 1988  
Steve Lawrence, 1975  
David Lawson, 1993  
Mark Layne, 1978-80  
Carl LeBourdais, 1954-56  
Bill Leck, 1950  
Mike Ledford, 1992-93  
Jerry Ledlow, 1985  
Bob Lee, 1964  
John Lee, 1984  
Tommy Leemon, 1969  
Ken Legum, 1959-61  
Rob Leighty, 1950-51  
Brian Lengvasky, 1997-99  
Al Lester, 1994-97  
Bruce Leve, 1962  
Cornell Lewis, 1995-97  
Charlie Liesfield, 2003-06  
Scott Lipscomb, 1980-83  
Tommy Lloyd, 2004-07  
Bob Lockridge, 1968-70  
Dickie Lockridge, 1979  
Jimmy Lofton, 1972-75  
John Long, 1981-84  
Chip Louthan, 1974  
Howie Lowden, 1994-96  
Jack Lowden, 1950  
Neil Lowenstein, 1982-84  
Travis Ludden, 2005-08  
John Ludt, 1967-69  
Allan Lunsford, 1989-90  
Frank Lumpkin, 1978  
Rick Lykins, 1970  
Dan Lytle, 1989-92  
Josh Lyles, 2001-04  
Dick Lyons, 1952, 1954-55

**M-M-M-M-M**

Travis Mabrey, 1987-89  
James MacDonald, 1950-51  
Gary Mackey, 1966-68  
Mike Maguigan, 1966, 1968  
Michael Mahoney, 1966  
Abey Malave-Lopez, 2000-02, 04  
Wayne Malast, 2000, 2002-03  
Mike Maleski, 2002-05  
Allan Mallis, 1986  
Thomas Manning, 1984  
Cameron Manuel, 1978  
Johnny Mapp, 1951-53  
Jeff Marcey, 2006-07  
Ted Mariani, 1951-52  
Alvin Markhand, 1950-51  
Chuck Marks, 1967-68  
Dan Martin, 1980-82  
Dave Martin, 1955  
Curtis Mason, 1989-92  
Robert Mason, 2002-05  
Art Massaro, 1982-84  
Kevin Massenburg, 1982  
Bland Massie, 1976  
Gabe Mastrobruno, 1977-80  
Kip Mattis, 1987  
Rick Mattoso, 1995  
Lawrence Mauck, 1976  
Matt Maxey, 1999-2002  
Jonathan Mayo, 1992-94  
Mike Mayo, 1984-87  
Tim Maypray, 2006-08  
Pete Mazik, 1962-63  
Anthony Mazza, 1951  
Jim McCallum, 1952  
Chuck McCarthy, 1984  
Pat McCarthy, 1977-79  
Tom McCarthy, 1982-85  
Travis McDaniel, 1991-93  
Pat McDowell, 1997, 2000  
Jim McFalls, 1955-58  
Dick McFarlin, 1950  
Bill McGarragh, 1984, 86-87  
Matt McGonagle, 2004  
William McGowan, 1966  
Dan McGrew, 1986-88  
Anthony McIntosh, 1985-88  
Mark McIntyre, 1972-73  
Steve McKenna, 1976-77, 1979  
Patrick McKinney, 2006-08  
Harry McKnight, 1972-74

Jeff McLean, 1976-78  
Chuck McLean, 1977-78  
Mark McLennan, 1955-56  
LaShae McMillan, 2004  
Bryant McMillan, 1991-92  
Terrence McMillan, 1988  
Richard McMinn, 1990  
Gary McNeal, 1955-56  
Bobby McQueen, 1973-76  
Graham McPherson, 1995-98  
Chris Meacham, 1990-93  
Ricky Mears, 1987-88  
Tanner Mebane, 1989-90  
Dennis Merklinger, 1960-61  
Ted Mervosh, 1964-66  
Matt Metheny, 1988-90  
Tom Mihalik, 1973-76  
Ned Mikula, 1968, 1970  
Dave Miles, 1973-75  
Bill Miller, 1952-55  
Brad Miller, 2003-04  
Scott Miller, 1969-70  
Malacki Mills, 1981-82  
John Milstead, 1990-92  
Nick Mims, 2006-08  
Marcus Mines, 1989-92  
Ryan Mingus, 2005, 2007  
Claiborne Minor, 1964-66  
Gil Minor, 1960-62  
Rick Minor, 1969  
Terry Minor, 1993-96  
Kirk Minton, 1973  
Aaron Mitchell, 1998, 2000  
Bobby Mitchell, 1982-83  
John Mitchell, 1982-83  
Kevin Mitchell, 1982-83  
Sidney Mitchner, 1992-94  
Rob Mittelstadt, 1999  
Sean Mizzer, 2002-04, 06  
Bob Modarelli, 1960-62  
Matt Modarelli, 1993  
Jose Mojica, 1996-97  
Justin Molloy, 1995-96  
Dan Monahan, 1984-85  
Kirk Monteone, 2003-05  
Joe Moody, 1954-56  
Lee Moon, 1967, 1969  
Alan Moore, 1966  
Pat Moore, 1971  
Ronnie Moore, 1972-75  
Sean Moore, 2002-05  
Joe Morabit, 1959  
Allen Morgan, 1972-74  
Jeff Morgan, 1976-79  
Johnny Morgan, 1953-54  
Mike Morgan, 1990-92  
Pat Morrison, 1959-61  
Chris Morris, 1999-2000  
John Morton, 1973  
Howard Moss, 1957-59  
Kenny Moseley, 1999, 2001  
Sam Moultrie, 1972  
Bill Mowil, 1962  
Defly Mubangu, 1997-99, 2001  
Doug Muirhead, 1970-71  
Mike Muller, 1978  
Kerry Mullin, 1976  
Mark Mulrooney, 1962-63  
Camillus Musselman, 1990-93  
Daniel Murphy, 1984  
Calvin Murray, 1980-82  
Hershel Murray, 1959  
Larry Murray, 1988  
Tom Myers, 1962-63

**N-N-N-N-N**

Tom Napier, 1970-72  
Steel Nardozi, 2003-05  
Joe Naselli, 1966-68  
Derek Neal, 2000  
Bill Nebraska, 1955-58  
Mike Nessary, 1983-85  
Chad Neely, 1994-95  
Ed Negro, 1977-78  
Roger Nerone, 1965  
Dan Newcomer, 1973-74  
Jay Newcomer, 1972-74  
Doug Nichols, 1970-71  
Richard Nickel, 1963  
Kyle Nikard, 2007-08  
John Noon, 1970  
Ronnie Norman, 1972-74  
Mike North, 1969-70  
Todd Northrop, 1987-89  
Butch Nunnally, 1961-63

**O-O-O-O-O**

Robert Oaks, 2003-04  
Jimmy O'Dell, 1958-59  
John O'Donnell, 1967  
Tim O'Neil, 1952  
George O'Neil, 1956, 1958  
Steve Oddi, 1974-77  
Dale Ogg, 1976-78  
Frank Oliver, 1965-66

Mike Ondos, 1958-59  
John Orrison, 1966  
Bob Osler, 1978-79  
Greg Otey, 1984-86  
Bob Owen, 1950  
Hunt Ozmer, 1975

**P-P-P-P-P**

Sam Palmer, 2008  
Steve Palmer, 1983-84  
Steve Pancham, 1983-85  
Brian Pannell, 1986, 1988-89  
Mark Pappas, 1981-82  
Jon Pardew, 1990-91  
Darius Parker, 1996-99  
Rick Parker, 1964  
Tom Parker, 1972-73  
Lance Parnell, 1990-91  
Kenneth Parns, 1966  
John Parrott, 1984-87  
Ed Patsney, 1962  
Maury Pauling, 2002-03  
Ken Patrick, 1959-60  
Mike Patterson, 1963-64  
Jeff Paul, 1989  
William Paulette, 1968  
Maury Pauling, 2001-04  
Joe Paustenbaugh, 1978  
Gerard Payne, 2006-07  
Ed Pearson, 1996, 2000  
Binnie Peay, 1961  
Clark Peele, 1971  
Mike Perfetti, 1989-92  
Chris Perry, 2004-05  
Gary Persinger, 1979-81  
Adam Petras, 2003-06  
Dave Petka, 1986-89  
Neal Petree, 1950-51  
William Pfeiffer, 1978  
Ambrose Phillips, 1983-85  
Richard Phillips, 1962-64  
Dan Phlegar, 1963-65  
Damon Pinerio, 1994  
Charles Plageman, 1986-89  
DeAngelo Plather, 2000-02  
Eric Plogger, 1991-92  
Wesley Poff, 1990  
David Poldiak, 2000-01, 03-04  
Bob Polk, 1960  
John Portasik, 1950-51  
Fred Poss, 1952-53  
Rives Potts, 1970  
Bill Powell, 1958-60  
Joseph Powell, 1951  
Bill Powers, 1986-87  
Eugene Price, 1990-93  
Gary Prica, 2002-04  
J.V. Price, 1961  
Brett Prillaman, 1998-2001  
Matt Prokop, 1999-2000  
Mark Pruden, 1982  
Wayne Purcell, 1987-90  
John Puvogel, 2000-01, 03-04  
Allan Pyke, 1973-75  
Dave Pyle, 1976-77

**Q-Q-Q-Q-Q**

Bo Quattrone, 1987-89  
Russ Quay, 1967  
John Quinn, 1959  
Brian Quisenberry, 1978-80  
Henry Quisenberry, 1950-51

**R-R-R-R-R**

Kelly Raber, 1981-82  
Bob Rader, 1955-57  
Eric Radford, 1973-76  
Jim Radle, 1982-84  
Tom Radle, 1980-81  
Michael Rainey-Wiles, 2007-08  
Paul Raizt, 1987  
Bill Ralph, 1951-53  
Glen Ralston, 1983  
George Ramer, 1951-53  
Pete Ramsey, 1969-71  
Robert Randolph, 1965-66  
Richard Rankin, 1965-66  
Jacob Ratcliff, 2001  
Sam Ratcliffe, 1973  
Alex Ray, 2008  
Steve Ray, 1970  
Kevin Reardon, 1991-93  
Dave Redman, 1984-85  
Adam Reel, 2004-06  
Andy Reel, 2001-02  
Bill Reed, 1962, 1964  
Ken Reeder, 1960-62  
Tyler Reedy, 2008  
Greg Reese, 1998  
Ron Reimman, 1984  
Don Reisch, 1970-71  
Tom Replogle, 1974-77  
Erik Reynolds, 1992-93  
Jeff Reynolds, 1974-76  
Jim Reynolds, 1975-77

Carl Rhodes, 1964-65  
Tom Rhodes, 1964-65, 1967  
Jim Rice, 1980-82  
Oscar Richardson, 1972-74  
John Riding, 1970  
Phil Riggleman, 1985-87  
George Ripley, 1950-51  
Worth Roberts, 1970  
Darryl Robinson, 1980-83  
Doug Robinson, 1988-89, 91-92  
George Robinson, 1950-51  
Joey Robinson, 2006-07  
Joseph Robinson, 1977  
Richard Robinson, 1996  
Jacob Rochester, 2005-08  
Bryan Rodriguez, 1999-2001  
Steve Roenker, 1987-89  
Mike Rogers, 1994-97  
Chuck Rogerson, 1983-84  
Louis Rolan, 1979-80  
Victor Rosen, 2004  
Bobby Ross, 1956-58  
Dwayne Ross, 1988-91  
Dan Rothermel, 1974  
Bryan Royster, 2005  
Louis Rucker, 1982-83, 85  
Melvin Rucker, 1979-82  
Nick Ruffin, 1958-58  
Chris Rule, 1988-90  
Mark Rumph, 1988-90  
Ray Rushton, 1980-82  
Brian Rychlik, 1992-93

**S-S-S-S-S**

Milt Salter, 1970-72  
Charles Sanders, 1992-93  
Walt Sanders, 1980-81  
Musa Sarki, 2000-03  
P.V. Sarver, 1983-84  
Robert Savage, 1978-80  
Brandon Savochka, 1992-93  
Bob Scaglione, 1983-85  
Tony Scades, 1989-92  
Cliff Schademan, 2004  
Ray Schaper, 1974-77  
Larry Schaudies, 1971-73  
Chip Scheelhorn, 1974-75  
Ryan Schelske, 2002  
Bob Schmalzreid, 1965-67  
Charlie Schmaus, 1966  
Alvin Schmidt, 1989-90  
Dave Schrader, 1969-70  
Andrew Schultz, 1992  
Ben Schultz, 1995, 1997  
Tom Schultze, 1972-73  
Ken Scott, 1958-59  
Mario Scott, 2007-08  
Derek Screen, 2000-03  
Brett Seifried, 1976-77  
Nick Seividio, 1952-54  
Matt Sharpe, 2001-03  
Wendell Shay, 1952-53  
Emmy Shedlock, 1965  
Harry Shepherd, 1956-57  
Jon Sherrord, 1993  
Gary Shick, 1972  
Fred Shirley, 1959-61  
Gary Shope, 1970  
Steve Short, 1980-82  
Carl Showalter, 1980-81  
Lou Shuba, 1959-60  
Jim Shumaker, 1961, 1963  
John Shuman, 1976-79  
Joe Siler, 1952-53  
R. C. Simmons, 2001-02, 2004  
Mike Sisler, 1967-69  
Rucker Slater, 1986  
Tom Slater, 1963-65  
Barry Smith, 1980-82  
Clarence Smith, 2002-03  
Derek Smith, 2006  
Fred Smith, 1966-68  
Jack Smith, 1994-95  
Julian Smith, 1967  
Larry Smith, 1966-68  
Reginald Smith, 1981-83  
Terry Smith, 1969  
Tripp Smith, 2001-04  
Charlie Snead, 1962-64  
Jeff Sneed, 2008  
T.J. Snelling, 2000-03  
Rob Snodgrass, 1993  
Buzz Snyder, 1955  
Joe Sokolowski, 1988-90  
Kevin Solomon, 1999-2001  
Allan Soltis, 1976-78  
Brian Southard, 1989-92  
Tom Sowers, 1968  
Tony Spevak, 1995-96  
Murphy Sprinkel, 1968-70  
George St. John, 1951  
Matt Staton, 1995  
Joseph Strafford, 1966  
Paul Staiger, 1973-74  
Bill Stainback, 1967-68

Ned Stepanovich, 1975-77  
Mark Stephenson, 1992-94  
Greg Stevens, 2008  
Marcus Stiltner, 1999-2001  
Lee Stillwell, 1966-68  
Mark Stock, 1985-86, 88  
Ryan Stratis, 2006  
Joe Straub, 1962-64  
Chris Strock, 1995  
Scott Strong, 1967  
Joe Stump, 1950  
Anthony Sturgill, 1999-2002  
Roger Sturgill, 1983  
Greg Sturz, 2001-03  
Jason Stutts, 1995-96  
Denny Sullivan, 1969-71  
Ty Summers, 1999-2002  
Darrell Summerville, 1994-95  
Robert Susnar, 1986-87  
Patrick Sweeney, 2007-08  
Levi Swindell, 2006-08  
Ron Swirk, 1955-57  
Keith Sykes, 1986-88

**T-T-T-T-T**

Judd Tabor, 1994  
Mike Talley, 1963, 1965  
Ryan Talley, 1995  
T.J. Talley, 2008  
Paul Tate, 1981, 1983  
Don Taylor, 1966-67  
Joe Taylor, 2006-08  
Keith Taylor, 2005-08  
Lionel Taylor, 1986-89  
Dennis Telzrow, 1964-66  
Hardy Temoney, 2008  
Mike Teubner, 1969-71  
Lloyd Thacker, 1957-58  
Mike Thacker, 1965-67  
Billy Thomas, 1994-97  
Blake Thomas, 1970, 1972  
Rick Thomas, 1969  
Jim Thomasselli, 1970  
Scott Thomasson, 1980-81  
Eric Thompson, 2002  
Maurice Thompson, 1982-84  
Terry Thompson, 1982-84  
Andre Thornton, 1994-97  
Jim Thornton, 1952-54  
Wayne Thornton, 1972  
Juan Thrasher, 2008  
Dap Tillery, 1987-90  
William Tilling, 1982-84  
Cris Timmons, 1978-80  
Andy Titone, 1986  
Maximilian Toch, 1966  
Lamont Toliver, 1984  
Hugh Tompkins, 1966-68  
Bruce Torbett, 1972-74  
Bill Tornabene, 1961-63  
Jim Toth, 1977  
Richard Townsend, 1972  
Tracy Toye, 1986-88  
Colby Trammell, 1967, 1969  
John Traynham, 1958-61  
Tom Trobridge, 1979-80  
Vince Trombetta, 1951  
Jim True, 1958  
Andy Tucker, 1961-63  
Mike Tucker, 1972  
Terry Tucker, 1992-94  
Todd Tudor, 1980, 1982-83  
Rick Tufaro, 1974-75  
John Turley, 1956  
R. C. Simmons, 1963-65  
Leon Turner, 1978  
Robert Turner, 1983  
Mike Tutor, 1993-95  
David Twillie, 1981-84  
David Tyler, 1982-84  
Sam Tyus, 1986

**U-U-U-U-U**

Steve Umberger, 1980-82  
Phil Upton, 1972-75

**V-V-V-V-V**

Dick Valentine, 1970-71  
Matt Van Wie, 2002  
Neil Varnado, 1988  
Bill Vaughn, 1950  
Dale Vaughn, 1954-55  
Scott Vaughn, 1983-84  
Ron Vaughns, 1999, 2001-03  
Buster Venable, 1969-70  
Andy Viola, 2005-08  
Daniel VonSchuch, 2006

**W-W-W-W-W**

Randy Wainman, 2004  
Doug Walker, 1961-63  
Eric Walker, 1990, 1992-93  
Greg Walker, 2008  
James Walker, 1984  
Jim Wall, 1985-86

Damani Wallace, 1993-95  
G.J. Walley, 1978-80  
Chris Walsh, 1999-2002  
Andrew Walton, 2004-05  
Aubrey Walton, 1984, 1986  
Jamaal Walton, 2003-06  
Tommy Walton, 2003  
Jeremy Ward, 2002-05  
Kris Ware, 2006, 2008  
Billy Dee Washington, 1998-2001  
Jeff Washington, 1977-79  
John Washington, 1986-89  
Kevin Washington, 1985-88  
Keith Washington, 1983-86  
Todd Washington, 1989-91  
Trae Watkins, 2008  
Mike Watson, 2006-07  
Tom Watt, 1950  
Bob Watts, 1966-67  
Barrett Way, 2004-06  
Marvin Watts, 1971-73  
Gregg Weaver, 1976-78  
Ed Webb, 1999-2001  
Rusty Webb, 2006  
Zach Webb, 2008  
Cliff Weddington, 1993  
Dick Weede, 1958-60  
Kyle Weidlich, 1980-81  
Mark Weiss, 1970-72  
Bill Welsh, 1961-63  
Eddie Wernitz, 1994-95  
Larry Wertz, 1964-66  
Jim Westbrook, 1969-70  
Lake Westfall, 1953-55  
Larry Wetsel, 1960  
Jamie Whalen, 1991-93  
Donnie White, 1962-64  
Jason White, 1995-98  
Jeff White, 1978-80  
Ken White, 1998-99  
Terry White, 1972-75  
Tim White, 1984-85  
Butch Whitit, 1963-64  
James Whitaker, 1988-90  
Court Whitman, 1996-98  
Quesuan Wigfall, 1997-2000  
Frank Wilder, 1990-91  
David Wilkinson, 1965-66  
Dick Wilkosz, 1974, 1976  
Ron Willard, 1959-61  
Calvin Williams, 1985-88  
Gene Williams, 1971-73  
Joe Williams, 1990-93  
Larry Williams, 1976-78  
Matt Williams, 2000  
Tim Williams, 1991-92, 1994-95  
Ty Williams, 1999, 2001  
Eddie Willis, 1963-65  
John Willison, 1973-76  
Bland Wilson, 1950  
John Wilson, 1983  
Jonathan Wilson, 2003-06  
Scott Wilson, 1994-95  
Lee Wimbish, 1980-83  
Josh Wine, 2007-08  
Cardell Winfield, 1995-98  
Warren Winning, 1981-83  
Carl Wittig, 1979  
Chris Witts, 1989-90  
Mike Wood, 1985, 1987-88  
Eric Woodhouse, 1984-85  
Chippy Woods, 1950-52  
Tony Woods, 1989-91  
Mike Woodward, 1974  
Dave Woodwine, 1951-54  
Richard Woolwine, 1980-81  
Roy Woolwine, 1984  
Sam Woolwine, 1978-80  
Sam E. Woolwine, 1955-57  
Michael Wooten, 1981-84  
Jimmy Workman, 1964  
DeWitt Worrrell, 1960-61  
Ed Woy, 1951-52  
Bo Wren, 2007-08  
Craig Wright, 1989  
James Wright, 1984-87  
Eric Wright, 1989-90

**Y-Y-Y-Y-Y**

Aaron Yarbough, 1997-2000  
Jeff Yates, 1975  
Rocky Yost, 1969-70  
Dan Young, 1984-87  
Bryant Youngblood, 2006-08

**Z-Z-Z-Z-Z**

Chris Zaleski, 1989  
Warren Zeiders, 1951-52  
Jeff Zeigler, 1989-92  
Ricky Zgol, 1984-86  
Daryoush Ziai, 1984  
Tony Zoetis, 1977-79

INTRO  
THIS IS VMI  
PREVIEW  
COACHES  
PLAYER BIOS  
OPPOSITION  
STAFF  
RECORDS  
MEDIA



# Honors & Awards

INTRO  
THIS IS VMI  
PREVIEW  
COACHES  
PLAYER BIOS  
OPPOSITION  
STAFF  
RECORDS  
MEDIA

## Henry Fairfax Ayers '06 Medal

(Given to the Most Valuable Player )

- 1971 - George Ramsey, III
- 1972 - Mac Bowman
- 1973 - Eugene Williams
- 1974 - Andy Dearman, III
- 1975 - Ronnie Moore
- 1976 - Kim Glidewell & John Willison, Jr.
- 1977 - Glen Jones
- 1978 - Robby Clark & Dale Ogg
- 1979 - Walt Bellamy & Jeff Morgan
- 1980 - Butch Hostetter
- 1981 - Floyd Allen
- 1982 - Melvin Rucker
- 1983 - Anthony Agostinelli
- 1984 - Mike Wooten
- 1985 - Al Comer
- 1986 - Keith Washington
- 1987 - Dan Young
- 1988 - Mark Stock
- 1989 - Charles Plageman
- 1990 - Wayne Purcell
- 1991 - Dwayne Ross
- 1992 - Kelly Holbert
- 1993 - Kevin Reardon
- 1998 - Andre Curtis
- 1999 - Stillman Clark
- 2000 - Richard Holland
- 2001 - Chris Walsh
- 2002 - Joey Gibson
- 2003 - Derik Screen
- 2004 - Robert Mason
- 2005 - Robert Mason
- 2006 - Sean Mizzer
- 2007 - Tim Maypray
- 2008 - Tim Maypray

## Harry G. Lee '47

### 12th Man Award

- 1989 - Frank Wilder
- 1990 - Alvin Schmidt
- 1991 - Matt Ankrum
- 1992 - Brian Gliba

## J. Smith Ferebee '27

### Coaches' Award

- 1989 - Mark Cager
- 1990 - Turner Mebane
- 1991 - Mike Perfetti
- 1992 - Brian Jordan
- 2005 - Travis Ludden
- 2006 - Jonathan Wilson

## Academic All-American

- 1976 - Bob Bookmiller (2nd Team)
- 1978 - \*Bob Bookmiller (2nd Team)
- Craig Jones (1st Team)
- 1979 - \*Craig Jones (1st Team)
- 1983 - David Twillie (2nd Team)
- 1984 - David Twillie (1st Team)
- 1986 - Dan Young (1st Team)
- 1987 - Dan Young (2nd Team)
- 1988 - Anthony McIntosh (1st Team)

\*Recipient NCAA Postgraduate scholarship

## Dr. Martin D. Delaney, Jr. '28

### Award

(Originally begun as the Award of Honor, it is now given to the Most Improved Football Player.)

- 1958 - John Engels
- 1959 - Marty Caples
- 1960 - Not Awarded
- 1961 - Dewitt Worrell
- 1962 - Not Awarded
- 1963 - Not Awarded
- 1964 - Richard Phillips
- 1965 - Unknown
- 1966 - James B. Clarke
- 1967-70 - Not Awarded
- 1971 - Tom Napier and Walt Chalkley
- 1972 - Blake Thomas
- 1973 - Cliff Biram
- 1974 - Ron Bongiovanni
- 1975 - Ray Brooks
- 1976 - Ralph George
- 1977 - Jim Reynolds
- 1978 - Allan Soltis
- 1979 - Rick Gilbert
- 1980 - Jeff White
- 1981 - Ozzie Belcher
- 1982 - Dan Martin
- 1983 - Frank Ladson
- 1984 - Neil Lowenstein
- 1985 - Kevin Washington
- 1986 - Erich Diehl
- 1987 - Phil Riggleman
- 1988 - John Adamez
- 1989 - Tony Douglas
- 1990 - Chris Witts
- 1991 - Andy Andrews
- 1992 - Robert Gay
- 1993 - Robert Gay
- 1998 - Darius Parker
- 1999 - Matt Kluk
- 2000 - Bryan Rodriguez
- 2001 - Michael Kirk
- 2002 - Musa Sarki
- 2003 - Jonathan Wilson
- 2004 - Kirk Monteleone
- 2005 - Mike Maleski
- 2006 - Jeff Marcey
- 2007 - George Handler
- 2008 - Zach Collins

## National Football Foundation Scholar-Athletes

- 1978 - Bob Bookmiller
- 1979 - Craig Jones
- 1982 - Teddy Gottwald
- 1984 - David Twillie
- 1987 - Dan Young
- 1988 - Anthony McIntosh
- 1989 - Charles Plageman

## Keydets in the NFL

- Sam Horner** - Washington Redskins (1960-61), New York Giants (1962-63)
- Pete Johnson** - Chicago Bears (1959)
- Joe Muha** - Philadelphia Eagles (1946-50)
- Bosh Pritchard** - Philadelphia Eagles (1942, 1946-51), New York Giants (1951)
- Vince Ragunas** - Pittsburgh Steelers (1949)
- Ray Reutt** - Pittsburgh-Philadelphia Steagles (1943)
- Mark Stock** - Pittsburgh Steelers (1989), Washington Redskins (1993 & 1994) & Indianapolis Colts (1996)
- Bobby Thomason** - Los Angeles Rams (1949), Green Bay Packers (1951), Philadelphia Eagles (1952-57)
- Mike Wooten** - Washington Redskins (1987)

## Keydets in Post-Season Play

- Floyd Allen, Senior Bowl (1982)
- Lorenzo Carpenter, All-America Classic (1992)
- Andy Dearman, All-American Bowl (1975)
- Howard Dyer, Senior Bowl (1961) & All-American Bowl (1961)
- Jay Grumbling, Blue-Gray (1951)
- Weir Goodwin, Blue-Gray (1951)
- Sam Horner, Blue-Gray (1960)
- Jack Hutchinson, Blue-Gray (1948)
- Craig Jones, Hula Bowl (1980)
- Jim McFalls, Senior Bowl (1959)
- Joe Muha, Blue-Gray (1942)
- Bosh Pritchard, Blue-Gray (1941)
- Mark Stock, East-West Shrine (1989) & Senior Bowl (1989)
- Paul Shu, Blue-Gray (1939)
- Joe Stump, Blue-Gray (1948)
- Bobby Thomason, Blue-Gray (1948)
- Cameron Thompson, Blue-Gray (1948)
- Gene Williams, All-American Bowl (1974)
- John Willison, All-American Bowl (1977)

**Note:** Some team awards were not given from 1994-98.



Thomas Haskins played for six seasons in the Canadian Football League with the Montreal Alouettes and the Edmonton Eskimos.





INTRO  
 THIS IS VMI  
 PREVIEW  
 COACHES  
 PLAYER BIOS  
 OPPOSITION  
 STAFF  
 RECORDS  
 MEDIA

**1921 (3-5-1)**

<b>VMI</b>	
13	Roanoke
32	Hampden-Sydney
20	Wake Forest
7	Virginia
7	at Pennsylvania
7	UNC (Richmond)
7	at N.C. State
7	at Kentucky
7	Virginia Tech (Roanoke)
<b>107</b>	<b>Totals</b>

**1927 (6-4-0)**

<b>OPP.</b>	<b>VMI</b>
0	37
0	22
0	0
14	32
21	8
20	6
7	20
14	7
26	0
<b>102</b>	<b>Totals</b>

**1933 (2-7-1)**

<b>OPP.</b>	<b>VMI</b>
0	0
0	6
7	0
0	0
13	19
10	13
0	0
0	6
25	0
9	0
<b>64</b>	<b>44</b>

**1939 (6-3-1)**

<b>OPP.</b>	<b>VMI</b>
20	41
37	0
32	2
6	20
13	16
12	7
14	0
21	7
15	13
0	19
<b>170</b>	<b>125</b>

**1922 (7-2-0)**

<b>VMI</b>	
34	at Lynchburg
50	Roanoke
62	Morris-Harvey
14	at Virginia
14	N.C. State (Norfolk)
61	Catholic U
7	UNC (Richmond)
46	at George Washington
3	Virginia Tech (Roanoke)
<b>291</b>	<b>Totals</b>

**1928 (5-3-2)**

<b>OPP.</b>	<b>VMI</b>
7	0
0	14
0	6
0	0
0	31
0	9
9	0
0	13
7	0
<b>23</b>	<b>6</b>

**1934 (1-8-0)**

<b>OPP.</b>	<b>VMI</b>
7	0
6	6
13	6
13	0
0	13
0	13
0	0
12	13
18	0
6	51
<b>75</b>	<b>Totals</b>

**1940 (7-2-1)**

<b>OPP.</b>	<b>VMI</b>
46	33
22	0
29	13
7	13
17	7
6	7
23	0
27	20
13	20
14	14
<b>190</b>	<b>127</b>

**1923 (9-1-0)**

<b>VMI</b>	
6	U.S. Marines
33	Lynchburg
7	at Georgia Tech
27	Roanoke
35	at Virginia
22	N.C. State
46	Emory & Henry
9	UNC (Richmond)
33	at Tennessee
6	Virginia Tech (Roanoke)
<b>224</b>	<b>Totals</b>

**1929 (8-2-0)**

<b>OPP.</b>	<b>VMI</b>
0	0
10	19
6	40
0	7
7	12
0	20
0	7
0	12
0	12
0	12
12	12
14	14
<b>155</b>	<b>Totals</b>

**1935 (2-7-1)**

<b>OPP.</b>	<b>VMI</b>
26	0
0	0
0	0
12	6
7	0
7	0
6	19
6	0
0	6
23	6
0	63
<b>61</b>	<b>Totals</b>

**1941 (4-6-0)**

<b>OPP.</b>	<b>VMI</b>
0	44
12	13
13	20
6	7
0	25
0	13
56	0
14	27
12	15
157	7
<b>134</b>	<b>Totals</b>

**1924 (6-3-1)**

<b>VMI</b>	
33	Wofford
39	Emory & Henry
0	at Georgia Tech
28	Roanoke
0	at Virginia
17	N.C. State (Richmond)
0	at North Carolina
10	at Kentucky
25	Hampden-Sydney
0	Virginia Tech (Roanoke)
<b>152</b>	<b>Totals</b>

**1930 (3-6-0)**

<b>OPP.</b>	<b>VMI</b>
0	0
3	12
0	6
13	6
7	0
3	0
3	6
0	0
0	0
0	0
0	0
30	0
<b>155</b>	<b>Totals</b>

**1936 (6-4-0)**

<b>OPP.</b>	<b>VMI</b>
19	0
0	24
0	0
7	13
13	0
20	20
0	12
32	21
26	13
24	0
<b>122</b>	<b>122</b>

**1942 (3-5-1)**

<b>OPP.</b>	<b>VMI</b>
0	0
7	0
38	6
38	38
38	29
0	20
6	6
0	0
7	6
6	6
140	111
<b>140</b>	<b>111</b>

**1925 (6-4-0)**

<b>VMI</b>	
33	Lynchburg College
27	N.C. State (Richmond)
9	Wofford
46	Emory & Henry
0	at Georgia Tech
17	Roanoke
10	at Virginia
27	UNC (Richmond)
0	Kentucky (Charleston, W.Va.)
0	Virginia Tech (Roanoke)
<b>169</b>	<b>Totals</b>

**1931 (3-6-1)**

<b>OPP.</b>	<b>VMI</b>
6	6
0	0
0	0
33	13
14	18
18	20
23	0
7	7
7	12
6	6
<b>82</b>	<b>Totals</b>

**1937 (5-5-0)**

<b>OPP.</b>	<b>VMI</b>
0	6
7	7
13	20
13	7
3	21
41	26
7	7
6	7
20	27
13	6
<b>123</b>	<b>134</b>

**1943 (2-6-0)**

<b>OPP.</b>	<b>VMI</b>
12	0
18	13
9	12
0	0
7	0
7	0
20	7
9	14
0	46
12	12
<b>94</b>	<b>Totals</b>

**1926 (5-5-0)**

<b>VMI</b>	
20	Wofford
10	Richmond
0	at Georgia Tech
7	Roanoke
7	Virginia
7	N.C. State (Richmond)
12	Davidson (Lynchburg)
0	at North Carolina
10	Kentucky (Charleston, W.Va.)
7	Virginia Tech (Roanoke)
<b>80</b>	<b>Totals</b>

**1932 (2-8-0)**

<b>OPP.</b>	<b>VMI</b>
0	0
13	0
13	0
14	6
0	0
7	6
28	7
9	7
14	0
0	0
<b>44</b>	<b>Totals</b>

**1938 (6-1-4)**

<b>OPP.</b>	<b>VMI</b>
6	33
23	12
44	0
12	7
12	13
4	14
12	47
20	6
7	19
26	6
2	2
<b>166</b>	<b>Totals</b>

**1944 (1-8-0)**

<b>OPP.</b>	<b>VMI</b>
26	6
7	7
12	2
26	0
7	6
6	12
0	0
14	6
6	65
6	6
0	0
2	2
<b>86</b>	<b>Totals</b>

**1921 (3-5-1) Totals**

<b>107</b>	<b>Totals</b>
------------	---------------

**1927 (6-4-0) Totals**

<b>144</b>	<b>Totals</b>
------------	---------------

**1933 (2-7-1) Totals**

<b>64</b>	<b>44</b>
-----------	-----------

**1939 (6-3-1) Totals**

<b>170</b>	<b>125</b>
------------	------------

**1922 (7-2-0) Totals**

<b>291</b>	<b>Totals</b>
------------	---------------

**1928 (5-3-2) Totals**

<b>95</b>	<b>Totals</b>
-----------	---------------

**1934 (1-8-0) Totals**

<b>75</b>	<b>Totals</b>
-----------	---------------

**1940 (7-2-1) Totals**

<b>190</b>	<b>127</b>
------------	------------

**1923 (9-1-0) Totals**

<b>224</b>	<b>Totals</b>
------------	---------------

**1929 (8-2-0) Totals**

<b>155</b>	<b>Totals</b>
------------	---------------

**1935 (2-7-1) Totals**

<b>61</b>	<b>Totals</b>
-----------	---------------

**1941 (4-6-0) Totals**

<b>173</b>	<b>Totals</b>
------------	---------------

**1924 (6-3-1) Totals**

<b>152</b>	<b>Totals</b>
------------	---------------

**1930 (3-6-0) Totals**

<b>30</b>	<b>Totals</b>
-----------	---------------

**1936 (6-4-0) Totals**

<b>122</b>	<b>122</b>
------------	------------

**1942 (3-5-1) Totals**

<b>130</b>	<b>Totals</b>
------------	---------------

**1925 (6-4-0) Totals**

<b>169</b>	<b>Totals</b>
------------	---------------

**1931 (3-6-1) Totals**

<b>82</b>	<b>Totals</b>
-----------	---------------

**1937 (5-5-0) Totals**

<b>123</b>	<b>134</b>
------------	------------

**1943 (2-6-0) Totals**

<b>94</b>	<b>Totals</b>
-----------	---------------

**1926 (5-5-0) Totals**

<b>80</b>	<b>Totals</b>
-----------	---------------

**1932 (2-8-0) Totals**

<b>44</b>	<b>Totals</b>
-----------	---------------

**1938 (6-1-4) Totals**

<b>166</b>	<b>Totals</b>
------------	---------------

**1944 (1-8-0) Totals**

<b>86</b>	<b>Totals</b>
-----------	---------------



**1945 (5-4-0)**

<b>VMI</b>		
37	Emory & Henry	0
40	at Richmond	6
7	Virginia (Lynchburg)	40
21	N.C. State	14
9	at William & Mary	13
27	Vanderbilt	13
0	at Maryland	38
7	Catawba	14
7	Virginia Tech (Roanoke)	0
<b>155</b>	<b>Totals</b>	<b>138</b>

**1946 (4-5-1)**

<b>VMI</b>		
21	Catawba	7
7	at Richmond	7
0	at Georgia Tech	32
8	at Virginia	19
25	Davidson	0
0	at William & Mary	41
7	N.C. State (Roanoke)	49
26	at Furman	7
21	The Citadel	6
7	Virginia Tech (Roanoke)	20
<b>122</b>	<b>Totals</b>	<b>188</b>

**1947 (3-5-1)**

<b>VMI</b>		
13	Catawba	6
13	George Washington	7
0	at Georgia Tech	20
20	at Richmond	21
6	Virginia	35
14	at Davidson	14
20	at William & Mary	28
6	at The Citadel	7
28	Virginia Tech (Roanoke)	14
<b>120</b>	<b>Totals</b>	<b>152</b>

**1948 (6-3-0)**

<b>VMI</b>		
28	Catawba	6
26	at George Washington	6
0	*William & Mary	31
9	at Richmond	0
14	at Virginia	26
33	Davidson	6
34	The Citadel	28
33	Virginia Tech (Roanoke)	7
<b>183</b>	<b>Totals</b>	<b>116</b>

\* Oyster Bowl - Norfolk, VA

**1949 (3-5-1)**

<b>VMI</b>		
7	Quantico Marines	14
14	G. Washington (Lynchburg)	7
6	at William & Mary	54
14	*Richmond	7
13	Virginia (Lynchburg)	32
14	at Army	40
47	Davidson	6
14	at The Citadel	19
28	Virginia Tech (Roanoke)	28
<b>157</b>	<b>Totals</b>	<b>207</b>

\* Tobacco Bowl-Richmond

**1950 (6-4-0)**

<b>VMI</b>		
S23	25 Wm. & Mary (Roanoke)	19
S29	12 at G. Washington	15
O7	26 at Richmond	14
O14	0 at Texas A & M	52
O21	13 at Virginia	26
O28	13 Catawba	14
N4	46 at Davidson	6
N11	14 at Georgia Tech	13
N18	13 The Citadel	7
N23	27 Va. Tech (Roanoke)	0
<b>189</b>	<b>Totals</b>	<b>166</b>

**1951 (7-3-0)**

**Southern Conference Champions**

<b>VMI</b>		
S15	7 at Cincinnati	26
S22	29 Wofford	6
S29	34 at Richmond	0
O6	20 at William & Mary	7
O20	14 at Virginia34	14
O27	34 at Catawba	13
N3	35 Davidson	20
N10	7 at Georgia Tech	34
N17	27 at The Citadel	21
N22	20 Virginia Tech (Roanoke)	7
<b>227</b>	<b>Totals</b>	<b>162</b>

**1952 (3-6-1)**

<b>VMI</b>		
S20	13 William & Mary (Roanoke)	34
S26	0 at Miami (FL)	45
O4	28 Richmond	14
O10	28 at Florida State	7
O18	14 *Virginia	33
O24	20 at George Washington	20
N1	14 at Army	42
N8	21 W. Virginia (Roanoke)	39
N15	20 The Citadel	19
N27	7 Virginia Tech (Roanoke)	26
<b>165</b>	<b>Totals</b>	<b>279</b>

\* Tobacco Bowl - Richmond, VA

**1953 (5-5-0)**

<b>VMI</b>		
S19	44 Catawba	0
S26	13 George Washington	14
O3	7 at Richmond	13
O10	14 at The Citadel	0
O17	21 at Virginia6	52
O24	20 at West Virginia	12
O31	7 at Florida State	19
N7	20 William & Mary (Roanoke)	67
N14	0 at Cincinnati	13
N26	28 Virginia Tech (Roanoke)	196
<b>174</b>	<b>Totals</b>	<b>196</b>

**1954 (4-6-0)**

<b>VMI</b>		
S18	0 Davidson	19
S25	16 at George Washington	14
O2	19 at Richmond	6
O9	0 at Boston College	44
O16	0 at Virginia21	40
O23	6 West Virginia (Bluefield)	33
O30	19 Florida State (Lynchburg)	0
N6	21 William & Mary (Roanoke)	0
N13	42 The Citadel	0
N25	9 Virginia Tech (Roanoke)	46
<b>132</b>	<b>Totals</b>	<b>223</b>

**1955 (1-9-0)**

<b>VMI</b>		
S17	7 at Tulane	20
S24	6 George Wash. (Roanoke)	25
O1	0 Richmond	21
O8	12 West Virginia (Bluefield)	47
O15	13 at Virginia	20
O22	7 Davidson	21
O29	13 at William & Mary	20
N5	0 at Lehigh	39
N12	14 at The Citadel	7
N19	13 Virginia Tech (Roanoke)	39
<b>85</b>	<b>Totals</b>	<b>259</b>

**1956 (3-6-1)**

<b>VMI</b>		
S15	47 at Stetson	6
S22	0 at Virginia	18
S29	12 at Army	32
O6	35 at Richmond	20
O13	20 Lehigh	27
O19	14 at George Washington	40
O27	13 at Davidson	13
N3	20 W&M (Lynchburg)	6
N10	6 at West Virginia	13
N22	0 Virginia Tech (Roanoke)	45
<b>167</b>	<b>Totals</b>	<b>220</b>

**1957 (9-0-1)**

**Southern Conference Champions**

<b>VMI</b>		
S21	7 at Tampa	26
S28	21 at Holy Cross	6
O5	28 at Richmond	0
O12	26 Davidson	7
O19	14 at William & Mary	14
O26	26 GWU (Roanoke)	14
N2	20 at Virginia	13
N9	12 at Lehigh	34
N16	33 The Citadel	21
N28	14 Virginia Tech (Roanoke)	7
<b>201</b>	<b>Totals</b>	<b>101</b>

**1958 (6-2-2)**

<b>VMI</b>		
S20	46 Morehead State	20
S27	33 at Villanova	6
O4	12 Richmond	6
O11	6 William & Mary (Bluefield)	6
O18	13 at Tampa	12
O25	42 at Davidson	7
N1	33 Virginia (Norfolk)	0
N8	7 Lehigh (Lynchburg)	7
N15	6 at The Citadel	14
N27	16 Virginia Tech (Roanoke)	21
<b>214</b>	<b>Totals</b>	<b>99</b>

**1959 (8-1-1)**

**Southern Conference Champions**

<b>VMI</b>		
S19	46 at Marshall	0
S26	0 at Penn State	21
O3	14 Richmond (Portsmouth)	14
O10	19 Virginia (Lynchburg)	12
O17	26 William & Mary (Norfolk)	7
O24	34 Davidson	7
O30	28 at George Washington	6
N7	7 at Lehigh	6
N14	32 The Citadel	8
N26	37 Virginia Tech (Roanoke)	12
<b>243</b>	<b>Totals</b>	<b>93</b>

**1960 (7-2-1)**

**Southern Conference Champions**

<b>VMI</b>		
S17	33 at William & Mary	21
S24	28 at Buffalo	14
O1	21 Richmond	6
O7	34 at George Washington	10
O15	30 at Virginia	16
O22	14 at Boston College	14
O29	8 at Memphis State	21
N5	18 Lehigh	14
N12	20 at The Citadel	6
N24	12 Va. Tech (Roanoke)	13
<b>218</b>	<b>Totals</b>	<b>135</b>

**1961 (6-4-0)**

<b>VMI</b>		
S16	33 at Marshall	6
S23	0 at Villanova	22
S29	8 at Richmond	6
O7	6 at G. Washington	30
O14	7 Virginia (Norfolk)	14
O21	13 at Davidson	0
O28	14 at William & Mary	7
N4	8 The Citadel	14
N11	39 at Buffalo	6
N23	6 Virginia Tech (Roanoke)	6
<b>134</b>	<b>Totals</b>	<b>105</b>

**1962 (6-4-0)**

**Southern Conference Champions**

<b>VMI</b>		
S15	22 G. Wash. (Lynchburg)	6
S22	0 at Villanova	24
S28	21 at Richmond	0
O6	0 at Boston College	18
O13	6 at Virginia	28
O20	20 Davidson	7
O27	6 William & Mary	0
N3	16 at The Citadel	7
N10	14 at Holy Cross	20
N22	14 Virginia Tech (Roanoke)	9
<b>119</b>	<b>Totals</b>	<b>119</b>

**1963 (3-5-2)**

<b>VMI</b>		
S21	14 George Washington	6
S28	6 at Iowa State	21
O5	10 at Davidson	10
O12	0 Virginia (Richmond)	6
O19	12 *Navy	21
O25	7 at Richmond	7
N2	26 at William & Mary	6
N9	12 at Holy Cross	14
N16	33 The Citadel	8
N28	20 Virginia Tech (Roanoke)	35
<b>140</b>	<b>Totals</b>	<b>134</b>

\* Oyster Bowl - Norfolk, VA

**1964 (1-9-0)**

<b>VMI</b>		
S19	12 William & Mary	14
S26	14 at Richmond	20
O3	7 at Villanova	27
O10	19 *Virginia	20
O17	10 at Buffalo	14
O24	35 Davidson	0
O31	6 at Tulane	25
N6	7 at Detroit	28
N14	0 at The Citadel	17
N26	13 Virginia Tech (Roanoke)	35
<b>123</b>	<b>Totals</b>	<b>200</b>

\* Tobacco Bowl - Richmond, VA

**1965 (3-7-0)**

<b>VMI</b>		
S18	21 at William & Mary	32
S25	7 at Army	21
O2	0 at George Washington	14
O9	10 at Virginia	14
O16	0 at Southern Mississippi	3
O23	16 at Davidson	10
O30	12 at Boston College	41
N6	21 Richmond	14
N13	21 The Citadel	7
N25	13 Va. Tech (Roanoke)	44
<b>121</b>	<b>Totals</b>	<b>200</b>

**1966 (2-8-0)**

<b>VMI</b>		
S17	14 at Villanova	13
S24	7 Georgia (Roanoke)	43
O1	0 at Boston College	14
O7	34 at Richmond	20
O15	27 at Virginia	38
O22	0 George Washington	13
O29	15 William & Mary	22
N5	6 at So. Mississippi	42
N12	14 at The Citadel	30
N24	12 Va. Tech (Roanoke)	70
<b>129</b>	<b>Totals</b>	<b>305</b>

**1967 (6-4-0)**

<b>VMI</b>		
S16	46 Davidson	21
S23	9 at West Virginia	21
S30	0 Richmond	3
O7	28 *William & Mary	33
O14	22 The Citadel (Roanoke)	11
O21	6 at Georgia	56
O28	18 at Virginia	13
N4	38 Akron	14
N11	26 at Boston College	13
N23	12 Va. Tech (Roanoke)	10
<b>205</b>	<b>Totals</b>	<b>195</b>

\* Tobacco Bowl - Richmond, VA



INTRO  
 THIS IS VMI  
 PREVIEW  
 COACHES  
 PLAYER BIOS  
 OPPOSITION  
 STAFF  
 RECORDS  
 MEDIA

**1968 (1-9-0)**

<b>VMI</b>		
S21	12	at Vanderbilt
S28	0	at Virginia
O5	13	Villanova
O11	7	W.Virginia (Roanoke)
O19	8	at The Citadel
O26	10	William & Mary
N2	0	at Richmond
N9	21	at Davidson
N16	13	at Boston College
N28	6	Va. Tech (Roanoke)
<b>90</b>		<b>Totals</b>

**1969 (0-10-0)**

<b>VMI</b>		
S20	0	at Rice
S27	0	Richmond
O4	0	at West Virginia
O11	10	*Virginia
O18	2	The Citadel
O25	17	at William & Mary
N1	6	at Davidson
N8	11	at North Carolina
N15	32	at Boston College
N27	0	Va. Tech (Roanoke)
<b>78</b>		<b>Totals</b>

\* Tobacco Bowl - Richmond, VA

**1970 (1-10-0)**

<b>VMI</b>		
S12	13	Furman
S19	0	at Rice
S26	10	at West Virginia
O3	3	at Boston College
O10	10	at Virginia
O17	10	William & Mary
O24	9	at The Citadel
O31	21	Davidson
N7	13	at North Carolina
N14	17	at Richmond
N21	14	Va. Tech (Roanoke)
<b>120</b>		<b>Totals</b>

**1971 (1-10-0)**

<b>VMI</b>		
S18	27	Davidson
S25	3	at Villanova
O2	0	at Furman
O9	24	The Citadel
O16	6	at Richmond
O23	7	at William & Mary
O30	0	at Maryland
N6	0	at So. Mississippi
N13	3	at West Virginia
N20	8	Chattanooga
N27	0	Va. Tech (Roanoke)
<b>78</b>		<b>Totals</b>

**1972 (2-9-0)**

<b>VMI</b>		
S9	3	East Carolina
S16	14	Davidson
S23	16	at Maryland
S30	15	at Richmond
O7	3	at The Citadel
O14	14	at Virginia
O21	3	William & Mary
O28	10	at Dayton
N4	31	Furman
N11	24	at West Virginia
N18	17	at UT-Chattanooga
<b>150</b>		<b>Totals</b>

**1973 (3-8-0)**

<b>VMI</b>		
S8	0	at Virginia
S15	8	Navy
S22	0	at Richmond
S29	0	at Tulane
O6	23	The Citadel
O13	7	at East Carolina
O20	13	at Furman
O27	14	at William & Mary
N3	24	Davidson
N10	7	at Georgia Tech
N17	22	at Virginia Tech
<b>118</b>		<b>Totals</b>

**1974 (7-4-0)**  
**Southern Conference**  
**Champions**

<b>VMI</b>			<b>OPP.</b>
S14	7	Furman	0
S21	7	at Vanderbilt	45
S28	43	at Davidson	7
O5	22	*Virginia Tech	17
O12	20	at The Citadel	9
O19	14	at So. Mississippi	15
O26	31	William & Mary	20
N2	14	at Richmond	17
N9	10	at Virginia	28
N16	31	Colgate	14
N23	13	East Carolina	3
<b>212</b>		<b>Totals</b>	<b>175</b>

\* Tobacco Bowl - Richmond

**1975 (3-8-0)**

<b>VMI</b>			<b>OPP.</b>
S13	9	Delaware	10
S20	21	at Virginia	22
S27	55	Davidson	0
O4	13	at Furman	0
O11	10	at Georgia Tech	38
O18	19	*Richmond	24
O25	3	The Citadel	6
N8	7	William & Mary	13
N15	0	at Virginia Tech	33
N22	12	at East Carolina	28
N29	13	at Connecticut	3
<b>162</b>		<b>Totals</b>	<b>187</b>

\* Tobacco Bowl - Richmond, VA

**1976 (5-5-0)**

<b>VMI</b>			<b>OPP.</b>
S11	20	at William & Mary	34
S18	12	Appalachian State	31
S25	0	at Richmond	43
O2	17	Furman	3
O9	7	*Virginia Tech	37
O16	3	East Carolina	17
O23	10	at Delaware	6
O30	13	**Virginia	7
N6	30	at The Citadel	14
N20	26	Indiana State	14
<b>138</b>		<b>Totals</b>	<b>206</b>

\* Tobacco Bowl - Richmond, VA  
\*\* Oyster Bowl - Norfolk, VA

**1977 (7-4-0)**  
**Southern Conference**  
**Champions**

<b>VMI</b>			<b>OPP.</b>
S10	23	William & Mary	13
S17	14	at Army	27
S24	13	at East Carolina	14
O8	25	Richmond	0
O15	19	The Citadel	3
O22	20	at Lehigh	30
O29	21	Davidson	0
N5	30	at Virginia	6
N12	31	at Furman	7
N19	20	Rhode Island	28
N26	7	at Virginia Tech	27
<b>223</b>		<b>Totals</b>	<b>155</b>

**1978 (3-8-0)**

<b>VMI</b>			<b>OPP.</b>
S9	3	at William & Mary	10
S16	25	Bucknell	14
S23	3	at The Citadel	14
S30	17	at Virginia	9
O7	6	East Carolina	19
O14	23	*Richmond	6
O21	10	Lehigh	14
O28	12	Western Carolina	41
N4	3	at Georgia	41
N11	10	Appalachian State	31
N18	2	at Virginia Tech	28
<b>114</b>		<b>Totals</b>	<b>227</b>

\* Tobacco Bowl - Richmond, VA

**1979 (6-4-1)**

<b>VMI</b>			<b>OPP.</b>
S8	7	William & Mary	3
S15	17	Richmond	7
S22	0	at Virginia	19
S29	10	at East Carolina	45
O6	24	East Tennessee St.	14
O13	27	at Appalachian St.	22
O20	6	The Citadel	37
O27	21	Furman	20
N3	13	Connecticut	13
N10	13	at Marshall	3
N17	20	Virginia Tech	27
<b>158</b>		<b>Totals</b>	<b>210</b>

**1980 (3-7-1)**

<b>VMI</b>			<b>OPP.</b>
S6	14	at Western Carolina	16
S13	13	at William & Mary	10
S20	17	Marshall	3
S27	16	at Furman	21
O4	0	at The Citadel	28
O11	10	U.T./Chattanooga	55
O18	22	at Richmond	17
O25	6	Villanova	17
N1	22	at Boston University	38
N8	16	Appalachian State	16
N15	6	*Virginia Tech	21
<b>142</b>		<b>Totals</b>	<b>242</b>

\* Oyster Bowl - Norfolk, VA

**1981 (6-3-1)**

<b>VMI</b>			<b>OPP.</b>
S12	21	Western Carolina	14
S19	14	at Army	7
S26	31	William & Mary	14
O10	14	*The Citadel	0
O17	14	at Appalachian St.	14
O24	20	at Marshall	16
O31	10	at Virginia	13
N7	14	Richmond	45
N14	21	Furman	33
N21	6	at Virginia Tech	0
<b>165</b>		<b>Totals</b>	<b>156</b>

\* Oyster Bowl, Norfolk, VA

**1982 (5-6-0)**

<b>VMI</b>			<b>OPP.</b>
S11	21	at East Tenn. State	3
S18	12	at William & Mary	24
S25	69	Central Florida	0
O2	3	at Furman	38
O9	7	at The Citadel	21
O16	35	James Madison	7
O23	14	*Richmond	0
O30	0	at Virginia	37
N6	20	Marshall	22
N13	31	Appalachian State	14
N20	3	**Virginia Tech	14
<b>221</b>		<b>Totals</b>	<b>180</b>

\* Tobacco Bowl - Richmond, VA  
\*\* Oyster Bowl - Norfolk, VA

**1983 (2-9-0)**

<b>VMI</b>			<b>OPP.</b>
S10	14	William & Mary	28
S17	0	at Appalachian St.	31
S24	0	at Virginia Tech	28
O1	0	Furman	49
O8	6	The Citadel	27
O15	10	at Virginia	38
O22	24	East Tenn. State	12
O29	19	Richmond	35
N5	6	at U.T.-Chattanooga	23
N12	14	Maine	12
N19	7	at Marshall	56
<b>100</b>		<b>Totals</b>	<b>339</b>

**1984 (1-9-0)**

<b>VMI</b>			<b>OPP.</b>
S8	13	at William & Mary	24
S15	7	at Virginia	35
S22	16	Western Carolina	22
S29	20	Appalachian State	16
O6	7	*Virginia Tech	54
O20	0	U.T.-Chattanooga	35
O27	3	at Richmond	45
N3	24	at The Citadel	27
N10	17	at James Madison	21
N17	14	Boston University	41
<b>121</b>		<b>Totals</b>	<b>320</b>

\* Oyster Bowl - Norfolk, VA

**1985 (3-7-1)**

<b>VMI</b>			<b>OPP.</b>
S14	15	at Virginia	40
S21	14	Richmond	28
S28	7	at North Carolina	51
O5	14	The Citadel	14
O12	23	East Tennessee State	19
O19	16	at Marshall	21
O26	39	William and Mary	38
N2	10	at Appalachian St.	26
N9	14	James Madison	7
N16	7	at U.T.-Chattanooga	54
N23	30	at Western Carolina	35
<b>189</b>		<b>Totals</b>	<b>333</b>

**1986 (1-10-0)**

<b>VMI</b>			<b>OPP.</b>
S13	22	at William & Mary	37
S20	3	Furman	34
S27	7	at James Madison	39
O4	9	Marshall	16
O11	47	at The Citadel	30
O18	9	at Richmond	40
O25	0	at Western Carolina	34
N1	9	Central Florida	38
N8	6	at Georgia Tech	52
N15	6	Appalachian State	19
N22	20	at East Tennessee St.	31
<b>138</b>		<b>Totals</b>	<b>370</b>

**1987 (4-7-0)**

<b>VMI</b>			<b>OPP.</b>
S12	24	West Virginia Tech	3
S19	10	at Appalachian St.	27
S26	27	Wofford	11
O3	0	at Virginia	30
O10	7	at The Citadel	3
O17	17	James Madison	20
O24	7	at Marshall	42
O31	6	*William & Mary	17
N7	0	at Furman	38
N14	20	East Tennessee St.	13
N21	0	U.T.-Chattanooga	31
<b>118</b>		<b>Totals</b>	<b>235</b>

\* Oyster Bowl - Norfolk, VA

**1988 (2-9-0)**

<b>VMI</b>			<b>OPP.</b>
S3	10	at East Tennessee State	26
S10	7	at William & Mary	30
S17	13	Richmond	14
S24	20	Marshall	24
O1	13	at Furman	31
O8	20	Appalachian State	34
O22	0	at James Madison	37
O29	18	Wofford	17
N5	7	at Georgia Tech	34
N12	20	*The Citadel	31
N19	24	Western Carolina	20
<b>152</b>		<b>Totals</b>	<b>298</b>

\* Oyster Bowl - Norfolk, VA



One Team. **2009 • VMI KEYDETS • FOOTBALL** One Corps.

INTRO  
 THIS IS VMI  
 PREVIEW  
 COACHES  
 PLAYER BIOS  
 OPPOSITION  
 STAFF  
 RECORDS  
 MEDIA

**1989 (2-8-1)**

<b>VMI</b>		
S2	16	East Tennessee State
S9	7	at North Carolina
S16	17	William & Mary
S23	22	at Richmond
S30	6	Furman
O7	0	at Appalachian State
O21	0	at James Madison
O28	10	at Marshall
N4	39	Davidson
N11	20	The Citadel
N18	14	at U.T.-Chattanooga
<b>Totals</b>	<b>151</b>	

**1994 (1-10)**

<b>OPP. VMI</b>		
S3	31	Richmond
S17	21	at East Tennessee State
S24	7	at William and Mary
O1	0	at Georgia Southern
O8	7	Marshall
O15	14	at U.T.-Chattanooga
O22	11	Furman
O29	7	Western Carolina
N5	15	James Madison
N12	14	*The Citadel
N19	26	at Appalachian State (OT)
<b>Totals</b>	<b>153</b>	

\* Oyster Bowl - Norfolk, VA

**1999 (1-10)**

<b>OPP. VMI</b>		
S4	6	at Richmond
S11	15	Concord
S18	17	East Tennessee State
S25	0	at Furman
O2	0	Georgia Southern
O9	10	at Wofford
O16	0	Chattanooga
O23	14	William & Mary
O30	2	at Western Carolina
N6	7	Appalachian State
N13	6	at The Citadel
<b>Totals</b>	<b>77</b>	

**2004 (0-11)**

<b>OPP. VMI</b>		
S4	14	at Ohio
S11	7	Richmond
S18	10	Tennessee Tech
S25	6	at William & Mary
O2	24	at Charleston Southern
O9	0	at Georgetown
O16	14	Coastal Carolina
O23	17	at Gardner-Webb
O30	10	at James Madison
N6	17	Liberty
N20	18	Wofford
<b>Totals</b>	<b>137</b>	

**1990 (4-7-0)**

<b>VMI</b>		
S1	24	Catawba
S8	20	at Western Carolina
S15	24	James Madison
S22	17	at Army
O6	22	at Furman
O13	47	*William & Mary
O20	66	West Virginia Tech
O27	7	Marshall
N3	3	at The Citadel
N10	0	Appalachian State
N17	21	at East Tennessee State
<b>Totals</b>	<b>251</b>	

\* Oyster Bowl - Norfolk, VA

**1995 (4-7)**

<b>OPP. VMI</b>		
S2	28	at Richmond
S9	50	Liberty
S16	37	East Tennessee State
S23	24	at Furman
S30	7	William & Mary
O7	21	at Marshall
O14	17	U.T.-Chattanooga
O28	14	at Western Carolina
N4	24	Appalachian State
N11	34	at The Citadel
N18	13	*Georgia Southern
<b>Totals</b>	<b>153</b>	

\* Oyster Bowl - Norfolk, VA

**2000 (2-9)**

<b>OPP. VMI</b>		
S2	31	Duquesne
S9	15	at William & Mary
S16	3	at East Tennessee State
S23	21	Furman
S30	3	at Georgia Southern
O7	28	Wofford
O14	14	at Chattanooga
O21	40	Charleston Southern
O28	31	Western Carolina
N4	0	at Appalachian State
N11	41	The Citadel
<b>Totals</b>	<b>227</b>	

**2005 (3-8)**

<b>OPP. VMI</b>		
S3	33	Davidson
S10	7	William & Mary
S17	14	at Duke
S24	26	Lehigh
O1	10	at Liberty
O8	34	Charleston Southern
O15	23	at Wofford
O22	52	Gardner-Webb (3OT)
O29	14	at #13 Coastal Carolina
N5	3	at #23 Richmond
N19	14	The Citadel
<b>Totals</b>	<b>230</b>	

**1991 (4-7-0)**

<b>VMI</b>		
S7	35	East Tennessee State
S14	19	at Appalachian State
S21	42	Lafayette
S28	38	at Richmond
O5	28	Furman
O12	26	William & Mary
O26	14	*The Citadel
N2	0	at Virginia
N9	27	Western Carolina
N16	0	at Marshall
N23	14	at U.T.-Chattanooga
<b>Totals</b>	<b>243</b>	

\* Oyster Bowl - Norfolk, VA

**1996 (3-8)**

<b>OPP. VMI</b>		
S7	7	at Mississippi
S14	21	at William & Mary
S21	0	at East Tennessee State
S28	14	Furman
O5	17	at Georgia Southern
O12	20	Marshall
O19	28	at U.T.-Chattanooga
N2	14	Western Carolina
N9	20	Richmond
N16	34	The Citadel (2OT)
N23	14	at Appalachian State
<b>Totals</b>	<b>189</b>	

**2001 (1-10)**

<b>OPP. VMI</b>		
A30	18	at Duquesne
S8	0	William & Mary
S22	7	at Furman
S29	14	Georgia Southern
O6	14	at Wofford
O13	19	Chattanooga (OT)
O27	17	at Western Carolina
N3	17	Appalachian State
N10	7	at The Citadel
N17	28	Samford
N22	23	East Tennessee State
<b>Totals</b>	<b>164</b>	

**2006 (1-10)**

<b>OPP. VMI</b>		
S2	20	Davidson
S9	19	at Norfolk State
S16	7	at Richmond
S23	6	at William & Mary
S30	7	James Madison
O7	7	at Army
O14	27	Coastal Carolina
O21	22	at Charleston Southern
O28	31	at Gardner-Webb
N11	21	at The Citadel
N18	32	Liberty
<b>Totals</b>	<b>199</b>	

**1992 (3-8)**

<b>VMI</b>		
S5	16	at East Tennessee State
S12	16	at William & Mary
S19	16	Marshall
S26	48	West Virginia Tech
O3	13	at Furman
O10	25	at Western Carolina
O17	12	Appalachian State
O24	18	*Richmond
N7	44	Wofford
N14	0	at The Citadel
N21	37	U.T.-Chattanooga (OT)
<b>Totals</b>	<b>245</b>	

\* Oyster Bowl - Norfolk, VA

**1997 (0-11)**

<b>OPP. VMI</b>		
S6	13	at Wofford
S13	12	William & Mary
S20	3	at Richmond
S27	14	at Furman
O4	0	Georgia Southern
O11	24	Chattanooga
O18	7	at Navy
N1	0	at Western Carolina
N8	7	Appalachian State
N15	6	at The Citadel
N22	7	East Tennessee State
<b>Totals</b>	<b>93</b>	

**2002 (6-6)**

<b>OPP. VMI</b>		
A31	27	at Charleston Southern
S7	41	Davidson
S14	31	at William & Mary
S21	21	at East Tennessee State
S28	28	Furman
O5	7	at Georgia Southern
O12	27	Wofford
O19	35	at Chattanooga
O26	38	Liberty
N2	23	Western Carolina
N9	13	at Appalachian State
N16	23	vs. The Citadel!
<b>Totals</b>	<b>314</b>	

!- Charlotte, NC

**2007 (2-9)**

<b>OPP. VMI</b>		
S1	20	Lock Haven
S8	16	William & Mary
S15	17	at James Madison
S22	6	at Lehigh
S29	40	at Robert Morris
O13	21	Presbyterian
O20	22	Gardner-Webb
O27	35	at Coastal Carolina
N3	28	Charleston Southern
N10	34	at Liberty
N17	28	The Citadel
<b>Totals</b>	<b>267</b>	

**1993 (1-10)**

<b>VMI</b>		
S4	14	at Richmond
S18	7	East Tennessee State
S25	9	at Army
O2	6	*William & Mary
O9	0	at Marshall
O16	35	U.T.-Chattanooga (2OT)
O23	0	Georgia Southern
O30	0	at Furman
N6	14	at Western Carolina
N13	33	at The Citadel
N20	21	Appalachian State
<b>Totals</b>	<b>139</b>	

\* Oyster Bowl - Norfolk, VA

**1998 (1-10)**

<b>OPP. VMI</b>		
S5	26	Lenoir-Rhyne
S12	0	at William & Mary
S19	8	at East Tennessee State
S26	14	Furman
O3	7	at Georgia Southern
O10	20	Wofford
O17	7	at Chattanooga
O24	38	Morehead State
O31	17	Western Carolina
N7	0	at Appalachian State
N14	10	The Citadel
<b>Totals</b>	<b>147</b>	

**2003 (6-6)**

<b>OPP. VMI</b>		
A30	10	at Navy
S6	31	at Davidson
S13	24	William & Mary
S20	34	Norfolk State
S27	42	Georgetown
O4	28	at Liberty
O11	50	Charleston Southern
O18	25	Gardner-Webb
O25	25	at Richmond
N1	19	at Coastal Carolina
N8	48	Austin Peay
N15	23	vs. The Citadel!
<b>Totals</b>	<b>359</b>	

!- Charlotte, NC

**2008 (4-7)**

<b>OPP. VMI</b>		
S6	49	Saint Francis (Pa.)
S13	17	at William & Mary
S20	69	Chowan
S27	31	at Ohio
O4	16	Richmond
O11	47	Coastal Carolina
O25	27	at Gardner-Webb
N1	21	at Charleston Southern
N8	26	Liberty
N15	26	at Stony Brook
N22	49	Presbyterian
<b>Totals</b>	<b>378</b>	

# VMI Football History & Traditions

INTRO  
THIS IS VMI  
PREVIEW  
COACHES  
PLAYER BIOS  
OPPOSITION  
STAFF  
RECORDS  
MEDIA



## KEYDETS AND KANGAROOS

No, the Keydet is not a kangaroo, although the term "Keydets" has been used over the years to refer to VMI's athletic teams and the kangaroo has become the established mascot.

The kangaroo was adopted as VMI's mascot in 1947 when two VMI cheerleaders saw a picture of a kangaroo on the front of the magazine and realized how uncommon the animal was as a mascot. The marsupial was originally named "TD Bound", but sometime later his identity changed to "Moe".

VMI is one of only four colleges across the nation to have a kangaroo as a mascot, and only one of two schools among NCAA Division I institutions. The University of Akron's "Zippy" joins "Moe" as the only kangaroos in the Division I ranks.

The source and/or meaning of the nickname "Keydets" is not as easy to find. The term began to catch on in the mid 1930's - prior to that time, the football team was referred to as "The Flying Squadron". A popular, but unproven, explanation of the word "Keydet" is that due to the Southern drawl of some of the members of the Corps of Cadets, the common term cadet was transformed into Keydets. There are, of course many other possibilities. Regardless of which explanation is correct, the word "Keydet" like kangaroo, will continue to identify VMI's athletic teams.

## LITTLE JOHN

The loud and thunderous booms that permeate the confines of Alumni Memorial Field on gameday Saturdays come from Little John, II, the Corps' own cannon. The present cannon used made its first appear-

ance in September 1958, replacing the original Little John, which was retired to the VMI museum after the undefeated football season of 1957.

The cannon presently used was designed by the late Col. Cary S. Tucker of the VMI faculty and is a three-fifths scale replica of a 1750 howitzer used in the Revolutionary War. It has a 20-inch barrel, which is adorned at the top by a shield from a cadet shako.

The cannon is fired when the Keydets take the field, after a VMI score, and at the end of each quarter of play.

## THE 12TH MAN

Few football playing institutions can boast 100 percent attendance of its student body at every home game. At VMI, the 1,400 member Corps of Cadets is present to support the Keydets for every contest at Alumni Memorial Field - from the opening kickoff to the final gun.

Approximately 45 minutes before kickoff on home game Saturdays, the Corps forms in front of barracks for the traditional pre-game march-down to Alumni Memorial Field.

The Corps is also responsible for the colorful and highly visible "spirit" sheets that are draped from Cocke Hall located across the street from the north stands of the stadium. Each company in the cadet Corps designs its own banner and the project is carried out from start to finish by the respective company's "rats", or freshmen.

## THE SOUTH'S FIRST

The first known football game to have been played in the south took place in 1873 between VMI and next-door neighbor Washington and Lee. The contest, played under different rules than conventional mod-



**VMI and The Citadel will resume their long-time battle for the Silver Shako in 2011. The trophy is awarded to the winner of the series - known as "The Military Classic of the South."**

ern day football, was played on the VMI Parade Ground with 50 players a side and won by Washington and Lee, 4-2.

VMI did not officially recognize football as an intercollegiate sport until 1891, but many games had been played by cadet squads before that time.

**KEYDETS IN THE PROS**

Eleven former VMI football players have risen to the professional ranks. The first was Bosh Pritchard "the Hopewell Hurricane" who played for the Philadelphia Eagles and New York Giants between the 1942 and 1951 seasons. The two most recent VMI football alumni to play professionally were Mark Stock, who played wide receiver for Pittsburgh, Washington and Indianapolis between 1989 and 1996, and two-time All-American Thomas Haskins, VMI's all-time leading rusher, who played five seasons with the Montreal Alouettes of the Canadian Football League.

Bobby Ross, who captained the 1959 VMI football team, distinguished himself as a coach in both the collegiate and professional ranks, served head coach of the San Diego Chargers and Detroit Lions, guiding the former to Super Bowl XXIX at the conclusion of the 1994. At the collegiate level, he coached The Citadel, University of Maryland, Army and Georgia Tech, winning a share of the 1990 national title at the latter.

**TWO UNDEFEATED TEAMS**

VMI has fielded two undefeated teams in its 114-year old football history.

The 1920 football squad, the "Flying Squadron" under coach Blandy Clarkson, is VMI's only undefeated and untied team. In 1920, VMI posted six shutouts on the year and tore through the likes of Virginia, North Carolina, and a highly rated Pennsylvania squad coached by the legendary John Heisman. The team outscored its opposition 431-20.

The 1957 squad under Coach John McKenna went 9-0-1, captured the Southern Conference championship, and attained a ranking as high as 13th in the nation before finishing at 20th in the final Associated Press poll. The team was also extended an invitation to play in the Sun Bowl.

Clarkson-McKenna Hall, the football building adjacent to Alumni Memorial Field, honors both coaches by bearing their names at the front entrance. The facility was dedicated in 1990.

**RHODES SCHOLARS**

Two VMI football players have earned the distinction of being Rhodes Scholars. Lee D. Badgett was selected in 1961, and Robert C. Randolph was named in 1967. Overall, four VMI athletes have been selected Rhodes Scholars including former VMI superintendent Josiah Bunting, III, a former swimmer from the class of 1963.

**ALUMNI MEMORIAL FIELD AT FOSTER STADIUM**

The home field of the Keydets was dedicated on October 15, 1921 in a game against the University of Virginia. In 1962, stands were constructed on the south side of the stadium, bringing total capacity to 10,000. The largest crowd to witness a game in the facility was an overflow gathering that saw VMI take on Navy on September 15, 1973. The facility received a major refurbishing in 2006 as part of the Foster Stadium improvements.

**FAMOUS ALUMNI PLAYED FOOTBALL**

General George C. Marshall, VMI's most distinguished alumnus and class of 1901, played left tackle on the varsity football team. Serving his country as both a soldier and statesman, Marshall rose to the rank of General of the Army and Chief of Staff during World War II, and his post-war achievements included ambassador to China, Secretary of Defense, Secretary of State, and the architect of the Marshall Plan. In 1953, General Marshall received the Nobel Prize for Peace.

**SCHOOL COLORS**

VMI's school colors are derived from the three colors that symbolized the three prominent branches of the United States Army. Dr. J.H. Campbell, a resident of Lexington and a distinguished graduate of the Institute, is credited with drawing on the significance of these colors and in 1886, wrote "Let red represent the Artillery, White the Infantry, and Yellow the Cavalry." The colors were gradually adopted for the athletic teams into the next century.

**VMI FOOTBALL AND THE SOUTHERN CONFERENCE**

Before joining the Big South, VMI was the oldest member in the Southern Conference and competed for the league crown for 78 years. VMI was admitted to the league in December, 1924 and captured seven league football crowns as a SoCon member. VMI won SoCon crowns in 1951, 1957, 1959, 1960, 1962, 1974, and 1977.

INTRO

THIS IS VMI

PREVIEW

COACHES

PLAYER BIOS

OPPOSITION

STAFF

RECORDS

MEDIA