



VMI HISTORY & RECORDS

Year-By-Year Records, Coaching Records	62-63
Teams of Tradition	64
Records vs. All Opponents	65
Single-Game Records	66-67
Single-Season Records	68-69
Career Records	70-71
Annual Leaders.....	72
Cameron Hall Records	73
Conference History.....	74
VMI Sports Hall of Fame.....	75
Team Award Winners	76
Letterwinners	77
Year-By-Year Results	78-86



VMI KEYDETS

2009-10 BASKETBALL MEDIA GUIDE

YEAR-BY-YEAR RECORDS

Year	Overall Record	Conference Record	Home Record	Away Record	Neutral	Points For	Points Against	Head Coach	Postseason
1908-09	3-3	-	3-2	0-1	-	135	116	Pete Krebs	-
1909-10	2-5	-	2-3	0-2	-	146	226	F.J. Pratt	-
1910-11	3-5	-	2-4	1-1	-	140	222	J. Mitchell	-
1911-12	6-5	-	5-4	1-1	-	280	238	Alpha Brummage	-
1912-13	8-4	-	6-1	2-3	-	340	224	Alpha Brummage	-
1913-14	6-6	-	5-3	1-0	0-3	311	251	W.C. Raferty	-
1914-15	8-2	-	8-0	0-0	0-2	269	189	F.H. Gaoton	-
1915-16	9-3	-	8-2	1-1	-	440	269	F.H. Gaoton	-
1916-17	9-5	-	9-2	0-3	-	465	349	F.H. Gaoton	-
1917-18	6-6	-	5-4	0-2	1-0	402	310	E.C. Abell	-
1918-19	8-6	-	7-3	1-2	0-1	515	316	E.C. Abell	-
1919-20	11-1	-	8-0	1-1	2-0	481	188	Pinky Spruhan	-
1920-21	16-1	-	12-0	1-1	3-0	749	305	Pinky Spruhan	-
1921-22	11-7	-	10-2	1-4	0-1	549	439	Pinky Spruhan	-
1922-23	8-6	-	5-4	3-0	0-2	295	247	W.C. Raferty	-
1923-24	9-5	-	7-3	1-1	1-1	329	293	W.C. Raferty	First Round SoCon Tournament
1924-25	6-5	-	5-2	1-2	0-1	248	239	W.C. Raferty	First Round SoCon Tournament
1925-26	7-8	3-5	5-5	2-2	0-1	395	367	W.C. Raferty	First Round SoCon Tournament
1926-27	3-12	0-7	3-8	0-3	0-1	354	422	W.C. Raferty	First Round SoCon Tournament
1927-28	7-6	5-5	6-4	1-1	0-1	417	370	W.C. Raferty	First Round SoCon Tournament
1928-29	6-7	1-7	6-3	0-4	-	392	378	W.C. Raferty	-
1929-30	4-10	2-6	4-6	0-4	-	386	444	W.C. Raferty	First Round SoCon Tournament
1930-31	4-12	2-8	4-6	0-6	-	408	497	W.C. Raferty	-
1931-32	0-14	0-9	0-8	0-6	-	289	458	W.C. Raferty	-
1932-33	4-11	2-8	4-5	0-6	-	362	496	W.C. Raferty	-
1933-34	4-10	3-6	3-4	1-6	-	335	452	W.C. Raferty	First Round SoCon Tournament
1934-35	3-14	2-9	2-7	1-7	-	448	575	Frank Summers	First Round SoCon Tournament
1935-36	3-14	0-10	3-8	0-6	-	570	738	Frank Summers	-
1936-37	6-11	5-11	3-6	2-5	1-0	571	647	Pooley Hubert	-
1937-38	4-11	2-7	2-7	2-4	-	414	511	J. Elmore	-
1938-39	7-10	6-6	4-3	3-4	0-2	600	664	Jimmy Walker	First Round SoCon Tournament
1939-40	3-12	2-9	3-5	0-5	0-2	461	590	Jimmy Walker	-
1940-41	10-6	8-4	5-2	4-3	1-1	625	595	Jimmy Walker	SoCon Tournament Semifinalists
1941-42	7-11	5-9	5-4	2-6	0-1	711	727	Jimmy Walker	-
1942-43	8-8	7-5	4-3	4-4	0-1	627	633	Pooley Hubert	First Round SoCon Tournament
1943-44	0-14	0-5	0-6	0-7	0-1	380	620	Joe Daher	-
1944-45	2-10	1-4	2-3	0-6	0-1	360	531	Joe Daher	-
1945-46	1-10	1-6	1-4	0-6	-	286	519	Jay McWilliams	-
1946-47	4-15	1-11	4-8	0-7	-	934	1091	Lloyd Roberts	-
1947-48	3-17	1-12	3-7	0-9	0-1	941	1128	Frank Summers	-
1948-49	3-16	3-8	2-7	1-9	-	937	1213	Frank Summers	-
1949-50	4-17	2-11	2-7	2-10	-	1198	1477	Bill O'Hara	-
1950-51	3-18	3-11	2-10	1-8	-	1218	1471	Bill O'Hara	-
1951-52	3-21	2-13	1-7	2-14	-	1417	1795	Bill O'Hara	-
1952-53	5-19	1-14	3-7	2-12	-	1549	1852	Chuck Noe	-
1953-54	11-12	6-7	8-3	3-8	0-1	1683	1667	Chuck Noe	First Round SoCon Tournament
1954-55	8-15	4-9	6-4	2-10	0-1	1619	1821	Chuck Noe	First Round SoCon Tournament
1955-56	4-19	3-11	1-7	3-9	0-3	1579	1882	Jack Null	-
1956-57	4-22	1-13	4-7	0-12	0-3	1769	2106	Jack Null	-
1957-58	4-17	1-12	3-6	1-10	0-1	1357	1698	Jack Null	-
1958-59	5-13	2-11	3-5	2-8	-	1137	1311	L.F. Miller	-
1959-60	4-16	3-11	2-6	2-7	0-3	1467	1643	L.F. Miller	First Round SoCon Tournament
1960-61	5-17	3-11	3-4	2-9	0-4	1357	1698	L.F. Miller	First Round SoCon Tournament
1961-62	9-11	6-8	4-2	3-7	2-2	1469	1559	L.F. Miller	SoCon Tournament Semifinalists
1962-63	6-15	6-10	4-5	2-9	0-1	1552	1644	L.F. Miller	First Round SoCon Tournament
1963-64	12-12	7-7	6-2	3-9	3-1	1779	1853	L.F. Miller	SoCon Tournament Champs; NCAA 1st Round
1964-65	8-13	5-9	4-2	2-10	2-1	1560	1612	Gary McPherson	First Round SoCon Tournament
1965-66	5-18	5-11	4-3	1-9	0-6	1782	1880	Gary McPherson	First Round SoCon Tournament
1966-67	5-16	4-12	3-6	1-7	1-3	1558	1672	Gary McPherson	-
1967-68	9-12	8-7	7-2	2-8	0-2	1565	1637	Gary McPherson	First Round SoCon Tournament
1968-69	5-18	3-11	4-4	1-8	0-6	1725	1874	Gary McPherson	First Round SoCon Tournament





YEAR-BY-YEAR RECORDS

Year	Overall Record	Conference Record	Home Record	Away Record	Neutral	Points For	Points Against	Head Coach	Postseason
1969-70	6-19	3-10	5-5	0-10	1-4	1605	1905	Mike Schuler	First Round SoCon Tournament
1970-71	1-25	1-11	1-10	0-10	0-5	1626	2125	Mike Schuler	First Round SoCon Tournament
1971-72	6-19	2-10	5-7	0-10	1-2	1663	2071	Mike Schuler	First Round SoCon Tournament
1972-73	7-19	3-9	6-6	0-11	1-2	1623	2123	Bill Blair	First Round SoCon Tournament
1973-74	6-18	3-9	5-8	1-7	0-3	1594	1685	Bill Blair	First Round SoCon Tournament
1974-75	13-13	6-6	9-6	3-4	1-3	2104	2061	Bill Blair	SoCon Tournament Semifinalists
1975-76	22-10	9-3	12-1	4-6	6-3	2450	2164	Bill Blair	SoCon Tournament Champs; NCAA Elite 8
1976-77	26-4	8-2	14-0	3-2	9-3	2421	2152	Charlie Schmaus	SoCon Tournament Champs; NCAA Sweet 16
1977-78	21-7	7-3	11-0	6-3	4-4	2247	2067	Charlie Schmaus	SoCon Tournament Semifinalists
1978-79	12-15	2-8	9-7	3-5	0-3	2041	2154	Charlie Schmaus	First Round SoCon Tournament
1979-80	11-16	6-10	7-8	4-8	-	1969	2043	Charlie Schmaus	First Round SoCon Tournament
1980-81	4-23	3-13	1-10	3-10	0-3	1743	2083	Charlie Schmaus	First Round SoCon Tournament
1981-82	1-25	1-15	1-9	0-14	0-2	1606	2185	Charlie Schmaus	-
1982-83	2-25	1-15	2-14	0-11	-	1586	1994	Marty Fletcher	-
1983-84	8-19	4-12	7-7	1-12	-	1640	1862	Marty Fletcher	-
1984-85	16-14	7-9	12-5	2-8	2-1	1863	1816	Marty Fletcher	SoCon Tournament Finalists
1985-86	11-17	5-11	9-6	2-9	0-2	2004	2081	Marty Fletcher	First Round SoCon Tournament
1986-87	11-17	5-11	9-5	2-11	0-1	1991	2122	Joe Cantafio	First Round SoCon Tournament
1987-88	13-17	6-10	8-6	3-10	2-1	2080	2188	Joe Cantafio	SoCon Tournament Finalists
1988-89	11-17	5-9	9-4	2-11	0-2	2138	2132	Joe Cantafio	First Round SoCon Tournament
1989-90	14-15	7-7	11-1	1-11	2-3	2239	2224	Joe Cantafio	SoCon Tournament Semifinalists
1990-91	10-18	5-9	6-5	4-10	0-3	1997	2167	Joe Cantafio	First Round SoCon Tournament
1991-92	10-18	3-11	6-7	4-8	0-3	1927	2060	Joe Cantafio	First Round SoCon Tournament
1992-93	5-22	3-15	3-8	1-12	1-2	1785	2058	Joe Cantafio	First Round SoCon Tournament
1993-94	5-23	2-16	4-9	0-13	1-1	1891	2131	Joe Cantafio	SoCon Tournament Quarterfinalists
1994-95	10-17	6-8	8-5	2-11	0-1	2154	2370	Bart Bellairs	First Round SoCon Tournament
1995-96	18-10	10-4	12-1	5-8	1-1	2358	2228	Bart Bellairs	SoCon Tournament Semifinalists
1996-97	12-16	7-7	7-5	4-10	1-1	2170	2180	Bart Bellairs	SoCon Tournament Quarterfinalists
1997-98	14-13	8-7	9-4	4-8	0-1	2037	2022	Bart Bellairs	SoCon Tournament Quarterfinalists
1998-99	12-15	9-7	8-5	4-9	0-1	1897	2020	Bart Bellairs	First Round SoCon Tournament
1999-00	6-23	1-15	5-9	0-12	1-2	2064	2247	Bart Bellairs	First Round SoCon Tournament
2000-01	9-19	5-11	7-6	2-12	0-1	1905	2039	Bart Bellairs	First Round SoCon Tournament
2001-02	10-18	5-11	7-5	3-11	0-2	2141	2300	Bart Bellairs	First Round SoCon Tournament
2002-03	10-20	3-13	5-7	2-11	3-2	1952	2147	Bart Bellairs	SoCon Tournament Semifinalists
2003-04	6-22	4-12	6-6	0-13	0-3	1608	1942	Bart Bellairs	-
2004-05	9-18	3-13	6-7	3-11	-	1748	1893	Bart Bellairs	-
2005-06	7-20	2-14	5-9	2-11	-	1924	2053	Duggar Baucom	-
2006-07	14-19	5-9	8-5	4-11	2-3	3331	3240	Duggar Baucom	Big South Tournament Finalists
2007-08	14-15	6-8	8-6	6-7	0-2	2649	2530	Duggar Baucom	First Round Big South Tournament
2008-09	24-8	13-5	13-3	10-5	1-0	3002	2737	Duggar Baucom	Big South Tournament Finalists

COACHING RECORDS

Name	Seasons	Years	Overall	Pct.	Conference	Pct.	Name	Seasons	Years	Overall	Pct.	Conference	Pct.
Pete Krebs	1908-09	1	3-3	.500	-	-	Lloyd Roberts	1946-47	1	4-15	.211	1-11	.083
F.J. Pratt	1909-10	1	2-5	.286	-	-	Bill O'Hara	1949-52	3	10-56	.152	7-35	.167
J. Mitchell	1910-11	1	3-5	.375	-	-	Chuck Noe	1952-55	3	24-46	.343	11-30	.268
Alpha Brummage	1911-13	2	14-9	.609	-	-	Jack Null	1955-58	3	12-58	.171	5-36	.122
W.C. Raferty	1913-14,22-34	13	68-112	.378	18-61	.228	L.F. Miller	1958-64	6	41-83	.331	27-58	.318
F.H. Gaoton	1914-17	3	26-10	.722	-	-	Gary McPherson	1964-69	5	32-77	.294	25-50	.333
E.C. Abell	1917-1919	2	14-12	.538	-	-	Mike Schuler	1969-72	3	13-63	.171	6-31	.162
Pinky Spruhan	1919-22	3	38-9	.809	-	-	Bill Blair	1972-76	4	48-60	.444	21-27	.438
Frank Summers	1934-36,47-49	4	12-61	.164	6-39	.133	Charlie Schmaus	1976-82	6	75-90	.455	27-51	.346
Pooley Hubert	1936-37,42-43	2	14-19	.424	12-16	.429	Marty Fletcher	1982-86	4	37-75	.330	17-47	.266
J. Elmore	1937-38	1	4-11	.267	2-7	.222	Joe Cantafio	1986-94	8	79-147	.350	36-88	.290
Jimmy Walker	1938-42	4	27-39	.409	21-28	.429	Bart Bellairs	1994-05	11	116-191	.378	61-108	.361
Joe Daher	1943-45	2	2-24	.077	1-9	.100	Duggar Baucom	2005-09	4	59-62	.488	26-36	.419
Jay McWilliams	1945-46	1	1-10	.091	1-6	.143							



TEAMS OF TRADITION

1963-64

Record: 12-12 H: 6-2 A: 3-9 N: 3-1
SoCon: 7-7, 4th place, Tournament Champions
Postseason: NCAA First Round



TEAM ROSTER

Name	Yr.	Pos.	Ht.	Wt.	Hometown
Jeff Gausepohl	Jr.	F	6-4	205	Bloomfield, N.J.
Godwin Jones	Jr.	F	6-6	180	Whaleyville, Va.
Charlie Schmaus	So.	F	6-2	175	Ford City, Pa.
Jim Guy	So.	F	6-7	190	Ridley Park, Pa.
Bill McClure	So.	F	6-3	175	Richmond, Va.
Bobby Watson	Sr.	C	6-7	230	Bethel Park, Pa.
Jeff Crump	Sr.	C	6-5	210	Columbus, Ind.
Jack Hartung	So.	C	6-8	210	Butler, Pa.
Bill Blair	Sr.	G	6-3	180	Whitesburg, Ky.
Joe Kruszewski	Jr.	G	6-0	175	Natrona, Pa.
John Prosser	Jr.	G	6-1	170	Winchester, Va.
Jackie Cooper	So.	G	6-2	175	Bassett, Va.
Butch Lazaroff	So.	G	5-8	145	Ford City, Pa.
Head Coach: L.F. "Weenie" Miller					
Assistant Coach: Gary McPherson					

SEASON STATISTICS

	GP	FG%	FT%	Reb-Avg.	Pts-Avg.
Bill Blair	24	.397	.750	105-4.4	432-18.0
Charlie Schmaus	24	.415	.701	215-9.0	344-14.2
Joe Kruszewski	24	.513	.618	121-5.0	357-14.8
Jeff Gausepohl	23	.546	.768	172-7.5	233-10.1
Bobby Watson	24	.355	.634	218-9.1	237-9.9
John Prosser	22	.442	.687	33-1.5	76-3.6
Jim Guy	16	.550	.605	54-3.4	67-4.2
Jack Hartung	13	.307	.625	38-3.0	21-1.6
Jackie Cooper	12	.333	.833	4-0.3	11-0.9
Jeff Crump	4	.000	1.000	0-0.0	2-0.5
Bill McClure	2	.000	.500	0-0.0	1-0.5
Butch Lazaroff	2	.000	.000	0-0.0	0-0.0
Godwin Jones	1	.000	.000	0-0.0	0-0.0
VMI Totals	24	.427	.727	982-40.91	783-74.2
Opp. Totals	24	.447	.738	923-38.5	1849-77.0

SOCON TOURNAMENT

First Round - VMI 77, Furman 73
Semifinals - VMI 82, Davidson 81
Finals - VMI 61, George Washington 56

NCAA TOURNAMENT

First Round - Princeton 86, VMI 60

1975-76

Record: 22-10 H: 12-1 A: 4-6 N: 6-3
SoCon: 9-3, 1st place, Tournament Champions
Postseason: NCAA Elite Eight



TEAM ROSTER

#	Name	Yr.	Pos.	Ht.	Wt.	Hometown
13	Ron Carter	So.	G/F	6-3	170	Pittsburgh, Pa.
14	Dave Slomski	Jr.	G/F	6-4	165	Steubenville, Ohio
20	Curt Reppart	Sr.	PG	6-1	178	Fredericktown, Ohio
22	John Krovic	Jr.	G	6-4	185	Steelton, Pa.
24	Tom Watjen	Sr.	F/C	6-6	200	Bethel Park, Pa.
30	Will Bynum	Jr.	F	6-6	175	Sumter, S.C.
31	Saul Smith	Fr.	PG	6-2	175	Wake Forest, N.C.
32	Dan Stephans	Fr.	F	6-6	185	Trotwood, Ohio
35	Marvin Miller	Fr.	G	5-10	165	Hoopeston, Ill.
40	Kelly Lombard	Fr.	PG	5-11	175	Bridgeport, Conn.
42	George Borojevich	Jr.	F/C	6-6	205	Navarre, Ohio
44	Harlan Niehaus	Fr.	F/C	6-7	200	Genoa, Ohio
45	Dave Montgomery	So.	C	6-6	200	Baltimore, Md.
52	Pat Kelley	So.	F	6-6	170	Fort Worth, Texas
55	Drew Stone	So.	C	6-9	200	Daytona Beach, Fla.
Head Coach: Bill Blair						
Assistant Coaches: Charlie Schmaus, Kevin O'Connor						

SEASON STATISTICS

	GP	FG%	FT%	Reb-Avg.	Pts-Avg.
Ron Carter	32	.535	.675	213-6.7	574-17.9
Will Bynum	32	.531	.721	159-5.0	522-16.3
John Krovic	29	.546	.875	68-2.3	424-14.6
Dave Montgomery	32	.563	.600	265-8.3	300-9.4
Curt Reppart	31	.448	.645	73-2.4	195-6.3
George Borojevich	31	.480	.676	114-3.7	167-5.4
Dave Slomski	5	.600	.667	8-1.6	20-4.0
Pat Kelley	19	.393	.400	31-1.6	46-2.4
Zack Smith	24	.500	.632	36-1.5	58-2.4
Kelly Lombard	30	.315	.757	23-0.8	62-2.1
Harlan Niehaus	18	.441	4364	43-2.4	34-1.9
Dan Stephans	12	.280	.000	32-2.7	14-1.2
VMI Totals	32	.507	.694	1265-39.5	52450-76.6
Opp. Totals	32	.448	.683	1175-36.7	164-67.6

SOCON TOURNAMENT

First Round - VMI 71, Davidson 69
Semifinals - VMI 71, Appalachian State 64
Finals - VMI 41, Richmond 33

NCAA TOURNAMENT

First Round - VMI 81, Tennessee 75
East Region Semifinals - VMI 71, DePaul 66 (OT)
East Region Finals - Rutgers 91, VMI 75

1976-77

Record: 26-4 H: 14-0 A: 3-2 N: 9-3
SoCon: 8-2, 1st place, Tournament Champions
Postseason: NCAA Sweet Sixteen



TEAM ROSTER

#	Name	Yr.	Pos.	Ht.	Wt.	Hometown
11	Malcolm Grimes	So.	G	6-1	171	Newport News, Va.
13	Ron Carter	Jr.	G/F	6-5	190	Pittsburgh, Pa.
14	Dave Slomski	Sr.	G/F	6-4	165	Steubenville, Ohio
22	John Krovic	Sr.	G	6-4	190	Steelton, Pa.
30	Will Bynum	Sr.	F	6-6	190	Sumter, S.C.
31	Jeryl Salmond	So.	F	6-4	193	Columbia, S.C.
32	Steve Wagner	Fr.	G	6-1	167	Richmond, Va.
35	Doug Conyers	Fr.	G	6-2	184	Staunton, Va.
40	Kelly Lombard	So.	PG	5-11	181	Bridgeport, Conn.
42	George Borojevich	Sr.	F	6-6	205	Navarre, Ohio
44	Harlan Niehaus	So.	C	6-8	219	Genoa, Ohio
45	Dave Montgomery	Jr.	C	6-7	214	Baltimore, Md.
52	Pat Kelley	Jr.	F	6-6	185	Fort Worth, Texas
Head Coach: Charlie Schmaus						
Assistant Coaches: Walt Ayers, Pete Gillen						

SEASON STATISTICS

	GP	FG%	FT%	Reb-Avg.	Pts-Avg.
Ron Carter	30	.500	.691	225-7.5	613-20.4
Will Bynum	29	.549	.676	190-6.6	515-17.8
Dave Montgomery	30	.652	.730	267-8.9	441-14.7
John Krovic	30	.473	.762	65-2.2	397-13.2
Kelly Lombard	28	.389	.767	83-3.0	134-4.8
George Borojevich	30	.510	.826	69-2.3	119-4.0
Jeryl Salmond	29	.541	.500	78-2.7	79-2.7
Malcolm Grimes	15	.563	.455	4-0.3	23-1.5
Harlan Niehaus	11	.500	.357	15-1.4	17-1.5
Pat Kelley	29	.513	.000	21-0.7	40-1.4
Steve Wagner	25	.400	.889	8-0.3	32-1.3
Doug Conyers	6	.333	.750	1-0.2	5-0.8
Dave Slomski	11	1.000	.500	2-0.2	6-0.5
VMI Totals	30	.520	.718	1098-36.6	2421-80.7
Opp. Totals	30	.436	.718	1126-37.5	2152-71.7

SOCON TOURNAMENT

Semifinals - VMI 88, East Carolina 77
Finals - VMI 69, Appalachian State 67 (OT)

NCAA TOURNAMENT

First Round - VMI 73, Duquesne 66
East Region Semifinals - Kentucky 93, VMI 78



RECORDS VS. ALL OPPONENTS

W	L	First Met	Last Met	W	L	First Met	Last Met	W	L	First Met	Last Met			
Alabama	1	2	1928	1995	Georgia Tech	2	6	1921	1993	Roanoke College	24	22	1911	1988
Albright	1	0	1997	1997	Guilford	1	0	1912	1912	Roanoke Elks	2	0	1922	1924
Alderson Broaddus	1	0	1978	1978	Hampden-Sydney	20	9	1912	1985	Roanoke YMCA	3	1	1912	1921
Appalachian State	28	37	1973	2003	Hardin-Simmons	0	1	1957	1957	Rutgers	0	2	1969	1976
Army	3	6	1971	2009	Harvard	1	0	2003	2003	St. Francis (PA)	1	1	2003	2004
Arkansas	1	2	1965	1990	Hawaii	0	1	2000	2000	St. John's (MD)	6	7	1911	1934
Arkansas State	0	1	1967	1967	High Point	4	10	2004	2009	St. Mary's (MD)	1	0	2002	2002
Ashford Gen. Hosp.	0	2	1944	1944	Howard	2	2	2001	2008	Salem College	3	0	1974	1978
Atlantic Christian	1	1	1970	1972	Illinois State	0	1	1982	1982	Samford	0	2	1967	1968
Auburn	2	0	1920	1926	Indiana State	0	2	1969	1976	Sewanee College	2	1	1928	1931
Averett	2	0	1984	1986	Jacksonville State	0	2	2007	2009	Shenandoah	7	0	1987	1999
Baltimore University	0	2	1980	1981	James Madison	7	14	1974	2008	Shepherd College	1	1	1974	1975
Baltimore YMCA	0	1	1909	1909	Kent State	1	1	1967	1991	Siena College	1	0	1978	1978
Bethany College	2	0	1975	1979	Kentucky	3	5	1914	2009	South Alabama	0	2	1971	1975
Birmingham-Southern	0	6	2004	2006	Kentucky Wesleyan	0	1	1960	1960	South Carolina	3	7	1913	2001
Binghamton	0	1	2004	2004	Lafayette	1	0	1993	1993	South Carolina State	1	1	2007	2008
Bluefield	14	0	1980	2004	Langley Field	1	0	1947	1947	South Dakota State	1	0	2007	2007
Boston College	0	1	1956	1956	Lebanon Valley	2	0	1976	1980	Southeastern	1	0	1976	1976
Bridgewater	13	4	1924	2007	Lees-McRae	1	0	2006	2007	Southern Virginia	8	0	1999	2009
Brown	1	0	1990	1990	Liberty	11	10	1976	2009	#Southern Wesleyan	4	0	1976	2009
Bucknell	1	2	1961	1985	Lincoln Memorial	1	0	1925	1925	South Florida	0	1	1983	1983
California University	1	0	1977	1977	Long Beach State	0	1	1978	1978	Southwest Louisiana	0	1	1981	1981
California-Irvine	0	1	1981	1981	Longwood	1	1	1983	2004	Staunton Mil.Acad.	2	1	1909	1910
Campbell	3	1	1979	2009	Louisiana State	0	2	1957	1966	Stetson	0	2	1970	1979
Camp Meade	0	1	1950	1950	Louisiana Tech	0	1	1975	1975	Stevenson	1	0	2009	2009
Carson-Newman	2	0	1925	1926	Louisville	0	1	2004	2004	Takola	2	0	1922	1923
Catholic University	0	2	1914	1922	Loyola (MD)	0	3	1974	2005	Tennessee	4	7	1911	2003
Cedarville	1	0	1947	1947	Lynchburg AC	1	0	1924	1924	UT-Chattanooga	11	37	1978	2003
Centenary (NJ)	2	1	1965	1995	Lynchburg	20	4	1912	1998	Texas	0	2	1988	1990
Cent. Conn. St.	0	1	1993	1993	Lynchburg Elks	3	0	1921	1923	Texas San-Antonio	0	1	2004	2004
Central Florida	0	1	1979	1979	Lynchburg YMCA	2	1	1910	1913	Toledo	0	2	1971	1978
Charleston, Coll. of	0	5	1999	2003	Maine	0	1	1982	1982	Towson	2	2	1974	2005
*Charleston Southern	11	5	1980	2009	Manhattan	0	1	1982	1982	Trinity (Tex.)	0	1	1971	1971
Christopher Newport	3	0	1975	1986	Marine Inst.	0	1	1946	1946	Tulane	1	1	1977	2004
The Citadel	44	53	1921	2003	Marshall	15	32	1953	1997	UCLA	0	1	1981	1981
Clemson	1	6	1936	1964	Mary Washington	2	1	2001	2003	Union-Theo. (Va.)	1	0	1915	1915
Cleveland St.	2	1	1978	1980	Maryland	10	42	1911	2005	Utah	0	1	1969	1969
Coastal Carolina	5	8	2004	2009	Maryland Bible	1	0	2009	2009	Vanderbilt	0	3	1958	1991
Columbia	0	1	1966	1966	Memphis State	0	1	1958	1958	Villanova	0	1	2002	2002
Columbia Union	1	0	2008	2008	Mercer	1	1	2006	2008	Virginia	15	100	1909	2009
Concord	1	0	1980	1980	Middle Tennessee	0	2	1960	1975	Virginia-Wise	2	1	1980	2005
Connecticut	0	3	1952	1974	Mississippi	0	1	1925	1925	Virginia Christ. Col.	4	0	1913	1919
Cornell	1	1	1991	2007	Morehead State	0	2	2001	2002	Virginia Commonwealth	0	1	2000	2000
Corpus Christi	0	1	1973	1973	Morris Harvey	2	3	1951	1977	Virginia Intermont	1	0	2007	2007
Dartmouth	0	1	2008	2008	Mount St. Mary's	0	1	1990	1990	Virginia Medical College	1	0	1928	1928
Davidson	30	75	1910	2003	Navy	1	21	1919	2004	Virginia Tech	43	85	1909	2004
Davis & Elkins	0	1	1952	1952	New Mexico State	0	1	1973	1973	Virginia Wesleyan	1	0	1975	1975
Dayton	0	3	1974	1994	New Orleans	0	1	2004	2004	Wake Forest	4	18	1912	1999
Delaware	1	0	1924	1924	Newport News App.	1	1	1944	2008	Warren Wilson	1	0	2000	2000
Denver	0	1	1956	1956	Norfolk NAS	1	2	1950	1952	Washington & Lee	3	0	1941	1997
DePaul	1	0	1976	1976	Norfolk State	0	1	2003	2003	Washington College	0	1	1923	1923
Duke	9	18	1911	1953	North Carolina	4	36	1913	1997	Washington State	0	1	2004	2004
Duquesne	1	0	1977	1977	North Carolina State	7	21	1916	2005	Weber State	0	1	1992	1992
East Carolina	8	19	1963	1977	Northern Colorado	0	1	2008	2008	Western Carolina	19	27	1978	2003
East Illinois	0	2	1971	1972	Notre Dame	0	1	2000	2000	Western Michigan	0	1	1981	1981
East Tennessee State	13	40	1953	2003	UNC Asheville	6	10	1989	2009	West Liberty St.	1	0	1979	1979
Eastern Mennonite	6	0	1989	2004	UNC Charlotte	0	3	1997	1999	West Virginia	4	42	1916	1969
Elon College	6	6	1914	1999	UNC Greensboro	7	8	1979	2003	West Virginia Tech	4	3	1951	1998
Emory & Henry	7	3	1912	1984	N.C. Wesleyan	0	1	1983	1983	West Virginia Wesleyan	4	1	1920	2008
Farleigh-Dickinson	1	1	1979	1980	Ohio	0	1	1972	1972	William & Mary	39	76	1915	2008
Ferrum	2	0	2000	2005	Ohio State	0	2	2007	2008	Winthrop	7	10	1992	2009
Florida	1	3	1921	2000	Old Dominion	4	19	1968	2005	Wisc.-Green Bay	0	1	1976	1976
Florida International	0	1	1997	1997	Oklahoma City	1	0	1977	1977	Wofford	6	5	1970	2003
Florida Southern	1	0	1970	1970	Oral Roberts	2	0	1988	2000	W.Wilson Hospital	0	2	1944	1944
Florida State	1	2	1964	1966	Pacific	1	0	1976	1976	Xavier	1	0	1973	1973
Ft. Belvoir	1	0	1947	1947	Pennsylvania	0	2	1921	1961					
Furman	32	56	1939	2003	Penn State	1	3	1996	2007					
Gallaudet	1	0	1933	1933	Presbyterian	2	1	1957	2009					
Gardner-Webb	2	1	1971	2009	Princeton	0	2	1964	2007					
George Mason	1	0	1980	1980	Quantico Marines	0	4	1947	1951					
George Washington	17	42	1913	1975	Radford	13	17	1976	2009					
Georgetown	0	4	1913	2003	Randolph-Macon	10	0	1909	2001					
Georgia	0	5	1926	1929	Rice	0	1	1973	1973					
Georgia Southern	5	10	1993	2003	Richmond	44	83	1916	2009					
Georgia State	2	0	1979	1979	Richmond Prof. Ins.	1	0	1955	1955					

In 101 years, VMI has played 215 opponents, winning 778 games and losing 1352 games.

Bold face type denotes 2009-10 opponents.

***- Formerly known as Baptist**

#- Formerly known as Central Wesleyan

VMI has never faced Randolph, Seton Hall or UNC Wilmington.



VMI KEYDETS

2009-10 BASKETBALL MEDIA GUIDE

SINGLE-GAME RECORDS • INDIVIDUAL

MOST POINTS SCORED

- 45 Reggie Williams vs. Virginia Intermont, 1/15/06
- 43 Reggie Williams vs. Southern Virginia, 1/8/08
Reggie Williams vs. Apprentice, 12/10/07
- 42 Jason Conley vs. Western Carolina, 2/9/02
Ron Carter vs. Long Beach State, 12/29/77
- 41 Reggie Williams vs. Cornell, 12/1/06
Norm Halberstadt vs. Richmond, 2/21/61
- 40 Reggie Williams vs. Liberty, 1/27/07
Reggie Williams vs. High Point, 1/10/07
- 38 Reggie Williams vs. Charleston South., 2/11/08
Reggie Williams vs. West Va. Wesleyan, 11/14/07
Jason Conley vs. Wofford, 2/2/02
Jason Conley vs. East Tennessee State, 1/30/02
Jason Conley vs. Villanova, 12/22/01
Gay Elmore vs. James Madison, 12/2/85
John Mitchell vs. Old Dominion, 1/27/69
Mike Manis vs. Richmond, 12/19/68

MOST POINTS SCORED IN A HALF

- 30 Reggie Williams vs. Charleston Southern, 1/13/07
- 27 John Goode vs. East Tennessee State, 2/4/80

MOST FIELD GOALS MADE

- 19 Reggie Williams vs. Southern Virginia, 1/8/08
- 18 Reggie Williams vs. West Va. Wesleyan, 11/14/07
Reggie Williams vs. Virginia Intermont, 11/15/06
- 17 Reggie Williams vs. Apprentice, 12/10/07
- 16 Lewis Preston vs. Western Carolina, 2/10/92
Bill Blair vs. Davidson, 1964
Bill Blair vs. N.C. State, 2/23/63
Norm Halberstadt vs. George Washington, 1962
Norm Halberstadt vs. George Washington, 1961

MOST FIELD GOALS ATTEMPTED

- 39 Bill Ralph vs. West Virginia, 1954

MOST FREE THROWS MADE

- 19 Gay Elmore vs. Davidson, 2/24/86
Ron Carter vs. Siena, 1/4/78



Reggie Williams owns six of VMI's nine all-time 40 point games.

MOST FREE THROWS ATTEMPTED

- 22 Darren Sawyer vs. Marshall, 1/8/83

MOST REBOUNDS

- 31 Bill Ralph vs. Hampden-Sydney, 1954
- 28 Steve Powers vs. Davidson, 1967
Bobby Williamson vs. Lynchburg, 1955
- 27 Karl Klinar vs. Hampden-Sydney, 1953
- 26 Steve Powers vs. George Washington, 1967
- 25 Charlie Schmaus vs. The Citadel, 1966
- 24 Steve Powers vs. East Carolina, 1968
- 23 Chuck Cotton vs. Presbyterian, 1957
Chuck Cotton vs. Roanoke, 1958
- 22 Dave Montgomery vs. The Citadel, 1/13/75
Steve Powers vs. George Washington, 1968

MOST ASSISTS

- 14 Bobby Prince vs. Western Carolina, 1/14/95
- 13 Richard Little vs. High Point, 2/25/04
Richard Little vs. James Madison, 2/9/04
Richard Little vs. Chattanooga, 3/7/03
- 12 Reggie Williams vs. Charleston Southern, 2/5/07
Richard Little vs. Liberty, 11/23/02
Mike Huffman vs. Hampden-Sydney, 12/8/84
- 11 Travis Holmes vs. High Point, 1/24/09
Adam Lonon vs. Virginia Intermont, 11/15/06
Matt Coward vs. Bluefield, 12/13/04
Darryl Faulkner vs. Elon, 11/18/97
Bobby Prince vs. Furman, 2/12/96
Bobby Prince vs. Western Carolina, 3/2/96
Bobby Prince vs. UTC, 2/13/93
Percy Covington vs. Western Carolina, 2/10/92
Percy Covington vs. The Citadel, 1/22/90
Percy Covington vs. East Tenn. State, 3/3/90

MOST BLOCKS

- 9 Eric Mann vs. The Citadel, 1/15/00
- 7 Lewis Preston vs. Marshall, 1/18/92
- 6 Matt Murrer vs. Charleston Southern, 2/5/07
Eric Mann vs. Appalachian State, 2/24/01
Lewis Preston vs. Furman, 3/4/93
Lewis Preston vs. The Citadel, 2/2/92
Lewis Preston vs. Bluefield, 11/26/90
Mike Herndon vs. West Carolina, 1/19/85

MOST STEALS

- 11 Travis Holmes vs. Bridgewater, 1/18/07
- 10 Jason Bell vs. Furman, 2/10/98
- 9 Chavis Holmes vs. Bridgewater, 1/18/07
Chavis Holmes vs. Maryland Bible, 11/18/08
Travis Holmes vs. William & Mary, 12/20/07
Travis Holmes vs. Charleston Southern, 1/13/07
- 8 Jason Conley vs. Charleston Southern, 12/12/01
Jason Bell vs. UNCG, 2/15/99
Jason Bell vs. William & Mary, 1/26/95

BEST FIELD GOAL PERCENTAGE

(*min. 10 attempts*)

- 100 Lester Johnson vs. Radford, 12/12/94 (11-11)
- 92.3 Gay Elmore vs. Bluefield, 1/21/87 (12-13)

- 90.0 Matt Murrer vs. SVU, 12/2/03 (9-10)
Ramon Williams vs. JMU, 11/28/88 (9-10)
- 84.6 Mark Current vs. Marshall, 1/29/87 (11-13)
Geoff Hinshelwood vs. Georgia St., 12/16/78(11-13)

BEST FREE THROW PERCENTAGE

(*min. 12 attempts*)

- 100 Mike Manis vs. Old Dominion, 1968 (13-13)
Robin Porter vs. West Virginia, 1/6/65 (13-13)
Bobby Prince vs. UTC, 1/30/95 (12-12)
Gay Elmore vs. App. State, 2/11/84 (12-12)
Gay Elmore vs. JMU, 11/25/84 (12-12)
John Kemper vs. Richmond, 1968 (12-12)

MOST 3-POINT FIELD GOALS MADE


- 9 Fred Robinson vs. Charleston Southern, 1/13/07
- 8 Austin Kenon at Radford, 3/7/09
- 7 Austin Kenon at Radford, 1/21/09
Austin Kenon vs. Coastal Carolina, 1/10/09
Keith Gabriel vs. Charleston Southern, 1/3/09
Austin Kenon vs. Winthrop, 12/3/08
Reggie Williams vs. Charleston South., 2/11/08
Austin Kenon vs. William & Mary, 12/20/07
Fred Robinson vs. South Dakota State, 11/12/06
Lawrence Gullette vs. Virginia, 12/19/94
Ramon Williams vs. Richmond 2/2/89
Ramon Williams vs. Oral Roberts, 1/2/88

MOST 3-POINT FIELD GOALS ATTEMPTED

- 19 Austin Kenon at Radford, 3/7/09
Austin Kenon vs. High Point, 1/24/09
- 17 Austin Kenon vs. High Point, 2/28/09
17 Fred Robinson vs. Charleston Southern, 1/13/07
- 16 Fred Robinson vs. Liberty, 2/21/07
Chavis Holmes vs. Coastal Carolina, 1/15/07
Fred Robinson vs. Southern Virginia, 1/20/06

BEST 3-POINT FIELD GOAL PERCENTAGE

- 100 Ramon Williams vs. Western Carolina, 2/13/89 (5-5)



Fred Robinson sunk nine three-pointers in a single game against Charelston Southern on Jan. 13, 2007.





SINGLE-GAME RECORDS • TEAM

MOST POINTS SCORED

1.	156	vs. Columbia Union (W, 156-91), 11/28/07
		vs. Virginia Intermont (W, 156-95), 11/15/06
3.	144	vs. Southern Virginia (W, 144-127), 11/20/06
4.	135	vs. West Va. Wesleyan (W, 135-81), 11/14/07
		vs. Lees-McRae (W, 135-75), 12/6/06
6.	133	vs. Stevenson (W, 133-72), 11/20/08
7.	125	vs. Bridgewater (W, 125-95), 1/18/07
8.	123	vs. Southern Virginia (W, 123-85), 1/8/08
9.	118	vs. Maryland Bible (W, 118-72), 11/18/08
10.	117	vs. Liberty (L, 117-122), 1/27/07

MOST POINTS SCORED IN A HALF

1.	84	vs. West Va. Wesleyan, 11/14/07 (1st)
2.	82	vs. Columbia Union, 11/28/07 (2nd)
3.	78	vs. Virginia Intermont, 11/15/06 (1st)
	78	vs. Virginia Intermont, 11/15/06 (2nd)
5.	75	vs. Liberty, 1/27/07 (2nd)

MOST POINTS ALLOWED

1.	129	vs. Penn State (L, 111-129), 12/30/06
		vs. North Carolina (L, 89-129), 12/17/94
		vs. Davidson (L, 91-129), 2/11/64
4.	127	vs. Southern Virginia (W, 144-127), 11/20/06
5.	126	vs. Furman (L, 80-126), 3/2/72
6.	125	vs. California-Irvine (L, 96-125), 11/29/80
7.	122	vs. Liberty (L, 117-122), 1/27/07
		vs. Virginia Tech (L, 61-122), 12/17/83
9.	119	vs. West Virginia Tech (L, 74-119), 1955
10.	118	vs. Liberty (L, 108-118), 2/21/07
		vs. Virginia Tech (L, 60-118), 1959

FEWEST POINTS SCORED

1.	32	vs. Coastal Carolina (L, 32-49), 1/26/04
2.	33	vs. James Madison (L, 33-58), 11/28/82
3.	36	vs. The Citadel (L, 36-47), 1/10/59
4.	37	vs. Navy (L, 37-63), 11/27/81
		vs. William & Mary (W, 37-35 OT), 2/22/72
6.	38	vs. Old Dominion (L, 38-86), 12/1/04
		vs. UT Chattanooga (L, 38-55), 1/4/84
8.	39	vs. Davidson (L, 39-70), 2/2/71
		vs. Richmond (L, 39-82), 1958
10.	41	vs. Winthrop (L, 41-85), 1/23/08
		vs. Virginia (L, 41-86), 12/4/82
		vs. Baltimore (L, 41-46), 1/24/81
		vs. Richmond (W, 41-33), 3/3/76

FEWEST POINTS ALLOWED

1.	33	vs. Southern Virginia (W, 71-33), 11/22/04
		vs. Lebanon Valley (W, 43-33), 12/1/79
		vs. Richmond (W, 41-33), 3/3/76
4.	35	vs. William & Mary (W, 37-35 OT), 2/22/72
5.	37	vs. Bridgewater (W, 51-37), 2/5/75
6.	38	vs. Warren Wilson (W, 85-38), 11/20/99
		vs. Davidson (W, 70-38), 1/11/60
8.	42	vs. East Tennessee State (W, 43-42), 1/7/81
9.	43	vs. Bethany (W, 72-43), 1/20/75
		vs. Lynchburg (W, 79-43), 1953

MOST POINTS-TWO TEAMS

1.	271	vs. Southern Virginia (W, 144-127), 11/20/06
2.	251	vs. Virginia Intermont (W, 156-95), 11/15/06
3.	247	vs. Columbia Union (W, 156-91), 11/28/07
4.	240	vs. Penn State (L, 111-129), 12/30/06
5.	239	vs. Liberty (L, 117-122), 1/27/07

FEWEST POINTS-TWO TEAMS

1.	72	vs. William & Mary (W, 37-35 OT), 2/22/72
2.	74	vs. Richmond (W, 41-33), 3/3/76
3.	76	vs. Lebanon Valley (W, 43-33), 12/1/79
4.	81	vs. Coastal Carolina (L, 32-49), 1/26/04
5.	83	vs. The Citadel (L, 36-47), 1/10/59

LARGEST MARGIN OF VICTORY

1.	65	vs. Columbia Union (156-91), 11/28/07
2.	61	vs. Stevenson (133-72), 11/20/08
		vs. Virginia Intermont (156-95), 11/15/06
3.	60	vs. Lees-McRae (135-75), 12/6/06
4.	58	vs. Albright (111-53), 11/22/96
5.	54	vs. West Va. Wesleyan, 11/14/07
		vs. Lynchburg (113-59), 12/20/97
7.	49	vs. Bluefield (95-46), 1/31/90
8.	48	vs. Liberty (106-58), 12/1/75
9.	47	vs. Warren Wilson (85-38), 11/20/99
		vs. Radford (112-65), 12/11/75

LARGEST MARGIN OF DEFEAT

1.	61	vs. Virginia Tech (61-122), 12/17/83
2.	59	vs. West Virginia (50-109), 12/2/57
3.	58	vs. Virginia Tech (60-118), 1959
4.	52	vs. George Washington (54-106), 12/17/55
		vs. George Washington (52-104), 1954

MOST FIELD GOALS MADE

1.	60	vs. Virginia Intermont, 11/15/06
2.	58	vs. Southern Virginia, 11/20/06
3.	57	vs. West Va. Wesleyan, 11/14/07
4.	56	vs. Columbia Union, 11/28/07
5.	50	vs. Stevenson, 11/20/08

FEWEST FIELD GOALS MADE

1.	10	vs. Coastal Carolina, 1/26/04
----	----	-------------------------------

FEWEST FIELD GOALS ALLOWED

1.	12	vs. William & Mary, 2/22/72
----	----	-----------------------------

MOST FIELD GOALS ATTEMPTED

1.	118	vs. Virginia Intermont, 11/15/06
2.	114	vs. West Va. Wesleyan, 11/14/07
3.	109	vs. Southern Virginia, 11/20/06
4.	107	vs. Columbia Union, 11/28/07
5.	99	vs. Bridgewater, 1/18/07
6.	94	vs. Mercer, 12/9/06
7.	93	vs. Eastern Mennonite, 12/18/96

BEST FIELD GOAL PERCENTAGE

1.	71.4	vs. Appalachian State, 1987 (30-42)
----	------	-------------------------------------

MOST FREE THROWS MADE

1.	38	vs. West Virginia Tech, 1955
----	----	------------------------------

MOST FREE THROWS ATTEMPTED

1.	53	vs. The Citadel, 1956
----	----	-----------------------

FEWEST FREE THROWS MADE

1.	2	vs. Ohio State, 11/25/07
		vs. William & Mary, 1/23/91
		vs. Roanoke, 12/9/87
		vs. UTC, 1984
		vs. Old Dominion, 1/15/76

FEWEST FREE THROWS ATTEMPTED

1.	2	vs. Roanoke, 12/9/87
----	---	----------------------

FEWEST FREE THROWS ALLOWED

1.	1	vs. Army, 11/21/05
----	---	--------------------

FEWEST FREE THROW ATT. ALLOWED

1.	2	vs. Army, 11/21/05
----	---	--------------------

BEST FREE THROW PERCENTAGE (min. 15 attempts)

1.	97.3	vs. Richmond, 1968 (37-38)
----	------	----------------------------

MOST 3-POINT FIELD GOALS MADE

1.	24	vs. Southern Virginia, 1/29/09
2.	22	vs. Lees-McRae, 12/6/06
3.	21	vs. Charleston Southern, 1/13/07
		vs. Virginia Intermont, 11/15/06
5.	20	vs. Columbia Union, 11/28/07
		vs. Southern Virginia, 11/20/06
7.	19	vs. Campbell, 11/24/08
		vs. Stevenson, 11/20/08
		vs. Radford, 2/5/08
		vs. Bridgewater, 1/18/07
		vs. Penn State, 12/30/06
		vs. Cornell, 12/1/06
		vs. Howard, 11/25/06

MOST 3-POINT FIELD GOALS MADE IN A HALF

1.	18	vs. Southern Virginia, 1/29/09
2.	16	vs. Charleston Southern, 2/11/08

MOST 3-POINT FIELD GOALS ATTEMPTED

1.	61	vs. Virginia Intermont, 11/15/06
2.	59	vs. Southern Virginia, 11/20/06
3.	56	vs. Charleston Southern, 1/13/07
4.	55	vs. West Va. Wesleyan, 11/14/07
		vs. Bridgewater, 1/18/07

BEST 3-POINT FIELD GOAL PERCENTAGE

1.	87.5	vs. Western Carolina, 1989 (7-8)
----	------	----------------------------------

MOST REBOUNDS

1.	67	vs. Southeastern, 2/5/76
----	----	--------------------------

MOST ASSISTS

1.	39	vs. Virginia Intermont, 11/15/06
2.	38	vs. West Va. Wesleyan, 11/14/07
3.	36	vs. Southern Virginia, 11/20/06
4.	34	vs. Bridgewater, 1/18/07
5.	33	vs. Stevenson, 11/20/08

MOST STEALS

1.	35	vs. Virginia Intermont, 11/15/06
2.	28	vs. Columbia Union, 11/28/07
		vs. Southern Virginia, 11/20/06
4.	26	vs. West Va. Wesleyan, 11/14/07
		vs. Bridgewater, 1/18/07

MOST BLOCKS

1.	15	vs. Appalachian State, 2003
----	----	-----------------------------

MOST PERSONAL FOULS

1.	38	vs. Radford, 2/14/07
2.	37	vs. Penn State, 12/30/06
	37	vs. Furman, 1981

MOST TURNOVERS

1.	41	vs. Marshall, 1984
----	----	--------------------

MOST OVERTIME PERIODS

1.	4	vs. The Citadel (L, 78-81), 2/13/67
----	---	-------------------------------------



VMI KEYDETS

2009-10 BASKETBALL MEDIA GUIDE

SINGLE-SEASON RECORDS • INDIVIDUAL

POINTS

1. Reggie Williams	928	2006-07
2. Jason Conley	820	2001-02
3. Ron Carter	736	1977-78
4. Gay Elmore	713	1986-87
5. Reggie Williams	695	2007-08
6. Chavis Holmes	681	2008-09
7. Gay Elmore	637	1985-86
8. Chavis Holmes	615	2006-07
9. Ron Carter	613	1976-77
10. Charlie Schmaus	595	1965-66

FIELD GOALS MADE

1. Reggie Williams	338	2006-07
2. Jason Conley	285	2001-02
3. Ron Carter	274	1977-78
4. Reggie Williams	269	2007-08
5. Gay Elmore	266	1986-87
6. Ron Carter	246	1976-77
7. Gay Elmore	232	1985-86
8. Ron Carter	231	1975-76
9. Charlie Schmaus	228	1965-66
10. Damon Williams	217	1989-90
John Mitchell	217	1968-69

FREE THROW PERCENTAGE

(Min. 2 made per game)

1. Andy Kolesar	.879	1979-80
2. Andy Kolesar	.878	1978-79
3. John Krovic	.875	1975-76
4. John Mitchell	.868	1968-69
5. John Mitchell	.865	1966-67
6. John Mitchell	.864	1967-68
7. Gay Elmore	.856	1994-85
8. Bobby Prince	.855	1994-95
9. Ralph Lawson	.850	1958-59
10. Mike Manis	.843	1968-69

BLOCKS

1. Lewis Preston	65	1991-92
2. Lewis Preston	64	1990-91
3. Matt Murrer	58	2006-07
Eric Mann	58	2000-01
5. Eric Mann	51	1999-00
6. Lewis Preston	48	1992-93
7. Eric Mann	47	1997-98
8. Mike Herndon	37	1984-85
9. Chavis Holmes	33	2008-09
Mike Herndon	33	1983-84
Mike Herndon	33	1982-83

SCORING AVERAGE

1. Jason Conley	29.3	2001-02
2. Reggie Williams	28.1	2006-07
3. Reggie Williams	27.8	2007-08
4. Ron Carter	26.3	1977-78
5. Charlie Schmaus	25.9	1965-66
6. Gay Elmore	25.5	1986-87
7. John Mitchell	23.2	1968-69
8. Gay Elmore	22.8	1985-86
9. Norm Halberstadt	22.5	1960-61
10. Norm Halberstadt	22.4	1961-62

FIELD GOALS ATTEMPTED

1. Reggie Williams	636	2006-07
2. Jason Conley	610	2001-02
3. Gay Elmore	535	1986-87
4. Charlie Schmaus	528	1965-66
5. Ron Carter	515	1977-78
6. Gay Elmore	511	1985-86
7. Reggie Williams	509	2007-08
8. Ron Carter	492	1976-77
9. Norm Halberstadt	489	1960-61
10. Norm Halberstadt	469	1961-62

FREE THROWS MADE

1. Ron Carter	188	1977-78
2. Reggie Williams	176	2006-07
3. Chavis Holmes	174	2008-09
4. Gay Elmore	173	1985-86
5. Jason Conley	171	2001-02
6. Gay Elmore	167	1984-85
7. Gay Elmore	158	1986-87
8. Gay Elmore	151	1983-84
9. Charlie Schmaus	139	1965-66
10. Travis Holmes	137	2008-09

BLOCKS PER GAME

1. Lewis Preston	2.4	1991-92
2. Lewis Preston	2.3	1990-91
3. Eric Mann	2.1	2000-01
4. Matt Murrer	1.9	2006-07
5. Eric Mann	1.8	1997-98
6. Lewis Preston	1.8	1992-93
7. Eric Mann	1.8	1999-00
8. Mike Herndon	1.2	1984-85
9. Mike Herndon	1.2	1983-84
Mike Herndon	1.2	1982-83

REBOUNDS

1. Bill Ralph	330	1953-54
2. Steve Powers	318	1966-67
3. Bobby Williamson	316	1954-55
4. Eric Mann	294	2000-01
5. Steve Powers	285	1967-68
6. Dave Montgomery	269	1974-75
7. Dave Montgomery	267	1976-77
8. Dave Montgomery	267	1977-78
9. Dave Montgomery	265	1975-76
Charlie Schmaus	265	1965-66

3-POINT FG MADE

1. Austin Kenon	119	2008-09
2. Chavis Holmes	108	2006-07
3. Keith Gabriel	89	2008-09
4. Fred Robinson	85	2006-07
5. Chavis Holmes	83	2008-09
6. Chavis Holmes	82	2007-08
7. Jason Conley	79	2001-02
8. Ramon Williams	77	1988-89
9. Reggie Williams	76	2006-07
Ramon Williams	76	1989-90

FREE THROWS ATTEMPTED

1. Reggie Williams	267	2006-07
2. Ron Carter	228	1977-78
3. Chavis Holmes	210	2008-09
4. Jason Conley	209	2001-02
Gay Elmore	209	1985-86
6. Gay Elmore	207	1986-87
7. Nick Richardson	202	2000-01
8. Eric Mann	196	2000-01
9. Gay Elmore	195	1984-85
10. Karl Klinar	190	1953-54

STEALS

1. Travis Holmes	111	2006-07
2. Chavis Holmes	105	2008-09
3. Chavis Holmes	90	2006-07
4. Travis Holmes	87	2008-09
5. Jason Conley	82	2001-02
6. Jason Bell	79	1997-98
7. Willie Bell	78	2008-09
8. Jason Bell	77	1998-99
9. Chavis Holmes	70	2007-08
10. Bobby Prince	65	1994-95

REBOUNDING AVERAGE

1. Steve Powers	15.1	1966-67
2. Bill Ralph	14.3	1953-54
3. Bobby Williamson	13.7	1954-55
4. Steve Powers	13.6	1967-68
5. Charlie Schmaus	11.5	1965-66
6. Charlie Schmaus	11.2	1964-65
7. Eric Mann	10.5	2000-01
8. Karl Klinar	10.5	1953-54
9. Dave Montgomery	10.3	1974-75
10. Joe Gedro	9.8	1959-60

3-POINT FG ATTEMPTED

1. Austin Kenon	305	2008-09
2. Fred Robinson	282	2006-07
3. Chavis Holmes	277	2006-07
4. Keith Gabriel	245	2008-09
5. Reggie Williams	238	2006-07
6. Jason Conley	237	2001-02
7. Chavis Holmes	228	2007-08
8. Matt Murrer	202	2006-07
9. Christian Hunter	196	2007-08
10. Travis Holmes	195	2006-07

ASSISTS

1. Richard Little	216	2002-03
2. Bobby Prince	173	1994-95
3. Richard Little	165	2003-04
4. Mike Huffman	164	1984-85
5. Bobby Prince	156	1995-96
6. Percy Covington	152	1989-90
7. Reggie Williams	146	2006-07
8. Darryl Faulkner	134	1997-98
9. Matt Coward	132	2004-05
10. Richard Little	130	2001-02

STEALS PER GAME

1. Chavis Holmes	3.4	2008-09
2. Travis Holmes	3.4	2006-07
3. Travis Holmes	3.2	2008-09
4. Jason Bell	3.0	1998-99
5. Jason Conley	2.9	2001-02
6. Jason Bell	2.9	1997-98
7. Chavis Holmes	2.8	2006-07
8. Percy Covington	2.5	1989-90
9. Willie Bell	2.4	2008-09
10. Chavis Holmes	2.4	2007-08

FIELD GOAL PERCENTAGE

(Min. 3 made per game)

1. Dave Montgomery*	.652	1976-77
2. Matt Murrer	.650	2005-06
3. Matt Murrer	.582	2003-04
4. Dave Montgomery	.569	1974-75
5. Dave Montgomery	.563	1975-76
6. Mark Craft	.559	1988-89
7. Jeff Gausepohl	.556	1962-63
8. Jeff Gausepohl	.554	1964-65
9. Will Bynum	.549	1976-77
10. George Borojevich	.549	1974-75

3-POINT FG PERCENTAGE

(Min. 2 made per game)

1. Ramon Williams	.470	1988-89
2. Damon Williams	.450	1989-90
3. Chavis Holmes	.441	2008-09
4. Ramon Williams	.429	1989-90
5. Darryl Faulkner	.425	1996-97
6. Austin Kenon	.390	2008-09
7. Chavis Holmes	.390	2006-07
8. Darryl Faulkner	.383	1997-98
9. Lawrence Gullette	.378	1995-96
10. Darryl Faulkner	.377	1993-94

ASSISTS PER GAME

1. Richard Little	7.2	2002-03
2. Bobby Prince	6.4	1994-95
3. Percy Covington	6.1	1989-90
4. Richard Little	5.9	2003-04
5. Bobby Prince	5.6	1995-96
6. Mike Huffman	5.5	1984-85
7. Darryl Faulkner	5.0	1997-98
8. Matt Coward	4.9	2004-05
9. Richard Little	4.6	2001-02
10. Kelly Lombard	4.5	1976-77

*- Second Best In Nation in 1976-77





SINGLE-SEASON RECORDS • TEAM

HIGHEST WIN PERCENTAGE

1.	.867	1976-77	26-4
2.	.750	2008-09	24-8
		1977-78	21-7
4.	.688	1976-76	22-10
5.	.643	1995-96	18-10

MOST WINS

1.	26	1976-77	26-4
2.	24	2008-09	24-8
3.	22	1975-76	22-10
4.	21	1977-78	21-7
5.	18	1995-96	18-10

MOST CONSECUTIVE WINS

1.	21	12/4/76-2/14/77
2.	10	1/14/78-2/11/78
		2/11/76-3/18/76
4.	7	2/3/96-2/17/96
5.	6	1/24/90-2/5/90
		1/11/75-1/22/75

MOST CONSECUTIVE HOME WINS

1.	35	2/5/76-12/16/78
2.	13	2/27/95-2/17/96
		12/6/89-1/12/91
4.	10	12/3/08-1/12/09
5.	9	2/26/75-1/21/76

FEWEST WINS

1.	1	1981-82	1-25
		1970-71	1-25
3.	2	1982-83	2-25
4.	4	Five Seasons	

MOST CONSECUTIVE LOSSES

1.	24	2/14/70-2/8/71
2.	23	2/4/81-1/28/82
3.	18	1/3/82-2/23/82
4.	17	12/6/99-2/12/00
5.	16	1/17/93-3/4/93

MOST OVERTIME GAMES

1.	5	1984-85	2-3 record
2.	4	1988-89	1-3 record
		1971-72	2-2 record
4.	3	1959-60	2-1 record
5.	2	15 Seasons	

MOST 100-POINT GAMES

1.	17	2006-07	10-7 record
2.	9	2008-09	9-0 record
3.	8	2007-08	7-1 record
4.	5	1995-96	5-0 record
5.	3	1996-97	3-0 record
		1977-78	3-0 record
		1975-76	3-0 record

CONSECUTIVE 100-POINT GAMES

1.	4	2/5/07-2/21/07
		1/18/07-1/27/07
3.	3	1/1/06-1/20/06
4.	2	Five Times

MOST POINTS

1.	3331	2006-07	(33 games)
2.	3002	2008-09	(32 games)
3.	2649	2007-08	(29 games)
4.	2450	1975-76	(32 games)
5.	2421	1976-66	(30 games)

HIGHEST POINTS PER GAME

1.	100.9	2006-07	(33 games)
2.	93.8	2008-09	(32 games)
3.	91.3	2007-08	(29 games)
4.	84.2	1995-96	(28 games)
5.	81.1	1974-75	(26 games)

LOWEST POINTS PER GAME

1.	56.9	1982-83	(27 games)
2.	57.4	2003-04	(28 games)
3.	60.3	1983-84	(27 games)
4.	61.7	1981-82	(26 games)
5.	62.1	1984-85	(30 games)

HIGHEST SCORING MARGIN

1.	9.0	1976-77
2.	8.9	1975-76
3.	8.3	2008-09
4.	6.4	1977-78
5.	4.6	1995-96

MOST POINTS ALLOWED

1.	3240	2006-07	(33 games)
2.	2737	2008-09	(32 games)
3.	2530	2007-08	(29 games)
4.	2370	1994-95	(27 games)
5.	2300	2001-02	(28 games)

HIGHEST AVG. POINTS ALLOWED

1.	98.2	2006-07	(33 games)
2.	87.8	1994-95	(27 games)
3.	87.2	2007-08	(29 games)
4.	85.0	1960-61	(22 games)
5.	85.5	2008-09	(32 games)

LOWEST AVG. POINTS ALLOWED

1.	60.5	1984-85	(30 games)
2.	67.6	1975-76	(32 games)
3.	68.3	1983-84	(27 games)
4.	69.4	2003-04	(28 games)
5.	70.1	2004-05	(27 games)

MOST FIELD GOALS MADE

1.	1176	2006-07	(33 games)
2.	1009	2008-09	(32 games)
3.	992	1976-76	(32 games)
4.	945	2007-08	(29 games)
5.	940	1976-77	(30 games)

MOST FIELD GOALS ATTEMPTS

1.	2696	2006-07	(33 games)
2.	2279	2008-09	(32 games)
3.	2125	2007-08	(29 games)
4.	1958	1975-76	(32 games)
5.	1942	1995-96	(28 games)

HIGHEST FIELD GOAL PCT.

1.	.520	1976-77	940-1806
2.	.507	1975-76	992-1958
3.	.487	1988-89	821-1687
4.	.487	1977-78	869-1786
5.	.485	1974-75	864-1782

LOWEST FIELD GOAL PCT.

1.	.360	1953-54	
2.	.372	1958-59	422-1133
3.	.373	1971-72	610-1634
4.	.374	1959-60	565-1512
5.	.378	1970-71	615-1626

MOST FREE THROWS MADE

1.	546	2008-09	(32 games)
2.	541	1976-77	(30 games)
3.	537	2006-07	(33 games)
4.	509	1977-78	(28 games)
5.	469	1995-96	(28 games)

MOST FREE THROW ATTEMPTS

1.	815	2006-07	(33 games)
2.	753	1976-77	(30 games)
3.	742	2008-09	(32 games)
4.	710	1971-72	(25 games)
5.	691	1977-78	(28 games)

HIGHEST FREE THROW PCT.

1.	.758	1979-80	461-608
2.	.754	1967-68	421-558
3.	.753	1995-96	469-623
4.	.745	1986-87	360-483
5.	.739	1959-60	337-456

LOWEST FREE THROW PCT.

1.	.586	1957-58	
2.	.601	1969-70	387-644
3.	.606	1972-73	352-581
4.	.619	2000-01	412-666
5.	.620	1999-00	399-644

MOST 3-POINT FG MADE

1.	442	2006-07	(33 games)
2.	438	2008-09	(32 games)
3.	336	2007-08	(29 games)
4.	247	1994-95	(27 games)
5.	223	1995-96	(28 games)

MOST 3-POINT FG ATTEMPTS

1.	1383	2006-07	(33 games)
2.	1244	2008-09	(32 games)
3.	1045	2007-08	(29 games)
4.	732	1994-95	(27 games)
5.	650	1995-96	(28 games)

3-POINT FIELD GOAL PCT.

1.	.440	1988-89	133-302
2.	.400	1989-90	173-432
3.	.382	1987-88	107-280
4.	.358	2008-09	438-1224
5.	.354	1986-87	85-240

MOST REBOUNDS

1.	1265	1975-76	(32 games)
2.	1262	2006-07	(33 games)
3.	1178	1965-66	(23 games)
4.	1155	1974-75	(26 games)
5.	1149	1971-72	(25 games)

REBOUNDS PER GAME

1.	51.2	1965-66	(23 games)
2.	49.2	1964-65	(21 games)
3.	46.6	1966-67	(21 games)
4.	46.0	1971-72	(25 games)
5.	45.3	1960-61	(22 games)

HIGHEST REBOUND MARGIN

1.	6.0	1954-55
2.	5.6	1977-78
3.	4.1	1974-75
4.	3.2	1964-65
5.	2.8	1975-76

MOST ASSISTS

1.	681	2006-07	(33 games)
2.	581	2008-09	(32 games)
3.	518	2007-08	(29 games)
4.	445	2002-03	(30 games)
5.	438	1976-77	(30 games)

ASSISTS PER GAME

1.	20.6	2006-07	(33 games)
2.	18.2	2008-09	(32 games)
3.	17.9	2007-08	(29 games)
4.	15.6	2001-02	(28 games)
5.	14.8	2002-03	(30 games)

MOST BLOCKED SHOTS

1.	119	2006-07	(33 games)
2.	110	2002-03	(30 games)
3.	107	1990-91	(28 games)
4.	105	2008-09	(32 games)
5.	97	1999-00	(29 games)

BLOCKED SHOTS PER GAME

1.	3.8	1990-91	(28 games)
2.	3.7	2002-03	(30 games)
3.	3.6	2006-07	(33 games)
4.	3.5	1997-98	(27 games)
5.	3.3	1999-00	(29 games)

MOST STEALS

1.	490	2006-07	(33 games)
2.	453	2008-09	(32 games)
3.	369	2007-08	(29 games)
4.	297	1998-99	(27 games)
5.	287	2001-02	(28 games)

STEALS PER GAME

1.	14.8	2006-07	(33 games)
2.	14.2	2008-09	(32 games)
3.	12.7	2007-08	(29 games)
4.	11.0	1998-99	(27 games)
5.	10.4	1997-98	(27 games)





VMI KEYDETS

2009-10 BASKETBALL MEDIA GUIDE

CAREER RECORDS

1,000-POINT CLUB

1. Reggie Williams	2,556	2004-08
2. Gay Elmore	2,422	1983-87
3. Ron Carter	2,228	1974-78
4. Chavis Holmes	2,065	2005-Pres.
5. Travis Holmes	1,733	2005-09
6. Ramon Williams	1,630	1986-90
7. Damon Williams	1,622	1986-90
8. Will Bynum	1,606	1973-77
9. Radee Skipworth	1,588	2000-04
10. John Krovic	1,559	1973-77
11. Andy Kolesar	1,460	1977-81
12. Cedric Wins	1,459	1981-85
13. Lawrence Gullette	1,367	1991-96
14. Jason Bell	1,365	1995-99
15. Dave Montgomery	1,329	1974-78
16. Charlie Schmaus*	1,328	1963-66
17. Norm Halberstadt*	1,315	1959-62
18. Dennis Johnson	1,253	1977-81
19. Darren Sawyer	1,219	1981-85
20. Matt Murrer	1,200	2002-07
21. Bill Ralph*	1,175	1951-54
22. Jonathan Penn	1,153	1989-93
23. John Mitchell*	1,150	1966-69
24. Lewis Preston	1,146	1989-93
25. Darryl Faulkner	1,121	1993-98
26. John Goode	1,096	1977-81
27. Karl Klinar*	1,078	1951-54
28. Nick Richardson	1,075	1997-01
29. Aaron Demory	1,069	1996-00
30. Jason Conley	1,042	2000-03
31. Maurice Spencer	1,039	1993-97
32. Bill Blair*	1,023	1961-64
33. Greg Fittz	1,006	1987-91

SCORING AVERAGE

1. Reggie Williams	22.8	2004-08
2. Gay Elmore	21.4	1983-87
3. Norm Halberstadt	21.2	1959-62
4. Charlie Schmaus*	19.5	1963-66
5. Ron Carter	19.2	1974-78
6. John Mitchell*	17.7	1966-69
7. Chavis Holmes	17.4	2005-09
8. Bill Blair*	17.3	1961-64
9. Bill Ralph*	16.5	1951-54
10. Karl Klinar*	16.1	1951-54

REBOUNDS

1. Dave Montgomery	1,068	1974-78
2. Bill Ralph*	919	1951-54
3. Eric Mann	841	1996-01
4. Reggie Williams	820	2004-08
5. Ron Carter	809	1974-78
6. Karl Klinar*	760	1951-54
7. Charlie Schmaus*	715	1963-66
8. Steve Powers*	675	1965-68
9. Chuck Cotton	661	1955-59
10. Mark Craft	650	1977-81

REBOUNDING AVERAGE

1. Bill Ralph*	12.9	1951-54
2. Karl Klinar*	11.2	1951-54
3. Steve Powers*	10.9	1965-68
4. Charlie Schmaus*	10.5	1963-66
5. Dave Montgomery	9.2	1974-78
6. Bill Coupland*	8.8	1954-57
7. Bobby Watson*	8.4	1961-64
8. Chuck Cotton	8.4	1955-59
9. Eric Mann	7.8	1996-01
10. Denny Clark*	7.5	1966-69

FIELD GOAL PERCENTAGE

1. Dave Montgomery	.580	1974-78
2. Jeff Gausepohl*	.552	1962-65
3. Matt Murrer	.541	2003-07
4. Will Bynum	.528	1973-77
5. George Borojevich	.526	1973-77
6. Lewis Preston	.523	1989-93
7. Ron Carter	.518	1974-78
8. Mike Herndon	.516	1981-85
9. Mark Craft	.507	1986-90
10. Mark Current	.498	1983-87

FIELD GOALS MADE

1. Reggie Williams	933	2004-08
2. Gay Elmore	873	1982-87
3. Ron Carter	870	1974-78
4. John Krovic	666	1973-77
5. Chavis Holmes	664	2005-09

FIELD GOALS ATTEMPTED

1. Reggie Williams	1874	2004-08
2. Gay Elmore	1858	1982-87
3. Ron Carter	1679	1974-78



Ron Carter held the career scoring record for eight seasons with his 2,228 points.

4. Chavis Holmes	1509	2005-09
5. Radee Skipworth	1362	2000-04

FREE THROW PERCENTAGE

1. John Mitchell*	.866	1966-69
2. Andy Kolesar	.849	1977-81
3. Bobby Prince	.841	1992-96
4. Mike Manis	.837	1967-69
5. Gay Elmore	.816	1983-87
6. Robin Porter	.807	1964-66
7. Damon Williams	.806	1986-90
8. Jason Conley	.799	2001-03
9. Maurice Spencer	.783	1993-97
10. Ramon Williams	.780	1986-90

FREE THROWS MADE

1. Gay Elmore	653	1982-87
2. Reggie Williams	494	2004-08
3. Ron Carter	488	1974-78
4. Chavis Holmes	431	2005-09
5. Travis Holmes	379	2005-09

FREE THROWS ATTEMPTED

1. Gay Elmore	800	1982-87
2. Reggie Williams	703	2004-08
3. Ron Carter	671	1974-78
4. Chavis Holmes	562	2005-09
5. Karl Klinar*	545	1951-54

3-POINT FG PERCENTAGE

1. Ramon Williams	.427	1986-90
2. Damon Williams	.419	1986-90
3. Percy Covington	.396	1988-92
4. Darryl Faulkner	.395	1993-98
5. Austin Kenon	.395	2007-Present




Gay Elmore scored 2,422 points in his four-year Keydet career, which stood as the school record for 22 years.





CAREER RECORDS



Richard Little is VMI's career leader with 608 assists.

6.	Chavis Holmes	.385	2005-09
7.	Lawrence Gullette	.349	1992-96
8.	Jonathan Penn	.342	1989-93
9.	Maurice Spencer	.341	1993-97
10.	Richard Bruce	.340	1997-01

3-POINT FG MADE

1.	Chavis Holmes	306	2005-09
2.	Ramon Williams	206	1986-90
3.	Darryl Faulkner	199	1993-98
4.	Reggie Williams	196	2004-08
5.	Travis Holmes	182	2005-09

3-POINT FG ATTEMPTED

1.	Chavis Holmes	795	2005-09
2.	Reggie Williams	649	2004-08
3.	Travis Holmes	571	2005-09
4.	Darryl Faulkner	504	1993-98
5.	Ramon Williams	482	1986-90

ASSISTS

1.	Richard Little	608	2000-04
2.	Mike Huffman	480	1982-86
3.	Bobby Prince	452	1992-96
4.	Percy Covington	432	1988-92
5.	Kelly Lombard	383	1975-79
6.	Reggie Williams	368	2004-08
7.	Travis Holmes	360	2005-09
8.	Darryl Faulkner	333	1993-98
9.	Chavis Holmes	313	2005-09
10.	Andy Kolesar	278	1975-81

ASSISTS PER GAME

1.	Richard Little	5.3	2001-04
2.	Mike Huffman	4.3	1983-86
3.	Bobby Prince	4.3	1992-96
4.	Matt Coward	4.0	2003-06

5.	Darryl Faulkner	4.0	1993-98
6.	Percy Covington	4.0	1989-92
7.	Kelly Lombard	3.4	1976-79
8.	Reggie Williams	3.3	2004-08
9.	Adam Lonon	3.1	2006-09
10.	Travis Holmes	3.1	2005-09

BLOCKS

1.	Lewis Preston	202	1990-93
2.	Eric Mann	184	1997-01
3.	Tim Allmond	110	2002-05
4.	Mike Herndon	103	1982-85
5.	Matt Murrer	89	2003-07
6.	Zach Batte	62	1998-03
7.	Travis Holmes	59	2005-09
	Jonathan Goodman	59	1990-94
9.	Travis Holmes	58	2005-09
10.	Aaron Demory	55	1996-00

STEALS

1.	Travis Holmes	309	2005-09
2.	Chavis Holmes	304	2005-09
3.	Jason Bell	240	1995-99
4.	Percy Covington	196	1989-92
5.	Aaron Demory	180	1996-00
6.	Reggie Williams	175	2004-08
7.	Willie Bell	169	2005-09
8.	Richard Little	168	2001-04
9.	Bobby Prince	157	1993-96
10.	Darryl Faulkner	150	1993-98

STEALS PER GAME

1.	Travis Holmes	2.7	2005-09
2.	Chavis Holmes	2.6	2005-09
3.	Jason Bell	2.4	1994-99
4.	Darryl Faulkner	1.8	1993-98
5.	Percy Covington	1.8	1988-92

DOUBLE-FIGURE SCORING GAMES

1.	Gay Elmore	110	1983-87
2.	Reggie Williams	103	2004-08
3.	Ron Carter	99	1974-78
4.	Chavis Holmes	92	2005-09
5.	Cedric Wins	89	1981-85
6.	John Krovic	85	1973-77
	Radee Skipworth	85	2000-04
	Travis Holmes	85	2005-09
9.	Will Bynum	84	1973-77
10.	Damon Williams	82	1986-90

20+ POINT SCORING GAMES

1.	Gay Elmore	68	1983-87
2.	Reggie Williams	64	2004-08
3.	Ron Carter	60	1974-78
4.	Chavis Holmes	54	2005-09
5.	Jason Conley	34	2000-03
6.	Norm Halberstadt*	32	1959-62
	Damon Williams	32	1986-90
8.	Ramon Williams	30	1986-90

	Travis Holmes	30	2005-09
10.	Bill Blair*	27	1961-64
	Charlie Schmaus*	27	1963-66
	John Mitchell*	27	1966-69

30+ POINT SCORING GAMES

1.	Reggie Williams	28	2004-08
2.	Gay Elmore	15	1983-87
3.	Jason Conley	12	2000-02
4.	Norm Halberstadt*	10	1959-62
	Charlie Schmaus*	10	1963-66
6.	Ron Carter	9	1974-78
7.	Ramon Williams	6	1986-90
8.	Andy Kolesar	5	1977-81
	Chavis Holmes	5	2005-09
10.	Bill Blair*	4	1961-64
	John Mitchell*	4	1966-69
	Damon Williams	4	1986-90

CONSECUTIVE DOUBLE-FIGURE GAMES

1.	Damon Williams	63	1988-90
2.	Gay Elmore	50	1986-87
	Reggie Williams	50	2006-08
3.	Jason Conley	37	2001-02
4.	Gay Elmore	34	1984-85
5.	Ron Carter	33	1976-77
6.	Ramon Williams	31	1988-89
7.	Ron Carter	30	1977-78
	Chavis Holmes	30	2007-09
9.	John Mitchell	29	1967-68
10.	Jason Bell	28	1998-99

MISCELLANEOUS RECORDS

MOST CONSECUTIVE FT MADE -
31, Gay Elmore, 1983-84

MOST CONSECUTIVE 20+ POINT GAMES-
19, Ron Carter, 1978

*- Three-year career, all others as indicated



Ramon Williams is the career leader in 3-Point FG Percentage and ranks sixth in career scoring.



VMI KEYDETS

2009-10 BASKETBALL MEDIA GUIDE

ANNUAL LEADERS

SCORING				REBOUNDING			FIELD GOAL PCT.			FREE THROW PCT.		
Year	Leader	Pts.	Avg.	Leader	Reb.	Avg.	Leader	FG Pct.	FG-FGA	Leader	FT Pct.	FT-FTA
1953-54	Bill Ralph	447	19.4	Bill Ralph	330	14.3	Karl Klinar	.413	124-300	Don Colwell	.739	68-92
1954-55	Bobby Williamson	280	12.2	Bobby Williamson	316	13.7	Bobby Williamson	.466	83-178	Frank Walter	.826	53-64
1955-56	Bill Coupland	314	13.7	Bill Coupland	181	7.9	Bill Coupland	.432	115-266	Don Nyman	.714	70-98
1956-57	Bill Coupland	334	12.8	Chuck Cotton	224	9.7	Ralph Lawson	.456	104-228	Dave Goode	.708	75-106
1957-58	Chuck Cotton	226	13.3	Chuck Cotton	152	8.9	Ralph Lawson	.445	109-245	Ralph Lawson	.649	61-94
1958-59	Chuck Cotton	272	16.0	Chuck Cotton	135	7.9	Chuck Cotton	.414	99-239	Ralph Lawson	.850	68-80
1959-60	Norm Halberstadt	372	18.6	Joe Gedro	195	9.8	Roy Quinn	.432	98-227	Roy Quinn	.776	52-67
1960-61	Norm Halberstadt	495	22.5	Frank Oley	163	7.8	Norm Halberstadt	.409	200-489	Norm Halberstadt	.754	68-80
1961-62	Norm Halberstadt	448	22.4	Bobby Watson	218	9.1	John Yurachek	.475	76-160	Norm Halberstadt	.733	66-90
1962-63	Bill Blair	418	19.9	John Yurachek	180	9.0	Jeff Gausepohl	.556	70-126	Bill Blair	.812	82-101
1963-64	Bill Blair	432	18.0	Bobby Watson	218	9.1	Jeff Gausepohl	.547	70-128	Jeff Gausepohl	.769	93-121
1964-65	Charlie Schmaus	389	18.5	Charlie Schmaus	235	11.2	Jeff Gausepohl	.554	72-130	John Prosser	.795	62-78
1965-66	Charlie Schmaus	595	25.9	Charlie Schmaus	265	11.5	John Hartung	.471	73-155	Robin Porter	.816	129-158
1966-67	John Kemper	297	14.1	Steve Powers	318	15.1	John Mitchell	.435	117-269	John Mitchell	.865	45-52
1967-68	John Kemper	383	18.2	Steve Powers	285	13.6	John Mitchell	.459	134-292	John Mitchell	.864	70-81
1968-69	John Mitchell	533	23.2	Denny Clark	174	7.6	John Mitchell	.483	217-449	John Mitchell	.868	99-114
1969-70	Jan Essenburg	348	13.9	Fred Allison	184	7.4	Jim Gillespie	.479	80-167	Jerry Renfro	.728	83-114
1970-71	Jan Essenburg	411	15.8	Jan Essenburg	168	6.5	Jim Sefick	.452	118-261	Jerry Renfro	.791	53-67
1971-72	Charlie Tyler	316	12.6	Bob Frank	203	8.1	David Lester	.466	88-189	Bob Frank	.688	75-109
1972-73	Gordie Rawlyk	254	9.8	Charlie Tyler	177	6.8	David Lester	.511	92-180	Steve Chapin	.806	50-62
1973-74	John Krovic	345	14.4	Charlie Tyler	159	6.6	John Krovic	.488	156-320	Will Bynum	.738	48-65
1974-75	John Krovic	389	15.0	Dave Montgomery	269	10.3	Dave Montgomery	.569	116-204	Will Bynum	.808	59-73
1975-76	Ron Carter	574	17.9	Dave Montgomery	265	8.3	Dave Montgomery	.563	126-224	John Krovic	.875	70-80
1976-77	Ron Carter	613	20.4	Dave Montgomery	267	8.9	Dave Montgomery	.652	161-247	Will Bynum	.767	115-150
1977-78	Ron Carter	736	26.3	Dave Montgomery	267	9.5	Ron Carter	.532	274-515	Ron Carter	.825	188-228
1978-79	Andy Kolesar	399	14.8	John Goode	139	5.8	John Goode	.509	112-220	Andy Kolesar	.878	79-90
1979-80	Andy Kolesar	498	19.2	John Goode	203	7.5	Andy Kolesar	.544	202-371	Andy Kolesar	.879	94-107
1980-81	Andy Kolesar	376	13.9	Geoff Hinshelwood	156	6.0	John Goode	.532	109-205	Andy Kolesar	.805	66-82
1981-82	Mark Vest	425	16.3	Mark Vest	155	6.0	Mark Vest	.469	168-358	Mark Vest	.793	88-111
1982-83	Darren Sawyer	379	15.2	Darren Sawyer	124	5.0	Cedric Wins	.450	158-351	Cedric Wins	.750	75-100
1983-84	Gay Elmore	478	18.3	Gay Elmore	148	5.7	Cedric Wins	.477	133-279	Gay Elmore	.821	151-184
1984-85	Gay Elmore	579	20.0	Darren Sawyer	157	5.2	Cedric Wins	.521	188-361	Gay Elmore	.856	167-195
1985-86	Gay Elmore	637	22.8	Mark Current	166	6.1	Darrin McDonald	.484	177-366	Gay Elmore	.828	173-209
1986-87	Gay Elmore	713	25.5	Mark Current	214	7.6	Mark Current	.542	173-319	Gay Elmore	.763	158-207
1987-88	Damon Williams	488	16.3	Bobby Gardner	202	6.7	Lennon Mings	.514	91-177	Damon Williams	.817	76-93
1988-89	Ramon Williams	523	18.7	Mark Craft	234	8.4	Mark Craft	.559	109-195	Damon Williams	.802	93-116
1989-90	Damon Williams	579	20.7	Mark Craft	249	8.6	Percy Covington	.516	83-161	Ramon Williams	.824	70-85
1990-91	Greg Fittz	485	17.3	Greg Fittz	190	6.8	Lewis Preston	.515	85-165	Erek Perry	.745	82-110
1991-92	Jonathan Penn	539	19.3	Lewis Preston	205	7.6	Lewis Preston	.545	189-347	Jonathan Penn	.777	129-166
1992-93	Lewis Preston	450	16.7	Lewis Preston	193	7.1	Lewis Preston	.504	177-351	Lewis Preston	.800	96-120
1993-94	Lawrence Gullette	271	11.3	Jonathan Goodman	237	8.5	Jonathan Goodman	.493	113-229	Jonathan Goodman	.640	71-111
1994-95	Lawrence Gullette	442	16.4	Lawrence Gullette	175	6.5	Bobby Prince	.439	94-214	Bobby Prince	.855	100-117
1995-96	Lawrence Gullette	444	15.9	Brent Conley	236	8.4	Lester Johnson	.514	91-177	Bobby Prince	.838	93-111
1996-97	Maurice Spencer	405	15.0	Eric Mann	113	4.8	Jason Bell	.460	91-198	Maurice Spencer	.779	60-77
1997-98	Jason Bell	439	16.3	Eric Mann	191	7.3	Aaron Demory	.488	103-211	Darryl Faulkner	.812	69-85
1998-99	Jason Bell	492	18.9	Aaron Demory	164	6.3	Jason Bell	.467	179-383	Jason Bell	.734	102-139
1999-00	Nick Richardson	302	12.6	Eric Mann	229	7.9	Aaron Demory	.520	130-250	Nick Richardson	.614	70-114
2000-01	Eric Mann	377	13.5	Eric Mann	294	10.5	Eric Mann	.516	130-252	Eric Mann	.597	117-196
2001-02	Jason Conley	820	29.3	Jason Conley	224	8.0	Radee Skipworth	.473	151-319	Jason Conley	.818	171-209
2002-03	Radee Skipworth	558	18.6	Radee Skipworth	173	5.8	Radee Skipworth	.463	208-449	Radee Skipworth	.665	109-164
2003-04	Radee Skipworth	367	16.0	Radee Skipworth	143	6.2	Matt Murrer	.582	106-182	Radee Skipworth	.713	77-108
2004-05	Reggie Williams	419	15.5	Preston Beverly	138	5.1	Reggie Williams	.431	134-357	Reggie Williams	.796	78-98
2005-06	Reggie Williams	514	19.0	Matt Murrer	212	7.9	Matt Murrer	.650	130-200	Reggie Williams	.750	126-168
2006-07	Reggie Williams	928	28.1	Reggie Williams	263	8.0	Reggie Williams	.531	338-636	Chavis Holmes	.744	131-176
2007-08	Reggie Williams	695	27.8	Reggie Williams	242	9.7	Reggie Williams	.528	269-509	Travis Holmes	.773	116-150
2008-09	Chavis Holmes	681	22.0	Travis Holmes	166	6.1	Chavis Holmes	.512	212-414	Chavis Holmes	.829	174-210

Minimums- FG %: Three Made Per Game; FT %: Two Made Per Game



CAMERON HALL RECORDS

■ TEAM

MOST POINTS:156, VMI vs. Columbia Union, Nov. 28, 2007;
156, VMI vs. Virginia Intermont, Nov. 15, 2006
FEWEST POINTS:32, VMI vs. Coastal Carolina, Jan. 26, 2004
MOST POINTS TWO TEAMS: ..271 (VMI 144, Southern Virginia 127), Nov. 20, 2006
FEWEST POINTS TWO TEAMS:81, Coastal Carolina 49 VMI 32, Jan. 26, 2004
MOST FIELD GOALS MADE:60, VMI vs. Virginia Intermont, Nov. 15, 2006
FEWEST FIELD GOALS MADE:10, VMI vs. Coastal Carolina, Jan. 26, 2004
MOST FIELD GOALS ATTEMPTED:118, VMI vs. Virginia Intermont, Nov. 15, 2006
MOST 3-PT FIELD GOALS MADE:24, VMI vs. Southern Virginia, Jan. 29, 2009
MOST 3-PT FIELD GOALS ATTEMPTED:
61, VMI vs. Virginia Intermont, Nov. 15, 2006
MOST FREE THROWS MADE:
37, VMI vs. Marshall, Feb. 17, 1996; VMI vs. Radford, Dec. 2, 1995
MOST FREE THROWS ATTEMPTED:51, VMI vs. Radford, Dec. 2, 1995
MOST FREE THROWS MADE TWO TEAMS:
54, VMI vs. Radford, Dec. 2, 1995; VMI vs. Marshall, Feb. 21, 1983
MOST FREE THROWS ATTEMPTED TWO TEAMS:
83, VMI vs. South Carolina State, Dec. 11, 2006
FEWEST FREE THROWS MADE:1, Army vs VMI, Nov. 21, 2005
FEWEST FREE THROWS ATTEMPTED:
2, VMI vs. Roanoke, Dec. 9, 1987; Army vs. VMI, Nov. 21, 2005
MOST PERSONAL FOULS:38, Averett vs VMI, Dec. 7, 1983
MOST PERSONAL FOULS TWO TEAMS:
59, VMI vs. South Carolina State, Dec. 11, 2006
MOST OVERTIME PERIODS:3, VMI vs Furman, Jan. 21, 1989
BEST FIELD GOAL PERCENTAGE:72.7%, Bridgewater vs. VMI, Jan. 18, 2007
BEST 3-PT FIELD GOAL PERCENTAGE:
87.5%, VMI (7-for-8) vs. W. Carolina, Feb. 13, 1989
BEST FREE THROW PERCENTAGE: 100%, (16-for-16) Richmond vs VMI, Feb. 2, 1989
MOST REBOUNDS:66, VMI vs. Warren Wilson, Nov. 20, 1999
MOST ASSISTS:39, VMI vs. Virginia Intermont, Nov. 15, 2006
MOST STEALS:35, VMI vs. Virginia Intermont, Nov. 15, 2006
MOST BLOCKED SHOTS:12, VMI vs. Stevenson, Nov. 20, 2008
HIGHEST SCORING HALF:
84, VMI vs. West Virginia Wesleyan (1st), Nov. 14, 2007
LOWEST SCORING HALF:13, Southern Virginia vs. VMI, Nov. 22, 2004
LARGEST MARGIN OF VICTORY:
65, VMI vs. Columbia Union, Nov. 14, 2007
FEWEST TURNOVERS:5, VMI vs. William & Mary, Feb. 11, 1987;
 VMI vs. The Citadel, Feb. 7, 1987; Western Carolina vs VMI, Jan. 25, 1986; VMI vs The
 Citadel, Feb. 25, 1985; VMI vs. William & Mary, Feb. 6, 1985

■ INDIVIDUAL

MOST POINTS:45, Reggie Williams (VMI) vs. Virginia Intermont, Nov. 15, 2006
MOST FIELD GOALS MADE:
19, Reggie Williams (VMI) vs. Southern Virginia, Jan. 8, 2008
19, Dwayne Jackson (Charleston Southern) vs. VMI, Jan. 13, 2007
MOST FIELD GOALS ATTEMPTED:
31, Dwayne Jackson(Charleston Southern) vs. VMI, Jan. 13, 2007
BEST FIELD GOAL PERCENTAGE:
100%, (8-for-8) Charles Jones (Marshall) Feb. 11, 1982
MOST 3-PT. FIELD GOALS MADE:
10, Shawn Moore (Marshall) vs VMI, Jan. 16, 1995
MOST 3-PT. FIELD GOALS ATTEMPTED:
23, Shawn Moore (Marshall) vs VMI, Jan. 16, 1995
BEST 3-PT FIELD GOAL PERCENTAGE:
100%, (5-for-5) Ramon Williams (VMI) vs Western Carolina, Feb. 13, 1989
MOST FREE THROWS MADE:19, Gay Elmore (VMI) vs Davidson Feb. 24, 1986
MOST FREE THROWS ATTEMPTED:
20, Gay Elmore (VMI) vs Davidson Feb. 24, 1986
BEST FREE THROW PERCENTAGE:
100%, (12-for-12) Gerry Born (Davidson) Jan. 21, 1985
MOST REBOUNDS:22, Calvin Henry (Mercer) vs. VMI, Dec. 9, 2006
MOST ASSISTS:12, Mike Huffman (VMI) vs Hampden-Sydney, Dec. 8, 1984
MOST STEALS:10, Jason Bell (VMI) vs. Furman, Feb. 10, 1998
MOST BLOCKED SHOTS:9, Eric Mann vs. The Citadel, Jan. 15, 2000
HIGHEST SCORING HALF:
30, Reggie Williams (VMI) vs Charleston Southern, Jan. 13, 2007

■ CAMERON HALL FACTS

YEAR OPENED:1981
RESULT OF FIRST GAME:VMI 49 Virginia 76, Dec. 5, 1981 (Attn. 4,460)
FIRST VMI VICTORY:VMI 67 Appalachian St. 62 (OT) Jan. 30, 1982
FIRST VMI DEFEAT:VMI 49, Virginia 76, Dec. 5, 1981 (Attn. 4,460)
LARGEST HOME CROWDS:5,029 - Jan. 17, 2009 (Liberty 91, VMI 80)
4,950 - Dec. 15, 1997 (North Carolina 105, VMI 61)
4,744 - Feb. 21, 2009 (Radford 97, VMI 90)
4,460 - Dec. 5, 1981 (Virginia 76, VMI 49)
4,219 - Jan. 19, 2008 (UNC Asheville 90, VMI 87-OT)
4,140 - Nov. 28, 1995 (VMI 100, Washington & Lee 62)
4,109 - Dec. 4, 2001 (Virginia 89, VMI 70)
4,084 - Feb. 7, 2009 (VMI 94, Gardner-Webb 88)
3,975 - Feb. 19, 1996 (Davidson 95, VMI 76)
3,878 - Feb. 17, 1996 (VMI 103, Marshall 94)
ALL-TIME ARENA RECORD:193-167 (.536) - 28 seasons

FIRST NIGHT AT CAMERON HALL:
 VMI vs. Fifth-Ranked Virginia,
 Dec. 5, 1981





VMI KEYDETS

2009-10 BASKETBALL MEDIA GUIDE

CONFERENCE HISTORY

BIG SOUTH CONFERENCE (2003-PRESENT)

■ BIG SOUTH STANDINGS

	W	L	Finish
2003-04	4	12	7th
2004-05	3	13	9th
2005-06	2	14	9th
2006-07	5	9	6th
2007-08	6	8	T-5th
2008-09	13	5	2nd

■ BIG SOUTH TOURNAMENT

2004-	#2 High Point 75, #7 VMI 43
2007-	#6 VMI 79, #3 Liberty 78
	#6 VMI 91, #2 High Point 81
	#1 Winthrop 84, VMI 81
2008-	#4 Liberty 103, #5 VMI 88
2009-	#2 VMI 96, #7 Coastal Carolina 76
	#2 VMI 78, #3 Liberty 58
	#1 Radford 108, #2 VMI 94

■ ALL-BIG SOUTH CONFERENCE

2004 -	Radee Skipworth (2nd team)
2006-	Reggie Williams (2nd team)
2007-	Reggie Williams (1st team)
2008-	Reggie Williams (1st team)
	Chavis Holmes (2nd team)
2009-	Chavis Holmes (1st team)
	Travis Holmes (2nd team)

■ DEFENSIVE PLAYER OF THE YEAR

2007- Travis Holmes

■ ALL-FRESHMAN TEAM

2005-	Reggie Williams
2006-	Travis Holmes

■ ALL-BIG SOUTH TOURNAMENT

2007-	Reggie Williams, Travis Holmes
2009-	Chavis Holmes, Austin Kenon

SOUTHERN CONFERENCE (1924-2003)

■ SOCON STANDINGS

(Since Conference Realignment)

	W	L	Finish
1953-54	6	7	6th
1954-55	4	9	8th
1955-56	3	11	9th
1956-57	1	13	10th
1957-58	1	12	10th
1958-59	2	11	9th
1959-60	3	11	7th
1960-61	3	11	8th
1961-62	6	8	6th
1962-63	6	10	7th
1963-64	7	7	4th
1964-65	5	9	8th
1965-66	5	11	7th
1966-67	4	12	9th
1967-68	8	7	4th
1968-69	3	11	8th
1969-70	3	10	8th
1970-71	1	11	7th
1971-72	2	10	7th
1972-73	3	9	8th
1973-74	3	9	7th
1974-75	6	6	4th (tie)
1975-76	9	3	1st
1976-77	8	2	1st (tie)
1977-78	7	3	2nd
1978-79	2	8	8th
1979-80	6	10	6th (tie)
1980-81	3	13	8th

1981-82	1	15	9th
1982-83	1	15	9th
1983-84	4	12	9th
1984-85	7	9	5th (tie)
1985-86	5	11	7th
1986-87	5	11	6th
1987-88	6	10	7th
1988-89	5	9	7th
1989-90	7	7	4th (tie)
1990-91	5	9	6th
1991-92	3	11	6th (tie)
1992-93	3	15	9th
1993-94	2	16	10th
1994-95	6	8	4th North
1995-96	10	4	2nd North
1996-97	7	7	4th North
1997-98	8	7	3rd North
1998-99	9	7	4th North
1999-2000	1	15	6th North
2000-01	5	11	5th North
2001-02	5	11	5th North
2002-03	3	13	5th North

■ SOCON TOURNAMENT

1954	Richmond 84, VMI 66
1955	West Virginia 73, VMI 66
1960	West Virginia 90, VMI 83
1961	West Virginia 89, VMI 71
1962	VMI 76, Furman 61
	Virginia Tech 70, VMI 66
1963	Davidson 108, VMI 71
1964	VMI 77, Furman 73
	VMI 82, Davidson 81
	VMI 61, George Washington 56
1965	Davidson 86, VMI 73
1966	West Virginia 95, VMI 80
1968	Furman 62, VMI 52
1969	Davidson 99, VMI 75
1970	Davidson 72, VMI 46
1971	William & Mary 69, VMI 65
1972	Furman 126, VMI 80
1973	Davidson 88, VMI 77
1974	Richmond 69, VMI 59
1975	VMI 85, Richmond 81
	Furman 94, VMI 81
1976	VMI 71, Davidson 69
	VMI 71, Appalachian State 64
1977	VMI 41, Richmond 33
	VMI 88, East Carolina 77
	VMI 69, Appalachian State 67 (OT)
1978	VMI 95, Davidson 80
	Marshall 76, VMI 71
1979	Appalachian State 73, VMI 63
1980	Furman 87, VMI 75
1981	UT-Chattanooga 89, VMI 63
1985	VMI 65, Western Carolina 63 (OT)
	VMI 71, UT-Chattanooga 69 (OT)
	Marshall 70, VMI 65
1986	Davidson 71, VMI 62
1987	Davidson 92, VMI 63
1988	VMI 78, Furman 73
	VMI 79, East Tennessee St. 60
	UT-Chattanooga 75, VMI 61
1989	Furman 81, VMI 73
1990	VMI 83, UT-Chattanooga 69
	East Tennessee St. 99, VMI 94
1991	Appalachian State 100, VMI 72
1992	UT-Chattanooga 84, VMI 49
1993	Furman 76, VMI 51
1994	VMI 84, Marshall 62
	Davidson 71, VMI 61
1995	Georgia Southern 94, VMI 71
1996	VMI 91, Furman 89 (OT)
	Western Carolina 97, VMI 93
1997	VMI 87, Furman 84 (OT)
	UTC 84, VMI 62
1998	The Citadel 77, VMI 66

1999	Furman 57, VMI 49
2000	Wofford 81, VMI 72
2001	Georgia Southern 76, VMI 59
2002	The Citadel 80, VMI 70
2003	VMI 62, Furman 56
	VMI 66, Davidson 60
	Chattanooga 77, VMI 58

■ NCAA TOURNAMENT

1964	First Round - East Regionals
	Princeton 86 VMI 60
1976	First Round - East Regionals
	VMI 81 Tennessee 75
	Semifinals - East Regionals
	VMI 71 DePaul 66 (OT)
	Finals - East Regionals
	Rutgers 91 VMI 75
1977	First Round - East Regionals
	VMI 73 Duquesne 66
	Semifinals - East Regionals
	Kentucky 93 VMI 78

■ ALL-SOUTHERN CONFERENCE

First Team

1964 -	Bill Blair
1965 -	Charlie Schmaus
1966 -	Charlie Schmaus
1976 -	Ron Carter
1977 -	Ron Carter, Will Bynum
1978 -	Ron Carter
1980 -	Andy Kolesar
1984 -	Gay Elmore
1985 -	Gay Elmore
1986 -	Gay Elmore
1987 -	Gay Elmore
1989 -	Ramon Williams
1990 -	Damon Williams
1996 -	Lawrence Gullette
1998 -	Darryl Faulkner
1999 -	Jason Bell
2001 -	Eric Mann
2002 -	Jason Conley

Second Team

1960 -	Norm Halberstadt
1961 -	Norm Halberstadt
1962 -	Norm Halberstadt
1963 -	Bill Blair
1965 -	Joe Kruszewski
1966 -	Robin Porter
1968 -	John Kemper, Steve Powers
1969 -	John Mitchell
1971 -	Jan Essenburg
1975 -	John Krovic
1976 -	Will Bynum
1978 -	Dave Montgomery
1980 -	Andy Kolesar
1985 -	Cedric Wins
1989 -	Damon Williams
1990 -	Ramon Williams
1991 -	Greg Fittz
1992 -	Lewis Preston, Jonathan Penn
1993 -	Lewis Preston
1995 -	Lawrence Gullette
1997 -	Darryl Faulkner
1998 -	Jason Bell
2003 -	Radee Skipworth

■ ALL-SOCON TOURNAMENT TEAM

First Team

1962 -	Norm Halberstadt
1964 -	Bill Blair, Charlie Schmaus
1966 -	Charlie Schmaus
1975 -	Will Bynum
1976 -	Will Bynum, Ron Carter, John Krovic
1977 -	Ron Carter, Dave Montgomery, John Krovic
1978 -	Ron Carter

1985 -	Gay Elmore
1988 -	Damon Williams, Ramon Williams
1990 -	Damon Williams
2003 -	Radee Skipworth

Second Team

1960 -	Norm Halberstadt
1964 -	Joe Kruszewski
1965 -	John Prosser
1977 -	Will Bynum
1985 -	Cedric Wins, Darren Sawyer, Mike Huffman
1988 -	Bobby Gardner
1990 -	Ramon Williams
1996 -	Brent Conley, Maurice Spencer

■ SOCON TOURNAMENT MVP

1976 -	Ron Carter
1977 -	Dave Montgomery
1985 -	Gay Elmore

■ ALL-SOCON FRESHMAN TEAM

1982 -	Mark Vest, Cedric Wins
1983 -	Mike Huffman
1984 -	Gay Elmore
1986 -	Darrin McDonald
1987 -	Renard Johnson, Ramon Williams
1989 -	Percy Covington
1992 -	Bobby Jones
1993 -	Lawrence Gullette
1994 -	Darryl Faulkner, Warren Johnson
1995 -	Bryan Taug
1996 -	Brent Conley
2001 -	Radee Skipworth
2002 -	Jason Conley

■ SOCON PLAYER OF THE YEAR

1977 -	Ron Carter
1978 -	Ron Carter
1986 -	Gay Elmore
1987 -	Gay Elmore
2002 -	Jason Conley

■ SOCON FRESHMAN OF THE YEAR

1982 -	Mark Vest
1983 -	Mike Huffman
1984 -	Gay Elmore
1986 -	Darrin McDonald
1987 -	Renard Johnson
1996 -	Brent Conley
2002 -	Jason Conley

■ SOCON COACH OF THE YEAR

1977 -	Charlie Schmaus
1985 -	Marty Fletcher
1995 -	Bart Bellairs

■ SOCON RECORD HOLDERS

Individual Records

HIGHEST FIELD GOAL PCT. (GAME) -
 Lester Johnson, 1,000 (11-11), 1995
MOST REBOUNDS (GAME) -
 Bill Ralph, 31 vs Hampden-Sydney, 1954

■ SOCON TOURNAMENT RECORDS

Individual Records

MOST BLOCKED SHOTS (GAME)
 6, by Lewis Preston vs. Furman, 1993 (tied with two others)
MOST ASSISTS (GAME)
 13, Richard Little vs. Chattanooga, 2003
Team Records
MOST 3-POINT FIELD GOALS (GAME)
 17, by VMI vs. Western Carolina, 1996
FEWEST POINTS ALLOWED (GAME)
 33, by VMI vs. Richmond, 1976
FEWEST FIELD GOALS ALLOWED (GAME)
 12, by VMI vs. Richmond, 1976
FEWEST FREE THROWS ALLOWED (3 GAMES) - 16, by VMI, 1976



VMI KEYDETS

2009-10 BASKETBALL MEDIA GUIDE

TEAM AWARD WINNERS

John E. Kemper '68 Award

(Most Valuable Player)

- 2006 Reggie Williams
- 2007 Reggie Williams
- 2008 Reggie Williams
- 2009 Chavis Holmes

Roger E. Towne '36 Award

(Most Outstanding Senior)

- 1966 Charlie Schmaus
- 1967 Not Awarded
- 1968 Steve Powers & John Kemper
- 1969 Johnny Mitchess
- 1970 Jim Gillespie
- 1971 Jan Essenberg
- 1972 Not Awarded
- 1973 Not Awarded
- 1974 Not Awarded
- 1975 Steve Chapin
- 1976 Curt Reppart
- 1977 Will Bynum
- 1978 Ron Carter
- 1979 Kelly Lombard
- 1980 Steve Wagner
- 1981 John Goode
- 1982 Bill Nivison
- 1983 Gary Mackin
- 1984 Tom Joynes
- 1985 Cedric Wins
- 1986 Mike Huffman
- 1987 Gay Elmore
- 1988 Bobby Gardner
- 1989 Steven Dorsey
- 1990 Damon & Ramon Williams
- 1991 Greg Fittz
- 1992 Percy Covington
- 1993 Lewis Preston
- 1994 Jonathan Goodman
- 1995 Not Awarded
- 1996 Lawrence Gullette & Bobby Prince
- 1997 Maurice Spencer
- 1998 Darryl Faulkner
- 1999 Jason Bell
- 2000 Aaron Demory
- 2001 Eric Mann
- 2002 Not Awarded
- 2003 Ben Rand
- 2004 Radee Skipworth
- 2005 Tim Allmond
- 2006 Chavis Holmes*
- 2007 Matt Murrer
- 2008 Adam Lonon^
- 2009 Adam Lonon^

*. Awarded to Top Freshman in 2006

^ Awarded to Outstanding Cadet-Athlete from 2008-09

Robert W. Wentz Jr. '54 Award

(Spirit of VMI)

- 1991 Thad Tegtmeier
- 1992 Charlie Petzold
- 1993 Juan Banks
- 1996 Lester Johnson
- 1997 B.J. Grinage
- 1998 Mike Spinelli
- 1999 Matt Matheny
- 2000 Andre Quarles
- 2001 Nick Richardson
- 2002 Renard Phillips
- 2003 Mike Gilbert
- 2004 Richard Little
- 2005 Sam Mielnik
- 2006 Fred Robinson

- 2007 Jack Castleberry
- 2008 Carl Josey
- 2009 Ron Burks

Robert L. Watson '64 Award

(Leading Rebounder Award)

- 1978 Dave Montgomery
- 1979 John Goode
- 1980 John Goode
- 1981 Geoff Hinshelwood
- 1982 Mark Vest
- 1983 Mike Herndon
- 1984 Gay Elmore
- 1985 Darren Sawyer
- 1986 Mark Current
- 1987 Mark Current
- 1988 Bobby Gardner
- 1989 Mark Craft
- 1990 Mark Craft
- 1991 Greg Fittz
- 1992 Lewis Preston
- 1993 Lewis Preston
- 1994 Jonathan Goodman
- 1995 Lawrence Gullette
- 1996 Brent Conley
- 1997 Eric Mann
- 1998 Eric Mann
- 1999 Aaron Demory
- 2000 Eric Mann
- 2001 Eric Mann
- 2002 Jason Conley
- 2003 Zach Batte
- 2004 Sam Mielnik
- 2005 Preston Beverly
- 2006 Matt Murrer
- 2007 Reggie Williams
- 2008 Reggie Williams
- 2009 Travis Holmes

Giles H. Miller '24 Award

(Most Outstanding Sophomore, 1972-2005)

(Most Improved Player, 2006-Present)

- 1972 David Lester
- 1973 Steve Chapin
- 1974 Curt Reppart
- 1975 Will Bynum
- 1976 Ron Carter
- 1977 Kelly Lombard
- 1978 Steve Wagner
- 1979 Andy Kolesar
- 1980 Bill Nivison
- 1981 Ed Kluckowski
- 1982 Tony Yelverton
- 1983 Darren Sawyer
- 1984 Mike Huffman
- 1985 Gay Elmore
- 1986 Bobby Gardner
- 1987 Lennon Mings
- 1988 Damon & Ramon Williams
- 1989 Greg Fittz
- 1990 Percy Covington
- 1991 Lewis Preston
- 1992 Jonathan Goodman
- 1993 Bryan Woolsey
- 1994 Lawrence Gullette
- 1995 Not Awarded
- 1996 Bryan Tauieg
- 1997 Jason Bell
- 1998 Aaron Demory
- 1999 Nick Richardson
- 2002 Radee Skipworth
- 2003 Tim Allmond & Preston Beverly

- 2004 Tadas Mankevicius
- 2005 Matt Coward
- 2006 Matt Murrer
- 2007 Fred Robinson
- 2008 Chavis Holmes
- 2009 Willie Bell

GTE/CoSIDA

Academic All-Americans

- 1980 Andy Kolesar
- 1981 Andy Kolesar
- 1995 Bobby Prince (Third team)
- 1996 Bobby Prince (Third team)

GTE/CoSIDA

Academic All-District III

- 1991 Charlie Petzold
- 1995 Bobby Prince
- 1996 Bobby Prince

SoCon Academic Honor Roll

- 1989 Kenny Johnson
Charlie Petzold
- 1990 Kenny Johnson
Charlie Petzold
- 1991 Charlie Petzold
- 1993 Bobby Prince
Bryan Woolsey
- 1994 Bobby Prince
Bryan Woolsey
- 1995 Bobby Prince
Bryan Woolsey
- 1996 Lester Johnson
Bobby Prince
Mike Spinelli
- 1998 Richard Bruce
Mike Spinelli

- 2002 Zach Batte
- 2003 Zach Batte
Isaac Cecil
Tadas Mankevicius

Big South Conference Presidential Honor Roll


- 2004 Tadas Mankevicius
Fred Robinson
- 2005 Tadas Mankevicius
Fred Robinson
- 2006 Tadas Mankevicius
Fred Robinson
- 2007 Adam Lonon
Fred Robinson
- 2008 Joey Cantafio
Adam Lonon
- 2009 Carl Josey
Adam Lonon

Big South Conference Scholar-Athlete Team

- 2004 Tadas Mankevicius
- 2005 Tadas Mankevicius
- 2006 Tadas Mankevicius
- 2007 Fred Robinson
- 2008 Adam Lonon

NCAA Post-Graduate Scholarship Recipients

- 1969 Johnny Mitchell
- 1971 Jan Essenburg
- 1977 Will Bynum
- 1981 Andy Kolesar
- 1987 Gay Elmore
- 1996 Bobby Prince



Dave Montgomery was the first recipient of the Robert L. Watson '64 award.





LETTERWINNERS (1953-2009)

A-A-A-A

Fred Allison, 1971-73
Tim Allmond, 2002-05
Robert Ayers, 1965-67

B-B-B-B

Juan Banks, 1992-93
Bernie Banas, 1981
Zach Batté, 1999, 2002-03
Curtis Beach, 1967
Jason Bell, 1997-99
Willie Bell, 2007-09
Bob Benninger, 1972-74
Preston Beverly, 2002-03, 2005-06
Bill Blair, 1962-64
Aaron Blosser, 2009
George Borojevich, 1974-77
Rodney Brewer, 1971-73
Peyton Brown, 1967-69
Quinn Brownfield, 2008
Richard Bruce, 1998-2001
Ron Burks, 2009
Will Bynum, 1974-77
Charles Byrd, 1954-55
Howard Byrd, 1996
Robert Byrd, 1961-63

C-C-C-C

Joey Cantafio, 2008-09
Ron Carter, 1975-78
Jack Castleberry, 2004, 2006-07
Marty Chadwick, 1991
Steve Chapin, 1973-75
Sean Christiansen, 2005-06
Denny Clark, 1967-69
Tim Cole, 2000
Donald Colwell, 1952-54
Brent Conley, 1996
Jason Conley, 2002
Donald Coombs, 1956
Jack Cooper, 1965-66
Chuck Cotton, 1956-59
William Coupland, 1955-57
Percy Covington III, 1989-92
Matt Coward, 2004-05
Mark Craft, 1988-90
Marty Cristo, 1979-81
Mark Current, 1984, 86-87

D-D-D-D

Aaron Demory, 1997-2000
Bob DeVos, 1967-68
Chris Dinunzio, 1997-98
Stephen Dorsey, 1985
Steven Dorsey, 1986, 88-89
Jim Doyle, 1970-72

E-E-E-E

Esau Eatman, 2003
Weldon Eddins, 1960-62
Gay Elmore, 1984-87
Jan Essenburg, 1969-71
Chi Chi Ezekwe, 2004

F-F-F-F

Darryl Faulkner, 1994, 1997-98

Richard Fencel, 1953-54
Greg Fittz, 1989-91
Bob Frank, 1972-74
Richard Fravel, 1960
James French, 1957
Mike Frick, 1968

G-G-G-G

Keith Gabriel, 2009
Bobby Gardner, 1985-87
Johnny Garnett, 1975
Jeff Gausepohl, 1963-65
Joe Gedro, 1960-62
Mike Gilbert, 2001, 2003
Jim Gillespie, 1968-70
Dave Goode, 1957-59
John Goode, 1978-81
Jonathan Goodman, 1992-94
Mark Grigsby, 2000
B.J. Grinage, 1995, 1997
Lawrence Gullette, 1993-96
John Gupton, 1965-67
Tim Gundlach, 1971-73
Tom Guthrie, 1970-71
James Guy, 1964

H-H-H-H

Norm Halberstadt, 1960-62
Alan Hansen, 1973
Jeremy Harper, 2000-01
Alex Harrington, 1997
Jack Hartung, 1964-66
Roy Heddeleston, 1970
Steve Heflin, 1982
Mike Herndon, 1982-85
Geoff Hinshelwood, 1979-81
Chavis Holmes, 2006-09
Travis Holmes, 2006-09
Hunter Houston, 2008-09
Mike Huffman, 1983-86
Christian Hunter, 2008

I-I-I-I

Walt Ivkovich, 1968-70

J-J-J-J

Justin Jarman, 2006
Dennis Johnson, 1978-81
Kenny Johnson, 1990-91
Lester Johnson, 1994-96
Renard Johnson, 1987
Warren Johnson, 1994-95
Bobby Jones, 1992
Levar Joseph, 2003, 2005
Carl Josey, 2007-09

K-K-K-K

Pat Kelley, 1976-78
John Kemper, 1966-68
Gary Kempel, 1962-63
Austin Kenon, 2008-09
Karl Klinar, 1952-54
Ed Kluckowski, 1982-83
Andy Kolesar, 1978-81
John Krovic, 1974-77
Joe Kruszewski, 1964-66
James Kyle, 1956-57

L-L-L-L

Jerry Lawson, 1958-60
Ralph Lawson, 1956-59
Gene Lazaroff, 1960-62
David Lester, 1972-74
Richard Little, 2001-04
Kelly Lombard, 1976-78
Adam Lonon, 2007-09
James Lowe, 1955

M-M-M-M

Gary Mackin, 1981-82
Charles MacLeod, 1955-57
Mike Manis, 1968-69
Tadas Mankevicius, 2003-06
Eric Mann, 1997-98, 2000-01
Matt Matheny, 1997-99
Nick Matson, 2007
Craig McCargo, 2006
Darrin McDonald, 1986
John McDowell, 1953-55
Tommy McHugh, 1983-86
James McKemie, 1954-55
Ricky Mears, 1988
Sam Mielnik, 2004-05
Lennon Mings, 1987-90
John Mitchell, 1967-69
Dave Montgomery, 1975-78
Marshall Mundy, 1954
Matt Murrer, 2004-07

N-N-N-N

Harlan Niehaus, 1976-77
Bill Nivison, 1980-81
Donald Nyman, 1953-56

O-O-O-O

Frank Oley, 1959-61
Larry Osborne, 1995-96

P-P-P-P

Wayland Parker, 1972
John Patrick, 1970
Jonathan Penn, 1991-93
Erek Perry, 1991
Chris Peta, 1982-83
Charlie Petzold, 1990-92
Dusty Pflugner, 2006-07
Renard Phillips, 1999-2001
J.T. Piribek, 2007
Robin Porter, 1965
Steve Powers, 1966-68
Daron Pressley, 2001-02
Lewis Preston, 1990-93
Bobby Prince, 1993-96
John Prosser, 1963-65

Q-Q-Q-Q

Roy Quinn, 1957-59
Andre Quarles, 1996, 1999-2000

R-R-R-R

Bill Ralph, 1952-54
Ben Rand, 2002-03
Gordie Rawlyk, 1973-74

Greg Ray, 1982
Jerry Renfro, 1970-72
Curt Reppart, 1973-76
Nick Richardson, 1998-2001
Fred Robinson, 2004-07
Bobby Ross, 1956

S-S-S-S

Jeryl Salmond, 1977-79
Stephen Sargent, 2008-09
Tom Savage, 1979-81
Darren Sawyer, 1982-85
Bill Schafer, 1970
Charlie Schmaus, 1964-66
Clarence Scott, 1987
Ian Sears, 1982-83
Jim Sefick, 1969-71
Lee Seibert, 1970-71
Jim Shanley, 1986
Radee Skipworth, 2001-04
Dave Slomski, 1976-77
Saul Smith, 1976
Harold Snyder, 1954-55
Gale Sommers, 1970-71
George Southard, 1956-59
Michael Sparks, 2009
Maurice Spencer, 1994-97
Mike Spinelli, 1995-98
Sean Spriggs, 1991-94
Dan Stephens, 1976
Bill Stephens, 1971

T-T-T-T

Thomas Tait, 1953-55
Bryan Tauog, 1995-97
Thad Tegtmeier, 1991
John Thomas, 1969-70
Steve Tooker, 1984-85, 87-88
Aaron Trombley, 1999-2000
Adam Trombley, 2000
Charlie Tyler, 1972-74

V-V-V-V

Mark Vest, 1982

W-W-W-W

Steve Wagner, 1977-80
Frank Walter, 1953-55
Tom Watjen, 1975
Bobby Watson, 1962-64
Bob Wentz, 1952-54
Wayne Whiting, 2009
Robert Williamson, 1955
Damon Williams, 1987-90
Ramon Williams, 1987-90
Reggie Williams, 2005-08
Cedric Wins, 1982-85
Bryan Woolsey, 1992-94
Steve Wolf, 1972-74
Ralph Wright, 1967

Y-Y-Y-Y

Tony Yelverton, 1982
John Yurachek, 1961-63



VMI KEYDETS

2009-10 BASKETBALL MEDIA GUIDE

YEAR-BY-YEAR RESULTS

1908-1909

Overall Record: 3-3

Head Coach: Pete Krebs

Baltimore YMCA	L	23-25
Staunton Military	W	19-7
Virginia	L	14-33
Randolph-Macon	W	47-19
at Virginia	L	17-23
Virginia Tech	W	15-9

135-116

1909-1910 (2-5)

Overall Record: 2-5

Head Coach: F.J. Pratt

Davidson	W	26-17
Virginia	L	17-22
Lynchburg YMCA	L	17-40
Virginia Tech	L	14-37
Staunton Military	W	32-15
at Staunton Military	L	19-39
at Virginia	L	21-56

146-226

1910-1911

Overall Record: 3-5

Head Coach: J. Mitchell

Roanoke	W	20-8
St. John's (Md.)	L	11-33
Maryland	L	14-17
Virginia	L	8-35
Tennessee	W	21-19
Virginia Tech	L	18-35
at Duke	L	17-52
at Lynchburg YMCA	W	41-23

140-222

1911-1912

Overall Record: 6-5

Head Coach: Alpha Brummage

Lynchburg	L	16-35
Emory & Henry	L	21-25
Roanoke	W	33-7
Hampden-Sydney	W	45-10
Guilford	W	18-11
Virginia	L	15-16
Wake Forest	W	23-14
Lynchburg	L	20-52
at Roanoke	W	34-19
at Roanoke YMCA	L	19-39
Roanoke YMCA	W	36-10

280-238

1912-1913

Overall Record: 8-4

Head Coach: Alpha Brummage

Lynchburg YMCA	W	24-22
South Carolina	W	26-13
at Roanoke	W	44-6
North Carolina	W	55-6
at St. John's (Md.)	L	10-48
at Georgetown	L	11-26
at Virginia	L	15-38
at Virginia Tech	W	31-13
Duke	W	28-10
George Washington	W	28-12
Virginia Christian	W	48-6
St. John's (Md.)	L	20-24

340-224

1913-1914

Overall Record: 6-6

Head Coach: W.C. Raferty

George Washington	L	14-20
South Carolina	W	38-5
Catholic	L	12-19
Maryland	W	44-5
Kentucky	W	32-18

Elon	L	15-16
Emory & Henry	W	42-7
vs. N.C. State (Neutral)	L	20-29
Wake Forest	W	26-25
vs. Virginia (Neutral)	L	15-51
vs. Virginia Tech (Neutral)	L	16-27
at North Carolina	W	37-29

311-251

1914-1915

Overall Record: 8-2

Head Coach: F.H. Gaotou

George Washington	W	20-15
Union Theological Seminary	W	25-15
Roanoke	W	26-23
vs. Virginia (Neutral)	L	18-40
Duke	W	33-15
Emory & Henry	W	39-1
Elon	W	35-15
vs. Virginia Tech (Neutral)	L	21-22
North Carolina	W	28-24
William & Mary	W	24-13

269-189

1915-1916

Overall Record: 9-3

Head Coach: F.H. Gaotou

Virginia Christian	W	64-18
West Virginia	W	28-19
George Washington	W	42-13
Richmond	W	38-17
at Virginia	L	26-39
William & Mary	W	45-18
Elon	W	47-20
Duke	W	34-20
North Carolina	L	23-25
Wake Forest	L	22-40
N.C. State	W	46-21
at Virginia Tech	W	25-19

440-269

1916-1917

Overall Record: 9-5

Head Coach: F.H. Gaotou

Virginia Christian	W	79-12
Hampden-Sydney	W	20-14
William & Mary	W	42-20
Richmond	W	32-23
Randolph-Macon	W	30-16
West Virginia	W	32-29
Virginia	W	30-19
Duke	L	29-31
N.C. State	W	34-10
at North Carolina	L	22-33
at Duke	L	24-42
at N.C. State	L	22-29
North Carolina	W	47-34
Virginia Tech	L	22-37

465-349

1917-1918

Overall Record: 6-6

Head Coach: E.C. Abell

Lynchburg	L	19-27
Hampden-Sydney	W	37-22
vs. Davidson (Neutral)	W	29-12
Elon	L	21-22
at Virginia	L	43-54
William & Mary	W	53-24
Duke	W	51-26
Virginia	L	25-26
Virginia Tech	L	26-31
Tennessee	W	41-19
N.C. State	W	35-18
at Virginia Tech	L	22-29

402-310

1918-1919

Overall Record: 8-6

Head Coach: E.C. Abell

Roanoke	L	22-23
Randolph-Macon	W	51-13
Virginia Christian	W	75-6
St. John's (Md.)	W	31-19
William & Mary	W	66-6
Virginia Tech	W	31-19
at Navy	L	17-39
Davidson	W	60-10
North Carolina	L	28-42
at Virginia	W	33-25
at Virginia Tech	L	20-32
Duke	W	32-19
Virginia	L	25-33
vs. Virginia Tech (Neutral)	L	24-30

515-316

1919-1920

Overall Record: 11-1

Head Coach: Pinky Spruhan

Roanoke YMCA	W	54-18
Hampden-Sydney	W	40-2
at Roanoke	W	60-14
Randolph-Macon	W	53-10
Virginia Tech	W	31-25
Auburn	W	45-19
vs. Virginia (Neutral)	W	44-13
West Virginia Wesleyan	W	30-15
at Virginia Tech	L	14-23
St. John's (Md.)	W	36-10
Duke	W	46-13
vs. Virginia Tech (Neutral)	W	28-26

481-188

1920-1921

Overall Record: 16-1

Head Coach: Pinky Spruhan

Roanoke YMCA	W	58-15
Roanoke	W	54-11
Lynchburg Elks	W	42-12
Richmond	W	57-18
The Citadel	W	71-8
Virginia Tech	W	45-21
North Carolina	W	38-23
Lynchburg Elks	W	28-27
at Pennsylvania	L	15-40
Florida	W	60-20
St. John's (Md.)	W	33-12
Georgia Tech	W	53-16
vs. Duke (Neutral)	W	66-11
vs. Virginia (Neutral)	W	31-15
N.C. State	W	45-20
at Virginia Tech	W	26-11
vs. Virginia Tech (Neutral)	W	27-25

749-305

1921-1922 (11-7)

Overall Record: 11-7

Head Coach: Pinky Spruhan

Lynchburg	W	34-14
Emory & Henry	W	35-16
Roanoke Elks	W	49-20
Hampden-Sydney	W	44-8
Virginia Tech	W	30-20
Elon	W	41-18
St. John's (Md.)	W	40-24
Tennessee	W	26-19
Virginia	L	23-25
Kentucky	W	37-32
vs. Virginia Tech (Neutral)	L	25-26
N.C. State	W	25-11
North Carolina	L	26-31
at Virginia	L	17-34
at Catholic	L	27-54
at George Washington	L	20-31

at Takola	W	36-29
at VPI	L	19-27

549-439

1922-1923

Overall Record: 8-6

Head Coach: W.C. Raferty

Washington (Md.)	L	15-26
Lynchburg	W	3-2
Roanoke	W	20-19
Virginia Tech	L	19-22
Randolph-Macon	W	47-9
North Carolina	L	20-26
vs. Virginia (Neutral)	L	8-20
Florida	L	15-19
vs. Virginia Tech (Neutral)	L	16-42
South Carolina	W	24-9
George Washington	W	20-4
at Virginia Tech	W	21-20
at Takola	W	18-16
at Lynchburg Elks	W	19-13

295-247

1923-1924

Overall Record: 9-5

Head Coach: W.C. Raferty

Virginia Tech	W	22-11
North Carolina	L	25-40
at Virginia	L	23-32
vs. Virginia Tech (Neutral)	W	20-15
Maryland	W	21-12
Bridgewater	L	15-26
Roanoke	W	30-11
Wake Forest	L	14-18
Roanoke Elks	W	26-22
Lynchburg A.C.	W	28-22
William & Mary	W	38-20
at Delaware	W	25-19
Hampden-Sydney	W	23-11
vs. Maryland (Neutral)	L	19-34

329-293

1924-1925

Overall Record: 6-5

Head Coach: W.C. Raferty

Bridgewater	L	17-19
Wake Forest	W	17-14
Virginia Tech	W	30-29
Lincoln Memorial	W	21-10
at Virginia	L	21-27
Carson-Newman	W	18-16
North Carolina	L	19-26
at Virginia Tech	L	19-27
Hampden-Sydney	W	26-16
at Roanoke	W	40-28
vs. Mississippi (Neutral)	L	20-27

248-239

1925-1926

Overall Record: 7-8

Head Coach: W.C. Raferty

Bridgewater	L	17-27
Maryland	L	21-30
Georgia	L	22-30
Lynchburg	W	41-20
at Roanoke	W	26-18
at Richmond	L	16-22
at Virginia Tech	L	18-20
Virginia	L	25-29
Auburn	W	41-25
North Carolina	L	22-39
at Virginia	W	25-17
Carson-Newman	W	25-23
Virginia Tech	W	26-19
Lynchburg	W	33-16
vs. Kentucky (Neutral)	L	25-32

395-367





YEAR-BY-YEAR RESULTS

1926-1927

Overall Record: 3-12

Head Coach: W.C. Raferty

Bridgewater	W	31-25
Richmond	L	23-48
Lynchburg	W	38-23
Elon	L	21-23
N.C. State	L	24-30
at Virginia	L	9-17
Virginia Tech	L	30-33
Roanoke	W	32-19
Virginia	L	20-27
Duke	L	19-22
Maryland	L	15-32
South Carolina	L	40-42
at Virginia Tech	L	20-26
at Roanoke	L	18-19
vs. Georgia (Neutral)	L	14-36

354-422

1927-1928

Overall Record: 7-6

Head Coach: W.C. Raferty

Bridgewater	W	45-28
Alabama	W	29-18
Maryland	L	23-35
South Carolina	L	28-32
Virginia Medical College	W	38-18
Virginia Tech	W	35-22
at Virginia	L	19-35
Virginia	L	18-28
N.C. State	W	36-29
Sewanee	W	44-21
Georgia	L	36-47
at Virginia Tech	W	29-11
vs. Georgia (Neutral)	L	37-46

417-370

1928-1929

Overall Record: 6-7

Head Coach: W.C. Raferty

Bridgewater	W	41-25
Georgia	L	22-34
Elon	W	53-24
Virginia Tech	W	42-19
Roanoke	W	29-25
at Virginia	L	9-21
William & Mary	W	32-19
Maryland	L	27-30
at Virginia Tech	L	23-33
Davidson	W	38-37
Virginia	L	23-37
at N.C. State	L	32-42
at North Carolina	L	19-32

392-378

1929-1930

Overall Record: 4-10

Head Coach: W.C. Raferty

Hampden-Sydney	W	32-16
Bridgewater	W	32-30
St. John's (Md.)	L	25-32
N.C. State	L	22-29
Virginia	W	34-26
at Virginia Tech	L	35-39
Davidson	L	27-35
Sewanee	L	22-31
at William & Mary	L	22-40
Maryland	L	25-44
Virginia Tech	W	43-21
at Virginia	L	24-34
at Maryland	L	23-39
Tennessee	L	20-28

386-444

1930-1931

Overall Record: 4-12

Head Coach: W.C. Raferty

Maryland	L	18-35
St. John's (Md.)	L	23-29
Hampden-Sydney	L	22-27
Lynchburg	W	47-30
Virginia	L	21-28
at Virginia Tech	L	27-28
at Maryland	L	20-44
at Navy	L	24-39
at North Carolina	L	13-42
Virginia Tech	W	31-30
Richmond	W	33-28
at Virginia	L	22-25
William & Mary	L	28-29
Sewanee	W	45-28
N.C. State	L	13-25
at North Carolina	L	21-30

408-497

1931-1932

Overall Record: 0-14

Head Coach: W.C. Raferty

St. John's (Md.)	L	6-25
Virginia	L	23-27
Maryland	L	28-43
Roanoke	L	27-35
at Maryland	L	20-38
at Navy	L	19-39
N.C. State	L	22-31
Duke	L	26-41
Virginia Tech	L	18-25
William & Mary	L	20-28
at Virginia	L	13-29
at Duke	L	24-45
at N.C. State	L	15-29
at Virginia Tech	L	18-23

289-458

1932-1933

Overall Record: 4-11

Head Coach: W.C. Raferty

St. John's (Md.)	W	26-24
Maryland	W	30-29
Gallaudet	W	41-19
Virginia	W	26-25
Virginia Tech	L	34-38
at North Carolina	L	29-32
North Carolina	L	17-36
at Duke	L	20-41
Duke	L	15-31
N.C. State	L	24-39
William & Mary	L	21-27
at Navy	L	19-51
at Maryland	L	29-45
at Virginia	L	16-32
at Virginia Tech	L	25-27

362-496

1933-1934

Overall Record: 4-10

Head Coach: W.C. Raferty

St. John's (Md.)	L	21-29
North Carolina	L	18-38
Virginia	W	35-33
at North Carolina	L	11-37
at Duke	L	20-41
at Richmond	L	20-33
at Virginia Tech	L	19-22
Duke	L	32-45
William & Mary	W	23-19
at Maryland	L	27-36
at Navy	L	19-31
Richmond	L	19-37
Virginia Tech	W	43-26
at Virginia	W	28-25

335-452

1934-1935

Overall Record: 3-14

Head Coach: Frank Summers

St. John's (Md.)	W	20-19
at Maryland	L	24-39
at Navy	L	22-54
North Carolina	L	19-24
Virginia	L	27-33
Virginia Tech	W	40-25
at Duke	W	32-27
at South Carolina	L	20-36
William & Mary	L	23-27
Duke	L	27-28
N.C. State	L	27-31
at Virginia	L	20-29
Richmond	L	37-53
at North Carolina	L	20-33
William & Mary	L	36-43
at Richmond	L	30-49
at VPI	L	24-25

448-575

1935-1936

Overall Record: 3-14

Head Coach: N/A

at Maryland	L	29-44
at Navy	L	23-37
Maryland	L	32-53
William & Mary	W	41-37
Virginia Tech	L	26-31
North Carolina	L	21-43
at Virginia	L	45-51
N.C. State	L	36-52
Clemson	L	36-43
Virginia	L	36-37
Richmond	L	29-57
Davidson	W	37-32
at William & Mary	L	48-50
Richmond	L	28-63
at North Carolina	L	31-35
Virginia Tech	W	38-36
at South Carolina	L	34-37

570-738

1936-1937

Overall Record: 6-11

Head Coach: Pooley Hubert

Maryland	L	28-48
North Carolina	L	29-56
William & Mary	W	42-39
South Carolina	L	37-50
at Lynchburg	L	45-47
Lynchburg	W	43-32
Virginia Tech	W	30-22
Virginia	L	27-30
N.C. State	L	32-49
Richmond	L	27-35
at Maryland	L	28-45
vs. Duke (Neutral)	W-ot	32-31
at North Carolina	L	32-44
at Richmond	W	29-25
at William & Mary	W	49-26
at Virginia Tech	L	31-32
at Virginia	L	30-38

571-647

1937-1938

Overall Record: 4-11

Head Coach: J. Elmore

Elon	L	20-34
Maryland	L	27-42
William & Mary	W	29-26
North Carolina	L	17-31
Emory & Henry	L	30-31
Virginia	L	20-31
at Virginia Tech	L	25-28
Richmond	L	34-38

at Maryland	L	33-43
at Navy	L	32-46
North Carolina	L	22-48
at William & Mary	W	35-30
at Richmond	L	26-27
at Virginia	W	35-33
Virginia Tech	W	29-23

414-511

1938-1939

Overall Record: 7-10

Head Coach: Jimmy Walker

at Roanoke	L	28-52
North Carolina	L	28-35
William & Mary	W	48-43
Emory & Henry	W	39-37
vs. Virginia (Neutral)	L	23-33
Virginia Tech	W	54-36
at N.C. State	L	29-48
at North Carolina	L	41-43
Furman	W	54-33
at Virginia Tech	W	43-30
Wake Forest	L	20-41
Richmond	L	29-30
at Maryland	L	35-53
vs. Virginia (Neutral)	L	27-52
at William & Mary	W	45-31
at Richmond	W	37-36
vs. Richmond (Neutral)	L	20-31

600-664

1939-1940

Overall Record: 3-12

Head Coach: Jimmy Walker

Davidson	L	31-32
vs. Duke (Neutral)	L	25-28
Wake Forest	L	34-46
North Carolina	L	24-53
Virginia	L	26-29
Roanoke	W	40-34
Maryland	L	33-60
at Virginia Tech	L	32-40
Richmond	W	28-26
at Virginia	L	24-27
vs. William & Mary (Neutral)	L	32-42
Virginia Tech	W	50-35
at Maryland	L	25-27
William & Mary	L	36-59
Richmond	L	21-52

461-590

1940-1941

Overall Record: 10-6

Head Coach: Jimmy Walker

vs. William & Mary (Neutral)	L	35-41
North Carolina	L	30-56
Maryland	W	64-30
Virginia	W	42-39
at William & Mary	W	43-36
at Richmond	L	18-28
N.C. State	W	40-29
at Virginia	L	26-49
Virginia Tech	W	60-52
at Virginia Tech	W	33-31
Richmond	W	39-28
at Maryland	W	41-27
at N.C. State	L	35-37
at Wake Forest	W	44-43
vs. Washington & Lee (Neutral)	W	39-32
South Carolina	L	36-37

625-595

1941-1942

Overall Record: 7-11

Head Coach: Jimmy Walker

Bridgewater	W	67-31
William & Mary	L	42-47





VMI KEYDETS

2009-10 BASKETBALL MEDIA GUIDE

YEAR-BY-YEAR RESULTS

vs. Duke (Neutral)	L	47-52
Richmond	W	57-36
Virginia	L	21-27
at North Carolina	L	28-49
Wake Forest	L	43-44
at Maryland	W	46-41
Wake Forest	L	34-64
at Virginia Tech	L	26-28
Virginia Tech	W	43-42
Furman	W	43-38
at Richmond	L	29-43
at William & Mary	L	32-33
at Virginia	W	49-34
George Washington	W	36-35
at Maryland	L	36-39
at George Washington	L	32-44

711-727

1942-1943

Overall Record: 8-8
Head Coach: Pooley Hubert

William & Mary	W	41-38
Duke	L	43-45
Virginia Tech	W	43-33
Maryland	W	35-34
Virginia	W	39-25
at North Carolina	L	35-37
Richmond	L	27-36
at Virginia Tech	W	42-39
George Washington	L	39-42
at William & Mary	W	41-33
at Richmond	W	48-30
at Virginia	L	35-36
at Maryland	W	36-35
at George Washington	L	45-65
at Navy	L	37-48
vs. Duke (Neutral)	L	41-57

627-633

1943-1944

Overall Record: 10-14
Head Coach: Joe Daher

at Woodrow Wilson Hospital	L	25-28
Virginia	L	25-37
at Maryland	L	36-43
vs. North Carolina (Neutral)	L	22-50
at Virginia	L	16-58
Virginia Tech	L	20-46
at Emory & Henry	L	38-51
at Virginia Tech	L	17-39
Ashford General Hospital	L	35-42
Ashford General Hospital	L	36-42
Woodrow Wilson Hospital	L	30-36
Maryland	L	29-31
Apprentice	L	32-52
at Richmond	L	19-65

380-620

1944-1945

Overall Record: 2-10
Head Coach: Joe Daher

Lynchburg	W	47-10
Virginia	L	24-43
at Maryland	L	28-46
at Hampden-Sydney	L	23-46
at William & Mary	L	24-43
at Richmond	L	29-55
vs. West Virginia (Neutral)	L	27-68
at Virginia Tech	L	29-42
at Virginia	L	35-52
Maryland	W	35-27
Hampden-Sydney	L	25-42
Virginia Tech	L	34-57

360-531

1945-1946

Overall Record: 1-10
Head Coach: Jay McWilliams

Marine Institute	L	28-47
Richmond	W	30-28
at Hampden-Sydney	L	30-33
at Virginia Tech	L	28-58
Virginia	L	20-51
Virginia Tech	L	24-48
at Virginia	L	19-56
at George Washington	L	25-48
William & Mary	L	28-39
at Richmond	L	22-51
at William & Mary	L	32-60

286-519

1946-1947

Overall Record: 4-15
Head Coach: Lloyd Roberts

Cedarville	W	62-47
Fort Belvoir	W	55-51
Quantico Marines	L	51-54
Langley Field	W	55-43
at Virginia	L	47-62
Virginia Tech	L	52-53
Maryland	L	50-64
George Washington	L	44-53
Richmond	L	52-60
Wake Forest	L	44-54
Clemson	W	64-63
William & Mary	L	56-63
at Virginia Tech	L	41-47
at Hampden-Sydney	L	48-65
at Richmond	L	51-53
at William & Mary	L	32-66
at George Washington	L	48-81
at Maryland	L	45-53
Virginia	L	37-59

934-1091

1947-1948

Overall Record: 3-17
Head Coach: Frank Summers

Lynchburg	W	54-34
at George Washington	L	40-59
Bridgewater	W	72-32
Maryland	L	46-53
at William & Mary	L	39-53
Richmond	L	34-50
Virginia	L	35-56
at Maryland	L	48-63
at West Virginia	L	42-88
Virginia Tech	L	39-50
at Davidson	L	53-63
at Furman	L	54-55
Richmond	W	61-54
at Virginia	L	47-61
at Roanoke	L	43-55
George Washington	L	45-51
Roanoke	L	37-49
William & Mary	L	52-53
vs. N.C. State (Neutral)	L	47-90
at Virginia Tech	L	51-59

941-1128

1948-1949

Overall Record: 3-16
Head Coach: Frank Summers

William & Mary	L	54-77
George Washington	L	45-71
at Richmond	W	65-52
at William & Mary	L	37-75
Virginia	L	47-63
Roanoke	L	39-52
at Roanoke	L	37-48
at Maryland	L	45-53
Furman	W	68-66

at Virginia Tech	L	53-66
Davidson	L	31-51
Clemson	L	43-64
Richmond	W	70-51
at Virginia	L	52-65
at Quantico Marines	L	49-65
at West Virginia	L	48-96
Virginia Tech	L	48-59
at Maryland	L	55-70
at George Washington	L	52-69

937-1213

1949-1950

Overall Record: 4-17
Head Coach: Bill O'Hara

Camp Meade	L	52-67
Norfolk NAS	L	66-83
at Quantico Marines	L	65-68
at Navy	L	26-76
Virginia	L	55-78
William & Mary	L	43-68
Virginia Tech	L	41-73
at Richmond	W	72-64
at Maryland	L	53-65
at George Washington	L	72-83
at Roanoke	W	60-59
Maryland	W	62-61
at Wake Forest	L	57-74
at Davidson	L	47-68
at Furman	L	55-58
Richmond	L	62-70
at Virginia	L	64-71
at William & Mary	L	57-74
Clemson	L	73-83
Roanoke	W	58-56
at Virginia Tech	L	58-78

1198-1477

1950-1951

Overall Record: 3-18
Head Coach: Bill O'Hara

Norfolk NAS	L	44-51
at Roanoke	L	51-74
Duke	L	66-86
Wake Forest	L	60-68
at West Virginia Tech	L	69-76
at Morris Harvey	L	60-71
George Washington	L	56-79
Richmond	L	56-64
at Virginia	L	47-50
at Richmond	W	53-52
Virginia	L	49-60
West Virginia	L	67-99
at Quantico Marines	L	39-62
at Virginia Tech	L	60-85
Maryland	L	41-46
at William & Mary	L	67-87
Furman	L	68-70
Davidson	W	87-74
William & Mary	L	43-76
Virginia Tech	W	79-76
at Maryland	L	46-65

1218-1471

1951-1952

Overall Record: 3-21
Head Coach: Bill O'Hara

Roanoke	L	56-58
at William & Mary	L	53-80
at Wake Forest	L	56-75
at Duke	L	45-102
at Maryland	L	39-57
at Connecticut	L	47-63
at Connecticut	L	55-74
at Morris Harvey	L	55-78
at Virginia	L	60-89
George Washington	L	62-77

at Richmond	W	78-67
Norfolk NAS	W	76-71
at Navy	L	54-59
at Furman	L	76-80
at West Virginia	L	66-91
at Davis & Elkins	L	59-76
at George Washington	L	60-75
at Maryland	L	46-64
Virginia Tech	L	54-73
Virginia	L	80-86
West Virginia	L	49-84
William & Mary	L	71-86
Richmond	L	64-77
at Virginia Tech	W	56-53

1417-1795

1952-1953

Overall Record: 5-19
Head Coach: Chuck Noe

George Washington	L	66-87
Lynchburg	W	61-53
Virginia	L	62-69
Maryland	L	37-54
Roanoke	W	72-66
at George Washington	L	64-98
North Carolina	L	62-79
at Virginia	L	78-89
at William & Mary	L	64-88
Richmond	L	65-75
at Duke	L	55-78
at North Carolina	L	58-97
Hampden-Sydney	W	76-46
at Lynchburg	W	69-62
William & Mary	L	54-88
at Marshall	L	73-83
at West Virginia	L	63-98
at Virginia Tech	L	67-83
at Maryland	L	41-67
at Richmond	L	76-87
at Roanoke	L	74-77
West Virginia	L	70-94
at Virginia Tech	W	90-64
at East Tennessee State	L	52-70

1549-1852

1953-1954

Overall Record: 11-12
Head Coach: Chuck Noe

SoCon: 6-7 (6th)

Lynchburg	W	79-43
Hampden-Sydney	W	81-65
Davidson	W	69-59
at Richmond	L	62-75
George Washington	L	50-66
at William & Mary	L	67-71
at West Virginia Wesleyan	L	81-84
at Hampden-Sydney	L	60-65
West Virginia Wesleyan	W	72-64
at Lynchburg	W	97-57
Virginia	L	76-78
at The Citadel	W	77-57
at Davidson	L	63-75
William & Mary	W	81-62
Virginia Tech	W	82-78
at West Virginia	L	56-81
Richmond	L	76-94
at Virginia	L	80-99
West Virginia Tech	W	79-75
The Citadel	W	91-55
at West Virginia	L	74-117
at Virginia Tech	W	64-63
vs. Richmond*	L	66-84

1683-1667

*- Southern Conference Tournament





YEAR-BY-YEAR RESULTS

1954-1955

Overall Record: 8-15 SoCon: 4-9 (8th)

Head Coach: Chuck Noe

Hampden-Sydney	W	83-74
Lynchburg	W	83-61
at Tennessee	L	46-78
at East Tennessee State	L	62-83
at Richmond	L	74-94
at Virginia	L	84-106
at George Washington	L	52-104
Richmond Professional Inst.	W	87-64
at West Virginia	L	59-71
William & Mary	L	65-88
West Virginia	L	77-101
Virginia	L	72-87
at Hampden-Sydney	W	66-58
at Davidson	L	65-68
at The Citadel	W	78-59
Richmond	L	54-78
at William & Mary	L	65-89
Virginia Tech	W	76-74
at West Virginia Tech	L	74-119
at Virginia Tech	L	70-78
The Citadel	W	88-62
Davidson	W	73-52
West Virginia *	L	66-73

1619-1821

*- Southern Conference Tournament

1955-1956

Overall Record: 4-19 SoCon: 3-11 (9th)

Head Coach: Jack Null

D8 at Hampden-Sydney	W	55-52
D10 at East Tennessee State	L	58-104
D14 at Richmond	L	54-96
D15 vs. Roanoke !	L	71-75
D17 at George Washington \$	L	54-106
D29 vs. Denver &	L	75-84
D30 vs. Boston College &	L	70-72
at West Virginia	L	65-89
J13 Hampden-Sydney	L	63-75
J14 George Washington	L	48-73
J17 William & Mary	L	72-81
J28 Virginia	L	77-78
J30 at West Virginia %	L	67-103
at The Citadel	W	76-59
at Davidson	W	86-73
F8 Virginia Tech	L	56-64
F11 at William & Mary	L	78-89
F16 Richmond	L	68-90
F18 at Virginia	L	91-107
F21 The Citadel	W	90-59
F23 Davidson	L	73-79
F25 at Virginia Tech	L	56-95
F27 at Roanoke	L	76-79

1579-1882

I- Game Played in Staunton, Va.

\$- Game Played in Arlington, Va.

&- Game Played in Fayetteville, W. Va.

%- Game Played in Bluefield, W.Va.

1956-1957

Overall Record: 4-22 SoCon: 1-13 (10th)

Head Coach: Jack Null

D1 at West Virginia	L	47-71
D4 Virginia	L	79-90
D8 at Tennessee	L	60-84
D12 Randolph-Macon	W	81-66
D16 at Richmond	L	68-85
at George Washington @	L	63-72
D27 vs. LSU #	L	67-88
D28 vs. Furman #	L-ot	79-81
D30 vs. Hardin-Simmons #	L	45-75
J5 Roanoke	W	69-63
J7 The Citadel	L	71-81
J9 at Davidson	L	57-82
J13 at Hampden-Sydney	L	83-93

Presbyterian	W	94-87
J19 George Washington	L	54-79
J26 at Virginia	L	54-78
F1 Davidson	W	75-60
F4 at West Virginia %	L	57-89
F8 at The Citadel	L	70-78
F9 at Davidson	L	56-66
at Roanoke	L	67-82
F14 at William & Mary	L	66-83
F18 William & Mary	L	58-65
Richmond	L	68-76
F22 at Virginia Tech	L	42-80
Virginia Tech	L	70-82

1769-2106

@- Game Played in Fort Myer, Va.

#- Louisiana Invitational Tourn. in Shreveport, La.

%- Game Played in Bluefield, W.Va.

1957-1958

Overall Record: 4-17 SoCon: 1-12 (10th)

Head Coach: Jack Null

D2 at West Virginia	L	50-109
D4 Hampden-Sydney	W	77-73
D7 at Memphis	L	58-72
at Vanderbilt	L	74-105
D12 Roanoke	W-ot	82-77
at Richmond	L	59-65
J4 Davidson	L	52-56
J11 Virginia Tech	L	63-86
Richmond	W	66-62
at Navy	L	51-80
J20 at Randolph-Macon	W	68-52
F1 Virginia	L	69-79
F8 at The Citadel	L	63-77
at Davidson	L	65-76
at West Virginia	L	58-104
F14 William & Mary ^	L	61-79
F17 The Citadel	L	54-86
F19 at Roanoke	L	68-73
at William & Mary	L	78-96
George Washington	L	59-92
at Virginia Tech	L	82-99

1357-1698

^ - Game Played in Waynesboro, Va.

1958-1959

Overall Record: 5-13 SoCon: 2-11 (9th)

Head Coach: L.F. Miller

D2 at West Virginia %	L	71-82
at Bridgewater	W	63-54
D10 at Hampden-Sydney	W	84-65
at Richmond	L	39-82
at William & Mary	L	69-82
Roanoke	W	81-63
J10 at The Citadel	L	36-47
J12 at Davidson	L	70-75
at George Washington@	L	63-79
Hampden-Sydney	L	68-78
Virginia Tech	W	81-78
Richmond	L	61-70
William & Mary	L	60-86
The Citadel	L	46-47
Davidson	W	64-60
at Virginia	L	66-85
at West Virginia	L	55-99
Virginia Tech	L	60-118

1137-1311

%- Game Played in Bluefield, W.Va.

@- Game Played in Fort Myer, Va.

1959-1960

Overall Record: 4-16 SoCon: 3-11 (7th)

Head Coach: L.F. Miller

D3 William & Mary	L	78-79
D5 at Bridgewater	L	68-70
D8 George Washington	L	77-90
D10 Hampden-Sydney	W-3ot	108-96

D14 at West Virginia	L	76-91
D18 at Kentucky Wesleyan #	L	90-102
D19 vs. Middle Tennessee #	L	61-74
J6 Virginia	L	71-83
J9 at The Citadel	L	53-74
J11 at Davidson	W	70-38
J16 at Richmond	W-ot	77-76
J19 Virginia Tech	L-ot	9395
F1 at West Virginia	L	71-101
F5 The Citadel	L	45-76
F9 Davidson	W	72-60
F11 at George Washington	L	78-95
F12 at William & Mary	L	67-89
F15 Richmond	L	58-64
F19 at Virginia Tech	L	71-100
F25 West Virginia *	L	83-90

1467-1643

#- All-America Tourn. in Owensboro, Ky.

*Southern Conference Tourn. in Richmond, Va.

1960-1961

Overall Record: 5-17 SoCon: 3-11 (8th)

Head Coach: L.F. Miller

D1 at Kentucky	L	56-72
D3 at Pennsylvania	L	80-84
D8 Davidson	W	72-68
D10 at William & Mary	L	58-66
D13 at Virginia	W	75-63
D17 George Washington	L	86-90
D29 at Richmond #	L	90-100
D30 vs. Virginia #	L	68-76
J5 at West Virginia	L	72-87
J7 The Citadel	L	69-70
J12 at Virginia Tech	L	63-78
J14 at Richmond	L	62-69
J17 at George Washington	W	93-77
J28 Bucknell	W	101-79
J31 West Virginia %	L	91-102
F4 at Davidson	L	79-88
F6 Virginia Tech	L	85-86
F8 at The Citadel	L	83-91
F17 William & Mary	L	77-86
F21 Richmond	W	78-75
F25 at Morris Harvey	L	85-88
M2 West Virginia*	L	71-89

1694-1784

#Richmond Invitational in Richmond, Va.

%- Game Played in Bluefield, W.Va.

*Southern Conference Tourn. in Richmond, Va.

1961-1962

Overall Record: 9-11 SoCon: 6-8 (6th)

Head Coach: L.F. Miller

D2 at Clemson	L	84-87
D5 at West Virginia	L	56-90
D9 Davidson	W	84-60
D14 at George Washington	L	85-105
D29 vs. George Washington #	W	75-67
D30 vs. Georgetown #	L	59-67
J3 at West Virginia	L	79-101
J6 Virginia Tech	L	75-97
J10 The Citadel	W-ot	71-69
J13 at Richmond	L	52-72
J16 William & Mary	W	74-71
J31 George Washington	W	80-72
F3 at The Citadel	W	73-70
F7 Richmond	L-ot	81-82
F10 at Davidson	W	68-66
F14 at Virginia Tech	L	71-85
F17 at William & Mary	L	84-102
F24 at Marshall	W	76-65
M1 Furman *	W	76-61
M2 Virginia Tech *	L	66-70

1469-1559

#- Richmond Invitational in Richmond, Va.

*- Southern Conference Tournament

1962-1963

Overall Record: 6-15 SoCon: 6-10 (7th)

Head Coach: L.F. Miller

D1 East Carolina	L	66-76
D4 West Virginia !	L	74-100
D8 at Davidson	L	62-64
D11 George Washington	W	74-73
D15 Furman	W	88-68
J3 at West Virginia	L	74-86
J5 The Citadel	W	106-71
J8 at Virginia Tech	L	70-74
J11 Richmond	W	79-77
J15 at William & Mary	L	71-80
J26 at Marshall	L	82-98
J28 Clemson	L	58-68
F1 Virginia Tech	L	66-77
F5 at George Washington	L	69-81
F8 Davidson	L	57-64
F11 at Furman	L	85-91
F12 at The Citadel	W-ot	70-65
F15 William & Mary	L	65-75
F20 at Richmond	W	85-60
F23 at N.C. State	L	72-88
F28 Davidson *	L	69-108

1552-1644

*- Southern Conference Tourn. in Richmond, Va.

I- Game Played in Charleston, W. Va.

1963-1964

Overall Record: 12-12 SoCon: 7-7 (4th)

Head Coach: L.F. Miller

N30 at N.C. State	L	57-69
D2 at Tennessee	L	59-71
D6 William & Mary	L	51-56
D10 at George Washington	W	80-75
D13 at West Virginia	W	68-64
D15 Furman	W	64-51
D20 at Clemson	L	80-100
D31 at Vanderbilt	L	71-87
J4 Florida State	W	83-72
J7 Davidson	L	58-70
J9 at West Virginia	L	73-75
J28 East Carolina	W	86-78
F1 at Davidson	L	91-129
F4 George Washington	W	94-75
F8 at Richmond	L	90-96
F11 The Citadel	W	89-88
F15 at William & Mary	W	70-65
F18 Richmond	W	98-83
F21 at The Citadel	L	77-79
F22 at Furman	L	64-70
F27 vs. Furman *	W	77-73
F28 vs. Davidson *	W	82-81
M1 vs. George Washington *	W	61-56
M9 Princeton #	L	60-86

1779-1853

*- Southern Conference Tourn. in Charlotte, N.C.

#- NCAA East Regional in Philadelphia, Pa.

1964-1965

Overall Record: 8-13 SoCon: 5-9 (8th)

Head Coach: Gary McPherson

D2 at Florida	L	59-68
D3 at Florida State	L	72-76
D9 Virginia	W	95-75
D11 West Virginia !	L	73-79
D15 at Davidson	L	69-91
D17 at William & Mary	L	63-66
D29 at Centenary #	W	91-86
D30 vs. Arkansas #	W	72-70
J2 at George Washington	L	62-70
J4 The Citadel	W	71-70
J6 at West Virginia	L	79-87
J12 at Richmond	L	65-71
J18 at Georgia Tech	L	71-82
J30 at Furman	W	98-83





YEAR-BY-YEAR RESULTS

F2	Davidson	L	78-84
F5	at The Citadel	L	72-84
F6	at Furman	W	69-67
F10	William & Mary	W	61-57
F16	Richmond	L	80-81
F18	George Washington	W	87-79
F25	Davidson *	L	73-86

1560-1612

I- Game Played in Charleston, W. Va.
 #- Gulf South Classic in Shreveport, La.
 *- Southern Conference Tourn. in Charlotte, N.C.

1965-1966

Overall Record: 5-18 SoCon: 5-11 (7th)			
Head Coach: Gary McPherson			
D1	West Virginia !	L	58-69
D4	Richmond	L	73-77
D8	at West Virginia	L	75-93
D14	Davidson	L	64-67
D17	at Centenary #	L	77-78
D18	vs. LSU #	L	70-73
D20	vs. Florida State +	L	64-65
D21	vs. Columbia +	L	73-80
J3	at George Washington	W	97-74
J8	William & Mary	W	89-74
J10	Furman	W	90-83
J13	at Richmond	L	88-103
J15	at Georgia Tech	L	73-86
J17	at East Carolina	L	85-87
J29	East Carolina	L	80-93
F1	at Davidson	L	84-97
F5	George Washington	W	109-92
F8	The Citadel	W	80-77
F12	at William & Mary	L	67-94
F14	at The Citadel	L	69-71
F15	at Furman	L	72-73
F19	at Virginia	L	65-79
F24	West Virginia *	L	80-95

1782-1880

I- Game Played in Charleston, W. Va.
 #- Gulf South Classic in Shreveport, La.
 +- Tampa Invitational in Tampa, Fla.
 *- Southern Conference Tourn. in Charlotte, N.C.

1966-1967

Overall Record: 5-16 SoCon: 4-12 (9th)			
Head Coach: Gary McPherson			
D1	at N.C. State	L	58-67
D3	Richmond	L	74-76
D7	at West Virginia	L	75-99
D10	Furman	W	105-96
D13	Davidson	L	80-82
D20	at Richmond	L	65-89
D28	at Arkansas State #	L	71-81
D29	vs. Kent State #	W-ot	66-63
J7	at East Carolina	L	72-79
J11	George Washington	L	62-65
J14	Wake Forest	L	70-71
J16	West Virginia !	L	77-91
J28	East Carolina	W	68-67
J30	George Washington @	L	66-71
F3	The Citadel	L	70-73
F7	at William & Mary	L	57-64
F11	at Furman	W	71-57
F13	at The Citadel	L-4ot	78-81
F17	William & Mary	W	81-67
F21	at Davidson	L	69-73
F24	Samford	L	71-81

1558-1672

#- Arkansas State Invitational in Jonesboro, Ark.
I- Game Played in Charleston, W. Va.
 @- Game Played in Fort Myer, Va.

1967-1968

Overall Record: 9-12 SoCon: 8-7 (4th)			
Head Coach: Gary McPherson			
D2	at Davidson	L	73-80

D4	at Samford	L	79-80
D7	Virginia	L	79-84
D11	Furman	W	83-80
D16	Old Dominion	W	96-88
D20	at William & Mary	L	82-96
D22	at West Virginia	L	57-77
J3	West Virginia ~	W	92-90
J6	at Wake Forest	L	60-92
J9	Richmond	W	91-85
J27	George Washington	W	70-58
J30	at Georgia Tech	L	70-90
F2	The Citadel	W	81-67
F5	William & Mary	W	68-62
F7	George Washington @	L	59-60
F10	at Furman	L	73-76
F12	at The Citadel	W	87-77
F15	East Carolina	W	69-64
F17	at Richmond	L	76-86
F24	at East Carolina	L	68-79
F29	Furman *	L	52-62

1605-1905

#- Big 5 Tournament in Hampton, Va.
 +- Gold Coast Classic in West Palm Beach, Fla.
 *- Southern Conference Tourn. in Charlotte, N.C.

1970-1971

Overall Record: 1-25 SoCon: 1-11 (7th)			
Head Coach: Mike Schuler			
D1	vs. Virginia #	L	52-81
D3	vs. Richmond #	L	57-75
D5	at Army	L	47-82
D7	Old Dominion	L	85-94
D19	at William & Mary	L	49-75
D23	at Toledo	L	46-79
J2	at Furman	L	68-93
J4	at South Alabama +	L	67-80
J6	vs. Trinity +	L	70-95
J9	East Carolina	L	63-71
J12	Gardner-Webb	L	72-95
J16	The Citadel	L-ot	64-66
J20	Roanoke	L	73-96
J23	at Old Dominion	L	56-95
J25	Eastern Illinois	L	45-59
J27	George Washington	L	67-78
J30	at East Carolina	L	67-78
F2	Davidson	L	39-70
F4	at The Citadel	L	65-91
F8	Richmond	W	73-63

1565-1637

-- Game Played in Beckley, W. Va.
 @- Game Played in Fort Myer, Va.
 *- Southern Conference Tourn. in Charlotte, N.C.

1968-1969

Overall Record: 5-18 SoCon: 3-11 (8th)			
Head Coach: Gary McPherson			
N30	at Davidson	L	72-82
D2	at The Citadel	L	70-88
D5	Furman	W	83-55
D10	at George Washington	L	72-83
D19	Richmond #	L	80-90
D27	Utah +	L	75-83
D28	Rutgers +	L	72-79
D30	at Indiana State	L	53-73
J8	West Virginia !	L	65-68
J11	Richmond	L	74-89
J15	at West Virginia	W	87-84
J18	Davidson	L	64-66
J20	East Carolina	L	75-83
J25	at Furman	L	68-71
J27	Old Dominion	W	99-93
J30	William & Mary	W	72-71
F5	Georgia Tech \$	L	74-87
F8	at Richmond	L	88-104
F10	The Citadel	L	77-79
F15	at William & Mary	L	78-83
F18	George Washington	W	90-86
F22	at East Carolina	L	62-78
F27	Davidson *	L	75-99

1725-1874

#- Big 5 Tournament in Salem, Va.
 +- Utah Classic in Salt Lake City, Utah
I- Game Played in Beckley, W. Va.
 \$- Game Played in Salem, Va.
 *- Southern Conference Tourn. in Charlotte, N.C.

1969-1970

Overall Record: 6-19 SoCon: 3-10 (8th)			
Head Coach: Mike Schuler			
D1	Atlantic Christian	W	82-76
D3	at Navy	L	66-71
D6	at George Washington	L	78-80
D10	at Virginia	L	44-65
D18	vs. William & Mary #	L	64-75
D20	vs. Richmond #	L	61-69
D29	vs. Stetson +	L	61-62
D30	vs. Florida Southern +	W	66-60
J5	at Old Dominion	L	72-94
J8	at Davidson	L	52-95
J10	at East Carolina	L	66-108
J13	Richmond	W	71-70
J17	at The Citadel	L	70-84
J21	Roanoke	L	79-90
J24	Wofford	W	78-64
J29	Old Dominion	L	55-90
J31	East Carolina	L	49-63

F2	George Washington	L	79-107
F5	Furman	W	67-66
F10	William & Mary	W	74-68
F14	at William & Mary	L	58-77
F17	The Citadel	L	61-68
F19	at Richmond	L	54-78
F21	at Furman	L	52-53
F26	Davidson *	L	46-72

1605-1905

#- Big 5 Tournament in Hampton, Va.
 +- Gold Coast Classic in West Palm Beach, Fla.
 *- Southern Conference Tourn. in Charlotte, N.C.

1970-1971

Overall Record: 1-25 SoCon: 1-11 (7th)			
Head Coach: Mike Schuler			
D1	vs. Virginia #	L	52-81
D3	vs. Richmond #	L	57-75
D5	at Army	L	47-82
D7	Old Dominion	L	85-94
D19	at William & Mary	L	49-75
D23	at Toledo	L	46-79
J2	at Furman	L	68-93
J4	at South Alabama +	L	67-80
J6	vs. Trinity +	L	70-95
J9	East Carolina	L	63-71
J12	Gardner-Webb	L	72-95
J16	The Citadel	L-ot	64-66
J20	Roanoke	L	73-96
J23	at Old Dominion	L	56-95
J25	Eastern Illinois	L	45-59
J27	George Washington	L	67-78
J30	at East Carolina	L	67-78
F2	Davidson	L	39-70
F4	at The Citadel	L	65-91
F8	Richmond	W	73-63
F10	at Navy	L	47-65
F13	Furman	L	79-88
F16	William & Mary	L	69-85
F20	at Richmond	L	77-93
F24	at Davidson	L	64-109
M4	William & Mary *	L	65-69

1626-2125

#- Big 5 Tournament in Hampton, Va.
 +- Senior Bowl Tournament in Mobile, Ala.
 *- Southern Conference Tourn. in Charlotte, N.C.

1971-1972

Overall Record: 6-19 SoCon: 2-10 (7th)			
Head Coach: Mike Schuler			
D1	West Virginia Wesleyan	W	95-78
D4	Atlantic Christian	L-ot	101-105
D11	at Richmond	L	61-73
D20	vs. Virginia #	L	51-93
D21	vs. Virginia Tech #	W	57-56
J3	at Roanoke	L	69-96
J5	at Eastern Illinois	L	71-111
J8	at East Carolina	L	57-62
J10	Old Dominion	L	82-96
J12	Wofford	W	80-63
J15	The Citadel	L-ot	62-68
J18	Davidson	L	57-73
J20	at George Washington	L	66-104
J22	Furman	L	62-97
J25	at William & Mary	L	59-76
J29	East Carolina	L	56-66
F1	at Ohio	L	60-98
F3	at Davidson	L	61-84
F7	Roanoke	L	66-87
F12	at Furman	L	66-104
F14	at The Citadel	L	60-87
F16	West Virginia Tech	W	68-59
F22	William & Mary	W-ot	37-35
F24	Richmond	W-2ot	79-74
M2	Furman *	L	80-126

1663-2071

#- Big 5 Tournament in Roanoke, Va.

*- Southern Conference Tourn. in Greenville, S.C.

1972-1973

Overall Record: 7-19 SoCon: 3-9 (8th)			
Head Coach: Bill Blair			
D2	Hampden-Sydney	W	95-81
D4	George Washington	L	73-85
D6	at Virginia	L	67-85
D9	Richmond	W	71-60
D18	at Texas A&M-Corpus Christi	L	50-57
D20	at Rice	L	56-72
D22	at New Mexico State #	L	57-86
D23	vs. Xavier #	W	60-59
J3	at Wake Forest	L	57-71
J6	at East Carolina	L	63-81
J10	Roanoke	L	55-56
J13	Appalachian State	W	82-68
J18	Furman	L	49-86
J20	West Virginia Tech	W	87-60
J27	East Carolina	L	45-71
J29	The Citadel	L	67-69
J31	at William & Mary	L	59-77
F3	at Roanoke	L	58-66
F6	Davidson	L	88-105
F10	at Furman	L	60-94
F12	at The Citadel	L	62-75
F15	Morris Harvey	L+	60-65
F17	at Old Dominion	L	56-72
F20	William & Mary	W	66-64
F22	at Richmond	L	84-113
M1	Davidson *	L	77-88

1623-2123

+ - Forfeited because of ineligible player
 #- New Mexico State Invit. in Las Cruces, N.M.
 *- Southern Conference Tourn. in Richmond, Va.

1973-1974

Overall Record: 6-18 SoCon: 3-9 (7th)			
Head Coach: Bill Blair			
D1	at Virginia Tech	L	51-62
D3	Hampden-Sydney	W	89-54
D5	West Virginia Tech	L	48-49
D8	at Appalachian State	W	74-65
D12	James Madison	W	58-54
D15	Towson	L	65-66
D28	at Arkansas #	L	86-96
D29	vs. Connecticut #	L	78-80
J5	at Davidson	L	62-76
J10	Salem	W	85-82
J12	East Carolina	L	58-59
J14	The Citadel	W	70-63
J19	Loyola (Md.)	L	69-71
J22	at William & Mary	L	68-85
J26	at East Carolina	L	55-57
J29	Richmond	L	65-81
F2	at Dayton	L	60-76
F6	William & Mary	L	65-67
F9	at Richmond	L	78-84
F13	Appalachian State	W	62-59
F16	at Furman	L	66-80
F18	at The Citadel	L	47-65
F21	Shepherd	L	76-85
F27	at Richmond *	L	59-69

1594-1685

#- Razorback Classic in Little Rock, Ark.
 *- Southern Conference Tournament

1974-1975

Overall Record: 13-13 SoCon: 6-6 (T-4th)			
Head Coach: Bill Blair			
N30	Virginia Tech	L	64-96
D5	at Appalachian State	W	98-81
D10	at East Carolina	L	68-73
D14	Richmond	L	90-95
J4	at Middle Tennessee	L	89-93
J6	at South Alabama #	L	96-116
J7	vs. Louisiana Tech #	L	73-85





YEAR-BY-YEAR RESULTS

J11	at Richmond	W	98-95
J13	The Citadel	W	108-101
J15	Christopher Newport	W	86-66
J18	Towson	W	67-65
J20	Bethany	W	72-43
J22	William & Mary	W	71-69
J25	East Carolina	L	80-82
J27	Appalachian State	W	73-55
J30	Shepherd	W	96-83
F3	at George Washington	L	79-90
F5	Bridgewater	W	51-37
F8	at The Citadel	W	82-68
F11	Davidson	L-ot	93-94
F15	Old Dominion	L	69-84
F19	at William & Mary	L-ot	66-67
F22	Furman	L	68-80
F26	Virginia Wesleyan	W	99-68
M1	at Richmond *	W	85-81
M5	at Furman *	L	81-94

2104-2061

#- Senior Bowl Tournament in Mobile, Ala.
*- Southern Conference Tournament

1975-1976 Southern Conference Champions NCAA East Region Finalists

Overall Record: 22-10		SoCon: 9-3 (1st)	
Head Coach: Bill Blair			
N29	Lebanon Valley	W	92-70
D1	Liberty	W	106-58
D3	at James Madison	L	76-82
D6	East Carolina	W	73-56
D8	Georgia Tech	W	68-53
D11	Radford	W	112-65
D13	Richmond	W	65-60
D29	at Indiana State #	L	60-88
D30	vs. Pacific #	W	72-59
J3	Virginia ^	L	63-74
J7	at Furman	W	82-67
J10	Salem	W	108-84
J12	at The Citadel	L	74-78
J15	at Old Dominion	L	70-72
J17	at Appalachian State	L	67-71
J21	William & Mary	W	84-78
J24	at East Carolina	W	74-60
J29	Wisconsin Green Bay	L-ot	74-76
F2	at Georgia Tech	L	56-66
F5	Southeastern	W	97-57
F7	at William & Mary	L	62-68
F11	at Davidson	W	92-76
F14	The Citadel	W	76-59
F18	at Richmond	W	74-67
F21	Appalachian State	W	78-74
F24	Southern Wesleyan	W	85-48
F28	Davidson !	W	71-69
M2	vs. Appalachian State *	W	71-64
M3	vs. Richmond *	W	41-33
M13	vs. Tennessee @	W	81-75
M18	vs. DePaul +	W-ot	71-66
M20	vs. Rutgers +	L	75-91

2450-2164

^~ Game Played in Roanoke, Va.
#- Indiana Hall of Fame Classic in Terre Haute, Ind.
!- Southern Conference Tourn. in Lexington, Va.
*- Southern Conference Tourn. in Greenville, S.C.
@- NCAA Eastern Regionals in Charlotte, N.C.
+- NCAA Eastern Regionals in Greensboro, N.C.

1976-1977 Southern Conference Champions NCAA East Region Semifinalists

Overall Record: 26-4		SoCon: 8-2 (T-1st)	
Head Coach: Charlie Schmaus			
N26	vs. James Madison #	W	85-77
N27	at Virginia #	L	50-55
D4	at East Carolina	W	78-67
D8	Radford	W	74-52

D11	Old Dominion	W	62-60
D28	vs. Tulane !	W	75-66
D29	vs. California !	W	73-71
D30	at Oklahoma City !	W	69-58
J5	Roanoke	W	73-57
J8	Emory & Henry	W	107-71
J10	Appalachian State	W	74-54
J12	William & Mary	W	92-79
J17	at The Citadel	W	68-62
J20	at Richmond	W	88-79
J22	East Carolina	W	67-58
J24	Southern Wesleyan	W	104-97
J29	The Citadel	W	88-70
J31	Furman	W	99-86
F2	Hampden-Sydney	W	94-78
F7	Marshall @	W	97-90
F9	Morris Harvey	W	98-84
F12	Richmond	W	92-87
F14	Davidson	W	83-68
F16	at William & Mary	L	84-86
F19	at Appalachian State	L	58-62
F22	Randolph-Macon	W	81-75
F26	vs. East Carolina *	W	88-77
M2	vs. Appalachian State *	W-ot	69-67
M12	Duquesne +	W	73-66
M17	Kentucky &	L	78-93

2421-2152

#- U.Va. Tipoff in Charlottesville, Va.
!- All College Tournament in Oklahoma City, Okla.
@- Game Played in Roanoke, Va.
*- Southern Conference Tourn. in Roanoke, Va.
+- NCAA Eastern Regionals in Raleigh, N.C.
&- NCAA Eastern Regionals in College Park, Md.

1977-1978

Overall Record: 21-7		SoCon: 7-3 (2nd)	
Head Coach: Charlie Schmaus			
N25	vs. Roanoke #	W	64-50
N26	at Virginia #	L	70-90
N28	Liberty	W	105-68
N30	Alderson Broaddus	W	107-90
D5	Chattanooga	W	81-72
D7	James Madison	W	86-68
D10	at Appalachian State	L	77-92
D28	at Toledo !	L	68-91
D29	vs. Long Beach State !	L	97-106
J3	vs. Cleveland State +	W	71-66
J4	at Siena +	W	72-61
J9	Southern Wesleyan	W	98-79
J12	at Furman	L	79-102
J14	at Western Carolina	W	77-68
J17	Marshall	W	79-71
J21	Salem	W	84-70
J23	at Davidson	W	89-69
J25	at Old Dominion	W	69-60
J28	at The Citadel	W	79-61
F1	Richmond	W	110-90
F4	at Roanoke	W	61-47
F8	at Richmond	W	66-51
F11	The Citadel	W	84-72
F13	at Marshall	L	71-88
F15	William & Mary @	W	60-59
F18	Appalachian State	W	77-70
F25	Davidson *	W	95-80
M3	Marshall &	L	71-76

2247-2067

#- UVA Tipoff in Charlottesville, Va.
!- Blade Grass City Classic in Toledo, Ohio
+- Siena College Tournament in Loudonville, N.Y.
@- Game Played in Hampton, Va.
*- Southern Conference Tourn. in Lexington, Va.
&- Southern Conference Tourn. in Roanoke, Va.

1978-1979

Overall Record: 12-15		SoCon: 2-8 (8th)	
Head Coach: Charlie Schmaus			
N27	UNC Greensboro	W	114-91

N29	Radford	W	90-88
N30	West Liberty State	W	86-83
D2	Virginia Tech !	L	66-79
D6	at James Madison	L	71-93
D9	Bethany	W	90-73
D13	at Appalachian State	L	82-103
D16	Georgia State	W	75-72
D28	vs. UCF #	L	91-108
D29	vs. Stetson #	L	89-98
J10	at The Citadel	L	83-91
J17	Appalachian State	L	58-73
J20	at Chattanooga	W	64-56
J22	Cleveland State	W-ot	75-72
J24	Richmond	L	78-90
J27	Western Carolina	L	65-76
J31	Christopher Newport	W	75-49
F1	Campbell	W	78-74
F3	Fairleigh Dickinson	W	79-77
F5	at Marshall	W	63-58
F8	at Georgia State	W	76-72
F10	Davidson	L	54-81
F12	The Citadel	L	69-72
F14	Marshall	L	66-88
F19	Furman	L	65-80
F21	at Richmond	L	76-79
F24	at Appalachian State *	L	63-73

2041-2154

!- Game Played in Roanoke, Va.
#- Tangerine Bowl Tourn. in Winter Park, Fla.
*- Southern Conference Tournament

1979-1980

Overall Record: 11-16		SoCon: 6-10 (T-6th)	
Head Coach: Charlie Schmaus			
D1	Lebanon Valley	W	43-33
D3	Davidson	L	73-74
D6	Bluefield	W	99-66
D8	at Appalachian State	L	57-66
D10	at Chattanooga	W	56-55
D12	Concord	W	101-80
D15	Marshall	L	58-60
J5	at Cleveland State	L	82-102
J7	at Davidson	W-ot	70-69
J10	at East Tennessee State	L	65-97
J12	at Marshall	W	75-63
J16	Charleston Southern	W	102-82
J18	UVA-Wise	L	76-87
J21	at Western Carolina	W	72-71
J24	George Mason	W	95-81
J26	Furman	L	67-84
J28	The Citadel	W	72-71
J30	Baltimore	L	60-71
F2	at Richmond	L	92-104
F4	East Tennessee State	L	78-89
F7	at Fairleigh Dickinson	L	71-78
F9	Chattanooga	L	55-59
F11	Western Carolina	W	78-73
F14	Appalachian State	L	49-55
F16	at The Citadel	L-ot	77-79
F18	at Furman	L	75-107
F23	at Furman *	L	75-87

1969-2043

*Southern Conference Tournament

1980-1981

Overall Record: 4-23		SoCon: 3-13 (8th)	
Head Coach: Charlie Schmaus			
N28	at UCLA	L	61-99
N29	at UC Irvine	L	96-125
D3	Furman	L-ot	82-87
D6	at Chattanooga	L	53-63
D9	Navy	L	61-71
D12	at Louisiana-Lafayette #	L	52-80
D13	vs. Western Michigan #	L	68-89
J3	Marshall	L	81-99
J7	at East Tennessee State	W	43-42
J10	at Furman	L	63-75

J12	at The Citadel	W	58-49
J14	at Charleston Southern	W	57-44
J17	at Appalachian State	L	68-78
J19	East Tennessee State	L	67-68
J21	at Davidson	L	63-79
J24	at Baltimore	L	41-46
J26	Marshall	L	53-63
J29	Richmond	L	73-79
J31	Western Carolina	L	71-86
F2	The Citadel	W	65-62
F4	William & Mary @	L	63-75
F7	at Western Carolina	L	75-91
F9	Appalachian State	L	51-70
F11	Davidson	L	82-95
F16	Chattanooga	L	68-90
F19	at Campbell %	L	65-89
F28	at Chattanooga *	L	63-89

1743-2083

#- Bayou Classic in Lafayette, La.
@- Game Played in Roanoke, Va.
%- Game Played in Raleigh, N.C.
*- Southern Conference Tournament

1981-1982

Overall Record: 1-25		SoCon: 1-15 (9th)	
Head Coach: Charlie Schmaus			
N27	at Navy	L	37-63
D2	at William & Mary	L	57-84
D5	Virginia	L	49-76
D8	James Madison	L	43-64
D9	at Richmond	L	48-83
J4	at Marshall	L	63-90
J6	at Maine	L	71-81
J8	vs. Illinois State #	L	56-74
J9	vs. Manhattan #	L	75-84
J13	Old Dominion	L	51-88
J16	Western Carolina	L	57-72
J18	The Citadel	L	61-72
J21	at Chattanooga	L	61-81
J23	at Western Carolina	L	69-99
J25	at Davidson	L	58-72
J28	at East Tennessee State	L	68-92
J30	Appalachian State	W-ot	67-62
F1	at Davidson	L	63-79
F4	at Virginia Tech	L	76-101
F6	East Tennessee State	L	69-104
F8	Chattanooga	L	50-80
F11	Marshall	L	67-103
F13	at Furman	L	80-102
F15	at The Citadel	L	74-91
F20	at Appalachian State	L	58-91
F22	Furman	L	83-92

1606-2185

#- Worcester Co. National Classic in Worcester, Mass.

1982-1983

Overall Record: 2-25		SoCon: 1-15 (9th)	
Head Coach: Marty Fletcher			
N28	at James Madison	L	33-58
N30	Longwood	L	49-54
D4	at Virginia	L	41-86
D7	at Old Dominion	L	45-71
D11	North Carolina Wesleyan	L	47-58
D13	Emory & Henry	W	75-70
J3	at South Florida	L	76-93
J8	at Marshall	L	64-95
J15	at Furman	L	58-87
J17	at The Citadel	L	50-57
J22	at Davidson	L	43-75
J24	at Appalachian State	L	61-69
J27	Navy	L	53-57
J29	Chattanooga	L	68-82
J31	Western Carolina	L	55-75
F3	Richmond	L	69-75
F5	at Western Carolina	L	50-64
F7	Chattanooga	L	54-64
F9	East Tennessee State	L	63-86





VMI KEYDETS

2009-10 BASKETBALL MEDIA GUIDE

YEAR-BY-YEAR RESULTS

F14	Appalachian State	L	61-65
F16	William & Mary	L	65-83
F19	at East Tennessee State	L	64-83
F21	Marshall	L	91-110
F23	Virginia Tech	L	54-72
F26	The Citadel	W	65-63
F28	Furman	L	64-65
M3	Davidson	L	68-83

1586-1994

1983-1984

Overall Record: 8-19 **SoCon:** 4-12 (9th)
Head Coach: Marty Fletcher

N28	Emory & Henry	W	75-48
N30	at Navy	L	57-73
D3	Radford	L	64-75
D5	Bridgewater	W	83-73
D7	Averett	W	75-58
D10	Old Dominion	L	65-82
D17	at Virginia Tech	L	61-122
J4	at Chattanooga	L	38-55
J7	at East Tennessee State	W	62-56
J9	at Richmond	L	58-61
J11	at Marshall	L	53-79
J14	at Appalachian State	L	54-74
J16	Chattanooga	L	49-56
J18	at William & Mary	L	55-73
J21	at Bucknell	L	49-66
J23	East Tennessee State	L	55-56
J28	at Davidson	L	55-62
J30	Western Carolina	W-ot	68-65
F4	at Western Carolina	L	82-86
F6	at Furman	L	58-70
F8	at The Citadel	L	61-65
F11	Appalachian State	W	67-58
F13	Davidson	L	44-47
F16	Marshall	L	61-92
F20	The Citadel	W	64-62
F22	James Madison	W-ot	62-60
F27	Furman	L	65-81

1640-1862

1984-1985

Overall Record: 16-14 **SoCon:** 7-9 (T-5th)
Head Coach: Marty Fletcher

N25	at James Madison	L-ot	64-67
N26	Bridgewater	W	86-46
N28	at Old Dominion	L	50-56
D1	Lynchburg	W	76-60
D3	Virginia	L	57-68
D6	Radford	W	53-51
D8	Hampden-Sydney	W	80-55
J5	at Marshall	W	58-54
J14	Chattanooga	L	60-78
J17	at Appalachian State	W	52-47
J19	Western Carolina	W	60-57
J21	Davidson	W	57-51
J24	Furman	W	71-62
J26	at Chattanooga	L	54-70
J28	Marshall	L	63-65
J30	Bluefield	W	81-61
F2	Bucknell	L	60-63
F4	East Tennessee State	W	60-53
F6	William & Mary	W	50-48
F9	Appalachian State	W	64-56
F12	at The Citadel	L-ot	61-64
F14	at Furman	L	58-63
F18	at Western Carolina	L	54-61
F21	at Davidson	L	63-71
F23	at East Tennessee State	L-ot	70-71
F25	The Citadel	L	53-69
F27	Richmond	W	48-47
M1	Western Carolina *	W-ot	65-63
M2	Chattanooga *	W-ot	71-69
M3	Marshall *	L	65-70

1863-1816

*- Southern Conference Tour. in Asheville, N.C.

1985-1986
Overall Record: 11-17 **SoCon:** 5-11 (7th)
Head Coach: Marty Fletcher

N23	Christopher Newport	W	63-52
N25	Averett	W	106-67
N26	Radford	W	69-59
D2	James Madison	W	91-88
D4	at Virginia	L	58-101
D10	at Richmond	L	61-69
D11	Lynchburg	W	76-72
D30	at Kentucky %	L	55-93
J9	at Appalachian State	W	63-56
J11	at East Tennessee State	L	74-88
J16	Marshall	L	82-84
J18	Furman	W	71-64
J20	The Citadel	W	66-64
J22	at William & Mary	L	64-71
J25	Western Carolina	L	55-57
J27	Chattanooga	L	70-72
J30	at Marshall	L	77-85
F1	at Davidson	L	68-75
F3	East Tennessee State	L	74-77
F8	at The Citadel	W	83-76
F10	at Furman	L-ot	70-72
F12	Bluefield	W	70-68
F15	at Chattanooga	L	64-74
F17	at Western Carolina	L-ot	96-99
F19	Virginia Tech	L	73-88
F22	Appalachian State	L	67-69
F24	Davidson	W	76-70
F28	Davidson *	L	62-71

2004-2081

*- Game Played in Louisville, Ky.
 *- Southern Conference Tour. in Asheville, N.C.

1986-1987
Overall Record: 11-17 **SoCon:** 5-11 (6th)
Head Coach: Joe Cantafio

N30	Shenandoah	W	80-64
D1	at James Madison	L	68-74
D3	at Virginia	L	69-81
D6	Richmond	W	68-57
D8	Elon	W	77-72
D10	at Radford	L	51-56
D11	Roanoke	W	70-59
D22	at Tennessee	L	60-99
J7	at Virginia Tech	L	68-99
J10	at East Tennessee State	L	66-68
J12	Appalachian State	W	68-64
J15	Marshall	L	71-83
J17	at Furman	L	71-90
J19	at The Citadel	L-ot	78-82
J21	Bluefield	W	113-83
J24	at Western Carolina	W	65-56
J26	at Chattanooga	L	63-75
J29	at Marshall	L	77-104
J31	Davidson	L	65-90
F7	The Citadel	W	68-62
F9	Furman	L-ot	78-84
F11	William & Mary	W	76-68
F14	Chattanooga	L	60-75
F16	Western Carolina	L	62-64
F19	East Tennessee State	W	81-65
F21	at Appalachian State	W	86-84
F23	at Davidson	L	69-72
F27	Davidson *	L	63-92

1991-2122

*- Southern Conference Tour. in Asheville, N.C.

1987-1988
Overall Record: 13-17 **SoCon:** 6-10 (7th)
Head Coach: Joe Cantafio

N30	Bridgewater	W-ot	78-77
D2	Radford	L	68-88
D5	at Georgetown	L	45-81
D9	Roanoke	L	50-51
D12	Shenandoah	W	71-55

D28	at Texas	L	76-85
J2	at Oral Roberts	W	84-78
J6	at Richmond	L	55-88
J11	at William & Mary	L	59-69
J13	Davidson	L	64-66
J16	at East Tennessee State	L	65-86
J18	at Appalachian State	L	82-98
J21	Marshall	L	62-64
J23	Furman	W	69-60
J25	The Citadel	W	77-63
J27	Bluefield	W	94-80
J30	Western Carolina	L	79-80
F1	Chattanooga	W	68-61
F4	at Marshall	L-ot	91-95
F6	at Davidson	W	59-55
F8	East Tennessee State	L	61-77
F11	James Madison	W	71-66
F13	at The Citadel	L	59-64
F15	at Furman	L	64-82
F20	Appalachian State	W	66-65
F27	at Chattanooga	L	70-77
F29	at Western Carolina	W	75-69
M4	Furman *	W	78-73
M5	East Tennessee State *	W	79-60
M6	Chattanooga *	L	61-75

2080-2188

*- Southern Conference Tour. in Asheville, N.C.

1988-1989
Overall Record: 11-17 **SoCon:** 5-9 (7th)
Head Coach: Joe Cantafio

N28	at James Madison	L	92-94
D1	Shenandoah	W	78-58
D5	at Tennessee	L-ot	82-84
D8	Eastern Mennonite	W	96-50
D10	UNC Greensboro	W	76-55
D30	at N.C. State	L	79-105
J7	at UNC Asheville	L	70-74
J9	at Marshall	W	63-61
J14	at Western Carolina	L	71-75
J16	at Chattanooga	L-ot	76-80
J19	Virginia Tech !	L-ot	83-90
J21	Furman	W-ot	91-82
J23	The Citadel	L	61-73
J25	Bluefield	W	95-75
J28	East Tennessee State	L	81-91
J30	at Appalachian State	L	69-76
F2	Richmond	L	79-87
F4	Marshall	W	65-63
F6	William & Mary	W	66-64
F9	at Radford	W	76-66
F11	Chattanooga	W	68-66
F13	Western Carolina	W	79-66
F16	at Virginia	L	79-92
F18	at The Citadel	L	79-88
F20	at Furman	L	71-87
F25	Appalachian State	L	60-67
F27	at East Tennessee State	L	80-82
M3	Furman *	L	73-81

2138-2132

I- Game Played in Roanoke, Va.
 *- Southern Conference Tour. in Asheville, N.C.

1989-1990
Overall Record: 14-15 **SoCon:** 7-7 (T-4th)
Head Coach: Joe Cantafio

N27	Lynchburg	W	87-65
D30	UNC Asheville	L	77-83
N22	James Madison !	L	61-91
D4	at Richmond	L-ot	77-78
D6	UNC Greensboro	W	76-50
D21	at Texas	L	74-98
D23	at Arkansas \$	L	61-92
D28	vs. Brown #	W	82-59
D29	at Mount St. Mary's #	L	77-86
J8	at Marshall	L	68-72
J13	at Western Carolina	L	66-72

J15	at Virginia	L	78-89
J18	Radford	W	95-64
J20	at Furman	L	71-94
J22	at The Citadel	L	73-89
J24	Chattanooga	W	75-72
J27	East Tennessee State	W	78-77
J29	Appalachian State	W	73-71
J31	Bluefield	W	95-46
F3	Marshall	W-ot	82-77
F5	at William & Mary	W	86-66
F10	at Chattanooga	L	63-78
F12	Western Carolina	W	70-56
F16	The Citadel	W	77-76
F19	Furman	W	84-75
F24	at Appalachian State	L	75-80
F26	at East Tennessee State	L	81-100
M2	Chattanooga *	W	83-69
M3	East Tennessee State *	L	94-99

2239-2224

I- Game Played in Roanoke, Va.
 \$- Game Played in Little Rock, Ark.
 #- Mount St. Mary's Holiday Tournament in Emmitsburg, Md.
 *- Southern Conference Tour. in Asheville, N.C.

1990-1991

Overall Record: 10-18 **SoCon:** 5-9 (6th)
Head Coach: Joe Cantafio

N23	at Virginia Tech	L	77-79
N26	Bluefield	W	91-76
N28	Bridgewater	W	65-48
N30	at Liberty	W	69-61
D3	at Radford	L	61-62
D7	at Cornell #	L	80-93
D8	vs. Kent State #	L	61-65
D18	at Alabama	L	45-79
D20	at Vanderbilt	L	60-79
J5	at Furman	L	67-87
J7	at The Citadel	W	77-65
J10	at UNC Asheville	W	74-66
J12	Western Carolina	W	85-74
J14	Chattanooga	L	67-73
J19	Marshall	L	71-77
J21	Richmond	W	80-75
J23	William & Mary	L	46-58
J26	East Tennessee State	L	66-97
J28	at Appalachian State	L	72-78
F2	The Citadel	W	85-67
F4	Furman	W	80-79
F9	at Chattanooga	L	73-101
F11	at Western Carolina	L	64-80
F16	at Marshall	W	96-95
F21	at James Madison	L	67-82
F23	Appalachian State	L	70-83
F25	East Tennessee State	L	76-88
M1	Appalachian State *	L	72-100

1997-2167

#- U.S. Air Cornell Classic in Ithaca, N.Y.
 *- Southern Conference Tour. in Asheville, N.C.

1991-1992

Overall Record: 10-18 **SoCon:** 3-11 (T-6th)
Head Coach: Joe Cantafio

N25	Shenandoah	W	100-71
N29	at Weber State #	L	65-83
N30	vs. Army #	L	53-59
D4	Radford	W	79-69
D7	Liberty	L	55-64
D18	at Wake Forest	L	43-74
D30	at Dayton	L	56-84
J8	at Richmond	L	59-76
J11	at Western Carolina	W	79-74
J13	at Chattanooga	L	69-83
J16	Winthrop	W	67-52
J18	at Marshall	W-2ot	74-69
J22	Bluefield	W	105-71
J25	East Tennessee State	L	68-80





YEAR-BY-YEAR RESULTS

J27	Appalachian State	L	67-80
J29	UNC Asheville	W	62-51
F1	at The Citadel	L	60-66
F3	at Furman	L	57-74
F8	Chattanooga	L	75-85
F10	Western Carolina	L	88-89
F13	at Winthrop	W	71-63
F15	Marshall	L	72-79
F18	at William & Mary	W	76-68
F22	at Appalachian State	L	65-88
F24	at East Tennessee State	L	84-92
F29	Furman	L	65-72
M2	The Citadel	W	64-60
M6	Chattanooga *	L	49-84

F14	Western Carolina	W	79-76
F16	at East Tennessee State	L	69-97
F19	Georgia Southern	L	61-63
F21	The Citadel	L	57-80
F26	Furman	L	64-67
F28	at Davidson	L	65-79
M3	Marshall *	W	84-62
M4	Davidson *	L	61-71

1891-2131

*- Southern Conference Tour. in Asheville, N.C.

1994-1995

Overall Record: 10-17 SoCon: 6-8 (4th-North)

Head Coach: Bart Bellairs			
N28	Centenary (N.J.)	W	93-76
N29	Bluefield	W	96-72
D3	Richmond	L	85-105
D7	at Virginia Tech	L	75-110
D10	at Radford	L	93-99
D17	at North Carolina	L	89-129
D19	at Virginia	L	73-100
J7	at Alabama	L	67-93
J9	at Navy	L	83-101
J14	at Western Carolina	L-ot	77-90
J16	Marshall	L	87-112
J21	at Davidson	L	75-83
J23	East Tennessee State	L	69-89
J26	William & Mary	L	86-95
J28	at Appalachian State	W	89-85
J30	Chattanooga	W	72-63
F4	Georgia Southern	W	84-79
F6	at The Citadel	L	69-84
F11	at East Tennessee State	W	80-78
F13	at Furman	L	59-60
F15	Lynchburg	W	84-66
F18	at Marshall	L	62-107
F20	Davidson	W	81-75
F22	Army	W	91-67
F25	Appalachian State	L	89-92
F27	The Citadel	W	75-66
M2	vs. Georgia Southern *	L	71-94

2154-2370

*- Southern Conference Tour. in Asheville, N.C.

1995-1996

Overall Record: 18-10 SoCon: 10-4 (2nd-North)

Head Coach: Bart Bellairs			
N25	at N.C. State	L	78-104
N28	Washington & Lee	W	100-62
N30	at Penn State	L	73-99
D2	Radford	W	110-103
D4	Lynchburg	W	107-74
D9	at Virginia Tech	L	67-99
D21	Eastern Mennonite	W	91-62
J3	Winthrop	W	101-78
J6	at Richmond	W	77-65
J15	at Marshall	L	71-78
J17	at William & Mary	L	49-90
J22	at East Tennessee State	W	96-86
J27	Appalachian state	W	84-64
J29	at Chattanooga	L	69-71
J31	at Davidson	L	79-86
F3	Wofford	W	80-66
F5	The Citadel	W	91-52
F7	at Georgia Southern	W	71-48
F10	East Tennessee State	W	82-79
F12	Furman	W	83-57
F14	Western Carolina	W	90-73
F17	Marshall	W	103-94
F19	Davidson	L	76-95
F22	North Carolina	L	76-99
F24	at Appalachian State	W	85-75
F26	at The Citadel	W	85-83
M1	Furman *	W-ot	91-89
M2	Western Carolina *	L-ot	93-97

2358-2228

*- Southern Conference Tour. in Greensboro, N.C.

1996-1997

Overall Record: 12-16 SoCon: 7-7 (4th-North)

Head Coach: Bart Bellairs			
N22	Albright	W	111-53
N24	at Wake Forest	L	63-92
D5	at Navy	L	62-68
D7	Washington & Lee	W	112-67
D10	at Radford	L	68-70
D15	North Carolina	L	61-105
D18	Eastern Mennonite	W	107-61
D21	at Winthrop	W	96-78
D30	at Florida International	L	63-91
J4	at Charlotte	L	76-96
J6	at Appalachian State	L	72-77
J8	at Richmond	L	77-83
J11	Chattanooga	L	76-91
J13	Georgia Southern	W	75-61
J16	at Wofford	L	65-86
J18	at The Citadel	W	86-76
J20	at East Tennessee State	W	57-54
J25	at Furman	W	62-60
J27	Marshall	W	97-92
F1	at Davidson	L	67-77
F3	Appalachian State	W	78-65
F8	The Citadel	L	74-81
F10	at Western Carolina	L	65-84
F15	at Marshall	L	77-79
F17	Davidson	L	77-97
F23	East Tennessee State	W	97-75
F27	Furman *	W-ot	87-84
F28	Chattanooga *	L	62-84

2170-2187

*- Southern Conference Tour. in Greensboro, N.C.

1997-1998

Overall Record: 14-13 SoCon: 8-7 (3rd-North)

Head Coach: Bart Bellairs			
N15	at Wake Forest	L	70-88
N18	Elon	W	85-69
N25	at Old Dominion	L	69-94
D2	West Virginia Tech	W	95-54
D6	Charlotte	L	70-88
D14	Penn State	W	71-68
D20	Lynchburg	W	113-59
D22	at Virginia	L	55-92
D31	at Virginia Tech	W	73-65
J3	at Georgia Southern	W-2ot	76-73
J6	UNC Greensboro	W	68-65
J10	Appalachian State	L	71-76
J12	at Davidson	W	61-58
J14	Shenandoah	W	97-64
J17	at Western Carolina	W	80-78
J19	The Citadel	L	62-67
J24	at Chattanooga	L	66-79
J26	at UNC Greensboro	L	60-72
J31	Western Carolina	W	94-80
F2	at Wofford	W	92-80
F7	at Army	L	76-78
F10	Furman	W-ot	87-81
F14	at Appalachian State	L	74-94
F16	Davidson	L	66-90
F19	at East Tennessee State	L	66-78
F21	East Tennessee State	W	74-65
F27	vs. The Citadel *	L	66-77

2037-2022

*- Southern Conference Tour. in Greensboro, N.C.

1998-1999

Overall Record: 12-15 SoCon: 9-7 (4th-North)

Head Coach: Bart Bellairs			
N14	Elon	L	84-85
N16	at Penn State	L	66-90
N24	at Old Dominion	L	69-103
N30	Wake Forest	L	61-75
D2	at Elon	L	67-70
D5	Randolph-Macon	W	81-55
D7	at UNC Greensboro	W	86-84

D10	at UNC Charlotte	L	57-92
D18	Shenandoah	W	90-53
D22	at Virginia	L	64-82
J2	at East Tennessee State	W	58-55
J4	Davidson	L	64-85
J9	at Appalachian State	L	64-100
J11	at Western Carolina	W	91-72
J16	Georgia Southern	W	65-59
J18	Wofford	W	58-56
J23	Western Carolina	W	85-73
J25	at Davidson	L	66-76
J27	Southern Virginia	W	85-67
F30	at Furman	L	51-84
J1	at The Citadel	W-ot	74-72
F6	East Tennessee State	L	81-83
F8	at College of Charleston	L	59-85
F13	Appalachian State	L	65-83
F15	UNC Greensboro	W	82-67
F20	Chattanooga	W	73-57
F25	vs. Furman *	L	49-57

1897-2020

*- Southern Conference Tour. in Greensboro, N.C.

1999-2000

Overall Record: 6-23 SoCon: 1-15 (6th-North)

Head Coach: Bart Bellairs			
N19	Southern Virginia	W	99-73
N20	Warren Wilson	W	85-38
N21	at Virginia	L	57-98
N26	vs. Oral Roberts !	W	56-44
N28	at Hawaii !	L	61-78
D1	Bluefield	W	82-76
D2	Ferrum	W	97-65
D6	Virginia Tech	L	46-65
D8	Old Dominion	L	62-71
D18	at Notre Dame	L	66-79
D21	at Virginia Commonwealth	L	86-101
D28	at Florida	L	68-113
J4	at UNC Greensboro	L	71-82
J8	College of Charleston	L-ot	69-77
J10	at Chattanooga	L	73-84
J15	The Citadel	L-ot	84-87
J17	at Appalachian State	L	72-97
J22	at Davidson	L	69-80
J24	UNC Greensboro	L	61-75
J29	East Tennessee State	L	64-75
J31	at Georgia Southern	L	67-69
F5	Western Carolina	L	82-85
F7	at Wofford	L	69-83
F12	at East Tennessee State	L	60-72
F14	Appalachian State	W	78-69
F19	at Western Carolina	L	71-88
F21	Davidson	L	58-71
F26	Furman	L	68-71
M2	Wofford *	L	72-81

2064-2247

!- United Airlines Invitational in Honolulu, Hawaii

*- Southern Conference Tour. in Greenville, S.C.

2000-2001

Overall Record: 9-19 SoCon: 5-11 (5th-North)

Head Coach: Bart Bellairs			
N18	at Virginia Tech	L	68-92
N20	at James Madison	L	69-87
N29	Howard	W	74-57
D2	at Howard	L	88-91
D4	Virginia	L	70-89
D16	Morehead State	L	48-57
D6	at Old Dominion	L	81-89
D18	Randolph-Macon	W	75-62
D20	Mary Washington	W	77-47
D28	at South Carolina	L	68-82
J3	at Appalachian State	L	72-81
J6	Western Carolina	W	70-69
J10	at Furman	W	71-66
J13	at The Citadel	L	64-79
J15	UNC Greensboro	L	69-73





YEAR-BY-YEAR RESULTS

J20	at Davidson	L	60-68
J24	East Tennessee State	L	60-74
J27	at Western Carolina	L	62-82
J30	Davidson	L	67-70
F3	Chattanooga	W	83-77
F5	at UNC Greensboro	L	58-79
F10	Wofford	W	68-60
F12	Georgia Southern	L	73-78
F15	at Charleston Southern	W	63-57
F17	at College of Charleston	L	53-71
F21	at East Tennessee State	L	62-75
F24	Appalachian State	W	73-51
M1	vs. Georgia Southern *	L	59-76

1905-2039
*- Southern Conference Tour. in Greenville, S.C.

2001-2002

Overall Record: 10-18 SoCon: 5-11 (5th-North)
Head Coach: Bart Bellairs

N16	Mary Washington	W	76-51
N28	at Morehead State	L	87-98
D3	at Virginia Tech	L	73-74
D5	at Kentucky	L	57-99
D8	St. Mary's (Md.)	W	98-72
D12	Charleston Southern	W	90-69
D15	Eastern Mennonite	W	77-51
D22	at Villanova	L	91-104
D28	at Richmond !	W	82-80
D29	vs. James Madison !	L	84-94
J2	Western Carolina	L	80-90
J5	at Georgia Southern	L	60-100
J8	UNC Greensboro	L	74-80
J12	at East Tennessee State	L	90-101
J16	at Davidson	L	68-79
J19	College of Charleston	L	55-63
J21	at Appalachian State	W	93-91
J24	at Virginia	L	59-93
J26	Furman	W	76-68
J30	East Tennessee State	L	77-96
F2	at Wofford	L	68-78
F4	Appalachian State	W	88-81
F9	at Western Carolina	W-ot	97-91
F11	at Chattanooga	L	64-91
F16	at UNC Greensboro	L	71-74
F18	The Citadel	L	55-75
F23	Davidson	W	81-77
F28	vs. The Citadel *	L	70-80

2141-2300
I- Spider Invitational in Richmond, Va.
*- Southern Conference Tour. in Charleston, S.C.

2002-2003

Overall Record: 10-20 SoCon: 3-13 (5th-North)
Head Coach: Bart Bellairs

N23	Liberty	W	68-54
N25	at Tennessee	L	56-88
D1	at St. Francis (Pa.)	W	76-59
D5	at Virginia Tech	L	66-71
D7	UVA-Wise	W	77-66
D10	at Liberty	L	69-77
D14	Eastern Mennonite	W	100-57
D20	Mary Washington	L	56-60
D28	vs. Norfolk State !	L	69-70
D29	vs. Harvard !	W	71-67
D31	at Georgetown	L	48-55
J5	at Western Carolina	L	56-78
J11	Georgia Southern	L	84-91
J13	at UNC Greensboro	L	57-76
J18	East Tennessee State	L	62-67
J21	Davidson	W	61-60
J24	Appalachian State	L	68-85
J27	at College of Charleston	L	56-81
F1	at Furman	L	55-61
F4	at East Tennessee State	L	76-93
F8	Wofford	L-ot	93-94
F10	at Appalachian State	L	64-83
F15	Western Carolina	L	58-61

F18	Chattanooga	L	52-77
F22	UNC Greensboro	W	61-60
F24	at The Citadel	W	68-59
M1	at Davidson	L	49-84
M5	vs. Furman *	W	62-56
M6	vs. Davidson *	W	66-60
M7	vs. Chattanooga *	L	58-77

1952-2147
I- Spider Invitational in Richmond, Va.
*- Southern Conference Tour. in Charleston, S.C.

2003-2004

Overall Record: 6-22 Big South: 4-12 (7th)
Head Coach: Bart Bellairs

N20	vs. Washington State !	L	46-66
N22	vs. Texas-San Antonio !	L	52-68
N23	vs. Binghamton !	L	63-72
D2	Southern Virginia	W	85-62
D5	Virginia	L	56-78
D10	at Virginia Tech	L	56-80
D13	Eastern Mennonite	W	107-94
D21	St. Francis (Pa.)	L	62-66
D23	at Louisville	L	56-107
D29	at Old Dominion	L	52-74
J3	at UNC Asheville	L	48-61
J8	Radford	W	69-58
J10	at Winthrop	L	62-78
J14	at High Point	L	82-80
J17	Birmingham-Southern	L	49-82
J20	at Liberty	L	46-66
J26	Coastal Carolina	L	32-49
J28	Charleston Southern	W	53-50
J31	Winthrop	W	68-61
F4	at Radford	L	46-63
F9	at James Madison	L	65-76
F11	UNC Asheville	L	51-59
F14	at Coastal Carolina	L	44-60
F16	at Charleston Southern	L	49-64
F21	Liberty	W	61-52
F25	High Point	L	75-76
F28	at Birmingham-Southern	L	55-67
M2	at High Point *	L	43-75

1608-1942
I- BP Top of the World Classic in Fairbanks, Alaska
*- Big South Tournament

2004-2005

Overall Record: 9-18 Big South: 3-13 (9th)
Head Coach: Bart Bellairs

N22	Southern Virginia	W	71-33
N28	at Navy	W	78-73
D1	at Old Dominion	L	38-86
D4	Virginia Tech	W	72-66
D8	at Longwood	W-ot	69-64
D11	Towson	L	69-84
D13	Bluefield	W	77-70
D28	at New Orleans	L	49-62
D31	at Tulane	L	74-82
J5	at Loyola (Md.)	L	69-70
J8	Charleston Southern	L	67-78
J10	Coastal Carolina	L	68-79
J15	at UNC Asheville	L	77-87
J19	Radford	L	62-78
J24	at Liberty	L	71-91
J26	at High Point	L	72-88
J29	Birmingham-Southern	L	59-66
J31	at Winthrop	L	49-66
F5	at Coastal Carolina	L	70-75
F7	at Charleston Southern	L	50-56
F10	Longwood	W	65-52
F12	UNC Asheville	L	72-77
F14	at Radford	W	67-54
F17	Liberty	W	73-67
F19	at Birmingham-Southern	L	48-60
F23	Winthrop	L	48-63
F26	High Point	W	69-61

1748-1893

2005-2006

Overall Record: 7-20 Big South: 2-14 (9th)
Head Coach: Duggar Baucom

N21	Army	L	49-53
N23	at N.C. State	L	55-75
N26	at James Madison	L	61-74
N30	Old Dominion	L	62-77
D2	UVA-Wise	W	80-50
D5	Ferrum	W	97-74
D8	at Army	W	72-63
D10	Southern Virginia	W	105-59
D21	at Towson	W	80-78
D29	Loyola (Md.)	L	79-87
D31	at Maryland	L	68-99
J5	Charleston Southern	L	73-76
J7	Coastal Carolina	W	88-77
J12	High Point	L	90-100
J14	Liberty	W	84-68
J18	at Birmingham-Southern	L	53-75
J21	at UNC Asheville	L	65-83
J26	at Radford	L	77-101
J30	Winthrop	L	69-74
F2	at Liberty	L	67-71
F4	Birmingham-Southern	L	59-74
F8	at Winthrop	L	65-98
F11	UNC Asheville	L	74-82
F15	at High Point	L	72-73
F18	at Charleston Southern	L	48-59
F20	at Coastal Carolina	L	63-76
F23	Radford	L	69-77

1924-2053

2006-2007

Overall Record: 14-19 Big South: 5-9 (6th)
Head Coach: Duggar Baucom

N10	at Ohio State !	L	69-107
N11	vs. Princeton !	L	68-73
N12	vs. South Dakota State !	W	104-89
N15	Virginia Intermont	W	156-95
N20	Southern Virginia	W	144-127
N22	at James Madison	L	87-89
N25	at Howard	L	111-116
N28	at Army	L	72-79
D1	vs. Cornell @	L	94-99
D2	vs. Jacksonville State @	L	85-87
D6	Lees-McRae	W	135-75
D9	Mercer	L	103-105
D11	South Carolina State	W	99-87
D20	at Richmond	W	93-84
D30	at Penn State	L	111-129
J6	at Winthrop	L	76-108
J10	High Point	L	104-115
J13	Charleston Southern	W	116-83
J15	Coastal Carolina	L	97-99
J18	Bridgewater	W	125-95
J22	at UNC Asheville	W	102-97
J25	Radford	W	103-94
J27	at Liberty	L	117-122
J31	Winthrop	L	96-109
F3	at Coastal Carolina	L	99-108
F5	at Charleston Southern	W	105-97
F10	UNC Asheville	W	102-88
F14	at Radford	L	107-114
F21	Liberty	L	108-118
F24	at High Point	L	92-109
F27	at Liberty *	W	79-78
M1	vs. High Point #	W	91-81
M3	at Winthrop *	L	81-84

3331-3240
I- BCA Classic in Columbus, Ohio
@- William & Mary Tip-Off Classic in Williamsburg, Va.

*- Big South Conference Tournament
#- Big South Conference Tour. in Rock Hill, S.C.

2007-2008

Overall Record: 14-15 Big South: 6-8 (T-5th)
Head Coach: Duggar Baucom

N9	vs. Northern Colorado !	L	97-104
N10	vs. Dartmouth !	L	87-98
N14	West Virginia Wesleyan	W	135-81
N21	James Madison	W	90-83
N25	at Ohio State	L	57-90
N28	Columbia Union	W	156-91
D1	Army	L	69-71
D4	at South Carolina State	L	88-89
D8	Howard	W	95-59
D10	Apprentice	W	112-96
D20	at William & Mary	W	83-72
D30	at Richmond	L	69-71
J2	at Mercer	W	102-99
J8	Southern Virginia	W	123-85
J12	at Charleston Southern	W-ot	93-91
J14	at Coastal Carolina	W	107-100
J19	UNC Asheville	L-ot	87-90
J23	at Winthrop	L	41-85
J28	Liberty	L	81-87
F2	at High Point	L	71-90
F5	Radford	L	102-108
F9	Coastal Carolina	W	88-83
F11	Charleston Southern	W	109-85
F16	at UNC Asheville	W	97-75
F20	Winthrop	L	70-80
F23	at Radford	L-ot	83-86
F26	at Liberty	W	81-79
M1	High Point	L	88-99
M4	at Liberty *	L	88-103

2649-2530
I- Air Force Classic in USAFA, Colo.
*- Big South Conference Tournament

2008-2009

Overall Record: 24-8 Big South: 13-5 (2nd)
Head Coach: Duggar Baucom

N14	at Kentucky	W	111-103
N16	at Virginia	L	97-107
N18	Maryland Bible	W	118-72
N20	Stevenson	W	133-72
N24	at Campbell	W	97-92
N29	at Jacksonville State	L	67-95
D3	Winthrop	W	92-74
D6	at UNC Asheville	W	114-105
D9	Campbell	W	88-76
D13	Southern Wesleyan	W	113-94
D21	at Army	W	62-55
D31	Richmond	W	73-70
J3	at Gardner-Webb	W	96-92
J5	at Charleston Southern	W	93-90
J10	Coastal Carolina	W	103-102
J12	Presbyterian	W	90-75
J17	Liberty	L	80-91
J21	at Radford	W	87-72
J24	High Point	W	92-85
J29	Southern Virginia	W	113-92
F2	UNC Asheville	L-ot	95-103
F4	at Winthrop	W-ot	110-106
F7	Gardner-Webb	W	94-88
F9	Charleston Southern	W	82-76
F14	at Coastal Carolina	L	97-100
F16	at Presbyterian	L	57-63
F21	Radford	L	90-97
F24	at Liberty	W	109-72
F28	at High Point	W	81-76
M3	Coastal Carolina *	W	96-76
M5	vs. Liberty #	W	78-58
M7	at Radford *	L	94-108

3002-2737
*- Big South Conference Tournament
#- Big South Conference Tour. in Radford, Va.