









Heat 1

PLACE	ATHLETE	TIME
1	 Marco Langon <i>Villanova</i> JR	3:32.79
2	Jake Heyward <i>Unattached</i>	3:34.18
3	 Chris Caudillo <i>Cal Poly</i> JR	3:35.13
4	 Damian Garcia <i>Chico State</i> JR	3:35.61
5	 Carson Smith <i>Cal Poly</i> SR	3:36.11
6	Isaiah Givens <i>Unattached</i> SR	3:40.46
7	 Ziad Audah <i>BELGIUM</i> FR	3:41.52
8	 Housem Hrabi <i>Adams State</i> FR	3:45.76
9	 Jack Gumm <i>Adams State</i> JR	3:57.78
DNF	 Aidan McCarthy <i>Cal Poly</i> SR	
DNF	Craig Engels <i>Unattached</i>	

Mens 1500 Run

Start Time: 7:50 PM

Live









Results

Splits

Results By Heat

Start List

Performance List

PLACE	ATHLETE	TIME	300M	700M	1100M	1500M
1	 Marco Langon <i>Villanova</i> JR	3:32.79	42.78	1:40.18 57.40	2:37.20 57.02	3:32.79 55.60
2	Jake Heyward <i>Unattached</i>	3:34.18	43.32	1:40.66 57.34	2:37.88 57.22	3:34.18 56.30
3	 Chris Caudillo <i>Cal Poly</i> JR	3:35.13	43.01	1:40.42 57.41	2:37.57 57.15	3:35.13 57.57
4	 Damian Garcia <i>Chico State</i> JR	3:35.61	43.85	1:41.36 57.51	2:38.55 57.20	3:35.61 57.07
5	 Carson Smith <i>Cal Poly</i> SR	3:36.11	43.53	1:40.88 57.36	2:38.12 57.24	3:36.11 57.99
6	Isaiah Givens <i>Unattached</i> SR	3:40.46	43.67	1:41.27 57.60	2:39.51 58.25	3:40.46 1:00.95
7	 Arrin Sagiraju <i>UCLA</i> FR	3:41.15	45.61	1:44.43 58.82	2:43.15 58.72	3:41.15 58.01
8	 Ziad Audah <i>BELGIUM</i> FR	3:41.52	43.76	1:41.71 57.96	2:42.25 1:00.55	3:41.52 59.27
9	 Andreas Dybdahl <i>UCLA</i> SO	3:42.07	44.60	1:43.28 58.69	2:42.09 58.81	3:42.07 59.98
10	 Jack Falkowski <i>UCLA</i> FR	3:42.11	45.19	1:44.11 58.92	2:43.30 59.19	3:42.11 58.82