

Women's 4x100

Final

Results

PLACE	ATHLETE	MARK	LN/POS
5	UMass Amherst [A] Jillian Strynar, Ashley Johnson, Chloe Guthrie, Jana DeRaedt	46.66	2 (1) 5
1	Penn [A] Sofia Swindell, Milan Ramey, Rianna Floyd, Jailyn Milord		
2	Princeton [A] Brooke Jackson, Maisha Atkinson, Laila Payne, Soraya Patterson	46.88	1 (5) 8
3	Cornell [A] Divine Bamgboye, Brianna Beckham, Natasha Redmond, Olivia Walte	48.22	2 (2) 6
4	Army West Point [A] Saige Acosta, Chadon Foreman, Faith Kibbe, Simone Tillman	49.03	2 (3) 7
	NJIT [A] Alexis Hardy, Jacquelyn Rolle, Jahzara Emeli, Morgan Mims		
	Navy [A] Caroline Rey, Sophia Richter, Savannah Swanda, Jia Anderson		1 4

Heat-by-Heat

Heat 1

PL	ATHLETE	MARK	LN/POS
1 (1)	Penn Penn [A]	44.72	6
2 (2)	Princeton Princeton [A]	45.46	5

3 (3)	Cornell Cornell [A]	45.56	7
4 (4)	Army West Point Army West Point [A]	46.03	3
5 (6)	Columbia Columbia [A]	46.88	8
DNF	Navy Navy [A]		4
2 (7)	Delaware Delaware [A]	48.22	6
3 (8)	NJIT NJIT [A]	49.03	7

Heat 2

PL	ATHLETE	MARK	LN/POS
1 (5)	UMass Amherst UMass Amherst [A]	46.66	5

Women's 4x400

Final

Results

PLACE	ATHLETE	MARK	LN/POS
1	Penn [A] Rianna Floyd, Sofia Swindell, Jailyn Milord, Amelia Kristen	3:50.93	1:56.99 - PI: 2
2	Cornell [A] Elise Sawyer, Rachel Bethke, Sophia Comfere, Francine Stevens	3:51.53	1:56.74 - PI: 1
3	Navy [A] Peighton Marrero, Savannah Swanda, Chinenye Obasi, Sophia Richter	3:59.90	2:00.05 - PI: 6
4	Army West Point [A] Sabrina Sardar, Lauren Gallagher, Alma Lazo Cazares, Grace Coppel	4:06.90	2:05.13 - PI: 4
5	UMass Amherst [A] Ashley Johnson, Leila Metres, Ali Murphy, Ingibjorg Sigurdardottir	4:07.38	2:03.22 - PI: 3
	Monmouth [A] Rachael Collins, Marion Jacobs, Caden Simpson, Lucy Tobia		2:54.32 57.33 56.62 PI: 1 1
	Maryland-Eastern Shore [A] Tayla Wilson, Shennell Simms, Rihanna Gayle, Boluwatito Ogundairo		2:53.81 - PI: 1
	Navy [B] Bennett Pidro, Morgan Blackford, Brooke Magistrelli, Samaria Williams		2:58.98 58.94 1:00.92 PI: 6
	Colgate [A] Elizabeth Manly, Oonagh Last, Emma Bergfalk, Ashley Crane		3:05.46 1:00.33 1:01.44 PI: 3 1
	NJIT [A] Jenna Keith, Kellyn Coler, Abigail Bugasch, Ayomide Sopeju		3:04.60 1:01.39 1:02.78 PI: 4 -1
	Columbia [A] Kylie Castillo, Kennedy Poullard, Josie Rempe, Omolade Dada		

Heat-by-Heat

Heat 1

PL	ATHLETE	MARK	LN/POS
1 (1)	Penn Penn [A]	3:33.51	5
2 (2)	Cornell Cornell [A]	3:40.62	7
3 (3)	Navy Navy [A]	3:46.36	3

4 (4)	Army West Point Army West Point [A]	3:46.95	6
5 (5)	UMass Amherst UMass Amherst [A]	3:49.78	2
6 (8)	Navy Navy [B]	3:59.90	4
DNS	Columbia Columbia [A]		8
2 (7)	Maryland-Eastern Shore Maryland-Eastern Shore [A]	3:51.53	7
3 (9)	Colgate Colgate [A]	4:06.90	4
4 (10)	NJIT NJIT [A]	4:07.38	5

Heat 2

PL	ATHLETE	MARK	LN/POS
1 (6)	Monmouth Monmouth [A]	3:50.93	6

Women's 100m

Final

Results

PLACE	ATHLETE	RESULT	WIND	HEAT	L 8
1	Milan Ramey Penn [SO]	11.90	-0.5 m/s	2 (1)	7
2	Olivia Walters Cornell [SO]	11.97	-0.5 m/s	2 (2)	6
3	Jordyn Reed Penn [JR]	11.98	-2.5 m/s	1 (1)	3
4	Daniella Oyenuga Penn [SR]	11.99	-2.5 m/s	1 (2)	4
5	Natasha Redmond Cornell [SO]	12.00	-2.5 m/s	1 (3)	6
6	Jonnelle Lewis Monmouth [FR]	12.02	-0.5 m/s	2 (3)	2
7	Jailyn Milord Penn [FR]	12.03	-2.5 m/s	1 (4)	7
	Jillian Strynar UMass Amherst [SO]	12.10	-0.5 m/s	2 (4)	4
	Simone Castelluccio Penn [JR]	12.16	-0.5 m/s	2 (5)	3
	Franziska Burchett Princeton [JR]	12.19	0.3 m/s	3 (1)	7
	Addyson White Penn State [SO]	12.20	-0.5 m/s	2 (6)	5
	Sean O'Brien Columbia [SO]	12.21	-0.5 m/s	2 (7)	8
	Caroline Rey Navy [SR]	12.23 12.224	-2.5 m/s	1 (6)	1

15	Dani Prunzik Penn State [SO]	12.23 12.228	0.3 m/s 3 (2)	28	Josie Rempe Columbia [SO]	12.49	-0.7 m/s 5 (2)	1
16	Katiana Gilbert Monmouth [SO]	12.24 12.234	0.3 m/s 3 (3)	29	Jayla Lee Maryland-Eastern Shore [SO]	12.51	-0.9 m/s 4 (3)	4
17	Alexandria North Penn State [SO]	12.24 12.237	-0.7 m/s 5 (1)	30	Samara Jones Rider [SR]	12.65	-0.9 m/s 4 (4)	5
18	Simone Tillman Army West Point [FR]	12.26	0.3 m/s 3 (4)	31	Janaya Goins Delaware State [FR]	12.66	-0.9 m/s 4 (5)	3
19	Kaila O'Connor Columbia [SO]	12.28 12.271	0.3 m/s 3 (5)	32	Taylor Johnson Rider [SR]	12.67	-0.9 m/s 4 (6)	6
20	Lila Ziegler Temple [SO]	12.28 12.273	-2.5 m/s 1 (7)	33	Lore Olakunle Villanova [JR]	12.68 12.675	-0.7 m/s 5 (3)	6
21	Alexis Hardy Delaware [FR]	12.32	-0.9 m/s 4 (1)	34	Milan Smith Army West Point [FR]	12.68 12.676	-0.9 m/s 4 (7)	7
22	Valencia Gosser Rider [SR]	12.34	0.3 m/s 3 (6)	35	Faith Kibbe Army West Point [SO]	12.73	-0.7 m/s 5 (4)	5
23	Jessica Cervenak Monmouth [SR]	12.37 12.361	0.3 m/s 3 (7)	36	Marleigh Lucas Delaware [FR]	12.76	-0.9 m/s 4 (8)	8
24	Mary Rozier Penn [SO]	12.37 12.362	-0.5 m/s 2 (8)	37	Marianah Lipkins Delaware State [FR]	12.78	-0.7 m/s 5 (5)	3
25	Brianna Beckham Cornell [JR]	12.40 12.392	-2.5 m/s 1 (8)	38	Gabriela Mensah Stony Brook [JR]	12.94	-0.7 m/s 5 (6)	7
26	Eva Denis Delaware [FR]	12.40 12.395	-0.9 m/s 4 (2)	39	Laney Morton Army West Point [FR]	13.14	-0.7 m/s 5 (7)	4
27	Chloe Guthrie UMass Amherst [FR]	12.43	0.3 m/s 3 (8)	DNS 6	Ryleigh Hearn Penn State [JR]			5 8

Heat-by-Heat

Heat 1

Wind: -2.5 m/s

PL	ATHLETE	MARK	LN/F		MARK	LN/F
				4 (7)	Jailyn Milord Penn [FR]	12.03 7
				5 (8)	Rianna Floyd Penn [FR]	12.09 5
1 (3)	Jordyn Reed Penn [JR]	11.98	3 6 (14)		Caroline Rey Navy [SR]	12.23 1
2 (4)	Daniella Oyenuga Penn [SR]	11.99	4 7 (20)		Lila Ziegler Temple [SO]	12.28 2
3 (5)	Natasha Redmond Cornell [SO]	12.00	6 8 (25)		Brianna Beckham Cornell [JR]	12.40 8

Heat 2

Wind: -0.5 m/s

PL	ATHLETE	MARK	LN/F		MARK	LN/F
				4 (9)	Jillian Strynar UMass Amherst [SO]	12.10 4
				5 (10)	Simone Castelluccio Penn [JR]	12.16 3
1 (1)	Milan Ramey Penn [SO]	11.90	7 6 (12)		Addyson White Penn State [SO]	12.20 5
2 (2)	Olivia Walters Cornell [SO]	11.97	6 7 (13)		Sean O'Brien Columbia [SO]	12.21 8
3 (6)	Jonnelle Lewis Monmouth [FR]	12.02	2 8 (24)		Mary Rozier Penn [SO]	12.37 1

Heat 3

Wind: 0.3 m/s

PL	ATHLETE	MARK	LN/PC		MARK	LN/F
				4 (18)	Simone Tillman Army West Point [FR]	12.26 5
				5 (19)	Kaila O'Connor Columbia [SO]	12.28 1
1 (11)	Franziska Burchett Princeton [JR]	12.19	7 6 (22)		Valencia Gosser Rider [SR]	12.34 4
2 (15)	Dani Prunzik Penn State [SO]	12.23	3 7 (23)		Jessica Cervenak Monmouth [SR]	12.37 8
3 (16)	Katiana Gilbert Monmouth [SO]	12.24	2 8 (27)		Chloe Guthrie UMass Amherst [FR]	12.43 6

Heat 4

Wind: -0.9 m/s

PL	ATHLETE	MARK	LN/F		MARK	LN/F
				4 (30)	Samara Jones Rider [SR]	12.65 5
				5 (31)	Janaya Goins Delaware State [FR]	12.66 3
1 (21)	Alexis Hardy Delaware [FR]	12.32	1 6 (32)		Taylor Johnson Rider [SR]	12.67 6
2 (26)	Eva Denis Delaware [FR]	12.40	2 7 (34)		Milan Smith Army West Point [FR]	12.68 7
3 (29)	Jayla Lee Maryland-Eastern Shore [SO]	12.51	4 8 (36)		Marleigh Lucas Delaware [FR]	12.76 8

Heat 5

Wind: -0.7 m/s

PL	ATHLETE	MARK	LN/PC		MARK	LN/F
				4 (35)	Faith Kibbe Army West Point [SO]	12.73 5
				5 (37)	Marianah Lipkins Delaware State [FR]	12.78 3
1 (17)	Alexandria North Penn State [SO]	12.24	2 6 (38)		Gabriela Mensah Stony Brook [JR]	12.94 7
2 (28)	Josie Rempe Columbia [SO]	12.49	1 7 (39)		Laney Morton Army West Point [FR]	13.14 4
3 (33)	Lore Olakunle Villanova [JR]	12.68	6 DNS		Ryleigh Hearn Penn State [JR]	8




Women's 200m

Final

Results

Wind: 1.2 m/s
















PLACE	ATHLETE	RESULT	LN/POS		MARK	LN/F
1	Maddie Pitts Unattached	23.66	7	2	Daniella Oyenuga Penn [SR]	23.99 6
				3	Maisha Atkinson Princeton [SR]	24.04 5

4	 Lila Ziegler Temple [SO]	24.20	8	DNS	 Sophia Richter Navy [JR]	3
DNS	 Brooke Jackson Princeton [SO]		4			

Women's 200m

Final





Results

PLACE	ATHLETE	RESULT	WIND	HEAT	LI	19					
1	 Kylie Castillo Columbia [SO]	24.19	2.2 m/s	3 (1)	-6	20	 Karilynn Jimenez St. Peter's [SR]	25.01	0.1 m/s	4 (3)	4
2	 Alexandria North Penn State [SO]	24.22	1.5 m/s	1 (1)	-6	21	 Katiana Gilbert Monmouth [SO]	25.12	0.5 m/s	5 (2)	7
3	 Natasha Redmond Cornell [SO]	24.26	1.5 m/s	1 (2)	-7	22	 Chinenye Obasi Navy [FR]	25.21	0.1 m/s	4 (4)	3
4	 Jordyn Reed Penn [JR]	24.43	0.2 m/s	2 (1)	-7	23	 Jayla Lee Maryland-Eastern Shore [SO]	25.30	0.6 m/s	6 (1)	6
5	 Jillian Strynar UMass Amherst [SO]	24.51	1.5 m/s	1 (3)	-8	24	 Dani Prunzik Penn State [SO]	25.35	0.1 m/s	4 (5)	5
6	 Sophie Spokes Yale [JR]	24.57	0.2 m/s	2 (2)	-4	25	 Faith Kibbe Army West Point [SO]	25.42	0.5 m/s	5 (3)	6
7	 Jonnelle Lewis Monmouth [FR]	24.69	2.2 m/s	3 (2)	-8	26	 Samaria Williams Navy [FR]	25.53	2.2 m/s	3 (4)	4
8	 Saige Acosta Army West Point [FR]	24.70	0.2 m/s	2 (3)	-5	27	 Taylor Johnson Rider [SR]	25.63	0.6 m/s	6 (2)	4
9	 Simone Tillman Army West Point [FR]	24.72	1.5 m/s	1 (4)	-5	28	 Elika Vahhaji Cornell [FR]	25.64	0.1 m/s	4 (6)	7
10	 Olivia Walters Cornell [SO]	24.82	1.5 m/s	1 (5)	-4	29	 Jane Kennedy Princeton [FR]	25.77	0.6 m/s	6 (3)	2
11	 Mimi Duffy Penn State [SO]	24.94 24.934	0.2 m/s	2 (4)	-8	30	 Gina Rubio Rider [SO]	25.80	0.6 m/s	6 (4)	3
12	 Josie Rempe Columbia [SO]	24.94 24.936	2.2 m/s	3 (3)	-5	31	 Tayla Wilson Maryland-Eastern Shore [FR]	25.85	0.5 m/s	5 (4)	4
13	 Chadon Foreman Army West Point [SR]	24.95 24.944	1.5 m/s	1 (6)	-3	32	 Belle Bennett Cornell [JR]	25.92	0.6 m/s	6 (5)	8
13	 Kaila O'Connor Columbia [SO]	24.95 24.944	0.5 m/s	5 (1)	-8	FS	 Grace Hickman Temple [SO]	26.19	0.6 m/s	6 (6)	7
15	 Jana DeRaedt UMass Amherst [SO]	24.96	0.2 m/s	2 (5)	-3	DNS	 Savannah Swanda Navy [SO]				3
16	 Eden Oje Cornell [FR]	24.97	0.1 m/s	4 (1)	-6	DNS	 Sean O'Brien Columbia [SO]				3
17	 Ashley Johnson UMass Amherst [FR]	24.98	0.2 m/s	2 (6)	-6	DNS	 Janaya Goins Delaware State [FR]				6
18	 Valencia Gosser Rider [SR]	25.00	0.1 m/s	4 (2)	-8	DNS	 Ryleigh Hearn Penn State [JR]				5
					-8	DNS	 Myonica Jackson Villanova [SR]				5

Heat-by-Heat

Heat 1

Wind: 1.5 m/s

PL	ATHLETE	MARK	LN/P/C		
1 (2)	 Alexandria North Penn State [SO]	24.22	6 5 (10)	3 (5)	 Jillian Strynar UMass Amherst [SO]
2 (3)	 Natasha Redmond Cornell [SO]	24.26	7 6 (13)	4 (9)	 Simone Tillman Army West Point [FR]
					 Olivia Walters Cornell [SO]
					 Chadon Foreman Army West Point [SR]







Heat 2

Wind: 0.2 m/s

PL	ATHLETE	MARK	LN/P/C		
1 (4)	 Jordyn Reed Penn [JR]	24.43	7 5 (15)	3 (8)	 Saige Acosta Army West Point [FR]
2 (6)	 Sophie Spokes Yale [JR]	24.57	4 6 (17)	4 (11)	 Mimi Duffy Penn State [SO]
					 Jana DeRaedt UMass Amherst [SO]
					 Ashley Johnson UMass Amherst [FR]

Heat 3

Wind: 2.2 m/s

PL	ATHLETE	MARK	LN/P		
1 (1)	 Kylie Castillo Columbia [SO]	24.19	6FS	3 (12)	 Josie Rempe Columbia [SO]
2 (7)	 Jonnelle Lewis Monmouth [FR]	24.69	8DNS	4 (25)	 Samaria Williams Navy [FR]
					 Savannah Swanda Navy [SO]
					 Sean O'Brien Columbia [SO]

Heat 4

Wind: 0.1 m/s

PL	ATHLETE	MARK	LN/P		
1 (16)	 Eden Oje Cornell [FR]	24.97	6 5 (23)	3 (19)	 Karilynn Jimenez St. Peter's [SR]
2 (18)	 Valencia Gosser Rider [SR]	25.00	8 6 (27)	4 (21)	 Chinenye Obasi Navy [FR]
					 Dani Prunzik Penn State [SO]
					 Elika Vahhaji Cornell [FR]

Heat 5

Wind: 0.5 m/s

PL	ATHLETE	MARK	LN/P		
1 (13)	 Kaila O'Connor Columbia [SO]	24.95	8 4 (30)	2 (20)	 Katiana Gilbert Monmouth [SO]
				3 (24)	 Faith Kibbe Army West Point [SO]
					 Tayla Wilson Maryland-Eastern Shore [FR]

DNS	Ryleigh Hearn Penn State [JR]	5 DNS	Myonica Jackson Villanova [SR]	3	
Heat 6		3 (28)	Jane Kennedy Princeton [FR]	25.77 2	
Wind: 0.6 m/s		4 (29)	Gina Rubio Rider [SO]	25.80 3	
PL	ATHLETE	MARK LN/P	Belle Bennett Cornell [JR]	25.92 8	
1 (22)	Jayla Lee Maryland-Eastern Shore [SO]	25.30 6 5 (31)	Grace Hickman Temple [SO]	26.19 7	
2 (26)	Taylor Johnson Rider [SR]	25.63 4 6 (32)	DNS	Janaya Goins Delaware State [FR]	5

Women's 400m

Final

Results

PLACE	ATHLETE	RESULT	HEA	LN	POS	ATHLETE	RESULT	HEA	LN	POS
1	Sophia Richter Navy [JR]	53.81	1 (1)	4	26	Julia Blake Navy [SO]	58.00	2 (5)	3	
2	Francine Stevens Cornell [JR]	53.86	1 (2)	6	27	Leila Metres UMass Amherst [SO]	58.03	2 (6)	8	
3	Rachel Bethke Cornell [JR]	55.47	1 (3)	8	28	Annil McIntosh Delaware State [FR]	58.29	5 (3)	7	
4	Morgan Mims Delaware [SO]	55.84	2 (1)	6	29	Tayla Wilson Maryland-Eastern Shore [FR]	58.32	5 (4)	1	
5	Tamara Rawles Rider [JR]	55.96	2 (2)	4	30	Nadine Jefremow Iona [SR]	58.61	6 (1)	5	
6	Kylie Castillo Columbia [SO]	56.57	1 (4)	3	31	Gina Rubio Rider [SO]	59.05	6 (2)	3	
7	Kahlia Smith Delaware State [SO]	56.63	5 (1)	6	32	Lucia Julvez NJIT [JR]	59.06	4 (7)	7	
8	Chadon Foreman Army West Point [SR]	56.65	5 (2)	5	33	Rihanna Gayle Maryland-Eastern Shore [SO]	59.20	5 (5)	2	
9	Eden Oje Cornell [FR]	56.85	2 (3)	7	34	Jahzara Emeli Delaware [FR]	59.22	5 (6)	4	
10	Mimi Duffy Penn State [SO]	56.86	3 (1)	7	35	Hannah Riggins Princeton [JR]	59.60	4 (8)	5	
11	Ryleigh Hearn Penn State [JR]	57.00	1 (5)	1	36	Elizabeth Williamson Princeton [FR]	59.61	5 (7)	3	
12	Chinenye Obasi Navy [FR]	57.11 57.105	2 (4)	2	37	Chloe Jones Monmouth [FR]	59.63	6 (3)	6	
13	Rachael Collins Monmouth [JR]	57.11 57.108	4 (1)	6	38	Morgan Wallace Delaware State [FR]	59.82	6 (4)	7	
14	Kate Borton Villanova [FR]	57.15	4 (2)	2	39	Reilly Nussbaum Navy [JR]	59.90	5 (8)	8	
15	Samaría Williams Navy [FR]	57.35	3 (2)	4	40	Arie Still Rider [SO]	1:00.09	6 (5)	2	
16	Grace Hickman Temple [SO]	57.42	3 (3)	1	41	Adriana Rollins St. Peter's [SO]	1:01.58	6 (6)	8	
17	Ali Murphy UMass Amherst [JR]	57.54	3 (4)	8	42	Kaleigh Murphy Iona [FR]	1:02.26	6 (7)	4	
18	Saige Acosta Army West Point [FR]	57.65	4 (3)	8	FS	Deanna Dewar Stony Brook [SO]	1:02.49	6 (8)	1	
19	Jane Kennedy Princeton [FR]	57.68	4 (4)	3	DNS	Chidubem (Miriam) Okwudibonye Delaware State [SR]		2	1	
20	Katja Jackson Cornell [SR]	57.81	4 (5)	1	DNS	Faith Kibbe Army West Point [SO]		1	2	
21	Lucy Tobia Monmouth [FR]	57.83	3 (5)	2	DNS	Savannah Swanda Navy [SO]		2	5	
22	Boluwatito Ogundairo Maryland-Eastern Shore [JR]	57.86	4 (6)	4	DNS	Kennedi Poullard Columbia [SR]		3	6	
23	Elika Vahhaji Cornell [FR]	57.90	3 (6)	5	DNS	Alexandria North Penn State [SO]		1	7	
24	Kierstin Ashby NJIT [SO]	57.96	3 (7)	3	DNS	Maisha Atkinson Princeton [SR]		1	5	

Heat-by-Heat

Heat 1

PL	ATHLETE	MARK	LN/POS
1 (1)	Sophia Richter Navy [JR]	53.81	4
2 (2)	Francine Stevens Cornell [JR]	53.86	6
3 (3)	Rachel Bethke Cornell [JR]	55.47	8

4 (6)	Kylie Castillo Columbia [SO]	56.57	3
5 (11)	Ryleigh Hearn Penn State [JR]	57.00	1
DNS	Faith Kibbe Army West Point [SO]		2
DNS	Alexandria North Penn State [SO]		7
DNS	Maisha Atkinson Princeton [SR]		5

Heat 2

PL	ATHLETE	MARK	LN/POS
1 (4)	Morgan Mims Delaware [SO]	55.84	5
2 (5)	Tamara Rawles Rider [JR]	55.96	6
3 (9)	Eden Oje Cornell [FR]	56.85	FS

4 (12)	Chinenye Obasi Navy [FR]	57.11	2
5 (25)	Julia Blake Navy [SO]	58.00	3
6 (26)	Leila Metres UMass Amherst [SO]	58.03	8
FS	Chidubem (Miriam) Okwudibonye Delaware State [SR]		1
DNS	Savannah Swanda Navy [SO]		5

Heat 3

PL	ATHLETE	MARK	LN/POS
1 (10)	Mimi Duffy Penn State [SO]	56.86	7
2 (15)	Samaria Williams Navy [FR]	57.35	4
3 (16)	Grace Hickman Temple [SO]	57.42	1

Heat 4

PL	ATHLETE	MARK	LN/POS
1 (13)	Rachael Collins Monmouth [JR]	57.11	6
2 (14)	Kate Borton Villanova [FR]	57.15	2
3 (18)	Saige Acosta Army West Point [FR]	57.65	8

Heat 5

PL	ATHLETE	MARK	LN/POS
1 (7)	Kahlia Smith Delaware State [SO]	56.63	6
2 (8)	Chadon Foreman Army West Point [SR]	56.65	5
3 (27)	Annil McIntosh Delaware State [FR]	58.29	7

Heat 6

PL	ATHLETE	MARK	LN/POS
1 (29)	Nadine Jefremow Iona [SR]	58.61	5
2 (30)	Gina Rubio Rider [SO]	59.05	3
3 (36)	Chloe Jones Monmouth [FR]	59.63	6

4 (17)	Ali Murphy UMass Amherst [JR]	57.54	8
5 (21)	Lucy Tobia Monmouth [FR]	57.83	2
6 (23)	Elika Vahhaji Cornell [FR]	57.90	5
7 (24)	Kierstin Ashby NJIT [SO]	57.96	3
DNS	Kennedi Poullard Columbia [SR]		6
4 (19)	Jane Kennedy Princeton [FR]	57.68	3
5 (20)	Katja Jackson Cornell [SR]	57.81	1
6 (22)	Boluwatito Ogundairo Maryland-Eastern Shore [JR]	57.86	4
7 (31)	Lucia Julvez NJIT [JR]	59.06	7
8 (34)	Hannah Riggins Princeton [JR]	59.60	5
4 (28)	Tayla Wilson Maryland-Eastern Shore [FR]	58.32	1
5 (32)	Rihanna Gayle Maryland-Eastern Shore [SO]	59.20	2
6 (33)	Jahzara Emeli Delaware [FR]	59.22	4
7 (35)	Elizabeth Williamson Princeton [FR]	59.61	3
8 (38)	Reilly Nussbaum Navy [JR]	59.90	8
4 (37)	Morgan Wallace Delaware State [FR]	59.82	7
5 (39)	Arie Still Rider [SO]	1:00.09	2
6 (40)	Adriana Rollins St. Peter's [SO]	1:01.58	8
7 (41)	Kaleigh Murphy Iona [FR]	1:02.26	4
8 (42)	Deanna Dewar Stony Brook [SO]	1:02.49	1

Women's 800m

Final

Results

PLACE	ATHLETE	RESULT	400	800	1500	ATHLETE	RESULT	2000	2400	2800	3200	3600	4000
1	Victoria Guerrier Yale [JR]	2:10.39	1:02.57	2:10.39	1 (1)	Kate Price Columbia [JR]	2:16.17	1:05.98	2:16.17	2 (4)	1		
2	Tenley Nelson Cornell [SO]	2:10.53	1:05.62	2:10.53	1 (2)	Danielle Birner Stony Brook [FR]	2:16.34	1:06.45	2:16.34	2 (5)	4		
3	Fiona Lee Cornell [SO]	2:10.98	1:05.86	2:10.98	1 (3)	Olivia Schwartz Stony Brook [FR]	2:16.41	1:06.27	2:16.41	2 (6)	6		
4	Catalina Simon Navy [FR]	2:12.05	1:05.41	2:12.05	1 (4)	Dana Lehr Columbia [FR]	2:16.63	1:06.24	2:16.63	3 (4)	6		
5	Caroline Schoen Columbia [JR]	2:13.77	1:05.97	2:13.77	1 (5)	Isabel Leonardo Stony Brook [SO]	2:16.68	1:06.98	2:16.68	3 (5)	8		
6	Lexi Ensor Navy [JR]	2:13.79	1:06.45	2:13.79	3 (1)	Stella Perazzini Navy [SO]	2:17.05	1:06.63	2:17.05	2 (7)	3		
7	Skylar Fox UMass Amherst [FR]	2:14.84	1:06.23	2:14.84	2 (1)	Jenna Keith NJIT [SR]	2:18.35	1:06.52	2:18.35	2 (8)	7		
8	Simone Harrison UMass Amherst [JR]	2:15.16	1:05.65	2:15.16	2 (2)	Scarlett Martin Columbia [SO]	2:18.47	1:06.35	2:18.47	2 (9)	5		
9	Olivia Bortz Rider [SO]	2:15.24	1:06.09	2:15.24	2 (3)	Reena Hsieh Columbia [FR]	2:18.68	1:07.19	2:18.68	3 (6)	9		
10	Julia Hendricks Manhattan [JR]	2:15.45	1:06.72	2:15.45	3 (2)	Shennell Simms Maryland-Eastern Shore [SR]	2:18.85	1:06.57	2:18.85	2 (10)	2		
11	Katherine Leddy Navy [SR]	2:15.60	1:06.63	2:15.60	1 (6)	Sarah Van Ornum NJIT [SO]	2:19.00	1:08.61	2:19.00	4 (2)	6		
12	Juliet Frum Navy [FR]	2:15.81	1:05.70	2:15.81	1 (7)	Lucia Castillo-Rios Navy [FR]	2:19.01	1:05.80	2:19.01	3 (7)	2		
13	Kinga Czajkowska Cornell [FR]	2:16.02	1:08.24	2:16.02	4 (1)	Leah Rutledge Monmouth [FR]	2:20.05	1:08.21	2:20.05	4 (3)	2		
14	Anna Shaw UMass Amherst [FR]	2:16.11	1:06.04	2:16.11	3 (3)	Caroline Jankowich Columbia [JR]	2:20.22	1:07.15	2:20.22	1 (8)	3		
						Gabby Carroll Iona [FR]	2:21.62	1:08.48	2:21.62	4 (4)	3		

30	Kellyn Collier NJIT [FR]	2:22.70	1:08.45 - Pl: 3	2:22.70 DNS(5) 1:14.25 Pl: 5 -2	Sofia Condron Rutgers [JR]				4	7
31	Mauli Harford Rutgers [FR]	2:24.41	1:06.87 - Pl: 6	2:24.41 3 (8) 1:17.54 Pl: 8 -2	Grace Carr Columbia [JR]				3	7
					Gianna Hernandez Rutgers [FR]				4	4

Heat-by-Heat

Heat 1

PL	ATHLETE	MARK	LN/POS
1 (1)	Victoria Guerrier Yale [JR]	2:10.39	8
2 (2)	Tenley Nelson Cornell [SO]	2:10.53	6
3 (3)	Fiona Lee Cornell [SO]	2:10.98	1

Heat 2

PL	ATHLETE	MARK	LN/POS
1 (7)	Skylar Fox UMass Amherst [FR]	2:14.84	8
2 (8)	Simone Harrison UMass Amherst [JR]	2:15.16	9
3 (9)	Olivia Bortz Rider [SO]	2:15.24	10
4 (15)	Kate Price Columbia [JR]	2:16.17	1

Heat 3

PL	ATHLETE	MARK	LN/POS
1 (6)	Lexi Ensor Navy [JR]	2:13.79	3
2 (10)	Julia Hendricks Manhattan [JR]	2:15.45	1
3 (14)	Anna Shaw UMass Amherst [FR]	2:16.11	5
4 (18)	Dana Lehr Columbia [FR]	2:16.63	6

Heat 4

PL	ATHLETE	MARK	LN/POS
1 (13)	Kinga Czajkowska Cornell [FR]	2:16.02	8
2 (25)	Sarah Van Ornum NJIT [SO]	2:19.00	6
3 (27)	Leah Rutledge Monmouth [FR]	2:20.05	2

4 (4)	Catalina Simon Navy [FR]	2:12.05	5
5 (5)	Caroline Schoen Columbia [JR]	2:13.77	4
6 (11)	Katherine Leddy Navy [SR]	2:15.60	2
7 (12)	Juliet Frum Navy [FR]	2:15.81	7
8 (28)	Caroline Jankowich Columbia [JR]	2:20.22	3
5 (16)	Danielle Birner Stony Brook [FR]	2:16.34	4
6 (17)	Olivia Schwartz Stony Brook [FR]	2:16.41	6
7 (20)	Stella Perazzini Navy [SO]	2:17.05	3
8 (21)	Jenna Keith NJIT [SR]	2:18.35	7
9 (22)	Scarlett Martin Columbia [SO]	2:18.47	5
10 (24)	Shennell Simms Maryland-Eastern Shore [SR]	2:18.85	2
5 (19)	Isabel Leonardo Stony Brook [SO]	2:16.68	8
6 (23)	Reena Hsieh Columbia [FR]	2:18.68	9
7 (26)	Lucia Castillo-Rios Navy [FR]	2:19.01	2
8 (31)	Mauli Harford Rutgers [FR]	2:24.41	4
DNS	Grace Carr Columbia [JR]		7
4 (29)	Gabby Carroll Iona [FR]	2:21.62	3
5 (30)	Kellyn Collier NJIT [FR]	2:22.70	5
DNS	Sofia Condron Rutgers [JR]		7
DNS	Gianna Hernandez Rutgers [FR]		4

Women's 800m

Final

Results

PLACE	ATHLETE	RESULT	400	800	1600	2400	3200	4000	4800	5600	6400	7200	8000
1	Elizabeth Martell UNA-Villanova [SR]	2:02.79	58.73	2:02.79 1:04.06 Pl: 2	4:05.55 1:01.49 Pl: 1	6:07.04 1:01.49 Pl: 1	8:08.53 1:01.49 Pl: 1	10:10.02 1:01.49 Pl: 1	12:11.51 1:01.49 Pl: 1	14:13.00 1:01.49 Pl: 1	16:14.49 1:01.49 Pl: 1	18:15.98 1:01.49 Pl: 1	20:17.47 1:01.49 Pl: 1
2	Cherokee Chambers Army West Point [JR]	2:02.93	59.28	2:02.93 1:03.65 Pl: 5	4:05.86 1:02.21 Pl: 3	6:07.07 1:01.21 Pl: 2	8:08.28 1:01.21 Pl: 2	10:09.49 1:01.21 Pl: 2	12:10.70 1:01.21 Pl: 2	14:11.91 1:01.21 Pl: 2	16:13.12 1:01.21 Pl: 2	18:14.33 1:01.21 Pl: 2	20:15.54 1:01.21 Pl: 2
3	Boh Ritchie Penn State [FR]	2:03.51	59.90	2:03.51 1:03.61 Pl: 9	4:07.02 1:03.51 Pl: 6	6:08.53 1:01.51 Pl: 5	8:10.44 1:01.91 Pl: 4	10:12.35 1:01.91 Pl: 3	12:14.26 1:01.91 Pl: 2	14:16.17 1:01.91 Pl: 1	16:18.08 1:01.91 Pl: 1	18:19.99 1:01.91 Pl: 1	20:21.90 1:01.91 Pl: 1
4	Lucy Henkel Columbia [SR]	2:04.11	59.43	2:04.11 1:04.68 Pl: 6	4:08.89 1:04.78 Pl: 2	6:11.67 1:02.78 Pl: 1	8:14.45 1:02.78 Pl: 1	10:17.23 1:02.78 Pl: 1	12:20.01 1:02.78 Pl: 1	14:22.79 1:02.78 Pl: 1	16:25.57 1:02.78 Pl: 1	18:28.35 1:02.78 Pl: 1	20:31.13 1:02.78 Pl: 1
5	Abby Klebe Lehigh [SR]	2:04.59	59.71	2:04.59 1:04.89 Pl: 8	4:09.48 1:04.89 Pl: 3	6:12.26 1:02.78 Pl: 2	8:15.04 1:02.78 Pl: 1	10:17.82 1:02.78 Pl: 1	12:20.60 1:02.78 Pl: 1	14:23.38 1:02.78 Pl: 1	16:26.16 1:02.78 Pl: 1	18:28.94 1:02.78 Pl: 1	20:31.72 1:02.78 Pl: 1
6	Tayissa Buchanan Penn State [SO]	2:05.15	59.00	2:05.15 1:06.15 Pl: 3	4:10.30 1:05.15 Pl: 3	6:13.45 1:03.15 Pl: 2	8:16.60 1:03.15 Pl: 1	10:19.75 1:03.15 Pl: 1	12:22.90 1:03.15 Pl: 1	14:26.05 1:03.15 Pl: 1	16:29.20 1:03.15 Pl: 1	18:32.35 1:03.15 Pl: 1	20:35.50 1:03.15 Pl: 1
7	Hannah Riggins Princeton [JR]	2:05.30	59.54	2:05.30 1:05.76 Pl: 7	4:11.06 1:05.76 Pl: 2	6:14.21 1:03.15 Pl: 1	8:17.36 1:03.15 Pl: 1	10:20.51 1:03.15 Pl: 1	12:23.66 1:03.15 Pl: 1	14:26.81 1:03.15 Pl: 1	16:30.00 1:03.15 Pl: 1	18:33.15 1:03.15 Pl: 1	20:36.30 1:03.15 Pl: 1
8	Rosemary Shay Villanova [SO]	2:06.36	1:00.55	2:06.36 1:05.81 Pl: 3	4:12.67 1:06.31 Pl: 2	6:16.32 1:03.65 Pl: 1	8:20.00 1:03.65 Pl: 1	10:23.65 1:03.65 Pl: 1	12:27.30 1:03.65 Pl: 1	14:30.95 1:03.65 Pl: 1	16:34.60 1:03.65 Pl: 1	18:38.25 1:03.65 Pl: 1	20:41.90 1:03.65 Pl: 1
9	Olivia Martin Princeton [JR]	2:06.55	1:00.80	2:06.55 1:05.76 Pl: 10	4:13.31 1:06.76 Pl: 2	6:17.06 1:03.75 Pl: 1	8:20.81 1:03.75 Pl: 1	10:24.56 1:03.75 Pl: 1	12:28.31 1:03.75 Pl: 1	14:32.06 1:03.75 Pl: 1	16:35.81 1:03.75 Pl: 1	18:39.56 1:03.75 Pl: 1	20:43.31 1:03.75 Pl: 1
10	Sophia Comfere Cornell [FR]	2:06.88	1:01.53	2:06.88 1:05.35 Pl: 8	4:14.23 1:06.40 Pl: 6	6:18.08 1:03.85 Pl: 1	8:21.93 1:03.85 Pl: 1	10:25.78 1:03.85 Pl: 1	12:29.63 1:03.85 Pl: 1	14:33.48 1:03.85 Pl: 1	16:37.33 1:03.85 Pl: 1	18:41.18 1:03.85 Pl: 1	20:45.03 1:03.85 Pl: 1
11	Quin Stovall Penn [FR]	2:07.03	1:00.86	2:07.03 1:06.18 Pl: 11	4:14.16 1:06.18 Pl: 9	6:18.01 1:03.85 Pl: 1	8:21.86 1:03.85 Pl: 1	10:25.71 1:03.85 Pl: 1	12:29.56 1:03.85 Pl: 1	14:33.41 1:03.85 Pl: 1	16:37.26 1:03.85 Pl: 1	18:41.11 1:03.85 Pl: 1	20:44.96 1:03.85 Pl: 1
	Sophia McInnes Villanova [FR]	2:07.18				6:18.01 1:03.27 Pl: 7	8:21.86 1:03.85 Pl: 4	10:25.71 1:03.85 Pl: 1	12:29.56 1:03.85 Pl: 1	14:33.41 1:03.85 Pl: 1	16:37.26 1:03.85 Pl: 1	18:41.11 1:03.85 Pl: 1	20:44.96 1:03.85 Pl: 1
	Alma Lazo Cazares Army West Point [SO]	2:07.63				6:18.01 1:03.27 Pl: 4	8:21.86 1:03.85 Pl: 4	10:25.71 1:03.85 Pl: 4	12:29.56 1:03.85 Pl: 4	14:33.41 1:03.85 Pl: 4	16:37.26 1:03.85 Pl: 4	18:41.11 1:03.85 Pl: 4	20:44.96 1:03.85 Pl: 4
	Kadence Dumas Delaware [JR]	2:07.80				6:18.01 1:03.27 Pl: 6	8:21.86 1:03.85 Pl: 5	10:25.71 1:03.85 Pl: 5	12:29.56 1:03.85 Pl: 5	14:33.41 1:03.85 Pl: 5	16:37.26 1:03.85 Pl: 5	18:41.11 1:03.85 Pl: 5	20:44.96 1:03.85 Pl: 5
	Katja Jackson Cornell [SR]	2:07.89				6:18.01 1:03.27 Pl: 5	8:21.86 1:03.85 Pl: -1	10:25.71 1:03.85 Pl: -1	12:29.56 1:03.85 Pl: -1	14:33.41 1:03.85 Pl: -1	16:37.26 1:03.85 Pl: -1	18:41.11 1:03.85 Pl: -1	20:44.96 1:03.85 Pl: -1
	Lauren Gallagher Army West Point [SO]	2:08.38				6:18.01 1:03.27 Pl: 1	8:21.86 1:03.85 Pl: -6	10:25.71 1:03.85 Pl: -6	12:29.56 1:03.85 Pl: -6	14:33.41 1:03.85 Pl: -6	16:37.26 1:03.85 Pl: -6	18:41.11 1:03.85 Pl: -6	20:44.96 1:03.85 Pl: -6
	Maddie Cramer Princeton [SR]	2:08.41				6:18.01 1:03.27 Pl: 9	8:21.86 1:03.85 Pl: 8	10:25.71 1:03.85 Pl: 8	12:29.56 1:03.85 Pl: 8	14:33.41 1:03.85 Pl: 8	16:37.26 1:03.85 Pl: 8	18:41.11 1:03.85 Pl: 8	20:44.96 1:03.85 Pl: 8
	L'Mio Edwards Penn [SO]	2:08.79				6:18.01 1:03.27 Pl: 2	8:21.86 1:03.85 Pl: -7	10:25.71 1:03.85 Pl: -7	12:29.56 1:03.85 Pl: -7	14:33.41 1:03.85 Pl: -7	16:37.26 1:03.85 Pl: -7	18:41.11 1:03.85 Pl: -7	20:44.96 1:03.85 Pl: -7
	Lara Mannes Diaz de Cerio UMass Amherst [JR]	2:08.83				6:18.01 1:03.27 Pl: 3	8:21.86 1:03.85 Pl: 2	10:25.71 1:03.85 Pl: 2	12:29.56 1:03.85 Pl: 2	14:33.41 1:03.85 Pl: 2	16:37.26 1:03.85 Pl: 2	18:41.11 1:03.85 Pl: 2	20:44.96 1:03.85 Pl: 2
	Grace Coppel Army West Point [FR]	2:09.83				6:18.01 1:03.27 Pl: 1	8:21.86 1:03.85 Pl: -1	10:25.71 1:03.85 Pl: -1	12:29.56 1:03.85 Pl: -1	14:33.41 1:03.85 Pl: -1	16:37.26 1:03.85 Pl: -1	18:41.11 1:03.85 Pl: -1	20:44.96 1:03.85 Pl: -1
	Sofia Lumbreras Iona [FR]	2:10.17				6:18.01 1:03.27 Pl: 8	8:21.86 1:03.85 Pl: 5	10:25.71 1:03.85 Pl: 5	12:29.56 1:03.85 Pl: 5	14:33.41 1:03.85 Pl: 5	16:37.26 1:03.85 Pl: 5	18:41.11 1:03.85 Pl: 5	20:44.96 1:03.85 Pl: 5
	Gabby Pistner Villanova [FR]	2:11.10				6:18.01 1:03.27 Pl: 1	8:21.86 1:03.85 Pl: 1	10:25.71 1:03.85 Pl: 1	12:29.56 1:03.85 Pl: 1	14:33.41 1:03.85 Pl: 1	16:37.26 1:03.85 Pl: 1	18:41.11 1:03.85 Pl: 1	20:44.96 1:03.85 Pl: 1

23	Reilly Nussbaum Navy [JR]	2:11.18 2:11.175	1:03.13 -	2:37.18 1:08.06 Pl: 4 -2	Jenai Berry Rutgers [JR]	2:14.91	1:04.87 -	2:14.91 1:10.05 Pl: 6 1	4 (6)	9
24	Maggie McCabe Penn [FR]	2:11.18 2:11.178	1:02.13 -	2:38.18 1:09.06 Pl: 10	Emma Bergfalk Colgate [FR]	2:14.93	1:04.69 -	2:14.93 1:10.25 Pl: 4 -2	5 (4)	8
25	Finia Kretschmann Princeton [SO]	2:11.38	1:04.33 -	2:39.38 1:07.05 Pl: 2 3	Lindsay Yakobski Penn [JR]	2:15.24	1:04.18 -	2:15.24 1:11.07 Pl: 5 -4	5 (5)	4
26	Ava Pennachio Cornell [FR]	2:11.92	1:04.27 -	2:40.92 1:07.65 Pl: 3 1	Emily Maury Navy [FR]	2:15.35	1:04.94 -	2:15.35 1:10.41 Pl: 6 -2	5 (6)	5
27	Anna Hoffman Monmouth [SO]	2:11.98	1:05.17 -	2:41.98 1:06.81 Pl: 4 4	Jordan Blank Delaware [SO]	2:15.43	1:05.28 -	2:15.43 1:10.16 Pl: 7 -2	5 (7)	7
28	Julia Blake Navy [SO]	2:12.13	1:03.34 -	2:42.13 1:08.80 Pl: 5	Elizabeth Williamson Princeton [FR]	2:15.45	1:05.20 -	2:15.45 1:10.25 Pl: 7 2	4 (7)	10
29	Maddie Miller Penn State [FR]	2:12.19	1:03.61 -	2:43.19 1:08.58 Pl: 9	Annie Killian Columbia [SO]	2:15.77	1:04.94 -	2:15.77 1:10.84 Pl: 8 -5	5 (8)	2
30	Grace Carr Columbia [JR]	2:12.51	1:03.38 -	2:44.51 1:09.14 Pl: 7 -1	Aleah Lazar Monmouth [SO]	2:16.40	1:06.24 -	2:16.40 1:10.17 Pl: 9	5 (9)	9
31	Camille Jordan Penn [JR]	2:12.54	1:03.44 -	2:45.54 1:09.10 Pl: 8 -1	Laila Cottom Temple [JR]	2:16.48	1:04.02 -	2:16.48 1:12.46 Pl: 8 -5	4 (8)	1
32	Hayley Lucido NJIT [JR]	2:12.61	1:03.26 -	2:46.61 1:09.35 Pl: 9 -5	Therese Trainer Villanova [JR]	2:16.87	1:03.78 -	2:16.87 1:13.09 Pl: 9 -7	4 (9)	7
33	Arabella Dickfos Iona [FR]	2:13.13	1:05.38 -	2:47.13 1:07.76 Pl: 5 5	Alana Henry Rutgers [SO]	2:18.79	1:04.69 -	2:18.79 1:14.11 Pl: 10 -4	4 (10)	2
34	Sofia Lieberman Princeton [SO]	2:14.05	1:05.64 -	2:DNF5 1:08.42 Pl: 1 6	Hayley Kitching Penn State [JR]		57.73 -		1	6
35	Cassidy Kidd Rutgers [SO]	2:14.46	1:05.41 -	2:DNF6 1:09.06 Pl: 2 4	Allison Johnson Penn State [SR]		59.01 -		1	2
36	Julie Ruskan Rider [SR]	2:14.80	1:05.80 -	2:DNF0 1:09.00 Pl: 3 3	Lucy Moran UNA-Villanova [SO]				2	9
				DNS	Mia Royall Army West Point [SO]				3	2

Heat-by-Heat

Heat 1

PL	ATHLETE	MARK	LN/POS
1 (1)	Elizabeth Martell UNA-Villanova [SR]	2:02.79	7
2 (2)	Cherokee Chambers Army West Point [JR]	2:02.93	1
3 (3)	Boh Ritchie Penn State [FR]	2:03.51	5
4 (4)	Lucy Henkel Columbia [SR]	2:04.11	8
5 (5)	Abby Klebe Lehigh [SR]	2:04.59	4

Heat 2

PL	ATHLETE	MARK	LN/POS
1 (8)	Rosemary Shay Villanova [SO]	2:06.36	1
2 (10)	Sophia Comfere Cornell [FR]	2:06.88	4
3 (12)	Sophia McInnes Villanova [FR]	2:07.18	10
4 (13)	Alma Lazo Cazares Army West Point [SO]	2:07.63	3
5 (14)	Kadence Dumas Delaware [JR]	2:07.80	11

Heat 3

PL	ATHLETE	MARK	LN/POS
1 (19)	Lara Mannes Diaz de Cerio UMass Amherst [JR]	2:08.83	6
2 (20)	Grace Coppel Army West Point [FR]	2:09.83	3
3 (21)	Sofia Lumberas Iona [FR]	2:10.17	5
4 (23)	Reilly Nussbaum Navy [JR]	2:11.18	7

Heat 4

PL	ATHLETE	MARK	LN/POS
1 (22)	Gabby Pistner Villanova [FR]	2:11.10	4
2 (25)	Finia Kretschmann Princeton [SO]	2:11.38	6
3 (26)	Ava Pennachio Cornell [FR]	2:11.92	8
4 (27)	Anna Hoffman Monmouth [SO]	2:11.98	5

6 (6)	Tayissa Buchanan Penn State [SO]	2:05.15	3
-------	--	---------	---

7 (7)	Hannah Riggins Princeton [JR]	2:05.30	10
-------	---	---------	----

8 (9)	Olivia Martin Princeton [JR]	2:06.55	9
-------	--	---------	---

9 (11)	Quin Stovall Penn [FR]	2:07.03	11
--------	----------------------------------	---------	----

DNF	Hayley Kitching Penn State [JR]		6
-----	---	--	---

DNF	Allison Johnson Penn State [SR]		2
-----	---	--	---

6 (15)	Katja Jackson Cornell [SR]	2:07.89	2
--------	--------------------------------------	---------	---

7 (16)	Lauren Gallagher Army West Point [SO]	2:08.38	8
--------	---	---------	---

8 (17)	Maddie Cramer Princeton [SR]	2:08.41	6
--------	--	---------	---

9 (18)	L'Mio Edwards Penn [SO]	2:08.79	5
--------	-----------------------------------	---------	---

10 (24)	Maggie McCabe Penn [FR]	2:11.18	7
---------	-----------------------------------	---------	---

DNF	Lucy Moran UNA-Villanova [SO]		9
-----	---	--	---

5 (28)	Julia Blake Navy [SO]	2:12.13	4
--------	---------------------------------	---------	---

6 (29)	Maddie Miller Penn State [FR]	2:12.19	10
--------	---	---------	----

7 (30)	Grace Carr Columbia [JR]	2:12.51	9
--------	------------------------------------	---------	---

8 (31)	Camille Jordan Penn [JR]	2:12.54	1
--------	------------------------------------	---------	---

9 (32)	Hayley Lucido NJIT [JR]	2:12.61	8
--------	-----------------------------------	---------	---

DNS	Mia Royall Army West Point [SO]		2
-----	---	--	---

5 (33)	Arabella Dickfos Iona [FR]	2:13.13	3
--------	--------------------------------------	---------	---

6 (37)	Jenai Berry Rutgers [JR]	2:14.91	9
--------	------------------------------------	---------	---

7 (42)	Elizabeth Williamson Princeton [FR]	2:15.45	10
--------	---	---------	----

8 (45)	Laila Cottom Temple [JR]	2:16.48	1
--------	------------------------------------	---------	---

9 (46)	Therese Trainer Villanova [JR]	2:16.87	7
--------	--	---------	---

10 (47) **R** Alana Henry Rutgers [SO] 2:18.79 2

Heat 5

PL	ATHLETE	MARK	LN/POS
1 (34)	Sofia Lieberman Princeton [SO]	2:14.05	6
2 (35)	Cassidy Kidd Rutgers [SO]	2:14.46	3
3 (36)	Julie Ruskan Rider [SR]	2:14.80	1
4 (38)	Emma Bergfalk Colgate [FR]	2:14.93	8

5 (39)	Lindsay Yakobski Penn [JR]	2:15.24	4
6 (40)	Emily Maury Navy [FR]	2:15.35	5
7 (41)	Jordan Blanck Delaware [SO]	2:15.43	7
8 (43)	Annie Killian Columbia [SO]	2:15.77	2
9 (44)	Aleah Lazar Monmouth [SO]	2:16.40	9

Women's 1500m

Final

Results

PLACE	ATHLETE	RESULT	300	700	1:22											
1	Maddie Cramer Princeton [SR]	4:25.37	51.05	2:05.58	3:17.59	Fleur Todd-Warmoth Princeton [SO]	4:40.34	55.20	2:09.16	3:25.18	4:40.34	2 (9)	15			
			-	1:14.53	1:12.01				1:13.97	1:16.03	1:15.17					
			Pl: 1	Pl: 3 -2	23 3				Pl: 13	Pl: 13	Pl: 13					
2	Mia-Claire Kezal Navy [SR]	4:26.22	51.50	2:05.45	3:17.42	Kelly Murray Penn [JR]	4:40.35	55.02	2:09.35	3:25.01	4:40.35	2 (10)	12			
			-	1:13.96	1:11.98				1:14.33	1:15.67	1:15.35					
			Pl: 3	Pl: 2 1	24 2				Pl: 11	Pl: 14 -3	Pl: 12 2					
3	Emma de Jong Princeton [SO]	4:27.31	52.42	2:06.29	3:17.96	Riley Rooney Unattached [FR]	4:40.64	54.70	2:08.72	3:26.62	4:40.64	2 (11)	4			
			-	1:13.88	1:11.68				1:14.03	1:17.90	1:14.03					
			Pl: 8	Pl: 7 1	P25 2				Pl: 8	Pl: 8	Pl: 14 -6					
4	Finia Kretschmann Princeton [SO]	4:28.48	51.68	2:05.33	3:17.32	Maya Todd-McIntyre Iona [SR]	4:40.75	53.97	2:09.02	3:25.35	4:40.75	3 (3)	9			
			-	1:13.66	1:11.99				1:15.05	1:16.34	1:15.40					
			Pl: 4	Pl: 1 3	26 1				Pl: 3	Pl: 3	Pl: 4 -1					
5	Kinga Czajkowska Cornell [FR]	4:29.35	52.06	2:06.03	3:19.86	Kara Sinnott Army West Point [JR]	4:40.91	54.40	2:09.50	3:27.25	4:40.91	3 (4)	3			
			-	1:13.97	1:13.83				1:15.10	1:17.76	1:13.66					
			Pl: 6	Pl: 6	P27 -1				Pl: 8	Pl: 5 3	Pl: 7 -2					
6	Danielle Cirrito Stony Brook [JR]	4:29.92	51.24	2:05.65	3:17.68	Ava Malagisi Columbia [FR]	4:40.92	53.84	2:07.53	3:24.21	4:40.92	2 (12)	2			
			-	1:14.41	1:12.04				1:13.69	1:16.69	1:16.71					
			Pl: 2	Pl: 4 -2	28 4				Pl: 2 1	Pl: 10 -8	Pl: 12 -2					
7	Liz Fis Rider [SO]	4:31.14	51.72	2:05.92	3:18.21	Ella Peterson Delaware [FR]	4:41.12	54.60	2:09.86	3:26.15	4:41.12	3 (5)	2			
			-	1:14.21	1:12.29				1:15.26	1:16.30	1:14.97					
			Pl: 5	Pl: 5	P29 -1				Pl: 6 5	Pl: 5 1	Pl: 5					
8	Kiera Atkinson Iona [FR]	4:33.27	52.43	2:06.83	3:21.02	Delana Einreinhofer Delaware [FR]	4:42.00	55.06	2:10.39	3:24.08	4:42.00	2 (13)	13			
			-	1:14.40	1:14.20				1:15.34	1:13.69	1:17.93					
			Pl: 9	Pl: 8 1	30 8				Pl: 12	Pl: 15 -3	Pl: 9 6					
9	Caroline Jankowich Columbia [JR]	4:33.49	54.22	2:08.03	3:22.71	Abigail Kolbe Princeton [FR]	4:42.14	54.49	2:11.06	3:28.32	4:42.14	3 (6)	14			
			-	1:13.82	1:14.68				1:16.58	1:17.27	1:13.83					
			Pl: 6	Pl: 7 -1	P31 6				Pl: 9	Pl: 12 -3	Pl: 10 2					
10	Lana Hurwitz Monmouth [SO]	4:33.61	53.90	2:07.74	3:22.76	Leanna Johnston Columbia [FR]	4:42.45	53.18	2:07.36	3:23.68	4:42.45	2 (14)	3			
			-	1:13.85	1:15.03				1:14.19	1:16.33	1:18.77					
			Pl: 4	Pl: 5 -1	P32 7				Pl: 1	Pl: 6 -5	Pl: 14 -8					
11	Peyton Leigh Princeton [JR]	4:35.67	52.59	2:07.47	3:22.79	Reena Hsieh Columbia [FR]	4:42.58	54.80	2:10.24	3:26.62	4:42.58	3 (7)	5			
			-	1:14.88	1:15.32				1:15.44	1:16.38	1:15.96					
			Pl: 10	Pl: 10	P33 10				Pl: 8 4	Pl: 6 2	Pl: 7 -1					
12	Sofia Lieberman Princeton [SO]	4:35.78	55.42	2:08.73	3:23.80	Lauren Thomas Delaware [SR]	4:42.71	54.97	2:11.55	3:28.61	4:42.71	3 (8)	7			
			-	1:13.32	1:15.07				1:16.58	1:17.07	1:14.11					
			Pl: 15	Pl: 9 6	P34 2				Pl: 14	Pl: 12 2	Pl: 8 4					
13	Aleah Lazar Monmouth [SO]	4:35.80	54.31	2:09.23	3:23.42	Erika Nyberg Army West Point [JR]	4:44.18	53.77	2:08.77	3:23.56	4:44.18	3 (9)	8			
			-	1:14.92	1:14.20				1:15.01	1:14.79	1:20.62					
			Pl: 7	Pl: 4 3	P35 3				Pl: 2	Pl: 2	Pl: 9 -7					
14	Ashley Crane Colgate [SO]	4:36.41	54.44	2:07.69	3:23.46	Catherine Richards Delaware [FR]	4:44.41	54.93	2:11.33	3:27.77	4:44.41	3 (10)	6			
			-	1:13.25	1:15.78				1:16.41	1:16.44	1:16.65					
			Pl: 7	Pl: 4 3	P36 -1				Pl: 13	Pl: 13	Pl: 8 5					
15	Lorena David Rutgers [JR]	4:36.46	55.23	2:08.94	3:23.95	Kyra Compton Penn [SR]	4:44.48	53.19	2:08.25	3:27.09	4:44.48	1 (12)	15			
			-	1:13.71	1:15.02				1:15.06	1:18.84	1:17.39					
			Pl: 14	Pl: 10 4	P37 2				Pl: 12	Pl: 12	Pl: 12					
16	Kiera Duffy Penn [SR]	4:36.69	52.91	2:06.97	3:22.43	Cassidy Kidd Rutgers [SO]	4:44.54	54.57	2:10.84	3:29.21	4:44.54	3 (11)	10			
			-	1:14.07	1:15.47				1:16.28	1:18.38	1:15.33					
			Pl: 11	Pl: 9 2	38 9				Pl: 10	Pl: 11 -1	Pl: 14 -3					
17	Scarlett Martin Columbia [SO]	4:38.02	54.09	2:07.91	3:23.25	Makala Hansen Rider [SR]	4:44.77	54.19	2:10.78	3:28.94	4:44.77	3 (12)	11			
			-	1:13.82	1:15.34				1:16.59	1:18.17	1:15.83					
			Pl: 5	Pl: 6 -1	P39 2				Pl: 5	Pl: 10 -5	Pl: 13 -3					
18	Gianna Cagliola Pittsburgh [SR]	4:38.35	52.20	2:07.90	3:24.32	Alexa Eglin Rider [SR]	4:44.99	54.09	2:10.03	3:28.49	4:44.99	3 (13)	12			
			-	1:15.71	1:16.43				1:15.94	1:18.47	1:16.50					
			Pl: 7	Pl: 11 -4	40 11				Pl: 4	Pl: 7 -3	Pl: 11 -4					
19	Katharine Frank NYU [SO]	4:38.46	54.96	2:09.05	3:24.85	Ella Burnham Monmouth [JR]	4:48.44	54.22	2:10.53	3:28.25	4:48.44	3 (14)	13			
			-	1:14.10	1:15.80				1:16.31	1:17.72	1:20.19					
			Pl: 10	Pl: 12 -2	P41 1				Pl: 6	Pl: 9 -3	Pl: 9					
20	Erin Vincent Monmouth [JR]	4:38.54	53.48	2:07.56	3:22.92	Gianna Hernandez Rutgers [FR]	4:49.69	54.74	2:09.01	3:28.25	4:49.69	2 (11)	11			
			-	1:14.09	1:15.36				1:14.28	1:21.41	Pl: 15					
			Pl: 2	Pl: 3 -1	DNS				Pl: 9	Pl: 11 -2						
21	Kate Price Columbia [JR]	4:39.71	53.54	2:08.61	3:23.63	Stella Kuttner NYU [SO]						1	4			
			-	1:15.07	1 DNS											
			Pl: 1	Pl: 1	Pl: 3 -2											
					DNS											
					C Audrey Luell Colgate [JR]											

Heat-by-Heat

Heat 1

PL	ATHLETE	MARK	LN/POS
1 (1)	Maddie Cramer Princeton [SR]	4:25.37	6
2 (2)	Mia-Claire Kezal Navy [SR]	4:26.22	5

3 (3)	Emma de Jong Princeton [SO]	4:27.31	9
4 (4)	Finia Kretschmann Princeton [SO]	4:28.48	7
5 (5)	Kinga Czajkowska Cornell [FR]	4:29.35	13

6 (6)		Danielle Cirrito Stony Brook [JR]	4:29.92	1
7 (7)		Liz Fis Rider [SO]	4:31.14	10
8 (8)		Kiera Atkinson Iona [FR]	4:33.27	11
9 (11)		Peyton Leigh Princeton [JR]	4:35.67	8
10 (16)		Kiera Duffy Penn [SR]	4:36.69	2

Heat 2

PL	ATHLETE	MARK	LN/POS
1 (9)	Caroline Jankowich Columbia [JR]	4:33.49	6
2 (10)	Lana Hurwitz Monmouth [SO]	4:33.61	9
3 (12)	Sofia Lieberman Princeton [SO]	4:35.78	1
4 (14)	Ashley Crane Colgate [SO]	4:36.41	7
5 (15)	Lorena David Rutgers [JR]	4:36.46	5
6 (17)	Scarlett Martin Columbia [SO]	4:38.02	8
7 (19)	Katharine Frank NYU [SO]	4:38.46	14

Heat 3

PL	ATHLETE	MARK	LN/POS
1 (13)	Aleah Lazar Monmouth [SO]	4:35.80	1
2 (21)	Kate Price Columbia [JR]	4:39.71	4
3 (25)	Maya Todd-McIntyre Iona [SR]	4:40.75	9
4 (26)	Kara Sinnott Army West Point [JR]	4:40.91	3
5 (28)	Ella Peterson Delaware [FR]	4:41.12	2
6 (30)	Abigail Kolbe Princeton [FR]	4:42.14	14

11 (18)	Gianna Cagliola Pittsburgh [SR]	4:38.35	12
12 (36)	Kyra Compton Penn [SR]	4:44.48	15
DNS	Stella Kuttner NYU [SO]		4
DNS	Emily Cooper Princeton [JR]		3
DNS	Audrey Luell Colgate [JR]		14
8 (20)	Erin Vincent Monmouth [JR]	4:38.54	10
9 (22)	Fleur Todd-Warmoth Princeton [SO]	4:40.34	15
10 (23)	Kelly Murray Penn [JR]	4:40.35	12
11 (24)	Riley Rooney Unattached [FR]	4:40.64	4
12 (27)	Ava Malagisi Columbia [FR]	4:40.92	2
13 (29)	Delana Einreinhofer Delaware [FR]	4:42.00	13
14 (31)	Leanna Johnston Columbia [JR]	4:42.45	3
11 (41)	Gianna Hernandez Rutgers [FR]	4:49.69	11
7 (32)	Reena Hsieh Columbia [FR]	4:42.58	5
8 (33)	Lauren Thomas Delaware [SR]	4:42.71	7
9 (34)	Erika Nyberg Army West Point [JR]	4:44.18	8
10 (35)	Catherine Richards Delaware [FR]	4:44.41	6
11 (37)	Cassidy Kidd Rutgers [SO]	4:44.54	10
12 (38)	Makala Hansen Rider [SR]	4:44.77	11
13 (39)	Alexa Eglin Rider [SR]	4:44.99	12
14 (40)	Ella Burnham Monmouth [JR]	4:48.44	13

Women's 1500m

Final

Results

PLACE	ATHLETE	RESULT	300	700	1115														
1	Mikayla Cheney Army West Point [JR]	4:13.72	50.68 - Pi: 2	1:59.23 1:08.55 Pi: 2	3:05.95 1:06.72 P16 1		Eva Kynaston Penn State [FR]	4:28.11	53.06 - Pi: 7	2:06.70 1:13.64 Pi: 10 -3	3:18.75 1:12.05 Pi: 3 7	4:28.11 1:09.37 Pi: 6 -3	2 (6)	11					
2	Selma Anderson Syracuse [FR]	4:16.64	50.88 Pi: 3	2:00.51 1:09.64 Pi: 7 -4	3:10.40 1:09.89 P17 2		Lara Cota Penn [SR]	4:29.10	53.97 - Pi: 12	2:07.53 1:13.56 Pi: 12	3:20.47 1:12.94 Pi: 11 1	4:29.10 1:08.63 Pi: 7 4	2 (7)	5					
3	Lea Hatcher Penn State [JR]	4:16.84	50.90 Pi: 4	1:59.55 1:08.65 Pi: 3 1	3:07.49 1:07.95 P18 3		Carmen Luisi Syracuse [FR]	4:29.26	54.36 - Pi: 4	2:10.26 1:15.90 Pi: 5 -1	3:22.30 1:12.05 Pi: 3 2	4:29.26 1:06.97 Pi: 1 2	3 (1)	5					
4	Nicole Vanasse Villanova [SR]	4:19.90	51.35 Pi: 7	2:00.29 1:08.94 Pi: 6 1	3:09.89 1:09.61 P19 2		Sophia Squires Stony Brook [SO]	4:29.94	53.15 Pi: 5	2:08.06 1:14.91 Pi: 7 -2	3:22.14 1:14.08 Pi: 5 2	4:29.94 1:07.81 Pi: 1 4	4 (1)	8					
5	Katie Dallas Penn State [JR]	4:19.99	51.16 Pi: 6	1:59.88 1:08.72 Pi: 4 2	3:10.72 1:10.85 P20 -2		Jane Kratz Unattached [FR]	4:30.49	54.91 - Pi: 9	2:10.48 1:15.57 Pi: 7 2	3:22.52 1:12.05 Pi: 5 2	4:30.49 1:07.98 Pi: 2 3	3 (2)	4					
6	Emma Eastman Syracuse [SR]	4:20.37	51.37 Pi: 8	2:00.92 1:09.56 Pi: 9 -1	3:11.01 1:10.10 P21 2		Maeve Smith Villanova [FR]	4:30.98	54.32 Pi: 3	2:10.09 1:15.77 Pi: 3	3:22.29 1:12.20 Pi: 2 1	4:30.98 1:08.70 Pi: 3 -1	3 (3)	1					
7	Sophie Compton Navy [SR]	4:20.63	51.60 Pi: 11	2:01.20 1:09.61 Pi: 11	3:11.73 1:10.53 P21 1		Kelseigh O'Neil Rutgers [SO]	4:31.17	52.76 Pi: 2	2:07.53 1:14.77 Pi: 2	3:21.80 1:14.27 Pi: 2	4:31.17 1:09.38 Pi: 2	4 (2)	10					
8	Shaylen Goslar Stony Brook [SO]	4:22.84	51.40 Pi: 9	2:00.80 1:09.40 Pi: 8 1	3:11.46 1:10.67 P23 8		Catalina Simon Navy [FR]	4:31.44	54.83 Pi: 8	2:10.55 1:15.72 Pi: 8	3:22.66 1:12.11 Pi: 6 2	4:31.44 1:08.79 Pi: 4 2	3 (4)	6					
9	Leah Clear Delaware [JR]	4:25.88	53.47 Pi: 9	2:07.19 1:13.72 Pi: 11 -2	3:19.45 1:12.27 P24 2		Jayden Harberts Syracuse [FR]	4:31.65	53.01 Pi: 4	2:07.80 1:14.79 Pi: 4	3:22.22 1:14.43 Pi: 6 -2	4:31.65 1:09.44 Pi: 3 3	4 (3)	3					
10	Alexa Matora Penn [FR]	4:26.25	51.58 Pi: 10	2:01.03 1:09.46 Pi: 10	3:11.57 1:10.54 P25 1		Daniela Quintero Columbia [SR]	4:31.69	52.94 Pi: 6	2:06.49 1:13.56 Pi: 9 -3	3:19.79 1:13.31 Pi: 10 -1	4:31.69 1:11.90 Pi: 8 2	2 (8)	4					
11	Alex Schulz Iona [FR]	4:26.82	54.00 Pi: 13	2:05.31 1:11.31 Pi: 3 10	3:17.33 1:12.02 P26 1		Elia Ton-That Columbia [SR]	4:31.91	55.05 Pi: 10	2:10.63 1:15.59 Pi: 9 1	3:22.05 1:11.42 Pi: 1 8	4:31.91 1:09.86 Pi: 5 -4	3 (5)	2					
12	Tenley Nelson Cornell [SO]	4:27.20	52.62 Pi: 5	2:05.85 1:13.24 Pi: 6 -1	3:19.07 1:13.22 P27 6		Juliet Frum Navy [FR]	4:32.03	54.44 Pi: 5	2:09.87 1:15.44 Pi: 1 4	3:22.48 1:12.61 Pi: 4 -3	4:32.03 1:09.56 Pi: 6 -2	3 (6)	3					
13	Daphne Banino Princeton [SR]	4:27.33	51.93 Pi: 2	2:04.92 1:13.00 Pi: 2	3:17.06 1:12.14 P28 1		Katherine Leddy Navy [SR]	4:32.15	52.63 Pi: 1	2:07.47 1:14.85 Pi: 1	3:21.77 1:14.30 Pi: 1	4:32.15 1:10.38 Pi: 4 -3	4 (4)	1					
14	Fiona Lee Cornell [SO]	4:27.80	53.27 Pi: 8	2:06.09 1:12.82 Pi: 7 1	3:19.02 1:12.94 Pi: 5 2		Gretta Johnson Syracuse [FR]	4:32.79	53.22 Pi: 6	2:07.85 1:14.63 Pi: 5 1	3:22.39 1:14.55 Pi: 8 -3	4:32.79 1:10.40 Pi: 5 3	4 (5)	7					

29	Claire Zubey Penn State [SO]	4:32.99	51.62 - Pl: 12	2:02.19 1:10.58 Pl: 12	3:36.74 1:14.55 Pl: 12	Caroline Schoen Columbia [JR]	4:37.90	54.01 - Pl: 1	2:10.28 1:16.27 Pl: 6 -5	3:24.62 1:14.34 Pl: 9 -3	4:37.90 1:13.29 Pl: 9	3 (9)	8
30	Madeline Heintz Syracuse [SR]	4:33.13	53.69 - Pl: 9	2:08.21 1:14.52 Pl: 8 1	3:39.33 1:14.12 Pl: 7 1	Stella Kuttner NYU [SO]	4:41.85	53.73 - Pl: 11	2:07.92 1:14.20 Pl: 13 -2	3:24.59 1:16.67 Pl: 12 1	4:41.85 1:17.27 Pl: 12	2 (12)	7
31	Sarah Van Ornum NJIT [SO]	4:33.59	53.44 - Pl: 7	2:08.04 1:14.60 Pl: 6 1	3:30.00 1:13.97 Pl: 3 3	Rian Johnson Temple [FR]	4:43.74	53.59 - Pl: 8	2:08.34 1:14.76 Pl: 9 -1	3:23.30 1:14.96 Pl: 9	4:43.74 1:20.44 Pl: 9	4 (9)	9
32	Allison Chmielewski UMass Amherst [JR]	4:33.76	53.53 - Pl: 10	2:06.18 1:12.66 Pl: 8 2	3:49.24 1:13.07 Pl: 8	Lexi Ensor Navy [JR]	4:45.25	54.63 - Pl: 6	2:11.21 1:16.58 Pl: 10 -4	3:30.98 1:19.77 Pl: 10	4:45.25 1:14.27 Pl: 10	3 (10)	11
33	Allison Dougherty Penn State [JR]	4:33.89	52.85 - Pl: 3	2:07.72 1:14.87 Pl: 3	3:DNF0 1:14.38 Pl: 4 -1	Hayley Kitching Penn State [JR]		50.48 - Pl: 1	1:58.95 1:08.47 Pl: 1	3:06.61 1:07.66 Pl: 2 -1		1	6
34	Dana Lehr Columbia [FR]	4:34.09	52.43 - Pl: 4	2:05.77 1:13.35 Pl: 5 -1	3:DNF7 1:13.40 Pl: 7 -2	Ada Rand Penn State [SO]		51.14 - Pl: 5	2:00.12 1:08.99 Pl: 5	3:11.71 1:11.59 Pl: 10 -5		1	3
35	Meredith Wolfe Columbia [FR]	4:34.27	52.24 - Pl: 3	2:05.59 1:13.35 Pl: 4 -1	3:DNF1 1:13.32 Pl: 4	Lucy Henkel Columbia [SR]		51.74 - Pl: 1	2:04.84 1:13.10 Pl: 1			2	10
36	Margaret Thompson Princeton [SO]	4:35.05	54.16 - Pl: 2	2:10.04 1:15.89 Pl: 2	3:DNS2 1:12.79 Pl: 7 -5	Chloe Esponda Army West Point [SO]						4	4
37	Emma Levering Unattached [FR]	4:36.73	54.65 - Pl: 7	2:10.16 1:15.52 Pl: 4 3	DNS 1:12.87 Pl: 8 -4	Brianna Jucewicz Monmouth [SR]						3	10

Heat-by-Heat

Heat 1

PL	ATHLETE	MARK	LN/POS
1 (1)	Mikayla Cheney Army West Point [JR]	4:13.72	5
2 (2)	Selma Anderson Syracuse [FR]	4:16.64	2
3 (3)	Lea Hatcher Penn State [JR]	4:16.84	4
4 (4)	Nicole Vanasse Villanova [SR]	4:19.90	1
5 (5)	Katie Dallas Penn State [JR]	4:19.99	8

Heat 2

PL	ATHLETE	MARK	LN/POS
1 (9)	Leah Clear Delaware [JR]	4:25.88	9
2 (11)	Alex Schulz Iona [FR]	4:26.82	1
3 (12)	Tenley Nelson Cornell [SO]	4:27.20	3
4 (13)	Daphne Banino Princeton [SR]	4:27.33	2
5 (14)	Fiona Lee Cornell [SO]	4:27.80	12
6 (15)	Eva Kynaston Penn State [FR]	4:28.11	11

Heat 3

PL	ATHLETE	MARK	LN/POS
1 (17)	Carmen Luisi Syracuse [FR]	4:29.26	5
2 (19)	Jane Kratz Unattached [FR]	4:30.49	4
3 (20)	Maeve Smith Villanova [FR]	4:30.98	1
4 (22)	Catalina Simon Navy [FR]	4:31.44	6
5 (25)	Elia Ton-That Columbia [SR]	4:31.91	2

Heat 4

PL	ATHLETE	MARK	LN/POS
1 (18)	Sophia Squires Stony Brook [SO]	4:29.94	8
2 (21)	Kelseigh O'Neil Rutgers [SO]	4:31.17	10
3 (23)	Jayden Harberts Syracuse [FR]	4:31.65	3
4 (27)	Katherine Leddy Navy [SR]	4:32.15	1





































6 (6)	Emma Eastman Syracuse [SR]	4:20.37	10
7 (7)	Sophie Compton Navy [SR]	4:20.63	7
8 (8)	Shaylen Goslar Stony Brook [SO]	4:22.84	11
9 (10)	Alexa Matora Penn [FR]	4:26.25	12
10 (29)	Claire Zubey Penn State [SO]	4:32.99	9
DNF	Hayley Kitching Penn State [JR]		6
DNF	Ada Rand Penn State [SO]		3
7 (16)	Lara Cota Penn [SR]	4:29.10	5
8 (24)	Daniela Quintero Columbia [SR]	4:31.69	4
9 (32)	Allison Chmielewski UMass Amherst [JR]	4:33.76	8
10 (34)	Dana Lehr Columbia [FR]	4:34.09	6
11 (35)	Meredith Wolfe Columbia [FR]	4:34.27	13
12 (39)	Stella Kuttner NYU [SO]	4:41.85	7
DNF	Lucy Henkel Columbia [SR]		10
6 (26)	Juliet Frum Navy [FR]	4:32.03	3
7 (36)	Margaret Thompson Princeton [SO]	4:35.05	7
8 (37)	Emma Levering Unattached [FR]	4:36.73	9
9 (38)	Caroline Schoen Columbia [JR]	4:37.90	8
10 (41)	Lexi Ensor Navy [JR]	4:45.25	11
DNS	Brianna Jucewicz Monmouth [SR]		10
5 (28)	Gretta Johnson Syracuse [FR]	4:32.79	7
6 (30)	Madeline Heintz Syracuse [SR]	4:33.13	6
7 (31)	Sarah Van Ornum NJIT [SO]	4:33.59	2
8 (33)	Allison Dougherty Penn State [JR]	4:33.89	5
9 (40)	Rian Johnson Temple [FR]	4:43.74	9
DNS	Chloe Esponda Army West Point [SO]		4

Women's 5000m

Results

PLACE	ATHLETE	RESULT	200	300	1						
	Emily Simko Monmouth [SO]	16:44.96	38.82	2:01.87	3:23.23	4:45.12	6:06.43	7:27.93	8:49.56	10:10.87	11:32.14
			Pl: 1	1:23.06 Pl: 2 -1	1:21.36 Pl: 2	1:21.90 Pl: 2	1:21.31 Pl: 2	1:21.51 Pl: 2	1:21.63 Pl: 2	1:21.32 Pl: 2	1:21.28 Pl: 2











Final

2	 Camy Kiser Pittsburgh [JR]	16:46.26	40.53 - Pl: 15	2:02.34 1:21.81 Pl: 7 8	20:23.8 1:21.5 Pl: 9 -	 Courtney Kaiser Penn [SO]	71:83.026 3 1:21.80 Pl: 7 1	40:07.1 1:21.08 Pl: 8 2	2:02.25 1:21.50 Pl: 8 2	44:28.56 1:01.21 Pl: 8 2	48:56.54 1:01.22 Pl: 8 2	55:46.56 1:01.22 Pl: 8 2	65:07.58 1:01.22 Pl: 8 2	72:38.26 1:01.22 Pl: 8 2	82:54.02 1:01.22 Pl: 8 2	10:21.20 1:27.18 Pl: 21 -3	11:49.07 1:27.88 Pl: 21
3	 Kristen Sarnicola Monmouth [SO]	16:50.91	39.67 - Pl: 4	2:02.07 1:22.40 Pl: 4	23:23.3 1:21.3 Pl: 4	 Elaina Rainwater Monmouth [FR]	67:84.912 3 1:21.65 Pl: 3	41:09.1 1:21.33 Pl: 3	2:02.46 1:21.4 Pl: 4	23:27.53 1:21.28 Pl: 3	54:50.24 1:21.40 Pl: 3	61:13.52 1:21.58 Pl: 3	68:09.59 1:21.58 Pl: 3	76:08.09 1:21.58 Pl: 3	82:10.105 1:21.58 Pl: 3	10:27.23 1:25.14 Pl: 24 1	11:53.98 1:26.75 Pl: 23 1
4	 Janie Cooper NYU [SR]	16:52.73	39.87 - Pl: 5	2:02.85 1:22.99 Pl: 13 -8	22:02.9 0:08 Pl: 1 1	 Katherine Merritt Army West Point [JR]	67:32.565 2 1:21.39 Pl: 1	41:48.6 1:21.81 Pl: 1	2:02.85 1:21.81 Pl: 1	22:02.9 1:21.81 Pl: 1	32:42.72 1:21.81 Pl: 1	61:09.614 1:21.81 Pl: 1	68:09.614 1:21.81 Pl: 1	76:08.09 1:21.81 Pl: 1	82:10.105 1:21.81 Pl: 1	10:20.67 1:26.59 Pl: 19	11:47.67 1:27.01 Pl: 20 -1
5	 Brianna Jucewicz Monmouth [SR]	16:54.18	40.61 - Pl: 16	2:03.07 1:22.46 Pl: 14 2	23:24.5 1:21.4 Pl: 14	 Lucia Werner Cornell [SO]	67:89.083 3 1:21.87 Pl: 9 1	40:17.2 1:21.33 Pl: 8 2	2:03.07 1:22.46 Pl: 14 2	23:24.5 1:21.4 Pl: 14	26:27.5 1:21.4 Pl: 14	26:49.76 1:21.4 Pl: 14	68:09.59 1:21.4 Pl: 14	76:08.09 1:21.4 Pl: 14	82:10.105 1:21.4 Pl: 14	10:21.01 1:21.87 Pl: 20 2	11:46.95 1:25.94 Pl: 19 1
6	 Sarah Hurst Pittsburgh [SR]	16:57.85	39.43 - Pl: 2	2:02.67 1:23.24 Pl: 11 -9	24:24.3 1:21.7 Pl: 12	 Susannah Heinz Navy [JR]	57:84.690 3 1:22.36 Pl: 13 -2	41:04.3 1:21.91 Pl: 13 -2	2:02.67 1:23.24 Pl: 11 -9	24:24.3 1:21.7 Pl: 12	26:27.5 1:21.7 Pl: 12	26:49.76 1:21.7 Pl: 12	68:09.59 1:21.7 Pl: 12	76:08.09 1:21.7 Pl: 12	82:10.105 1:21.7 Pl: 12	10:21.91 1:25.36 Pl: 21 1	11:49.35 1:27.44 Pl: 22 -1
7	 Sydney Nowicki Pittsburgh [SR]	16:59.07	40.40 - Pl: 12	2:02.19 1:21.79 Pl: 5 7	25:23.6 1:21.4 Pl: 7 -	 Paige Sheffele Navy [SO]	37:84.599 4 1:21.69 Pl: 5 1	41:01.9 1:21.51 Pl: 5 1	2:02.19 1:21.79 Pl: 5 7	25:23.6 1:21.4 Pl: 7 -	26:27.5 1:21.4 Pl: 7 -	26:49.76 1:21.4 Pl: 7 -	68:09.59 1:21.4 Pl: 7 -	76:08.09 1:21.4 Pl: 7 -	82:10.105 1:21.4 Pl: 7 -	10:20.77 1:25.15 Pl: 25	11:54.27 1:26.78 Pl: 24 1
8	 Anna McElhinney Delaware [JR]	16:59.17	40.25 - Pl: 11	2:02.54 1:22.29 Pl: 9 2	26:23.7 1:21.2 Pl: 8 -	 Annika Leineweber Delaware [JR]	57:55.012 4 1:21.77 Pl: 6 1	39:21.1 1:21.53 Pl: 6 1	2:02.54 1:22.29 Pl: 9 2	26:23.7 1:21.2 Pl: 8 -	26:46.08 1:21.2 Pl: 8 -	57:49.03 1:21.2 Pl: 8 -	68:09.59 1:21.2 Pl: 8 -	76:08.09 1:21.2 Pl: 8 -	82:10.105 1:21.2 Pl: 8 -	10:20.98 1:27.05 Pl: 27 -1	11:56.54 1:26.67 Pl: 26 1
9	 Abigail Garner Army West Point [JR]	17:01.27	41.09 - Pl: 24	2:04.01 1:22.92 Pl: 21 3	27:25.4 1:21.4 Pl: 21	 Fleur Todd-Warmoth Princeton [SO]	97:56.280 3 1:22.01 Pl: 17	41:05.4 1:22.29 Pl: 17	2:04.01 1:22.92 Pl: 21 3	27:25.4 1:21.4 Pl: 21	28:26.54 1:21.4 Pl: 21	34:54.02 1:21.4 Pl: 21	68:09.59 1:21.4 Pl: 21	76:08.09 1:21.4 Pl: 21	82:10.105 1:21.4 Pl: 21	10:27.23 1:26.32 Pl: 20 2	12:00.58 1:26.32 Pl: 28 1
10	 Rylee Davis UMass Amherst [JR]	17:04.50	41.32 - Pl: 27	2:03.52 1:22.21 Pl: 19 8	28:25.1 1:21.6 Pl: 20	 Rebecca Jansen Delaware State [FR]	48:03.543 5 1:21.39 Pl: 10 4	40:02.2 1:21.69 Pl: 10 4	2:03.52 1:22.21 Pl: 19 8	28:25.1 1:21.6 Pl: 20	28:26.54 1:21.6 Pl: 20	34:54.02 1:21.6 Pl: 20	68:09.59 1:21.6 Pl: 20	76:08.09 1:21.6 Pl: 20	82:10.105 1:21.6 Pl: 20	10:26.19 1:29.14 Pl: 23	11:57.19 1:31.00 Pl: 27 -4
11	 Beatriz Fernandes Syracuse [JR]	17:09.12	40.04 - Pl: 8	2:03.15 1:23.12 Pl: 15 -7	29:24.8 1:21.6 Pl: 17	 Lillee Tang Navy [JR]	18:09.532 5 1:22.11 Pl: 15 1	40:04.4 1:22.16 Pl: 15 1	2:03.15 1:23.12 Pl: 15 -7	29:24.8 1:21.6 Pl: 17	29:26.02 1:21.6 Pl: 17	44:22.7 1:21.6 Pl: 17	68:09.59 1:21.6 Pl: 17	76:08.09 1:21.6 Pl: 17	82:10.105 1:21.6 Pl: 17	10:38.24 1:29.93 Pl: 30 1	12:09.83 1:31.60 Pl: 29 1
12	 Alex Fleck Pittsburgh [SR]	17:10.06	40.95 - Pl: 21	2:02.82 1:21.87 Pl: 12 9	30:24.0 1:21.2 Pl: 10	 Michaela Schlemo Rutgers [SO]	58:23.837 2 1:22.13 Pl: 12	41:00.3 1:21.78 Pl: 12	2:02.82 1:21.87 Pl: 12 9	30:24.0 1:21.2 Pl: 10	30:26.18 1:21.2 Pl: 10	34:54.02 1:21.2 Pl: 10	68:09.59 1:21.2 Pl: 10	76:08.09 1:21.2 Pl: 10	82:10.105 1:21.2 Pl: 10	10:44.38 1:31.57 Pl: 31 1	12:16.07 1:30.69 Pl: 31 1
13	 Olivia Murray Unattached [SO]	17:10.61	40.17 - Pl: 10	2:02.40 1:22.23 Pl: 8 2	33:24.3 1:21.0 Pl: 5 -	 Emma Baeyens Rutgers [SR]	08:27.686 1 1:21.66 Pl: 4 1	41:03.1 1:21.39 Pl: 4 1	2:02.40 1:22.23 Pl: 8 2	33:24.3 1:21.0 Pl: 5 -	33:26.44 1:21.0 Pl: 5 -	41:45.57 1:21.0 Pl: 5 -	68:09.59 1:21.0 Pl: 5 -	76:08.09 1:21.0 Pl: 5 -	82:10.105 1:21.0 Pl: 5 -	10:46.19 1:31.78 Pl: 32 1	12:17.88 1:31.70 Pl: 31 1
14	 Leah Richardson Army West Point [SO]	17:10.75	40.49 - Pl: 13	2:03.75 1:23.26 Pl: 20 -7	DNF5.0 1:21.3 Pl: 18	 Katelyn Maley Unattached [SO]	4 8:52.44 5 1:22.00 Pl: 16 1	41:02.4 1:22.30 Pl: 16 1	2:03.75 1:23.26 Pl: 20 -7	DNF5.0 1:21.3 Pl: 18	DNF5.0 1:21.3 Pl: 18	DNF5.0 1:21.3 Pl: 18	DNF5.0 1:21.3 Pl: 18	DNF5.0 1:21.3 Pl: 18	DNF5.0 1:21.3 Pl: 18	15 1:21.33 Pl: 14	
15	 Sienna Miller Pittsburgh [SO]	17:17.36	41.27 - Pl: 26	4:15.5 0:28 Pl: 1 25	DNF4.4 2:42.9 Pl: 13 -	 Aoife Shovlin Penn [FR]	4 8:52.09 5 1:22.15 Pl: 14 1	41:05.4 1:22.04 Pl: 14 1	4:15.5 0:28 Pl: 1 25	DNF4.4 2:42.9 Pl: 13 -	DNF4.4 2:42.9 Pl: 13 -	DNF4.4 2:42.9 Pl: 13 -	DNF4.4 2:42.9 Pl: 13 -	DNF4.4 2:42.9 Pl: 13 -	DNF4.4 2:42.9 Pl: 13 -	1 1:22.78 Pl: 15	
16	 Anna Todd UMass Amherst [JR]	17:23.53	41.40 - Pl: 28	2:02.03 1:20.63 Pl: 3 25	DNF3.3 1:21.3 Pl: 3	 Maeli Gleason Rutgers [FR]	0 8:50.40 3 1:22.31 Pl: 8 -4	40:52.2 1:22.01 Pl: 8 -4	2:02.03 1:20.63 Pl: 3 25	DNF3.3 1:21.3 Pl: 3	DNF3.3 1:21.3 Pl: 3	DNF3.3 1:21.3 Pl: 3	DNF3.3 1:21.3 Pl: 3	DNF3.3 1:21.3 Pl: 3	DNF3.3 1:21.3 Pl: 3	8 1:28.29 Pl: 28 -1	
17	 Sarah Lawson Syracuse [FR]	17:25.69	40.14 - Pl: 9	2:03.42 1:23.28 Pl: 17 -8	DNF3.0 1:21.6 Pl: 19	 Abigail Kolbe Princeton [FR]	6 8:55.64 1 1:23.68 Pl: 20 -3	41:05.9 1:24.10 Pl: 20 -3	2:03.42 1:23.28 Pl: 17 -8	DNF3.0 1:21.6 Pl: 19	DNF3.0 1:21.6 Pl: 19	DNF3.0 1:21.6 Pl: 19	DNF3.0 1:21.6 Pl: 19	DNF3.0 1:21.6 Pl: 19	DNF3.0 1:21.6 Pl: 19	9 1:29.94 Pl: 29 4	
18	 Bradley Weldon Bucknell [JR]	17:26.75	39.63 - Pl: 3	2:02.59 1:22.97 Pl: 10 -7	DNF4.1 1:21.5 Pl: 11 -	 Abigail Ringwood Army West Point [FR]	7 8:51.62 3 1:22.75 Pl: 11 -2	10:14.05 1:22.43 Pl: 13 -2	2:02.59 1:22.97 Pl: 10 -7	DNF4.1 1:21.5 Pl: 11 -	DNF4.1 1:21.5 Pl: 11 -	DNF4.1 1:21.5 Pl: 11 -	DNF4.1 1:21.5 Pl: 11 -	DNF4.1 1:21.5 Pl: 11 -	DNF4.1 1:21.5 Pl: 11 -	13 1:29.00 Pl: 18 -1	
19	 Nina Sgambelluri Delaware [SR]	17:31.25	40.93 - Pl: 20	2:05.17 1:24.24 Pl: 31 -11	DNF3.3 1:23.3 Pl: 33	 Jane Phillips Navy [SO]	0 9:05.13 3 1:24.74 Pl: 28 1	10:29.72 1:24.59 Pl: 26 2	2:05.17 1:24.24 Pl: 31 -11	DNF3.3 1:23.3 Pl: 33	DNF3.3 1:23.3 Pl: 33	DNF3.3 1:23.3 Pl: 33	DNF3.3 1:23.3 Pl: 33	DNF3.3 1:23.3 Pl: 33	DNF3.3 1:23.3 Pl: 33	30 1:19.63 Pl: 19 2	

Women's Seeded 5000m

Final

Results

PLACE	ATHLETE	RESULT	200	600	12	18	24	30	36	42	48	54	60	66	72	78	84	90	96	102	108	114	120	
1	 Meg Madison Princeton [SO]	15:47.14	39.46 - Pl: 16	1:55.63 1:16.17 Pl: 7 9	3:11.46 1:15.84 Pl: 8 -1	 Peyton Leigh Princeton [JR]	16:31.80 8:17.78 Pl: 16 11	39:16 1:18.89 Pl: 16 11	1:57.96 1:18.07 Pl: 16 11	3:16.02 1:19.06 Pl: 16 11	4:35.27 1:20.43 Pl: 16 11	5:55.70 1:19.53 Pl: 16 11	7:15.22 1:19.53 Pl: 16 11	8:35.61 1:20.40 Pl: 16 11	9:56.45 1:20.84 Pl: 16 11	11:18.01 1:21.57 Pl: 16 11								
2	 Chloe Whiting Bryant [SR]	15:51.90	37.60 - Pl: 2	1:53.84 1:16.24 Pl: 2	3:09.82 1:15.98 Pl: 2	 Julia Caputo Johnston & Wales (R.I.) [SR]	8:15.79 1:14.56 Pl: 16 11	39:22 1:18.89 Pl: 16 11	1:57.96 1:18.07 Pl: 16 11	3:16.02 1:19.06 Pl: 16 11	4:35.27 1:20.43 Pl: 16 11	5:55.70 1:19.53 Pl: 16 11	7:15.22 1:19.53 Pl: 16 11	8:35.61 1:20.40 Pl: 16 11	9:56.45 1:20.84 Pl: 16 11	11:18.01 1:21.57 Pl: 16 11								
3	 Anna McNatt Princeton [JR]	15:54.01	38.51 - Pl: 8	1:55.50 1:17.00 Pl: 8	3:11.26 1:15.77 Pl: 6 2	 Ella Cook Pittsburgh [SO]	16:34.22 8:16.05 Pl: 16 11	40:08 1:18.89 Pl: 16 11	1:57.96 1:18.07 Pl: 16 11	3:16.02 1:19.06 Pl: 16 11	4:35.27 1:20.43 Pl: 16 11	5:55.70 1:19.53 Pl: 16 11	7:15.22 1:19.53 Pl: 16 11	8:35.61 1:20.40 Pl: 16 11	9:56.45 1:20.84 Pl: 16 11	11:18.01 1:21.57 Pl: 16 11								
4	 Emma de Jong Princeton [SO]	16:00.86	38.84 - Pl: 9	1:56.22 1:17.39 Pl: 9	3:12.12 1:15.91 Pl: 9	 Emily Cooper Princeton [JR]	8:23.51 1:17.66 Pl: 16 11	41:01 1:17.39 Pl: 16 11	1:57.96 1:18.07 Pl: 16 11	3:16.02 1:19.06 Pl: 16 11	4:35.27 1:20.43 Pl: 16 11	5:55.70 1:19.53 Pl: 16 11	7:15.22 1:19.53 Pl: 16 11	8:35.61 1:20.40 Pl: 16 11	9:56.45 1:20.84 Pl: 16 11	11:18.01 1:21.57 Pl: 16 11								
5	 Lily Murphy Penn [SR]	16:02.17	37.72 - Pl: 3	1:54.02 1:16.30 Pl: 3	3:09.93 1:15.92 Pl: 3	 Ellen Baker Pittsburgh [SR]	8:15.05 1:14.00 Pl: 16 11	40:03 1:18.89 Pl: 16 11	1:57.96 1:18.07 Pl: 16															

DNF	Jasmine Trott Bryant [SR]	37.46 - Pl: 1	1:53.73 1:16.28 Pl: 1	DNF.63 1:15.90 Pl: 1	Kyah Anderson Unattached [FR]	8:24.22 1:23.21 Pl: 12 -11	40.67 - Pl: 26	2:00.15 1:19.49 Pl: 26	3:22.31 1:22.16 Pl: 26	4:44.68 1:22.37 Pl: 26	6:08.29 1:23.62 Pl: 26	7:34.02 1:25.74 Pl: 26	9:00.58 1:26.56 Pl: 25 1	10:12.97 3:16.40 Pl: 24 1
DNF	Katie Dallas Penn State [JR]	38.45 - Pl: 7	1:55.40 1:16.96 Pl: 5 2	DNF.26 1:15.86 Pl: 6 -1	Margaret Thompson Princeton [SO]	39.68 - Pl: 17	2:00.10 1:20.42 Pl: 25 -8	3:22.20 1:22.10 Pl: 25	4:44.46 1:22.27 Pl: 25	6:07.09 1:22.64 Pl: 25	7:30.95 1:23.87 Pl: 24 1	8:53.15 1:22.20 Pl: 23 1	10:14.52 1:21.37 Pl: 22 1	

Women's 100m Hurdles

Final

Results

Wind: 1.7 m/s

PLACE	ATHLETE	RESULT	LN/POS		ATHLETE	RESULT	
1	Arianna Allen Cornell [FR]	13.62 13.616	6	5	Sofia Swindell Penn [FR]	13.70	1
2	Jia Anderson Navy [SR]	13.62 13.620	3	6	Amelia Kristen Penn [JR]	13.73	4
3	Maddie Pitts Unattached	13.68	5	7	Julia Jongejeugd Princeton [SR]	13.77	8
				8	Divine Bamgboye Cornell [FR]	13.81	7
					Giuliana Ligor Penn [FR]	13.90	2

Women's 100m Hurdles

1st Round

Results

Top 1 from each Heat (Q) + Next 4 (q) to Final

PLACE	ATHLETE	RESULT	WIND	HE/16		ATHLETE	RESULT	WIND	HE/16
1	Maddie Pitts Unattached	13.63 [Q]	1.2 m/s	3 (1)	5	Dakota Jones NJIT [FR]	14.72	1.8 m/s	4 (5)
2	Jia Anderson Navy [SR]	13.91 [q] 13.909	1.2 m/s	3 (2)	7	Joy Taiwo Delaware State [JR]	14.73	-2.2 m/s	1 (4)
2	Arianna Allen Cornell [FR]	13.91 [Q] 13.909	-2.2 m/s	1 (1)	5	Kayla Kelsick NJIT [FR]	14.79	1.2 m/s	3 (6)
4	Divine Bamgboye Cornell [FR]	13.92 [Q]	1.8 m/s	4 (1)	5	Makenzie Baisch Army West Point [FR]	14.82	0.0 m/s	2 (4)
5	Amelia Kristen Penn [JR]	13.93 [Q]	0.0 m/s	2 (1)	6	Milan Smith Army West Point [FR]	14.83	0.0 m/s	2 (5)
6	Julia Jongejeugd Princeton [SR]	13.96 [q]	-2.2 m/s	1 (2)	6	Belle Bennett Cornell [JR]	14.85	0.0 m/s	2 (6)
7	Giuliana Ligor Penn [FR]	13.99 [q]	1.8 m/s	4 (2)	4	Oluwanifemi Olufowobi NJIT [SO]	14.95	1.8 m/s	4 (6)
8	Sofia Swindell Penn [FR]	14.00 [q]	0.0 m/s	2 (2)	5	Lilas Esprit Monmouth [FR]	15.10	1.2 m/s	3 (7)
9	Tesaira Williams UMass Amherst [SO]	14.24	-2.2 m/s	1 (3)	7	Gianna Green Monmouth [SO]	15.25	-2.2 m/s	1 (5)
10	Jennifer Williams UMass Amherst [SR]	14.27	0.0 m/s	2 (3)	7	Caroline Rey Navy [SR]	16.65	1.8 m/s	4 (7)
11	Audrey Hubbell Cornell [SO]	14.43	1.8 m/s	4 (3)	DNF	Bennett Pidro Navy [SO]	16.66	-2.2 m/s	1 (6)
12	Giselle Kirchner Princeton [SO]	14.57 14.565	1.2 m/s	3 (3)	DNF	Mercedes Cruz-Fletcher St. Peter's [FR]	0.0 m/s	2	1
13	Janell Mordi Rider [FR]	14.57 14.567	1.8 m/s	4 (4)	DNF	Kiran George Colgate [JR]	0.0 m/s	2	2
14	Hailey Guerrieri Monmouth [SR]	14.62	1.2 m/s	3 (4)	DNF	Paula-Marie Brown Cornell [SR]			1
15	Ava John Princeton [FR]	14.68	1.2 m/s	3 (5)	DNF	Isabella Sing Manhattan [SR]			1
					4	Yuliya Maslouskaya Penn [FR]	1.8 m/s	4	8

Heat-by-Heat

Heat 1

Wind: -2.2 m/s

PL	ATHLETE	MARK		PL	ATHLETE	MARK	
1 (2)	Arianna Allen Cornell [FR]	13.91 [Q]	6 (26)	4 (17)	Joy Taiwo Delaware State [JR]	14.73	8
2 (6)	Julia Jongejeugd Princeton [SR]	13.96 [q]	DNF	5 (24)	Gianna Green Monmouth [SO]	15.25	1
3 (9)	Tesaira Williams UMass Amherst [SO]	14.24	DNF		Bennett Pidro Navy [SO]	16.66	3
					Paula-Marie Brown Cornell [SR]		4
					Isabella Sing Manhattan [SR]		2

Heat 2

Wind: 0.0 m/s

PL	ATHLETE	MARK		PL	ATHLETE	MARK	
1 (5)	Amelia Kristen Penn [JR]	13.93 [Q]	6 (21)	4 (19)	Makenzie Baisch Army West Point [FR]	14.82	4
2 (8)	Sofia Swindell Penn [FR]	14.00 [q]	DNF	5 (20)	Milan Smith Army West Point [FR]	14.83	8
3 (10)	Jennifer Williams UMass Amherst [SR]	14.27	DNF		Belle Bennett Cornell [JR]	14.85	3
					Mercedes Cruz-Fletcher St. Peter's [FR]		1
					Kiran George Colgate [JR]		2

Heat 3

Wind: 1.2 m/s

PL	ATHLETE	MARK		PL	ATHLETE	MARK	
1 (1)	Maddie Pitts Unattached	13.63 [Q]	4 (14)	2 (2)	Jia Anderson Navy [SR]	13.91 [q]	7
				3 (12)	Giselle Kirchner Princeton [SO]	14.57	6
					Hailey Guerrieri Monmouth [SR]	14.62	8

5 (15)	Ava John Princeton [FR]	14.68 7423)	Lilas Esprit Monmouth [FR]	15.10 2
6 (18)	Kayla Kelsick NJIT [FR]	14.79 3		

Heat 4
Wind: 1.8 m/s

PL	ATHLETE	MARK			
4 (13)	Janell Mordi Rider [FR]			14.57	2
5 (16)	Dakota Jones NJIT [FR]			14.72	7
1 (4)	Divine Bamgboye Cornell [FR]	13.92 Q	6 (82)	Oluwanifemi Olufowobi NJIT [SO]	14.95 1
2 (7)	Giuliana Ligor Penn [FR]	13.99 q	7 (25)	Caroline Rey Navy [SR]	16.65 6
3 (11)	Audrey Hubbell Cornell [SO]	14.43 DNS		Yuliya Maslouskaya Penn [FR]	8

Women's 400m Hurdles

Final

Results

PLACE	ATHLETE	RESULT	HEA			
1	Chidubem (Miriam) Okwudibonye Delaware State [SR]	58.60	1 (1)	7	Marion Jacobs Monmouth [FR]	1:04.43 3 (3) 7
2	Gloria Guerrier Yale [JR]	58.77	1 (2)	4	Jasmine Mason Rudolph Stony Brook [JR]	1:04.71 3 (4) 6
3	Ingibjorg Sigurdardottir UMass Amherst [FR]	1:00.65	2 (1)	5	Jessica Black Navy [FR]	1:05.07 2 (7) 2
4	Annika Topchy Penn [SR]	1:00.71	1 (3)	2	Emily Brown Delaware [FR]	1:05.17 4 (1) 5
5	Caden Simpson Monmouth [SO]	1:01.63	2 (2)	7	Kennedi Poullard Columbia [SR]	1:05.33 2 (8) 8
6	Sabrina Sardar Army West Point [FR]	1:02.03	2 (3)	6	Mackenzie Owens Delaware [SO]	1:05.91 3 (5) 8
7	Chloe Smith Temple [SO]	1:02.23	1 (4)	1	Janell Mordi Rider [FR]	1:06.55 3 (6) 1
8	Addyson White Penn State [SO]	1:02.35	1 (5)	8	Oriyah Clay Maryland-Eastern Shore [FR]	1:06.59 4 (2) 7
9	Kylie Jacoutot Penn State [JR]	1:02.65	2 (4)	1	Joshira Adams Rider [FR]	1:07.04 4 (3) 6
10	Ava Nebel Penn [FR]	1:03.41	2 (5)	4	Makenzie Baisch Army West Point [FR]	1:17.10 3 (7) 3
11	Peighton Marrero Navy [FR]	1:03.52	2 (6)	3	Elise Sawyer Cornell [JR]	1 3
12	Nelagh Matthews NJIT [JR]	1:04.04	3 (1)	2	Amelia Kristen Penn [JR]	1 5
13	Jennifer Williams UMass Amherst [SR]	1:04.22	3 (2)	5	Morgan Blackford Navy [JR]	3 4
			DNS		Laila Payne Princeton [FR]	1 6

Heat-by-Heat

Heat 1

PL	ATHLETE	MARK	LN/		
1 (1)	Chidubem (Miriam) Okwudibonye Delaware State [SR]	58.60	5 (8)	7	Addyson White Penn State [SO]
2 (2)	Gloria Guerrier Yale [JR]	58.77	DNF	4	Elise Sawyer Cornell [JR]
3 (4)	Annika Topchy Penn [SR]	1:00.71	DNS	2	Amelia Kristen Penn [JR]
			DNS		Laila Payne Princeton [FR]

Heat 2

PL	ATHLETE	MARK	LN/POS		
1 (3)	Ingibjorg Sigurdardottir UMass Amherst [FR]	1:00.65	5	4 (9)	Kylie Jacoutot Penn State [JR]
2 (5)	Caden Simpson Monmouth [SO]	1:01.63	7	5 (10)	Ava Nebel Penn [FR]
3 (6)	Sabrina Sardar Army West Point [FR]	1:02.03	6	6 (11)	Peighton Marrero Navy [FR]
				7 (16)	Jessica Black Navy [FR]
				8 (18)	Kennedi Poullard Columbia [SR]

Heat 3

PL	ATHLETE	MARK	LN/POS		
1 (12)	Nelagh Matthews NJIT [JR]	1:04.04	2	4 (15)	Jasmine Mason Rudolph Stony Brook [JR]
2 (13)	Jennifer Williams UMass Amherst [SR]	1:04.22	5	5 (19)	Mackenzie Owens Delaware [SO]
3 (14)	Marion Jacobs Monmouth [FR]	1:04.43	7	6 (20)	Janell Mordi Rider [FR]
				7 (23)	Makenzie Baisch Army West Point [FR]
				DNF	Morgan Blackford Navy [JR]

Heat 4

PL	ATHLETE	MARK	LN/POS		
1 (17)	Emily Brown Delaware [FR]	1:05.17	5	2 (21)	Oriyah Clay Maryland-Eastern Shore [FR]
				3 (22)	Joshira Adams Rider [FR]

Women's 3000m Steeplechase

Final

Results

PLACE	ATHLETE	RESULT	200	600	14													
1	Claire Lewis Army West Point [SR]	10:03.05	42:59	2:01.75	3:21.2	N Madeline Palmisciano Navy [SO]	10:53.84	42.97	2:06.57	3:31.31	4:57.25	6:25.95	7:57.18	9:28.59	10:53.84	2 (3)		
2	Olivia Fraga Brown [JR]	10:07.72	42:53	2:01.49	3:20.8	V Cecilia Montagnese Villanova [FR]	10:55.37	45:32	2:06.41	3:30.22	4:55.85	6:22.10	7:51.89	9:24.97	10:55.37	1 (12)		
3	Adele Martin Penn [FR]	10:17.26	43:10	2:01.67	3:21.1	E Erin McGoey Delaware [SO]	10:57.29	42:70	2:07.59	3:33.96	5:01.48	6:30.71	8:00.32	9:30.61	10:57.29	2 (4)		
4	Agnes Thundal UMass Amherst [SO]	10:21.67	42:81	2:01.95	3:21.4	S Mackenzie Cook Syracuse [FR]	10:57.34	43:16	2:07.00	3:32.03	5:00.28	6:30.58	8:02.36	9:33.75	10:57.34	2 (5)		
5	Zoe Mosher Villanova [FR]	10:24.26	43:84	2:05.80	3:28.6	N Susanna Henderson Navy [JR]	10:59.79	43:29	2:08.18	3:34.66	5:02.88	6:34.34	8:04.60	9:35.06	10:59.79	2 (6)		
6	Isabella Spagnoli Hofstra [FR]	10:31.06	44:06	2:05.20	3:28.1	C Chloe Esponda Army West Point [SO]	11:05.07	44:89	2:07.21	3:30.85	4:56.06	6:23.17	7:55.27	9:30.87	11:05.07	1 (13)		
7	Mia-Claire Kezal Navy [SR]	10:32.52	43:42	2:03.87	3:27.1	R Nicole Dauberman Rider [JR]	11:10.26	42:72	2:06.75	3:32.94	5:00.88	6:30.02	8:01.80	9:35.92	11:10.26	2 (7)		
8	Elena Barrall Pittsburgh [FR]	10:33.11	45:14	2:07.25	3:30.5	N Eleanor Whisler Navy [FR]	11:13.11	41:08	2:04.29	3:30.71	4:59.58	6:31.04	8:03.72	9:40.01	11:13.11	2 (8)		
9	Maisie McManus Cornell [JR]	10:35.99	44:84	2:06.93	3:29.3	M Avery Errico Monmouth [FR]	11:16.88	44:28	2:11.38	3:41.02	5:12.78	6:44.85	8:17.63	9:49.95	11:16.88	2 (9)		
10	Alexandra Volkart Army West Point [SO]	10:37.55	42:90	2:04.09	3:27.3	P Kate Hos Penn [SO]	11:17.49	43:99	2:08.85	3:36.88	5:07.63	6:40.10	8:14.72	9:48.34	11:17.49	2 (10)		
11	Abigail Ringwood Army West Point [FR]	10:37.89	44:08	2:05.89	3:29.7	N Amelie Loomis Navy [SO]	11:32.90	48:19	2:08.84	3:37.58	5:09.80	6:45.52	8:23.82	10:01.53	11:32.90	2 (11)		
12	Sara Khiri Penn [SO]	10:40.25	41:50	2:05.34	3:31.2	I McKenna Arguien Iona [JR]	11:40.25	49:21	2:11.38	3:41.02	5:12.78	6:44.85	8:17.63	9:49.95	11:16.88	2 (9)		
13	Caroline Carter Navy [JR]	10:52.79	43:49	2:07.99	DNS	M Bailee Christofis Manhattan [JR]	11:40.25	49:21	2:11.38	3:41.02	5:12.78	6:44.85	8:17.63	9:49.95	11:16.88	2 (9)		
						M Kristen Sarnicola Monmouth [SO]	11:40.25	49:21	2:11.38	3:41.02	5:12.78	6:44.85	8:17.63	9:49.95	11:16.88	2 (9)		

Heat-by-Heat

Heat 1

PL	ATHLETE	MARK	LN/POS
1 (1)	Claire Lewis Army West Point [SR]	10:03.05	3
2 (2)	Olivia Fraga Brown [JR]	10:07.72	2
3 (3)	Adele Martin Penn [FR]	10:17.26	14
4 (4)	Agnes Thundal UMass Amherst [SO]	10:21.67	4
5 (5)	Zoe Mosher Villanova [FR]	10:24.26	1
6 (6)	Isabella Spagnoli Hofstra [FR]	10:31.06	11

Heat 2

PL	ATHLETE	MARK	LN/POS
1 (12)	Sara Khiri Penn [SO]	10:40.25	11
2 (13)	Caroline Carter Navy [JR]	10:52.79	4
3 (14)	Madeline Palmisciano Navy [SO]	10:53.84	7
4 (16)	Erin McGoey Delaware [SO]	10:57.29	8
5 (17)	Mackenzie Cook Syracuse [FR]	10:57.34	1
6 (18)	Susanna Henderson Navy [JR]	10:59.79	3

7 (7)	Mia-Claire Kezal Navy [SR]	10:32.52	10
8 (8)	Elena Barrall Pittsburgh [FR]	10:33.11	9
9 (9)	Maisie McManus Cornell [JR]	10:35.99	12
10 (10)	Alexandra Volkart Army West Point [SO]	10:37.55	6
11 (11)	Abigail Ringwood Army West Point [FR]	10:37.89	7
12 (15)	Cecilia Montagnese Villanova [FR]	10:55.37	8
13 (19)	Chloe Esponda Army West Point [SO]	11:05.07	13
DNS	Kristen Sarnicola Monmouth [SO]		5
7 (20)	Nicole Dauberman Rider [JR]	11:10.26	6
8 (21)	Eleanor Whisler Navy [FR]	11:13.11	2
9 (22)	Avery Errico Monmouth [FR]	11:16.88	13
10 (23)	Kate Hos Penn [SO]	11:17.49	9
11 (24)	Amelie Loomis Navy [SO]	11:32.90	10
DNS	McKenna Arguien Iona [JR]		5
DNS	Bailee Christofis Manhattan [JR]		12

Women's High Jump

Final

Results

PLACE	ATHLETE	RESULT	1.63	1.68	1.74												
1	Alysa Carrigan Princeton [SO]	1.82	5-4 1/4	5-6	5-7	V Valerie Ashamu Delaware State [SO]	1.68	O	O	XXX							16
2	Lyee Simms Maryland-Eastern Shore [JR]	1.79	O	O	O	P Samantha Strydesky Penn State [JR]	1.68	O	06	XXX							15
3	Imke van der Spoel Monmouth [FR]	1.72	O	O	O	P Audrey Kirkutis Princeton [JR]	1.68	O	05	XXX							20
								XXO	X0	XXX							21

8	Ijeoma Eziri Penn [SR]	11.78 38-7 ¾ 0.0	11.55 37-10 ¾ 1.7	X	1511.78 38-7 ¾ 0.0	Alexa McMillian NYU [FR]	11.50 37-8 ¾ 4.0	X	11.50 37-8 ¾ 4.0	X	1-7
9	Naomee Adisa Monmouth [SO]	11.75 38-6 ¾ -2.4	11.41 37-5 ¾ -1.1	11.40 37-5 2.3	1511.75 38-6 ¾ -2.4	Sanaa Virgil Delaware State [JR]	11.50 37-8 ¾ 0.2	11.40 37-5 0.4	11.50 37-8 ¾ 0.2	11.30 37-1 -0.4	2-1
10	Erin Allert Army West Point [JR]	11.70 38-4 ¾ 0.8	11.39 37-4 ¾ 0.0	11.46 37-7 ¾ 1.5	1711.70 38-4 ¾ 0.8	Rafaela Drake Columbia [SO]	11.45 37-6 ¾ -1.7	11.45 37-5 -1.7	X	11.02 36-2 -0.2	1-2
11	Paola Valle Monmouth [JR]	11.69 38-4 ¾ -1.4	11.27 36-11 ¾ 0.0	X	1811.69 38-4 ¾ -1.4	Zariyah Braxton Columbia [SR]	11.40 37-5 0.0	11.40 37-5 0.0	11.22 36-9 ¾ 0.0	X	1-1
12	Soraya Patterson Princeton [SR]	11.56 37-11 ¼ -0.3	X	X	1911.56 37-11 ¼ -0.3	Deja Scott Temple [SO]	11.25 36-11 0.5	11.20 36-9 1.9	11.03 36-2 ¾ 0.6	11.25 36-11 0.5	1-8
12	Gina Smith Villanova [JR]	11.56 37-11 ¼ 0.0	X	11.56 37-11 ¼ 0.0	2011.49 37-8 ¾ 0.0	Sarah Caldwell Cornell [SR]	11.04 36-2 ¾ 0.0	X	11.04 36-2 ¾ 0.0	10.96 35-11 ½ 0.0	2-9
14	Elizabeth Graham Cornell [SO]	11.54 37-10 ½ 0.3	X	11.45 37-6 ¾ 1.3	DNS 54 37-10 ½ DNS 3	Samara Jones Rider [SR]	0.0				1-6
						Reagan Schwartz Temple [SO]	0.0				2-2

Women's Shot Put

Final

Results

PLACE	ATHLETE	RESULT	1ST	2ND	3	4	5	6	7	8	9	10	11	12	
1	Jordan Hecht Army West Point [JR]	16.69 54-9 ¼ 49-4 ½	15.05 49-4 ½	X	16.69 54-9 ¼	Claire Springer Cornell [SO]	13.85 45-5 ¼	13.67 44-10 ¼	13.85 45-5 ¼	13.82 45-4 ¾					1-9
2	Skye Patrie-Cameron Penn State [FR]	16.68 54-8 ¾	16.00 52-6	16.41 53-10 ¼	16.39 53-9 ¾	Carly Borgelt Army West Point [FR]	13.75 45-1 ½	13.49 44-3 ¾	X	13.75 45-1 ½					1-4
3	Brooke Lumpkin Virginia [SR]	16.26 53-4 ¼	15.86 52-0 ¾	16.26 53-4 ¼	15.97 52-4 ¾	Julia Santos Princeton [FR]	13.68 44-10 ¼	X	13.34 43-9 ¼	13.68 44-10 ¼					1-2
4	Janae Profit Virginia [SR]	16.20 53-1 ¾	15.61 51-2 ¾	15.95 52-4	15.66 51-4 ½	Gretchen Hurt Navy [SO]	13.65 44-9 ½	12.60 41-4 ¼	13.65 44-9 ½	X					1-10
5	Nadia Lytle Unattached	15.72 51-7	15.46 50-8 ¾	14.54 47-8 ½	X	Lydia Oldenkamp Army West Point [FR]	13.58 44-6 ¾	12.96 42-6 ¾	13.58 44-6 ¾	X					1-1
6	Makenna Marshall Princeton [SR]	15.06 49-5	14.09 46-2 ¾	14.84 48-8 ¼	X	Lauren Smith Cornell [FR]	13.42 44-0 ½	12.57 41-3	13.42 44-0 ½	13.29 43-7 ¼					1-5
7	Layla Giordano Princeton [SO]	14.84 48-8 ¼	X	X	14.40 207-3	Kendra Green Rider [FR]	13.07 42-10 ¼	13.07 42-10 ¼	12.80 42-0	12.96 42-6 ¾					1-12
8	Julie Thomas Monmouth [JR]	14.49 47-6 ½	14.03 46-0 ¾	14.44 47-4 ½	14.49 247-6 ½	Theresa Breckley Virginia [SO]	12.92 42-4 ¾	X	X	12.92 42-4 ¾					1-8
9	Jana Ter Wee Princeton [SO]	14.40 47-3	X	14.40 47-3	13.53 224-4 ¾	Julia Norris Navy [FR]	12.47 40-11	12.38 40-7 ½	X	12.47 40-11					1-7
10	Olamide Ayeni Delaware [SO]	14.34 47-0 ¾	13.03 42-9	13.97 45-10	14.34 DNS ¾	Ciara Demarest Rutgers [SO]	12.46 40-10 ½	12.46 40-10 ½	X	X					1-6
11	Sara Sahadi Army West Point [SR]	14.32 46-11 ¼	13.71 44-11 ¾	13.85 45-5 ¾	14.32 DNS ¾	Jessica Oji Penn [FR]									2-8
12	Nicole Loy Cornell [SR]	13.97 45-10	13.97 45-10	12.92 42-4 ¾	13.66 DNS ¾	Sasha Garnett Penn State [FR]									2-6
						Suzie Kennelly Virginia [FR]									2-2

Women's Discus Throw

Final

Results

PLACE	ATHLETE	RESULT	1ST	2ND	3	4	5	6	7	8	9	10	11	
1	Olamide Ayeni Delaware [SO]	53.85 176-8	53.85 176-8	50.48 165-7	53.48 171 3/8	Stella Inman Penn [SR]	44.39 145-7	44.26 145-2	X	44.39 145-7				1-1
2	Janae Profit Virginia [SR]	53.73 176-3	X	48.66 159-8	53.13 174 3/8	Sara Sahadi Army West Point [SR]	44.35 145-6	X	44.35 145-6	X				1-3
3	Layla Giordano Princeton [SO]	52.37 171-10	X	49.09 161-0	X 15	Kiana Emerson Army West Point [SR]	43.87 143-11	40.05 131-4	43.87 143-11	32.33 106-1				1-4
4	Maggie Hansen Monmouth [FR]	48.31 158-6	46.90 153-10	41.94 137-7	44.61 146 1/4	Julia Norris Navy [FR]	43.65 143-2	37.54 123-2	42.21 138-6	43.65 143-2				1-5
5	Jordan Hecht Army West Point [JR]	48.16 158-0	X	46.62 152-11	47.12 151 7/8	Nalina Smith Navy [JR]	43.38 142-4	43.38 142-4	X	X				1-7
6	Makenna Marshall Princeton [SR]	47.54 156-0	47.54 156-0	X	X 18	Juliana Juras Binghamton [FR]	42.44 139-3	38.15 125-2	38.46 126-2	42.44 139-3				1-10
7	Jessica Oji Penn [FR]	47.19 154-10	47.19 154-10	44.94 147-5	X 19	Jada Mia Puryear Columbia [SR]	41.25 135-4	41.25 135-4	X	38.60 126-8				1-9
8	Julie Thomas Monmouth [JR]	46.91 153-11	45.60 149-7	46.73 153-3	46.29 152 0/10	Maria Chiariello Rider [JR]	39.29 128-11	38.19 125-3	39.29 128-11	X				1-2
9	Genesis Castro Monmouth [FR]	46.79 153-6	45.31 148-8	40.25 132-0	46.79 152 1/8	Emilia Labruyere Army West Point [SO]	38.37 125-10	X	X	38.37 125-10				1-11
10	Nubia Evans-Shields Delaware [FR]	45.70 149-11	44.80 147-0	41.32 135-7	45.70 DNS	Ciara Demarest Rutgers [SO]	36.33 119-2	36.33 119-2	X	X				1-6
11	Theresa Breckley Virginia [SO]	44.81 147-0	44.81 147-0	44.24 145-2	43.21 141-9	Suzie Kennelly Virginia [FR]								2-1

Women's Hammer Throw

Final

Results

PLACE	ATHLETE	RESULT	1ST	2ND	3	4	5	6	7	8	9	10		
1	Charlotta Sandkula Virginia [FR]	66.78 219-1	65.40 214-7	65.89 216-2	65.02 213-4	Angela McAuslan-Kelly Princeton [JR]	60.86 199-8	X	59.59 195-6	X	59.30 194-7	60.86 199-8	60.75 199-3	2-10

Men's 4x400

Final

Results

PLACE	ATHLETE	MARK	LN/POS	PL	ATHLETE	MARK	LN/POS
1	Delaware State [A] Alonzo Sims Jr, Keith Jenerette, Tori Willis Jr., Sage Phillips	3:19.28	8	1	Delaware State [B] Conor McFadden, Cooper Wakley, Derajah Hardy, Ayden Henley	3:19.28	7
2	Princeton [A] Isa Hitchens, Karl Dietz, Aiden Silvestri, Kobeyeh Riley	3:19.96	5	2	Delaware State [B] Jonah Sydney, Nanjo Levec, Kenneth Cruz, Donovan Dixon	3:19.96	5
3	Cornell [A] Garrett Brennan, Jason Meza, Seamus Finn, Michael Mazero	3:20.14	5	3	Army West Point [A] Jack Musgrave, Todd Worth, Jack Kemling, Canyon Hall	3:20.14	5
4	UMass Amherst [A] Noah Mulligan, Chris Scalia, Mark Sten, Godot Gaskins	3:21.45	8	4	NJIT [A] Moustafa Abdelaal, Jaeden Henry, Jason Alvarez, Tyler Passmore	3:21.45	8
5	Iona [A] Joshua Aceto, Jack Brethauer, Dylan Donegan, Jaylen Mozone	3:28.37	8	5	Navy [C] Jamison Scott, Nicolas Simmons, Charles Skaggs, Alakai Perrion	3:28.37	8
6	Navy [A] Simon Alexander, David Walker, Jason Keiser, Nathan Kent	50.81	2	6	Colgate [A] Samuel Heaven, Marcus Chu, Jeffery Groth, Joshua Antoine	50.81	2
7	Maryland-Eastern Shore [A] Destiny Emuze, David Edward-Etafo, Fidelis Osunkwo, Kamoi Tracey	1:43.36	2	7	NJIT [B] Elisha Bugasch, Davin Duffy, James Estafanous, Ryan Lang	1:43.36	2

Heat-by-Heat

Heat 1

PL	ATHLETE	MARK	LN/POS
1 (4)	UMass Amherst UMass Amherst [A]	3:13.97	3
2 (5)	Iona Iona [A]	3:14.74	4
3 (6)	Navy Navy [A]	3:16.04	6

4 (8)	Navy Navy [B]	3:19.28	7
5 (9)	Delaware State Delaware State [B]	3:19.96	5
6 (12)	Navy Navy [C]	3:28.37	8
DNF	NJIT NJIT [B]		2

Heat 2

PL	ATHLETE	MARK	LN/POS
1 (1)	Delaware State Delaware State [A]	3:13.04	3
2 (2)	Princeton Princeton [A]	3:13.27	4
3 (3)	Cornell Cornell [A]	3:13.38	6

4 (7)	Maryland-Eastern Shore Maryland-Eastern Shore [A]	3:16.59	7
5 (10)	Army West Point Army West Point [A]	3:20.14	5
6 (11)	NJIT NJIT [A]	3:21.45	8
DNF	Colgate Colgate [A]		2

Men's 100m

Final

Results

PLACE	ATHLETE	RESULT	WIND	HEAT	LI	PL	ATHLETE	MARK	WIND	HEAT	LI
1	Jackson Clarke Princeton [JR]	10.21	1.3 m/s	1 (1)	-5	18	John Catherman Princeton [SR]	10.83	0.3 m/s	4 (2)	4
2	Charles Sexton Princeton [SO]	10.31	1.3 m/s	1 (2)	-6	19	Fabian France Navy [SR]	10.86	1.6 m/s	3 (2)	4
3	Jaxon Hammond Army West Point [JR]	10.44	1.3 m/s	1 (3)	-4	20	Alex Veith Monmouth [SO]	10.87	0.0 m/s	5 (1)	6
4	Joshua Duncan Army West Point [JR]	10.50	0.4 m/s	2 (1)	-2	21	Jason Dejesus UMass Amherst [SO]	10.89	0.4 m/s	2 (7)	4
5	Trey McGinnis Army West Point [JR]	10.55	0.4 m/s	2 (2)	-5	22	Messai Maynor Delaware State [FR]	10.92	1.6 m/s	3 (3)	6
6	Amiri Prescod Villanova [SR]	10.58 10.573	1.3 m/s	1 (4)	-3	23	James Burrus Monmouth [JR]	10.93	0.3 m/s	4 (3)	1
7	Panashe Nhenga Cornell [SO]	10.58 10.578	1.3 m/s	1 (5)	-7	24	Trey Cummings Rider [FR]	10.95 10.944	0.3 m/s	4 (4)	6
8	Owen Lang Army West Point [SO]	10.64	1.3 m/s	1 (6)	-1	25	Anikwe Duru Penn [SO]	10.95 10.946	0.3 m/s	4 (5)	3
9	Marcel Jackson Navy [JR]	10.66	1.3 m/s	1 (7)	-2	26	Amari Burke Delaware State [FR]	10.99	1.6 m/s	3 (4)	8
10	Aiden Baldelli Monmouth [JR]	10.68 10.677	1.3 m/s	1 (8)	-8	27	Chase Marshall Monmouth [FR]	11.01	0.0 m/s	5 (2)	3
11	Alex Kislenko Monmouth [JR]	10.68 10.679	0.4 m/s	2 (3)	-1	28	James Thompson NYU [SR]	11.03	1.8 m/s	6 (1)	6
12	William Yurich Navy [SR]	10.68 10.680	0.4 m/s	2 (4)	-6	29	Derrick Toub Iona [JR]	11.04	0.0 m/s	5 (3)	4
13	Ricardo Lagares Jr. Cornell [SO]	10.75 10.748	0.4 m/s	2 (5)	-3	30	Dylan Donegan Iona [SO]	11.07	0.0 m/s	5 (4)	5
13	Carson Edwards Penn [FR]	10.75 10.748	0.3 m/s	4 (1)	-5	31	Niles Thony St. Peter's [FR]	11.16 11.157	0.3 m/s	4 (6)	8
15	Zach Willen Columbia [JR]	10.78 10.775	1.6 m/s	3 (1)	-7	32	Judah Wright Maryland-Eastern Shore [SO]	11.16 11.158	0.0 m/s	5 (5)	7
16	Tyrese Golston Maryland-Eastern Shore [SR]	10.78 10.780	0.4 m/s	2 (6)	-7	33	Charles Garcia Stony Brook [FR]	11.17	1.8 m/s	6 (2)	4
							Jaquan Johnson Delaware State [FR]	11.18	1.6 m/s	3 (5)	3

34	Dominic Gale Maryland-Eastern Shore [FR]	11.19	0.0 m/s	5 (6)	DNS	Tyler Burch NYU [SO]	6	5
35	Jeremy Burrell Rider [SR]	11.20	1.8 m/s	6 (3)	DNS	Jeffery Groth Colgate [JR]	3	2
36	Dylan McIish UNA-Princeton	11.38	1.8 m/s	6 (4)	DNS	Kwadjo Mensah Colgate [JR]	4	7
37	Mamadou Diallo Cornell [FR]	11.55	0.4 m/s	2 (8)	DNS	Matthew Mazero Columbia [SR]	4	2
38	Sid Karthodi Columbia [SO]	13.29	0.0 m/s	5 (7)	DNS	Jonah Johnson Navy [SR]	3	5
FS	Jamal Joseph Stony Brook [FR]			5	DNS	Quentin Braithwaite Unattached [FR]	3	1

Heat-by-Heat

Heat 1

Wind: 1.3 m/s

PL	ATHLETE	MARK	LN/PC					
1 (1)	Jackson Clarke Princeton [JR]	10.21	5 6 (8)	4 (6)	Amiri Prescod Villanova [SR]	10.58	3	
2 (2)	Charles Sexton Princeton [SO]	10.31	6 7 (9)	5 (7)	Panashe Nhenga Cornell [SO]	10.58	7	
3 (3)	Jaxon Hammond Army West Point [JR]	10.44	4 8 (10)	6 (8)	Owen Lang Army West Point [SO]	10.64	1	
					Marcel Jackson Navy [JR]	10.66	2	
					Aiden Baldelli Monmouth [JR]	10.68	8	

Heat 2

Wind: 0.4 m/s

PL	ATHLETE	MARK	LN/P					
1 (4)	Joshua Duncan Army West Point [JR]	10.50	2 6 (16)	4 (12)	William Yurich Navy [SR]	10.68	6	
2 (5)	Trey McGinnis Army West Point [JR]	10.55	5 7 (20)	5 (13)	Ricardo Lagares Jr. Cornell [SO]	10.75	3	
3 (11)	Alex Kislenko Monmouth [JR]	10.68	1 8 (37)	6 (16)	Tyrese Golston Maryland-Eastern Shore [SR]	10.78	7	
					Jason Dejesus UMass Amherst [SO]	10.89	4	
					Mamadou Diallo Cornell [FR]	11.55	8	

Heat 3

Wind: 1.6 m/s

PL	ATHLETE	MARK	LN/F					
1 (15)	Zach Willen Columbia [JR]	10.78	7 DNS	4 (25)	Amari Burke Delaware State [FR]	10.99	8	
2 (18)	Fabian France Navy [SR]	10.86	4 DNS	5 (33)	Jaquan Johnson Delaware State [FR]	11.18	3	
3 (21)	Messai Maynor Delaware State [FR]	10.92	6 DNS	6 (8)	Jeffery Groth Colgate [JR]		2	
					Jonah Johnson Navy [SR]		5	
					Quentin Braithwaite Unattached [FR]		1	

Heat 4

Wind: 0.3 m/s

PL	ATHLETE	MARK	LN/Pi					
1 (13)	Carson Edwards Penn [FR]	10.75	5 6 (30)	4 (23)	Trey Cummings Rider [FR]	10.95	6	
2 (17)	John Catherman Princeton [SR]	10.83	4 DNS	5 (24)	Anikwe Duru Penn [SO]	10.95	3	
3 (22)	James Burrus Monmouth [JR]	10.93	1 DNS	6 (30)	Niles Thony St. Peter's [FR]	11.16	8	
					Kwadjo Mensah Colgate [JR]		7	
					Matthew Mazero Columbia [SR]		2	

Heat 5

Wind: 0.0 m/s

PL	ATHLETE	MARK	LN/P					
1 (19)	Alex Veith Monmouth [SO]	10.87	6 6 (34)	4 (29)	Dylan Donegan Iona [SO]	11.07	5	
2 (26)	Chase Marshall Monmouth [FR]	11.01	3 7 (38)	5 (31)	Judah Wright Maryland-Eastern Shore [SO]	11.16	7	
3 (28)	Derrick Touba Iona [JR]	11.04	4 FS	6 (34)	Dominic Gale Maryland-Eastern Shore [FR]	11.19	2	
					Sid Karthodi Columbia [SO]	13.29	8	
					Jamal Joseph Stony Brook [FR]		1	

Heat 6

Wind: 1.8 m/s

PL	ATHLETE	MARK	LN/P					
1 (27)	James Thompson NYU [SR]	11.03	6 4 (36)	2 (32)	Charles Garcia Stony Brook [FR]	11.17	4	
				3 (35)	Jeremy Burrell Rider [SR]	11.20	7	
				DNS	Dylan McIish UNA-Princeton	11.38	3	
					Tyler Burch NYU [SO]		5	

Men's 200m

Final






Results

PLACE	ATHLETE	RESULT	WIND	HEAT	LI	5					
1	Joey Gant Princeton [SR]	20.60	0.3 m/s	1 (1)	6		William Yurich Navy [SR]	21.23	0.3 m/s	1 (3)	7
2	Jackson Clarke Princeton [JR]	20.70	0.3 m/s	1 (2)	5		Conor McFadden Navy [SO]	21.23	0.3 m/s	1 (4)	4
3	Simeon Adams Penn [FR]	20.80	0.8 m/s	2 (1)	6		Tyrese Golston Maryland-Eastern Shore [SR]	21.37	0.8 m/s	2 (3)	8
4	Charles Sexton Princeton [SO]	20.93	0.8 m/s	2 (2)	7		Aiden Baldelli Monmouth [JR]	21.40	0.8 m/s	2 (4)	5
					8		Panashe Nhenga Cornell [SO]	21.69	0.3 m/s	1 (5)	3

Heat-by-Heat

Heat 1

Wind: 0.3 m/s

PL	ATHLETE	MARK	LN/P			
			2 (2)		Jackson Clarke	20.70 5
			3 (5)		William Yurich	21.23 7
1 (1)	 Joey Gant Princeton [SR]	20.60	6 4 (6)		Conor McFadden	21.23 4
			5 (9)		Panashe Nhenga	21.69 3

Heat 2


































Wind: 0.8 m/s

PL	ATHLETE	MARK	LN/P			
			2 (4)		Charles Sexton	20.93 7
			3 (7)		Tyrese Golston	21.37 8
1 (3)	 Simeon Adams Penn [FR]	20.80	6 4 (8)		Aiden Baldelli	21.40 5

Men's 200m

Final




Results

PLACE	ATHLETE	RESULT	WIND	HEAT	LN/P				
1	 Joshua Duncan Army West Point [JR]	21.04	0.2 m/s	1 (1)	5		Jamal Joseph	22.08	1.9 m/s 3 (4) 2
2	 Godot Gaskins UMass Amherst [SR]	21.29	0.2 m/s	1 (2)	4		Trey Cummings	22.08	1.1 m/s 4 (3) 3
3	 Max Comfere Columbia [SR]	21.35 21.348	0.2 m/s	1 (3)	8		Andrew Geiser	22.09	0.0 m/s 5 (5) 7
4	 Haydn Brotschi Columbia [SR]	21.35 21.350	0.2 m/s	2 (1)	6		James Milgie	22.21	1.9 m/s 3 (5) 7
5	 William Bright Princeton [FR]	21.56	0.0 m/s	5 (1)	5		Judah Wright	23.14	0.0 m/s 5 (6) 3
6	 Carson Edwards Penn [FR]	21.57	0.2 m/s	2 (2)	3		Dylan McIsh	23.22	0.0 m/s 5 (7) 2
7	 Owen Lang Army West Point [SO]	21.69	0.2 m/s	1 (4)	3		Trey McGinnis		1 7
8	 Nathan Looney UMass Amherst [FR]	21.77	0.0 m/s	5 (2)	4		Ryan Swinea		4 2
9	 Ricardo Lagares Jr. Cornell [SO]	21.79	0.2 m/s	2 (3)	7		Jaxon Hammond		1 6
10	 Asa Marsh Princeton [FR]	21.80	1.1 m/s	4 (1)	6		Levi Ferrell		3 4
11	 Garrett Brennan Cornell [FR]	21.84	1.9 m/s	3 (1)	3		Leo Francis		2 8
12	 Cameron Washington Iona [JR]	21.85	1.9 m/s	3 (2)	5		Jason Dejesus		4 4
13	 Cassian Holland-Moritz NJIT [FR]	21.92	1.9 m/s	3 (3)	8		Mamadou Diallo		4 5
14	 Pietro Carpentari NJIT [SO]	21.96	1.1 m/s	4 (2)	7		William Freeman		3 6
15	 Dominic Gale Maryland-Eastern Shore [FR]	22.04	0.0 m/s	5 (3)	6		Tyler Passmore		4 8
16	 Owen Hoag Army West Point [JR]	22.07	0.0 m/s	5 (4)	8		Simon Alexander		2 5
					8		Sid Karthodi		2 4

Heat-by-Heat







Heat 1

Wind: 0.2 m/s

PL	ATHLETE	MARK	LN/PC			
			3 (3)		Max Comfere	21.35 8
			4 (7)		Owen Lang	21.69 3
1 (1)	 Joshua Duncan Army West Point [JR]	21.04	5 DNF		Trey McGinnis	7
2 (2)	 Godot Gaskins UMass Amherst [SR]	21.29	4 FS		Jaxon Hammond	6








Heat 2

Wind: 0.2 m/s

PL	ATHLETE	MARK	LN/P			
			3 (9)		Ricardo Lagares Jr.	21.79 7
			DNS		Leo Francis	8
1 (4)	 Haydn Brotschi Columbia [SR]	21.35	6 DNS		Simon Alexander	5
2 (6)	 Carson Edwards Penn [FR]	21.57	3 DNS		Sid Karthodi	4





Heat 3



Wind: 1.9 m/s

PL	ATHLETE	MARK	LN/P			
			3 (13)		Cassian Holland-Moritz	21.92 8
			4 (17)		Jamal Joseph	22.08 2
1 (11)	 Garrett Brennan Cornell [FR]	21.84	3 5 (20)		James Milgie	22.21 7
2 (12)	 Cameron Washington Iona [JR]	21.85	5 DNS		Levi Ferrell	4
			DNS		William Freeman	6

Heat 4

Wind: 1.1 m/s

PL	ATHLETE	MARK	LN/PC			
			2 (14)		Pietro Carpentari	21.96 7
			3 (18)		Trey Cummings	22.08 3
1 (10)	 Asa Marsh Princeton [FR]	21.80	6 DNF		Ryan Swinea	2

DNS  **Jason Dejesus** UMass Amherst [SO] 4 DNS  **Tyler Passmore** NJIT [FR] 8










































DNS  **Mamadou Diallo** Cornell [FR] 5

Heat 5		3 (15)		 Dominic Gale Maryland-Eastern Shore [FR] 22.04 6	
Wind: 0.0 m/s		4 (16)		 Owen Hoag Army West Point [JR] 22.07 8	
PL	ATHLETE	MARK	LN/P		
1 (5)	 William Bright Princeton [FR] 21.56	5	5 (19)	 Andrew Geiser Villanova [FR] 22.09	7
2 (8)	 Nathan Looney UMass Amherst [FR] 21.77	4	6 (21)	 Judah Wright Maryland-Eastern Shore [SO] 23.14	3
			7 (22)	 Dylan McIish UNA-Princeton 23.22	2

Men's 400m

Final

Results




PLACE	ATHLETE	RESULT	HEAT	LN/POS			
1	 Haydn Brotschi Columbia [SR] 46.05	1 (1)	5	21	 Luke Rakowitz Villanova [SR] 49.38	4 (4)	7
2	 Godot Gaskins UMass Amherst [SR] 46.96	1 (2)	7	22	 Noah Mulligan UMass Amherst [FR] 49.42	3 (5)	8
3	 Xavier Donaldson Princeton [JR] 47.15	1 (3)	3	23	 Gianluca Bianchi Princeton [JR] 49.48	4 (5)	1
4	 Ryan Matulonis Penn [JR] 47.35	1 (4)	4	24	 Trezure Trader Maryland-Eastern Shore [FR] 49.50	5 (1)	6
5	 David Davitt Penn [SO] 47.56	1 (5)	2	24	 Alec Jackson Penn [SR] 49.50	3 (6)	5
6	 Aiden Baldelli Monmouth [JR] 47.88	2 (1)	5	26	 Adam Kaufman Cornell [FR] 49.65	4 (6)	2
7	 Conor McFadden Navy [SO] 47.93	1 (6)	1	27	 Neil Chowdhury Cornell [JR] 49.71	4 (7)	5
8	 Isa Hitchens Princeton [JR] 47.97	2 (2)	3	28	 Asa Marsh Princeton [FR] 49.76	4 (8)	3
9	 Favour Owolabi St. Peter's [FR] 48.01	2 (3)	8	29	 Elisha Bugasch NJIT [JR] 49.80	5 (2)	3
10	 Owen Hoag Army West Point [JR] 48.44	3 (1)	7	30	 Jonah Sydney Delaware State [FR] 50.37	5 (3)	8
11	 Caden Cutchall Columbia [SO] 48.84	2 (4)	4	31	 Marcus Chu Colgate [SO] 50.52	6 (1)	5
12	 Ajani Peck-Wekunda St. Peter's [SO] 48.87	4 (1)	4	32	 Jaeden Henry NJIT [FR] 50.56	5 (4)	5
13	 Simon Alexander Navy [JR] 49.03	2 (5)	7	33	 Nate Frederick Monmouth [JR] 50.74	6 (2)	7
14	 Seamus Finn Cornell [SO] 49.05	3 (2)	1	34	 Austin Rios-Colon Columbia [SR] 50.74	5 (5)	4
15	 Matthew Griffin Villanova [JR] 49.06	4 (2)	6	35	 Tyler Tisinger Cornell [JR] 50.85	6 (3)	6
16	 Derajah Hardy Navy [FR] 49.11	4 (3)	8	36	 Levi Ferrell Army West Point [SO] 51.52	3 (7)	6
17	 Matthew Richman Rider [JR] 49.19	3 (3)	2	37	 David Edward-Etafo Maryland-Eastern Shore [FR] 54.28	5 (6)	7
18	 Keith Jenerette Delaware State [FR] 49.19	2 (6)	1	DNF	 William Freeman Monmouth [JR]	2	6
19	 Mark Sten UMass Amherst [JR] 49.20	3 (4)	3	DNF	 Nathan Kent Navy [SR]	1	6
20	 Michael Mazero Cornell [SR] 49.21	2 (7)	2	DNS	 Kamoi Tracey Maryland-Eastern Shore [FR]	3	4
				DNF	 Carter Fitzgerald Penn State [JR]	1	8

Heat-by-Heat


Heat 1













PL	ATHLETE	MARK	LN/POS
1 (1)	 Haydn Brotschi Columbia [SR] 46.05	5	
2 (2)	 Godot Gaskins UMass Amherst [SR] 46.96	7	
3 (3)	 Xavier Donaldson Princeton [JR] 47.15	3	

Heat 2

PL	ATHLETE	MARK	LN/POS
1 (6)	 Aiden Baldelli Monmouth [JR] 47.88	5	
2 (8)	 Isa Hitchens Princeton [JR] 47.97	3	
3 (9)	 Favour Owolabi St. Peter's [FR] 48.01	8	

Heat 3

PL	ATHLETE	MARK	LN/POS
1 (10)	 Owen Hoag Army West Point [JR] 48.44	7	

4 (4)	 Ryan Matulonis Penn [JR] 47.35	4	
5 (5)	 David Davitt Penn [SO] 47.56	2	
6 (7)	 Conor McFadden Navy [SO] 47.93	1	
DNF	 Nathan Kent Navy [SR]	6	
DNS	 Carter Fitzgerald Penn State [JR]	8	
4 (11)	 Caden Cutchall Columbia [SO] 48.84	4	
5 (13)	 Simon Alexander Navy [JR] 49.03	7	
6 (18)	 Keith Jenerette Delaware State [FR] 49.19	1	
7 (20)	 Michael Mazero Cornell [SR] 49.21	2	
DNF	 William Freeman Monmouth [JR]	6	
2 (14)	 Seamus Finn Cornell [SO] 49.05	1	
3 (17)	 Matthew Richman Rider [JR] 49.19	2	

4 (19)		Mark Sten UMass Amherst [JR]	49.20	3
5 (22)		Noah Mulligan UMass Amherst [FR]	49.42	8

Heat 4

PL	ATHLETE	MARK	LN/POS
1 (12)	Ajani Peck-Wekunda St. Peter's [SO]	48.87	4
2 (15)	Matthew Griffin Villanova [JR]	49.06	6
3 (16)	Derajah Hardy Navy [FR]	49.11	8

Heat 5

PL	ATHLETE	MARK	LN/POS
1 (24)	Trezure Trader Maryland-Eastern Shore [FR]	49.50	6
2 (29)	Elisha Bugasch NJIT [JR]	49.80	3

Heat 6

PL	ATHLETE	MARK	LN/POS
1 (31)	Marcus Chu Colgate [SO]	50.52	5

6 (24)	Alec Jackson Penn [SR]	49.50	5
-----------	----------------------------------	--------------	---

7 (36)	Levi Ferrell Army West Point [SO]	51.52	6
-----------	---	--------------	---

DNS	Kamoi Tracey Maryland-Eastern Shore [FR]		4
-----	--	--	---

4 (21)	Luke Rakowitz Villanova [SR]	49.38	7
--------	--	--------------	---

5 (23)	Gianluca Bianchi Princeton [JR]	49.48	1
--------	---	--------------	---

6 (26)	Adam Kaufman Cornell [FR]	49.65	2
--------	-------------------------------------	--------------	---

7 (27)	Neil Chowdhury Cornell [JR]	49.71	5
--------	---------------------------------------	--------------	---

8 (28)	Asa Marsh Princeton [FR]	49.76	3
--------	------------------------------------	--------------	---

3 (30)	Jonah Sydney Delaware State [FR]	50.37	8
-----------	--	--------------	---

4 (32)	Jaeden Henry NJIT [FR]	50.56	5
-----------	----------------------------------	--------------	---

5 (34)	Austin Rios-Colon Columbia [SR]	50.74	4
-----------	---	--------------	---

6 (37)	David Edward-Etafo Maryland-Eastern Shore [FR]	54.28	7
-----------	--	--------------	---

2 (33)	Nate Frederick Monmouth [JR]	50.74	7
--------	--	--------------	---

3 (35)	Tyler Tisinger Cornell [JR]	50.85	6
--------	---------------------------------------	--------------	---

Men's 800m

Final

Results

PLACE	ATHLETE	RESULT	400	800	20						
1	Jack Kemling Army West Point [FR]	1:53.02	55.62	1:53.02	4	Justin Hom Navy [SO]	1:55.74	55.46	1:55.74	7	
				57.40					1:00.29		
			PI: 3	PI: 1 2				PI: 3	PI: 11 -8		
2	Ralph Brown Columbia [SO]	1:53.57	55.83	1:53.57	7	Daniel Barton Maryland-Eastern Shore [JR]	1:55.79	55.28	1:55.79	6	
				57.75					1:00.51		
			PI: 5	PI: 2 3				PI: 1	PI: 9 -8		
3	Walesky Nowak Stony Brook [SO]	1:53.91	55.65	1:53.91	6	Lukas Malek Columbia [FR]	1:56.03	56.65	1:56.03	1	
				58.27					59.39		
			PI: 5	PI: 1 4				PI: 12	PI: 10 2		
4	Tyler Medeiros UMass Amherst [SO]	1:53.93	56.17	1:53.93	11	Tyler Robinson Colgate [SO]	1:56.46	56.68	1:56.46	9	
				57.77					59.78		
			PI: 8	PI: 3 5				PI: 13	PI: 11 2		
5	Jaden Medrano Stony Brook [FR]	1:53.97	55.43	1:53.97	2	Will Portman Rider [FR]	1:56.57	55.80	1:56.57	3	
		1:53.965		58.55					1:00.77		
			PI: 2	PI: 4 -2				PI: 4	PI: 12 -8		
6	Alec Carew UMass Amherst [SO]	1:53.97	56.15	1:53.97	14	Michael Amaker St. Peter's [SR]	1:56.87	55.94	1:56.87	13	
		1:53.967		57.82					1:00.93		
			PI: 7	PI: 2 5				PI: 6	PI: 13 -7		
7	Thomas Arender Princeton [SO]	1:54.20	55.60	1:54.20	4	John 'Jack' Gabrielle Colgate [JR]	1:57.24	56.91	1:57.24	2	
				58.60					1:00.33		
			PI: 4	PI: 3 1				PI: 2	PI: 2		
8	Finn Kosich Colgate [JR]	1:54.24	56.09	1:54.24	5	Billy Clewell Rutgers [SR]	1:57.66	57.66	1:57.66	1	
				58.15					1:00.01		
			PI: 7	PI: 5 2				PI: 7	PI: 3 4		
9	Ian Smith Rider [SR]	1:54.25	56.56	1:54.25	8	Diego Reyes NJIT [FR]	1:57.79	56.70	1:57.79	11	
				57.69					1:01.09		
			PI: 12	PI: 4 8				PI: 13	PI: 12 1		
10	Kailas Ciatto UMass Amherst [SO]	1:54.39	56.34	1:54.39	8	Lukas Paunovic Manhattan [FR]	1:58.08	57.83	1:58.08	7	
				58.06					1:00.26		
			PI: 10	PI: 6 4				PI: 8	PI: 4 4		
11	Judah Garcia Phillips NJIT [FR]	1:54.58	56.46	1:54.58	13	Davin Duffy NJIT [FR]	1:58.33	57.85	1:58.33	12	
				58.13					1:00.48		
			PI: 11	PI: 5 6				PI: 9	PI: 5 4		
12	Da'Shawn Keller Delaware State [JR]	1:54.59	55.44	1:54.59	2	Rohan Moore Monmouth [FR]	1:58.76	58.09	1:58.76	6	
				59.16					1:00.68		
			PI: 2	PI: 6 -4				PI: 10	PI: 6 4		
13	Henry Gaylord Colgate [FR]	1:54.93	56.26	1:54.93	12	Ben Pizarro Columbia [FR]	1:59.13	58.68	1:59.13	9	
				58.68					1:00.45		
			PI: 9	PI: 7 2				PI: 11	PI: 7 4		
14	Kyle Gordon Maryland-Eastern Shore [FR]	1:55.18	56.04	1:55.18	9	Conor Brand Monmouth [FR]	1:59.22	57.44	1:59.22	8	
				59.14					1:01.79		
			PI: 6	PI: 8 -2				PI: 6	PI: 8 -2		
15	Alexander Niemiec Princeton [SO]	1:55.20	56.46	1:55.20	3	Moustafa Abdelaal NJIT [FR]	1:59.51	55.79	1:59.51	11	
				58.75					1:03.72		
			PI: 10	PI: 9 1				PI: 1	PI: 9 -8		
16	Siyabonga Mbatha Maryland-Eastern Shore [JR]	1:55.36	56.22	1:55.36	10	Colby Micheels Manhattan [JR]	1:59.78	57.18	1:59.78	10	
				59.15					1:02.61		
			PI: 8	PI: 10 -2				PI: 4	PI: 10 -6		
17	Jackson Downin Columbia [FR]	1:55.38	56.30	1:55.38	10	Vijay Krishnamoorthi Princeton [SR]	2:00.07	57.34	2:00.07	4	
				59.08					1:02.73		
			PI: 9	PI: 7 2				PI: 5	PI: 11 -6		
18	Fidelis Osunkwo Maryland-Eastern Shore [SO]	1:55.41	56.98	1:55.41	3	DNF	James Estafanous NJIT [JR]			5	
				58.44							
			PI: 3	PI: 1 2							
19	Ryan Johnson Cornell [SR]	1:55.72	56.43	1:55.72	12	DNF	Kyle Rakitis Rutgers [JR]	55.24		1	
				59.30							
			PI: 11	PI: 8 3				PI: 1			
						DNS	David Martin Maryland-Eastern Shore [SR]			5	

Men's 800m

Final

Results

PLACE	ATHLETE	RESULT	400	800	1600	3200	6400	12800	25600	51200	102400
1	Connor McCormick Princeton [SR]	1:47.91	53.02	1:47.91 54.89	1	Matthew Quispe Navy [SO]	1:51.61	53.89	1:51.61 57.72	4 (6)	1
2	Kasen Jeitz Army West Point [SR]	1:47.95	52.46	1:47.95 55.49	1	Rasmus Jaeger Manhattan [SO]	1:51.85	54.40	1:51.85 57.46	5 (3)	5
3	Ammon Smith Army West Point [JR]	1:48.27	52.81	1:48.27 55.46	1	Justin Gottlieb Columbia [JR]	1:51.89	54.26	1:51.89 57.63	2 (8)	1
4	Kaleb Nastari Penn State [SO]	1:48.37	52.89	1:48.37 55.48	1	Edgar Thielens Cornell [FR]	1:51.92	55.16	1:51.92 56.76	3 (4)	7
5	Carter Fitzgerald Penn State [JR]	1:48.47	52.68	1:48.47 55.80	1	Liam Going Penn [SR]	1:51.92	54.32	1:51.92 57.61	3 (5)	1
6	Vinay Raman Penn [FR]	1:48.55	52.87	1:48.55 55.69	1	Robert Poplau Rutgers [SO]	1:51.99	52.81	1:51.99 59.18	4 (7)	3
7	Benjamin Markham Penn [SO]	1:48.99	53.20	1:48.99 55.80	2	Andres Acosta Mondriquez Stony Brook [FR]	1:52.06	53.99	1:52.06 58.07	4 (8)	10
8	Todd Worth Army West Point [FR]	1:49.24	52.82	1:49.24 56.42	2	Destiny Emuze Maryland-Eastern Shore [SR]	1:52.12	54.98	1:52.12 57.14	5 (4)	1
9	Tyler Tisinger Cornell [JR]	1:49.32	53.83	1:49.32 55.50	2	Patrick Coyle Rutgers [SO]	1:52.30	54.03	1:52.30 58.27	2 (9)	9
10	Jack Musgrave Army West Point [SO]	1:49.71	53.25	1:49.71 56.47	4	William Ditre Navy [FR]	1:52.44	54.61	1:52.44 57.84	5 (5)	4
11	Ian Cain Delaware State [SO]	1:49.92	54.49	1:49.92 55.43	2	Marc Dabby Columbia [JR]	1:52.83	55.34	1:52.83 57.50	5 (6)	8
12	Graham Stedfast UMass Lowell [SR]	1:50.37	54.09	1:50.37 56.28	2	Ryan Beegle Villanova [JR]	1:52.95	54.84	1:52.95 58.11	5 (7)	10
13	Collin Boler Princeton [JR]	1:50.43	55.43	1:50.43 55.00	1	Finn Boyle Cornell [SR]	1:53.08	55.39	1:53.08 57.69	3 (6)	5
14	Ryan Du Plessis Navy [FR]	1:50.55	53.46	1:50.55 57.09	4	Julian Aske NYU [SO]	1:53.21	56.05	1:53.21 57.16	3 (7)	2
15	Ryan Bourke Bryant [JR]	1:50.75	53.86	1:50.75 56.90	3	Austin Rios-Colon Columbia [SR]	1:53.55	54.96	1:53.55 58.60	5 (8)	9
16	Tsedeke Jakovics Princeton [FR]	1:50.95 1:50.941	53.87	1:50.95 57.08	4	Benjamin Marks Navy [FR]	1:53.58	54.18	1:53.58 59.40	5 (9)	6
17	Jackson Smith Penn State [SO]	1:50.95 1:50.946	54.42	1:50.95 56.53	5	Caleb Price Navy [FR]	1:53.84	53.65	1:53.84 1:00.19	4 (9)	4
18	Nicolas Pizarro Penn [SR]	1:51.04	53.48	1:51.04 57.56	2	Tate Frost Navy [JR]	1:54.44	53.03	1:54.44 1:01.41	4 (10)	8
19	Nicholas Hayden Columbia [JR]	1:51.31	54.57	1:51.31 56.75	3	Elijah Schechter Cornell [SR]	1:54.47	54.01	1:54.47 1:00.47	5 (10)	7
20	Michael Card Monmouth [FR]	1:51.33	53.66	1:51.33 57.68	4	Brian Yeager St. Peter's [FR]	1:54.64	54.99	1:54.64 59.65	3 (8)	3
21	Weston Brown Princeton [JR]	1:51.36	53.75	1:51.36 57.61	2	Gabriel Rodriguez Rutgers [JR]	1:58.34	56.12	1:58.34 1:02.23	3 (9)	4
22	Aidan Eberhardt Navy [JR]	1:51.54	54.08	1:51.54 57.46	3	Niko Schultz Penn State [SR]		52.13	-	1	4
23	Ryan Lang NJIT [FR]	1:51.55	53.38	1:51.55 58.18	4	Owen Coughlin Unattached [FR]		54.39	-	4	2
24	Matthew Brodsky Stony Brook [FR]	1:51.57	54.62	1:51.57 56.96	5	Karl Dietz Princeton [SO]		52.58	-	2	10
						Daniel Wilson NJIT [SO]				5	11

Heat-by-Heat

Heat 1

PL	ATHLETE	MARK	LN/POS
1 (1)	Connor McCormick Princeton [SR]	1:47.91	6
2 (2)	Kasen Jeitz Army West Point [SR]	1:47.95	3
3 (3)	Ammon Smith Army West Point [JR]	1:48.27	7

4 (4)	Kaleb Nastari Penn State [SO]	1:48.37	5
5 (5)	Carter Fitzgerald Penn State [JR]	1:48.47	2
6 (6)	Vinay Raman Penn [FR]	1:48.55	1
7 (13)	Collin Boler Princeton [JR]	1:50.43	8
DNF	Niko Schultz Penn State [SR]		4

Heat 2

PL	ATHLETE	MARK	LN/POS
1 (7)	Benjamin Markham Penn [SO]	1:48.99	3
2 (8)	Todd Worth Army West Point [FR]	1:49.24	6
3 (9)	Tyler Tisinger Cornell [JR]	1:49.32	7
4 (11)	Ian Cain Delaware State [SO]	1:49.92	2

Heat 3

PL	ATHLETE	MARK	LN/POS
1 (15)	Ryan Bourke Bryant [JR]	1:50.75	9
2 (19)	Nicholas Hayden Columbia [JR]	1:51.31	8
3 (22)	Aidan Eberhardt Navy [JR]	1:51.54	6
4 (28)	Edgar Thielens Cornell [FR]	1:51.92	7

Heat 4

PL	ATHLETE	MARK	LN/POS
1 (10)	Jack Musgrave Army West Point [SO]	1:49.71	7
2 (14)	Ryan Du Plessis Navy [FR]	1:50.55	9
3 (16)	Tsedeke Jakovics Princeton [FR]	1:50.95	5
4 (20)	Michael Card Monmouth [FR]	1:51.33	6
5 (23)	Ryan Lang NJIT [FR]	1:51.55	11

Heat 5

PL	ATHLETE	MARK	LN/POS
1 (17)	Jackson Smith Penn State [SO]	1:50.95	3
2 (24)	Matthew Brodsky Stony Brook [FR]	1:51.57	2
3 (26)	Rasmus Jaeger Manhattan [SO]	1:51.85	5
4 (32)	Destiny Emuze Maryland-Eastern Shore [SR]	1:52.12	1
5 (34)	William Ditre Navy [FR]	1:52.44	4

5 (12)	Graham Stedfast UMass Lowell [SR]	1:50.37	5
--------	---	----------------	---

6 (18)	Nicolas Pizarro Penn [SR]	1:51.04	8
--------	-------------------------------------	----------------	---

7 (21)	Weston Brown Princeton [JR]	1:51.36	4
--------	---------------------------------------	----------------	---

8 (27)	Justin Gottlieb Columbia [JR]	1:51.89	1
--------	---	----------------	---

9 (33)	Patrick Coyle Rutgers [SO]	1:52.30	9
--------	--------------------------------------	----------------	---

DNF	Karl Dietz Princeton [SO]		10
-----	-------------------------------------	--	----

5 (29)	Liam Going Penn [SR]	1:51.92	1
--------	--------------------------------	----------------	---

6 (37)	Finn Boyle Cornell [SR]	1:53.08	5
--------	-----------------------------------	----------------	---

7 (38)	Julian Aske NYU [SO]	1:53.21	2
--------	--------------------------------	----------------	---

8 (44)	Brian Yeager St. Peter's [FR]	1:54.64	3
--------	---	----------------	---

9 (45)	Gabriel Rodriguez Rutgers [JR]	1:58.34	4
--------	--	----------------	---

6 (25)	Matthew Quispe Navy [SO]	1:51.61	1
--------	------------------------------------	----------------	---

7 (30)	Robert Poplau Rutgers [SO]	1:51.99	3
--------	--------------------------------------	----------------	---

8 (31)	Andres Acosta Mondriquez Stony Brook [FR]	1:52.06	10
--------	---	----------------	----

9 (41)	Caleb Price Navy [FR]	1:53.84	4
--------	---------------------------------	----------------	---

10 (42)	Tate Frost Navy [JR]	1:54.44	8
---------	--------------------------------	----------------	---

DNF	Owen Coughlin Unattached [FR]		2
-----	---	--	---

6 (35)	Marc Dabby Columbia [JR]	1:52.83	8
--------	------------------------------------	----------------	---

7 (36)	Ryan Beegle Villanova [JR]	1:52.95	10
--------	--------------------------------------	----------------	----

8 (39)	Austin Rios-Colon Columbia [SR]	1:53.55	9
--------	---	----------------	---

9 (40)	Benjamin Marks Navy [FR]	1:53.58	6
--------	------------------------------------	----------------	---

10 (43)	Elijah Schechter Cornell [SR]	1:54.47	7
---------	---	----------------	---

DNS	Daniel Wilson NJIT [SO]		11
-----	-----------------------------------	--	----

Men's 1500m

Final

Results

PLACE	ATHLETE	RESULT	300	700	1200	1500	MARK	45.48	1:49.07	2:51.41	3:48.80	3 (2)	4
1	Charles Guerrero Syracuse [FR]	3:44.75	45.31	1:45.95	2:48.1	3:48.80	45.48	1:49.07	2:51.41	3:48.80	3 (2)	4	
				1:00.64	-1:02.1			-	1:03.59	1:02.35	57.40		
				Pi: 8	Pi: 9	-1	13 Pi: 5		Pi: 4	Pi: 8	-4		
2	Collin Gilstrap Stony Brook [JR]	3:45.40	44.19	1:45.06	2:47.7	3:48.83	44.57	1:47.17	2:50.25	3:48.83	2 (4)	11	
				1:00.88	-1:02.6			-	1:02.61	1:03.08	58.59		
				Pi: 2	Pi: 3	-1	14 Pi: 4		Pi: 7	Pi: 9	-2		
3	Collin Catherwood UMass Amherst [JR]	3:45.45	45.58	1:45.37	2:48.1	3:48.98	45.78	1:46.33	2:48.92	3:48.98	1 (8)	6	
				59.79	-1:02.8			-	1:00.55	1:02.60	1:00.07		
				Pi: 10	Pi: 5	5	15 Pi: 6		Pi: 12	Pi: 11	1		
4	Reiss Marshall Iona [FR]	3:46.09	44.88	1:45.98	2:48.6	3:49.22	46.19	1:49.22	2:51.25	3:49.22	3 (3)	7	
				1:01.11	-1:02.6			-	1:03.03	1:02.03	57.97		
				Pi: 6	Pi: 10	-4	16 Pi: 9		Pi: 10	Pi: 3	7		
5	Assaf Harari Syracuse [SR]	3:46.73	45.07	1:45.28	2:47.5	3:49.23	44.99	1:47.71	2:50.52	3:49.23	2 (5)	4	
				0.22	-1:00.5			-	1:02.72	1:02.82	58.72		
				Pi: 7	Pi: 1	6	17 Pi: 1		Pi: 10	Pi: 11	-1		
6	Adam Furman Army West Point [JR]	3:47.16	44.42	1:45.24	2:47.5	3:49.28	46.63	1:48.81	2:51.58	3:49.28	3 (4)	6	
				1:00.83	-1:02.3			-	1:02.18	1:02.78	57.70		
				Pi: 3	Pi: 4	-1	18 Pi: 2		Pi: 13	Pi: 5	-2		
7	Asher Danielson Syracuse [FR]	3:47.29	44.75	1:46.99	2:49.3	3:49.34	44.25	1:46.67	2:49.60	3:49.34	2 (6)	14	
				1:02.24	-1:02.4			-	1:02.42	1:02.93	59.74		
				Pi: 8	Pi: 8	19 Pi: 4		Pi: 3	Pi: 3	Pi: 6	-3		
8	Ruben Rojas Betanzos Syracuse [JR]	3:47.39	44.81	1:45.65	2:48.4	3:49.39	45.46	1:45.45	2:47.67	3:49.39	1 (9)	1	
				1:00.84	-1:02.8			-	1:00.00	1:02.23	1:01.72		
				Pi: 5	Pi: 7	-2	20 Pi: 8		Pi: 9	Pi: 6	3		
9	Connor Ackley Syracuse [SO]	3:47.60	45.42	1:48.85	2:51.1	3:49.56	44.44	1:46.71	2:49.22	3:49.56	2 (7)	2	
				1:03.43	-1:02.3			-	1:02.27	1:02.52	1:00.35		
				Pi: 3	Pi: 4	-1	21 Pi: 2		Pi: 5	Pi: 4	1		
10	Dakin Ebmeyer Colgate [JR]	3:47.66	44.33	1:46.92	2:49.5	3:49.73	44.55	1:46.83	2:49.05	3:49.73	2 (8)	3	
				1:02.59	-1:02.6			-	1:02.28	1:02.23	1:00.68		
				Pi: 4	Pi: 7	-3	22 Pi: 5		Pi: 6	Pi: 5	1		
11	Tyler Canaday Cornell [SR]	3:48.48	44.90	1:46.85	2:49.3	3:49.79	45.74	1:46.52	2:48.77	3:49.79	1 (10)	12	
				1:01.96	-1:02.5			-	1:00.78	1:02.25	1:00.97		
				Pi: 9	Pi: 6	3	23 Pi: 3		Pi: 11	Pi: 10	3		
									Pi: 13	Pi: 2			
									Pi: 9	Pi: 9			

24	Kyle Rakitis Rutgers [JR]	3:49.99	44.16 - Pl: 2	1:46.56 1:02.40 Pl: 2	42:49.9 1:03.3 Pl: 8	Finneas Colescott Columbia [JR]	3:55.66	47.55 - Pl: 12	1:50.42 1:02.88 Pl: 9 3	2:53.45 1:03.03 Pl: 8 1	3:55.66 1:02.21 Pl: 9 -1	4 (9)	1
25	Edward Blaha Columbia [SR]	3:50.32	46.71 - Pl: 3	1:49.59 1:02.89 Pl: 3	42:50.7 1:01.1 Pl: 1	Siyabonga Mbatha Maryland-Eastern Shore [JR]	3:56.58	44.95 - Pl: 1	1:48.61 1:03.66 Pl: 2 -1	2:51.83 1:03.23 Pl: 7 -5	3:56.58 1:04.76 Pl: 11 -4	3 (11)	10
26	Brian Gent Penn [JR]	3:50.57	46.37 - Pl: 12	1:49.60 1:03.23 Pl: 13 -1	43:51.8 1:02.2 Pl: 9	Jackson Hefty Navy [FR]	3:56.88	47.39 - Pl: 11	1:51.23 1:03.85 Pl: 13 -2	2:55.12 1:03.90 Pl: 12 1	3:56.88 1:01.76 Pl: 10 2	4 (10)	12
27	Ben Bergey Columbia [JR]	3:50.64	45.91 - Pl: 13	1:46.08 1:00.17 Pl: 11 2	42:48.3 1:02.2 Pl: 7	James Mcleay Princeton [FR]	3:57.44	44.63 - Pl: 4	1:45.67 1:01.05 Pl: 8 -4	2:49.56 1:03.89 Pl: 12 -4	3:57.44 1:07.89 Pl: 12	1 (12)	13
28	James Partlow Navy [SO]	3:50.90	45.21 - Pl: 2	1:48.60 1:03.40 Pl: 1 1	42:50.9 1:02.3 Pl: 1	Carter Flowers Unattached	3:57.99	47.11 - Pl: 6	2:54.03 2:06.93 Pl: 15 -9	3:57.99 1:03.96 Pl: 14 1		4 (11)	10
29	Luke Bowsby Navy [FR]	3:51.12	45.12 - Pl: 11	1:47.46 1:02.34 Pl: 10 1	42:49.8 1:02.3 Pl: 7	Ethan Green Stony Brook [SO]	3:57.99	46.05 - Pl: 8	1:49.48 1:03.44 Pl: 12 -4	2:52.78 1:03.30 Pl: 12	3:57.99 1:05.22 Pl: 12	3 (12)	8
30	Daniel Cova Unattached	3:51.35	45.20 - Pl: 12	1:47.94 1:02.75 Pl: 12	42:50.0 1:02.1 Pl: 9	Nicholas Larson Colgate [JR]	3:58.12	47.18 - Pl: 8	1:51.44 1:04.27 Pl: 14 -6	2:54.24 1:02.80 Pl: 10 4	3:58.12 1:03.89 Pl: 11 -1	4 (12)	8
31	Louis Small Syracuse [JR]	3:51.60	46.82 - Pl: 4	1:49.99 1:03.18 Pl: 6 -2	42:51.0 1:01.0 Pl: 2	James Cruse UMass Lowell [FR]	3:58.59	45.32 - Pl: 13	1:48.27 1:02.95 Pl: 13	2:53.20 1:04.93 Pl: 12 1	3:58.59 1:05.40 Pl: 12	2 (12)	9
32	Matthew Bogdan Villanova [JR]	3:51.98	46.36 - Pl: 11	1:49.42 1:03.06 Pl: 11	42:51.8 1:02.4 Pl: 8	Noah Guerrero Navy [FR]	3:58.67	47.75 - Pl: 15	1:50.55 1:02.81 Pl: 11 4	2:53.78 1:03.23 Pl: 9 2	3:58.67 1:04.90 Pl: 12 -3	4 (13)	4
33	Caiden Leen Penn State [JR]	3:52.29	46.54 - Pl: 2	1:49.86 1:03.33 Pl: 5 -3	52:51.2 1:01.4 Pl: 4	Tyler Medeiros UMass Amherst [SO]	4:00.27	46.00 - Pl: 7	1:48.96 1:02.97 Pl: 6 1	2:52.81 1:03.85 Pl: 13 -7	4:00.27 1:07.47 Pl: 13	3 (13)	11
34	Thomas Arender Princeton [SO]	3:52.85	47.62 - Pl: 13	1:50.87 1:03.25 Pl: 12 1	52:51.7 1:00.8 Pl: 7	Kailas Ciatto UMass Amherst [SO]	4:01.63	47.34 - Pl: 10	1:50.51 1:03.18 Pl: 10	2:55.39 1:04.88 Pl: 13 -3	4:01.63 1:06.24 Pl: 13	4 (14)	13
35	Zackery Poekert Navy [JR]	3:52.94	45.81 - Pl: 6	1:49.02 1:03.21 Pl: 7 -1	DNF 1:03.0 Pl: 10	Weston Brown Princeton [JR]		43.94 - Pl: 1	1:44.72 1:00.78 Pl: 2 -1			1	14
36	Henry Koike-Sieira Columbia [SO]	3:53.19	47.14 - Pl: 7	1:49.41 1:02.27 Pl: 2 5	DNF 1:01.8 Pl: 3 -	Alexander Niemiec Princeton [SO]		43.98 - Pl: 1	1:46.40 1:02.42 Pl: 1			2	15
37	Christian Bachmann Army West Point [SO]	3:53.64	47.32 - Pl: 9	1:50.14 1:02.83 Pl: 7 2	DNF 1:01.3 Pl: 6	Vijay Krishnamoorthi Princeton [SR]		46.33 - Pl: 1	1:49.35 1:03.03 Pl: 1			4	16
38	Huck Oakes NYU [SO]	3:53.97	46.92 - Pl: 5	1:49.80 1:02.89 Pl: 4 1	DNF 1:01.6 Pl: 5	Cooper Austen Princeton [JR]						2	8
39	Lasse Bjorn Jensen NJIT [FR]	3:54.77	45.69 - Pl: 5	1:48.87 1:03.18 Pl: 5	2:52.3 1:03.4 Pl: 11	Jack Fenlon Villanova [FR]						1	2
40	Shane Murphy Penn [SO]	3:55.44	47.72 - Pl: 14	1:50.21 1:02.49 Pl: 8 6	DNF 1:04.0 Pl: 11	Steven Hergenrother UNA-Princeton [SO]						2	12
	Jake Borgesi Penn State [SO]			DNF								3	12

Heat-by-Heat

Heat 1

PL	ATHLETE	MARK	LN/POS
1 (1)	Charles Guerrero Syracuse [FR]	3:44.75	7
2 (2)	Collin Gilstrap Stony Brook [JR]	3:45.40	11
3 (3)	Collin Catherwood UMass Amherst [JR]	3:45.45	8
4 (4)	Reiss Marshall Iona [FR]	3:46.09	5
5 (5)	Assaf Harari Syracuse [SR]	3:46.73	4
6 (6)	Adam Furman Army West Point [JR]	3:47.16	9
7 (8)	Ruben Rojas Betanzos Syracuse [JR]	3:47.39	10

8 (14)	Nicholas Carpenter Penn [SR]	3:48.98	6
9 (19)	Peter Walsdorf Syracuse [SR]	3:49.39	1
10 (22)	Jacob Nenow Princeton [SO]	3:49.73	12
11 (27)	Ben Bergey Columbia [JR]	3:50.64	3
12 (44)	James Mcleay Princeton [FR]	3:57.44	13
DNF	Weston Brown Princeton [JR]		14
DNF	Jack Fenlon Villanova [FR]		2

Heat 2

PL	ATHLETE	MARK	LN/POS
1 (7)	Asher Danielson Syracuse [FR]	3:47.29	6
2 (10)	Dakin Ebmeyer Colgate [JR]	3:47.66	7
3 (11)	Tyler Canaday Cornell [SR]	3:48.48	10
4 (13)	Chris Larnard Penn [SO]	3:48.83	11
5 (16)	Isaac Oppermann Unattached [FR]	3:49.23	4
6 (18)	Caleb Gartner Stony Brook [SR]	3:49.34	14
7 (20)	George Keen Penn [JR]	3:49.56	2

8 (21)	Jacob Smith Penn State [SR]	3:49.73	3
9 (24)	Kyle Rakitis Rutgers [JR]	3:49.99	13
10 (29)	Luke Bowsby Navy [FR]	3:51.12	1
11 (30)	Daniel Cova Unattached	3:51.35	5
12 (48)	James Cruse UMass Lowell [FR]	3:58.59	9
DNF	Alexander Niemiec Princeton [SO]		15
DNF	Cooper Austen Princeton [JR]		8
DNF	Steven Hergenrother UNA-Princeton [SO]		12

Heat 3

PL	ATHLETE	MARK	LN/POS
1 (9)	Connor Ackley Syracuse [SO]	3:47.60	5

2 (12)	Parker Harris Army West Point [SO]	3:48.80	4
3 (15)	William Simard UMass Lowell [FR]	3:49.22	7
4 (17)	Marian Drazan Delaware State [JR]	3:49.28	6

5 (23)	Alec Carew UMass Amherst [SO]	3:49.79	2	10 (39)	Lasse Bjorn Jensen NJIT [FR]	3:54.77	3
6 (26)	Brian Gent Penn [JR]	3:50.57	14	11 (42)	Siyabonga Mbatha Maryland-Eastern Shore [JR]	3:56.58	10
7 (28)	James Partlow Navy [SO]	3:50.90	1	12 (46)	Ethan Green Stony Brook [SO]	3:57.99	8
8 (32)	Matthew Bogdan Villanova [JR]	3:51.98	13	13 (50)	Tyler Medeiros UMass Amherst [SO]	4:00.27	11
9 (35)	Zackery Poekert Navy [JR]	3:52.94	9	DNS	Jake Borgesi Penn State [SO]		12

Heat 4

PL	ATHLETE	MARK	LN/POS
1 (25)	Edward Blaha Columbia [SR]	3:50.32	15
2 (31)	Louis Small Syracuse [JR]	3:51.60	14
3 (33)	Caiden Leen Penn State [JR]	3:52.29	11
4 (34)	Thomas Arender Princeton [SO]	3:52.85	9
5 (36)	Henry Koike-Sieira Columbia [SO]	3:53.19	6
6 (37)	Christian Bachmann Army West Point [SO]	3:53.64	5
7 (38)	Huck Oakes NYU [SO]	3:53.97	2
8 (40)	Shane Murphy Penn [SO]	3:55.44	7

9 (41)	Finneas Colescott Columbia [JR]	3:55.66	1
10 (43)	Jackson Hefty Navy [FR]	3:56.88	12
11 (45)	Carter Flowers Unattached	3:57.99	10
12 (47)	Nicholas Larson Colgate [JR]	3:58.12	8
13 (49)	Noah Guerrero Navy [FR]	3:58.67	4
14 (51)	Kailas Ciatto UMass Amherst [SO]	4:01.63	13
DNF	Vijay Krishnamoorthi Princeton [SR]		16
DNS	Ryan Beegle Villanova [JR]		3

Men's 1500m

Final

Results

PLACE	ATHLETE	RESULT	300	700	20								
1	Igor Ouwerkerk Iona [FR]	3:50.59	45.81 - 1:03.47 Pl: 9	1:49.28 - 1:02.75 Pl: 11 -2	2:52.02 - 1:02.75 21: 6 5	Alex Patelski Unattached	3:57.76	46.27 - 1:49.60 Pl: 3	1:49.60 - 1:03.33 Pl: 5 -2	2:53.22 - 1:03.63 Pl: 6 -1	3:57.76 - 1:04.54 Pl: 9 -3	2 (9)	9
2	Nick Steinfeldt Pittsburgh [SO]	3:51.38	44.91 - 1:03.18 Pl: 3	1:48.09 - 1:03.26 Pl: 2 1	2:51.34 - 1:03.26 22: 1 1	Ben Pizarro Columbia [FR]	3:57.84	47.66 - 1:04.54 Pl: 3	1:52.20 - 1:05.99 Pl: 4 -1	2:58.18 - 1:05.99 Pl: 3 1	3:57.84 - 59.67 Pl: 1 2	3 (1)	4
3	Ryan Rheam Army West Point [SO]	3:51.39	46.14 - 1:02.93 Pl: 11	1:49.07 - 1:03.50 Pl: 10 1	2:52.57 - 1:03.50 23: 1 0	John Shapiro Colgate [FR]	3:57.97	46.77 - 1:03.22 Pl: 8	1:49.98 - 1:03.22 Pl: 9 -1	2:53.32 - 1:03.34 Pl: 7 2	3:57.97 - 1:04.65 Pl: 10 -3	2 (10)	3
4	Lekan Sotonwa Delaware State [FR]	3:51.90	45.06 - 1:03.59 Pl: 4	1:48.65 - 1:03.07 Pl: 8 -4	2:51.71 - 1:03.07 24: 4 4	Aaron Wysocki Unattached	3:58.08	47.47 - 1:02.82 Pl: 12	1:50.28 - 1:05.51 Pl: 11 1	2:55.78 - 1:02.30 Pl: 12 -1	3:58.08 - 1:02.30 Pl: 11 1	2 (11)	7
5	Ian Cain Delaware State [SO]	3:52.40	45.95 - 1:03.21 Pl: 1	1:49.16 - 1:03.45 Pl: 2 -1	2:52.60 - 1:03.45 25 3 -1	Ryan Hesler Stony Brook [SO]	3:58.50	47.79 - 1:04.21 Pl: 4	1:51.99 - 1:05.78 Pl: 3 1	2:57.76 - 1:00.74 Pl: 1 2	3:58.50 - 1:00.74 Pl: 2 -1	3 (2)	5
6	Connor Clifford Unattached	3:53.04	45.38 - 1:03.15 Pl: 7	1:48.52 - 1:03.64 Pl: 6 1	2:52.15 - 1:03.64 26 7 -1	Quinn Cataldi Rider [FR]	3:59.00	48.14 - 1:04.50 Pl: 6	1:52.64 - 1:06.47 Pl: 8 -2	2:59.11 - 1:06.47 Pl: 9 -1	3:59.00 - 59.89 Pl: 3 6	3 (3)	6
7	Anthony Dvorsky NJIT [SR]	3:53.10	46.11 - 1:02.93 Pl: 2	1:49.04 - 1:03.08 Pl: 1 1	2:52.11 - 1:03.08 27: 1 1	Christian Audrin Iona [JR]	3:59.03	47.92 - 1:04.51 Pl: 5	1:52.42 - 1:05.58 Pl: 6 -1	2:57.99 - 1:05.58 Pl: 2 4	3:59.03 - 1:01.04 Pl: 4 -2	3 (4)	9
8	Liam Tilton Rutgers [SR]	3:53.34	45.58 - 1:02.60 Pl: 8	1:48.18 - 1:03.24 Pl: 3 5	2:51.41 - 1:03.24 28: 2 1	Martin Brophy Unattached	3:59.44	47.60 - 1:02.99 Pl: 13	1:50.59 - 1:04.04 Pl: 13	2:54.63 - 1:04.04 Pl: 10 3	3:59.44 - 1:04.82 Pl: 12 -2	2 (12)	10
9	Riley Cole UMass Amherst [SR]	3:53.36	47.19 - 1:02.67 Pl: 11	1:49.86 - 1:03.08 Pl: 8 3	2:52.93 - 1:03.08 29: 5 3	Judah Garcia Phillips NJIT [FR]	3:59.54	48.38 - 1:04.38 Pl: 8	1:52.76 - 1:05.93 Pl: 9 -1	2:58.68 - 1:05.93 Pl: 6 3	3:59.54 - 1:00.86 Pl: 5 1	3 (5)	10
10	Aryan Abbaraju Cornell [JR]	3:53.45	45.92 - 1:02.97 Pl: 10	1:48.89 - 1:03.88 Pl: 9 1	2:52.77 - 1:03.88 30 11 -2	Collin McLoughlin Stony Brook [SO]	4:00.59	48.32 - 1:03.99 Pl: 7	1:52.30 - 1:06.60 Pl: 5 2	2:58.90 - 1:06.60 Pl: 7 -2	4:00.59 - 1:01.70 Pl: 6 1	3 (6)	7
11	Robert Poplau Rutgers [SO]	3:53.79	44.85 - 1:03.70 Pl: 2	1:48.54 - 1:03.31 Pl: 7 -5	2:51.85 - 1:03.31 31: 5 2	Lukas Malek Columbia [FR]	4:00.70	48.58 - 1:03.93 Pl: 9	1:52.51 - 1:05.99 Pl: 7 2	2:58.49 - 1:05.99 Pl: 4 3	4:00.70 - 1:02.21 Pl: 7 -3	3 (7)	11
12	William Thu Hofstra [SO]	3:53.81	44.64 - 1:03.68 Pl: 1	1:48.31 - 1:04.13 Pl: 4 -3	2:52.43 - 1:04.13 32 9 -5	Eli Ahten Army West Point [FR]	4:02.77	47.10 - 1:04.60 Pl: 1	1:51.69 - 1:07.23 Pl: 1	2:58.91 - 1:07.23 Pl: 8 -7	4:02.77 - 1:03.86 Pl: 8	3 (8)	3
13	Alex Hryczyszyn NYU [JR]	3:53.92	45.10 - 1:03.28 Pl: 5	1:48.37 - 1:03.86 Pl: 5	2:52.23 - 1:03.86 33 8 -3	Tyler Robinson Colgate [SO]	4:03.03	47.43 - 1:04.46 Pl: 2	1:51.88 - 1:06.79 Pl: 2	2:58.67 - 1:06.79 Pl: 5 -3	4:03.03 - 1:04.37 Pl: 9 -4	3 (9)	8
14	Jacob Abraham Unattached [FR]	3:55.78	46.30 - 1:03.32 Pl: 4	1:49.62 - 1:05.56 Pl: 6 -2	2:55.18 - 1:05.56 34 11 -4	Benja Daniels Iona [FR]	4:03.83	46.38 - 1:04.57 Pl: 12	1:50.94 - 1:07.31 Pl: 13 -1	2:58.24 - 1:07.31 Pl: 13	4:03.83 - 1:05.59 Pl: 12 1	1 (12)	10
15	Liam Jordan Penn [FR]	3:56.03	46.42 - 1:02.94 Pl: 5	1:49.36 - 1:03.39 Pl: 4 1	2:52.74 - 1:03.39 35: 1 4	Christopher Tardugno Stony Brook [SO]	4:04.34	48.84 - 1:04.17 Pl: 10	1:53.00 - 1:06.35 Pl: 10	2:59.34 - 1:06.35 Pl: 10	4:04.34 - 1:05.00 Pl: 10	3 (10)	2
16	Jackson Vogel Colgate [JR]	3:56.45	46.98 - 1:03.12 Pl: 10	1:50.10 - 1:03.58 Pl: 10	2:53.67 - 1:03.58 36: 9 1	Elijah Post Unattached	4:04.83	46.50 - 1:03.87 Pl: 13	1:50.36 - 1:07.35 Pl: 12 1	2:57.70 - 1:07.35 Pl: 12	4:04.83 - 1:07.13 Pl: 13 -1	1 (13)	13
17	Gavin Rossi Rutgers [SO]	3:56.77	45.24 - 1:02.79 Pl: 6	1:48.02 - 1:03.47 Pl: 1 5	2:51.49 - 1:03.47 DNS -2	Andrew Lawler Stony Brook [FR]	4:07.31	46.97 - 1:03.39 Pl: 9	1:50.36 - 1:06.07 Pl: 12 -3	2:56.42 - 1:06.07 Pl: 13 -1	4:07.31 - 1:10.90 Pl: 13	2 (13)	15
18	Ryan Johnson Cornell [SR]	3:56.95	46.49 - 1:02.73 Pl: 6	1:49.22 - 1:03.33 Pl: 3 3	2:52.39 - 1:03.33 Pl: 2 1	Tomas Barry Monmouth [JR]						2	4
19	Diego Reyes NJIT [FR]	3:56.97	46.67 - 1:03.15 Pl: 7	1:49.81 - 1:03.60 Pl: 7	DNS 41 - 1:03.60 Pl: 8 -1	Vijay Krishnamoorthi Princeton [SR]						3	13
						Andrew Regnier Penn State [SO]						3	12

DNS	Andrew Beers Monmouth [SO]	-0.2 m/s	2	DNS	Isaac Roberts IV Rider [FR]	4	7
DNS	Aaron Brooks Monmouth [JR]	-0.2 m/s	2	8			

Heat-by-Heat

Heat 1

Wind: -2.4 m/s

PL	ATHLETE	MARK	LN	LN/POS	ATHLETE	MARK	LN	LN/POS
			4	(15)	N * Jamison Scott Navy [SO]	14.97	3	
			5	(17)	N * Logan Howe Navy [SO]	15.10	4	
1 (3)	Shane Gardner Penn [SR]	14.31	Q	6	George Bostwick Monmouth [SO]	15.22	8	
2 (6)	N * Robert Wind Navy [FR]	14.44	Q	7	Jeremy Burrell Rider [SR]	15.33	2	
3 (14)	Jason Alvarez NJIT [SR]	14.94	8	7(27)	Jeusten Jourdain NJIT [SR]	18.94	1	

Heat 2

Wind: -0.2 m/s

PL	ATHLETE	MARK	LN	LN/POS	ATHLETE	MARK	LN	LN/POS
			4	(23)	Christopher Young Columbia [FR]	15.46	4	
			5	(24)	Ra-John Gray Maryland-Eastern Shore [SO]	15.47	7	
1 (5)	C Ryder King Cornell [SR]	14.41	Q	6	Canyon Hall Army West Point [SR]	15.83	2	
2 (10)	N * Michael Wilkerson Navy [FR]	14.73	DNS		Andrew Beers Monmouth [SO]		3	
3 (20)	Nathan Storz Rider [SR]	15.29	DNS		Aaron Brooks Monmouth [JR]		8	

Heat 3

Wind: 0.7 m/s

PL	ATHLETE	MARK	LN	LN/POS	ATHLETE	MARK	LN	LN/POS
			4	(9)	Hunter Morris Army West Point [SO]	14.62	3	
			5	(12)	N * Jordan Wolverton Navy [FR]	14.89	4	
1 (1)	Greg Foster Princeton [JR]	14.07	Q	6	Garrett Boag Monmouth [JR]	14.89	8	
2 (7)	Austin Hernandez Army West Point [SR]	14.55	Q	7	Dylan Foster Army West Point [SO]	15.56	2	
3 (8)	Joshua Exantus UMass Amherst [SR]	14.56	Q		Donovan Dixon Delaware State [SO]		1	

Heat 4

Wind: 0.6 m/s

PL	ATHLETE	MARK	LN	LN/POS	ATHLETE	MARK	LN	LN/POS
			4	(16)	Leconte Stover Monmouth [SR]	15.00	3	
			5	(18)	Brad Cantoral Monmouth [SR]	15.18	1	
1 (2)	N * Jason Keiser Navy [FR]	14.22	Q	6	N * Alakai Perriton Navy [FR]	15.29	8	
2 (4)	Jake Rose Penn [SR]	14.33	Q		Max Weinberg Rider [SR]		2	
3 (11)	C Teddy Rauchway Cornell [SO]	14.82	DNS		Isaac Roberts IV Rider [FR]		7	

Men's 400m Hurdles

Final

Results

PLACE	ATHLETE	RESULT	HEAT	LN/POS	PLACE	ATHLETE	RESULT	HEAT	LN/POS
1	Alonzo Sims Jr Delaware State [SR]	51.85	1	(1) 8	16	N * Jordan Wolverton Navy [FR]	54.75	3	(3) 3
2	Andrew Beers Monmouth [SO]	51.91	1	(2) 7	17	Ronan O'Neill Villanova [SR]	54.93	4	(2) 4
3	Mamadi Diawara Rider [FR]	52.18	2	(1) 2	18	N * Michael Wilkerson Navy [FR]	55.23	3	(4) 1
4	Matt DeMatteo Penn State [SR]	52.21	1	(3) 4	19	Brooks Mitchell Penn [SO]	55.27	4	(3) 8
5	Camryn Thomas Rider [FR]	52.25	1	(4) 2	20	N * Jason Keiser Navy [FR]	55.74	2	(8) 8
6	Cade Swart Penn [SO]	52.33	2	(2) 6	21	George Bostwick Monmouth [SO]	56.43	3	(5) 4
7	N * David Walker Navy [JR]	52.41	2	(3) 5	22	Griffin Frankfather Army West Point [FR]	56.63	3	(6) 7
8	Cortland Webb Rider [SO]	52.44	2	(4) 7	23	Brad Cantoral Monmouth [SR]	56.73	4	(4) 3
9	Aiden Silvestri Princeton [SR]	52.50	1	(5) 5	24	Akeil Kidd Maryland-Eastern Shore [FR]	56.86	4	(5) 7
10	N * Ayden Henley Navy [FR]	52.84	2	(5) 1	25	N * Logan Howe Navy [SO]	57.45	3	(7) 8
11	Chris Scalia UMass Amherst [JR]	53.42	2	(6) 3	26	Cuauhtemoc Zamora Columbia [FR]	58.21	4	(6) 6
12	Dylan Foster Army West Point [SO]	53.66	3	(1) 6	DNF	Kobeyeh Riley Princeton [FR]		1	1
13	Salvatore Barretta Villanova [SR]	54.37	4	(1) 5	DNF	Liam Gluck Villanova [SO]		3	5
14	Michael Bynes Rider [FR]	54.65	3	(2) 2	DNS	C Ryder King Cornell [SR]		1	6
15	C Jason Meza Cornell [SO]	54.74	2	(7) 4	DNS	Tori Willis Jr. Delaware State [FR]		1	3

Heat-by-Heat

Heat 1

PL	ATHLETE	MARK	LN/POS
1 (1)	Alonzo Sims Jr Delaware State [SR]	51.85	8

Grant Hymas Army West Point [FR]	NH	XXX	DNS	Brian Schloeder Navy [SO]	2
Alakai Perriton Navy [FR]	NH	XXX	DNS	Alex Georgiev Penn [SO]	4
Gunnar Kimball Navy [JR]	NH	XXX			13

Men's Long Jump

Final

Results






PLACE	ATHLETE	RESULT	1ST	2ND	3F 13										
1	Greg Foster Princeton [JR]	7.81 25-7 ½ 0.0	7.78 25-6 ¼ 0.0	X	7.76 25-5 ½ 0.0	Josh Burgess Rider [SR]	6.79 22-3 ½ -1.7	X	6.79 22-3 ½ -1.7	X					1-11
2	William Pierce Navy [JR]	7.21 23-8 0.0	7.05 23-1 ¼ 0.0	6.86 22-6 ¼ 0.0	7.15 23-5 ½ -1.15	Stepan Matura Cornell [SO]	6.78 22-3 0.0	X	6.78 22-3 0.0	X					2-4
2	Joe White Penn State [SO]	7.21 23-8 0.0	6.52 21-4 ¼ 0.0	6.93 22-9 -0.8	6.84 22-5 ½ 0.0	Nicolas Simmons Navy [JR]	6.77 22-2 ½ 0.0	6.77 22-2 ½ 0.0	6.61 21-8 ¼ -0.8	6.48 21-3 ¼ 0.0					2-1
4	Amari Campbell St. Peter's [SR]	7.12 23-4 ¼ -1.7	6.98 22-10 ¼ -0.9	7.12 23-4 ¼ -1.7	7.02 23-0 ½ -2.2	Hayden Brace Army West Point [FR]	6.76 22-2 ¼ -1.0	6.76 22-2 ¼ -1.0	X	6.25 20-6 ¼ -0.5					1-2
5	Aaron Brooks Monmouth [JR]	7.11 23-4 -1.3	7.11 23-4 -1.3	6.74 22-1 ½ -1.9	6.92 22-8 ½ 0.0	Caleb Smith Army West Point [SR]	6.68 21-11 0.0	6.68 21-11 0.0	6.64 21-9 ½ -0.7	6.65 21-10 0.0					2-5
6	Carlos Posey Army West Point [SR]	7.05 23-1 ¼ 0.0	6.52 21-4 ¼ -1.3	6.93 22-9 -1.9	X	Tyler Yen Columbia [JR]	6.68 21-11 0.0	X	X	6.68 21-11 0.0					1-3
6	Jordan Wolverton Navy [FR]	7.05 23-1 ¼ -0.3	7.05 23-1 ¼ -0.3	6.57 21-6 ¾ 0.0	X	Bret Wingard Army West Point [SR]	6.67 21-10 ¼ -0.5	6.67 21-10 ¼ -0.5	6.26 20-6 ½ 0.1	6.19 20-3 ¾ 0.0					1-12
8	Richard Lawson Princeton [JR]	6.97 22-10 ½ 0.0	6.44 21-1 ¼ 0.0	6.88 22-7 -0.9	6.95 22-9 ¾ -1.21	Gary Choice Navy [SO]	6.62 21-8 ¼ 0.0	6.62 21-8 ¼ 0.0	6.60 21-8 0.0	6.50 21-4 -1.3					1-7
9	Joshua Adams Columbia [SR]	6.94 22-9 ¼ 0.0	6.91 22-8 -0.2	X	X	Alex Kislenko Monmouth [JR]	6.54 21-5 ½ 0.0	X	6.54 21-5 ½ 0.0	6.19 20-3 ¾ 0.0					1-6
10	Clayton Gary Princeton [FR]	6.90 22-7 ¼ -1.1	X	6.90 22-7 ¼ -1.1	6.70 21-11 ¼ 0.23	Lorenzo Cagliero Princeton [SR]	6.47 21-2 ¾ -3.5	X	6.47 21-2 ¾ -3.5	X					1-4
11	Christian Hill Monmouth [FR]	6.85 22-5 ¼ 0.0	6.63 21-9 -0.9	X	6.85 22-5 ¼ 0.0	Jamison Scott Navy [SO]	6.44 21-1 ½ -0.2	6.27 20-7 0.0	6.44 21-1 ½ -0.2	6.18 20-3 ½ -0.5					1-8
12	Jacob Brokaw Monmouth [JR]	6.83 22-5 0.0	6.83 22-5 0.0	X	X	Colby Fahrney Navy [SR]	0.0	DNS							1-10
						Rocco Carpinello Columbia [SO]	0.0	DNS							2-11
						Kyle Moore Penn State [SO]	0.0	DNS							2-2

Men's Shot Put

Final

Results

PLACE	ATHLETE	RESULT	1ST	2ND	3RD	4TH									
1	CJ Licata Unattached	20.18 66-2 ½	19.79 64-11 ¼	19.88 65-2 ¾	X		Sam Engebretson Penn State [SR]	16.17 53-0 ¾	15.89 52-1 ¾ 10	16.17 53-0 ¾ 12	16.02 52-6 ¾ 14				2-4
2	Tyler Konopka Princeton [SR]	17.85 58-6 ¾	X	17.33 56-10 ¼	17.36 56-11 ¼		Ronde Washington Monmouth [SR]	16.10 52-10	15.97 52-4 ¾ 8	16.10 52-10 13	X 15				1-6
3	Matthew Palchak Army West Point [SO]	17.52 57-5 ¼	16.43 53-11 5	17.13 56-2 ½	16.69 54-9 ½		Albert Yodakis Monmouth [FR]	16.01 52-6 ½	16.01 52-6 ½ 7	15.92 52-2 ¾ 14	15.84 51-11 ¼ 16				1-11
4	Alex Jackson Virginia [FR]	17.41 57-1 ½	X	16.92 55-6 ¼	17.12 56-2		Christopher Johnson Delaware State [SR]	15.96 52-4 ½	15.96 52-4 ½ 9	X 15	X 17				2-10
5	Peter Northrup Cornell [SO]	17.15 56-3 ¾	17.10 56-1 ¼ 2	X	X		Nicholas Frattina Cornell [JR]	15.75 51-8 ¼	15.18 49-9 ¾ 15	15.75 51-8 ¼ 16	15.32 50-3 ¾ 18				1-9
6	Joe Seib Cornell [FR]	17.15 56-3 ¾	17.01 55-9 ¾ 3	17.15 56-3 ¾	16.70 54-9 ½		Damere Lassiter Rider [SO]	15.65 51-4 ¾	15.45 50-8 ¾ 13	15.65 51-4 ¾ 17	15.09 49-6 ¾ 19				1-8
7	Anthony Liakhnovich Princeton [FR]	17.12 56-2	X	X	16.78 55-0 ¾		Max Gainey Princeton [FR]	15.54 51-0	12.05 39-6 ½ 19	15.54 51-0 18	X 20				1-13
8	Joseph Goodenow Princeton [FR]	16.59 54-5 ¼	16.59 54-5 ¼ 4	X	X		Marcus Blasucci Columbia [FR]	15.42 50-7 ¼	X	X	15.42 50-7 ¼ 21				1-4
9	Noah Harman Cornell [SR]	16.52 54-2 ½	16.29 53-5 ½ 6	16.12 52-10 ¾	16.52 54-2 ¾		Asher Bowcutt Army West Point [FR]	15.40 50-6 ¼	15.15 49-8 ½ 16	15.40 50-6 ¼ 19	X 22				1-10
10	Caleb Duvelson NJIT [FR]	16.41 53-10 ¼	15.85 52-0 11	16.40 53-9 ¾	16.16 53-0 ½		Grant Lohr Monmouth [FR]	15.00 49-2 ½	14.67 48-1 ¾ 18	15.00 49-2 ½ 21	X 23				1-1
11	Hunter-Robbins Mann Navy [FR]	16.23 53-3	15.35 50-4 ½ 14	16.23 53-3 11	X		Andrew Hardwick Army West Point [SO]	14.92 48-11 ½	X	14.92 48-11 ½ 22	X 24				1-7
12	Brady Mider Penn State [FR]	16.22 53-2 ¾	X	15.21 49-11 20	16.22 53-2 ¾ 12		Yianni Papanikolas Villanova [FR]	14.91 48-11	14.68 48-2 17	14.91 48-11 23	X 25				1-2
13	Jakob Alperin Virginia [SO]	16.19 53-1 ½	15.48 50-9 ½ 12	16.19 53-1 ½ 11	15.06 49-5 13		Robby Manse Army West Point [SR]	0.0							2-3

18	 Connor Brown Princeton [JR]	45.83 150-4	X	45.83 150-4	45.42 149-0	 Drew Mruk Princeton [SO]	2- 10
19	 Max Gainey Princeton [FR]	45.21 148-4	43.66 143-3	45.21 148-4	41.98 137-8	DNS  * Kyle Ashley Navy [FR]	2-9
20	 Nate Homefield NJIT [SO]	44.99 147-7	44.93 147-5	44.99 147-7	43.03 141-2		1-3