

Women's 4x100

Final

Results

| PLACE | ATHLETE | MARK | LN/POS |
|-------|--|--------------|---------|
| 5 | UMass Amherst [A] Jillian Strynar, Ashley Johnson, Chloe Guthrie, Jana DeRaedt | 46.66 | 2 (1) 5 |
| 1 | Penn [A] Sofia Swindell, Milan Ramey, Rianna Floyd, Jailyn Milord | | |
| 2 | Princeton [A] Brooke Jackson, Maisha Atkinson, Laila Payne, Soraya Patterson | 46.88 | 1 (5) 8 |
| 3 | Cornell [A] Divine Bamgboye, Brianna Beckham, Natasha Redmond, Olivia Walte | 48.22 | 2 (2) 6 |
| 4 | Army West Point [A] Saige Acosta, Chadon Foreman, Faith Kibbe, Simone Tillman | 49.03 | 2 (3) 7 |
| | NJIT [A] Alexis Hardy, Jacquelyn Rolle, Jahzara Emeli, Morgan Mims | | |
| | Navy [A] Caroline Rey, Sophia Richter, Savannah Swanda, Jia Anderson | | 1 4 |

Heat-by-Heat

Heat 1

| PL | ATHLETE | MARK | LN/POS |
|-------|-----------------------------------|--------------|--------|
| 1 (1) | Penn Penn [A] | 44.72 | 6 |
| 2 (2) | Princeton Princeton [A] | 45.46 | 5 |

| | | | |
|-------|---|--------------|---|
| 3 (3) | Cornell Cornell [A] | 45.56 | 7 |
| 4 (4) | Army West Point Army West Point [A] | 46.03 | 3 |
| 5 (6) | Columbia Columbia [A] | 46.88 | 8 |
| DNF | Navy Navy [A] | | 4 |
| 2 (7) | Delaware Delaware [A] | 48.22 | 6 |
| 3 (8) | NJIT NJIT [A] | 49.03 | 7 |

Heat 2

| PL | ATHLETE | MARK | LN/POS |
|-------|---|--------------|--------|
| 1 (5) | UMass Amherst UMass Amherst [A] | 46.66 | 5 |

Women's 4x400

Final

Results

| PLACE | ATHLETE | MARK | LN/POS |
|-------|--|----------------|---|
| 1 | Penn [A] Rianna Floyd, Sofia Swindell, Jailyn Milord, Amelia Kristen | 3:50.93 | 1:56.99 - PI: 2 |
| 2 | Cornell [A] Elise Sawyer, Rachel Bethke, Sophia Comfere, Francine Stevens | 3:51.53 | 1:56.74 - PI: 1 |
| 3 | Navy [A] Peighton Marrero, Savannah Swanda, Chinenye Obasi, Sophia Richter | 3:59.90 | 2:00.05 - PI: 6 |
| 4 | Army West Point [A] Sabrina Sardar, Lauren Gallagher, Alma Lazo Cazares, Grace Coppel | 4:06.90 | 2:05.13 - PI: 4 |
| 5 | UMass Amherst [A] Ashley Johnson, Leila Metres, Ali Murphy, Ingibjorg Sigurdardottir | 4:07.38 | 2:03.22 - PI: 3 |
| | Monmouth [A] Rachael Collins, Marion Jacobs, Caden Simpson, Lucy Tobia | | 2:54.32 57.33 56.62 PI: 1 1 |
| | Maryland-Eastern Shore [A] Tayla Wilson, Shennell Simms, Rihanna Gayle, Boluwatito Ogundairo | | 2:53.81 57.07 57.72 PI: 2 -1 |
| | Navy [B] Bennett Pidro, Morgan Blackford, Brooke Magistrelli, Samaria Williams | | 2:58.98 58.94 1:00.92 PI: 6 |
| | Colgate [A] Elizabeth Manly, Oonagh Last, Emma Bergfalk, Ashley Crane | | 3:05.46 1:00.33 1:01.44 PI: 3 1 |
| | NJIT [A] Jenna Keith, Kellyn Coler, Abigail Bugasch, Ayomide Sopeju | | 3:04.60 1:01.39 1:02.78 PI: 4 -1 |
| | Columbia [A] Kylie Castillo, Kennedy Poullard, Josie Rempe, Omolade Dada | | |

Heat-by-Heat

Heat 1

| PL | ATHLETE | MARK | LN/POS |
|-------|-------------------------------|----------------|--------|
| 1 (1) | Penn Penn [A] | 3:33.51 | 5 |
| 2 (2) | Cornell Cornell [A] | 3:40.62 | 7 |
| 3 (3) | Navy Navy [A] | 3:46.36 | 3 |

| | | | |
|--------|---|----------------|---|
| 4 (4) | Army West Point Army West Point [A] | 3:46.95 | 6 |
| 5 (5) | UMass Amherst UMass Amherst [A] | 3:49.78 | 2 |
| 6 (8) | Navy Navy [B] | 3:59.90 | 4 |
| DNS | Columbia Columbia [A] | | 8 |
| 2 (7) | Maryland-Eastern Shore Maryland-Eastern Shore [A] | 3:51.53 | 7 |
| 3 (9) | Colgate Colgate [A] | 4:06.90 | 4 |
| 4 (10) | NJIT NJIT [A] | 4:07.38 | 5 |

Heat 2

| PL | ATHLETE | MARK | LN/POS |
|-------|---------------------------------|----------------|--------|
| 1 (6) | Monmouth Monmouth [A] | 3:50.93 | 6 |

Women's 100m

Final

Results

| PLACE | ATHLETE | RESULT | WIND | HEAT | L 8 |
|-------|--|------------------------|----------|-------|-----|
| 1 | Milan Ramey Penn [SO] | 11.90 | -0.5 m/s | 2 (1) | 7 |
| 2 | Olivia Walters Cornell [SO] | 11.97 | -0.5 m/s | 2 (2) | 6 |
| 3 | Jordyn Reed Penn [JR] | 11.98 | -2.5 m/s | 1 (1) | 3 |
| 4 | Daniella Oyenuga Penn [SR] | 11.99 | -2.5 m/s | 1 (2) | 4 |
| 5 | Natasha Redmond Cornell [SO] | 12.00 | -2.5 m/s | 1 (3) | 6 |
| 6 | Jonnelle Lewis Monmouth [FR] | 12.02 | -0.5 m/s | 2 (3) | 2 |
| 7 | Jailyn Milord Penn [FR] | 12.03 | -2.5 m/s | 1 (4) | 7 |
| | Rianna Floyd Penn [FR] | 12.09 | -2.5 m/s | 1 (5) | 5 |
| | Jillian Strynar UMass Amherst [SO] | 12.10 | -0.5 m/s | 2 (4) | 4 |
| | Simone Castelluccio Penn [JR] | 12.16 | -0.5 m/s | 2 (5) | 3 |
| | Franziska Burchett Princeton [JR] | 12.19 | 0.3 m/s | 3 (1) | 7 |
| | Addyson White Penn State [SO] | 12.20 | -0.5 m/s | 2 (6) | 5 |
| | Sean O'Brien Columbia [SO] | 12.21 | -0.5 m/s | 2 (7) | 8 |
| | Caroline Rey Navy [SR] | 12.23 12.224 | -2.5 m/s | 1 (6) | 1 |

| | | | | | | | | | | |
|----|---|-----------------|----------|-------|----------|---|-----------------|----------|-------|-----|
| 15 | Dani Prunzik Penn State [SO] | 12.23 12.228 | 0.3 m/s | 3 (2) | 28 | Josie Rempe Columbia [SO] | 12.49 | -0.7 m/s | 5 (2) | 1 |
| 16 | Katiana Gilbert Monmouth [SO] | 12.24 12.234 | 0.3 m/s | 3 (3) | 29 | Jayla Lee Maryland-Eastern Shore [SO] | 12.51 | -0.9 m/s | 4 (3) | 4 |
| 17 | Alexandria North Penn State [SO] | 12.24 12.237 | -0.7 m/s | 5 (1) | 30 | Samara Jones Rider [SR] | 12.65 | -0.9 m/s | 4 (4) | 5 |
| 18 | Simone Tillman Army West Point [FR] | 12.26 | 0.3 m/s | 3 (4) | 31 | Janaya Goins Delaware State [FR] | 12.66 | -0.9 m/s | 4 (5) | 3 |
| 19 | Kaila O'Connor Columbia [SO] | 12.28 12.271 | 0.3 m/s | 3 (5) | 32 | Taylor Johnson Rider [SR] | 12.67 | -0.9 m/s | 4 (6) | 6 |
| 20 | Lila Ziegler Temple [SO] | 12.28 12.273 | -2.5 m/s | 1 (7) | 33 | Lore Olakunle Villanova [JR] | 12.68 12.675 | -0.7 m/s | 5 (3) | 6 |
| 21 | Alexis Hardy Delaware [FR] | 12.32 | -0.9 m/s | 4 (1) | 34 | Milan Smith Army West Point [FR] | 12.68 12.676 | -0.9 m/s | 4 (7) | 7 |
| 22 | Valencia Gosser Rider [SR] | 12.34 | 0.3 m/s | 3 (6) | 35 | Faith Kibbe Army West Point [SO] | 12.73 | -0.7 m/s | 5 (4) | 5 |
| 23 | Jessica Cervenak Monmouth [SR] | 12.37 12.361 | 0.3 m/s | 3 (7) | 36 | Marleigh Lucas Delaware [FR] | 12.76 | -0.9 m/s | 4 (8) | 8 |
| 24 | Mary Rozier Penn [SO] | 12.37 12.362 | -0.5 m/s | 2 (8) | 37 | Marianah Lipkins Delaware State [FR] | 12.78 | -0.7 m/s | 5 (5) | 3 |
| 25 | Brianna Beckham Cornell [JR] | 12.40 12.392 | -2.5 m/s | 1 (8) | 38 | Gabriela Mensah Stony Brook [JR] | 12.94 | -0.7 m/s | 5 (6) | 7 |
| 26 | Eva Denis Delaware [FR] | 12.40 12.395 | -0.9 m/s | 4 (2) | 39 | Laney Morton Army West Point [FR] | 13.14 | -0.7 m/s | 5 (7) | 4 |
| 27 | Chloe Guthrie UMass Amherst [FR] | 12.43 | 0.3 m/s | 3 (8) | DNS 6 | Ryleigh Hearn Penn State [JR] | | | | 5 8 |

Heat-by-Heat

Heat 1

Wind: -2.5 m/s

| PL | ATHLETE | MARK | LN/F | | | | |
|-------|--|-------|----------|-------|--|-------|---|
| | | | | 4 (7) | Jailyn Milord Penn [FR] | 12.03 | 7 |
| | | | | 5 (8) | Rianna Floyd Penn [FR] | 12.09 | 5 |
| 1 (3) | Jordyn Reed Penn [JR] | 11.98 | 3 6 (14) | | Caroline Rey Navy [SR] | 12.23 | 1 |
| 2 (4) | Daniella Oyenuga Penn [SR] | 11.99 | 4 7 (20) | | Lila Ziegler Temple [SO] | 12.28 | 2 |
| 3 (5) | Natasha Redmond Cornell [SO] | 12.00 | 6 8 (25) | | Brianna Beckham Cornell [JR] | 12.40 | 8 |

Heat 2

Wind: -0.5 m/s

| PL | ATHLETE | MARK | LN/F | | | | |
|-------|--|-------|----------|--------|--|-------|---|
| | | | | 4 (9) | Jillian Strynar UMass Amherst [SO] | 12.10 | 4 |
| | | | | 5 (10) | Simone Castelluccio Penn [JR] | 12.16 | 3 |
| 1 (1) | Milan Ramey Penn [SO] | 11.90 | 7 6 (12) | | Addyson White Penn State [SO] | 12.20 | 5 |
| 2 (2) | Olivia Walters Cornell [SO] | 11.97 | 6 7 (13) | | Sean O'Brien Columbia [SO] | 12.21 | 8 |
| 3 (6) | Jonnelle Lewis Monmouth [FR] | 12.02 | 2 8 (24) | | Mary Rozier Penn [SO] | 12.37 | 1 |

Heat 3

Wind: 0.3 m/s

| PL | ATHLETE | MARK | LN/PC | | | | |
|--------|---|-------|----------|--------|---|-------|---|
| | | | | 4 (18) | Simone Tillman Army West Point [FR] | 12.26 | 5 |
| | | | | 5 (19) | Kaila O'Connor Columbia [SO] | 12.28 | 1 |
| 1 (11) | Franziska Burchett Princeton [JR] | 12.19 | 7 6 (22) | | Valencia Gosser Rider [SR] | 12.34 | 4 |
| 2 (15) | Dani Prunzik Penn State [SO] | 12.23 | 3 7 (23) | | Jessica Cervenak Monmouth [SR] | 12.37 | 8 |
| 3 (16) | Katiana Gilbert Monmouth [SO] | 12.24 | 2 8 (27) | | Chloe Guthrie UMass Amherst [FR] | 12.43 | 6 |

Heat 4

Wind: -0.9 m/s

| PL | ATHLETE | MARK | LN/F | | | | |
|--------|---|-------|----------|--------|--|-------|---|
| | | | | 4 (30) | Samara Jones Rider [SR] | 12.65 | 5 |
| | | | | 5 (31) | Janaya Goins Delaware State [FR] | 12.66 | 3 |
| 1 (21) | Alexis Hardy Delaware [FR] | 12.32 | 1 6 (32) | | Taylor Johnson Rider [SR] | 12.67 | 6 |
| 2 (26) | Eva Denis Delaware [FR] | 12.40 | 2 7 (34) | | Milan Smith Army West Point [FR] | 12.68 | 7 |
| 3 (29) | Jayla Lee Maryland-Eastern Shore [SO] | 12.51 | 4 8 (36) | | Marleigh Lucas Delaware [FR] | 12.76 | 8 |

Heat 5

Wind: -0.7 m/s

| PL | ATHLETE | MARK | LN/PC | | | | |
|--------|--|-------|----------|--------|--|-------|---|
| | | | | 4 (35) | Faith Kibbe Army West Point [SO] | 12.73 | 5 |
| | | | | 5 (37) | Marianah Lipkins Delaware State [FR] | 12.78 | 3 |
| 1 (17) | Alexandria North Penn State [SO] | 12.24 | 2 6 (38) | | Gabriela Mensah Stony Brook [JR] | 12.94 | 7 |
| 2 (28) | Josie Rempe Columbia [SO] | 12.49 | 1 7 (39) | | Laney Morton Army West Point [FR] | 13.14 | 4 |
| 3 (33) | Lore Olakunle Villanova [JR] | 12.68 | 6 DNS | | Ryleigh Hearn Penn State [JR] | | 8 |




Women's 200m

Final

Results

Wind: 1.2 m/s
















| PLACE | ATHLETE | RESULT | LN/POS | | | | |
|-------|-----------------------------------|--------|--------|---|--|-------|---|
| 1 | Maddie Pitts Unattached | 23.66 | 7 | 2 | Daniella Oyenuga Penn [SR] | 23.99 | 6 |
| | | | | 3 | Maisha Atkinson Princeton [SR] | 24.04 | 5 |

| | | | | | | |
|-----|---|-------|---|-----|---|---|
| 4 |  Lila Ziegler Temple [SO] | 24.20 | 8 | DNS |  Sophia Richter Navy [JR] | 3 |
| DNS |  Brooke Jackson Princeton [SO] | | 4 | | | |

Women's 200m

Final





Results

| PLACE | ATHLETE | RESULT | WIND | HEAT | LI | 19 | | | | | |
|-------|---|-----------------|---------|-------|----|-----|--|-------|---------|-------|---|
| 1 |  Kylie Castillo Columbia [SO] | 24.19 | 2.2 m/s | 3 (1) | -6 | 20 |  Karilynn Jimenez St. Peter's [SR] | 25.01 | 0.1 m/s | 4 (3) | 4 |
| 2 |  Alexandria North Penn State [SO] | 24.22 | 1.5 m/s | 1 (1) | -6 | 21 |  Katiana Gilbert Monmouth [SO] | 25.12 | 0.5 m/s | 5 (2) | 7 |
| 3 |  Natasha Redmond Cornell [SO] | 24.26 | 1.5 m/s | 1 (2) | -7 | 22 |  Chinenye Obasi Navy [FR] | 25.21 | 0.1 m/s | 4 (4) | 3 |
| 4 |  Jordyn Reed Penn [JR] | 24.43 | 0.2 m/s | 2 (1) | -7 | 23 |  Jayla Lee Maryland-Eastern Shore [SO] | 25.30 | 0.6 m/s | 6 (1) | 6 |
| 5 |  Jillian Strynar UMass Amherst [SO] | 24.51 | 1.5 m/s | 1 (3) | -8 | 24 |  Dani Prunzik Penn State [SO] | 25.35 | 0.1 m/s | 4 (5) | 5 |
| 6 |  Sophie Spokes Yale [JR] | 24.57 | 0.2 m/s | 2 (2) | -4 | 25 |  Faith Kibbe Army West Point [SO] | 25.42 | 0.5 m/s | 5 (3) | 6 |
| 7 |  Jonnelle Lewis Monmouth [FR] | 24.69 | 2.2 m/s | 3 (2) | -8 | 26 |  Samaria Williams Navy [FR] | 25.53 | 2.2 m/s | 3 (4) | 4 |
| 8 |  Saige Acosta Army West Point [FR] | 24.70 | 0.2 m/s | 2 (3) | -5 | 27 |  Taylor Johnson Rider [SR] | 25.63 | 0.6 m/s | 6 (2) | 4 |
| 9 |  Simone Tillman Army West Point [FR] | 24.72 | 1.5 m/s | 1 (4) | -5 | 28 |  Elika Vahhaji Cornell [FR] | 25.64 | 0.1 m/s | 4 (6) | 7 |
| 10 |  Olivia Walters Cornell [SO] | 24.82 | 1.5 m/s | 1 (5) | -4 | 29 |  Jane Kennedy Princeton [FR] | 25.77 | 0.6 m/s | 6 (3) | 2 |
| 11 |  Mimi Duffy Penn State [SO] | 24.94 24.934 | 0.2 m/s | 2 (4) | -8 | 30 |  Gina Rubio Rider [SO] | 25.80 | 0.6 m/s | 6 (4) | 3 |
| 12 |  Josie Rempe Columbia [SO] | 24.94 24.936 | 2.2 m/s | 3 (3) | -5 | 31 |  Tayla Wilson Maryland-Eastern Shore [FR] | 25.85 | 0.5 m/s | 5 (4) | 4 |
| 13 |  Chadon Foreman Army West Point [SR] | 24.95 24.944 | 1.5 m/s | 1 (6) | -3 | 32 |  Belle Bennett Cornell [JR] | 25.92 | 0.6 m/s | 6 (5) | 8 |
| 13 |  Kaila O'Connor Columbia [SO] | 24.95 24.944 | 0.5 m/s | 5 (1) | -8 | FS |  Grace Hickman Temple [SO] | 26.19 | 0.6 m/s | 6 (6) | 7 |
| 15 |  Jana DeRaedt UMass Amherst [SO] | 24.96 | 0.2 m/s | 2 (5) | -3 | DNS |  Savannah Swanda Navy [SO] | | | | 3 |
| 16 |  Eden Oje Cornell [FR] | 24.97 | 0.1 m/s | 4 (1) | -6 | DNS |  Sean O'Brien Columbia [SO] | | | | 3 |
| 17 |  Ashley Johnson UMass Amherst [FR] | 24.98 | 0.2 m/s | 2 (6) | -6 | DNS |  Janaya Goins Delaware State [FR] | | | | 6 |
| 18 |  Valencia Gosser Rider [SR] | 25.00 | 0.1 m/s | 4 (2) | -8 | DNS |  Ryleigh Hearn Penn State [JR] | | | | 5 |
| | | | | | -8 | DNS |  Myonica Jackson Villanova [SR] | | | | 5 |

Heat-by-Heat

Heat 1

Wind: 1.5 m/s

| PL | ATHLETE | MARK | LN/P/C | | |
|-------|--|-------|----------|-------|---|
| 1 (2) |  Alexandria North Penn State [SO] | 24.22 | 6 5 (10) | 3 (5) |  Jillian Strynar UMass Amherst [SO] |
| 2 (3) |  Natasha Redmond Cornell [SO] | 24.26 | 7 6 (13) | 4 (9) |  Simone Tillman Army West Point [FR] |
| | | | | |  Olivia Walters Cornell [SO] |
| | | | | |  Chadon Foreman Army West Point [SR] |







Heat 2

Wind: 0.2 m/s

| PL | ATHLETE | MARK | LN/P/C | | |
|-------|---|-------|----------|--------|---|
| 1 (4) |  Jordyn Reed Penn [JR] | 24.43 | 7 5 (15) | 3 (8) |  Saige Acosta Army West Point [FR] |
| 2 (6) |  Sophie Spokes Yale [JR] | 24.57 | 4 6 (17) | 4 (11) |  Mimi Duffy Penn State [SO] |
| | | | | |  Jana DeRaedt UMass Amherst [SO] |
| | | | | |  Ashley Johnson UMass Amherst [FR] |

Heat 3

Wind: 2.2 m/s

| PL | ATHLETE | MARK | LN/P | | |
|-------|--|-------|------|--------|--|
| 1 (1) |  Kylie Castillo Columbia [SO] | 24.19 | 6FS | 3 (12) |  Josie Rempe Columbia [SO] |
| 2 (7) |  Jonnelle Lewis Monmouth [FR] | 24.69 | 8DNS | 4 (25) |  Samaria Williams Navy [FR] |
| | | | | |  Savannah Swanda Navy [SO] |
| | | | | |  Sean O'Brien Columbia [SO] |

Heat 4

Wind: 0.1 m/s




| PL | ATHLETE | MARK | LN/P | | |
|--------|--|-------|----------|--------|---|
| 1 (16) |  Eden Oje Cornell [FR] | 24.97 | 6 5 (23) | 3 (19) |  Karilynn Jimenez St. Peter's [SR] |
| 2 (18) |  Valencia Gosser Rider [SR] | 25.00 | 8 6 (27) | 4 (21) |  Chinenye Obasi Navy [FR] |
| | | | | |  Dani Prunzik Penn State [SO] |
| | | | | |  Elika Vahhaji Cornell [FR] |

Heat 5

Wind: 0.5 m/s

| PL | ATHLETE | MARK | LN/P | | |
|--------|--|-------|----------|--------|--|
| 1 (13) |  Kaila O'Connor Columbia [SO] | 24.95 | 8 4 (30) | 2 (20) |  Katiana Gilbert Monmouth [SO] |
| | | | | 3 (24) |  Faith Kibbe Army West Point [SO] |
| | | | | |  Tayla Wilson Maryland-Eastern Shore [FR] |




Heat 3

| PL | ATHLETE | MARK | LN/POS |
|--------|--|--------------|--------|
| 1 (10) |  Mimi Duffy Penn State [SO] | 56.86 | 7 |
| 2 (15) |  Samaria Williams Navy [FR] | 57.35 | 4 |
| 3 (16) |  Grace Hickman Temple [SO] | 57.42 | 1 |




Heat 4





















| PL | ATHLETE | MARK | LN/POS |
|--------|---|--------------|--------|
| 1 (13) |  Rachael Collins Monmouth [JR] | 57.11 | 6 |
| 2 (14) |  Kate Borton Villanova [FR] | 57.15 | 2 |
| 3 (18) |  Saige Acosta Army West Point [FR] | 57.65 | 8 |

Heat 5

| PL | ATHLETE | MARK | LN/POS |
|--------|---|--------------|--------|
| 1 (7) |  Kahlia Smith Delaware State [SO] | 56.63 | 6 |
| 2 (8) |  Chadon Foreman Army West Point [SR] | 56.65 | 5 |
| 3 (27) |  Annil McIntosh Delaware State [FR] | 58.29 | 7 |

Heat 6






























| PL | ATHLETE | MARK | LN/POS |
|--------|---|--------------|--------|
| 1 (29) |  Nadine Jefremow Iona [SR] | 58.61 | 5 |
| 2 (30) |  Gina Rubio Rider [SO] | 59.05 | 3 |
| 3 (36) |  Chloe Jones Monmouth [FR] | 59.63 | 6 |

| | | | |
|--------|--|----------------|---|
| 4 (17) |  Ali Murphy UMass Amherst [JR] | 57.54 | 8 |
| 5 (21) |  Lucy Tobia Monmouth [FR] | 57.83 | 2 |
| 6 (23) |  Elika Vahhaji Cornell [FR] | 57.90 | 5 |
| 7 (24) |  Kierstin Ashby NJIT [SO] | 57.96 | 3 |
| DNS |  Kennedi Poullard Columbia [SR] | | 6 |
| 4 (19) |  Jane Kennedy Princeton [FR] | 57.68 | 3 |
| 5 (20) |  Katja Jackson Cornell [SR] | 57.81 | 1 |
| 6 (22) |  Boluwatito Ogundairo Maryland-Eastern Shore [JR] | 57.86 | 4 |
| 7 (31) |  Lucia Julvez NJIT [JR] | 59.06 | 7 |
| 8 (34) |  Hannah Riggins Princeton [JR] | 59.60 | 5 |
| 4 (28) |  Tayla Wilson Maryland-Eastern Shore [FR] | 58.32 | 1 |
| 5 (32) |  Rihanna Gayle Maryland-Eastern Shore [SO] | 59.20 | 2 |
| 6 (33) |  Jahzara Emeli Delaware [FR] | 59.22 | 4 |
| 7 (35) |  Elizabeth Williamson Princeton [FR] | 59.61 | 3 |
| 8 (38) |  Reilly Nussbaum Navy [JR] | 59.90 | 8 |
| 4 (37) |  Morgan Wallace Delaware State [FR] | 59.82 | 7 |
| 5 (39) |  Arie Still Rider [SO] | 1:00.09 | 2 |
| 6 (40) |  Adriana Rollins St. Peter's [SO] | 1:01.58 | 8 |
| 7 (41) |  Kaleigh Murphy Iona [FR] | 1:02.26 | 4 |
| 8 (42) |  Deanna Dewar Stony Brook [SO] | 1:02.49 | 1 |

Women's 800m

Final

Results

| PLACE | ATHLETE | RESULT | 400 | 800 | 1500 | ATHLETE | RESULT | 2000 | 2400 | 2800 | 3200 | 3600 | 4000 |
|-------|--|----------------|---------|---------|-------|--|----------------|---------|---------|--------|------|------|------|
| 1 |  Victoria Guerrier Yale [JR] | 2:10.39 | 1:02.57 | 2:10.39 | 1 (1) |  Kate Price Columbia [JR] | 2:16.17 | 1:05.98 | 2:16.17 | 2 (4) | 1 | | |
| 2 |  Tenley Nelson Cornell [SO] | 2:10.53 | 1:05.62 | 2:10.53 | 1 (2) |  Danielle Birner Stony Brook [FR] | 2:16.34 | 1:06.45 | 2:16.34 | 2 (5) | 4 | | |
| 3 |  Fiona Lee Cornell [SO] | 2:10.98 | 1:05.86 | 2:10.98 | 1 (3) |  Olivia Schwartz Stony Brook [FR] | 2:16.41 | 1:06.27 | 2:16.41 | 2 (6) | 6 | | |
| 4 |  Catalina Simon Navy [FR] | 2:12.05 | 1:05.41 | 2:12.05 | 1 (4) |  Dana Lehr Columbia [FR] | 2:16.63 | 1:06.24 | 2:16.63 | 3 (4) | 6 | | |
| 5 |  Caroline Schoen Columbia [JR] | 2:13.77 | 1:05.97 | 2:13.77 | 1 (5) |  Isabel Leonardo Stony Brook [SO] | 2:16.68 | 1:06.98 | 2:16.68 | 3 (5) | 8 | | |
| 6 |  Lexi Ensor Navy [JR] | 2:13.79 | 1:06.45 | 2:13.79 | 3 (1) |  Stella Perazzini Navy [SO] | 2:17.05 | 1:06.63 | 2:17.05 | 2 (7) | 3 | | |
| 7 |  Skylar Fox UMass Amherst [FR] | 2:14.84 | 1:06.23 | 2:14.84 | 2 (1) |  Jenna Keith NJIT [SR] | 2:18.35 | 1:06.52 | 2:18.35 | 2 (8) | 7 | | |
| 8 |  Simone Harrison UMass Amherst [JR] | 2:15.16 | 1:05.65 | 2:15.16 | 2 (2) |  Scarlett Martin Columbia [SO] | 2:18.47 | 1:06.35 | 2:18.47 | 2 (9) | 5 | | |
| 9 |  Olivia Bortz Rider [SO] | 2:15.24 | 1:06.09 | 2:15.24 | 2 (3) |  Reena Hsieh Columbia [FR] | 2:18.68 | 1:07.19 | 2:18.68 | 3 (6) | 9 | | |
| 10 |  Julia Hendricks Manhattan [JR] | 2:15.45 | 1:06.72 | 2:15.45 | 3 (2) |  Shennell Simms Maryland-Eastern Shore [SR] | 2:18.85 | 1:06.57 | 2:18.85 | 2 (10) | 2 | | |
| 11 |  Katherine Leddy Navy [SR] | 2:15.60 | 1:06.63 | 2:15.60 | 1 (6) |  Sarah Van Ornum NJIT [SO] | 2:19.00 | 1:08.61 | 2:19.00 | 4 (2) | 6 | | |
| 12 |  Juliet Frum Navy [FR] | 2:15.81 | 1:05.70 | 2:15.81 | 1 (7) |  Lucia Castillo-Rios Navy [FR] | 2:19.01 | 1:05.80 | 2:19.01 | 3 (7) | 2 | | |
| 13 |  Kinga Czajkowska Cornell [FR] | 2:16.02 | 1:08.24 | 2:16.02 | 4 (1) |  Leah Rutledge Monmouth [FR] | 2:20.05 | 1:08.21 | 2:20.05 | 4 (3) | 2 | | |
| 14 |  Anna Shaw UMass Amherst [FR] | 2:16.11 | 1:06.04 | 2:16.11 | 3 (3) |  Caroline Jankowich Columbia [JR] | 2:20.22 | 1:07.15 | 2:20.22 | 1 (8) | 3 | | |
| | | | | | |  Gabby Carroll Iona [FR] | 2:21.62 | 1:08.48 | 2:21.62 | 4 (4) | 3 | | |

| | | | | | | | | | | |
|----|--|---------------------|--------------|--------------------------------|---|---------|--------------|---------------------------------|--------|----|
| 23 | Reilly Nussbaum Navy [JR] | 2:11.18 2:11.175 | 1:03.13 - | 2:37.18 1:08.06 Pl: 4 -2 | Jenai Berry Rutgers [JR] | 2:14.91 | 1:04.87 - | 2:14.91 1:10.05 Pl: 6 1 | 4 (6) | 9 |
| 24 | Maggie McCabe Penn [FR] | 2:11.18 2:11.178 | 1:02.13 - | 2:38.18 1:09.06 Pl: 10 | Emma Bergfalk Colgate [FR] | 2:14.93 | 1:04.69 - | 2:14.93 1:10.25 Pl: 4 -2 | 5 (4) | 8 |
| 25 | Finia Kretschmann Princeton [SO] | 2:11.38 | 1:04.33 - | 2:39.38 1:07.05 Pl: 2 3 | Lindsay Yakobski Penn [JR] | 2:15.24 | 1:04.18 - | 2:15.24 1:11.07 Pl: 5 -4 | 5 (5) | 4 |
| 26 | Ava Pennachio Cornell [FR] | 2:11.92 | 1:04.27 - | 2:40.92 1:07.65 Pl: 3 1 | Emily Maury Navy [FR] | 2:15.35 | 1:04.94 - | 2:15.35 1:10.41 Pl: 6 -2 | 5 (6) | 5 |
| 27 | Anna Hoffman Monmouth [SO] | 2:11.98 | 1:05.17 - | 2:41.98 1:06.81 Pl: 4 4 | Jordan Blanco Delaware [SO] | 2:15.43 | 1:05.28 - | 2:15.43 1:10.16 Pl: 7 -2 | 5 (7) | 7 |
| 28 | Julia Blake Navy [SO] | 2:12.13 | 1:03.34 - | 2:42.13 1:08.80 Pl: 5 | Elizabeth Williamson Princeton [FR] | 2:15.45 | 1:05.20 - | 2:15.45 1:10.25 Pl: 7 2 | 4 (7) | 10 |
| 29 | Maddie Miller Penn State [FR] | 2:12.19 | 1:03.61 - | 2:43.19 1:08.58 Pl: 9 | Annie Killian Columbia [SO] | 2:15.77 | 1:04.94 - | 2:15.77 1:10.84 Pl: 8 -5 | 5 (8) | 2 |
| 30 | Grace Carr Columbia [JR] | 2:12.51 | 1:03.38 - | 2:44.51 1:09.14 Pl: 7 -1 | Aleah Lazar Monmouth [SO] | 2:16.40 | 1:06.24 - | 2:16.40 1:10.17 Pl: 9 | 5 (9) | 9 |
| 31 | Camille Jordan Penn [JR] | 2:12.54 | 1:03.44 - | 2:45.54 1:09.10 Pl: 8 -1 | Laila Cottom Temple [JR] | 2:16.48 | 1:04.02 - | 2:16.48 1:12.46 Pl: 8 -5 | 4 (8) | 1 |
| 32 | Hayley Lucido NJIT [JR] | 2:12.61 | 1:03.26 - | 2:46.61 1:09.35 Pl: 9 -5 | Therese Trainer Villanova [JR] | 2:16.87 | 1:03.78 - | 2:16.87 1:13.09 Pl: 9 -7 | 4 (9) | 7 |
| 33 | Arabella Dickfos Iona [FR] | 2:13.13 | 1:05.38 - | 2:47.13 1:07.76 Pl: 5 5 | Alana Henry Rutgers [SO] | 2:18.79 | 1:04.69 - | 2:18.79 1:14.11 Pl: 10 -4 | 4 (10) | 2 |
| 34 | Sofia Lieberman Princeton [SO] | 2:14.05 | 1:05.64 - | 2:DNF5 1:08.42 Pl: 1 6 | Hayley Kitching Penn State [JR] | | 57.73 - | | 1 | 6 |
| 35 | Cassidy Kidd Rutgers [SO] | 2:14.46 | 1:05.41 - | 2:DNF6 1:09.06 Pl: 2 4 | Allison Johnson Penn State [SR] | | 59.01 - | | 1 | 2 |
| 36 | Julie Ruskan Rider [SR] | 2:14.80 | 1:05.80 - | 2:DNF0 1:09.00 Pl: 3 3 | Lucy Moran UNA-Villanova [SO] | | | | 2 | 9 |
| | | | | DNS | Mia Royall Army West Point [SO] | | | | 3 | 2 |

Heat-by-Heat

Heat 1

| PL | ATHLETE | MARK | LN/POS |
|-------|--|---------|--------|
| 1 (1) | Elizabeth Martell UNA-Villanova [SR] | 2:02.79 | 7 |
| 2 (2) | Cherokee Chambers Army West Point [JR] | 2:02.93 | 1 |
| 3 (3) | Boh Ritchie Penn State [FR] | 2:03.51 | 5 |
| 4 (4) | Lucy Henkel Columbia [SR] | 2:04.11 | 8 |
| 5 (5) | Abby Klebe Lehigh [SR] | 2:04.59 | 4 |

Heat 2

| PL | ATHLETE | MARK | LN/POS |
|--------|--|---------|--------|
| 1 (8) | Rosemary Shay Villanova [SO] | 2:06.36 | 1 |
| 2 (10) | Sophia Comfere Cornell [FR] | 2:06.88 | 4 |
| 3 (12) | Sophia McInnes Villanova [FR] | 2:07.18 | 10 |
| 4 (13) | Alma Lazo Cazares Army West Point [SO] | 2:07.63 | 3 |
| 5 (14) | Kadence Dumas Delaware [JR] | 2:07.80 | 11 |

Heat 3

| PL | ATHLETE | MARK | LN/POS |
|--------|--|---------|--------|
| 1 (19) | Lara Mannes Diaz de Cerio UMass Amherst [JR] | 2:08.83 | 6 |
| 2 (20) | Grace Coppel Army West Point [FR] | 2:09.83 | 3 |
| 3 (21) | Sofia Lumberas Iona [FR] | 2:10.17 | 5 |
| 4 (23) | Reilly Nussbaum Navy [JR] | 2:11.18 | 7 |

Heat 4

| PL | ATHLETE | MARK | LN/POS |
|--------|--|---------|--------|
| 1 (22) | Gabby Pistner Villanova [FR] | 2:11.10 | 4 |
| 2 (25) | Finia Kretschmann Princeton [SO] | 2:11.38 | 6 |
| 3 (26) | Ava Pennachio Cornell [FR] | 2:11.92 | 8 |
| 4 (27) | Anna Hoffman Monmouth [SO] | 2:11.98 | 5 |

| | | | |
|-------|--|---------|---|
| 6 (6) | Tayissa Buchanan Penn State [SO] | 2:05.15 | 3 |
|-------|--|---------|---|

| | | | |
|-------|---|---------|----|
| 7 (7) | Hannah Riggins Princeton [JR] | 2:05.30 | 10 |
|-------|---|---------|----|

| | | | |
|-------|--|---------|---|
| 8 (9) | Olivia Martin Princeton [JR] | 2:06.55 | 9 |
|-------|--|---------|---|

| | | | |
|--------|----------------------------------|---------|----|
| 9 (11) | Quin Stovall Penn [FR] | 2:07.03 | 11 |
|--------|----------------------------------|---------|----|

| | | | |
|-----|---|--|---|
| DNF | Hayley Kitching Penn State [JR] | | 6 |
|-----|---|--|---|

| | | | |
|-----|---|--|---|
| DNF | Allison Johnson Penn State [SR] | | 2 |
|-----|---|--|---|

| | | | |
|--------|--------------------------------------|---------|---|
| 6 (15) | Katja Jackson Cornell [SR] | 2:07.89 | 2 |
|--------|--------------------------------------|---------|---|

| | | | |
|--------|---|---------|---|
| 7 (16) | Lauren Gallagher Army West Point [SO] | 2:08.38 | 8 |
|--------|---|---------|---|

| | | | |
|--------|--|---------|---|
| 8 (17) | Maddie Cramer Princeton [SR] | 2:08.41 | 6 |
|--------|--|---------|---|

| | | | |
|--------|-----------------------------------|---------|---|
| 9 (18) | L'Mio Edwards Penn [SO] | 2:08.79 | 5 |
|--------|-----------------------------------|---------|---|

| | | | |
|---------|-----------------------------------|---------|---|
| 10 (24) | Maggie McCabe Penn [FR] | 2:11.18 | 7 |
|---------|-----------------------------------|---------|---|

| | | | |
|-----|---|--|---|
| DNF | Lucy Moran UNA-Villanova [SO] | | 9 |
|-----|---|--|---|

| | | | |
|--------|---------------------------------|---------|---|
| 5 (28) | Julia Blake Navy [SO] | 2:12.13 | 4 |
|--------|---------------------------------|---------|---|

| | | | |
|--------|---|---------|----|
| 6 (29) | Maddie Miller Penn State [FR] | 2:12.19 | 10 |
|--------|---|---------|----|

| | | | |
|--------|------------------------------------|---------|---|
| 7 (30) | Grace Carr Columbia [JR] | 2:12.51 | 9 |
|--------|------------------------------------|---------|---|

| | | | |
|--------|------------------------------------|---------|---|
| 8 (31) | Camille Jordan Penn [JR] | 2:12.54 | 1 |
|--------|------------------------------------|---------|---|

| | | | |
|--------|-----------------------------------|---------|---|
| 9 (32) | Hayley Lucido NJIT [JR] | 2:12.61 | 8 |
|--------|-----------------------------------|---------|---|

| | | | |
|-----|---|--|---|
| DNS | Mia Royall Army West Point [SO] | | 2 |
|-----|---|--|---|

| | | | |
|--------|--------------------------------------|---------|---|
| 5 (33) | Arabella Dickfos Iona [FR] | 2:13.13 | 3 |
|--------|--------------------------------------|---------|---|

| | | | |
|--------|------------------------------------|---------|---|
| 6 (37) | Jenai Berry Rutgers [JR] | 2:14.91 | 9 |
|--------|------------------------------------|---------|---|

| | | | |
|--------|---|---------|----|
| 7 (42) | Elizabeth Williamson Princeton [FR] | 2:15.45 | 10 |
|--------|---|---------|----|

| | | | |
|--------|------------------------------------|---------|---|
| 8 (45) | Laila Cottom Temple [JR] | 2:16.48 | 1 |
|--------|------------------------------------|---------|---|

| | | | |
|--------|--|---------|---|
| 9 (46) | Therese Trainer Villanova [JR] | 2:16.87 | 7 |
|--------|--|---------|---|

10 (47) **R** Alana Henry Rutgers [SO] 2:18.79 2

Heat 5

| PL | ATHLETE | MARK | LN/POS |
|--------|--|---------|--------|
| 1 (34) | Sofia Lieberman Princeton [SO] | 2:14.05 | 6 |
| 2 (35) | Cassidy Kidd Rutgers [SO] | 2:14.46 | 3 |
| 3 (36) | Julie Ruskan Rider [SR] | 2:14.80 | 1 |
| 4 (38) | Emma Bergfalk Colgate [FR] | 2:14.93 | 8 |

| | | | |
|--------|---------------------------------------|---------|---|
| 5 (39) | Lindsay Yakobski Penn [JR] | 2:15.24 | 4 |
| 6 (40) | Emily Maury Navy [FR] | 2:15.35 | 5 |
| 7 (41) | Jordan Blanck Delaware [SO] | 2:15.43 | 7 |
| 8 (43) | Annie Killian Columbia [SO] | 2:15.77 | 2 |
| 9 (44) | Aleah Lazar Monmouth [SO] | 2:16.40 | 9 |

Women's 1500m

Final

Results

| PLACE | ATHLETE | RESULT | 300 | 700 | 1'22 | | | | | | | | | | |
|-------|---|---------|--------|-----------|---------------|---|---------|-------|---------|-----------|-----------|--------|----|--|--|
| 1 | Maddie Cramer Princeton [SR] | 4:25.37 | 51.05 | 2:05.58 | 3:17.59 | Fleur Todd-Warmoth Princeton [SO] | 4:40.34 | 55.20 | 2:09.16 | 3:25.18 | 4:40.34 | 2 (9) | 15 | | |
| | | | - | 1:14.53 | 1:12.01 | | | | 1:13.97 | 1:16.03 | 1:15.17 | | | | |
| | | | Pl: 1 | Pl: 3 -2 | 23 3 | | | | Pl: 13 | Pl: 13 | Pl: 13 | | | | |
| 2 | Mia-Claire Kezal Navy [SR] | 4:26.22 | 51.50 | 2:05.45 | 3:17.42 | Kelly Murray Penn [JR] | 4:40.35 | 55.02 | 2:09.35 | 3:25.01 | 4:40.35 | 2 (10) | 12 | | |
| | | | - | 1:13.96 | 1:11.98 | | | | 1:14.33 | 1:15.67 | 1:15.35 | | | | |
| | | | Pl: 3 | Pl: 2 1 | 24 2 | | | | Pl: 11 | Pl: 14 -3 | Pl: 12 2 | | | | |
| 3 | Emma de Jong Princeton [SO] | 4:27.31 | 52.42 | 2:06.29 | 3:17.96 | Riley Rooney Unattached [FR] | 4:40.64 | 54.70 | 2:08.72 | 3:26.62 | 4:40.64 | 2 (11) | 4 | | |
| | | | - | 1:13.88 | 1:11.68 | | | | 1:14.03 | 1:17.90 | 1:14.03 | | | | |
| | | | Pl: 8 | Pl: 7 1 | P25 2 | | | | Pl: 8 | Pl: 8 | Pl: 14 -6 | | | | |
| 4 | Finia Kretschmann Princeton [SO] | 4:28.48 | 51.68 | 2:05.33 | 3:17.32 | Maya Todd-McIntyre Iona [SR] | 4:40.75 | 53.97 | 2:09.02 | 3:25.35 | 4:40.75 | 3 (3) | 9 | | |
| | | | - | 1:13.66 | 1:11.99 | | | | 1:15.05 | 1:16.34 | 1:15.40 | | | | |
| | | | Pl: 4 | Pl: 1 3 | 26 1 | | | | Pl: 3 | Pl: 3 | Pl: 4 -1 | | | | |
| 5 | Kinga Czajkowska Cornell [FR] | 4:29.35 | 52.06 | 2:06.03 | 3:19.86 | Kara Sinnott Army West Point [JR] | 4:40.91 | 54.40 | 2:09.50 | 3:27.25 | 4:40.91 | 3 (4) | 3 | | |
| | | | - | 1:13.97 | 1:13.83 | | | | 1:15.10 | 1:17.76 | 1:13.66 | | | | |
| | | | Pl: 6 | Pl: 6 | P27 -1 | | | | Pl: 8 | Pl: 5 3 | Pl: 7 -2 | | | | |
| 6 | Danielle Cirrito Stony Brook [JR] | 4:29.92 | 51.24 | 2:05.65 | 3:17.68 | Ava Malagisi Columbia [FR] | 4:40.92 | 53.84 | 2:07.53 | 3:24.21 | 4:40.92 | 2 (12) | 2 | | |
| | | | - | 1:14.41 | 1:12.04 | | | | 1:13.69 | 1:16.69 | 1:16.71 | | | | |
| | | | Pl: 2 | Pl: 4 -2 | 28 4 | | | | Pl: 2 1 | Pl: 10 -8 | Pl: 12 -2 | | | | |
| 7 | Liz Fis Rider [SO] | 4:31.14 | 51.72 | 2:05.92 | 3:18.21 | Ella Peterson Delaware [FR] | 4:41.12 | 54.60 | 2:09.86 | 3:26.15 | 4:41.12 | 3 (5) | 2 | | |
| | | | - | 1:14.21 | 1:12.29 | | | | 1:15.26 | 1:16.30 | 1:14.97 | | | | |
| | | | Pl: 5 | Pl: 5 | P29 -1 | | | | Pl: 6 5 | Pl: 5 1 | Pl: 5 | | | | |
| 8 | Kiera Atkinson Iona [FR] | 4:33.27 | 52.43 | 2:06.83 | 3:21.02 | Delana Einreinhofer Delaware [FR] | 4:42.00 | 55.06 | 2:10.39 | 3:24.08 | 4:42.00 | 2 (13) | 13 | | |
| | | | - | 1:14.40 | 1:14.20 | | | | 1:15.34 | 1:13.69 | 1:17.93 | | | | |
| | | | Pl: 9 | Pl: 8 1 | 30 8 | | | | Pl: 12 | Pl: 15 -3 | Pl: 9 6 | | | | |
| 9 | Caroline Jankowich Columbia [JR] | 4:33.49 | 54.22 | 2:08.03 | 3:22.71 | Abigail Kolbe Princeton [FR] | 4:42.14 | 54.49 | 2:11.06 | 3:28.32 | 4:42.14 | 3 (6) | 14 | | |
| | | | - | 1:13.82 | 1:14.68 | | | | 1:16.58 | 1:17.27 | 1:13.83 | | | | |
| | | | Pl: 6 | Pl: 7 -1 | P31 6 | | | | Pl: 9 | Pl: 12 -3 | Pl: 10 2 | | | | |
| 10 | Lana Hurwitz Monmouth [SO] | 4:33.61 | 53.90 | 2:07.74 | 3:22.76 | Leanna Johnston Columbia [FR] | 4:42.45 | 53.18 | 2:07.36 | 3:23.68 | 4:42.45 | 2 (14) | 3 | | |
| | | | - | 1:13.85 | 1:15.03 | | | | 1:14.19 | 1:16.33 | 1:18.77 | | | | |
| | | | Pl: 4 | Pl: 5 -1 | P32 7 | | | | Pl: 1 | Pl: 6 -5 | Pl: 14 -8 | | | | |
| 11 | Peyton Leigh Princeton [JR] | 4:35.67 | 52.59 | 2:07.47 | 3:22.79 | Reena Hsieh Columbia [FR] | 4:42.58 | 54.80 | 2:10.24 | 3:26.62 | 4:42.58 | 3 (7) | 5 | | |
| | | | - | 1:14.88 | 1:15.32 | | | | 1:15.44 | 1:16.38 | 1:15.96 | | | | |
| | | | Pl: 10 | Pl: 10 | P33 10 | | | | Pl: 12 | Pl: 8 4 | Pl: 6 2 | | | | |
| 12 | Sofia Lieberman Princeton [SO] | 4:35.78 | 55.42 | 2:08.73 | 3:23.80 | Lauren Thomas Delaware [SR] | 4:42.71 | 54.97 | 2:11.55 | 3:28.61 | 4:42.71 | 3 (8) | 7 | | |
| | | | - | 1:13.32 | 1:15.07 | | | | 1:16.58 | 1:17.07 | 1:14.11 | | | | |
| | | | Pl: 15 | Pl: 9 6 | P34 2 | | | | Pl: 14 | Pl: 12 2 | Pl: 8 4 | | | | |
| 13 | Aleah Lazar Monmouth [SO] | 4:35.80 | 54.31 | 2:09.23 | 3:23.42 | Erika Nyberg Army West Point [JR] | 4:44.18 | 53.77 | 2:08.77 | 3:23.56 | 4:44.18 | 3 (9) | 8 | | |
| | | | - | 1:14.92 | 1:14.20 | | | | 1:15.01 | 1:14.79 | 1:20.62 | | | | |
| | | | Pl: 7 | Pl: 4 3 | P35 3 | | | | Pl: 2 | Pl: 2 | Pl: 9 -7 | | | | |
| 14 | Ashley Crane Colgate [SO] | 4:36.41 | 54.44 | 2:07.69 | 3:23.46 | Catherine Richards Delaware [FR] | 4:44.41 | 54.93 | 2:11.33 | 3:27.77 | 4:44.41 | 3 (10) | 6 | | |
| | | | - | 1:13.25 | 1:15.78 | | | | 1:16.41 | 1:16.44 | 1:16.65 | | | | |
| | | | Pl: 7 | Pl: 4 3 | P36 -1 | | | | Pl: 13 | Pl: 13 | Pl: 8 5 | | | | |
| 15 | Lorena David Rutgers [JR] | 4:36.46 | 55.23 | 2:08.94 | 3:23.95 | Kyra Compton Penn [SR] | 4:44.48 | 53.19 | 2:08.25 | 3:27.09 | 4:44.48 | 1 (12) | 15 | | |
| | | | - | 1:13.71 | 1:15.02 | | | | 1:15.06 | 1:18.84 | 1:17.39 | | | | |
| | | | Pl: 14 | Pl: 10 4 | P37 2 | | | | Pl: 12 | Pl: 12 | Pl: 12 | | | | |
| 16 | Kiera Duffy Penn [SR] | 4:36.69 | 52.91 | 2:06.97 | 3:22.43 | Cassidy Kidd Rutgers [SO] | 4:44.54 | 54.57 | 2:10.84 | 3:29.21 | 4:44.54 | 3 (11) | 10 | | |
| | | | - | 1:14.07 | 1:15.47 | | | | 1:16.28 | 1:18.38 | 1:15.33 | | | | |
| | | | Pl: 11 | Pl: 9 2 | 38 9 | | | | Pl: 10 | Pl: 11 -1 | Pl: 14 -3 | | | | |
| 17 | Scarlett Martin Columbia [SO] | 4:38.02 | 54.09 | 2:07.91 | 3:23.25 | Makala Hansen Rider [SR] | 4:44.77 | 54.19 | 2:10.78 | 3:28.94 | 4:44.77 | 3 (12) | 11 | | |
| | | | - | 1:13.82 | 1:15.34 | | | | 1:16.59 | 1:18.17 | 1:15.83 | | | | |
| | | | Pl: 5 | Pl: 6 -1 | P39 2 | | | | Pl: 5 | Pl: 10 -5 | Pl: 13 -3 | | | | |
| 18 | Gianna Cagliola Pittsburgh [SR] | 4:38.35 | 52.20 | 2:07.90 | 3:24.32 | Alexa Eglin Rider [SR] | 4:44.99 | 54.09 | 2:10.03 | 3:28.49 | 4:44.99 | 3 (13) | 12 | | |
| | | | - | 1:15.71 | 1:16.43 | | | | 1:15.94 | 1:18.47 | 1:16.50 | | | | |
| | | | Pl: 7 | Pl: 11 -4 | 40 11 | | | | Pl: 4 | Pl: 7 -3 | Pl: 11 -4 | | | | |
| 19 | Katharine Frank NYU [SO] | 4:38.46 | 54.96 | 2:09.05 | 3:24.85 | Ella Burnham Monmouth [JR] | 4:48.44 | 54.22 | 2:10.53 | 3:28.25 | 4:48.44 | 3 (14) | 13 | | |
| | | | - | 1:14.10 | 1:15.80 | | | | 1:16.31 | 1:17.72 | 1:20.19 | | | | |
| | | | Pl: 10 | Pl: 12 -2 | P41 1 | | | | Pl: 6 | Pl: 9 -3 | Pl: 9 | | | | |
| 20 | Erin Vincent Monmouth [JR] | 4:38.54 | 53.48 | 2:07.56 | 3:22.92 | Gianna Hernandez Rutgers [FR] | 4:49.69 | 54.74 | 2:09.01 | 3:28.25 | 4:49.69 | 2 (11) | 11 | | |
| | | | - | 1:14.09 | 1:15.36 | | | | 1:14.28 | 1:17.72 | 1:21.41 | | | | |
| | | | Pl: 2 | Pl: 3 -1 | DNS | | | | Pl: 9 | Pl: 11 -2 | Pl: 15 | | | | |
| 21 | Kate Price Columbia [JR] | 4:39.71 | 53.54 | 2:08.61 | 3:23.63 | Stella Kuttner NYU [SO] | | | | | | 1 | 4 | | |
| | | | - | 1:15.07 | 1:15.07 | | | | | | | | | | |
| | | | Pl: 1 | Pl: 1 | 1 DNS | | | | | | | | | | |
| | | | | | 2 DNS | | | | | | | | | | |
| | | | | | 3 DNS | | | | | | | | | | |
| | | | | | 4 DNS | | | | | | | | | | |
| | | | | | 5 DNS | | | | | | | | | | |
| | | | | | 6 DNS | | | | | | | | | | |
| | | | | | 7 DNS | | | | | | | | | | |
| | | | | | 8 DNS | | | | | | | | | | |
| | | | | | 9 DNS | | | | | | | | | | |
| | | | | | 10 DNS | | | | | | | | | | |
| | | | | | 11 DNS | | | | | | | | | | |
| | | | | | 12 DNS | | | | | | | | | | |
| | | | | | 13 DNS | | | | | | | | | | |
| | | | | | 14 DNS | | | | | | | | | | |
| | | | | | 15 DNS | | | | | | | | | | |
| | | | | | 16 DNS | | | | | | | | | | |
| | | | | | 17 DNS | | | | | | | | | | |
| | | | | | 18 DNS | | | | | | | | | | |
| | | | | | 19 DNS | | | | | | | | | | |
| | | | | | 20 DNS | | | | | | | | | | |
| | | | | | 21 DNS | | | | | | | | | | |
| | | | | | 22 DNS | | | | | | | | | | |

| | | | | |
|---------|--|---|----------------|----|
| 6 (6) | | Danielle Cirrito Stony Brook [JR] | 4:29.92 | 1 |
| 7 (7) | | Liz Fis Rider [SO] | 4:31.14 | 10 |
| 8 (8) | | Kiera Atkinson Iona [FR] | 4:33.27 | 11 |
| 9 (11) | | Peyton Leigh Princeton [JR] | 4:35.67 | 8 |
| 10 (16) | | Kiera Duffy Penn [SR] | 4:36.69 | 2 |

Heat 2

| PL | ATHLETE | MARK | LN/POS |
|--------|--|----------------|--------|
| 1 (9) | Caroline Jankowich Columbia [JR] | 4:33.49 | 6 |
| 2 (10) | Lana Hurwitz Monmouth [SO] | 4:33.61 | 9 |
| 3 (12) | Sofia Lieberman Princeton [SO] | 4:35.78 | 1 |
| 4 (14) | Ashley Crane Colgate [SO] | 4:36.41 | 7 |
| 5 (15) | Lorena David Rutgers [JR] | 4:36.46 | 5 |
| 6 (17) | Scarlett Martin Columbia [SO] | 4:38.02 | 8 |
| 7 (19) | Katharine Frank NYU [SO] | 4:38.46 | 14 |

Heat 3

| PL | ATHLETE | MARK | LN/POS |
|--------|---|----------------|--------|
| 1 (13) | Aleah Lazar Monmouth [SO] | 4:35.80 | 1 |
| 2 (21) | Kate Price Columbia [JR] | 4:39.71 | 4 |
| 3 (25) | Maya Todd-McIntyre Iona [SR] | 4:40.75 | 9 |
| 4 (26) | Kara Sinnott Army West Point [JR] | 4:40.91 | 3 |
| 5 (28) | Ella Peterson Delaware [FR] | 4:41.12 | 2 |
| 6 (30) | Abigail Kolbe Princeton [FR] | 4:42.14 | 14 |

| | | | |
|---------|---|----------------|----|
| 11 (18) | Gianna Cagliola Pittsburgh [SR] | 4:38.35 | 12 |
| 12 (36) | Kyra Compton Penn [SR] | 4:44.48 | 15 |
| DNS | Stella Kuttner NYU [SO] | | 4 |
| DNS | Emily Cooper Princeton [JR] | | 3 |
| DNS | Audrey Luell Colgate [JR] | | 14 |
| 8 (20) | Erin Vincent Monmouth [JR] | 4:38.54 | 10 |
| 9 (22) | Fleur Todd-Warmoth Princeton [SO] | 4:40.34 | 15 |
| 10 (23) | Kelly Murray Penn [JR] | 4:40.35 | 12 |
| 11 (24) | Riley Rooney Unattached [FR] | 4:40.64 | 4 |
| 12 (27) | Ava Malagisi Columbia [FR] | 4:40.92 | 2 |
| 13 (29) | Delana Einreinhofer Delaware [FR] | 4:42.00 | 13 |
| 14 (31) | Leanna Johnston Columbia [JR] | 4:42.45 | 3 |
| 11 (41) | Gianna Hernandez Rutgers [FR] | 4:49.69 | 11 |
| 7 (32) | Reena Hsieh Columbia [FR] | 4:42.58 | 5 |
| 8 (33) | Lauren Thomas Delaware [SR] | 4:42.71 | 7 |
| 9 (34) | Erika Nyberg Army West Point [JR] | 4:44.18 | 8 |
| 10 (35) | Catherine Richards Delaware [FR] | 4:44.41 | 6 |
| 11 (37) | Cassidy Kidd Rutgers [SO] | 4:44.54 | 10 |
| 12 (38) | Makala Hansen Rider [SR] | 4:44.77 | 11 |
| 13 (39) | Alexa Eglin Rider [SR] | 4:44.99 | 12 |
| 14 (40) | Ella Burnham Monmouth [JR] | 4:48.44 | 13 |

Women's 1500m

Final

Results

| PLACE | ATHLETE | RESULT | 300 | 700 | 1115 | | | | | | | | | | | | |
|-------|---|----------------|---------------------|---------------------------------|-------------------------------|--|---|----------------|----------------------|---------------------------------|---------------------------------|--------------------------------|-------|----|--|--|--|
| 1 | Mikayla Cheney Army West Point [JR] | 4:13.72 | 50.68 - Pi: 2 | 1:59.23 1:08.55 Pi: 2 | 3:05.95 1:06.72 P16 1 | | Eva Kynaston Penn State [FR] | 4:28.11 | 53.06 - Pi: 7 | 2:06.70 1:13.64 Pi: 10 -3 | 3:18.75 1:12.05 Pi: 3 7 | 4:28.11 1:09.37 Pi: 6 -3 | 2 (6) | 11 | | | |
| 2 | Selma Anderson Syracuse [FR] | 4:16.64 | 50.88 Pi: 3 | 2:00.51 1:09.64 Pi: 7 -4 | 3:10.40 1:09.89 P17 2 | | Lara Cota Penn [SR] | 4:29.10 | 53.97 - Pi: 12 | 2:07.53 1:13.56 Pi: 12 | 3:20.47 1:12.94 Pi: 11 1 | 4:29.10 1:08.63 Pi: 7 4 | 2 (7) | 5 | | | |
| 3 | Lea Hatcher Penn State [JR] | 4:16.84 | 50.90 Pi: 4 | 1:59.55 1:08.65 Pi: 3 1 | 3:07.49 1:07.95 P18 3 | | Carmen Luisi Syracuse [FR] | 4:29.26 | 54.36 - Pi: 4 | 2:10.26 1:15.90 Pi: 5 -1 | 3:22.30 1:12.05 Pi: 3 2 | 4:29.26 1:06.97 Pi: 1 2 | 3 (1) | 5 | | | |
| 4 | Nicole Vanasse Villanova [SR] | 4:19.90 | 51.35 Pi: 7 | 2:00.29 1:08.94 Pi: 6 1 | 3:09.89 1:09.61 P19 2 | | Sophia Squires Stony Brook [SO] | 4:29.94 | 53.15 Pi: 5 | 2:08.06 1:14.91 Pi: 7 -2 | 3:22.14 1:14.08 Pi: 5 2 | 4:29.94 1:07.81 Pi: 1 4 | 4 (1) | 8 | | | |
| 5 | Katie Dallas Penn State [JR] | 4:19.99 | 51.16 Pi: 6 | 1:59.88 1:08.72 Pi: 4 2 | 3:10.72 1:10.85 P20 -2 | | Jane Kratz Unattached [FR] | 4:30.49 | 54.91 - Pi: 9 | 2:10.48 1:15.57 Pi: 7 2 | 3:22.52 1:12.05 Pi: 5 2 | 4:30.49 1:07.98 Pi: 2 3 | 3 (2) | 4 | | | |
| 6 | Emma Eastman Syracuse [SR] | 4:20.37 | 51.37 Pi: 8 | 2:00.92 1:09.56 Pi: 9 -1 | 3:11.01 1:10.10 P21 2 | | Maeve Smith Villanova [FR] | 4:30.98 | 54.32 Pi: 3 | 2:10.09 1:15.77 Pi: 3 | 3:22.29 1:12.20 Pi: 2 1 | 4:30.98 1:08.70 Pi: 3 -1 | 3 (3) | 1 | | | |
| 7 | Sophie Compton Navy [SR] | 4:20.63 | 51.60 Pi: 11 | 2:01.20 1:09.61 Pi: 11 | 3:11.73 1:10.53 P21 1 | | Kelseigh O'Neil Rutgers [SO] | 4:31.17 | 52.76 Pi: 2 | 2:07.53 1:14.77 Pi: 2 | 3:21.80 1:14.27 Pi: 2 | 4:31.17 1:09.38 Pi: 2 | 4 (2) | 10 | | | |
| 8 | Shaylen Goslar Stony Brook [SO] | 4:22.84 | 51.40 Pi: 9 | 2:00.80 1:09.40 Pi: 8 1 | 3:11.46 1:10.67 P23 8 | | Catalina Simon Navy [FR] | 4:31.44 | 54.83 Pi: 8 | 2:10.55 1:15.72 Pi: 8 | 3:22.66 1:12.11 Pi: 6 2 | 4:31.44 1:08.79 Pi: 4 2 | 3 (4) | 6 | | | |
| 9 | Leah Clear Delaware [JR] | 4:25.88 | 53.47 Pi: 9 | 2:07.19 1:13.72 Pi: 11 -2 | 3:19.45 1:12.27 P24 2 | | Jayden Harberts Syracuse [FR] | 4:31.65 | 53.01 Pi: 4 | 2:07.80 1:14.79 Pi: 4 | 3:22.22 1:14.43 Pi: 6 -2 | 4:31.65 1:09.44 Pi: 3 3 | 4 (3) | 3 | | | |
| 10 | Alexa Matora Penn [FR] | 4:26.25 | 51.58 Pi: 10 | 2:01.03 1:09.46 Pi: 10 | 3:11.57 1:10.54 P25 1 | | Daniela Quintero Columbia [SR] | 4:31.69 | 52.94 Pi: 6 | 2:06.49 1:13.56 Pi: 9 -3 | 3:19.79 1:13.31 Pi: 10 -1 | 4:31.69 1:11.90 Pi: 8 2 | 2 (8) | 4 | | | |
| 11 | Alex Schulz Iona [FR] | 4:26.82 | 54.00 Pi: 13 | 2:05.31 1:11.31 Pi: 3 10 | 3:17.33 1:12.02 P26 1 | | Elia Ton-That Columbia [SR] | 4:31.91 | 55.05 Pi: 10 | 2:10.63 1:15.59 Pi: 9 1 | 3:22.05 1:11.42 Pi: 1 8 | 4:31.91 1:09.86 Pi: 5 -4 | 3 (5) | 2 | | | |
| 12 | Tenley Nelson Cornell [SO] | 4:27.20 | 52.62 Pi: 5 | 2:05.85 1:13.24 Pi: 6 -1 | 3:19.07 1:13.22 P27 6 | | Juliet Frum Navy [FR] | 4:32.03 | 54.44 Pi: 5 | 2:09.87 1:15.44 Pi: 1 4 | 3:22.48 1:12.61 Pi: 4 -3 | 4:32.03 1:09.56 Pi: 6 -2 | 3 (6) | 3 | | | |
| 13 | Daphne Banino Princeton [SR] | 4:27.33 | 51.93 Pi: 2 | 2:04.92 1:13.00 Pi: 2 | 3:17.06 1:12.14 P28 1 | | Katherine Leddy Navy [SR] | 4:32.15 | 52.63 Pi: 1 | 2:07.47 1:14.85 Pi: 1 | 3:21.77 1:14.30 Pi: 1 | 4:32.15 1:10.38 Pi: 4 -3 | 4 (4) | 1 | | | |
| 14 | Fiona Lee Cornell [SO] | 4:27.80 | 53.27 Pi: 8 | 2:06.09 1:12.82 Pi: 7 1 | 3:19.02 1:12.94 Pi: 5 2 | | Gretta Johnson Syracuse [FR] | 4:32.79 | 53.22 Pi: 6 | 2:07.85 1:14.63 Pi: 5 1 | 3:22.39 1:14.55 Pi: 8 -3 | 4:32.79 1:10.40 Pi: 5 3 | 4 (5) | 7 | | | |

| | | | | | | | | | | | | | |
|----|--|---------|----------------------|--------------------------------|--------------------------------|--|---------|----------------------|---------------------------------|---------------------------------|------------------------------|--------|----|
| 29 | Claire Zubey Penn State [SO] | 4:32.99 | 51.62 - Pl: 12 | 2:02.19 1:10.58 Pl: 12 | 3:36.74 1:14.55 Pl: 12 | Caroline Schoen Columbia [JR] | 4:37.90 | 54.01 - Pl: 1 | 2:10.28 1:16.27 Pl: 6 -5 | 3:24.62 1:14.34 Pl: 9 -3 | 4:37.90 1:13.29 Pl: 9 | 3 (9) | 8 |
| 30 | Madeline Heintz Syracuse [SR] | 4:33.13 | 53.69 - Pl: 9 | 2:08.21 1:14.52 Pl: 8 1 | 3:39.33 1:14.12 Pl: 7 1 | Stella Kuttner NYU [SO] | 4:41.85 | 53.73 - Pl: 11 | 2:07.92 1:14.20 Pl: 13 -2 | 3:24.59 1:16.67 Pl: 12 1 | 4:41.85 1:17.27 Pl: 12 | 2 (12) | 7 |
| 31 | Sarah Van Ornum NJIT [SO] | 4:33.59 | 53.44 - Pl: 7 | 2:08.04 1:14.60 Pl: 6 1 | 3:30.00 1:13.97 Pl: 3 3 | Rian Johnson Temple [FR] | 4:43.74 | 53.59 - Pl: 8 | 2:08.34 1:14.76 Pl: 9 -1 | 3:23.30 1:14.96 Pl: 9 | 4:43.74 1:20.44 Pl: 9 | 4 (9) | 9 |
| 32 | Allison Chmielewski UMass Amherst [JR] | 4:33.76 | 53.53 - Pl: 10 | 2:06.18 1:12.66 Pl: 8 2 | 3:49.24 1:13.07 Pl: 8 | Lexi Ensor Navy [JR] | 4:45.25 | 54.63 - Pl: 6 | 2:11.21 1:16.58 Pl: 10 -4 | 3:30.98 1:19.77 Pl: 10 | 4:45.25 1:14.27 Pl: 10 | 3 (10) | 11 |
| 33 | Allison Dougherty Penn State [JR] | 4:33.89 | 52.85 - Pl: 3 | 2:07.72 1:14.87 Pl: 3 | 3:DNF0 1:14.38 Pl: 4 -1 | Hayley Kitching Penn State [JR] | | 50.48 - Pl: 1 | 1:58.95 1:08.47 Pl: 1 | 3:06.61 1:07.66 Pl: 2 -1 | | 1 | 6 |
| 34 | Dana Lehr Columbia [FR] | 4:34.09 | 52.43 - Pl: 4 | 2:05.77 1:13.35 Pl: 5 -1 | 3:DNF7 1:13.40 Pl: 7 -2 | Ada Rand Penn State [SO] | | 51.14 - Pl: 5 | 2:00.12 1:08.99 Pl: 5 | 3:11.71 1:11.59 Pl: 10 -5 | | 1 | 3 |
| 35 | Meredith Wolfe Columbia [FR] | 4:34.27 | 52.24 - Pl: 3 | 2:05.59 1:13.35 Pl: 4 -1 | 3:DNF1 1:13.32 Pl: 4 | Lucy Henkel Columbia [SR] | | 51.74 - Pl: 1 | 2:04.84 1:13.10 Pl: 1 | | | 2 | 10 |
| 36 | Margaret Thompson Princeton [SO] | 4:35.05 | 54.16 - Pl: 2 | 2:10.04 1:15.89 Pl: 2 | 3:DNF2 1:12.79 Pl: 7 -5 | Chloe Esponda Army West Point [SO] | | | | | | 4 | 4 |
| 37 | Emma Levering Unattached [FR] | 4:36.73 | 54.65 - Pl: 7 | 2:10.16 1:15.52 Pl: 4 3 | 3:23.03 1:12.87 Pl: 8 -4 | Brianna Jucewicz Monmouth [SR] | | | | | | 3 | 10 |

Heat-by-Heat

Heat 1

| PL | ATHLETE | MARK | LN/POS |
|-------|---|---------|--------|
| 1 (1) | Mikayla Cheney Army West Point [JR] | 4:13.72 | 5 |
| 2 (2) | Selma Anderson Syracuse [FR] | 4:16.64 | 2 |
| 3 (3) | Lea Hatcher Penn State [JR] | 4:16.84 | 4 |
| 4 (4) | Nicole Vanasse Villanova [SR] | 4:19.90 | 1 |
| 5 (5) | Katie Dallas Penn State [JR] | 4:19.99 | 8 |

Heat 2

| PL | ATHLETE | MARK | LN/POS |
|--------|--|---------|--------|
| 1 (9) | Leah Clear Delaware [JR] | 4:25.88 | 9 |
| 2 (11) | Alex Schulz Iona [FR] | 4:26.82 | 1 |
| 3 (12) | Tenley Nelson Cornell [SO] | 4:27.20 | 3 |
| 4 (13) | Daphne Banino Princeton [SR] | 4:27.33 | 2 |
| 5 (14) | Fiona Lee Cornell [SO] | 4:27.80 | 12 |
| 6 (15) | Eva Kynaston Penn State [FR] | 4:28.11 | 11 |

Heat 3

| PL | ATHLETE | MARK | LN/POS |
|--------|---------------------------------------|---------|--------|
| 1 (17) | Carmen Luisi Syracuse [FR] | 4:29.26 | 5 |
| 2 (19) | Jane Kratz Unattached [FR] | 4:30.49 | 4 |
| 3 (20) | Maeve Smith Villanova [FR] | 4:30.98 | 1 |
| 4 (22) | Catalina Simon Navy [FR] | 4:31.44 | 6 |
| 5 (25) | Elia Ton-That Columbia [SR] | 4:31.91 | 2 |

Heat 4

| PL | ATHLETE | MARK | LN/POS |
|--------|---|---------|--------|
| 1 (18) | Sophia Squires Stony Brook [SO] | 4:29.94 | 8 |
| 2 (21) | Kelseigh O'Neil Rutgers [SO] | 4:31.17 | 10 |
| 3 (23) | Jayden Harberts Syracuse [FR] | 4:31.65 | 3 |
| 4 (27) | Katherine Leddy Navy [SR] | 4:32.15 | 1 |

| | | | |
|---------|--|---------|----|
| 6 (6) | Emma Eastman Syracuse [SR] | 4:20.37 | 10 |
| 7 (7) | Sophie Compton Navy [SR] | 4:20.63 | 7 |
| 8 (8) | Shaylen Goslar Stony Brook [SO] | 4:22.84 | 11 |
| 9 (10) | Alexa Matora Penn [FR] | 4:26.25 | 12 |
| 10 (29) | Claire Zubey Penn State [SO] | 4:32.99 | 9 |
| DNF | Hayley Kitching Penn State [JR] | | 6 |
| DNF | Ada Rand Penn State [SO] | | 3 |
| 7 (16) | Lara Cota Penn [SR] | 4:29.10 | 5 |
| 8 (24) | Daniela Quintero Columbia [SR] | 4:31.69 | 4 |
| 9 (32) | Allison Chmielewski UMass Amherst [JR] | 4:33.76 | 8 |
| 10 (34) | Dana Lehr Columbia [FR] | 4:34.09 | 6 |
| 11 (35) | Meredith Wolfe Columbia [FR] | 4:34.27 | 13 |
| 12 (39) | Stella Kuttner NYU [SO] | 4:41.85 | 7 |
| DNF | Lucy Henkel Columbia [SR] | | 10 |
| 6 (26) | Juliet Frum Navy [FR] | 4:32.03 | 3 |
| 7 (36) | Margaret Thompson Princeton [SO] | 4:35.05 | 7 |
| 8 (37) | Emma Levering Unattached [FR] | 4:36.73 | 9 |
| 9 (38) | Caroline Schoen Columbia [JR] | 4:37.90 | 8 |
| 10 (41) | Lexi Ensor Navy [JR] | 4:45.25 | 11 |
| DNS | Brianna Jucewicz Monmouth [SR] | | 10 |
| 5 (28) | Gretta Johnson Syracuse [FR] | 4:32.79 | 7 |
| 6 (30) | Madeline Heintz Syracuse [SR] | 4:33.13 | 6 |
| 7 (31) | Sarah Van Ornum NJIT [SO] | 4:33.59 | 2 |
| 8 (33) | Allison Dougherty Penn State [JR] | 4:33.89 | 5 |
| 9 (40) | Rian Johnson Temple [FR] | 4:43.74 | 9 |
| DNS | Chloe Esponda Army West Point [SO] | | 4 |

Women's 5000m

Results

| PLACE | ATHLETE | RESULT | 200 | 300 | 400 | 500 | 600 | 700 | 800 | 900 | 1000 | 1100 | 1200 |
|-------|-------------------------------------|----------|-------|---------------------|------------------|------------------|------------------|------------------|------------------|------------------|------------------|------|------|
| 1 | Emily Simko Monmouth [SO] | 16:44.96 | 38.82 | 2:01.87 | 3:23.23 | 4:45.12 | 6:06.43 | 7:27.93 | 8:49.56 | 10:10.87 | 11:32.14 | | |
| | | | Pl: 1 | 1:23.06 Pl: 2 -1 | 1:21.36 Pl: 2 | 1:21.90 Pl: 2 | 1:21.31 Pl: 2 | 1:21.51 Pl: 2 | 1:21.63 Pl: 2 | 1:21.32 Pl: 2 | 1:21.28 Pl: 2 | | |

Final

| | | | | | | | | | | | | | | |
|-----|--|---------------------|-------------------------------|-------------------------------|--|----------------------------------|---------------------------------|------------------------------|------------------------------|------------------------------|--------------------------------|--------------------------------|---------------------------------|---------------------------------|
| DNF | Jasmine Trott Bryant [SR] | 37.46 - Pl: 1 | 1:53.73 1:16.28 Pl: 1 | DNF.63 1:15.90 Pl: 1 | Kyah Anderson Unattached [FR] | 8:24.22 1:23.21 Pl: 12 -11 | 40.67 - Pl: 26 | 2:00.15 1:19.49 Pl: 26 | 3:22.31 1:22.16 Pl: 26 | 4:44.68 1:22.37 Pl: 26 | 6:08.29 1:23.62 Pl: 26 | 7:34.02 1:25.74 Pl: 26 | 9:00.58 1:26.56 Pl: 25 1 | 10:12.97 3:16.40 Pl: 24 1 |
| DNF | Katie Dallas Penn State [JR] | 38.45 - Pl: 7 | 1:55.40 1:16.96 Pl: 5 2 | DNF.26 1:15.86 Pl: 6 -1 | Margaret Thompson Princeton [SO] | 39.68 - Pl: 17 | 2:00.10 1:20.42 Pl: 25 -8 | 3:22.20 1:22.10 Pl: 25 | 4:44.46 1:22.27 Pl: 25 | 6:07.09 1:22.64 Pl: 25 | 7:30.95 1:23.87 Pl: 24 1 | 8:53.15 1:22.20 Pl: 23 1 | 10:14.52 1:21.37 Pl: 22 1 | |

Women's 100m Hurdles

Final

Results

Wind: 1.7 m/s

| PLACE | ATHLETE | RESULT | LN/POS | | | | |
|-------|--------------------------------------|-----------------|--------|---|---|-------|---|
| 1 | Arianna Allen Cornell [FR] | 13.62 13.616 | 6 | 5 | Sofia Swindell Penn [FR] | 13.70 | 1 |
| 2 | Jia Anderson Navy [SR] | 13.62 13.620 | 3 | 6 | Amelia Kristen Penn [JR] | 13.73 | 4 |
| 3 | Maddie Pitts Unattached | 13.68 | 5 | 7 | Julia Jongejeugd Princeton [SR] | 13.77 | 8 |
| | | | | 8 | Divine Bamgboye Cornell [FR] | 13.81 | 7 |
| | | | | | Giuliana Ligor Penn [FR] | 13.90 | 2 |

Women's 100m Hurdles

1st Round

Results

Top 1 from each Heat (Q) + Next 4 (q) to Final

| PLACE | ATHLETE | RESULT | WIND | HE/16 | | | | |
|-------|--|---------------------|----------|-------|-------|---|-------|------------------|
| 1 | Maddie Pitts Unattached | 13.63 [Q] | 1.2 m/s | 3 (1) | 5 | Dakota Jones NJIT [FR] | 14.72 | 1.8 m/s 4 (5) 7 |
| 2 | Jia Anderson Navy [SR] | 13.91 [q] 13.909 | 1.2 m/s | 3 (2) | 7 | Joy Taiwo Delaware State [JR] | 14.73 | -2.2 m/s 1 (4) 8 |
| 2 | Arianna Allen Cornell [FR] | 13.91 [Q] 13.909 | -2.2 m/s | 1 (1) | 5 | Kayla Kelsick NJIT [FR] | 14.79 | 1.2 m/s 3 (6) 3 |
| 4 | Divine Bamgboye Cornell [FR] | 13.92 [Q] | 1.8 m/s | 4 (1) | 5 | Makenzie Baisch Army West Point [FR] | 14.82 | 0.0 m/s 2 (4) 4 |
| 5 | Amelia Kristen Penn [JR] | 13.93 [Q] | 0.0 m/s | 2 (1) | 6 | Milan Smith Army West Point [FR] | 14.83 | 0.0 m/s 2 (5) 8 |
| 6 | Julia Jongejeugd Princeton [SR] | 13.96 [q] | -2.2 m/s | 1 (2) | 6 | Belle Bennett Cornell [JR] | 14.85 | 0.0 m/s 2 (6) 3 |
| 7 | Giuliana Ligor Penn [FR] | 13.99 [q] | 1.8 m/s | 4 (2) | 4 | Oluwanifemi Olufowobi NJIT [SO] | 14.95 | 1.8 m/s 4 (6) 1 |
| 8 | Sofia Swindell Penn [FR] | 14.00 [q] | 0.0 m/s | 2 (2) | 5 | Lilas Esprit Monmouth [FR] | 15.10 | 1.2 m/s 3 (7) 2 |
| 9 | Tesaira Williams UMass Amherst [SO] | 14.24 | -2.2 m/s | 1 (3) | 7 | Gianna Green Monmouth [SO] | 15.25 | -2.2 m/s 1 (5) 1 |
| 10 | Jennifer Williams UMass Amherst [SR] | 14.27 | 0.0 m/s | 2 (3) | 7 | Caroline Rey Navy [SR] | 16.65 | 1.8 m/s 4 (7) 6 |
| 11 | Audrey Hubbell Cornell [SO] | 14.43 | 1.8 m/s | 4 (3) | DNF 3 | Bennett Pidro Navy [SO] | 16.66 | -2.2 m/s 1 (6) 3 |
| 12 | Giselle Kirchner Princeton [SO] | 14.57 14.565 | 1.2 m/s | 3 (3) | DNF 6 | Mercedes Cruz-Fletcher St. Peter's [FR] | | 0.0 m/s 2 1 |
| 13 | Janell Mordi Rider [FR] | 14.57 14.567 | 1.8 m/s | 4 (4) | DNF 2 | Kiran George Colgate [JR] | | 0.0 m/s 2 2 |
| 14 | Hailey Guerrieri Monmouth [SR] | 14.62 | 1.2 m/s | 3 (4) | DNF 8 | Paula-Marie Brown Cornell [SR] | | 1 4 |
| 15 | Ava John Princeton [FR] | 14.68 | 1.2 m/s | 3 (5) | DNF 4 | Isabella Sing Manhattan [SR] | | 1 2 |
| | | | | | | Yuliya Maslouskaya Penn [FR] | | 1.8 m/s 4 8 |

Heat-by-Heat

Heat 1

Wind: -2.2 m/s

| PL | ATHLETE | MARK | | | | |
|-------|---|-----------|--------|--------|--|---------|
| 1 (2) | Arianna Allen Cornell [FR] | 13.91 [Q] | 6 (26) | 4 (17) | Joy Taiwo Delaware State [JR] | 14.73 8 |
| 2 (6) | Julia Jongejeugd Princeton [SR] | 13.96 [q] | DNF 5 | 5 (24) | Gianna Green Monmouth [SO] | 15.25 1 |
| 3 (9) | Tesaira Williams UMass Amherst [SO] | 14.24 | DNF 6 | 6 (26) | Bennett Pidro Navy [SO] | 16.66 3 |
| | | | DNF 8 | DNF 4 | Paula-Marie Brown Cornell [SR] | 4 |
| | | | DNF 8 | 2 | Isabella Sing Manhattan [SR] | 2 |

Heat 2

Wind: 0.0 m/s

| PL | ATHLETE | MARK | | | | |
|--------|--|-----------|--------|--------|---|---------|
| 1 (5) | Amelia Kristen Penn [JR] | 13.93 [Q] | 6 (21) | 4 (19) | Makenzie Baisch Army West Point [FR] | 14.82 4 |
| 2 (8) | Sofia Swindell Penn [FR] | 14.00 [q] | DNF 5 | 5 (20) | Milan Smith Army West Point [FR] | 14.83 8 |
| 3 (10) | Jennifer Williams UMass Amherst [SR] | 14.27 | DNF 6 | 6 (21) | Belle Bennett Cornell [JR] | 14.85 3 |
| | | | DNF 8 | 1 | Mercedes Cruz-Fletcher St. Peter's [FR] | 1 |
| | | | DNF 8 | 2 | Kiran George Colgate [JR] | 2 |

Heat 3

Wind: 1.2 m/s

| PL | ATHLETE | MARK | | | | |
|-------|-----------------------------------|-----------|--------|--------|---|-------------|
| 1 (1) | Maddie Pitts Unattached | 13.63 [Q] | 4 (14) | 2 (2) | Jia Anderson Navy [SR] | 13.91 [q] 7 |
| | | | 4 (14) | 3 (12) | Giselle Kirchner Princeton [SO] | 14.57 6 |
| | | | 4 (14) | 8 | Hailey Guerrieri Monmouth [SR] | 14.62 8 |

| | | | | |
|--------|-----------------------------------|--------------------|--------------------------------------|----------------|
| 5 (15) | Ava John Princeton [FR] | 14.68 7(23) | Lilas Esprit Monmouth [FR] | 15.10 2 |
| 6 (18) | Kayla Kelsick NJIT [FR] | 14.79 3 | | |

Heat 4
Wind: 1.8 m/s

| PL | ATHLETE | MARK | | | |
|--------|--|------------------|--------|---|----------------|
| 4 (13) | Janell Mordi Rider [FR] | | | 14.57 | 2 |
| 5 (16) | Dakota Jones NJIT [FR] | | | 14.72 | 7 |
| 1 (4) | Divine Bamgboye Cornell [FR] | 13.92 Q | 6 (82) | Oluwanifemi Olufowobi NJIT [SO] | 14.95 1 |
| 2 (7) | Giuliana Ligor Penn [FR] | 13.99 Q | 7 (25) | Caroline Rey Navy [SR] | 16.65 6 |
| 3 (11) | Audrey Hubbell Cornell [SO] | 14.43 DNS | | Yuliya Maslouskaya Penn [FR] | 8 |

Women's 400m Hurdles

Final

Results

| PLACE | ATHLETE | RESULT | HEA | | | |
|-------|---|----------------|-------|---|---|------------------------|
| 1 | Chidubem (Miriam) Okwudibonye Delaware State [SR] | 58.60 | 1 (1) | 7 | Marion Jacobs Monmouth [FR] | 1:04.43 3 (3) 7 |
| 2 | Gloria Guerrier Yale [JR] | 58.77 | 1 (2) | 4 | Jasmine Mason Rudolph Stony Brook [JR] | 1:04.71 3 (4) 6 |
| 3 | Ingibjorg Sigurdardottir UMass Amherst [FR] | 1:00.65 | 2 (1) | 5 | Jessica Black Navy [FR] | 1:05.07 2 (7) 2 |
| 4 | Annika Topchy Penn [SR] | 1:00.71 | 1 (3) | 2 | Emily Brown Delaware [FR] | 1:05.17 4 (1) 5 |
| 5 | Caden Simpson Monmouth [SO] | 1:01.63 | 2 (2) | 7 | Kennedi Poullard Columbia [SR] | 1:05.33 2 (8) 8 |
| 6 | Sabrina Sardar Army West Point [FR] | 1:02.03 | 2 (3) | 6 | Mackenzie Owens Delaware [SO] | 1:05.91 3 (5) 8 |
| 7 | Chloe Smith Temple [SO] | 1:02.23 | 1 (4) | 1 | Janell Mordi Rider [FR] | 1:06.55 3 (6) 1 |
| 8 | Addyson White Penn State [SO] | 1:02.35 | 1 (5) | 8 | Oriyah Clay Maryland-Eastern Shore [FR] | 1:06.59 4 (2) 7 |
| 9 | Kylie Jacoutot Penn State [JR] | 1:02.65 | 2 (4) | 1 | Joshira Adams Rider [FR] | 1:07.04 4 (3) 6 |
| 10 | Ava Nebel Penn [FR] | 1:03.41 | 2 (5) | 4 | Makenzie Baisch Army West Point [FR] | 1:17.10 3 (7) 3 |
| 11 | Peighton Marrero Navy [FR] | 1:03.52 | 2 (6) | 3 | Elise Sawyer Cornell [JR] | 1 3 |
| 12 | Nelagh Matthews NJIT [JR] | 1:04.04 | 3 (1) | 2 | Amelia Kristen Penn [JR] | 1 5 |
| 13 | Jennifer Williams UMass Amherst [SR] | 1:04.22 | 3 (2) | 5 | Morgan Blackford Navy [JR] | 3 4 |
| | | | | | Laila Payne Princeton [FR] | 1 6 |

Heat-by-Heat

Heat 1

| PL | ATHLETE | MARK | LN/ | | |
|-------|---|----------------|-------|---|---|
| 1 (1) | Chidubem (Miriam) Okwudibonye Delaware State [SR] | 58.60 | 5 (8) | 7 | Addyson White Penn State [SO] |
| 2 (2) | Gloria Guerrier Yale [JR] | 58.77 | DNF | 4 | Elise Sawyer Cornell [JR] |
| 3 (4) | Annika Topchy Penn [SR] | 1:00.71 | DNS | 2 | Amelia Kristen Penn [JR] |
| | | | DNS | | Laila Payne Princeton [FR] |

Heat 2

| PL | ATHLETE | MARK | LN/POS | | |
|-------|---|----------------|--------|--------|--|
| 1 (3) | Ingibjorg Sigurdardottir UMass Amherst [FR] | 1:00.65 | 5 | 4 (9) | Kylie Jacoutot Penn State [JR] |
| 2 (5) | Caden Simpson Monmouth [SO] | 1:01.63 | 7 | 5 (10) | Ava Nebel Penn [FR] |
| 3 (6) | Sabrina Sardar Army West Point [FR] | 1:02.03 | 6 | 6 (11) | Peighton Marrero Navy [FR] |
| | | | | 7 (16) | Jessica Black Navy [FR] |
| | | | | 8 (18) | Kennedi Poullard Columbia [SR] |

Heat 3

| PL | ATHLETE | MARK | LN/POS | | |
|--------|--|----------------|--------|--------|--|
| 1 (12) | Nelagh Matthews NJIT [JR] | 1:04.04 | 2 | 4 (15) | Jasmine Mason Rudolph Stony Brook [JR] |
| 2 (13) | Jennifer Williams UMass Amherst [SR] | 1:04.22 | 5 | 5 (19) | Mackenzie Owens Delaware [SO] |
| 3 (14) | Marion Jacobs Monmouth [FR] | 1:04.43 | 7 | 6 (20) | Janell Mordi Rider [FR] |
| | | | | 7 (23) | Makenzie Baisch Army West Point [FR] |
| | | | | DNF | Morgan Blackford Navy [JR] |

Heat 4

| PL | ATHLETE | MARK | LN/POS | | |
|--------|-------------------------------------|----------------|--------|--------|---|
| 1 (17) | Emily Brown Delaware [FR] | 1:05.17 | 5 | 2 (21) | Oriyah Clay Maryland-Eastern Shore [FR] |
| | | | | 3 (22) | Joshira Adams Rider [FR] |

Men's 4x400

Final

Results

| PLACE | ATHLETE | MARK | LN/POS | PL | ATHLETE | MARK | LN/POS |
|-------|---|---------|--------|----|---|---------|--------|
| 1 | Delaware State [A] Alonzo Sims Jr, Keith Jenerette, Tori Willis Jr., Sage Phillips | 3:19.28 | 8 | 1 | Delaware State [B] Conor McFadden, Cooper Wakley, Derajah Hardy, Ayden Henley | 3:19.28 | 7 |
| 2 | Princeton [A] Isa Hitchens, Karl Dietz, Aiden Silvestri, Kobeyeh Riley | 3:19.96 | 5 | 2 | Delaware State [B] Jonah Sydney, Nanjo Levec, Kenneth Cruz, Donovan Dixon | 3:19.96 | 5 |
| 3 | Cornell [A] Garrett Brennan, Jason Meza, Seamus Finn, Michael Mazero | 3:20.14 | 5 | 3 | Army West Point [A] Jack Musgrave, Todd Worth, Jack Kemling, Canyon Hall | 3:20.14 | 5 |
| 4 | UMass Amherst [A] Noah Mulligan, Chris Scalia, Mark Sten, Godot Gaskins | 3:21.45 | 8 | 4 | NJIT [A] Moustafa Abdelaal, Jaeden Henry, Jason Alvarez, Tyler Passmore | 3:21.45 | 8 |
| 5 | Iona [A] Joshua Aceto, Jack Brethauer, Dylan Donegan, Jaylen Mozone | 3:28.37 | 8 | 5 | Navy [C] Jamison Scott, Nicolas Simmons, Charles Skaggs, Alakai Perrion | 3:28.37 | 8 |
| 6 | Navy [A] Simon Alexander, David Walker, Jason Keiser, Nathan Kent | 50.81 | 2 | 6 | Colgate [A] Samuel Heaven, Marcus Chu, Jeffery Groth, Joshua Antoine | 50.81 | 2 |
| 7 | Maryland-Eastern Shore [A] Destiny Emuze, David Edward-Etafo, Fidelis Osunkwo, Kamoi Tracey | 1:43.36 | 2 | 7 | NJIT [B] Elisha Bugasch, Davin Duffy, James Estafanous, Ryan Lang | 1:43.36 | 2 |

Heat-by-Heat

Heat 1

| PL | ATHLETE | MARK | LN/POS |
|-------|---|---------|--------|
| 1 (4) | UMass Amherst UMass Amherst [A] | 3:13.97 | 3 |
| 2 (5) | Iona Iona [A] | 3:14.74 | 4 |
| 3 (6) | Navy Navy [A] | 3:16.04 | 6 |

| | | | |
|--------|---|---------|---|
| 4 (8) | Navy Navy [B] | 3:19.28 | 7 |
| 5 (9) | Delaware State Delaware State [B] | 3:19.96 | 5 |
| 6 (12) | Navy Navy [C] | 3:28.37 | 8 |
| DNF | NJIT NJIT [B] | | 2 |

Heat 2

| PL | ATHLETE | MARK | LN/POS |
|-------|---|---------|--------|
| 1 (1) | Delaware State Delaware State [A] | 3:13.04 | 3 |
| 2 (2) | Princeton Princeton [A] | 3:13.27 | 4 |
| 3 (3) | Cornell Cornell [A] | 3:13.38 | 6 |

| | | | |
|--------|---|---------|---|
| 4 (7) | Maryland-Eastern Shore Maryland-Eastern Shore [A] | 3:16.59 | 7 |
| 5 (10) | Army West Point Army West Point [A] | 3:20.14 | 5 |
| 6 (11) | NJIT NJIT [A] | 3:21.45 | 8 |
| DNF | Colgate Colgate [A] | | 2 |

Men's 100m

Final

Results

| PLACE | ATHLETE | RESULT | WIND | HEAT | LI | 17 | PL | ATHLETE | MARK | WIND | LN | 17 |
|-------|--|-----------------|---------|-------|----|----|----|--|-----------------|---------|-------|----|
| 1 | Jackson Clarke Princeton [JR] | 10.21 | 1.3 m/s | 1 (1) | -5 | 18 | 1 | John Catherman Princeton [SR] | 10.83 | 0.3 m/s | 4 (2) | 4 |
| 2 | Charles Sexton Princeton [SO] | 10.31 | 1.3 m/s | 1 (2) | -6 | 19 | 2 | Fabian France Navy [SR] | 10.86 | 1.6 m/s | 3 (2) | 4 |
| 3 | Jaxon Hammond Army West Point [JR] | 10.44 | 1.3 m/s | 1 (3) | -4 | 20 | 3 | Alex Veith Monmouth [SO] | 10.87 | 0.0 m/s | 5 (1) | 6 |
| 4 | Joshua Duncan Army West Point [JR] | 10.50 | 0.4 m/s | 2 (1) | -2 | 21 | 4 | Jason Dejesus UMass Amherst [SO] | 10.89 | 0.4 m/s | 2 (7) | 4 |
| 5 | Trey McGinnis Army West Point [JR] | 10.55 | 0.4 m/s | 2 (2) | -5 | 22 | 5 | Messai Maynor Delaware State [FR] | 10.92 | 1.6 m/s | 3 (3) | 6 |
| 6 | Amiri Prescod Villanova [SR] | 10.58 10.573 | 1.3 m/s | 1 (4) | -3 | 23 | 6 | James Burrus Monmouth [JR] | 10.93 | 0.3 m/s | 4 (3) | 1 |
| 7 | Panashe Nhenga Cornell [SO] | 10.58 10.578 | 1.3 m/s | 1 (5) | -7 | 24 | 7 | Trey Cummings Rider [FR] | 10.95 10.944 | 0.3 m/s | 4 (4) | 6 |
| 8 | Owen Lang Army West Point [SO] | 10.64 | 1.3 m/s | 1 (6) | -1 | 25 | 8 | Anikwe Duru Penn [SO] | 10.95 10.946 | 0.3 m/s | 4 (5) | 3 |
| 9 | Marcel Jackson Navy [JR] | 10.66 | 1.3 m/s | 1 (7) | -2 | 26 | 9 | Amari Burke Delaware State [FR] | 10.99 | 1.6 m/s | 3 (4) | 8 |
| 10 | Aiden Baldelli Monmouth [JR] | 10.68 10.677 | 1.3 m/s | 1 (8) | -8 | 27 | 10 | Chase Marshall Monmouth [FR] | 11.01 | 0.0 m/s | 5 (2) | 3 |
| 11 | Alex Kislenko Monmouth [JR] | 10.68 10.679 | 0.4 m/s | 2 (3) | -1 | 28 | 11 | James Thompson NYU [SR] | 11.03 | 1.8 m/s | 6 (1) | 6 |
| 12 | William Yurich Navy [SR] | 10.68 10.680 | 0.4 m/s | 2 (4) | -6 | 29 | 12 | Derrick Toub Iona [JR] | 11.04 | 0.0 m/s | 5 (3) | 4 |
| 13 | Ricardo Lagares Jr. Cornell [SO] | 10.75 10.748 | 0.4 m/s | 2 (5) | -3 | 30 | 13 | Dylan Donegan Iona [SO] | 11.07 | 0.0 m/s | 5 (4) | 5 |
| 13 | Carson Edwards Penn [FR] | 10.75 10.748 | 0.3 m/s | 4 (1) | -5 | 31 | 14 | Niles Thony St. Peter's [FR] | 11.16 11.157 | 0.3 m/s | 4 (6) | 8 |
| 15 | Zach Willen Columbia [JR] | 10.78 10.775 | 1.6 m/s | 3 (1) | -7 | 32 | 15 | Judah Wright Maryland-Eastern Shore [SO] | 11.16 11.158 | 0.0 m/s | 5 (5) | 7 |
| 16 | Tyrese Golston Maryland-Eastern Shore [SR] | 10.78 10.780 | 0.4 m/s | 2 (6) | -7 | 33 | 16 | Charles Garcia Stony Brook [FR] | 11.17 | 1.8 m/s | 6 (2) | 4 |
| | | | | | | | | Jaquan Johnson Delaware State [FR] | 11.18 | 1.6 m/s | 3 (5) | 3 |

| | | | | | | | | |
|----|--|-------|---------|-------|-----|---|---|---|
| 34 | Dominic Gale Maryland-Eastern Shore [FR] | 11.19 | 0.0 m/s | 5 (6) | DNS | Tyler Burch NYU [SO] | 6 | 5 |
| 35 | Jeremy Burrell Rider [SR] | 11.20 | 1.8 m/s | 6 (3) | DNS | Jeffery Groth Colgate [JR] | 3 | 2 |
| 36 | Dylan McIish UNA-Princeton | 11.38 | 1.8 m/s | 6 (4) | DNS | Kwadjo Mensah Colgate [JR] | 4 | 7 |
| 37 | Mamadou Diallo Cornell [FR] | 11.55 | 0.4 m/s | 2 (8) | DNS | Matthew Mazero Columbia [SR] | 4 | 2 |
| 38 | Sid Karthodi Columbia [SO] | 13.29 | 0.0 m/s | 5 (7) | DNS | Jonah Johnson Navy [SR] | 3 | 5 |
| FS | Jamal Joseph Stony Brook [FR] | | | 5 | DNS | Quentin Braithwaite Unattached [FR] | 3 | 1 |

Heat-by-Heat

Heat 1

Wind: 1.3 m/s

| PL | ATHLETE | MARK | LN/PC | | | | | |
|-------|--|-------|----------|--------|--|-------|---|--|
| 1 (1) | Jackson Clarke Princeton [JR] | 10.21 | 5 6 (8) | 4 (6) | Amiri Prescod Villanova [SR] | 10.58 | 3 | |
| 2 (2) | Charles Sexton Princeton [SO] | 10.31 | 6 7 (9) | 5 (7) | Panashe Nhenga Cornell [SO] | 10.58 | 7 | |
| 3 (3) | Jaxon Hammond Army West Point [JR] | 10.44 | 4 8 (10) | 6 (8) | Owen Lang Army West Point [SO] | 10.64 | 1 | |
| | | | | 7 (9) | Marcel Jackson Navy [JR] | 10.66 | 2 | |
| | | | | 8 (10) | Aiden Baldelli Monmouth [JR] | 10.68 | 8 | |

Heat 2

Wind: 0.4 m/s

| PL | ATHLETE | MARK | LN/P | | | | | |
|--------|--|-------|----------|--------|--|-------|---|--|
| 1 (4) | Joshua Duncan Army West Point [JR] | 10.50 | 2 6 (16) | 4 (12) | William Yurich Navy [SR] | 10.68 | 6 | |
| 2 (5) | Trey McGinnis Army West Point [JR] | 10.55 | 5 7 (20) | 5 (13) | Ricardo Lagares Jr. Cornell [SO] | 10.75 | 3 | |
| 3 (11) | Alex Kislenko Monmouth [JR] | 10.68 | 1 8 (37) | 6 (16) | Tyrese Golston Maryland-Eastern Shore [SR] | 10.78 | 7 | |
| | | | | 7 (20) | Jason Dejesus UMass Amherst [SO] | 10.89 | 4 | |
| | | | | 8 (37) | Mamadou Diallo Cornell [FR] | 11.55 | 8 | |

Heat 3

Wind: 1.6 m/s

| PL | ATHLETE | MARK | LN/F | | | | | |
|--------|---|-------|-------|--------|---|-------|---|--|
| 1 (15) | Zach Willen Columbia [JR] | 10.78 | 7 DNS | 4 (25) | Amari Burke Delaware State [FR] | 10.99 | 8 | |
| 2 (18) | Fabian France Navy [SR] | 10.86 | 4 DNS | 5 (33) | Jaquan Johnson Delaware State [FR] | 11.18 | 3 | |
| 3 (21) | Messai Maynor Delaware State [FR] | 10.92 | 6 DNS | 6 (30) | Jeffery Groth Colgate [JR] | | 2 | |
| | | | | 7 (30) | Jonah Johnson Navy [SR] | | 5 | |
| | | | | 8 (37) | Quentin Braithwaite Unattached [FR] | | 1 | |

Heat 4

Wind: 0.3 m/s

| PL | ATHLETE | MARK | LN/P | | | | | |
|--------|---|-------|----------|--------|--|-------|---|--|
| 1 (13) | Carson Edwards Penn [FR] | 10.75 | 5 6 (30) | 4 (23) | Trey Cummings Rider [FR] | 10.95 | 6 | |
| 2 (17) | John Catherman Princeton [SR] | 10.83 | 4 DNS | 5 (24) | Anikwe Duru Penn [SO] | 10.95 | 3 | |
| 3 (22) | James Burrus Monmouth [JR] | 10.93 | 1 DNS | 6 (30) | Niles Thony St. Peter's [FR] | 11.16 | 8 | |
| | | | | 7 (30) | Kwadjo Mensah Colgate [JR] | | 7 | |
| | | | | 8 (37) | Matthew Mazero Columbia [SR] | | 2 | |

Heat 5

Wind: 0.0 m/s

| PL | ATHLETE | MARK | LN/P | | | | | |
|--------|--|-------|----------|--------|--|-------|---|--|
| 1 (19) | Alex Veith Monmouth [SO] | 10.87 | 6 6 (34) | 4 (29) | Dylan Donegan Iona [SO] | 11.07 | 5 | |
| 2 (26) | Chase Marshall Monmouth [FR] | 11.01 | 3 7 (38) | 5 (31) | Judah Wright Maryland-Eastern Shore [SO] | 11.16 | 7 | |
| 3 (28) | Derrick Touba Iona [JR] | 11.04 | 4 FS | 6 (34) | Dominic Gale Maryland-Eastern Shore [FR] | 11.19 | 2 | |
| | | | | 7 (38) | Sid Karthodi Columbia [SO] | 13.29 | 8 | |
| | | | | 8 (37) | Jamal Joseph Stony Brook [FR] | | 1 | |

Heat 6

Wind: 1.8 m/s

| PL | ATHLETE | MARK | LN/P | | | | | |
|--------|-----------------------------------|-------|----------|--------|---|-------|---|--|
| 1 (27) | James Thompson NYU [SR] | 11.03 | 6 4 (36) | 2 (32) | Charles Garcia Stony Brook [FR] | 11.17 | 4 | |
| | | | | 3 (35) | Jeremy Burrell Rider [SR] | 11.20 | 7 | |
| | | | | 4 (36) | Dylan McIish UNA-Princeton | 11.38 | 3 | |
| | | | | DNS | Tyler Burch NYU [SO] | | 5 | |

Men's 200m

Final



Results

| PLACE | ATHLETE | RESULT | WIND | HEAT | LI | 5 | | | | | |
|-------|---|--------|---------|-------|----|---|--|-------|---------|-------|---|
| 1 | Joey Gant Princeton [SR] | 20.60 | 0.3 m/s | 1 (1) | 6 | | William Yurich Navy [SR] | 21.23 | 0.3 m/s | 1 (3) | 7 |
| 2 | Jackson Clarke Princeton [JR] | 20.70 | 0.3 m/s | 1 (2) | 5 | | Conor McFadden Navy [SO] | 21.23 | 0.3 m/s | 1 (4) | 4 |
| 3 | Simeon Adams Penn [FR] | 20.80 | 0.8 m/s | 2 (1) | 6 | | Tyrese Golston Maryland-Eastern Shore [SR] | 21.37 | 0.8 m/s | 2 (3) | 8 |
| 4 | Charles Sexton Princeton [SO] | 20.93 | 0.8 m/s | 2 (2) | 7 | | Aiden Baldelli Monmouth [JR] | 21.40 | 0.8 m/s | 2 (4) | 5 |
| | | | | | 8 | | Panashe Nhenga Cornell [SO] | 21.69 | 0.3 m/s | 1 (5) | 3 |

Heat-by-Heat




Heat 1

Wind: 0.3 m/s

| PL | ATHLETE | MARK | LN/P | | | |
|-------|--|--------------|---------|---|-----------------------|----------------|
| | | | 2 (2) |  | Jackson Clarke | 20.70 5 |
| | | | 3 (5) |  | William Yurich | 21.23 7 |
| 1 (1) |  Joey Gant Princeton [SR] | 20.60 | 6 4 (6) |  | Conor McFadden | 21.23 4 |
| | | | 5 (9) |  | Panashe Nhenga | 21.69 3 |

Heat 2











Wind: 0.8 m/s

| PL | ATHLETE | MARK | LN/P | | | |
|-------|--|--------------|---------|---|-----------------------|----------------|
| | | | 2 (4) |  | Charles Sexton | 20.93 7 |
| | | | 3 (7) |  | Tyrese Golston | 21.37 8 |
| 1 (3) |  Simeon Adams Penn [FR] | 20.80 | 6 4 (8) |  | Aiden Baldelli | 21.40 5 |

Men's 200m

Final

Results

| PLACE | ATHLETE | RESULT | WIND | HEAT | LN/P | | | | |
|-------|--|------------------------|---------|-------|------|---|------------------------|--------------|-----------------|
| 1 |  Joshua Duncan Army West Point [JR] | 21.04 | 0.2 m/s | 1 (1) | 5 |  | Jamal Joseph | 22.08 | 1.9 m/s 3 (4) 2 |
| 2 |  Godot Gaskins UMass Amherst [SR] | 21.29 | 0.2 m/s | 1 (2) | 4 |  | Trey Cummings | 22.08 | 1.1 m/s 4 (3) 3 |
| 3 |  Max Comfere Columbia [SR] | 21.35 21.348 | 0.2 m/s | 1 (3) | 8 |  | Andrew Geiser | 22.09 | 0.0 m/s 5 (5) 7 |
| 4 |  Haydn Brotschi Columbia [SR] | 21.35 21.350 | 0.2 m/s | 2 (1) | 6 |  | James Milgie | 22.21 | 1.9 m/s 3 (5) 7 |
| 5 |  William Bright Princeton [FR] | 21.56 | 0.0 m/s | 5 (1) | 5 |  | Judah Wright | 23.14 | 0.0 m/s 5 (6) 3 |
| 6 |  Carson Edwards Penn [FR] | 21.57 | 0.2 m/s | 2 (2) | 3 |  | Dylan McIsh | 23.22 | 0.0 m/s 5 (7) 2 |
| 7 |  Owen Lang Army West Point [SO] | 21.69 | 0.2 m/s | 1 (4) | 3 |  | Trey McGinnis | | 1 7 |
| 8 |  Nathan Looney UMass Amherst [FR] | 21.77 | 0.0 m/s | 5 (2) | 4 |  | Ryan Swinea | | 4 2 |
| 9 |  Ricardo Lagares Jr. Cornell [SO] | 21.79 | 0.2 m/s | 2 (3) | 7 |  | Jaxon Hammond | | 1 6 |
| 10 |  Asa Marsh Princeton [FR] | 21.80 | 1.1 m/s | 4 (1) | 6 |  | Levi Ferrell | | 3 4 |
| 11 |  Garrett Brennan Cornell [FR] | 21.84 | 1.9 m/s | 3 (1) | 3 |  | Leo Francis | | 2 8 |
| 12 |  Cameron Washington Iona [JR] | 21.85 | 1.9 m/s | 3 (2) | 5 |  | Jason Dejesus | | 4 4 |
| 13 |  Cassian Holland-Moritz NJIT [FR] | 21.92 | 1.9 m/s | 3 (3) | 8 |  | Mamadou Diallo | | 4 5 |
| 14 |  Pietro Carpentari NJIT [SO] | 21.96 | 1.1 m/s | 4 (2) | 7 |  | William Freeman | | 3 6 |
| 15 |  Dominic Gale Maryland-Eastern Shore [FR] | 22.04 | 0.0 m/s | 5 (3) | 6 |  | Tyler Passmore | | 4 8 |
| 16 |  Owen Hoag Army West Point [JR] | 22.07 | 0.0 m/s | 5 (4) | 8 |  | Simon Alexander | | 2 5 |
| | | | | | |  | Sid Karthodi | | 2 4 |

Heat-by-Heat






Heat 1

Wind: 0.2 m/s

| PL | ATHLETE | MARK | LN/PC | | | |
|-------|--|--------------|-------|---|----------------------|----------------|
| | | | 3 (3) |  | Max Comfere | 21.35 8 |
| | | | 4 (7) |  | Owen Lang | 21.69 3 |
| 1 (1) |  Joshua Duncan Army West Point [JR] | 21.04 | 5 DNF |  | Trey McGinnis | 7 |
| 2 (2) |  Godot Gaskins UMass Amherst [SR] | 21.29 | 4 FS |  | Jaxon Hammond | 6 |

Heat 2

Wind: 0.2 m/s

| PL | ATHLETE | MARK | LN/P | | | |
|-------|--|--------------|-------|---|----------------------------|----------------|
| | | | 3 (9) |  | Ricardo Lagares Jr. | 21.79 7 |
| | | | DNS |  | Leo Francis | 8 |
| 1 (4) |  Haydn Brotschi Columbia [SR] | 21.35 | 6 DNS |  | Simon Alexander | 5 |
| 2 (6) |  Carson Edwards Penn [FR] | 21.57 | 3 DNS |  | Sid Karthodi | 4 |





Heat 3



Wind: 1.9 m/s

| PL | ATHLETE | MARK | LN/P | | | |
|--------|--|--------------|----------|---|-------------------------------|----------------|
| | | | 3 (13) |  | Cassian Holland-Moritz | 21.92 8 |
| | | | 4 (17) |  | Jamal Joseph | 22.08 2 |
| 1 (11) |  Garrett Brennan Cornell [FR] | 21.84 | 3 5 (20) |  | James Milgie | 22.21 7 |
| 2 (12) |  Cameron Washington Iona [JR] | 21.85 | 5 DNS |  | Levi Ferrell | 4 |
| | | | DNS |  | William Freeman | 6 |

Heat 4

Wind: 1.1 m/s

| PL | ATHLETE | MARK | LN/PC | | | |
|--------|--|--------------|--------|---|--------------------------|----------------|
| | | | 2 (14) |  | Pietro Carpentari | 21.96 7 |
| | | | 3 (18) |  | Trey Cummings | 22.08 3 |
| 1 (10) |  Asa Marsh Princeton [FR] | 21.80 | 6 DNF |  | Ryan Swinea | 2 |

DNS  **Jason Dejesus** UMass Amherst [SO] 4 DNS  **Tyler Passmore** NJIT [FR] 8










































DNS  **Mamadou Diallo** Cornell [FR] 5

| Heat 5 | | 3 (15) | |  Dominic Gale Maryland-Eastern Shore [FR] 22.04 6 | |
|---------------|---|--------------|----------|--|----------------|
| Wind: 0.0 m/s | | 4 (16) | |  Owen Hoag Army West Point [JR] 22.07 8 | |
| PL | ATHLETE | MARK | LN/P | | |
| 1 (5) |  William Bright Princeton [FR] | 21.56 | 5 5 (19) |  Andrew Geiser Villanova [FR] | 22.09 7 |
| 2 (8) |  Nathan Looney UMass Amherst [FR] | 21.77 | 4 6 (21) |  Judah Wright Maryland-Eastern Shore [SO] | 23.14 3 |
| | | | 7 (22) |  Dylan McIish UNA-Princeton | 23.22 2 |

Men's 400m

Final

Results




| PLACE | ATHLETE | RESULT | HEAT | LN/POS | | | |
|-------|--|------------------------|-------|--------|-----|---|--------------------------------|
| 1 |  Haydn Brotschi Columbia [SR] | 46.05 | 1 (1) | 5 | 21 |  Luke Rakowitz Villanova [SR] | 49.38 4 (4) 7 |
| 2 |  Godot Gaskins UMass Amherst [SR] | 46.96 | 1 (2) | 7 | 22 |  Noah Mulligan UMass Amherst [FR] | 49.42 3 (5) 8 |
| 3 |  Xavier Donaldson Princeton [JR] | 47.15 | 1 (3) | 3 | 23 |  Gianluca Bianchi Princeton [JR] | 49.48 4 (5) 1 |
| 4 |  Ryan Matulonis Penn [JR] | 47.35 | 1 (4) | 4 | 24 |  Trezure Trader Maryland-Eastern Shore [FR] | 49.50 5 (1) 6 49.498 |
| 5 |  David Davitt Penn [SO] | 47.56 | 1 (5) | 2 | 24 |  Alec Jackson Penn [SR] | 49.50 3 (6) 5 49.498 |
| 6 |  Aiden Baldelli Monmouth [JR] | 47.88 | 2 (1) | 5 | 26 |  Adam Kaufman Cornell [FR] | 49.65 4 (6) 2 |
| 7 |  Conor McFadden Navy [SO] | 47.93 | 1 (6) | 1 | 27 |  Neil Chowdhury Cornell [JR] | 49.71 4 (7) 5 |
| 8 |  Isa Hitchens Princeton [JR] | 47.97 | 2 (2) | 3 | 28 |  Asa Marsh Princeton [FR] | 49.76 4 (8) 3 |
| 9 |  Favour Owolabi St. Peter's [FR] | 48.01 | 2 (3) | 8 | 29 |  Elisha Bugasch NJIT [JR] | 49.80 5 (2) 3 |
| 10 |  Owen Hoag Army West Point [JR] | 48.44 | 3 (1) | 7 | 30 |  Jonah Sydney Delaware State [FR] | 50.37 5 (3) 8 |
| 11 |  Caden Cutchall Columbia [SO] | 48.84 | 2 (4) | 4 | 31 |  Marcus Chu Colgate [SO] | 50.52 6 (1) 5 |
| 12 |  Ajani Peck-Wekunda St. Peter's [SO] | 48.87 | 4 (1) | 4 | 32 |  Jaeden Henry NJIT [FR] | 50.56 5 (4) 5 |
| 13 |  Simon Alexander Navy [JR] | 49.03 | 2 (5) | 7 | 33 |  Nate Frederick Monmouth [JR] | 50.74 6 (2) 7 50.731 |
| 14 |  Seamus Finn Cornell [SO] | 49.05 | 3 (2) | 1 | 34 |  Austin Rios-Colon Columbia [SR] | 50.74 5 (5) 4 50.732 |
| 15 |  Matthew Griffin Villanova [JR] | 49.06 | 4 (2) | 6 | 35 |  Tyler Tisinger Cornell [JR] | 50.85 6 (3) 6 |
| 16 |  Derajah Hardy Navy [FR] | 49.11 | 4 (3) | 8 | 36 |  Levi Ferrell Army West Point [SO] | 51.52 3 (7) 6 |
| 17 |  Matthew Richman Rider [JR] | 49.19 49.184 | 3 (3) | 2 | 37 |  David Edward-Etafo Maryland-Eastern Shore [FR] | 54.28 5 (6) 7 |
| 18 |  Keith Jenerette Delaware State [FR] | 49.19 49.190 | 2 (6) | 1 | DNF |  William Freeman Monmouth [JR] | 2 6 |
| 19 |  Mark Sten UMass Amherst [JR] | 49.20 | 3 (4) | 3 | DNF |  Nathan Kent Navy [SR] | 1 6 |
| 20 |  Michael Mazero Cornell [SR] | 49.21 | 2 (7) | 2 | DNS |  Kamoi Tracey Maryland-Eastern Shore [FR] | 3 4 |
| | | | | | DNS |  Carter Fitzgerald Penn State [JR] | 1 8 |

Heat-by-Heat


Heat 1













| PL | ATHLETE | MARK | LN/POS |
|-------|---|--------------|--------|
| 1 (1) |  Haydn Brotschi Columbia [SR] | 46.05 | 5 |
| 2 (2) |  Godot Gaskins UMass Amherst [SR] | 46.96 | 7 |
| 3 (3) |  Xavier Donaldson Princeton [JR] | 47.15 | 3 |

Heat 2

| PL | ATHLETE | MARK | LN/POS |
|-------|--|--------------|--------|
| 1 (6) |  Aiden Baldelli Monmouth [JR] | 47.88 | 5 |
| 2 (8) |  Isa Hitchens Princeton [JR] | 47.97 | 3 |
| 3 (9) |  Favour Owolabi St. Peter's [FR] | 48.01 | 8 |

Heat 3

| PL | ATHLETE | MARK | LN/POS |
|--------|---|--------------|--------|
| 1 (10) |  Owen Hoag Army West Point [JR] | 48.44 | 7 |

| | | | |
|--------|--|--------------|---|
| 4 (4) |  Ryan Matulonis Penn [JR] | 47.35 | 4 |
| 5 (5) |  David Davitt Penn [SO] | 47.56 | 2 |
| 6 (7) |  Conor McFadden Navy [SO] | 47.93 | 1 |
| DNF |  Nathan Kent Navy [SR] | | 6 |
| DNS |  Carter Fitzgerald Penn State [JR] | | 8 |
| 4 (11) |  Caden Cutchall Columbia [SO] | 48.84 | 4 |
| 5 (13) |  Simon Alexander Navy [JR] | 49.03 | 7 |
| 6 (18) |  Keith Jenerette Delaware State [FR] | 49.19 | 1 |
| 7 (20) |  Michael Mazero Cornell [SR] | 49.21 | 2 |
| DNF |  William Freeman Monmouth [JR] | | 6 |
| 2 (14) |  Seamus Finn Cornell [SO] | 49.05 | 1 |
| 3 (17) |  Matthew Richman Rider [JR] | 49.19 | 2 |

| | | | | |
|-----------|--|--|--------------|---|
| 4 (19) | | Mark Sten UMass Amherst [JR] | 49.20 | 3 |
| 5 (22) | | Noah Mulligan UMass Amherst [FR] | 49.42 | 8 |

Heat 4

| PL | ATHLETE | MARK | LN/POS |
|--------|---|--------------|--------|
| 1 (12) | Ajani Peck-Wekunda St. Peter's [SO] | 48.87 | 4 |
| 2 (15) | Matthew Griffin Villanova [JR] | 49.06 | 6 |
| 3 (16) | Derajah Hardy Navy [FR] | 49.11 | 8 |

Heat 5

| PL | ATHLETE | MARK | LN/POS |
|--------|--|--------------|--------|
| 1 (24) | Trezure Trader Maryland-Eastern Shore [FR] | 49.50 | 6 |
| 2 (29) | Elisha Bugasch NJIT [JR] | 49.80 | 3 |

Heat 6

| PL | ATHLETE | MARK | LN/POS |
|--------|-----------------------------------|--------------|--------|
| 1 (31) | Marcus Chu Colgate [SO] | 50.52 | 5 |

| | | | |
|-----------|----------------------------------|--------------|---|
| 6 (24) | Alec Jackson Penn [SR] | 49.50 | 5 |
|-----------|----------------------------------|--------------|---|

| | | | |
|-----------|---|--------------|---|
| 7 (36) | Levi Ferrell Army West Point [SO] | 51.52 | 6 |
|-----------|---|--------------|---|

| | | | |
|-----|--|--|---|
| DNS | Kamoi Tracey Maryland-Eastern Shore [FR] | | 4 |
|-----|--|--|---|

| | | | |
|--------|--|--------------|---|
| 4 (21) | Luke Rakowitz Villanova [SR] | 49.38 | 7 |
|--------|--|--------------|---|

| | | | |
|--------|---|--------------|---|
| 5 (23) | Gianluca Bianchi Princeton [JR] | 49.48 | 1 |
|--------|---|--------------|---|

| | | | |
|--------|-------------------------------------|--------------|---|
| 6 (26) | Adam Kaufman Cornell [FR] | 49.65 | 2 |
|--------|-------------------------------------|--------------|---|

| | | | |
|--------|---------------------------------------|--------------|---|
| 7 (27) | Neil Chowdhury Cornell [JR] | 49.71 | 5 |
|--------|---------------------------------------|--------------|---|

| | | | |
|--------|------------------------------------|--------------|---|
| 8 (28) | Asa Marsh Princeton [FR] | 49.76 | 3 |
|--------|------------------------------------|--------------|---|

| | | | |
|--------|--|--------------|---|
| 3 (30) | Jonah Sydney Delaware State [FR] | 50.37 | 8 |
|--------|--|--------------|---|

| | | | |
|--------|----------------------------------|--------------|---|
| 4 (32) | Jaeden Henry NJIT [FR] | 50.56 | 5 |
|--------|----------------------------------|--------------|---|

| | | | |
|--------|---|--------------|---|
| 5 (34) | Austin Rios-Colon Columbia [SR] | 50.74 | 4 |
|--------|---|--------------|---|

| | | | |
|--------|--|--------------|---|
| 6 (37) | David Edward-Etafo Maryland-Eastern Shore [FR] | 54.28 | 7 |
|--------|--|--------------|---|

| | | | |
|--------|--|--------------|---|
| 2 (33) | Nate Frederick Monmouth [JR] | 50.74 | 7 |
|--------|--|--------------|---|

| | | | |
|--------|---------------------------------------|--------------|---|
| 3 (35) | Tyler Tisinger Cornell [JR] | 50.85 | 6 |
|--------|---------------------------------------|--------------|---|

Men's 800m

Final

Results

| PLACE | ATHLETE | RESULT | 400 | 800 | 20 | | | | | | |
|-------|--|----------------|--------|-----------|----|---|--|--------|-----------|----|--|
| 1 | Jack Kemling Army West Point [FR] | 1:53.02 | 55.62 | 1:53.02 | 4 | Justin Hom Navy [SO] | 1:55.74 | 55.46 | 1:55.74 | 7 | |
| | | | | 57.40 | | | | | 1:00.29 | | |
| | | | PI: 3 | PI: 1 2 | | | | PI: 3 | PI: 11 -8 | | |
| 2 | Ralph Brown Columbia [SO] | 1:53.57 | 55.83 | 1:53.57 | 7 | Daniel Barton Maryland-Eastern Shore [JR] | 1:55.79 | 55.28 | 1:55.79 | 6 | |
| | | | | 57.75 | | | | | 1:00.51 | | |
| | | | PI: 5 | PI: 2 3 | | | | PI: 1 | PI: 9 -8 | | |
| 3 | Walesky Nowak Stony Brook [SO] | 1:53.91 | 55.65 | 1:53.91 | 6 | Lukas Malek Columbia [FR] | 1:56.03 | 56.65 | 1:56.03 | 1 | |
| | | | | 58.27 | | | | | 59.39 | | |
| | | | PI: 5 | PI: 1 4 | | | | PI: 12 | PI: 10 2 | | |
| 4 | Tyler Medeiros UMass Amherst [SO] | 1:53.93 | 56.17 | 1:53.93 | 11 | Tyler Robinson Colgate [SO] | 1:56.46 | 56.68 | 1:56.46 | 9 | |
| | | | | 57.77 | | | | | 59.78 | | |
| | | | PI: 8 | PI: 3 5 | | | | PI: 13 | PI: 11 2 | | |
| 5 | Jaden Medrano Stony Brook [FR] | 1:53.97 | 55.43 | 1:53.97 | 2 | Will Portman Rider [FR] | 1:56.57 | 55.80 | 1:56.57 | 3 | |
| | | 1:53.965 | | 58.55 | | | | | 1:00.77 | | |
| | | | PI: 2 | PI: 4 -2 | | | | PI: 4 | PI: 12 -8 | | |
| 6 | Alec Carew UMass Amherst [SO] | 1:53.97 | 56.15 | 1:53.97 | 14 | Michael Amaker St. Peter's [SR] | 1:56.87 | 55.94 | 1:56.87 | 13 | |
| | | 1:53.967 | | 57.82 | | | | | 1:00.93 | | |
| | | | PI: 7 | PI: 2 5 | | | | PI: 6 | PI: 13 -7 | | |
| 7 | Thomas Arender Princeton [SO] | 1:54.20 | 55.60 | 1:54.20 | 4 | John 'Jack' Gabrielle Colgate [JR] | 1:57.24 | 56.91 | 1:57.24 | 2 | |
| | | | | 58.60 | | | | | 1:00.33 | | |
| | | | PI: 4 | PI: 3 1 | | | | PI: 2 | PI: 2 | | |
| 8 | Finn Kosich Colgate [JR] | 1:54.24 | 56.09 | 1:54.24 | 5 | Billy Clewell Rutgers [SR] | 1:57.66 | 57.66 | 1:57.66 | 1 | |
| | | | | 58.15 | | | | | 1:00.01 | | |
| | | | PI: 7 | PI: 5 2 | | | | PI: 7 | PI: 3 4 | | |
| 9 | Ian Smith Rider [SR] | 1:54.25 | 56.56 | 1:54.25 | 8 | Diego Reyes NJIT [FR] | 1:57.79 | 56.70 | 1:57.79 | 11 | |
| | | | | 57.69 | | | | | 1:01.09 | | |
| | | | PI: 12 | PI: 4 8 | | | | PI: 13 | PI: 12 1 | | |
| 10 | Kailas Ciatto UMass Amherst [SO] | 1:54.39 | 56.34 | 1:54.39 | 8 | Lukas Paunovic Manhattan [FR] | 1:58.08 | 57.83 | 1:58.08 | 7 | |
| | | | | 58.06 | | | | | 1:00.26 | | |
| | | | PI: 10 | PI: 6 4 | | | | PI: 8 | PI: 4 4 | | |
| 11 | Judah Garcia Phillips NJIT [FR] | 1:54.58 | 56.46 | 1:54.58 | 13 | Davin Duffy NJIT [FR] | 1:58.33 | 57.85 | 1:58.33 | 12 | |
| | | | | 58.13 | | | | | 1:00.48 | | |
| | | | PI: 11 | PI: 5 6 | | | | PI: 9 | PI: 5 4 | | |
| 12 | Da'Shawn Keller Delaware State [JR] | 1:54.59 | 55.44 | 1:54.59 | 2 | Rohan Moore Monmouth [FR] | 1:58.76 | 58.09 | 1:58.76 | 6 | |
| | | | | 59.16 | | | | | 1:00.68 | | |
| | | | PI: 2 | PI: 6 -4 | | | | PI: 10 | PI: 6 4 | | |
| 13 | Henry Gaylord Colgate [FR] | 1:54.93 | 56.26 | 1:54.93 | 12 | Ben Pizarro Columbia [FR] | 1:59.13 | 58.68 | 1:59.13 | 9 | |
| | | | | 58.68 | | | | | 1:00.45 | | |
| | | | PI: 9 | PI: 7 2 | | | | PI: 11 | PI: 7 4 | | |
| 14 | Kyle Gordon Maryland-Eastern Shore [FR] | 1:55.18 | 56.04 | 1:55.18 | 9 | Conor Brand Monmouth [FR] | 1:59.22 | 57.44 | 1:59.22 | 8 | |
| | | | | 59.14 | | | | | 1:01.79 | | |
| | | | PI: 6 | PI: 8 -2 | | | | PI: 6 | PI: 8 -2 | | |
| 15 | Alexander Niemiec Princeton [SO] | 1:55.20 | 56.46 | 1:55.20 | 3 | Moustafa Abdelaal NJIT [FR] | 1:59.51 | 55.79 | 1:59.51 | 11 | |
| | | | | 58.75 | | | | | 1:03.72 | | |
| | | | PI: 10 | PI: 9 1 | | | | PI: 1 | PI: 9 -8 | | |
| 16 | Siyabonga Mbatha Maryland-Eastern Shore [JR] | 1:55.36 | 56.22 | 1:55.36 | 10 | Colby Micheels Manhattan [JR] | 1:59.78 | 57.18 | 1:59.78 | 10 | |
| | | | | 59.15 | | | | | 1:02.61 | | |
| | | | PI: 8 | PI: 10 -2 | | | | PI: 4 | PI: 10 -6 | | |
| 17 | Jackson Downin Columbia [FR] | 1:55.38 | 56.30 | 1:55.38 | 10 | Vijay Krishnamoorthi Princeton [SR] | 2:00.07 | 57.34 | 2:00.07 | 4 | |
| | | | | 59.08 | | | | | 1:02.73 | | |
| | | | PI: 9 | PI: 7 2 | | | | PI: 5 | PI: 11 -6 | | |
| 18 | Fidelis Osunkwo Maryland-Eastern Shore [SO] | 1:55.41 | 56.98 | 1:55.41 | 3 | DNF | James Estafanous NJIT [JR] | | | 5 | |
| | | | | 58.44 | | | | | | | |
| | | | PI: 3 | PI: 1 2 | | DNF | Kyle Rakitis Rutgers [JR] | 55.24 | | 1 | |
| | | | | | | | | | | | |
| 19 | Ryan Johnson Cornell [SR] | 1:55.72 | 56.43 | 1:55.72 | 12 | DNF | David Martin Maryland-Eastern Shore [SR] | | | 5 | |
| | | | | 59.30 | | | | | | | |
| | | | PI: 11 | PI: 8 3 | | | | PI: 1 | | | |

Men's 800m

Final

Results

| PLACE | ATHLETE | RESULT | 400 | 800 | 1600 | 3200 | 6400 | 12800 | 25600 | 51200 | 102400 |
|-------|---------------------------------------|---------------------|-------|------------------|------|--|---------|-------|--------------------|--------|--------|
| 1 | Connor McCormick Princeton [SR] | 1:47.91 | 53.02 | 1:47.91 54.89 | 1 | Matthew Quispe Navy [SO] | 1:51.61 | 53.89 | 1:51.61 57.72 | 4 (6) | 1 |
| 2 | Kasen Jeitz Army West Point [SR] | 1:47.95 | 52.46 | 1:47.95 55.49 | 1 | Rasmus Jaeger Manhattan [SO] | 1:51.85 | 54.40 | 1:51.85 57.46 | 5 (3) | 5 |
| 3 | Ammon Smith Army West Point [JR] | 1:48.27 | 52.81 | 1:48.27 55.46 | 1 | Justin Gottlieb Columbia [JR] | 1:51.89 | 54.26 | 1:51.89 57.63 | 2 (8) | 1 |
| 4 | Kaleb Nastari Penn State [SO] | 1:48.37 | 52.89 | 1:48.37 55.48 | 1 | Edgar Thielens Cornell [FR] | 1:51.92 | 55.16 | 1:51.92 56.76 | 3 (4) | 7 |
| 5 | Carter Fitzgerald Penn State [JR] | 1:48.47 | 52.68 | 1:48.47 55.80 | 1 | Liam Going Penn [SR] | 1:51.92 | 54.32 | 1:51.92 57.61 | 3 (5) | 1 |
| 6 | Vinay Raman Penn [FR] | 1:48.55 | 52.87 | 1:48.55 55.69 | 1 | Robert Poplau Rutgers [SO] | 1:51.99 | 52.81 | 1:51.99 59.18 | 4 (7) | 3 |
| 7 | Benjamin Markham Penn [SO] | 1:48.99 | 53.20 | 1:48.99 55.80 | 2 | Andres Acosta Mondriquez Stony Brook [FR] | 1:52.06 | 53.99 | 1:52.06 58.07 | 4 (8) | 10 |
| 8 | Todd Worth Army West Point [FR] | 1:49.24 | 52.82 | 1:49.24 56.42 | 2 | Destiny Emuze Maryland-Eastern Shore [SR] | 1:52.12 | 54.98 | 1:52.12 57.14 | 5 (4) | 1 |
| 9 | Tyler Tisinger Cornell [JR] | 1:49.32 | 53.83 | 1:49.32 55.50 | 2 | Patrick Coyle Rutgers [SO] | 1:52.30 | 54.03 | 1:52.30 58.27 | 2 (9) | 9 |
| 10 | Jack Musgrave Army West Point [SO] | 1:49.71 | 53.25 | 1:49.71 56.47 | 4 | William Ditre Navy [FR] | 1:52.44 | 54.61 | 1:52.44 57.84 | 5 (5) | 4 |
| 11 | Ian Cain Delaware State [SO] | 1:49.92 | 54.49 | 1:49.92 55.43 | 2 | Marc Dabby Columbia [JR] | 1:52.83 | 55.34 | 1:52.83 57.50 | 5 (6) | 8 |
| 12 | Graham Stedfast UMass Lowell [SR] | 1:50.37 | 54.09 | 1:50.37 56.28 | 2 | Ryan Beegle Villanova [JR] | 1:52.95 | 54.84 | 1:52.95 58.11 | 5 (7) | 10 |
| 13 | Collin Boler Princeton [JR] | 1:50.43 | 55.43 | 1:50.43 55.00 | 1 | Finn Boyle Cornell [SR] | 1:53.08 | 55.39 | 1:53.08 57.69 | 3 (6) | 5 |
| 14 | Ryan Du Plessis Navy [FR] | 1:50.55 | 53.46 | 1:50.55 57.09 | 4 | Julian Aske NYU [SO] | 1:53.21 | 56.05 | 1:53.21 57.16 | 3 (7) | 2 |
| 15 | Ryan Bourke Bryant [JR] | 1:50.75 | 53.86 | 1:50.75 56.90 | 3 | Austin Rios-Colon Columbia [SR] | 1:53.55 | 54.96 | 1:53.55 58.60 | 5 (8) | 9 |
| 16 | Tsedeke Jakovics Princeton [FR] | 1:50.95 1:50.941 | 53.87 | 1:50.95 57.08 | 4 | Benjamin Marks Navy [FR] | 1:53.58 | 54.18 | 1:53.58 59.40 | 5 (9) | 6 |
| 17 | Jackson Smith Penn State [SO] | 1:50.95 1:50.946 | 54.42 | 1:50.95 56.53 | 5 | Caleb Price Navy [FR] | 1:53.84 | 53.65 | 1:53.84 1:00.19 | 4 (9) | 4 |
| 18 | Nicolas Pizarro Penn [SR] | 1:51.04 | 53.48 | 1:51.04 57.56 | 2 | Tate Frost Navy [JR] | 1:54.44 | 53.03 | 1:54.44 1:01.41 | 4 (10) | 8 |
| 19 | Nicholas Hayden Columbia [JR] | 1:51.31 | 54.57 | 1:51.31 56.75 | 3 | Elijah Schechter Cornell [SR] | 1:54.47 | 54.01 | 1:54.47 1:00.47 | 5 (10) | 7 |
| 20 | Michael Card Monmouth [FR] | 1:51.33 | 53.66 | 1:51.33 57.68 | 4 | Brian Yeager St. Peter's [FR] | 1:54.64 | 54.99 | 1:54.64 59.65 | 3 (8) | 3 |
| 21 | Weston Brown Princeton [JR] | 1:51.36 | 53.75 | 1:51.36 57.61 | 2 | Gabriel Rodriguez Rutgers [JR] | 1:58.34 | 56.12 | 1:58.34 1:02.23 | 3 (9) | 4 |
| 22 | Aidan Eberhardt Navy [JR] | 1:51.54 | 54.08 | 1:51.54 57.46 | 3 | Niko Schultz Penn State [SR] | | 52.13 | - | 1 | 4 |
| 23 | Ryan Lang NJIT [FR] | 1:51.55 | 53.38 | 1:51.55 58.18 | 4 | Owen Coughlin Unattached [FR] | | 54.39 | - | 4 | 2 |
| 24 | Matthew Brodsky Stony Brook [FR] | 1:51.57 | 54.62 | 1:51.57 56.96 | 5 | Karl Dietz Princeton [SO] | | 52.58 | - | 2 | 10 |
| | | | Pl: 6 | Pl: DNS | | Daniel Wilson NJIT [SO] | | | | 5 | 11 |

Heat-by-Heat

Heat 1

| PL | ATHLETE | MARK | LN/POS |
|-------|-------------------------------------|---------|--------|
| 1 (1) | Connor McCormick Princeton [SR] | 1:47.91 | 6 |
| 2 (2) | Kasen Jeitz Army West Point [SR] | 1:47.95 | 3 |
| 3 (3) | Ammon Smith Army West Point [JR] | 1:48.27 | 7 |

| | | | |
|--------|--------------------------------------|---------|---|
| 4 (4) | Kaleb Nastari Penn State [SO] | 1:48.37 | 5 |
| 5 (5) | Carter Fitzgerald Penn State [JR] | 1:48.47 | 2 |
| 6 (6) | Vinay Raman Penn [FR] | 1:48.55 | 1 |
| 7 (13) | Collin Boler Princeton [JR] | 1:50.43 | 8 |
| DNF | Niko Schultz Penn State [SR] | | 4 |

| | | | | | | | | | | | | | |
|----|---|---------|----------------------|------------------------------|----------------------------|--|---------|----------------------|------------------------------|------------------------------|------------------------------|--------|----|
| 24 | Kyle Rakitis Rutgers [JR] | 3:49.99 | 44.16 - Pl: 2 | 1:46.56 1:02.40 Pl: 2 | 42:49.9 1:03.3 Pl: 8 | Finneas Colescott Columbia [JR] | 3:55.66 | 47.55 - Pl: 12 | 1:50.42 1:02.88 Pl: 9 | 2:53.45 1:03.03 Pl: 8 | 3:55.66 1:02.21 Pl: 9 | 4 (9) | 1 |
| 25 | Edward Blaha Columbia [SR] | 3:50.32 | 46.71 - Pl: 3 | 1:49.59 1:02.89 Pl: 3 | 42:50.7 1:01.1 Pl: 1 | Siyabonga Mbatha Maryland-Eastern Shore [JR] | 3:56.58 | 44.95 - Pl: 1 | 1:48.61 1:03.66 Pl: 2 | 2:51.83 1:03.23 Pl: 7 | 3:56.58 1:04.76 Pl: 11 | 3 (11) | 10 |
| 26 | Brian Gent Penn [JR] | 3:50.57 | 46.37 - Pl: 12 | 1:49.60 1:03.23 Pl: 13 | 43:51.8 1:02.2 Pl: 9 | Jackson Hefty Navy [FR] | 3:56.88 | 47.39 - Pl: 11 | 1:51.23 1:03.85 Pl: 13 | 2:55.12 1:03.90 Pl: 12 | 3:56.88 1:01.76 Pl: 10 | 4 (10) | 12 |
| 27 | Ben Bergey Columbia [JR] | 3:50.64 | 45.91 - Pl: 13 | 1:46.08 1:00.17 Pl: 11 | 42:48.3 1:02.2 Pl: 7 | James Mcleay Princeton [FR] | 3:57.44 | 44.63 - Pl: 4 | 1:45.67 1:01.05 Pl: 8 | 2:49.56 1:03.89 Pl: 12 | 3:57.44 1:07.89 Pl: 12 | 1 (12) | 13 |
| 28 | James Partlow Navy [SO] | 3:50.90 | 45.21 - Pl: 2 | 1:48.60 1:03.40 Pl: 1 | 42:50.9 1:02.3 Pl: 1 | Carter Flowers Unattached | 3:57.99 | 47.11 - Pl: 6 | 2:54.03 2:06.93 Pl: 15 | 3:57.99 1:03.96 Pl: 14 | | 4 (11) | 10 |
| 29 | Luke Bowsby Navy [FR] | 3:51.12 | 45.12 - Pl: 11 | 1:47.46 1:02.34 Pl: 10 | 42:49.8 1:02.3 Pl: 7 | Ethan Green Stony Brook [SO] | 3:57.99 | 46.05 - Pl: 8 | 1:49.48 1:03.44 Pl: 12 | 2:52.78 1:03.30 Pl: 12 | 3:57.99 1:05.22 Pl: 12 | 3 (12) | 8 |
| 30 | Daniel Cova Unattached | 3:51.35 | 45.20 - Pl: 12 | 1:47.94 1:02.75 Pl: 12 | 42:50.0 1:02.1 Pl: 9 | Nicholas Larson Colgate [JR] | 3:58.12 | 47.18 - Pl: 8 | 1:51.44 1:04.27 Pl: 14 | 2:54.24 1:02.80 Pl: 10 | 3:58.12 1:03.89 Pl: 11 | 4 (12) | 8 |
| 31 | Louis Small Syracuse [JR] | 3:51.60 | 46.82 - Pl: 4 | 1:49.99 1:03.18 Pl: 6 | 42:51.0 1:01.0 Pl: 2 | James Cruse UMass Lowell [FR] | 3:58.59 | 45.32 - Pl: 13 | 1:48.27 1:02.95 Pl: 13 | 2:53.20 1:04.93 Pl: 12 | 3:58.59 1:05.40 Pl: 12 | 2 (12) | 9 |
| 32 | Matthew Bogdan Villanova [JR] | 3:51.98 | 46.36 - Pl: 11 | 1:49.42 1:03.06 Pl: 11 | 42:51.8 1:02.4 Pl: 8 | Noah Guerrero Navy [FR] | 3:58.67 | 47.75 - Pl: 15 | 1:50.55 1:02.81 Pl: 11 | 2:53.78 1:03.23 Pl: 9 | 3:58.67 1:04.90 Pl: 12 | 4 (13) | 4 |
| 33 | Caiden Leen Penn State [JR] | 3:52.29 | 46.54 - Pl: 2 | 1:49.86 1:03.33 Pl: 5 | 52:51.2 1:01.4 Pl: 4 | Tyler Medeiros UMass Amherst [SO] | 4:00.27 | 46.00 - Pl: 7 | 1:48.96 1:02.97 Pl: 6 | 2:52.81 1:03.85 Pl: 13 | 4:00.27 1:07.47 Pl: 13 | 3 (13) | 11 |
| 34 | Thomas Arender Princeton [SO] | 3:52.85 | 47.62 - Pl: 13 | 1:50.87 1:03.25 Pl: 12 | 52:51.7 1:00.8 Pl: 7 | Kailas Ciatto UMass Amherst [SO] | 4:01.63 | 47.34 - Pl: 10 | 1:50.51 1:03.18 Pl: 10 | 2:55.39 1:04.88 Pl: 13 | 4:01.63 1:06.24 Pl: 13 | 4 (14) | 13 |
| 35 | Zackery Poekert Navy [JR] | 3:52.94 | 45.81 - Pl: 6 | 1:49.02 1:03.21 Pl: 7 | DNF 1:03.0 Pl: 10 | Weston Brown Princeton [JR] | | 43.94 - Pl: 1 | 1:44.72 1:00.78 Pl: 2 | | | 1 | 14 |
| 36 | Henry Koike-Sieira Columbia [SO] | 3:53.19 | 47.14 - Pl: 7 | 1:49.41 1:02.27 Pl: 2 | DNF 1:01.8 Pl: 3 | Alexander Niemiec Princeton [SO] | | 43.98 - Pl: 1 | 1:46.40 1:02.42 Pl: 1 | | | 2 | 15 |
| 37 | Christian Bachmann Army West Point [SO] | 3:53.64 | 47.32 - Pl: 9 | 1:50.14 1:02.83 Pl: 7 | DNF 1:01.3 Pl: 6 | Vijay Krishnamoorthi Princeton [SR] | | 46.33 - Pl: 1 | 1:49.35 1:03.03 Pl: 1 | | | 4 | 16 |
| 38 | Huck Oakes NYU [SO] | 3:53.97 | 46.92 - Pl: 5 | 1:49.80 1:02.89 Pl: 4 | DNF 1:01.6 Pl: 5 | Cooper Austen Princeton [JR] | | | | | | 2 | 8 |
| 39 | Lasse Bjorn Jensen NJIT [FR] | 3:54.77 | 45.69 - Pl: 5 | 1:48.87 1:03.18 Pl: 5 | 2:52.3 1:03.4 Pl: 11 | Jack Fenlon Villanova [FR] | | | | | | 1 | 2 |
| 40 | Shane Murphy Penn [SO] | 3:55.44 | 47.72 - Pl: 14 | 1:50.21 1:02.49 Pl: 8 | DNF 1:04.0 Pl: 11 | Steven Hergenrother UNA-Princeton [SO] | | | | | | 2 | 12 |
| | | | | | DNF | Jake Borgesi Penn State [SO] | | | | | | 3 | 12 |

Heat-by-Heat

Heat 1

| PL | ATHLETE | MARK | LN/POS |
|-------|--|---------|--------|
| 1 (1) | Charles Guerrero Syracuse [FR] | 3:44.75 | 7 |
| 2 (2) | Collin Gilstrap Stony Brook [JR] | 3:45.40 | 11 |
| 3 (3) | Collin Catherwood UMass Amherst [JR] | 3:45.45 | 8 |
| 4 (4) | Reiss Marshall Iona [FR] | 3:46.09 | 5 |
| 5 (5) | Assaf Harari Syracuse [SR] | 3:46.73 | 4 |
| 6 (6) | Adam Furman Army West Point [JR] | 3:47.16 | 9 |
| 7 (8) | Ruben Rojas Betanzos Syracuse [JR] | 3:47.39 | 10 |

| | | | |
|---------|--|---------|----|
| 8 (14) | Nicholas Carpenter Penn [SR] | 3:48.98 | 6 |
| 9 (19) | Peter Walsdorf Syracuse [SR] | 3:49.39 | 1 |
| 10 (22) | Jacob Nenow Princeton [SO] | 3:49.73 | 12 |
| 11 (27) | Ben Bergey Columbia [JR] | 3:50.64 | 3 |
| 12 (44) | James Mcleay Princeton [FR] | 3:57.44 | 13 |
| DNF | Weston Brown Princeton [JR] | | 14 |
| DNF | Jack Fenlon Villanova [FR] | | 2 |

Heat 2

| PL | ATHLETE | MARK | LN/POS |
|--------|---|---------|--------|
| 1 (7) | Asher Danielson Syracuse [FR] | 3:47.29 | 6 |
| 2 (10) | Dakin Ebmeyer Colgate [JR] | 3:47.66 | 7 |
| 3 (11) | Tyler Canaday Cornell [SR] | 3:48.48 | 10 |
| 4 (13) | Chris Larnard Penn [SO] | 3:48.83 | 11 |
| 5 (16) | Isaac Oppermann Unattached [FR] | 3:49.23 | 4 |
| 6 (18) | Caleb Gartner Stony Brook [SR] | 3:49.34 | 14 |
| 7 (20) | George Keen Penn [JR] | 3:49.56 | 2 |

| | | | |
|---------|--|---------|----|
| 8 (21) | Jacob Smith Penn State [SR] | 3:49.73 | 3 |
| 9 (24) | Kyle Rakitis Rutgers [JR] | 3:49.99 | 13 |
| 10 (29) | Luke Bowsby Navy [FR] | 3:51.12 | 1 |
| 11 (30) | Daniel Cova Unattached | 3:51.35 | 5 |
| 12 (48) | James Cruse UMass Lowell [FR] | 3:58.59 | 9 |
| DNF | Alexander Niemiec Princeton [SO] | | 15 |
| DNF | Cooper Austen Princeton [JR] | | 8 |
| DNF | Steven Hergenrother UNA-Princeton [SO] | | 12 |

Heat 3

| PL | ATHLETE | MARK | LN/POS |
|-------|---------------------------------------|---------|--------|
| 1 (9) | Connor Ackley Syracuse [SO] | 3:47.60 | 5 |

| | | | |
|--------|--|---------|---|
| 2 (12) | Parker Harris Army West Point [SO] | 3:48.80 | 4 |
| 3 (15) | William Simard UMass Lowell [FR] | 3:49.22 | 7 |
| 4 (17) | Marian Drazan Delaware State [JR] | 3:49.28 | 6 |

| | | | | | | | |
|-----------|---|----------------|----|------------|--|----------------|----|
| 5 (23) | Alec Carew UMass Amherst [SO] | 3:49.79 | 2 | 10 (39) | Lasse Bjorn Jensen NJIT [FR] | 3:54.77 | 3 |
| 6 (26) | Brian Gent Penn [JR] | 3:50.57 | 14 | 11 (42) | Siyabonga Mbatha Maryland-Eastern Shore [JR] | 3:56.58 | 10 |
| 7 (28) | James Partlow Navy [SO] | 3:50.90 | 1 | 12 (46) | Ethan Green Stony Brook [SO] | 3:57.99 | 8 |
| 8 (32) | Matthew Bogdan Villanova [JR] | 3:51.98 | 13 | 13 (50) | Tyler Medeiros UMass Amherst [SO] | 4:00.27 | 11 |
| 9 (35) | Zackery Poekert Navy [JR] | 3:52.94 | 9 | DNS | Jake Borgesi Penn State [SO] | | 12 |

Heat 4

| PL | ATHLETE | MARK | LN/POS |
|--------|---|----------------|--------|
| 1 (25) | Edward Blaha Columbia [SR] | 3:50.32 | 15 |
| 2 (31) | Louis Small Syracuse [JR] | 3:51.60 | 14 |
| 3 (33) | Caiden Leen Penn State [JR] | 3:52.29 | 11 |
| 4 (34) | Thomas Arender Princeton [SO] | 3:52.85 | 9 |
| 5 (36) | Henry Koike-Sieira Columbia [SO] | 3:53.19 | 6 |
| 6 (37) | Christian Bachmann Army West Point [SO] | 3:53.64 | 5 |
| 7 (38) | Huck Oakes NYU [SO] | 3:53.97 | 2 |
| 8 (40) | Shane Murphy Penn [SO] | 3:55.44 | 7 |

| | | | |
|------------|---|----------------|----|
| 9 (41) | Finneas Colescott Columbia [JR] | 3:55.66 | 1 |
| 10 (43) | Jackson Hefty Navy [FR] | 3:56.88 | 12 |
| 11 (45) | Carter Flowers Unattached | 3:57.99 | 10 |
| 12 (47) | Nicholas Larson Colgate [JR] | 3:58.12 | 8 |
| 13 (49) | Noah Guerrero Navy [FR] | 3:58.67 | 4 |
| 14 (51) | Kailas Ciatto UMass Amherst [SO] | 4:01.63 | 13 |
| DNF | Vijay Krishnamoorthi Princeton [SR] | | 16 |
| DNS | Ryan Beegle Villanova [JR] | | 3 |

Men's 1500m

Final

Results

| PLACE | ATHLETE | RESULT | 300 | 700 | 20 | | | | | | | | | |
|-------|---|----------------|---------------------------------|--------------------------------------|-------------------------------------|---|----------------|---------------------------------|---------------------------------|---------------------------------|---------------------------------|--------|----|----|
| 1 | Igor Ouwerkerk Iona [FR] | 3:50.59 | 45.81 - 1:03.47 Pl: 9 | 1:49.28 - 1:02.75 Pl: 11 -2 | 2:52.02 - 1:02.75 21: 6 5 | Alex Patelski Unattached | 3:57.76 | 46.27 - 1:49.60 Pl: 3 | 1:49.60 1:03.33 Pl: 5 -2 | 2:53.22 1:03.63 Pl: 6 -1 | 3:57.76 1:04.54 Pl: 9 -3 | 2 (9) | 9 | |
| 2 | Nick Steinfeldt Pittsburgh [SO] | 3:51.38 | 44.91 - 1:03.18 Pl: 3 | 1:48.09 - 1:03.26 Pl: 2 1 | 2:51.34 - 1:03.26 22: 1 1 | Ben Pizarro Columbia [FR] | 3:57.84 | 47.66 - 1:04.54 Pl: 3 | 1:52.20 1:05.99 Pl: 4 -1 | 2:58.18 1:05.99 Pl: 3 1 | 3:57.84 59.67 Pl: 1 2 | 3 (1) | 4 | |
| 3 | Ryan Rheam Army West Point [SO] | 3:51.39 | 46.14 - 1:02.93 Pl: 11 | 1:49.07 - 1:03.50 Pl: 10 1 | 2:52.57 - 1:03.50 23: 1 0 | John Shapiro Colgate [FR] | 3:57.97 | 46.77 - 1:03.22 Pl: 8 | 1:49.98 1:03.22 Pl: 9 -1 | 2:53.32 1:03.34 Pl: 7 2 | 3:57.97 1:04.65 Pl: 10 -3 | 2 (10) | 3 | |
| 4 | Lekan Sotonwa Delaware State [FR] | 3:51.90 | 45.06 - 1:03.59 Pl: 4 | 1:48.65 - 1:03.07 Pl: 8 -4 | 2:51.71 - 1:03.07 24: 4 4 | Aaron Wysocki Unattached | 3:58.08 | 47.47 - 1:02.82 Pl: 12 | 1:50.28 1:05.51 Pl: 11 1 | 2:55.78 1:05.51 Pl: 12 -1 | 3:58.08 1:02.30 Pl: 11 1 | 2 (11) | 7 | |
| 5 | Ian Cain Delaware State [SO] | 3:52.40 | 45.95 - 1:03.21 Pl: 1 | 1:49.16 - 1:03.45 Pl: 2 -1 | 2:52.60 - 1:03.45 25 3 -1 | Ryan Hesler Stony Brook [SO] | 3:58.50 | 47.79 - 1:04.21 Pl: 4 | 1:51.99 1:05.78 Pl: 3 1 | 2:57.76 1:05.78 Pl: 1 2 | 3:58.50 1:00.74 Pl: 2 -1 | 3 (2) | 5 | |
| 6 | Connor Clifford Unattached | 3:53.04 | 45.38 - 1:03.15 Pl: 7 | 1:48.52 - 1:03.64 Pl: 6 1 | 2:52.15 - 1:03.64 26 7 -1 | Quinn Cataldi Rider [FR] | 3:59.00 | 48.14 - 1:04.50 Pl: 6 | 1:52.64 1:06.47 Pl: 8 -2 | 2:59.11 1:06.47 Pl: 9 -1 | 3:59.00 59.89 Pl: 3 6 | 3 (3) | 6 | |
| 7 | Anthony Dvorsky NJIT [SR] | 3:53.10 | 46.11 - 1:02.93 Pl: 2 | 1:49.04 - 1:03.08 Pl: 1 1 | 2:52.11 - 1:03.08 27: 1 1 | Christian Audrin Iona [JR] | 3:59.03 | 47.92 - 1:04.51 Pl: 5 | 1:52.42 1:05.58 Pl: 6 -1 | 2:57.99 1:05.58 Pl: 2 4 | 3:59.03 1:01.04 Pl: 4 -2 | 3 (4) | 9 | |
| 8 | Liam Tilton Rutgers [SR] | 3:53.34 | 45.58 - 1:02.60 Pl: 8 | 1:48.18 - 1:03.24 Pl: 3 5 | 2:51.41 - 1:03.24 28: 2 1 | Martin Brophy Unattached | 3:59.44 | 47.60 - 1:02.99 Pl: 13 | 1:50.59 1:04.04 Pl: 13 | 2:54.63 1:04.04 Pl: 10 3 | 3:59.44 1:04.82 Pl: 12 -2 | 2 (12) | 10 | |
| 9 | Riley Cole UMass Amherst [SR] | 3:53.36 | 47.19 - 1:02.67 Pl: 11 | 1:49.86 - 1:03.08 Pl: 8 3 | 2:52.93 - 1:03.08 29: 5 3 | Judah Garcia Phillips NJIT [FR] | 3:59.54 | 48.38 - 1:04.38 Pl: 8 | 1:52.76 1:05.93 Pl: 9 -1 | 2:58.68 1:05.93 Pl: 6 3 | 3:59.54 1:00.86 Pl: 5 1 | 3 (5) | 10 | |
| 10 | Aryan Abbaraju Cornell [JR] | 3:53.45 | 45.92 - 1:02.97 Pl: 10 | 1:48.89 - 1:03.88 Pl: 9 1 | 2:52.77 - 1:03.88 30 11 -2 | Collin McLoughlin Stony Brook [SO] | 4:00.59 | 48.32 - 1:03.99 Pl: 7 | 1:52.30 1:06.60 Pl: 5 2 | 2:58.90 1:06.60 Pl: 7 -2 | 4:00.59 1:01.70 Pl: 6 1 | 3 (6) | 7 | |
| 11 | Robert Poplau Rutgers [SO] | 3:53.79 | 44.85 - 1:03.70 Pl: 2 | 1:48.54 - 1:03.31 Pl: 7 -5 | 2:51.85 - 1:03.31 31: 5 2 | Lukas Malek Columbia [FR] | 4:00.70 | 48.58 - 1:03.93 Pl: 9 | 1:52.51 1:05.99 Pl: 7 2 | 2:58.49 1:05.99 Pl: 4 3 | 4:00.70 1:02.21 Pl: 7 -3 | 3 (7) | 11 | |
| 12 | William Thu Hofstra [SO] | 3:53.81 | 44.64 - 1:03.68 Pl: 1 | 1:48.31 - 1:04.13 Pl: 4 -3 | 2:52.43 - 1:04.13 32 9 -5 | Eli Ahten Army West Point [FR] | 4:02.77 | 47.10 - 1:04.60 Pl: 1 | 1:51.69 1:07.23 Pl: 1 | 2:58.91 1:07.23 Pl: 8 -7 | 4:02.77 1:03.86 Pl: 8 | 3 (8) | 3 | |
| 13 | Alex Hryczyszyn NYU [JR] | 3:53.92 | 45.10 - 1:03.28 Pl: 5 | 1:48.37 - 1:03.86 Pl: 5 | 2:52.23 - 1:03.86 33 8 -3 | Tyler Robinson Colgate [SO] | 4:03.03 | 47.43 - 1:04.46 Pl: 2 | 1:51.88 1:06.79 Pl: 2 | 2:58.67 1:06.79 Pl: 5 -3 | 4:03.03 1:04.37 Pl: 9 -4 | 3 (9) | 8 | |
| 14 | Jacob Abraham Unattached [FR] | 3:55.78 | 46.30 - 1:03.32 Pl: 4 | 1:49.62 - 1:05.56 Pl: 6 -2 | 2:55.18 - 1:05.56 34 11 -4 | Benja Daniels Iona [FR] | 4:03.83 | 46.38 - 1:04.57 Pl: 12 | 1:50.94 1:07.31 Pl: 13 -1 | 2:58.24 1:07.31 Pl: 13 | 4:03.83 1:05.59 Pl: 12 1 | 1 (12) | 10 | |
| 15 | Liam Jordan Penn [FR] | 3:56.03 | 46.42 - 1:02.94 Pl: 5 | 1:49.36 - 1:03.39 Pl: 4 1 | 2:52.74 - 1:03.39 35: 1 4 | Christopher Tardugno Stony Brook [SO] | 4:04.34 | 48.84 - 1:04.17 Pl: 10 | 1:53.00 1:06.35 Pl: 10 | 2:59.34 1:06.35 Pl: 10 | 4:04.34 1:05.00 Pl: 10 | 3 (10) | 2 | |
| 16 | Jackson Vogel Colgate [JR] | 3:56.45 | 46.98 - 1:03.12 Pl: 10 | 1:50.10 - 1:03.58 Pl: 10 | 2:53.67 - 1:03.58 36: 9 1 | Elijah Post Unattached | 4:04.83 | 46.50 - 1:03.87 Pl: 13 | 1:50.36 1:07.35 Pl: 12 1 | 2:57.70 1:07.35 Pl: 12 | 4:04.83 1:07.13 Pl: 13 -1 | 1 (13) | 13 | |
| 17 | Gavin Rossi Rutgers [SO] | 3:56.77 | 45.24 - 1:02.79 Pl: 6 | 1:48.02 - 1:03.47 Pl: 1 5 | 2:51.49 - 1:03.47 DNS -2 | Andrew Lawler Stony Brook [FR] | 4:07.31 | 46.97 - 1:03.39 Pl: 9 | 1:50.36 1:06.07 Pl: 12 -3 | 2:56.42 1:06.07 Pl: 13 -1 | 4:07.31 1:10.90 Pl: 13 | 2 (13) | 15 | |
| 18 | Ryan Johnson Cornell [SR] | 3:56.95 | 46.49 - 1:02.73 Pl: 6 | 1:49.22 - 1:03.33 Pl: 3 3 | 2:52.39 - 1:03.33 Pl: 2 1 | Tomas Barry Monmouth [JR] | | DNF | | | | | 2 | 4 |
| 19 | Diego Reyes NJIT [FR] | 3:56.97 | 46.67 - 1:03.15 Pl: 7 | 1:49.81 - 1:03.60 Pl: 7 | DNF:41 - 1:03.60 Pl: 8 -1 | Vijay Krishnamoorthi Princeton [SR] | | DNF | | | | | 3 | 13 |
| | | | | | | Andrew Regnier Penn State [SO] | | DNF | | | | | 3 | 12 |

| | | | | | | | |
|-----|--------------------------------------|----------|---|-----|---------------------------------------|---|---|
| DNS | Andrew Beers Monmouth [SO] | -0.2 m/s | 2 | DNS | Isaac Roberts IV Rider [FR] | 4 | 7 |
| DNS | Aaron Brooks Monmouth [JR] | -0.2 m/s | 2 | 8 | | | |

Heat-by-Heat

Heat 1

Wind: -2.4 m/s

| PL | ATHLETE | MARK | LN | POS | ATHLETE | MARK | LN | POS |
|--------|-----------------------------------|-------|----|------|--------------------------------------|---|-------|-----|
| | | | 4 | (15) | Jamison Scott Navy [SO] | 14.97 | 3 | |
| | | | 5 | (17) | Logan Howe Navy [SO] | 15.10 | 4 | |
| 1 (3) | Shane Gardner Penn [SR] | 14.31 | Q | 6 | (19) | George Bostwick Monmouth [SO] | 15.22 | 8 |
| 2 (6) | Robert Wind Navy [FR] | 14.44 | Q | 7 | (22) | Jeremy Burrell Rider [SR] | 15.33 | 2 |
| 3 (14) | Jason Alvarez NJIT [SR] | 14.94 | 8 | (27) | Jeusten Jourdain NJIT [SR] | 18.94 | 1 | |

Heat 2

Wind: -0.2 m/s

| PL | ATHLETE | MARK | LN | POS | ATHLETE | MARK | LN | POS |
|--------|---------------------------------------|-------|-----|------|--|--|-------|-----|
| | | | 4 | (23) | Christopher Young Columbia [FR] | 15.46 | 4 | |
| | | | 5 | (24) | Ra-John Gray Maryland-Eastern Shore [SO] | 15.47 | 7 | |
| 1 (5) | Ryder King Cornell [SR] | 14.41 | Q | 6 | (26) | Canyon Hall Army West Point [SR] | 15.83 | 2 |
| 2 (10) | Michael Wilkerson Navy [FR] | 14.73 | DNS | | Andrew Beers Monmouth [SO] | | 3 | |
| 3 (20) | Nathan Storz Rider [SR] | 15.29 | DNS | | Aaron Brooks Monmouth [JR] | | 8 | |

Heat 3

Wind: 0.7 m/s

| PL | ATHLETE | MARK | LN | POS | ATHLETE | MARK | LN | POS |
|-------|---|-------|----|------|--|---|-------|-----|
| | | | 4 | (9) | Hunter Morris Army West Point [SO] | 14.62 | 3 | |
| | | | 5 | (12) | Jordan Wolverton Navy [FR] | 14.89 | 4 | |
| 1 (1) | Greg Foster Princeton [JR] | 14.07 | Q | 6 | (13) | Garrett Boag Monmouth [JR] | 14.89 | 8 |
| 2 (7) | Austin Hernandez Army West Point [SR] | 14.55 | Q | 7 | (25) | Dylan Foster Army West Point [SO] | 15.56 | 2 |
| 3 (8) | Joshua Exantus UMass Amherst [SR] | 14.56 | Q | | DNS | Donovan Dixon Delaware State [SO] | | 1 |

Heat 4

Wind: 0.6 m/s

| PL | ATHLETE | MARK | LN | POS | ATHLETE | MARK | LN | POS |
|--------|---------------------------------------|-------|-----|------|--|-------------------------------------|-------|-----|
| | | | 4 | (16) | Leconte Stover Monmouth [SR] | 15.00 | 3 | |
| | | | 5 | (18) | Brad Cantoral Monmouth [SR] | 15.18 | 1 | |
| 1 (2) | Jason Keiser Navy [FR] | 14.22 | Q | 6 | (21) | Alakai Perriton Navy [FR] | 15.29 | 8 |
| 2 (4) | Jake Rose Penn [SR] | 14.33 | Q | F | 8 | Max Weinberg Rider [SR] | | 2 |
| 3 (11) | Teddy Rauchway Cornell [SO] | 14.82 | DNS | | Isaac Roberts IV Rider [FR] | | 7 | |

Men's 400m Hurdles

Final

Results

| PLACE | ATHLETE | RESULT | HEAT | LN/POS | PLACE | ATHLETE | RESULT | HEAT | LN/POS |
|-------|--|--------|------|--------|-------|--|--------|------|--------|
| 1 | Alonzo Sims Jr Delaware State [SR] | 51.85 | 1 | (1) 8 | 16 | Jordan Wolverton Navy [FR] | 54.75 | 3 | (3) 3 |
| 2 | Andrew Beers Monmouth [SO] | 51.91 | 1 | (2) 7 | 17 | Ronan O'Neill Villanova [SR] | 54.93 | 4 | (2) 4 |
| 3 | Mamadi Diawara Rider [FR] | 52.18 | 2 | (1) 2 | 18 | Michael Wilkerson Navy [FR] | 55.23 | 3 | (4) 1 |
| 4 | Matt DeMatteo Penn State [SR] | 52.21 | 1 | (3) 4 | 19 | Brooks Mitchell Penn [SO] | 55.27 | 4 | (3) 8 |
| 5 | Camryn Thomas Rider [FR] | 52.25 | 1 | (4) 2 | 20 | Jason Keiser Navy [FR] | 55.74 | 2 | (8) 8 |
| 6 | Cade Swart Penn [SO] | 52.33 | 2 | (2) 6 | 21 | George Bostwick Monmouth [SO] | 56.43 | 3 | (5) 4 |
| 7 | David Walker Navy [JR] | 52.41 | 2 | (3) 5 | 22 | Griffin Frankfather Army West Point [FR] | 56.63 | 3 | (6) 7 |
| 8 | Cortland Webb Rider [SO] | 52.44 | 2 | (4) 7 | 23 | Brad Cantoral Monmouth [SR] | 56.73 | 4 | (4) 3 |
| 9 | Aiden Silvestri Princeton [SR] | 52.50 | 1 | (5) 5 | 24 | Akeil Kidd Maryland-Eastern Shore [FR] | 56.86 | 4 | (5) 7 |
| 10 | Ayden Henley Navy [FR] | 52.84 | 2 | (5) 1 | 25 | Logan Howe Navy [SO] | 57.45 | 3 | (7) 8 |
| 11 | Chris Scalia UMass Amherst [JR] | 53.42 | 2 | (6) 3 | 26 | Cuauhtemoc Zamora Columbia [FR] | 58.21 | 4 | (6) 6 |
| 12 | Dylan Foster Army West Point [SO] | 53.66 | 3 | (1) 6 | DNF | Kobeyeh Riley Princeton [FR] | | 1 | 1 |
| 13 | Salvatore Barretta Villanova [SR] | 54.37 | 4 | (1) 5 | DNF | Liam Gluck Villanova [SO] | | 3 | 5 |
| 14 | Michael Bynes Rider [FR] | 54.65 | 3 | (2) 2 | DNS | Ryder King Cornell [SR] | | 1 | 6 |
| 15 | Jason Meza Cornell [SO] | 54.74 | 2 | (7) 4 | DNS | Tori Willis Jr. Delaware State [FR] | | 1 | 3 |

Heat-by-Heat

Heat 1

| PL | ATHLETE | MARK | LN/POS |
|-------|--|-------|--------|
| 1 (1) | Alonzo Sims Jr Delaware State [SR] | 51.85 | 8 |

| | | | |
|-------|--|-------|---|
| 1 (1) | Alonzo Sims Jr Delaware State [SR] | 51.85 | 8 |
|-------|--|-------|---|

Men's Discus Throw

Final

Results

| PLACE | ATHLETE | RESULT | 1ST | 2ND | 3RD | 4TH | 5TH | 6TH | 7TH | 8TH | 9TH | 10TH | 11TH | 12TH | 13TH |
|-------|---------------------|-----------------|----------------|-----------------|----------------|----------------|-----|-----------------|-----------------|----------------|-----|------|------|------|------|
| 1 | Joseph Goodenow | 52.05 170-9 | X | 51.27 168-2 | X | | | | | | | | | | |
| 2 | Kai Deines | 51.58 169-3 | X | 49.90 163-8 | 48.62 166-6 | | | | | | | | | | |
| 3 | Matthew Sarnowski | 51.55 169-1 | 48.26 158-4 | X | 49.91 167-9 | 51.17 172-1 | | | | | | | | | |
| 4 | Joe Seib | 50.95 167-2 | X | 48.67 159-8 | 48.51 161-2 | 51.17 172-1 | | | | | | | | | |
| 5 | Anthony Liakhnovich | 50.78 166-7 | 50.78 166-7 | X | | | | | | | | | | | |
| 6 | Jacob Bowersock | 49.79 163-4 | X | 46.34 152-0 | 49.61 165-4 | 48.23 160-3 | | | | | | | | | |
| 7 | Sam Engebretson | 49.51 162-5 | 47.35 155-4 | 49.51 162-5 | 48.23 160-3 | 48.23 160-3 | | | | | | | | | |
| 8 | Matthew Palchak | 48.02 157-6 | X | 48.02 157-6 | X | | | | | | | | | | |
| 9 | Bradley Pollard | 47.68 156-5 | 47.68 156-5 | 44.78 146-11 | X | | | | | | | | | | |
| 10 | Alex Jackson | 46.97 154-1 | X | 45.92 150-8 | 46.97 154-1 | | | | | | | | | | |
| 11 | Adam Szatanek | 46.52 152-7 | X | 46.52 152-7 | 44.35 146-5 | | | | | | | | | | |
| 12 | Colter Oldham | 45.84 150-5 | X | 45.84 150-5 | DNS | | | | | | | | | | |
| 13 | Hunter-Robbins Mann | 45.07 147-10 | X | 45.07 147-10 | 40.64 133-4 | | | | | | | | | | |
| | Damere Lassiter | 44.79 146-11 | | | | | | X | 44.79 146-11 | X | | | | | 1-7 |
| | Carlos Bermudez | 43.78 143-8 | | | | | | X | 43.78 143-8 | X | | | | | 1-13 |
| | Blake Thompson | 43.07 141-3 | | | | | | 43.07 141-3 | X | X | | | | | 1-9 |
| | Colton Dean | 42.90 140-9 | | | | | | 42.90 140-9 | X | X | | | | | 1-10 |
| | Caleb Hickey | 42.61 139-9 | | | | | | 36.40 119-5 | 42.61 139-9 | 39.73 130-4 | | | | | 1-1 |
| | Savien Higgs | 42.60 139-9 | | | | | | 37.75 123-10 | 41.10 134-10 | 42.60 139-9 | | | | | 1-5 |
| | Albert Yodakis | 42.17 138-4 | | | | | | 42.17 138-4 | 40.87 134-1 | X | | | | | 1-14 |
| | Matt Nolan | 40.74 133-8 | | | | | | X | 40.74 133-8 | X | | | | | 1-12 |
| | Dominic Dogue | 40.02 131-3 | | | | | | 39.78 130-6 | 40.02 131-3 | X | | | | | 1-2 |
| | Max Gainey | NM | | | | | | X | X | X | | | | | 1-8 |
| | Andrew Hardwick | | | | | | | | | | | | | | 1-6 |
| | Derrick Sirmons | | | | | | | | | | | | | | 1-4 |
| | Justin Villamizar | | | | | | | | | | | | | | 2-10 |
| | Jeremiah Nubbe | | | | | | | | | | | | | | 2-7 |

Men's Hammer Throw

Final

Results






| PLACE | ATHLETE | RESULT | 1ST | 2ND | 3RD | 4TH | 5TH | 6TH | 7TH | 8TH | 9TH | 10TH | 11TH | 12TH | 13TH |
|-------|-------------------|-----------------|----------------|-----------------|-----------------|--------------|-----|-----------------|----------------|----------------|-----|------|------|------|------|
| 1 | Jeremiah Nubbe | 73.59 241-5 | 71.15 233-5 | 72.52 237-11 | 70.61 231-14 | 72.21 236 | | | | | | | | | |
| 2 | Asher Robbins | 66.47 218-1 | 61.49 201-9 | 65.61 215-3 | 62.18 204-15 | 63.21 209 | | | | | | | | | |
| 3 | Cale Ayers | 64.93 213-0 | 61.20 200-9 | X | 63.67 208-16 | 64.11 213 | | | | | | | | | |
| 4 | Peter Northrup | 61.25 200-11 | X | 61.17 200-8 | 60.98 200-17 | X | | | | | | | | | |
| 5 | Merrick Hocking | 60.25 197-8 | X | 56.57 185-7 | 60.04 197-18 | 60.25 197 | | | | | | | | | |
| 6 | Sam Engebretson | 58.70 192-7 | 56.39 185-0 | 57.14 187-5 | 55.13 180-19 | 56.44 185 | | | | | | | | | |
| 7 | Aaron Spears | 57.18 187-7 | 53.40 175-2 | 55.26 181-3 | 51.60 169-20 | X | | | | | | | | | |
| 8 | George Welti | 54.89 180-1 | 51.03 167-5 | 54.17 177-8 | X | 47.11 156 | | | | | | | | | |
| 9 | Tristan Bolinsky | 54.29 178-1 | X | 54.29 178-1 | X | X | | | | | | | | | |
| 10 | Myron Corpuz | 54.11 177-6 | 54.11 177-6 | X | X | | | | | | | | | | |
| 11 | Theo Hedgemon | 53.12 174-3 | 51.83 170-0 | 53.12 174-3 | X | DNS | | | | | | | | | |
| 12 | Jacob Cannon | 53.08 174-2 | 52.87 173-5 | 51.56 169-2 | 53.08 174-2 | DNS | | | | | | | | | |
| | Anthony Colucci | 52.12 171-0 | | | | | | 49.96 163-11 | 51.40 168-8 | 52.12 171-0 | | | | | 1-3 |
| | Aidan Simao | 51.92 170-4 | | | | | | X | X | 51.92 170-4 | | | | | 1-2 |
| | Jacob Lee | 51.86 170-2 | | | | | | 51.86 170-2 | X | 48.17 158-0 | | | | | 1-12 |
| | Matthew Sarnowski | 51.47 168-10 | | | | | | 51.47 168-10 | 49.19 161-4 | X | | | | | 1-6 |
| | Aidan Kerr | 50.94 167-1 | | | | | | 48.67 159-8 | 50.94 167-1 | 49.28 161-8 | | | | | 1-5 |
| | Calvin Bowens | 50.24 164-10 | | | | | | 50.24 164-10 | X | X | | | | | 1-9 |
| | Cooper Hydock | 50.05 164-2 | | | | | | 49.39 162-0 | X | 50.05 164-2 | | | | | 2-9 |
| | Bradley Pollard | 50.03 164-1 | | | | | | X | X | 50.03 164-1 | | | | | 1-10 |
| | Dominic Dogue | 44.54 146-1 | | | | | | X | X | 44.54 146-1 | | | | | 1-11 |
| | Andrew Sabeh | NM | | | | | | X | X | X | | | | | 1-4 |
| | Robby Manse | NM | | | | | | X | X | X | | | | | 2-5 |
| | Jaston Ormsby | | | | | | | | | | | | | | 2-10 |
| | Jorge Pogue | | | | | | | | | | | | | | 1-13 |

Men's Javelin Throw

Final

Results

| PLACE | ATHLETE | RESULT | 1ST | 2ND | 3RD | 4TH | 5TH | 6TH | 7TH | 8TH | 9TH | 10TH | 11TH | 12TH | 13TH |
|-------|------------------|-----------------|-----------------|-----------------|-----------------|--------------|-----|-----------------|-----------------|-----------------|-----|----------------|-----------------|------|------|
| 1 | Evan Niedrowski | 68.03 223-2 | 68.03 223-2 | 61.84 202-11 | 64.58 211-10 | | | | | | | | | | |
| 2 | Jason Ballen | 61.82 202-10 | 58.86 193-1 | 56.08 184-0 | 53.12 174-11 | 56.11 184 | | | | | | | | | |
| 3 | Charlie Allsup | 60.10 197-2 | 56.20 184-4 | 60.10 197-2 | 57.48 188-12 | 50.11 165 | | | | | | | | | |
| 4 | Ethan DeLaurier | 59.68 195-9 | 55.43 181-10 | 50.33 165-1 | 54.98 180-13 | 53.11 175 | | | | | | | | | |
| 5 | Malachi Cummings | 59.42 194-11 | 59.40 194-10 | X | 57.46 188-14 | 50.11 166 | | | | | | | | | |
| 6 | Joseph Rachiele | 56.30 184-8 | 47.07 154-5 | 54.18 177-9 | 49.83 163-15 | 54.11 177 | | | | | | | | | |
| 7 | Travis Rusak | 55.10 180-9 | 53.02 173-11 | 55.10 180-9 | 52.75 173-16 | 53.11 176 | | | | | | | | | |
| 8 | Elias Chase | 54.50 178-10 | 51.20 168-0 | 54.50 178-10 | 53.64 176-17 | | | | | | | | | | |
| | Jayden McKeen | 54.06 177-4 | | | | | | X | 54.06 177-4 | 52.10 170-11 | X | 53.56 175-9 | 53.30 174-10 | | 2-11 |
| | Justice Dolson | 53.60 175-10 | | | | | | 51.00 167-4 | 53.60 175-10 | 48.48 159-1 | | | | | 1-5 |
| | Cade Palmer | 53.22 174-7 | | | | | | 49.43 162-2 | 45.35 148-9 | 53.22 174-7 | | | | | 1-6 |
| | Tyler Cappadona | 52.95 173-8 | | | | | | 50.60 166-0 | 52.95 173-8 | 51.77 169-10 | | | | | 1-4 |
| | Lucas Hayes | 51.50 168-11 | | | | | | 51.50 168-11 | 50.33 165-1 | 50.00 164-0 | | | | | 2-3 |
| | Savien Higgs | 50.03 164-1 | | | | | | 50.03 164-1 | 46.60 152-11 | 48.15 157-11 | | | | | 1-2 |
| | Nicolas Simmons | 49.96 163-11 | | | | | | X | 42.67 140-0 | 49.96 163-11 | | | | | 1-7 |
| | Aidan Shay | 47.06 154-5 | | | | | | 47.05 154-4 | 47.06 154-5 | 46.55 152-8 | | | | | 1-11 |
| | Jamison Scott | 46.45 152-4 | | | | | | 46.45 152-4 | 45.77 150-2 | 41.94 137-7 | | | | | 1-8 |

| | | | | | | | |
|-----------|--|-----------------------|----------------|----------------|----------------|---|----------|
| 18 |  Connor Brown Princeton [JR] | 45.83 150-4 | X | 45.83 150-4 | 45.42 149-0 |  Drew Mruk Princeton [SO] | 2- 10 |
| 19 |  Max Gainey Princeton [FR] | 45.21 148-4 | 43.66 143-3 | 45.21 148-4 | 41.98 137-8 | DNS  * Kyle Ashley Navy [FR] | 2-9 |
| 20 |  Nate Homefield NJIT [SO] | 44.99 147-7 | 44.93 147-5 | 44.99 147-7 | 43.03 141-2 | | 1-3 |