

# College Women's 400m Hurdles Championship

EVENT 201 THURSDAY 5:30 PM

Presented by Independence Blue Cross




















## Records























NR Kentucky 52.75 2018

PR Michigan 55.36 2024

Sanaa Hebron (Miami-FL) claimed the lead at the fourth hurdle and powered to a 7 meter win over the field. Her winning time is a new meet record. She is the third event champion from Miami (FL), joining Dominique Darden (2006) and Tameka Jameson (2010). Previous record was 55.36 run by Savannah Sutherland from Michigan in 2024.

## RESULTS

PLACE	ATHLETE	RESULT	HEAT	LN	BIB
1	 <b>Sanaa Hebron</b> Miami (Fla)	<b>55.30</b>	1 (1)	6	1
2	 <b>Cenaiya Billups</b> Howard	<b>56.87</b>	1 (2)	5	7
3	 <b>Avery Clark</b> Ohio State	<b>57.71</b> 57.704	2 (1)	6	13
4	 <b>Sidney Green</b> Michigan	<b>57.71</b> 57.705	1 (3)	9	6
5	 <b>Olivia Allen</b> Villanova	<b>58.08</b>	2 (2)	7	14
6	 <b>Aniya Woodruff</b> Howard	<b>58.14</b>	1 (4)	7	2
7	 <b>Alexandria Scott</b> Pitt	<b>58.24</b>	1 (5)	1	12
8	 <b>Taiwo Kudoro</b> Arizona State	<b>58.39</b>	3 (1)	4	29
9	 <b>Amelia Kristen</b> Penn	<b>58.44</b>	3 (2)	5	28
10	 <b>Laila Smith</b> TCU	<b>58.52</b>	1 (6)	2	10
11	 <b>Tia Williams</b> TCU	<b>58.60</b>	1 (7)	8	4
12	 <b>Aaliyah Murphy</b> Troy	<b>58.71</b>	2 (3)	5	18
13	 <b>Lindsay Johnson</b> Howard	<b>58.87</b>	1 (8)	3	9
14	 <b>Jessica Starr</b> UConn	<b>58.94</b>	2 (4)	3	21
15	 <b>Jana Bruses</b> Pitt	<b>58.96</b>	2 (5)	8	16
16	 <b>Gloria Guerrier</b> Yale	<b>59.02</b>	4 (1)	6	15
17	 <b>Sophia Curtis</b> Clemson	<b>59.17</b>	3 (3)	7	25
18	 <b>Tatum Lynn</b> Ohio State	<b>59.62</b>	2 (6)	9	17
19	 <b>Elise Sawyer</b> Cornell	<b>59.84</b>	2 (7)	2	22

20		<b>Brinesha Derrick-Bain</b> Albany	<b>1:00.03</b>	3 (4)	6	24
21		<b>Kei-Mahri Hanna</b> Temple	<b>1:00.13</b>	3 (5)	3	30
22		<b>Lauren Leath</b> Delaware	<b>1:00.43</b>	5 (1)	6	41
23		<b>Carrie Vannoy</b> Howard	<b>1:00.65</b>	4 (2)	3	40
24		<b>Kennedy Reynolds</b> William & Mary	<b>1:00.73</b>	5 (2)	7	42
25		<b>Brooke'Lyn Drakeford</b> Virginia	<b>1:00.77</b>	4 (3)	9	37
26		<b>Grace Kennedy</b> Lehigh	<b>1:00.80</b>	3 (6)	8	26
27		<b>Thalia Benoit</b> Albany	<b>1:00.84</b>	3 (7)	2	32
28		<b>Rebeka Zibritova</b> Dartmouth	<b>1:01.02</b>	2 (8)	1	23
29		<b>Sydney Glee</b> Michigan	<b>1:01.13</b>	5 (3)	3	47
30		<b>Sydney Lavelle</b> Quinnipiac	<b>1:01.18</b>	5 (4)	5	45
31		<b>Aliyah Canty</b> Arizona State	<b>1:01.20</b>	1 (9)	4	8
32		<b>Addyson White</b> Penn State	<b>1:01.25</b>	5 (5)	4	46
33		<b>Chidubem (Miriam) Okwudibonye</b> Delaware State	<b>1:01.54</b>	2 (9)	4	19
34		<b>Giuliana Ligor</b> Penn	<b>1:01.65</b>	4 (4)	5	38
35		<b>Lauren Bickerdt</b> Michigan	<b>1:01.98</b>	4 (5)	7	34
36		<b>Annika Topchy</b> Penn	<b>1:02.25</b>	4 (6)	4	39
37		<b>Kiley Shatzel</b> UConn	<b>1:02.36</b>	5 (6)	9	44
38		<b>Maddie Kelso-Heap</b> St. John's	<b>1:02.54</b>	5 (7)	8	43
39		<b>Isabelle Nebel</b> Clemson	<b>1:02.85</b>	4 (7)	8	36
40		<b>Janya Barnes</b> Johnson C. Smith	<b>1:03.53</b>	5 (8)	2	33
41		<b>Ava Nebel</b> Penn	<b>1:03.55</b>	3 (8)	9	27

## SECTION-BY-SECTION










### Pending

BIB      ATHLETE









31       **Zoe Smith**  
Troy

### Heat 1








PL      ATHLETE      MARK      LN      BIB

1 (1)		<b>Sanaa Hebron</b> Miami (Fla)	<b>55.30</b>	6	1
2 (2)		<b>Cenaiya Billups</b> Howard	<b>56.87</b>	5	7
3 (4)		<b>Sidney Green</b> Michigan	<b>57.71</b>	9	6
4 (6)		<b>Aniya Woodruff</b> Howard	<b>58.14</b>	7	2
5 (7)		<b>Alexandria Scott</b> Pitt	<b>58.24</b>	1	12
6 (10)		<b>Laila Smith</b> TCU	<b>58.52</b>	2	10
7 (11)		<b>Tia Williams</b> TCU	<b>58.60</b>	8	4
8 (13)		<b>Lindsay Johnson</b> Howard	<b>58.87</b>	3	9
9 (31)		<b>Aliyah Canty</b> Arizona State	<b>1:01.20</b>	4	8

## Heat 2

PL	ATHLETE	MARK	LN	BIB
1 (3)	 <b>Avery Clark</b> Ohio State	<b>57.71</b>	6	13
2 (5)	 <b>Olivia Allen</b> Villanova	<b>58.08</b>	7	14
3 (12)	 <b>Aaliyah Murphy</b> Troy	<b>58.71</b>	5	18
4 (14)	 <b>Jessica Starr</b> UConn	<b>58.94</b>	3	21
5 (15)	 <b>Jana Bruses</b> Pitt	<b>58.96</b>	8	16
6 (18)	 <b>Tatum Lynn</b> Ohio State	<b>59.62</b>	9	17
7 (19)	 <b>Elise Sawyer</b> Cornell	<b>59.84</b>	2	22
8 (28)	 <b>Rebeka Zibritova</b> Dartmouth	<b>1:01.02</b>	1	23
9 (33)	 <b>Chidubem (Miriam) Okwudibonye</b> Delaware State	<b>1:01.54</b>	4	19

## Heat 3









PL	ATHLETE	MARK	LN	BIB
1 (8)	 <b>Taiwo Kudoro</b> Arizona State	<b>58.39</b>	4	29
2 (9)	 <b>Amelia Kristen</b> Penn	<b>58.44</b>	5	28
3 (17)	 <b>Sophia Curtis</b> Clemson	<b>59.17</b>	7	25
4 (20)	 <b>Brinesha Derrick-Bain</b> Albany	<b>1:00.03</b>	6	24
5 (21)	 <b>Kei-Mahri Hanna</b> Temple	<b>1:00.13</b>	3	30
6 (26)	 <b>Grace Kennedy</b> Lehigh	<b>1:00.80</b>	8	26
7 (27)	 <b>Thalia Benoit</b> Albany	<b>1:00.84</b>	2	32

8 (41)  **Ava Nebel** **1:03.55** 9 27  
Penn

#### Heat 4

PL	ATHLETE	MARK	LN	BIB
1 (16)	 <b>Gloria Guerrier</b> Yale	<b>59.02</b>	6	15
2 (23)	 <b>Carrie Vannoy</b> Howard	<b>1:00.65</b>	3	40
3 (25)	 <b>Brooke'Lyn Drakeford</b> Virginia	<b>1:00.77</b>	9	37
4 (34)	 <b>Giuliana Ligor</b> Penn	<b>1:01.65</b>	5	38
5 (35)	 <b>Lauren Bickerdt</b> Michigan	<b>1:01.98</b>	7	34
6 (36)	 <b>Annika Topchy</b> Penn	<b>1:02.25</b>	4	39
7 (39)	 <b>Isabelle Nebel</b> Clemson	<b>1:02.85</b>	8	36

#### Heat 5

PL	ATHLETE	MARK	LN	BIB
1 (22)	 <b>Lauren Leath</b> Delaware	<b>1:00.43</b>	6	41
2 (24)	 <b>Kennedy Reynolds</b> William & Mary	<b>1:00.73</b>	7	42
3 (29)	 <b>Sydney Glee</b> Michigan	<b>1:01.13</b>	3	47
4 (30)	 <b>Sydney Lavelle</b> Quinnipiac	<b>1:01.18</b>	5	45
5 (32)	 <b>Addyson White</b> Penn State	<b>1:01.25</b>	4	46
6 (37)	 <b>Kiley Shatzel</b> UConn	<b>1:02.36</b>	9	44
7 (38)	 <b>Maddie Kelso-Heap</b> St. John's	<b>1:02.54</b>	8	43
8 (40)	 <b>Janya Barnes</b> Johnson C. Smith	<b>1:03.53</b>	2	33

# College Women's 1500m Championship

EVENT 203 THURSDAY 6:10 PM

Records			
CR	Colorado	3:59.90	2009
PR	N.C. State	4:07.19	2025
FF	N.C. State	4:07.19	2025

## Pacing














Heat 1: 66s























Heat 2: 67s























Heat 3: 68s

Heat 4: 69s

## RESULTS














PLACE	ATHLETE	RESULT	300	700	1100	1500	HEAT	POS	BIB
1	 <b>Kylie Finger</b> Wisconsin	<b>4:11.69</b>	50.47 - PI: 7	1:59.61 1:09.15 PI: 4 3	3:05.64 1:06.03 PI: 1 3	4:11.69 1:06.06 PI: 1	2 (1)	10	32
2	 <b>Aniya Mosley</b> Ohio State	<b>4:12.14</b>	53.23 - PI: 6	2:02.35 1:09.13 PI: 2 4	3:08.61 1:06.27 PI: 1 1	4:12.14 1:03.53 PI: 1	1 (1)	2	2
3	 <b>Suus Altorf</b> Florida State	<b>4:12.43</b>	53.68 - PI: 12	2:02.54 1:08.87 PI: 4 8	3:08.74 1:06.20 PI: 3 1	4:12.43 1:03.70 PI: 2 1	1 (2)	3	3
4	 <b>Emma Sullivan</b> Kennesaw State	<b>4:13.65</b>	50.64 - PI: 9	2:00.52 1:09.89 PI: 9	3:08.26 1:07.74 PI: 8 1	4:13.65 1:05.40 PI: 2 6	2 (2)	9	27
5	 <b>Katelyn Stewart-Barnett</b> Michigan State	<b>4:13.68</b>	53.22 - PI: 5	2:02.90 1:09.69 PI: 9 -4	3:09.50 1:06.60 PI: 6 3	4:13.68 1:04.19 PI: 3 3	1 (3)	8	8
6	 <b>Samantha Hastie</b> Michigan	<b>4:14.58</b>	52.86 - PI: 2	2:02.45 1:09.60 PI: 3 -1	3:09.34 1:06.90 PI: 5 -2	4:14.58 1:05.24 PI: 4 1	1 (4)	6	6
7	 <b>Hannah Riggins</b> Princeton	<b>4:15.05</b>	49.92 - PI: 2	1:58.97 1:09.06 PI: 1 1	3:06.00 1:07.03 PI: 2 -1	4:15.05 1:09.06 PI: 3 -1	2 (3)	2	15
8	 <b>Mikayla Cheney</b> Army	<b>4:15.86</b>	53.03 - PI: 3	2:02.58 1:09.55 PI: 5 -2	3:09.07 1:06.49 PI: 4 1	4:15.86 1:06.79 PI: 5 -1	1 (5)	12	12
9	 <b>Haley Schoenegge</b> Vassar	<b>4:16.13</b>	50.20 - PI: 9	2:00.05 1:09.85 PI: 4 5	3:10.27 1:10.23 PI: 1 3	4:16.13 1:05.86 PI: 1	3 (1)	6	37
10	 <b>Julia David-Smith</b> Washington	<b>4:16.18</b>	53.36 - PI: 8	2:02.74 1:09.39 PI: 7 1	3:08.72 1:05.99 PI: 2 5	4:16.18 1:07.46 PI: 6 -4	1 (6)	20	20
11	 <b>Stella Kermes</b> Virginia	<b>4:16.33</b>	51.06 - PI: 13	2:00.70 1:09.65 PI: 11 2	3:08.07 1:07.37 PI: 7 4	4:16.33 1:08.26 PI: 4 3	2 (4)	15	11
12	 <b>Lottie Chappell</b> Georgia Tech	<b>4:16.53</b>	49.92 - PI: 7	2:00.56 1:10.64 PI: 7	3:11.23 1:10.68 PI: 6 1	4:16.53 1:05.31 PI: 2 4	3 (2)	5	35
13	 <b>Nicole Vanasse</b> Villanova	<b>4:16.72</b>	50.49 - PI: 8	1:59.74 1:09.25 PI: 5 3	3:07.76 1:08.02 PI: 3 2	4:16.72 1:08.96 PI: 5 -2	2 (5)	12	38

14		<b>Sophie Coutts</b> Western Ontario	<b>4:16.80</b>	50.12 - PI: 4	1:59.92 1:09.80 PI: 6 -2	3:07.92 1:08.00 PI: 5 1	4:16.80 1:08.89 PI: 6 -1	2 (6)	4	18
15		<b>Ada Rand</b> Penn State	<b>4:17.11</b>	49.93 - PI: 3	1:59.21 1:09.28 PI: 2 1	3:07.88 1:08.68 PI: 4 -2	4:17.11 1:09.23 PI: 7 -3	2 (7)	3	16
16		<b>Hannah Pricco</b> Michigan	<b>4:17.26</b>	49.66 - PI: 6	2:00.23 1:10.58 PI: 5 1	3:10.83 1:10.61 PI: 4 1	4:17.26 1:06.43 PI: 3 1	3 (3)	8	43
17		<b>Camryn Wennersten</b> Furman	<b>4:17.49</b>	53.63 - PI: 11	2:02.98 1:09.36 PI: 10 1	3:09.66 1:06.68 PI: 8 2	4:17.49 1:07.84 PI: 7 1	1 (7)	21	45
18		<b>Nicole Dinan</b> Florida State	<b>4:17.77</b>	50.72 - PI: 11	2:00.92 1:10.21 PI: 12 -1	3:10.39 1:09.48 PI: 11 1	4:17.77 1:07.38 PI: 8 3	2 (8)	6	21
19		<b>Lea Hatcher</b> Penn State	<b>4:17.79</b>	50.24 - PI: 5	1:59.48 1:09.25 PI: 3 2	3:08.04 1:08.57 PI: 6 -3	4:17.79 1:09.75 PI: 9 -3	2 (9)	7	22
20		<b>Mia Royall</b> Army	<b>4:17.81</b>	50.03 - PI: 8	2:00.75 1:10.72 PI: 8	3:11.51 1:10.77 PI: 7 1	4:17.81 1:06.31 PI: 4 3	3 (4)	11	49
21		<b>Mary Grace Hegberg</b> Georgetown	<b>4:18.05</b>	49.18 - PI: 2	1:59.67 1:10.50 PI: 1 1	3:10.52 1:10.86 PI: 2 -1	4:18.05 1:07.54 PI: 5 -3	3 (5)	9	46
22		<b>Cara Lavery</b> Providence	<b>4:18.44</b>	50.86 - PI: 12	2:00.69 1:09.83 PI: 10 2	3:09.22 1:08.53 PI: 10	4:18.44 1:09.22 PI: 10	2 (10)	8	23
23		<b>Penelopea Gordon</b> Michigan	<b>4:18.61</b>	53.17 - PI: 4	2:02.81 1:09.64 PI: 8 -4	3:10.27 1:07.47 PI: 9 -1	4:18.61 1:08.35 PI: 8 1	1 (8)	10	10
24		<b>Naiara Garcia Moreno</b> St. John's	<b>4:18.75</b>	52.19 - PI: 8	2:02.94 1:10.75 PI: 10 -2	3:13.24 1:10.31 PI: 3 7	4:18.75 1:05.51 PI: 1 2	4 (1)	11	67
25		<b>Sarah Forsyth</b> Michigan State	<b>4:18.98</b>	49.30 - PI: 3	1:59.80 1:10.51 PI: 2 1	3:10.91 1:11.12 PI: 5 -3	4:18.98 1:08.07 PI: 6 -1	3 (6)	7	39
26		<b>Olivia Martin</b> Princeton	<b>4:19.13</b>	53.19 - PI: 13	2:03.28 1:10.09 PI: 13	3:13.74 1:10.46 PI: 8 5	4:19.13 1:05.40 PI: 2 6	4 (2)	4	51
27		<b>Meg Madison</b> Princeton	<b>4:19.33</b>	53.41 - PI: 14	2:03.13 1:09.73 PI: 12 2	3:13.47 1:10.34 PI: 6 6	4:19.33 1:05.86 PI: 3 3	4 (3)	5	53
28		<b>Anna McNatt</b> Princeton	<b>4:20.35</b>	50.49 - PI: 10	2:00.94 1:10.46 PI: 9 1	3:12.04 1:11.10 PI: 8 1	4:20.35 1:08.32 PI: 7 1	3 (7)	12	60
29		<b>Georgia Scott</b> TCU	<b>4:20.53</b>	53.31 - PI: 7	2:02.71 1:09.40 PI: 6 1	3:09.65 1:06.95 PI: 7 -1	4:20.53 1:10.89 PI: 9 -2	1 (9)	22	58
30		<b>Gemma Galvin</b> Providence	<b>4:20.74</b>	49.44 - PI: 4	1:59.92 1:10.48 PI: 3 1	3:10.71 1:10.80 PI: 3	4:20.74 1:10.03 PI: 8 -5	3 (8)	1	56
31		<b>Annie Miller</b> Furman	<b>4:21.24</b>	52.16 - PI: 7	2:02.74 1:10.58 PI: 9 -2	3:13.45 1:10.72 PI: 5 4	4:21.24 1:07.79 PI: 4 1	4 (4)	13	69
32		<b>Olivia Cooper</b> Alberta	<b>4:21.75</b>	50.68 - PI: 10	2:00.19 1:09.51 PI: 7 3	3:08.90 1:08.72 PI: 9 -2	4:21.75 1:12.85 PI: 11 -2	2 (11)	1	14
33		<b>Julia Schriefer</b> Brown	<b>4:22.34</b>	52.37 - PI: 10	2:02.56 1:10.19 PI: 7 3	3:13.57 1:11.01 PI: 7	4:22.34 1:08.78 PI: 5 2	4 (5)	12	68
34		<b>Coraline Haggarty</b> Michigan	<b>4:22.44</b>	51.95 - PI: 6	2:02.26 1:10.31 PI: 4 2	3:13.22 1:10.96 PI: 2 2	4:22.44 1:09.22 PI: 6 -4	4 (6)	14	70
35		<b>Eva Rogers</b> Maryland	<b>4:22.66</b>	51.41 -	2:00.92 1:09.52	3:12.50 1:11.59	4:22.66 1:10.16	4 (7)	9	61











				PI: 2	PI: 2	PI: 1 1	PI: 7 -6			
36	 <b>Melissa Riggins</b> Georgetown	<b>4:23.04</b>	53.51 - PI: 9	2:03.13 1:09.63 PI: 11 -2	3:11.52 1:08.39 PI: 10 1	4:23.04 1:11.52 PI: 10	1 (10)	1	1	
37	 <b>Nysa Males</b> Furman	<b>4:23.30</b>	51.80 - PI: 4	2:02.11 1:10.32 PI: 3 1	3:13.31 1:11.20 PI: 4 -1	4:23.30 1:10.00 PI: 8 -4	4 (8)	6	54	
38	 <b>Dorcas Kiptanui</b> Toledo	<b>4:24.26</b>	50.39 - PI: 6	2:00.48 1:10.09 PI: 8 -2	3:11.04 1:10.57 PI: 12 -4	4:24.26 1:13.22 PI: 12	2 (12)	13	64	
39	 <b>Annie Mann</b> Providence	<b>4:26.00</b>	52.59 - PI: 11	2:03.00 1:10.42 PI: 11	3:14.83 1:11.84 PI: 10 1	4:26.00 1:11.17 PI: 9 1	4 (9)	17	28	
40	 <b>Peninah Mutisya</b> Hampton	<b>4:27.53</b>	53.57 - PI: 10	2:03.60 1:10.04 PI: 12 -2	3:15.15 1:11.55 PI: 11 1	4:27.53 1:12.39 PI: 11	1 (11)	23	65	
41	 <b>Maddie Cramer</b> Princeton	<b>4:28.26</b>	51.82 - PI: 5	2:02.46 1:10.64 PI: 5	3:13.89 1:11.43 PI: 9 -4	4:28.26 1:14.37 PI: 10 -1	4 (10)	8	59	
42	 <b>Mya Bunke</b> Wisconsin	<b>4:28.85</b>	52.33 - PI: 9	2:02.70 1:10.38 PI: 8 1	3:16.83 1:14.13 PI: 13 -5	4:28.85 1:12.02 PI: 11 2	4 (11)	1	40	
43	 <b>Sophia McInnes</b> Villanova	<b>4:28.86</b>	51.60 - PI: 3	2:02.54 1:10.94 PI: 6 -3	3:15.57 1:13.04 PI: 11 -5	4:28.86 1:13.29 PI: 12 -1	4 (12)	10	63	
44	 <b>Gracie Marston</b> Georgia Tech	<b>4:29.35</b>	53.16 - PI: 12	2:03.54 1:10.39 PI: 14 -2	3:16.32 1:12.78 PI: 12 2	4:29.35 1:13.04 PI: 13 -1	4 (13)	3	50	
45	 <b>Elise Smoot</b> Texas A&M	<b>4:30.78</b>	49.54 - PI: 5	2:00.46 1:10.93 PI: 6 -1	3:12.37 1:11.92 PI: 9 -3	4:30.78 1:18.41 PI: 9	3 (9)	3	31	
DNF	 <b>Camille Jordan</b> Penn		52.47 - PI: 1	2:02.06 1:09.60 PI: 1			1	24	161	
DNF	 <b>Maggie McCabe</b> Penn		48.53 - PI: 1				2	14	162	
DNF	 <b>Kiera Duffy</b> Penn		48.98 - PI: 1				3	13	163	
DNF	 <b>Lindsay Yakaboski</b> Penn		50.84 - PI: 1	2:00.65 1:09.82 PI: 1			4	16	164	
DNF	 <b>Lara Cota</b> Penn		54.13 - PI: 15	2:09.37 1:15.25 PI: 15			4	15	71	
DNS	 <b>Dylan McElhinney</b> Harvard						2	5	19	
DNS	 <b>Penelope Salmon</b> Harvard						3	2	30	
DNS	 <b>Natalie Millerova</b> Boston College						2	11	33	
DNS	 <b>Sarah Pickering</b> Penn State						3	4	34	
DNS	 <b>Kaylie Armitage</b> N.C. State						4	2	44	
DNS	 <b>Sophia Bendet</b> Texas A&M						3	10	48	
DNS	 <b>Kate Putman</b> N.C. State						1	9	9	

## SECTION-BY-SECTION

### Heat 1














PL	ATHLETE	MARK	LN	BIB
1 (2)	 <b>Aniya Mosley</b> Ohio State	<b>4:12.14</b>	2	2
2 (3)	 <b>Suus Altorf</b> Florida State	<b>4:12.43</b>	3	3
3 (5)	 <b>Katelyn Stewart-Barnett</b> Michigan State	<b>4:13.68</b>	8	8
4 (6)	 <b>Samantha Hastie</b> Michigan	<b>4:14.58</b>	6	6
5 (8)	 <b>Mikayla Cheney</b> Army	<b>4:15.86</b>	12	12
6 (10)	 <b>Julia David-Smith</b> Washington	<b>4:16.18</b>	20	20
7 (17)	 <b>Camryn Wennersten</b> Furman	<b>4:17.49</b>	21	45
8 (23)	 <b>Penelopea Gordon</b> Michigan	<b>4:18.61</b>	10	10
9 (29)	 <b>Georgia Scott</b> TCU	<b>4:20.53</b>	22	58
10 (36)	 <b>Melissa Riggins</b> Georgetown	<b>4:23.04</b>	1	1
11 (40)	 <b>Peninah Mutisya</b> Hampton	<b>4:27.53</b>	23	65
DNF	 <b>Camille Jordan</b> Penn		24	161
DNS	 <b>Kate Putman</b> N.C. State		9	9

### Heat 2







PL	ATHLETE	MARK	LN	BIB
1 (1)	 <b>Kylie Finger</b> Wisconsin	<b>4:11.69</b>	10	32
2 (4)	 <b>Emma Sullivan</b> Kennesaw State	<b>4:13.65</b>	9	27
3 (7)	 <b>Hannah Riggins</b> Princeton	<b>4:15.05</b>	2	15
4 (11)	 <b>Stella Kermes</b> Virginia	<b>4:16.33</b>	15	11
5 (13)	 <b>Nicole Vanasse</b> Villanova	<b>4:16.72</b>	12	38
6 (14)	 <b>Sophie Coutts</b> Western Ontario	<b>4:16.80</b>	4	18
7 (15)	 <b>Ada Rand</b> Penn State	<b>4:17.11</b>	3	16
8 (18)	 <b>Nicole Dinan</b> Florida State	<b>4:17.77</b>	6	21
9 (19)	 <b>Lea Hatcher</b> Penn State	<b>4:17.79</b>	7	22
10 (22)	 <b>Cara Laverty</b> Providence	<b>4:18.44</b>	8	23










11 (32)		<b>Olivia Cooper</b> Alberta	<b>4:21.75</b>	1	14
12 (38)		<b>Dorcas Kiptanui</b> Toledo	<b>4:24.26</b>	13	64
DNF		<b>Maggie McCabe</b> Penn		14	162
DNS		<b>Dylan McElhinney</b> Harvard		5	19
DNS		<b>Natalie Millerova</b> Boston College		11	33

### Heat 3

PL	ATHLETE	MARK	LN	BIB
1 (9)	 <b>Haley Schoenegge</b> Vassar	<b>4:16.13</b>	6	37
2 (12)	 <b>Lottie Chappell</b> Georgia Tech	<b>4:16.53</b>	5	35
3 (16)	 <b>Hannah Pricco</b> Michigan	<b>4:17.26</b>	8	43
4 (20)	 <b>Mia Royall</b> Army	<b>4:17.81</b>	11	49
5 (21)	 <b>Mary Grace Hegberg</b> Georgetown	<b>4:18.05</b>	9	46
6 (25)	 <b>Sarah Forsyth</b> Michigan State	<b>4:18.98</b>	7	39
7 (28)	 <b>Anna McNatt</b> Princeton	<b>4:20.35</b>	12	60
8 (30)	 <b>Gemma Galvin</b> Providence	<b>4:20.74</b>	1	56
9 (45)	 <b>Elise Smoot</b> Texas A&M	<b>4:30.78</b>	3	31
DNF	 <b>Kiera Duffy</b> Penn		13	163
DNS	 <b>Penelope Salmon</b> Harvard		2	30
DNS	 <b>Sarah Pickering</b> Penn State		4	34
DNS	 <b>Sophia Bendet</b> Texas A&M		10	48

### Heat 4

PL	ATHLETE	MARK	LN	BIB
1 (24)	 <b>Naiara Garcia Moreno</b> St. John's	<b>4:18.75</b>	11	67
2 (26)	 <b>Olivia Martin</b> Princeton	<b>4:19.13</b>	4	51
3 (27)	 <b>Meg Madison</b> Princeton	<b>4:19.33</b>	5	53
4 (31)	 <b>Annie Miller</b> Furman	<b>4:21.24</b>	13	69
5 (33)	 <b>Julia Schriefer</b> Brown	<b>4:22.34</b>	12	68
6 (34)	 <b>Coraline Haggarty</b> Michigan	<b>4:22.44</b>	14	70
7 (35)	 <b>Eva Rogers</b> Maryland	<b>4:22.66</b>	9	61

8 (37)		<b>Nysa Males</b> Furman	<b>4:23.30</b>	6	54
9 (39)		<b>Annie Mann</b> Providence	<b>4:26.00</b>	17	28
10 (41)		<b>Maddie Cramer</b> Princeton	<b>4:28.26</b>	8	59
11 (42)		<b>Mya Bunke</b> Wisconsin	<b>4:28.85</b>	1	40
12 (43)		<b>Sophia McInnes</b> Villanova	<b>4:28.86</b>	10	63
13 (44)		<b>Gracie Marston</b> Georgia Tech	<b>4:29.35</b>	3	50
DNF		<b>Lindsay Yakaboski</b> Penn		16	164
DNF		<b>Lara Cota</b> Penn		15	71
DNS		<b>Kaylie Armitage</b> N.C. State		2	44

# College Women's 5000m Championship

EVENT 207 THURSDAY 7:45 PM

Presented by Independence Blue Cross

Records			
NR	Florida	14:52.18	2024
PR	Stanford	15:29.0	1984

## Pacing














Heat 1: 74.0























Heat 2: 76.0






















Heat 3: 79.0























Allie Zealand of Liberty (Lynchburg, VA) breaks a record that has stood for 42 years. Her time of 15:26.38 breaks the 1984 Penn Relays Record of 15:29.0 by PattiSue Plumer of Stanford.

## RESULTS

PLACE	ATHLETE	RESULT	200	600	1000	1400	1800	2200
1	 <b>Allie Zealand</b> Liberty	<b>15:26.38</b>	37.83 - Pl: 13	1:53.15 1:15.32 Pl: 4 9	3:08.21 1:15.07 Pl: 4	4:23.42 1:15.22 Pl: 4	5:37.82 1:14.40 Pl: 4	6:52.84 1:15.02 Pl: 4
2	 <b>Rylee Blade</b> Florida State	<b>15:29.45</b>	36.04 - Pl: 1	1:52.66 1:16.62 Pl: 2 -1	3:07.72 1:15.07 Pl: 2	4:22.97 1:15.25 Pl: 2	5:37.36 1:14.39 Pl: 2	6:52.42 1:15.06 Pl: 2
3	 <b>Charlotte Richman</b> Army	<b>15:34.07</b>	38.43 - Pl: 19	1:54.70 1:16.28 Pl: 17 2	3:08.91 1:14.21 Pl: 8 9	4:24.02 1:15.12 Pl: 8	5:38.22 1:14.21 Pl: 6 2	6:53.09 1:14.88 Pl: 6
4	 <b>Imogen Gardiner</b> Boston College	<b>15:42.68</b>	36.21 - Pl: 3	1:52.92 1:16.71 Pl: 3	3:07.99 1:15.08 Pl: 3	4:23.19 1:15.20 Pl: 3	5:37.58 1:14.39 Pl: 3	6:52.61 1:15.03 Pl: 3
5	 <b>Jette Beermann</b> Duke	<b>15:46.69</b>	37.35 - Pl: 9	1:54.54 1:17.19 Pl: 15 -6	3:09.93 1:15.40 Pl: 16 -1	4:25.41 1:15.49 Pl: 18 -2	5:39.88 1:14.47 Pl: 15 3	6:55.92 1:16.05 Pl: 16 -1
6	 <b>Audrey DaDamio</b> Duke	<b>15:47.18</b>	37.04 - Pl: 6	1:53.76 1:16.73 Pl: 8 -2	3:08.99 1:15.23 Pl: 9 -1	4:24.20 1:15.22 Pl: 10 -1	5:39.55 1:15.36 Pl: 14 -4	6:55.72 1:16.17 Pl: 15 -1
7	 <b>Sascha Letica</b> UConn	<b>15:48.21</b>	38.01 - Pl: 15	1:55.04 1:17.03 Pl: 21 -6	3:10.48 1:15.44 Pl: 20 1	4:25.94 1:15.47 Pl: 20	5:40.88 1:14.94 Pl: 19 1	6:56.71 1:15.84 Pl: 19
8	 <b>Brooke Rauber</b> N.C. State	<b>15:48.93</b>	36.60 - Pl: 4	1:53.37 1:16.77 Pl: 5 -1	3:08.45 1:15.09 Pl: 5	4:23.66 1:15.21 Pl: 5	5:38.42 1:14.77 Pl: 7 -2	6:54.77 1:16.35 Pl: 8 -1
9	 <b>Tayla Gunton</b> Iona	<b>15:49.95</b>	38.48 - Pl: 20	1:55.19 1:16.72 Pl: 22 -2	3:10.16 1:14.98 Pl: 18 4	4:25.18 1:15.03 Pl: 16 2	5:40.17 1:14.99 Pl: 17 -1	6:55.49 1:15.32 Pl: 14 3
10	 <b>Megan Roberts</b> Texas A&M	<b>15:50.29</b>	37.71 - Pl: 11	1:53.96 1:16.26 Pl: 10 1	3:09.27 1:15.32 Pl: 11 -1	4:24.48 1:15.21 Pl: 12 -1	5:39.11 1:14.63 Pl: 11 1	6:54.14 1:15.03 Pl: 7 4
11	 <b>Brynn Brown</b> North Carolina	<b>15:52.29</b>	37.32 - Pl: 8	1:54.11 1:16.79 Pl: 11 -3	3:09.41 1:15.31 Pl: 12 -1	4:24.33 1:14.93 Pl: 11 1	5:38.90 1:14.58 Pl: 10 1	6:55.19 1:16.29 Pl: 12 -2
12	 <b>Ciara O'Shea</b> North Carolina	<b>15:53.32</b>	37.61 - Pl: 10	1:54.51 1:16.91 Pl: 14 -4	3:09.81 1:15.30 Pl: 15 -1	4:24.94 1:15.14 Pl: 15	5:39.49 1:14.55 Pl: 13 2	6:55.32 1:15.84 Pl: 13
13	 <b>Molly Malague</b> Harvard	<b>15:54.45</b>	38.58 - Pl: 21	1:53.91 1:15.33 Pl: 9 12	3:09.15 1:15.24 Pl: 10 -1	4:24.14 1:14.99 Pl: 9 1	5:37.97 1:13.84 Pl: 5 4	6:52.93 1:14.96 Pl: 5

























14	 <b>Margaret Carroll</b> Villanova	<b>15:54.86</b>	38.14 - Pl: 17	1:54.90 1:16.76 Pl: 19 -2	3:10.36 1:15.47 Pl: 19	4:25.68 1:15.33 Pl: 19	5:40.50 1:14.82 Pl: 18 1	6:56.46 1:15.96 Pl: 18
15	 <b>Ella Semple</b> George Mason	<b>15:59.32</b>	38.25 - Pl: 18	1:54.69 1:16.45 Pl: 16 2	3:09.97 1:15.28 Pl: 17 -1	4:24.67 1:14.70 Pl: 14 3	5:39.30 1:14.64 Pl: 12 2	6:55.12 1:15.82 Pl: 11 1
16	 <b>Leane Willemse</b> Wisconsin	<b>16:10.52</b>	37.15 - Pl: 7	1:54.35 1:17.21 Pl: 13 -6	3:09.71 1:15.36 Pl: 14 -1	4:24.58 1:14.87 Pl: 13 1	5:40.07 1:15.49 Pl: 16 -3	6:56.22 1:16.16 Pl: 17 -1
17	 <b>Mercy Jebitok</b> Akron	<b>16:11.82</b>	39.03 - Pl: 16	2:00.29 1:21.27 Pl: 8 8	3:18.63 1:18.34 Pl: 8	4:37.82 1:19.20 Pl: 2 6	5:57.12 1:19.30 Pl: 2	7:18.86 1:21.74 Pl: 1 1
18	 <b>Josephine Welin</b> Washington	<b>16:13.17</b>	37.55 - Pl: 4	1:56.64 1:19.10 Pl: 4	3:19.58 1:22.95 Pl: 5 -1	4:39.38 1:19.81 Pl: 9 -4	5:55.83 1:16.45 Pl: 6 3	7:14.85 1:19.03 Pl: 6
19	 <b>Jane Buckley</b> Providence	<b>16:15.23</b>	37.86 - Pl: 14	1:54.79 1:16.94 Pl: 18 -4	3:10.62 1:15.83 Pl: 21 -3	4:26.10 1:15.49 Pl: 21	5:42.22 1:16.12 Pl: 21	6:59.97 1:17.75 Pl: 20 1
20	 <b>McKinley Fielding</b> Youngstown State	<b>16:15.79</b>	38.23 - Pl: 9	1:58.88 1:20.65 Pl: 18 -9	3:20.96 1:22.09 Pl: 19 -1	4:39.92 1:18.96 Pl: 14 5	5:56.55 1:16.63 Pl: 11 3	7:15.75 1:19.21 Pl: 13 -2
21	 <b>Kelseigh O'Neil</b> Rutgers	<b>16:17.26</b>	39.24 - Pl: 19	1:57.62 1:18.39 Pl: 9 10	3:20.52 1:22.90 Pl: 14 -5	4:39.89 1:19.38 Pl: 13 1	5:56.40 1:16.51 Pl: 10 3	7:15.18 1:18.79 Pl: 8 2
22	 <b>Katie Dallas</b> Penn State	<b>16:18.42</b>	38.34 - Pl: 10	1:57.95 1:19.62 Pl: 11 -1	3:20.78 1:22.83 Pl: 17 -6	4:40.24 1:19.46 Pl: 17	5:57.02 1:16.79 Pl: 15 2	7:15.88 1:18.87 Pl: 14 1
23	 <b>Lilly Zelasko</b> Western Michigan	<b>16:19.72</b>	39.17 - Pl: 18	1:59.01 1:19.84 Pl: 19 -1	3:21.04 1:22.03 Pl: 20 -1	4:40.73 1:19.70 Pl: 19 1	5:57.56 1:16.84 Pl: 18 1	7:16.11 1:18.55 Pl: 17 1
24	 <b>Claire Shelton</b> Georgia Tech	<b>16:21.18</b>	38.71 - Pl: 13	1:58.06 1:19.35 Pl: 12 1	3:19.51 1:21.45 Pl: 4 8	4:38.66 1:19.16 Pl: 2 2	5:55.31 1:16.65 Pl: 1 1	7:14.62 1:19.32 Pl: 5 -4
25	 <b>Hasnae Goulamzi</b> LIU	<b>16:23.48</b>	38.97 - Pl: 17	1:57.35 1:18.38 Pl: 8 9	3:20.10 1:22.76 Pl: 10 -2	4:39.16 1:19.07 Pl: 7 3	5:56.01 1:16.85 Pl: 7	7:14.13 1:18.12 Pl: 1 6
26	 <b>Alex Schulz</b> Iona	<b>16:24.19</b>	39.32 - Pl: 20	1:58.72 1:19.41 Pl: 17 3	3:19.90 1:21.18 Pl: 8 9	4:39.63 1:19.73 Pl: 11 -3	5:56.62 1:16.99 Pl: 12 -1	7:15.43 1:18.82 Pl: 10 2
27	 <b>Poppy Craig McFeely</b> Duke	<b>16:26.42</b>	37.32 - Pl: 3	1:56.46 1:19.14 Pl: 3	3:19.49 1:23.03 Pl: 3	4:39.09 1:19.61 Pl: 5 -2	5:55.78 1:16.69 Pl: 5	7:15.04 1:19.27 Pl: 7 -2
28	 <b>Claire Daniels</b> Penn State	<b>16:27.28</b>	38.72 - Pl: 14	1:58.22 1:19.50 Pl: 13 1	3:20.14 1:21.93 Pl: 11 2	4:39.37 1:19.23 Pl: 8 3	5:56.12 1:16.75 Pl: 8	7:15.20 1:19.09 Pl: 9 -1
29	 <b>Claire Zubey</b> Penn State	<b>16:28.54</b>	37.73 - Pl: 6	1:57.20 1:19.47 Pl: 7 -1	3:20.34 1:23.14 Pl: 13 -6	4:40.16 1:19.83 Pl: 16 -3	5:57.10 1:16.94 Pl: 16	7:15.95 1:18.86 Pl: 16
30	 <b>Maddie Gardiner</b> North Carolina	<b>16:28.82</b>	38.47 - Pl: 11	1:58.42 1:19.96 Pl: 15 -4	3:19.73 1:21.31 Pl: 6 9	4:38.89 1:19.16 Pl: 4 2	5:55.51 1:16.62 Pl: 3 1	7:14.59 1:19.09 Pl: 4 -1
31	 <b>Jasmine Trott</b> Bryant	<b>16:29.29</b>	37.08 - Pl: 2	1:56.18 1:19.11 Pl: 2	3:19.30 1:23.12 Pl: 2	4:38.73 1:19.44 Pl: 3 -1	5:55.41 1:16.68 Pl: 2 1	7:14.35 1:18.95 Pl: 2
32	 <b>Lorena David</b> Rutgers	<b>16:29.86</b>	38.06 - Pl: 8	1:58.36 1:20.30 Pl: 14 -6	3:20.57 1:22.21 Pl: 15 -1	4:40.35 1:19.79 Pl: 18 -3	5:57.24 1:16.89 Pl: 17 1	7:16.31 1:19.08 Pl: 18 -1
33	 <b>Sophie Compton</b> Navy	<b>16:31.83</b>	38.82 - Pl: 15	1:57.03 1:18.22 Pl: 6 9	3:19.96 1:22.93 Pl: 9 -3	4:39.15 1:19.20 Pl: 6 3	5:55.58 1:16.44 Pl: 4 2	7:14.39 1:18.81 Pl: 3 1
34	 <b>Olivia Millen</b> Michigan State	<b>16:32.19</b>	38.11 - Pl: 16	1:54.97 1:16.87 Pl: 20 -4	3:10.84 1:15.87 Pl: 22 -2	4:26.32 1:15.49 Pl: 22	5:42.92 1:16.60 Pl: 22	7:02.23 1:19.32 Pl: 22
35	 <b>Eva Kynaston</b> Penn State	<b>16:35.17</b>	37.90 -	1:58.64 1:20.75	3:20.69 1:22.06	4:40.90 1:20.22	5:57.86 1:16.96	7:16.53 1:18.67

			Pl: 7	Pl: 16 -9	Pl: 16	Pl: 20 -4	Pl: 19 1	Pl: 19
36	 <b>Hannah Schemmel</b> Georgia Tech	<b>16:35.39</b>	39.28 - Pl: 18	2:02.11 1:22.84 Pl: 22 -4	3:21.41 1:19.30 Pl: 22	4:41.60 1:20.19 Pl: 25 -3	6:01.68 1:20.08 Pl: 23 2	7:21.42 1:19.74 Pl: 21 2
37	 <b>Carter Brotherton</b> Johns Hopkins	<b>16:36.33</b>	38.90 - Pl: 16	1:59.15 1:20.25 Pl: 20 -4	3:20.80 1:21.66 Pl: 18 2	4:40.08 1:19.28 Pl: 15 3	5:56.83 1:16.75 Pl: 13 2	7:15.89 1:19.06 Pl: 15 -2
38	 <b>Tessa Walter</b> Furman	<b>16:36.95</b>	38.85 - Pl: 13	2:00.51 1:21.67 Pl: 10 3	3:18.28 1:17.77 Pl: 6 4	4:38.18 1:19.91 Pl: 5 1	5:57.32 1:19.15 Pl: 3 2	7:18.97 1:21.65 Pl: 2 1
39	 <b>Mallory Holloway</b> Marist	<b>16:37.72</b>	40.05 - Pl: 28	2:02.79 1:22.74 Pl: 26 2	3:21.83 1:19.05 Pl: 25 1	4:41.36 1:19.53 Pl: 23 2	6:01.58 1:20.23 Pl: 22 1	7:20.96 1:19.39 Pl: 18 4
40	 <b>Ava Malagisi</b> Columbia	<b>16:37.88</b>	38.42 - Pl: 7	2:00.70 1:22.29 Pl: 13 -6	3:18.95 1:18.25 Pl: 11 2	4:38.64 1:19.70 Pl: 9 2	5:58.10 1:19.46 Pl: 11 -2	7:19.46 1:21.37 Pl: 7 4
41	 <b>Rachel St. Germain</b> Quinnipiac	<b>16:40.49</b>	38.76 - Pl: 11	1:59.79 1:21.04 Pl: 2 9	3:17.74 1:17.96 Pl: 2	4:38.13 1:20.39 Pl: 4 -2	5:57.97 1:19.84 Pl: 9 -5	7:19.85 1:21.88 Pl: 9
42	 <b>Molly Weithman</b> William & Mary	<b>16:41.21</b>	40.13 - Pl: 29	2:02.91 1:22.78 Pl: 27 2	3:22.22 1:19.31 Pl: 27	4:41.98 1:19.77 Pl: 26 1	6:03.76 1:21.78 Pl: 24 2	7:24.14 1:20.39 Pl: 23 1
43	 <b>Grace Hughes</b> Lehigh	<b>16:41.98</b>	38.44 - Pl: 8	2:00.81 1:22.38 Pl: 14 -6	3:19.93 1:19.12 Pl: 16 -2	4:39.84 1:19.91 Pl: 15 1	6:00.14 1:20.30 Pl: 17 -2	7:20.63 1:20.50 Pl: 15 2
44	 <b>Caryn Rippey</b> Bucknell	<b>16:43.45</b>	39.63 - Pl: 24	2:00.03 1:20.40 Pl: 4 20	3:19.56 1:19.54 Pl: 14 -10	4:40.25 1:20.70 Pl: 18 -4	5:57.82 1:17.57 Pl: 8 10	7:21.22 1:23.40 Pl: 20 -12
45	 <b>Eleanor Droege</b> Colgate	<b>16:43.85</b>	39.59 - Pl: 22	2:02.30 1:22.72 Pl: 23 -1	3:20.86 1:18.56 Pl: 20 3	4:40.59 1:19.73 Pl: 20	6:00.69 1:20.11 Pl: 19 1	7:20.93 1:20.25 Pl: 17 2
46	 <b>Merem Gabriel-Rodriguez</b> Boston U	<b>16:45.44</b>	38.56 - Pl: 9	1:59.99 1:21.43 Pl: 3 6	3:18.15 1:18.16 Pl: 5 -2	4:38.62 1:20.47 Pl: 8 -3	5:58.28 1:19.66 Pl: 12 -4	7:20.02 1:21.75 Pl: 10 2
47	 <b>Samantha McGarity</b> Kennesaw State	<b>16:46.06</b>	38.82 - Pl: 12	2:01.20 1:22.39 Pl: 18 -6	3:20.59 1:19.39 Pl: 19 -1	4:39.94 1:19.36 Pl: 16 3	5:59.52 1:19.58 Pl: 15 1	7:20.30 1:20.79 Pl: 13 2
48	 <b>Zoe Mosher</b> Villanova	<b>16:46.58</b>	37.62 - Pl: 5	1:56.88 1:19.26 Pl: 5	3:19.84 1:22.96 Pl: 7 -2	4:39.62 1:19.79 Pl: 10 -3	5:56.34 1:16.72 Pl: 9 1	7:15.60 1:19.26 Pl: 11 -2
49	 <b>Kendall Collier</b> Lafayette	<b>16:47.41</b>	39.46 - Pl: 20	2:01.17 1:21.71 Pl: 17 3	3:20.43 1:19.27 Pl: 18 -1	4:40.14 1:19.71 Pl: 17 1	6:00.46 1:20.33 Pl: 18 -1	7:20.78 1:20.32 Pl: 16 2
50	 <b>Veselja Treacy</b> Maine	<b>16:50.71</b>	39.74 - Pl: 25	2:01.91 1:22.18 Pl: 21 4	3:18.84 1:16.94 Pl: 10 11	4:39.34 1:20.51 Pl: 13 -3	5:58.39 1:19.05 Pl: 13	7:20.13 1:21.75 Pl: 12 1
51	 <b>Neve Moulai</b> La Salle	<b>16:51.75</b>	37.89 - Pl: 3	2:00.12 1:22.23 Pl: 5 -2	3:17.99 1:17.87 Pl: 4 1	4:38.00 1:20.02 Pl: 3 1	5:57.54 1:19.54 Pl: 5 -2	7:19.65 1:22.11 Pl: 8 -3
52	 <b>Maggie Bartlow</b> Florida State	<b>16:52.11</b>	38.09 - Pl: 4	2:00.19 1:22.10 Pl: 7 -3	3:18.39 1:18.21 Pl: 7	4:38.44 1:20.05 Pl: 7	5:57.52 1:19.09 Pl: 4 3	7:19.15 1:21.63 Pl: 3 1
53	 <b>Elena Figueroa</b> Michigan	<b>16:53.57</b>	39.15 - Pl: 17	2:01.71 1:22.56 Pl: 20 -3	3:22.12 1:20.41 Pl: 26 -6	4:42.25 1:20.14 Pl: 27 -1	6:04.07 1:21.82 Pl: 26 1	7:25.76 1:21.70 Pl: 25 1
54	 <b>Zoe Merryman</b> Quinnipiac	<b>16:54.71</b>	39.89 - Pl: 27	2:02.61 1:22.73 Pl: 25 2	3:21.64 1:19.04 Pl: 24 1	4:40.98 1:19.35 Pl: 21 3	6:01.29 1:20.31 Pl: 20 1	7:21.19 1:19.91 Pl: 19 1
55	 <b>Liv Phillips</b> Wisconsin	<b>16:54.74</b>	38.57 - Pl: 12	1:57.80 1:19.24 Pl: 10 2	3:20.30 1:22.50 Pl: 12 -2	4:39.77 1:19.48 Pl: 12	5:56.87 1:17.10 Pl: 14 -2	7:15.65 1:18.78 Pl: 12 2
56	 <b>Madeleine O'Neill</b> Quinnipiac	<b>16:59.48</b>	39.60 - Pl: 23	2:02.57 1:22.98 Pl: 24 -1	3:21.58 1:19.01 Pl: 23 1	4:41.17 1:19.60 Pl: 22 1	6:01.50 1:20.33 Pl: 21 1	7:21.48 1:19.99 Pl: 22 -1
























57		<b>Leanna Johnston</b> Columbia	<b>17:00.53</b>	39.46 - Pl: 19	2:00.87 1:21.42 Pl: 15 4	3:19.17 1:18.30 Pl: 12 3	4:39.07 1:19.91 Pl: 12	5:58.48 1:19.41 Pl: 14 -2	7:20.10 1:21.63 Pl: 11 3
58		<b>Teegan Anderson</b> Florida Atlantic	<b>17:01.22</b>	37.75 - Pl: 2	2:00.18 1:22.44 Pl: 6 -4	3:17.91 1:17.73 Pl: 3 3	4:38.37 1:20.46 Pl: 6 -3	5:57.77 1:19.41 Pl: 7 -1	7:19.44 1:21.67 Pl: 6 1
59		<b>Payton Campbell</b> Monmouth	<b>17:01.37</b>	38.32 - Pl: 6	2:00.58 1:22.27 Pl: 11 -5	3:18.65 1:18.07 Pl: 9 2	4:38.88 1:20.24 Pl: 10 -1	5:58.04 1:19.16 Pl: 10	7:19.30 1:21.26 Pl: 5 5
60		<b>Allison Dougherty</b> Penn State	<b>17:04.61</b>	38.64 - Pl: 10	2:00.60 1:21.97 Pl: 12 -2	3:19.36 1:18.76 Pl: 13 -1	4:38.94 1:19.58 Pl: 11 2	5:57.75 1:18.82 Pl: 6 5	7:19.17 1:21.43 Pl: 4 2
61		<b>Sadie Honig</b> Georgia Tech	<b>17:05.40</b>	40.46 - Pl: 30	2:03.63 1:23.18 Pl: 28 2	3:24.25 1:20.62 Pl: 28	4:45.16 1:20.92 Pl: 28	6:06.04 1:20.88 Pl: 28	7:25.50 1:19.46 Pl: 24 4
62		<b>Anna Bodmer</b> Salisbury	<b>17:05.76</b>	38.21 - Pl: 5	2:00.45 1:22.24 Pl: 9 -4	3:19.67 1:19.22 Pl: 15 -6	4:39.60 1:19.94 Pl: 14 1	5:59.80 1:20.21 Pl: 16 -2	7:20.49 1:20.69 Pl: 14 2
63		<b>Katie Hamfeldt</b> Georgia Tech	<b>17:12.67</b>	40.70 - Pl: 31	2:03.87 1:23.18 Pl: 29 2	3:24.51 1:20.64 Pl: 29	4:45.79 1:21.29 Pl: 29	6:06.64 1:20.86 Pl: 29	7:28.05 1:21.41 Pl: 27 2
64		<b>Rosalyn Perozzi</b> PennWest CA	<b>17:45.50</b>	38.94 - Pl: 14	2:01.63 1:22.70 Pl: 19 -5	3:21.16 1:19.54 Pl: 21 -2	4:41.49 1:20.33 Pl: 24 -3	6:03.95 1:22.46 Pl: 25 -1	7:26.07 1:22.13 Pl: 26 -1
65		<b>Mia Strazzella</b> Fairfield	<b>18:41.19</b>	39.00 - Pl: 15	2:01.04 1:22.04 Pl: 16 -1	3:20.27 1:19.23 Pl: 17 -1	4:40.57 1:20.30 Pl: 19 -2	6:05.23 1:24.67 Pl: 27 -8	7:36.59 1:31.36 Pl: 28 -1
DNF		<b>Elizabeth Ilanda</b> Clemson		39.46 - Pl: 21					
DNF		<b>Stephanie Moss</b> Duke		36.85 - Pl: 5	1:53.56 1:16.72 Pl: 7 -2	3:08.70 1:15.15 Pl: 7	4:23.85 1:15.15 Pl: 7	5:38.66 1:14.81 Pl: 8 -1	6:54.98 1:16.32 Pl: 10 -2
DNF		<b>Julia David-Smith</b> Washington		36.08 - Pl: 2	1:52.43 1:16.35 Pl: 1 1	3:07.53 1:15.10 Pl: 1	4:22.74 1:15.22 Pl: 1	5:37.15 1:14.41 Pl: 1	6:52.22 1:15.08 Pl: 1
DNF		<b>Rose Coats</b> Maryland		37.75 - Pl: 12	1:53.53 1:15.78 Pl: 6 6	3:08.70 1:15.18 Pl: 6	4:23.82 1:15.13 Pl: 6	5:38.81 1:14.99 Pl: 9 -3	6:54.91 1:16.10 Pl: 9
DNF		<b>Grace Weigele</b> Stony Brook		38.71 - Pl: 22	1:54.28 1:15.58 Pl: 12 10	3:09.61 1:15.33 Pl: 13 -1	4:25.26 1:15.65 Pl: 17 -4	5:41.99 1:16.73 Pl: 20 -3	7:00.34 1:18.36 Pl: 21 -1
DNF		<b>Claire Archer</b> Yale							
DNF		<b>Caleigh Richards</b> Youngstown State		39.80 - Pl: 26					
DNF		<b>Sophia McInnes</b> Villanova		36.62 - Pl: 1	1:55.92 1:19.30 Pl: 1	3:19.03 1:23.12 Pl: 1	4:38.50 1:19.47 Pl: 1		
DNF		<b>Hannah Pricco</b> Michigan		37.45 - Pl: 1	1:59.53 1:22.08 Pl: 1	3:17.49 1:17.96 Pl: 1	4:37.57 1:20.08 Pl: 1	5:56.85 1:19.29 Pl: 1	
DNS		<b>Anastasia Chepkorir</b> West Virginia							
DNS		<b>Karina James</b> Toledo							
DNS		<b>Peyton Leigh</b> Princeton							
DNS		<b>Adriana Catalano</b> Johns Hopkins							

## SECTION-BY-SECTION

### Heat 1





























PL	ATHLETE	MARK	LN	BIB
1 (1)	 <b>Allie Zealand</b> Liberty	<b>15:26.38</b>	7	12
2 (2)	 <b>Rylee Blade</b> Florida State	<b>15:29.45</b>	1	3
3 (3)	 <b>Charlotte Richman</b> Army	<b>15:34.07</b>	9	17
4 (4)	 <b>Imogen Gardiner</b> Boston College	<b>15:42.68</b>	24	123
5 (5)	 <b>Jette Beermann</b> Duke	<b>15:46.69</b>	21	119
6 (6)	 <b>Audrey DaDamio</b> Duke	<b>15:47.18</b>	22	120
7 (7)	 <b>Sascha Letica</b> UConn	<b>15:48.21</b>	17	31
8 (8)	 <b>Brooke Rauber</b> N.C. State	<b>15:48.93</b>	2	4
9 (9)	 <b>Tayla Gunton</b> Iona	<b>15:49.95</b>	15	26
10 (10)	 <b>Megan Roberts</b> Texas A&M	<b>15:50.29</b>	18	32
11 (11)	 <b>Brynn Brown</b> North Carolina	<b>15:52.29</b>	4	7
12 (12)	 <b>Ciara O'Shea</b> North Carolina	<b>15:53.32</b>	6	11
13 (13)	 <b>Molly Malague</b> Harvard	<b>15:54.45</b>	8	15
14 (14)	 <b>Margaret Carroll</b> Villanova	<b>15:54.86</b>	16	27
15 (15)	 <b>Ella Semple</b> George Mason	<b>15:59.32</b>	14	25
16 (16)	 <b>Leane Willemse</b> Wisconsin	<b>16:10.52</b>	5	10
17 (19)	 <b>Jane Buckley</b> Providence	<b>16:15.23</b>	3	5
18 (34)	 <b>Olivia Millen</b> Michigan State	<b>16:32.19</b>	19	45
DNF	 <b>Stephanie Moss</b> Duke		20	118
DNF	 <b>Julia David-Smith</b> Washington		25	171
DNF	 <b>Rose Coats</b> Maryland		10	20
DNF	 <b>Grace Weigele</b> Stony Brook		11	21
DNS	 <b>Anastasia Chepkorir</b> West Virginia		12	23
DNS	 <b>Karina James</b> Toledo		13	24

### Heat 2

PL	ATHLETE	MARK	LN	BIB
1 (18)	 <b>Josephine Welin</b> Washington	<b>16:13.17</b>	19	71
2 (20)	 <b>McKinley Fielding</b> Youngstown State	<b>16:15.79</b>	18	70
3 (21)	 <b>Kelseigh O'Neil</b> Rutgers	<b>16:17.26</b>	7	49
4 (22)	 <b>Katie Dallas</b> Penn State	<b>16:18.42</b>	13	60
5 (23)	 <b>Lilly Zelasko</b> Western Michigan	<b>16:19.72</b>	17	69
6 (24)	 <b>Claire Shelton</b> Georgia Tech	<b>16:21.18</b>	1	33
7 (25)	 <b>Hasnae Goulamzi</b> LIU	<b>16:23.48</b>	2	36
8 (26)	 <b>Alex Schulz</b> Iona	<b>16:24.19</b>	4	42
9 (27)	 <b>Poppy Craig McFeely</b> Duke	<b>16:26.42</b>	22	121
10 (28)	 <b>Claire Daniels</b> Penn State	<b>16:27.28</b>	3	40
11 (29)	 <b>Claire Zubey</b> Penn State	<b>16:28.54</b>	9	54
12 (30)	 <b>Maddie Gardiner</b> North Carolina	<b>16:28.82</b>	6	47
13 (31)	 <b>Jasmine Trott</b> Bryant	<b>16:29.29</b>	5	43
14 (32)	 <b>Lorena David</b> Rutgers	<b>16:29.86</b>	12	59
15 (33)	 <b>Sophie Compton</b> Navy	<b>16:31.83</b>	10	55
16 (35)	 <b>Eva Kynaston</b> Penn State	<b>16:35.17</b>	21	93
17 (37)	 <b>Carter Brotherton</b> Johns Hopkins	<b>16:36.33</b>	20	74
18 (48)	 <b>Zoe Mosher</b> Villanova	<b>16:46.58</b>	16	68
19 (55)	 <b>Liv Phillips</b> Wisconsin	<b>16:54.74</b>	11	58
DNF	 <b>Claire Archer</b> Yale		8	50
DNF	 <b>Sophia McInnes</b> Villanova		23	172
DNS	 <b>Peyton Leigh</b> Princeton		14	62
DNS	 <b>Adriana Catalano</b> Johns Hopkins		15	67

### Heat 3

PL	ATHLETE	MARK	LN	BIB
1 (17)	 <b>Mercy Jebitok</b> Akron	<b>16:11.82</b>	1	53
2 (36)	 <b>Hannah Schemmel</b> Georgia Tech	<b>16:35.39</b>	13	88

3 (38)		<b>Tessa Walter</b> Furman	<b>16:36.95</b>	6	78
4 (39)		<b>Mallory Holloway</b> Marist	<b>16:37.72</b>	18	99
5 (40)		<b>Ava Malagisi</b> Columbia	<b>16:37.88</b>	8	82
6 (41)		<b>Rachel St. Germain</b> Quinnipiac	<b>16:40.49</b>	2	64
7 (42)		<b>Molly Weithman</b> William & Mary	<b>16:41.21</b>	12	87
8 (43)		<b>Grace Hughes</b> Lehigh	<b>16:41.98</b>	28	115
9 (44)		<b>Caryn Rippey</b> Bucknell	<b>16:43.45</b>	16	96
10 (45)		<b>Eleanor Droege</b> Colgate	<b>16:43.85</b>	17	98
11 (46)		<b>Merem Gabriel-Rodriguez</b> Boston U	<b>16:45.44</b>	9	83
12 (47)		<b>Samantha McGarity</b> Kennesaw State	<b>16:46.06</b>	22	107
13 (49)		<b>Kendall Collier</b> Lafayette	<b>16:47.41</b>	29	116
14 (50)		<b>Veselja Treacy</b> Maine	<b>16:50.71</b>	15	95
15 (51)		<b>Neve Moulai</b> La Salle	<b>16:51.75</b>	7	79
16 (52)		<b>Maggie Bartlow</b> Florida State	<b>16:52.11</b>	23	108
17 (53)		<b>Elena Figueroa</b> Michigan	<b>16:53.57</b>	21	103
18 (54)		<b>Zoe Merryman</b> Quinnipiac	<b>16:54.71</b>	20	102
19 (56)		<b>Madeleine O'Neill</b> Quinnipiac	<b>16:59.48</b>	19	100
20 (57)		<b>Leanna Johnston</b> Columbia	<b>17:00.53</b>	10	85
21 (58)		<b>Teegan Anderson</b> Florida Atlantic	<b>17:01.22</b>	3	66
22 (59)		<b>Payton Campbell</b> Monmouth	<b>17:01.37</b>	5	75
23 (60)		<b>Allison Dougherty</b> Penn State	<b>17:04.61</b>	4	73
24 (61)		<b>Sadie Honig</b> Georgia Tech	<b>17:05.40</b>	25	112
25 (62)		<b>Anna Bodmer</b> Salisbury	<b>17:05.76</b>	11	86
26 (63)		<b>Katie Hamfeldt</b> Georgia Tech	<b>17:12.67</b>	26	113
27 (64)		<b>Rosalyn Perozzi</b> PennWest CA	<b>17:45.50</b>	27	114
28 (65)		<b>Mia Strazzella</b> Fairfield	<b>18:41.19</b>	30	117
DNF		<b>Elizabeth Ilanda</b> Clemson		24	111
DNF		<b>Caleigh Richards</b> Youngstown State		14	89




















# College Women's Hammer Throw College










EVENT 609 THURSDAY 12:00 PM

## Records

ER Harvard 61.47 (201-8) 2023

## RESULTS

PLACE	ATHLETE	RESULT	1ST	2ND	3RD	4TH	5TH	6TH	BIB	POS
1	 <b>Erika Ezumba</b> Johns Hopkins	<b>58.77</b> 192-9	X	57.68 189-3 1	55.96 183-7 1	58.77 192-9 1	X 1		30	2- undefined
2	 <b>Gabby Cope</b> Penn State	<b>56.31</b> 184-9	52.33 171-8 7	55.99 183-8 3	56.31 184-9 2	54.96 180-4 2	55.16 181-0 2		32	2- undefined
3	 <b>Olamide Enajekpo</b> Towson	<b>56.24</b> 184-6	54.47 178-8 1	56.24 184-6 2	48.88 160-4 3	53.48 175-5 3	56.12 184-1 3	X 3	28	2- undefined
4	 <b>Ella Neskora</b> Penn	<b>56.01</b> 183-9	52.64 172-8 6	53.23 174-7 9	56.01 183-9 4	X 4	54.78 179-9 4		33	2- undefined
5	 <b>Gabrielle Deglau</b> Penn State	<b>55.30</b> 181-5	53.09 174-2 5	53.70 176-2 7	53.68 176-1 8	55.30 181-5 5	53.96 177-0 5		16	2- undefined
6	 <b>Madison Fowler</b> Bucknell	<b>54.69</b> 179-5	53.92 176-11 4	54.51 178-10 4	54.69 179-5 5	51.28 168-3 6	53.33 174-11 6		31	2- undefined
7	 <b>Alex Pancoast</b> Penn State	<b>54.16</b> 177-8	54.16 177-8 2	53.18 174-6 5	X 6	53.04 174-0 7	53.70 176-2 7		26	2- undefined
8	 <b>Sophia Axelrod</b> Delaware	<b>53.94</b> 177-0	53.94 177-0 3	X 6	X 7	X 8	53.20 174-6 8	X 8	19	2- undefined
9	 <b>Nattaly Lindo</b> Albany	<b>53.71</b> 176-2	X	52.94 173-8 10	53.67 176-1 9	X 9	53.71 176-2 9		37	1- undefined
10	 <b>Gabriela DeFelice</b> UConn	<b>53.53</b> 175-7	51.79 169-11 9	53.53 175-7 8					38	1- undefined
11	 <b>Marie Abongwa</b> UMBC	<b>52.79</b> 173-2	X	52.79 173-2 11					25	2- undefined
12	 <b>Jaida Graham</b> Hampton	<b>52.01</b> 170-7	52.01 170-7 8	X 12					23	2- undefined
13	 <b>Phoebe Williams</b> Johns Hopkins	<b>51.41</b> 168-8	50.08 164-4 12	51.41 168-8 13	X 13				45	1- undefined
14	 <b>Victoria Maher</b> St. Thomas Aquinas	<b>51.18</b> 167-11	51.18 167-11 10	50.82 166-9 14	X 14				47	1- undefined
15	 <b>Nalina Smith</b> Navy	<b>51.10</b> 167-8	51.10 167-8 11	X 15					24	2- undefined
16	 <b>Emmanuela Katou- Kouami</b> UDC	<b>50.75</b> 166-6	X	50.75 166-6 16	X 16				44	1- undefined
17	 <b>Madisyn Hawkins</b> Pitt	<b>49.62</b> 162-9	49.62 162-9 13	48.79 160-1 17					36	1- undefined

18	 <b>Tata Coulibaly</b> Fairleigh Dickinson	<b>48.79</b> <b>160-1</b>	47.93 157-3 14	48.79 160-1 18		39	1- undefined
19	 <b>Jesslyn Bentum</b> Villanova	<b>48.62</b> <b>159-6</b>	47.31 155-2 15	48.62 159-6 19		48	1- undefined
20	 <b>Alexa Dochat</b> Penn	<b>47.92</b> <b>157-3</b>	43.59 143-0 16	47.92 157-3 20		43	1- undefined
21	 <b>Gabriella Vizcarrondo</b> Cornell	<b>47.07</b> <b>154-5</b>	X	47.07 154-5 21	X 21	42	1- undefined
22	 <b>Jane Carey</b> Villanova	<b>43.78</b> <b>143-8</b>	X	43.78 143-8 22		49	1- undefined
23	 <b>Kiera Christensen</b> Villanova	<b>40.41</b> <b>132-7</b>	X	40.41 132-7 23		46	1- undefined
	 <b>Victoria Kuol</b> Akron		X	X		20	2- undefined
	 <b>Mia Hoskins</b> Columbia		X	X	X	21	2- undefined
	 <b>Fiona Agyekum</b> George Mason		X	X		34	1- undefined