

College Men's Distance Medley Championship of America

EVENT 348 FRIDAY 2:40 PM

Presented by College Ave












Presented in Honor of Dave Johnson



Records			
NR	Arkansas	9:20.10	1989
PR	Arkansas	9:20.10	1989

1200-400-800-1600.

Virginia, Texas A&M, and Virginia Tech set a fast pace for the first leg. Texas A&M used a strong 400m leg to get themselves into the lead, getting to the second exchange 5 meters ahead of Oregon, Washington, Virginia, and Michigan. Oregon passed Texas A&M 600m into the third leg and carried on to being the first team to the final exchange. But within 50 meters of the start of the anchor leg, Oregon slowed down, allowing Michigan, Washington, Villanova, Virginia, and Texas A&M to catch up. The race continued to slow and more teams joined the group by 700m, including URI, American, and Navy. The pack of nine stayed close through the bell. The pace finally quickened when Oregon's anchor - Simeon Birnbaum, the NCAA 1500m record holder - began to sprint. Villanova's Marco Langon kept with Oregon, and the two raced side-by-side down the final straightaway. In the end, Oregon held of Villanova by 1/2 step to win the race, winning their fifth event wheel (first wheel since 2017). Virginia Tech - sitting in second place at the first exchange - dropped the baton after the exchange was complete. Their 400m and 800m runners continued to race without the baton but ultimately stepped off the track at the final exchange.

RESULTS

PLACE	TEAM	RESULT	1200	1600	2400	4000	POS	BIB
1	 Oregon *Tomas Palfrey, Fuad Omer, James Harding, Simeon Birnbaum	9:32.08	2:50.61 - Pl: 4	3:36.19 45.58 Pl: 2 2	5:21.37 1:45.19 Pl: 1 1	9:32.08 4:10.72 Pl: 1	10	AL
2	 Villanova *Ben Thomas, Ethan Walls, Dan Watcke, Marco Langon	9:32.18	2:51.77 - Pl: 7	3:39.18 47.41 Pl: 7	5:23.42 1:44.25 Pl: 6 1	9:32.18 4:08.76 Pl: 2 4	3	AC
3	 Virginia *Nathan Mountain, Anders Felts, Samuel Rodman, Gary Martin	9:33.13	2:49.68 - Pl: 1	3:37.23 47.55 Pl: 4 -3	5:22.51 1:45.29 Pl: 4	9:33.13 4:10.62 Pl: 3 1	4	AD
4	 American *Carver Morgan, Gregory Celariste, Daden Grogan, Kaden Kluth	9:33.41	2:53.86 - Pl: 10	3:41.81 47.96 Pl: 9 1	5:32.81 1:51.00 Pl: 7 2	9:33.41 4:00.61 Pl: 4 3	9	AJ
5	 Michigan *Riley Flemington, John O'Reilly, Miles Brown, Henry Dixon	9:33.82	2:51.37 - Pl: 6	3:37.83 46.46 Pl: 5 1	5:21.66 1:43.84 Pl: 2 3	9:33.82 4:12.16 Pl: 5 -3	1	AA
6	 Washington *Tyler Bilyard, Alexander Rhodes, Martin Barco, Reuben Reina	9:34.06	2:52.14 - Pl: 8	3:36.92 44.78 Pl: 3 5	5:22.21 1:45.29 Pl: 3	9:34.06 4:11.86 Pl: 6 -3	5	AE
7	 Texas A&M *Reece Sharman-Newell, Eric Hemphill III, Grant Ashby, Ondrej Gajdos	9:36.93	2:49.97 - Pl: 3	3:35.47 45.50 Pl: 1 2	5:23.25 1:47.79 Pl: 5 -4	9:36.93 4:13.68 Pl: 7 -2	7	AG
8	 Navy *Matthew Newell, Ayden Henley, Aidan Eberhardt, Dane Eike	9:39.66	2:53.43 - Pl: 9	3:41.78 48.35 Pl: 8 1	5:34.29 1:52.52 Pl: 8	9:39.66 4:05.37 Pl: 8	12	AN
9	 Rhode Island *Maddox Jordan, Elias Sposato, Antonio Capalbo, Nick Martin	9:44.14	2:56.11 - Pl: 11	3:44.14 48.03 Pl: 10 1	5:35.80 1:51.66 Pl: 9 1	9:44.14 4:08.35 Pl: 9	13	AO
10	 Boston College *Roman Sierpina, Max Deane, Owen Pett, Alexander brown	9:58.99	3:02.10 - Pl: 12	3:50.00 47.90 Pl: 11 1	5:42.79 1:52.79 Pl: 10 1	9:58.99 4:16.20 Pl: 10	11	AM
DNF	 Virginia Tech *Nicholas Plant, Nabil Tezkratt, Christian Jackson, George Couttie		2:49.71 - Pl: 2	3:38.13 48.43 Pl: 6 -4			2	AB

DNF		Wisconsin *Patrick Hilby, Zion Ometesa, Henry Risser, Matan Ivri	2:51.35 - PI: 5		8 AH
DNS		Penn State Nick Sloff, Carter Fitzgerald, Kaleb Nastari, Ryan Watson			6 AF


















College Men's Shot Put College















EVENT 715 FRIDAY 3:00 PM

Records

ER Wake Forest 18.63 (61-1 1/2) 2015

RESULTS

PLACE	ATHLETE	RESULT	1ST	2ND	3RD	4TH	5TH	6TH	BIB	POS
1	 Marshall Potter UConn	17.99 59-0 ¼	17.03 55-10 ½ 1	17.18 56-4 ½ 2	17.80 58-4 ¾ 1	X 1	17.99 59-0 ¼ 1	17.99 59-0 ¼ 1	19	2-15
2	 Rhys Allen Maryland	17.60 57-9	16.91 55-5 ¾ 2	16.89 55-5 4	16.86 55-3 ¾ 5	16.93 55-6 ½ 6	17.33 56-10 ¼ 3	17.60 57-9 2	32	2-6
3	 Joe Seib Cornell	17.51 57-5 ½	X	17.22 56-6 1	16.69 54-9 ¼ 2	16.54 54-3 ¼ 3	17.51 57-5 ½ 2	17.26 56-7 ½ 3	41	1-14
4	 Trevor Veenstra Liberty	17.31 56-9 ½	16.54 54-3 ¼ 7	16.43 53-11 11	16.73 54-10 ¾ 9	17.31 56-9 ½ 2	17.07 56-0 4	X 4	23	2-12
5	 Noah Harman Cornell	17.28 56-8 ½	X	16.91 55-5 ¾ 5	16.82 55-2 ¼ 6	X 7	16.91 55-5 ¾ 7	17.28 56-8 ½ 5	28	2-9
6	 Uriah Harris William & Mary	17.11 56-1 ¾	16.65 54-7 ½ 5	X 9	17.11 56-1 ¾ 3	X 4	X 5	X 6	20	2-14
7	 Anthony Liakhnovich Princeton	17.00 55-9 ¼	16.87 55-4 ¼ 3	17.00 55-9 ¼ 3	X 4	X 5	16.85 55-3 ½ 6	X 7	26	2-11
8	 Christian Hicks Liberty	16.88 55-4 ¾	16.59 54-5 ¼ 6	16.80 55-1 ½ 7	16.88 55-4 ¾ 7	16.66 54-8 8	X 8	X 8	31	2-7
9	 Josiah Montgomery Pitt	16.87 55-4 ¼	16.66 54-8 4	16.87 55-4 ¼ 6	16.86 55-3 ¾ 8	16.48 54-1 9	X 9	16.15 53-0 9	22	2-13
10	 Braeden Quigley Akron	16.71 54-10	16.22 53-2 ¾ 9	16.71 54-10 8	16.69 54-9 ¼ 10				42	1-13
11	 Brady Mider Penn State	16.62 54-6 ½	16.52 54-2 ½ 8	16.62 54-6 ½ 10	16.19 53-1 ½ 11				29	2-8
12	 Braiden Pulver Bucknell	16.52 54-2 ½	16.02 52-6 ¾ 11	16.06 52-8 ¼ 14	16.52 54-2 ½ 12				40	1-15
13	 Jaden Kirkwood Youngstown State	16.38 53-9	X	16.38 53-9 12	16.03 52-7 ¼ 13				33	2-5
14	 Marcus Blasucci Columbia	16.35 53-7 ¾	X	X	16.35 53-7 ¾ 14				34	2-4
15	 Ronde Washington Monmouth	16.33 53-7	15.65 51-4 ¼ 14	15.97 52-4 ¾ 15	16.33 53-7 15				55	1-2
16	 Colton McMaster Dartmouth	16.32 53-6 ½	X	X	16.32 53-6 ½ 16				27	2-10
17	 Christopher Johnson Delaware State	16.31 53-6 ¼	16.21 53-2 ¼ 10	16.31 53-6 ¼ 13	X 17				35	2-3

18		Darius Sylvester Troy	16.19 53-1 ½	15.20 49-10 ½ 16	X 20	16.19 53-1 ½ 18	37	2-2
19		Albert Yodakis Monmouth	16.17 53-0 ¾	X	X	16.17 53-0 ¾ 19	53	1-5
20		Lane Graham Akron	15.90 52-2	15.90 52-2 12	15.75 51-8 ¼ 16	X 20	38	2-1
21		Chris Vance Akron	15.89 52-1 ¾	15.75 51-8 ¼ 13	15.89 52-1 ¾ 17	X 21	39	1-16
22		Malicah Etienne Georgian Court	15.31 50-2 ¾	14.86 48-9 20	14.88 48-10 23	15.31 50-2 ¾ 22	52	1-6
23		Ryan Cook Pitt	15.31 50-2 ¾	15.31 50-2 ¾ 15	X 18	X 23	50	1-8
24		Yianni Papanikolas Villanova	15.30 50-2 ½	15.15 49-8 ½ 17	15.12 49-7 ¼ 21	15.30 50-2 ½ 24	56	1-1
25		Atrell Williams Norfolk State	15.26 50-0 ¾	14.95 49-0 ¾ 19	15.26 50-0 ¾ 19	X 25	51	1-7
26		Caleb Duvelson NJIT	15.05 49-4 ½	15.05 49-4 ½ 18	X 22	X 26	57	1-3
		Alexander Johnson Yale		X	X	X	54	1-4
		Nicholas Connolly UConn		X	X	X	47	1-10
		Ryker Brown Maine		X	X	X	45	1-11
DNS		Joe Nowakowski Lehigh					44	1-12
DNS		Jake Kelly Kutztown					49	1-9


















College Men's Discus Throw College


















EVENT 708 FRIDAY 12:00 PM

Records

ER South Carolina 58.31 (191-3) 2015

RESULTS

PLACE	ATHLETE	RESULT	1ST	2ND	3RD	4TH	5TH	6TH	BIB	POS
1	 Trevor Veenstra Liberty	54.33 178-3	49.05 160-11 4	51.67 169-6 3	51.74 169-9 3	53.53 175-7 1	54.33 178-3 1	X 1	22	2-13
2	 Tayjo Oppong Troy	53.58 175-9	51.70 169-7 2	51.49 168-11 2	51.90 170-3 2	50.91 167-0 3	X 3	53.58 175-9 2	30	2-6
3	 Anthony Liakhnovich Princeton	52.33 171-8	52.33 171-8 1	51.73 169-8 1	X 1	50.69 166-3 2	50.92 167-1 2	46.57 152-9 3	35	2-2
4	 Matthew Auble Clemson	51.96 170-6	46.61 152-11 18	48.50 159-1 12	49.94 163-10 8	50.36 165-3 7	50.16 164-7 7	51.96 170-6 4	28	2-8
5	 Sam Engebretson Penn State	51.37 168-6	46.10 151-3 21	X 26	50.48 165-7 4	51.37 168-6 4	X 4	X 5	24	2-11
6	 Alex Polenik Bucknell	50.99 167-3	48.65 159-7 5	50.18 164-7 6	49.78 163-4 7	X 8	44.70 146-8 8	50.99 167-3 6	43	1-12
7	 Malicah Etienne Georgian Court	50.92 167-1	50.22 164-9 3	X 5	49.48 162-4 6	50.92 167-1 5	X 5	X 7	26	2-9
8	 Mark Linton Georgian Court	50.48 165-7	48.58 159-4 6	50.38 165-3 4	47.64 156-3 5	50.48 165-7 6	48.49 159-1 6	X 8	19	2-16
9	 Tristan Bolinsky Villanova	49.80 163-5	47.98 157-5 12	45.72 150-0 17	49.80 163-5 9	48.52 159-2 9	48.08 157-9 9	X 9	44	1-11
10	 Matthew Henricksen Bryant	49.56 162-7	47.43 155-7 13	49.56 162-7 7	X 10				41	1-14
11	 Logan Kelsch Salisbury	49.44 162-2	X	49.44 162-2 8	X 11				20	2-15
12	 Bradley Pawlak N.C. State	49.17 161-4	48.32 158-6 8	49.17 161-4 9	48.42 158-10 12				33	2-4
13	 Nathan Lebowitz Yale	48.95 160-7	47.15 154-8 14	X 20	48.95 160-7 13				13	2-17
14	 Peyton Murray Notre Dame	48.95 160-7	46.64 153-0 17	48.95 160-7 10	X 14				51	1-5
15	 Preston Beery Arizona State	48.73 159-10	47.99 157-5 11	48.73 159-10 11	47.55 156-0 15				29	2-7
16	 Keenan LaMontagne Bucknell	48.38 158-9	48.38 158-9 7	X 13	44.04 144-6 16				23	2-12
17	 Matthew Sarnowski Penn State	48.36 158-8	46.36 152-1 19	48.36 158-8 14	47.62 156-3 17				31	2-5

18	 Wade Shomper Bucknell	48.30 158-5	X	47.90 157-2 18	48.30 158-5 18	45	1-10
19	 Joe Seib Cornell	48.27 158-4	48.25 158-3 9	X 15	48.27 158-4 19	52	1-4
20	 Cameron Portis George Mason	48.22 158-2	48.22 158-2 10	X 16	46.75 153-4 20	40	1-15
21	 Chase Edwards Clemson	47.96 157-4	46.31 151-11 20	X 25	47.96 157-4 21	25	2-10
22	 Ryan Kamperman Akron	47.70 156-6	X	43.08 141-4 29	47.70 156-6 22	38	1-17
23	 Richard Fortune New Haven	47.50 155-10	X	47.50 155-10 19	X 23	53	1-3
24	 Zach Petko Notre Dame	46.83 153-7	46.83 153-7 15	X 21	X 24	36	2-1
25	 Demond Smith Morgan State	46.68 153-2	46.68 153-2 16	43.46 142-7 22	45.45 149-1 25	46	1-9
26	 Nicholas Connolly UConn	46.67 153-1	X	46.67 153-1 23	42.06 138-0 26	54	1-2
27	 Adam Szatanek Navy	46.51 152-7	45.67 149-10 22	46.51 152-7 24	X 27	47	1-8
28	 Hunter-Robbins Mann Navy	46.19 151-6	45.54 149-5 23	X 27	46.19 151-6 28	55	1-1
29	 Alex Krause UConn	45.01 147-8	43.55 142-10 24	45.01 147-8 28	X 29	48	1-7
30	 Brad Chosewood Dartmouth	43.08 141-4	X	43.08 141-4 29	X 30	49	1-6
31	 Fin Essley Maryland	42.67 140-0	42.67 140-0 25	X 31	X 31	39	1-16
32	 Nolan Recker Yale	40.76 133-9	X	X	40.76 133-9 32	21	2-14
	 Shawn Brady Rutgers		X	X	X	42	1-13
	 Yomi Babalola Dartmouth		X	X	X	34	2-3

College Men's 4x400 College (Heats)

















EVENT 407 FRIDAY 8:00 PM











Records

ER Auburn 3:04.53 1986

Nine teams qualify to College Final, Event #591 (Saturday, 5:10 PM).










RESULTS

PLACE	TEAM	RESULT	400	800	1200	1600	HEAT	POS	BIB
1	 Bryant & Stratton *King Evans, Gabe McLaughlin, Javeraih Holland, James Harrison	3:09.61 Q		1:35.06 - PI: 1	2:21.65 46.59 PI: 1	3:09.61 47.96 PI: 1	3 (1)	1	CR
2	 Coppin State Etiam Torgbenu, Kaleb Byndon, Damien Howard, Elijah Hicks	3:10.67 q		1:35.51 - PI: 2	2:23.51 48.00 PI: 3 -1	3:10.67 47.16 PI: 2 1	3 (2)	3	CH
3	 UMBC *Kemarley Hibbert, Justin Febles, Jacob Martin, Rhema Nkwocha	3:11.36 q		1:35.95 - PI: 3	2:23.40 47.46 PI: 2 1	3:11.36 47.96 PI: 3 -1	3 (3)	7	CD
4	 Lincoln *Sahfi Reed, Devin James, Phillip Burney, Carlo Johnson	3:12.15 q		1:37.23 - PI: 5	2:25.80 48.58 PI: 6 -1	3:12.15 46.35 PI: 4 2	3 (4)	6	CC
5	 Delaware State *Tori Willis Jr., Alonzo Sims Jr, Keith Jenerette, Sage Phillips	3:12.64 Q		1:37.34 - PI: 4	2:24.93 47.60 PI: 1 3	3:12.64 47.71 PI: 1	2 (1)	8	CK
6	 Morgan State *Myles Dorsey, Maxim Copeland, Keenan Frisby, Caleb Mincey	3:12.69 q		1:37.51 - PI: 6	2:24.65 47.15 PI: 4 2	3:12.69 48.04 PI: 5 -1	3 (5)	2	CM
7	 Maine *Nolan Feyler, Spencer Stadnicki, Ryan Fernstrom, Andrew Card	3:12.86 Q		1:37.49 - PI: 3	2:26.35 48.86 PI: 3	3:12.86 46.51 PI: 1 2	1 (1)	7	CI
8	 Villanova *Andrew Geiser, Ethan Walls, Ty Hoffmann, Luke Rakowitz	3:13.47 q		1:37.36 - PI: 2	2:25.15 47.79 PI: 1 1	3:13.47 48.33 PI: 2 -1	1 (2)	8	CJ
9	 MICO *Romario Stewart, Marcus Hutchinson, Jameel Young, Romaine Campbell	3:13.48 q		1:36.09 - PI: 1	2:25.25 49.17 PI: 2 -1	3:13.48 48.23 PI: 3 -1	1 (3)	9	CP
10	 Albany *Kyaire Lawson, Julio Martinez, Amari Alcindor, Anthony Couch	3:13.56		1:37.12 - PI: 4	2:25.65 48.53 PI: 5 -1	3:13.56 47.92 PI: 6 -1	3 (6)	8	CL
11	 Troy *Romario Taylor, Ethan Forbes, Josh Kalozi, Dawson Isbell	3:13.63		1:37.04 - PI: 3	2:26.14 49.11 PI: 3	3:13.63 47.49 PI: 2 1	2 (2)	6	CA
12	 Bucknell *Amani Ndegwa-Brown, Preston Lubeski, Luke Petryna, Ethan Fianko	3:13.74		1:37.50 - PI: 5	2:26.33 48.83 PI: 4 1	3:13.74 47.41 PI: 3 1	2 (3)	7	CF
13	 RIT *John Elliot, Ryan Senf, Trenton Goyette, Jack Defeo	3:14.61		1:38.29 - PI: 5	2:27.77 49.48 PI: 4 1	3:14.61 46.84 PI: 4	1 (4)	2	DD
14	 Monroe *Cleon Joseph, Shaquane Toussaint, Christian Gabriel, Modou Sanneh	3:14.72		1:36.15 - PI: 1	2:28.94 52.79 PI: 7 -6	3:14.72 45.79 PI: 4 3	2 (4)	2	CB
15	 NJIT *Jason Alvarez, Pietro Carpentari, Moustafa Abdelaal, Eatoniel Brown	3:14.79		1:37.80 - PI: 7	2:26.62 48.83 PI: 6 1	3:14.79 48.17 PI: 5 1	2 (5)	9	CO
16	 Lafayette *Roman Conca, Alexander Caba, Baker Pott, John Paul Pfisterer	3:15.15		1:38.66 - PI: 8	2:27.55 48.89 PI: 7 1	3:15.15 47.61 PI: 7	3 (7)	9	CN

17	 Fairleigh Dickinson	3:15.60	1:37.60 - PI: 6	2:26.03 48.43 PI: 2 4	3:15.60 49.58 PI: 6 -4	2 (6)	1	DC
18	 N.C. Central	3:15.76	1:36.68 - PI: 2	2:26.53 49.85 PI: 5 -3	3:15.76 49.23 PI: 7 -2	2 (7)	5	CT
19	 UWI Mona	3:16.26	1:38.27 - PI: 4	2:27.90 49.64 PI: 5 -1	3:16.26 48.36 PI: 5	1 (5)	6	AW
21	 Binghamton	3:16.71	1:38.80 - PI: 9	2:28.26 49.47 PI: 8 1	3:16.71 48.45 PI: 8	3 (8)	4	CV
22	 Lock Haven	3:18.26	1:40.07 - PI: 8	2:29.87 49.80 PI: 8	3:18.26 48.40 PI: 8	2 (8)	4	CY
23	 Wagner	3:18.73	1:41.00 - PI: 8	2:29.72 48.72 PI: 7 1	3:18.73 49.01 PI: 7	1 (7)	5	CS
24	 Fordham	3:19.11	1:40.21 - PI: 9	2:30.63 50.43 PI: 9	3:19.11 48.48 PI: 9	2 (9)	3	DB
25	 UMES	3:19.18	1:38.53 - PI: 7	2:28.49 49.96 PI: 9 -2	3:19.18 50.69 PI: 9	3 (9)	5	CU
26	 Goldey Beacom	3:26.18	1:40.35 - PI: 7	2:32.66 52.31 PI: 8 -1	3:26.18 53.53 PI: 8	1 (8)	3	DA
DQ	 Rider		1:39.64 - PI: 6	2:28.34 48.70 PI: 6	3:16.43 48.10 PI: 6	1	4	CZ









HEAT-BY-HEAT

Heat 1










PL	ATHLETE	MARK	LN	BIB
1 (7)	 Maine	3:12.86 Q	7	CI
2 (8)	 Villanova	3:13.47 q	8	CJ
3 (9)	 MICO	3:13.48 q	9	CP
4 (13)	 RIT	3:14.61	2	DD
5 (19)	 UWI Mona	3:16.26	6	AW
7 (23)	 Wagner	3:18.73	5	CS
8 (26)	 Goldey Beacom	3:26.18	3	DA
DQ	 Rider		4	CZ
	 Yale			CG

Heat 2

PL	ATHLETE	MARK	LN	BIB
1 (5)	 Delaware State	3:12.64 Q	8	CK

2 (11)		Troy	3:13.63	6	CA
3 (12)		Bucknell	3:13.74	7	CF
4 (14)		Monroe	3:14.72	2	CB
5 (15)		NJIT	3:14.79	9	CO
6 (17)		Fairleigh Dickinson	3:15.60	1	DC
7 (18)		N.C. Central	3:15.76	5	CT
8 (22)		Lock Haven	3:18.26	4	CY
9 (24)		Fordham	3:19.11	3	DB

Heat 3

PL	ATHLETE	MARK	LN	BIB
1 (1)	 Bryant & Stratton	3:09.61 Q	1	CR
2 (2)	 Coppin State	3:10.67 q	3	CH
3 (3)	 UMBC	3:11.36 q	7	CD
4 (4)	 Lincoln	3:12.15 q	6	CC
5 (6)	 Morgan State	3:12.69 q	2	CM
6 (10)	 Albany	3:13.56	8	CL
7 (16)	 Lafayette	3:15.15	9	CN
8 (21)	 Binghamton	3:16.71	4	CV
9 (25)	 UMES	3:19.18	5	CU