

# VILLANOVA FOOTBALL GAME NOTES

## GAMEDAY

Date	September 20, 2025
Time	1:00 PM
Venue	Kessler Stadium
Capacity	4,200

## LIVE COVERAGE

### TV

NBCSP+, FloCollege  
Eddy Occhipinti (Play By Play)  
Emory Hunt (Analyst)  
Brandon London (Sideline)

### RADIO

Villanova Sports Radio Network  
AM 1480, FM 102.5, FM 104.1 (Trenton)  
Ryan Fannon (Play By Play)  
Steve Pinone (Analyst)

## ALL-TIME SERIES

### MONMOUTH LEADS 3-0

First Meeting	2011
First Villanova Win	—
First Monmouth Win	2011 (20-9)

Last Meeting	2024
Last Villanova Win	—
Last Monmouth Win	2024 (40-33)

Mark Ferrante vs. Monmouth	0-2
Kevin Callahan vs. Villanova	3-0

at Villanova	0-2
at Monmouth	0-1
CAA Football	0-2

Current Streak	L3 (2011, 2022, 2024)
Longest Streak	L3 (2011, 2022, 2024)

## THE MATCHUP



### VILLANOVA

Nickname .....Wildcats  
Conference .....CAA Football  
Record .....1-1 (0-0 CAA)  
Stats Perform FCS Poll.....#11  
AFCA FCS Coaches Poll .....#tie-12  
Head Coach .....Mark Ferrante  
Career Record.....58-34  
Villanova Record.....58-34  
Location .....Villanova, Pa.  
Founded.....1842  
Enrollment .....6,584  
Colors .....Blue and White



### MONMOUTH

Nickname .....Hawks  
Conference .....CAA Football  
Record .....2-1 (0-0 CAA)  
Stats Perform FCS Poll.....No. 21  
AFCA FCS Coaches Poll .....No. 18  
Head Coach .....Kevin Callahan  
Career Record.....190-149  
Monmouth Record.....190-149  
Location .....West Long Branch, N.J.  
Founded.....1933  
Enrollment .....5,000  
Colors.....Midnight Blue and White

## VILLANOVA SCHEDULE

Date	Opponent	Location	Time/Result	Att.
9.6	Colgate	Villanova, Pa.	W, 24-17	4,151
9.13	@ (No. 2/2) Penn State	University Park, Pa.	L, 6-52	109,516
9.20	@ (No. 21/18) Monmouth (CAA)	West Long Branch, N.J.	1:00 PM	FloCollege
9.27	William & Mary (CAA)	Villanova, Pa.	3:30 PM	FloCollege
10.4	@ New Hampshire (CAA)	Durham, N.H.	1:00 PM	FloCollege
10.11	@ Elon (CAA)	Elon, N.C.	2:00 PM	FloCollege
10.18	Hampton (CAA)	Villanova, Pa.	1:00 PM	FloCollege
10.25	UAlbany (CAA)	Villanova, Pa.	3:30 PM	FloCollege
11.8	@ Towson (CAA)	Towson, Md.	1:00 PM	FloCollege
11.15	Stony Brook (CAA)	Villanova, Pa.	1:00 PM	FloCollege
11.22	Sacred Heart	Villanova, Pa.	1:00 PM	FloCollege

## TODAY'S GAME

■ Villanova travels to Monmouth this week and will face the Hawks on the road for the second straight year. The teams will be playing each other for the fourth time overall and the third time as conference opponents.

■ Villanova took on one of the top teams in the country last Saturday when it faced FBS No. 2 Penn State in State College. The attendance of 109,516 is the largest crowd that the Wildcats have played in front of at any venue in their history.

■ Villanova is 27-10 in its previous conference openers and has won its first league game in 10 of the last 13 seasons, including last year at home with a 14-13 triumph over Towson. This year is the first time in a full season since 2019 that the Wildcats are playing their first CAA game of the year on the road.

■ Villanova is 9-9 against nationally-ranked CAA opponents during the **Mark Ferrante** head coaching era (since 2017). Monmouth is ranked in both FCS national polls this week.

■ Last week at Penn State, sophomore running back **David Avit** became the 43rd player in school history to surpass 1,000 career rushing yards. He achieved the milestone with a 27 yard burst in the second quarter and has amassed 1,025 yards on the ground in his first 16 college football games.

■ Villanova features a veteran team this year, with the 93 players on its roster combining to play in 1,211 career collegiate football games entering play at Monmouth this week.

# VILLANOVA FOOTBALL GAME NOTES

## QUICK FACTS

<b>Villanova University</b>	
Location	Villanova, Pa.
Founded	1842
Enrollment	6,584
President	Rev. Peter M. Donohue, O.S.A.
Athletic Director	Eric Roedl
Colors	Blue and White
Nickname	Wildcats

### Athletics History

Team National Championships	21
Individual National Champions	120
Team Conference Championships	129

### Villanova Football

Affiliation	FCS
Conference	CAA Football
First Year	1894
All-Time Record	670-507-41 (.567)
Bowl Games	5
FCS Playoff Appearances	16
Last Playoff Appearance	2024
National Championships	1

### Head Coach

Head Coach	Mark Ferrante
Years at Villanova	35
Years as Head Coach	Sixth Season
Career Record	58-34 (.630)

### Stadium

Stadium	Villanova Stadium
Capacity	12,000
Surface	Astroplay (artificial grass)
Press Box Phone	610-519-5290
All-Time Record	272-112-5 (.706)

### Award Winners

Walter Payton Awards	3
Jerry Rice Awards	1
First Team All-Americans	31
Major Conference Awards	22
All-Conference Honorees	351
Academic All-Americans	14
CAA Football Scholar-Athletes of the Year	4
Academic All-Conference Honorees	837

### 2025 Team Information

Offensive Formation	Multiple
Defensive Formation	Multiple
Letterwinners Returning	70
Letterwinners Lost	23
Offensive Starters Returning/Lost	8/3
Defensive Starters Returning/Lost	5/6
Specialists Returning/Lost	3/2
2024 Overall Record	10-4
2024 Conference Record	6-2

## VILLANOVA NOTEBOOK

### TODAY'S GAME

- Villanova makes its second visit in as many years to Kessler Stadium for its conference opener against No. 21/18 Monmouth (2-1, 0-0 CAA Football) this week. The game will be televised live on NBCSP+ and streamed on FloCollege. The radio broadcast on the Villanova Sports Radio Network with **Ryan Fannon** and **Steve Pinone** can be heard on Fox Sports Radio Philly which is accessible on mobile devices via the iHeart radio app.

### ABOUT VILLANOVA

- Villanova played its annual game against an FBS opponent last week when it traveled to No. 2 Penn State for only the second meeting between the teams in the last 74 years. The contest featured the largest attendance the Wildcats had ever played in front of at any venue with an announced crowd of 109,516 at West Shore Home Life Field at Beaver Stadium. Prior to the Penn State contest, the Wildcats opened their season with a 24-17 home victory over Colgate on September 6.

### ABOUT MONMOUTH

- Monmouth will be playing at home this week for the first time in 2025 after starting the year with three straight road games. The first two of those contests featured victories over Patriot League foes Colgate (42-39) and Fordham (49-28) in which the Hawks amassed 1,147 yards of total offense. The offense is led by quarterback Derek Robertson who has completed at least 30 passes in each of Monmouth's first three games this season. He has gone 100-of-138 through the air for 1,265 yards with 14 touchdowns while being intercepted five times. The playmakers in the Hawks offense are wide receiver Josh Derry who has caught 24 passes for 357 yards and six scores, along with the duo of siblings Gavin Nelson at wide receiver (15-308, 3 TDs) and Rodney Nelson at running back (326 rushing yards, 2 TDs).

### SERIES STUFF

- Villanova will be looking for its first win in a limited series history against Monmouth. The teams met for the first time in a non-conference matchup in 2011 which resulted in the Hawks tallying a 20-9 victory at Villanova Stadium. More recently, the teams have met as CAA Football foes twice in the last three years. Monmouth won a 49-42 contest on the Main Line in 2022 and posted a 40-33 victory in West Long Branch, N.J. last year.

### CONFERENCE OPENER

- Villanova is 27-10 in conference openers since joining the Yankee Conference in 1988. Saturday's game will only be the 11th time in 38 years that the Wildcats will play their league opener on the road. Villanova is 7-3 in previous conference openers on the road, with the most recent such games coming in 2019 at Towson (52-45 win) and in the 2021 abbreviated spring season at Stony Brook (16-13 win). Villanova has won 10 of its last 13 conference openers overall, including a 14-13 home triumph over Towson last year.

### TOP 25 MATCHUP

- Villanova will play its first FCS Top 25 matchup of the season when it faces Monmouth this week. Since becoming an FCS program in 1985, the Wildcats are 59-52 (.532) in games where both Villanova and its opponent are ranked in the FCS national polls. Head coach **Mark Ferrante** is 9-9 in his career against ranked CAA Football opponents and has an overall record of 15-12 (.556) against FCS Top 25 teams. Villanova comes in at No. 11 in this week's Stats Perform FCS Top 25 and is tied for 12th in the AFCA FCS Coaches Poll.

# VILLANOVA FOOTBALL GAME NOTES

## VILLANOVA NOTEBOOK

### RUSHING FOR 1,000

- Sophomore running back **David Avit** became the 43rd player in school history to reach 1,000 career rushing yards in last week's game at Penn State. It took just 16 career games played for Avit to reach the 1,000 plateau. The only players in Villanova history who have gotten to 1,000 rushing yards in fewer games are quarterback *John Robertson* (2011-15) who needed 14 games and running back *Gene Filipski* (1952-53) who reached the milestone in just 11 games. Avit has 198 carries for 1,025 yards and nine TDs in his career.

### VILLANOVA DEFENSE – INSIDE THE NUMBERS

- Villanova has 14 pass breakups through its first two games played this season, including eight in the season opener against Colgate and six at Penn State last week. The last time the Wildcats had as many as 14 pass breakups in a two-game span was during the 2021 season against UAlbany and Rhode Island. The team hasn't had this many pass breakups in the first two games of a season in at least 20 years based on immediately available data. Redshirt freshman safety **Anthony Hawkins** leads the team so far with three pass breakups on the year.
- Villanova did not allow a play from scrimmage of longer than 23 yards in its game at Penn State last week. Although the Nittany Lions had four pass completions that ranged from 21-23 yards, the Wildcats defense held Penn State to a respectable 6.7 average yards per play in the game. It was the fewest yards per play by an FBS opponent against VU since a 2018 win over Temple when Villanova held the Owls to 4.8 yards per play.
- On the opening drive of last week's game at Penn State, the Nittany Lions converted two straight third down chances to extend what would eventually be a 12-play scoring drive. From that point on however, the Wildcats defense held Penn State to just 3-of-9 on third down the rest of the game. Through two games played this season, Villanova has allowed just two third down conversions in the second half (2-of-8) by its opponents.
- The success Villanova is having defensively this season looks particularly impressive considering that the Wildcats lost six starters from its defense a year ago, including an All-American linebacker and the entire starting secondary. There are 12 defensive players on the current Villanova depth chart who are in their first or second year of collegiate eligibility, and – against the Nittany Lions – the Wildcats used nine players on defense who had nine or fewer career games played.
- Seven of the starters on the current Villanova depth chart are in their first year in a starting role this season. That group includes redshirt freshman linebacker **Omari Bursey**, junior linebacker **Turner Inge**, sophomore corners **Zahmir Dawud** and **Newtom Essiem**, and a trio of safeties in redshirt freshman **Anthony Hawkins**, senior **Christian Sapp** and senior **Garrett Rogan**.
- Not all of the faces are new ones on the Villanova defense. All three starting defensive linemen from a year ago – **Ayden Howard**, **Obinna Nwobodo** and **Capri Martin** – are back this year, as is preseason All-American **Shane Hartzell** to anchor the defense from his linebacker position. Hartzell already has 15 tackles through the first two games this season, including a game-high nine total stops against Penn State last week. His fifth tackle of the game against the Nittany Lions was the 300th stop of his career. Hartzell has 304 total tackles, 24.5 tackles for loss and 13 sacks in 44 career games played.

## TALE OF THE TAPE

VU	CATEGORY	MON
15.0	Scoring Offense	42.0
34.5	Scoring Defense	36.3
29	First Downs	85
45	First Downs Allowed	79
100.0	Rushing Yards/Game	113.3
174.0	Rushing Defense/Game	132.0
197.5	Passing Yards/Game	421.7
233.5	Passing Defense/Game	376.3
297.5	Total Offense/Game	535.0
407.5	Total Defense/Game	508.3
21.0	Kick Return Average	30.2
–	Punt Return Average	-3.0
1-0-0	Interception Returns	2-5-0
6-44	Penalties-Yards	18-187
32:24	Time of Possession	28:33
40%	3rd Down Offense	45%
42%	3rd Down Defense	51%
100%	4th Down Offense	62%
100%	4th Down Defense	57%
75% (3-4)	Red Zone Offense	(10-13) 77%
86% (6-7)	Red Zone Defense	(13-16) 81%
2-0	Fumbles-Lost	0-0
minus-1	Turnover Margin	+1
1-2	Field Goals	0-0
3-3	PATs	93% (14-15)
1-2	Team Sacks	8-47
3-14	Sacks Allowed	6-49

### VILLANOVA LEADERS

#### PASSING

Pat McQuaide 326 (25-43-1, 1 TD)

#### RUSHING

David Avit 25-102 (0 TD)

Isaiah Ragland 23-35 (1 TD)

Pat McQuaide 5-34 (1 TD)

#### RECEIVING

Luke Colella 6-127 (0 TD)

Lucas Kopecky 6-105 (1 TD)

#### TACKLES

Shane Hartzell 15 (7-8, 0.0 TFL)

Turner Inge 11 (6-5, 0.5 TFL)

Christian Sapp 10 (8-2, 0.0 TFL)

### MONMOUTH LEADERS

#### PASSING

Derek Robertson 1265 (100-138-5, 14 TD)

#### RUSHING

Rodney Nelson 57-326 (2 TD)

#### RECEIVING

Josh Derry 24-357 (5 TD)

Gavin Nelson 15-308 (3 TD)

TJ Speight 16-197 (1 TD)

#### TACKLES

Jaeden Jones 27 (16-11, 1.0 TFL)

Ryan Russo 18 (7-11, 2.5 TFL)

Deuce Lee 17 (8-9, 0.0 TFL)



# VILLANOVA FOOTBALL GAME NOTES

## NATIONAL RANKINGS

STATS PERFORM FCS TOP 25				SEPT. 15
Rk	Team (1st)	Rec.	Pts.	
1	North Dakota State (52)	3-0	1,396	
2	South Dakota State (4)	3-0	1,341	
3	Tarleton State	4-0	1,277	
4	Montana State	1-2	1,210	
5	Montana	2-0	1,175	
6	Illinois State	2-1	1,051	
7	<b>Rhode Island</b>	<b>3-0</b>	<b>1,037</b>	
8	Idaho	2-1	968	
9	UC Davis	1-1	873	
10	Lehigh	3-0	846	
11	<b>Villanova</b>	<b>1-1</b>	<b>694</b>	
12	Tennessee Tech	3-0	679	
13	Southern Illinois	2-1	624	
14	Abilene Christian	1-2	606	
15	South Dakota	1-2	542	
16	North Dakota	1-2	540	
17	Northern Arizona	2-1	511	
18	Austin Peay	2-1	377	
19	UIW	1-2	374	
20	Jackson State	2-1	364	
21	<b>Monmouth</b>	<b>2-1</b>	<b>321</b>	
22	West Georgia	3-0	253	
23	Lamar	2-1	204	
24	Sacramento State	1-2	203	
25	<b>New Hampshire</b>	<b>2-1</b>	<b>191</b>	

**Receiving Votes:** Presbyterian 83, Mercer 63, Harvard 54, Youngstown State 47, Southeast Missouri State 43, Gardner-Webb 41, Richmond 33, UT Martin 28, Stephen F. Austin 22, Eastern Kentucky 21, Nicholls 18, East Tennessee State 13, Southeastern Louisiana 13, Tennessee State 13, South Carolina State 11, **Stony Brook** 10, **Bryant** 10, **Elon** 9

AFCA FCS COACHES POLL				SEPT. 15
Rk	Team (1st)	Rec.	Pts.	
1	North Dakota State (25)	3-0	649	
2	South Dakota State (1)	3-0	622	
3	Tarleton State	4-0	601	
4	Illinois State	2-1	543	
5	Montana	2-0	521	
6t	<b>Rhode Island</b>	<b>3-0</b>	<b>519</b>	
6t	Montana State	1-2	519	
8	Idaho	2-1	419	
9	UC Davis	1-1	402	
10	Lehigh	3-0	386	
11	Southern Illinois	2-1	343	
12t	<b>Villanova</b>	<b>1-1</b>	<b>310</b>	
12t	Tennessee Tech	3-0	310	
14	UIW	1-2	267	
15	Abilene Christian	1-2	263	
16	Jackson State	2-1	251	
17	North Dakota	1-2	206	
18	<b>Monmouth</b>	<b>2-1</b>	<b>197</b>	
19	Northern Arizona	2-1	188	
20	Austin Peay	2-1	166	
21	South Dakota	1-2	157	
22	Sacramento State	1-2	91	
23	<b>New Hampshire</b>	<b>2-1</b>	<b>88</b>	
24	Youngstown State	2-1	80	
25	Mercer	1-1	78	

**Receiving Votes:** West Georgia 63, Lamar 43, Presbyterian 40, Southeastern Louisiana 28, **Bryant** 21, Furman 16, Lafayette 11, Dartmouth 9, Harvard 9, Stephen F. Austin 6, **Elon** 5, Nicholls 5, Northern Iowa 5, Gardner-Webb 3, South Carolina State 3, East Tennessee State 2, Richmond 2, Southeast Missouri State 2, Central Arkansas 1

## VILLANOVA NOTEBOOK

### POLLING PLACES

- Villanova remained unchanged at No. 11 in this week's Stats Perform FCS Top 25 and fell one spot into a tie for 12th place in the AFCA FCS Coaches Poll. This year is the 33rd time in the last 38 seasons that the Wildcats have been nationally ranked at some point during the season.
- Villanova ranks fourth among all teams in FCS history (since 1978) for the number of weeks appearing in the national media poll. In their 328 weeks being nationally ranked, the Wildcats have been in the top 10 for a total of 153 weeks (11th most all-time) and have been ranked in the top five for 66 weeks. Villanova has achieved a Top 5 ranking at least once in 16 seasons since 1991.

### MOST FREQUENTLY RANKED TEAMS IN FCS HISTORY (SINCE 1978)

Team	Years	Weeks	Highest	No. 1	Top 5	Top 10
Montana	40	444	No. 1	34	200	312
Northern Iowa	41	413	No. 1	11	108	204
Delaware (x)	39	361	No. 1	5	75	189
<b>Villanova</b>	<b>33</b>	<b>327</b>	<b>No. 1</b>	<b>10</b>	<b>66</b>	<b>153</b>
New Hampshire	40	315	No. 1	13	50	135
Eastern Kentucky	39	313	No. 1	34	86	167
James Madison (x)	32	306	No. 1	34	101	181
Furman	36	304	No. 1	5	95	178
Appalachian State (x)	29	303	No. 1	25	130	212
Georgia Southern (x)	29	298	No. 1	46	128	196

(x) no longer plays at the FCS level

### ROAD STRETCH

- Villanova is in the midst of playing three games out of four away from home. The stretch began with last week's trip to Penn State and continues with the Wildcats traveling to Monmouth this Saturday for the second year in a row. After a home game next week against William & Mary, the Wildcats will go on the road again to visit New Hampshire on October 4.

### DECADE OF DOMINANCE

- Villanova is the only current CAA Football member to have won at least 70 games over the past decade (2015-25). In this stretch the Wildcats have an overall record of 73-42 (.635) and have gone 47-29 (.618) in regular season conference games while making the playoffs five times.

### CURRENT CAA FOOTBALL TEAMS AT A GLANCE (2015-25)

Team	Overall	Pct.	CAA	Pct.	Playoffs
<b>Villanova</b>	<b>73-43</b>	<b>.629</b>	<b>47-29</b>	<b>.618</b>	<b>5</b>
North Carolina A&T	65-43	.602	0-16	.000	0
Monmouth	64-47	.577	10-14	.417	3
New Hampshire	62-51	.549	43-30	.589	5
William & Mary	57-53	.518	35-39	.473	2
Towson	54-51	.514	36-36	.500	1

# VILLANOVA FOOTBALL GAME NOTES

## VILLANOVA NOTEBOOK

### FANTASTIC FIVE

- Villanova has compiled a record of 37-16 (.698) over the last five seasons (2021-25) while making three playoff appearances and winning 10+ games three times. The overall record puts the Wildcats 12th among all FCS teams in terms of winning percentage since the start of the 2021 season. Villanova came into the 2025 season as one of six FCS teams to have won 10 games or more in at least three of the last four seasons.

### RECORD-SETTING DEBUT

- No Villanova quarterback has ever thrown for 300 yards in his first start for the team. However, the last two signal callers to debut for the Wildcats have thrown for 298 and 299 yards, respectively. Graduate student **Pat McQuaide**, a transfer from Nicholls, made his first start for VU against Colgate on September 6 and threw for 299 yards and a score. He surpassed the previous school record for most passing yards in the first start for the team which was held for the past three years by **Connor Watkins**, the starter from 2022-24 who threw for 298 yards in his first career start against Lehigh to open the 2022 season. McQuaide is also just the third left-handed quarterback to start for Villanova in their FCS era. The others are *Christian Culicerto* (2011) and *Zach Bednarczyk* (2015-18).

### MORE ON MCQUAIDE

- In addition to setting a record for most passing yards by a quarterback in his first VU start, **Pat McQuaide** became the third straight Villanova starter to win his debut while throwing for over 200 yards and recording at least one passing and rushing touchdown. He tallied his 400th career completion as a collegiate quarterback last week and needs 260 more passing yards to reach 5,000 for his career, including his time at Nicholls the past two seasons and this season with the Wildcats.

### CENTURY MARK DEBUT

- Fifth year collegian **Luke Colella** is another player who made his Villanova debut against Colgate. The transfer from Princeton had a monster game with five catches for a career-high 124 yards in the 24-17 win. Colella caught a 51-yard pass in the first quarter which set up the Wildcats first points of the season moments later and added a 44-yard catch in the third period on a drive which ultimately ended in a field goal. He passed the 1,200 and 1,300 yard milestones for career receiving yards during the game.

## CAA FOOTBALL ALL-TIME LEAGUE RECORDS

Team	Record	Pct.	Titles (Shared-Outright)	Last Title
<b>Villanova</b>	<b>178-116</b>	<b>.605</b>	<b>8 (7-1)</b>	<b>2023</b>
New Hampshire	265-212-10	.554	14 (5-9)	2022
William & Mary	136-117	.538	5 (4-1)	2022
Elon	40-43	.482	0 (0-0)	—
Maine	224-261-7	.462	13 (8-5)	2018
Towson	67-92	.421	2 (1-1)	2012
Stony Brook	39-54	.419	0 (0-0)	—
Monmouth	10-14	.417	0 (0-0)	—
Rhode Island	165-325-7	.339	8 (6-2)	2024
UAlbany	31-61	.337	1 (1-0)	2023
Campbell	5-12	.294	0 (0-0)	—
Hampton	6-19	.240	0 (0-0)	—
North Carolina A&T	1-16	.059	0 (0-0)	—
Bryant	0-8	.000	0 (0-0)	—

*Former members of the conference are not listed here.*

## CAA FOOTBALL

Standings (Top 25)	CAA	Overall
Rhode Island (6/5)	2-0	3-0
North Carolina A&T	1-0	1-2
William & Mary (/rv)	1-0	1-2
Bryant (rv/rv)	0-0	2-1
Elon	0-0	2-1
Monmouth (20/18)	0-0	2-1
Towson (rv/	0-0	2-1
New Hampshire (23/24)	0-0	2-1
<b>Villanova (11/11)</b>	<b>0-0</b>	<b>1-1</b>
UAlbany	0-0	0-3
Hampton	0-1	1-2
Stony Brook (rv/)	0-1	1-2
Campbell	0-1	0-3
Maine	0-1	0-3
<b>TOTAL</b>		<b>18-23</b>

### WEEK 4 SCHEDULE

#### Saturday, September 20

<b>Villanova at Monmouth (*)</b> .....	<b>1:00 PM</b>
New Hampshire at Dartmouth .....	1:00 PM
North Carolina Central at N.C. A&T .....	4:00 PM
Charleston Southern at William & Mary	4:00 PM
Hampton at Howard .....	4:00 PM
Elon at East Tennessee State .....	5:00 PM
Youngstown State at Towson .....	6:00 PM
LIU at Rhode Island .....	6:00 PM
Bryant at Campbell (*) .....	6:00 PM
Maine at Georgia Southern .....	7:00 PM
Cornell at UAlbany .....	7:00 PM
Stony Brook at Lindenwood .....	7:00 PM

### WEEK 3 SCOREBOARD

#### Saturday, September 13

<b>Penn State 52, Villanova 6</b>
North Carolina A&T 33, Hampton 30 (2ot) (*)
Charlotte 42, Monmouth 35
Virginia 55, William & Mary 16
Ball State 34, New Hampshire 29
Elon 37, Western Carolina 31
New Haven 24, UAlbany 17
Maryland 44, Towson 17
Stony Brook 41, Fordham 18
Rhode Island 9, Holy Cross 7
Furman 28, Campbell 24
Stonehill 13, Maine 10
Bryant 42, Bentley 6

# VILLANOVA FOOTBALL GAME NOTES

## HONORS AND AWARDS

### 2025 SEASON ACCOLADES

#### DAVID AVIT

- Walter Payton Award Watch List
- CAA Preseason All-Conference Team

#### ZAHMIR DAWUD

- CAA Preseason Honorable Mention

#### SHANE HARTZELL

- Buck Buchanan Award Watch List
- Stats Perform Preseason All-America (Second Team)
- CAA Preseason All-Conference Team

#### OBINNA NWOBODO

- CAA Preseason All-Conference Team

#### JAKE PICARD

- Stats Perform Preseason All-America (First Team)
- CAA Preseason All-Conference Team

#### STEPHANE VOLTAIRE

- CAA Preseason Honorable Mention

### CAREER COACHING HONORS

#### HEAD COACH MARK FERRANTE

- |  |      |
|--|------|
| ■ Eddie Robinson Award Finalist        | 2023 |
| ■ AFCA FCS Region 1 Coach of the Year  | 2021 |
| ■ CAA Football Coach of the Year       | 2021 |
| ■ AFCA FCS Assistant Coach of the Year | 2015 |

## VILLANOVA NOTEBOOK

### VILLANOVA FOOTBALL HISTORY

- Villanova has compiled a 288-171-1 (.627) record in 40 seasons as an FCS member. The program's success includes 16 appearances in the FCS playoffs and appearing in the final national rankings of the season 19 times in the last 36 years.

### ENTERING WITH LIFE EXPERIENCE

- The oldest active player in Division I college football this season is Villanova punter **Luke Larsen** who recently turned 33 years old and made his Wildcats debut in last week's game against Colgate. Larsen is a graduate student transfer from East Carolina and a native of Australia who played Australian Rules Football, volleyball, cricket and tennis during his scholastic career prior to coming to the United States.
- Larsen is off to a strong start for Villanova and has punted 13 times through the first two games of the season. He is averaging 40.4 yards per punt with two attempts for over 50 yards and three that have been downed inside the opponent's 20-yard line. Larsen previously appeared in 43 games at East Carolina and punted 174 times while averaging 40.8 yards per punt. He landed 51 punts inside the 20-yard line, booted 19 punts for 50+ yards and had 75 of 174 attempts fair caught. He ranked second all-time in net punting for the Pirates and was a two-time National Football Foundation Honor Society member in 2024 and 2025.

### VETERAN EXPERIENCE

- Villanova has 93 players on its 2025 roster and they have played in a combined 1,211 games in their collegiate careers. Leading the way for the Wildcats are 14 players who have played in at least 30 career games, including five who have played 40 or more. Villanova has six new graduate transfers on the team this year and each played in at least two dozen games prior to arriving on the Main Line. The six are punter **Luke Larsen (East Carolina)**; placekicker **Jack Barnum (Central Connecticut State)**; wide receiver **Luke Colella (Princeton)**; quarterback **Pat McQuaide (Nichollas)**; and defensive backs **Jordan Adderley (Lehigh)** and **Julian Talley (Penn)**.
- Even with a veteran roster, the Wildcats are doing a good job of getting the younger members of the roster game experience. Through the first two games of the season, six players have made their collegiate debut on the field. Those six players are defensive lineman **AJ Koukou**; long snapper **Thomas Colello**, wide receivers **Brandon Binkowski**, **Braden Reed**, and **Ralee Stephens**; and defensive lineman **Ratu Delano Navoti**.

### VILLANOVA VERSUS FCS RANKED OPPONENTS

Villanova...	All-Time (since 1985)	Mark Ferrante Era	2025 Season
vs. Top 25	73-82 (.471)	15-12	0-0
vs. No. 1 Team	3-7 (.300)	0-2	0-0
vs. 1-5	18-14 (.563)	2-3	0-0
vs. 1-10	28-36 (.438)	3-8	0-0
vs. 11-15	14-16 (.467)	2-1	0-0
vs. 16-20	15-15 (.500)	5-1	0-0
vs. 21-25	16-15 (.516)	5-2	0-0
VU Ranked	59-52 (.532)	12-10	0-0
VU Unranked	14-30 (.318)	3-2	0-0
Home	47-30 (.610)	9-4	0-0
Away	26-52 (.333)	6-8	0-0
Conference	53-71 (.427)	9-9	0-0
Non-Conference	20-11 (.645)	6-3	0-0

# VILLANOVA FOOTBALL GAME NOTES

## VILLANOVA NOTEBOOK

### PRESEASON WATCH LISTS

- Sophomore running back **David Avit** and senior linebacker **Shane Hartzell** have been named to the preseason watch lists for the Walter Payton Award and the Buck Buchanan Award, respectively. These national honors are given to the top offensive and defensive players in the FCS at the end of each season. Villanova is one of 10 teams to have at least one player on both watch lists at the start of the season. The others are Harvard, Illinois State, Montana, Montana State, North Dakota State, Rhode Island, Samford, South Dakota State and UIW.

### NATIONAL ATTENTION

- Fifth year offensive lineman **Jake Picard** and senior linebacker **Shane Hartzell** generated preseason All-America buzz entering the year. Picard is on the Stats Perform Preseason All-America first team and Hartzell appears on the second team. It is the first time in their careers that either player has garnered national accolades. This season is the fourth time in the last five years that at least one Villanova player has earned preseason All-America recognition.

### CAA FOOTBALL PRESEASON POLL

- Villanova was picked to finish third in the CAA this season and had four players named to the Preseason All-Conference team. The four honorees included fifth year offensive lineman **Jake Picard** and sophomore running back **David Avit** on the offensive side of the ball along with a pair of defensive players in senior linebacker **Shane Hartzell** and fifth year defensive lineman **Obinna Nwobodo**. Two more players — senior offensive lineman **Stephane Voltaire** and sophomore cornerback **Zahmir Dawud** — were named preseason honorable mention.

### POSTSEASON SUCCESS

- Villanova is tied for 10th in FCS history with 16 playoff appearances. In their FCS playoff history, the Wildcats have a record of 15-15 with one national championship (2009) and three semifinal berths (2002, 2009, 2010). Villanova has won at least one playoff game in 10 of its last 12 postseason appearances. The 15 playoff wins for the Wildcats are tied for the 12th most ever among current FCS programs.

### OVERTIME HISTORY (SINCE 1985)

Year	Opponent	Result	Score
1988	at Boston University	Win	31-24
1989	Connecticut	Win	41-35
1994	Delaware	Loss	31-38
1995	James Madison	Loss	27-28
1998	Delaware	Win	34-31
1999	at Connecticut	Win	48-45
1999	Delaware	Win	51-45
2000	William & Mary	Loss	41-48
2001	James Madison	Win	45-44
2003	at Temple	Win	23-20
2007	Maine	Win	24-17
2007	at Massachusetts	Loss	24-32
2008	at Penn	Win	20-14
2010	at Delaware	Win	28-21
2014	at Syracuse	Loss	26-27
2017	at Albany	Loss	10-19
2019	at Towson	Win	52-45
2020	Rhode Island	Loss	37-40

## VILLANOVA UNIVERSITY

### ABOUT THE SCHOOL

Since 1842, Villanova University's Augustinian Catholic intellectual tradition has been the cornerstone of an academic community in which students learn to think critically, act compassionately and succeed while serving others. There are more than 10,000 undergraduate, graduate and law students in the University's six colleges — the College of Liberal Arts and Sciences, the Villanova School of Business, the College of Engineering, the M. Louise Fitzpatrick College of Nursing, the College of Professional Studies and the Villanova University Charles Widger School of Law. Ranked among the nation's top universities, Villanova supports its students' intellectual growth and prepares them to become ethical leaders who create positive change everywhere life takes them.

### VILLANOVA ATHLETICS

Villanova University has a long and storied athletics history defined by excellence both in competition and in the classroom. The Villanova Athletics Department is a community of student-athletes, coaches and staff whose primary focus is to achieve academic excellence, while striving to produce teams and individuals committed to athletic competition and outstanding performance. Villanova Athletics sponsors 24 varsity sports, which together include more than 550 student-athletes. In the classroom, these Villanova student-athletes have registered a grade-point average higher than a 3.0 for 44 consecutive semesters. Three Villanova student-athletes have been named Rhodes Scholars, with numerous others earning Academic All-America distinction. Villanova's athletics history includes 21 NCAA team national championships, as well as more than 100 conference championships. In addition, at least one Villanova has participated in every Summer Olympics since 1948. Villanova is a member of the BIG EAST Conference, CAA Football, Coastal Athletic Association (Rowing) and Metro Atlantic Athletic Conference (Water Polo).

### ACADEMICS

The GPA for more than 550 student-athletes in the Spring 2025 semester was 3.495, making it 15 straight semesters that student-athletes have had a GPA of 3.3 or higher. Success in the classroom has been across-the-board for Villanova Athletics, with 87 percent of all student-athletes compiling a GPA of 3.0 or higher and 73 student-athletes from 18 sports maintaining a perfect 4.0 GPA.

The most recent NCAA data to be released was the Academic Progress Rate (APR) update in May 2025 in which Villanova Athletics had 14 earn public recognition for having a multiyear APR score which ranks in the top 10 percent of their sport nationwide. That included 13 teams who had a perfect score of 1000, making it eight straight years that the Wildcats have had 10 or more teams achieve a multi-year score of 1000.



# VILLANOVA FOOTBALL GAME NOTES

## VILLANOVA'S RECORD...

	2025	Ferrante
Overall	1-1	58-34
CAA Football	0-0	36-24
Non-Conference	1-1	22-10
Home	1-0	32-12
Road	0-1	26-22
Neutral	0-0	0-0
Current Streak	L1	L1
Home Streak	W1	W17
Road Streak	L1	L3

Day Games	0-1	43-30
Night Games	1-0	15-4
March	0-0	1-1
April	0-0	1-1
August	0-0	2-0
September	1-1	22-11
October	0-0	13-10
November	0-0	17-8
December	0-0	2-3
Ranked Teams	0-1	15-14
Unranked Teams	1-0	43-20
Overtime	0-0	1-2

### After 1st Quarter

Leading	1-0	45-8
Trailing	0-1	7-17
Tied	0-0	6-9

### Halftime

Leading	1-0	49-5
Trailing	0-1	7-26
Tied	0-0	2-3

### After 3rd Quarter

Leading	1-0	50-5
Trailing	0-1	6-26
Tied	0-0	2-3

### Scoring

Scoring First	1-0	47-10
Opp. Scores First	0-1	11-24
Scoring 0-9	0-1	0-9
Scoring 10-19	0-0	5-13
Scoring 20-29	1-0	14-6
Scoring 30-39	0-0	21-4
Scoring 40+	0-0	18-2
Allowing 0-9	0-0	17-0
Allowing 10-19	1-0	24-5
Allowing 20-29	0-0	13-9
Allowing 30-39	0-0	3-11
Allowing 40+	0-1	1-9

### Game Decided By

0-9 Points	1-0	19-14
10-19 Points	0-0	10-8
20+ Points	0-1	29-12

### Statistics

Outgain opp.	1-0	50-6
Outgained by opp.	0-1	8-28
VU 100-yard rusher	0-0	26-4
VU 100-yard receiver	1-0	24-10
VU 300-yard passer	0-0	5-4
Opp. 100-yard rusher	0-0	7-15
Opp. 100-yard receiver	1-0	11-13
Opp. 300-yard passer	0-0	6-9

### Turnovers

No turnovers	1-0	20-5
1-2 turnovers	0-1	32-21
3+ turnovers	0-0	6-8
No takeaways	1-0	7-10
1-2 takeaways	0-1	34-22
3+ takeaways	0-0	17-2
Win turnover margin	0-0	33-6
Lose turnover margin	0-1	10-20
Turnovers tied	1-0	15-8

## STATISTICAL RANKINGS

Team Stats	CAA	FCS	Stat
<b>Offense</b>			
4th Down Pct.	1	1	100.0%
Sacks Allowed/Game	2	37	1.5
3rd Down Pct.	4	40	40.0%
Passing Offense	8	56	197.5
Passing Efficiency	9	70	121.42
Total Offense	10	82	297.5
Rushing Offense	10	94	100.0
Red Zone Offense	12	77	75.0%
Scoring Offense	13	100	15.0
First Downs	14	115	29

### Defense

First Downs Allowed	1	11	45
Opp. 3rd Down Pct.	8	66	41.7%
Red Zone Defense	9	67	85.7%
Rushing Defense	9	68	174.0
Passing Defense	9	70	233.5
Scoring Defense	10	77	34.5
Def. Passing Efficiency	11	66	135.13
Total Defense	11	77	407.5
Team Sacks/Game	13	109	0.5
Opp. 4th Down Pct.	13	110	100.0%

### Special Teams

PAT Percentage	1	N/A	100.0%
Kickoff Returns	6	45	21.0
Kickoff Ret. Def.	8	59	20.5
Punt Return Defense	11	86	12.6
Net Punting	12	87	34.0
Punt Returns	12	104	0.0
Field Goal Pct.	12	N/A	50.0%

### Miscellaneous

Penalties/Game	1	3	3.0
Penalty Yards/Game	1	3	22.0
Turnovers Lost	2	15	2
Time of Possession	3	23	32:24
Turnover Margin	9	76	-1
Turnovers Gained	12	108	1

N/A denotes team stat not kept in national stats

Player Stats*	CAA	FCS	Stat
<b>Omari Bursey</b>			
Interceptions/Game	3	26	0.5

### Luke Colella

Yards/Reception	5	18	21.17
-----------------	---	----	-------

### Anthony Hawkins

Passes Defended/Gm	3	12	1.5
--------------------	---	----	-----

### Ja'briel Mace

Kickoff Returns	4	27	23.8
-----------------	---	----	------

### Pat McQuaide

Yards/Completion	4	23	13.04
Yards/Attempts	4	33	7.58

\* Players who rank in the top five in the CAA

## WILDCATS IN THE NFL

### CURRENT NFL ROSTERS

Christian Benford, Bills

Tanoh Kpassagnon, Bears

### ALL-TIME NFL DRAFT PICKS

Year.....Name.....Rd.....Team

1936	Eddie Michaels	2	Bears
1938	John Mellus	7	Giants
1940	Andy Chisick	7	Cardinals
1943	George Smith	21	Cardinals
1943	Steve Pritko	28	Rams
1944	Val Jansante	10	Steelers
1944	Al Postus	20	Eagles
1947	Bob David	25	Rams
1949	Lou Ferry	3	Packers
1949	Ed Berrang	5	Redskins
1950	Ralph Pasquariello	1	Rams
1950	John Sandusky	2	Browns
1950	Steve Romanik	3	Bears
1950	Dan Brown	11	Redskins
1951	Pete D'Alonzo	4	Lions
1953	Gene Filipski	7	Browns
1956	Don McComb	21	Giants
1957	Joe Ryan	25	Bears
1962	Frank Budd	7	Eagles
1962	Sam Gruneisen		Chargers
1963	Larry Glueck	3	Bears
1963	Billy Joe		Broncos
1965	Mike Strofolino	4	Rams
1965	Al Atkinson		Bills
1969	Rich Moore	1	Packers
1969	John Sodaski	9	Steelers
1970	Billy Walik	11	Eagles
1972	Mike Siani	1	Raiders
1972	John Babinecz	2	Cowboys
1972	Ernie Messmer	13	Steelers
1973	Kevin Reilly	7	Dolphins
1974	Joe Miller	11	Redskins
1974	John Givens	14	Falcons
1975	John Zimba	5	Browns
1976	Gary Shugrue	11	Lions
1976	Steve Ebbecke	13	Eagles
1977	John Mastronardo	10	Eagles
1981	Howie Long	2	Raiders
1981	David Martin	9	Lions
2002	Brian Westbrook	3	Eagles
2008	Matt Sherry	6	Bengals
2011	Ben Ijalana	2	Colts
2017	Tanoh Kpassagnon	2	Chiefs
2017	Brad Seaton	2	Titans
2022	Christian Benford	6	Bills



# VILLANOVA FOOTBALL GAME NOTES

## COMPLETE STUDENT-ATHLETES

### ACADEMIC HIGHLIGHTS

#### NCAA ACADEMIC DATA

■ Each year the NCAA recognizes programs that have a multi-year Academic Progress Rate (APR) score that ranks within the top 10 percent of their sport nationwide. Villanova has earned this award nine times in the 18-year history of the APR program.

■ In the most recent APR data released in June 2025 the football program's multi-year APR score of 982 was 24 points above the national average for FCS programs.

■ New data on the NCAA Graduation Success Rate (GSR) was released in November 2024 and Villanova recorded its fourth straight year with a score of 95 percent or higher.

#### ACADEMIC ALL-AMERICANS

■ One of the highest honors that a student-athlete can achieve is to be named an Academic All-American, an award which encompasses both academic achievement as well as contributions on the field. Villanova has had 12 football student-athletes earn a total of 14 Academic All-America honors over the years.

#### CAA TEAM ACADEMIC EXCELLENCE

■ Villanova has been the winner of the CAA Football Team Academic Excellence Award five times in the last nine years. The award is presented at the end of each academic year to the conference school with the highest team GPA.

#### CAA SCHOLAR-ATHLETE OF THE YEAR

■ Villanova has had five student-athletes be named the CAA Football Scholar-Athlete of the Year. Nominees for the award must have attained senior standing academically and have a cumulative GPA of 3.0 or higher.

#### CAA ACADEMIC HONOR ROLL

■ Student-athletes with a semester GPA of 3.0 or higher are named to the CAA Commissioner's Academic Honor Roll. Villanova had 63 honorees for the Fall 2024 semester and 64 student-athletes achieve this distinction for the Spring 2025 term.

#### ACADEMIC ALL-AREA TEAMS

■ In conjunction with the *Philadelphia Inquirer*, the sports information directors at the colleges and universities in the Philadelphia area (PhillySIDA) name an Academic All-Area team and a football Performer of the Year each season. In the 19 years of the Academic All-Area program, which started with the 2005-06 academic year, the football team has had a total of 64 selections to the Academic All-Area Team. In addition, the Wildcats have had six Performers of the Year.

#### NCAA PUBLIC RECOGNITION AWARD

■	2004-05
■	2005-06
■	2006-07
■	2007-08
■	2008-09
■	2014-15
■	2015-16
■	2016-17
■	2017-18

#### ACADEMIC ALL-AMERICANS

■	David Graziano	1975, 1976
■	Ron Sency	1987
■	Rich Spugnardi	1987
■	Bob Brady	1988
■	Peter Lombardi	1988
■	Scott Rushton	1988
■	Kevin Martchek	1990
■	Tim Matas	1992
■	Gregg Ziegler	1994
■	Deon Jackson	1996
■	Raymond Ventrone	2003
■	Don Cherry	2014, 2015

#### CAA ACADEMIC EXCELLENCE AWARD

■	Villanova	2016-17
■	Villanova	2017-18
■	Villanova	2022-23
■	Villanova	2023-24
■	Villanova	2024-25

#### CAA SCHOLAR-ATHLETE OF THE YEAR

■	Matt Sherry	2007-08
■	Osayi Osunde	2009-10
■	Don Cherry	2014-15
■	Jake Prus	2015-16
■	Colin Gamroth	2021-22

#### ACADEMIC HONOR ROLL SELECTIONS\*

■	1988-89	5
■	1989-90	9
■	1990-91	6
■	1992-93	4
■	1993-94	8
■	1994-95	14
■	1995-96	7
■	1996-97	6
■	1997-98	1
■	1998-99	7
■	1999-00	4
■	2000-01	5
■	2001-02	5
■	2002-03	13
■	2003-04	10
■	2004-05	9
■	2005-06	10
■	2006-07	9
■	2007-08	11
■	2008-09	7
■	2009-10	7
■	2010-11	8
■	2011-12	12
■	2012-13	11
■	2013-14	16
■	2014-15	20
■	2015-16	42
■	2016-17	42
■	2017-18	46
■	2018-19 (Fall)	41
■	2018-19 (Spring)	38
■	2019-20 (Fall)	45
■	2019-20 (Spring)	52
■	2020-21 (Fall)	43
■	2020-21 (Spring)	51
■	2021-22 (Fall)	55
■	2021-22 (Spring)	48
■	2022-23 (Fall)	62
■	2022-23 (Spring)	63
■	2023-24 (Fall)	59
■	2023-24 (Spring)	57
■	2024-25 (Fall)	63
■	2024-25 (Spring)	64

#### ACADEMIC ALL-AREA PERFORMERS OF THE YEAR

■	Brian Hulea	2005-06
■	Matt Sherry	2007-08
■	Osayi Osunde	2009-10
■	Chris Whitney	2010-11
■	Forrest Rhyne	2021-22
■	Brendan Bell	2024-25

#### ACADEMIC ALL-AREA SELECTIONS

■	Brian Hulea	2005-06
■	Adam James	2005-06
■	Frank Jankowski	2005-06
■	Allyn Bacchus	2006-07
■	Idriz Bauta	2007-08
■	Osayi Osunde	2007-08
■	Matt Sherry	2007-08

■	Angelo Babbaro	2008-09
■	Idriz Bauta	2008-09
■	Osayi Osunde	2008-09
■	Chris Whitney	2008-09

■	Angelo Babbaro	2009-10
■	Osayi Osunde	2009-10
■	Chris Whitney	2009-10

■	Angelo Babbaro	2010-11
■	Chris Whitney	2010-11

■	Josh Buccì	2011-12
■	Craig James	2011-12
■	Nick Yako	2011-12

■	Josh Buccì	2012-13
■	Bill Vogel	2012-13

■	Don Cherry	2013-14
■	Kevin Gulyas	2013-14
■	Cameron McCurry	2013-14
■	Bill Vogel	2013-14

■	Don Cherry	2014-15
■	Kevin Gulyas	2014-15
■	Ross Hall	2014-15
■	Cameron McCurry	2014-15
■	Jake Prus	2014-15

■	Don Cherry	2015-16
■	Kevin Gulyas	2015-16
■	Tanoh Kpassagnon	2015-16
■	Jake Prus	2015-16

■	Ryan Bell	2016-17
■	Tanoh Kpassagnon	2016-17
■	Rob Rolle	2016-17

■	Matt Donoghue	2017-18
■	John Hinchey	2017-18
■	Ricky Young	2017-18

■	Keeling Hunter	2018-19
■	Drew Kresge	2018-19
■	Chucky Smith	2018-19
■	Jeff Steeb	2018-19

■	Colin Gamroth	2019-20
■	Paul Grattan	2019-20
■	Forrest Rhyne	2019-20
■	Chucky Smith	2019-20

■	Cole Bunce	2021-22
■	Justin Covington	2021-22
■	Malik Fisher	2021-22
■	Colin Gamroth	2021-22
■	Jaaron Hayek	2021-22
■	Forrest Rhyne	2021-22

■	Michael Corbi	2022-23
■	Jaaron Hayek	2022-23

■	Brendan Bell	2023-24
■	Michael Corbi	2023-24
■	Ty Trinh	2023-24
■	Connor Watkins	2023-24

■	Brendan Bell	2024-25
■	Shane Hartzell	2024-25
■	Ty Trinh	2024-25
■	Connor Watkins	2024-25

# VILLANOVA FOOTBALL GAME NOTES

## VILLANOVA HEAD COACH MARK FERRANTE



Mark Ferrante enters his ninth season as the Thomas and Diane Treacy Endowed Football Head Coach in 2025 and is in his 39th year overall with the Wildcats including his time as head coach and 30 years prior as an assistant coach from 1987-2016. He has been a part of 274 victories and all 16 of the program's FCS playoff appearances during his Villanova tenure. Entering the 2025 season Ferrante has a career head coaching record of 57-33 (.633) which includes 36 regular season CAA Football wins, two league titles and four playoff appearances.

Under Ferrante's watch, the Wildcats have consistently been one of the top teams in the country. Villanova begins the 2025 season as one of six FCS programs to have won 10+

games in at least three of the last four years. During that span (2021-24), the Wildcats have made three playoff appearances and won a share of two CAA Football titles as well as the league's automatic bid to the FCS playoffs in 2021 and 2023. Villanova's overall record over the past four seasons is 36-15 (.706) and that mark includes a 24-8 record versus CAA Football foes and a 22-3 mark at home.

Ferrante guided the Wildcats to its second straight 10-win season in 2024 and its third appearance in the playoffs in the past four seasons. Villanova finished the year ranked No. 12 in the final Stats Perform national poll and was a top 10 team at the end of the season in two of the previous three years. Ferrante ranks third in school history in head coaching wins, while his .633 career winning percentage trails only Harry Stuhldreher (1925-35) and Clipper Smith (1936-42) among Wildcats head coaches who held the position for three or more seasons.

Villanova has consistently earned national recognition for its success during Ferrante's head coaching tenure. Following the 2024 season, linebacker Brendan Bell and cornerback Isas Waxter were selected as All-American by both Stats Perform and the Associated Press. Freshman running back David Avit was the CAA Football Offensive Rookie of the Year and a finalist for the Jerry Rice Award presented to the top FCS freshman. Honors have already started to come in for the 2025 campaign with Avit on the watch list for the Walter Payton Award and linebacker Shane Hartzell on the Buck Buchanan Award preseason watch list. Their accolades make the Wildcats one of 10 schools to have at least one player on the watch lists for the top offensive and defensive honors in the FCS.

In his first eight seasons as head coach, Ferrante has seen the Wildcats win six CAA Football major awards and earn a total of 61 all-conference accolades. Five players under Ferrante's watch - Corbi, cornerback Christian Benford, linebacker Forrest Rhyne and the aforementioned duo of Bell and Waxter - have earned All-America honors from Stats Perform and/or the American Football Coaches Association. Benford and Rhyne were first team All-Americans in 2021. Ferrante is himself one of the CAA Football major award winners after earning his first Coach of the Year honor in 2021.

Villanova's recent teams have featured several players who had an opportunity to continue their football careers beyond the collegiate ranks. Most recent on the list is Isas Waxter who signed with the Seattle Seahawks as an undrafted free agent in 2025. Following the 2023 season, running back Jalen Jackson and offensive lineman Nick Torres signed free agent contracts with the Jacksonville Jaguars and the Kansas City Chiefs, respectively. Three other players - running back TD Ayo-Durojaiye (Chicago Bears/Kansas City Chiefs), linebacker Danny Abraham (Seattle Seahawks) and wide receiver Jaaron Hayek (Kansas City Chiefs) - were invited to attend NFL rookie mini camps.

Ferrante coached 11 players on the 2021 team who had professional opportunities, led by Christian Benford who was a sixth round draft pick of the Buffalo Bills and has since gone on to have a successful NFL career in Buffalo. In addition, 2021 CAA Football Defensive Player of the Year and first team All-American Forrest Rhyne signed a free agent contract and played in the NFL with the Indianapolis Colts. Cornerback Denzel Williams signed a free agent contract with the Baltimore Ravens.

One of the themes of Ferrante's head coaching tenure has been his ability to keep his teams largely intact throughout the COVID pandemic and the changing landscape of college sports. Villanova began the 2021 season with 75 out of 85 players returning from the previous Spring, while the members of the 2023 team had

### FERRANTE YEAR BY YEAR

AS HEAD COACH			
Year	School	Record	Conference
2017	Villanova	5-6	3-5
2018	Villanova	5-6	2-6
2019	Villanova	9-4	5-3
2020	Villanova	2-2	2-2
2021	Villanova	10-3	7-1
2022	Villanova	6-5	4-4
2023	Villanova	10-3	7-1
2024	Villanova	10-4	6-2
2025	Villanova	1-1	0-0
Total	9 Seasons	58-34	36-24

### AS ASSISTANT COACH

Year	School	Record	Postseason
1983	St. Lawrence	5-3-1	
1984	Wagner	6-4	
1985	Lafayette	6-5	
1986	Lafayette	6-5	
1987	Villanova	6-4	
1988	Villanova	5-5-1	
1989	Villanova	8-4	FCS First Round
1990	Villanova	6-5	
1991	Villanova	10-2	FCS First Round
1992	Villanova	9-3	FCS First Round
1993	Villanova	3-8	
1994	Villanova	5-6	
1995	Villanova	3-8	
1996	Villanova	8-4	FCS First Round
1997	Villanova	12-1	FCS Quarterfinals
1998	Villanova	6-5	
1999	Villanova	7-4	
2000	Villanova	5-6	
2001	Villanova	8-3	
2002	Villanova	11-4	FCS Semifinals
2003	Villanova	7-4	
2004	Villanova	6-5	
2005	Villanova	4-7	
2006	Villanova	6-5	
2007	Villanova	7-4	
2008	Villanova	10-3	FCS Quarterfinals
2009	Villanova	14-1	FCS Champions
2010	Villanova	9-5	FCS Semifinals
2011	Villanova	2-9	
2012	Villanova	8-4	FCS First Round
2013	Villanova	6-5	
2014	Villanova	11-3	FCS Quarterfinals
2015	Villanova	6-5	
2016	Villanova	9-4	FCS First Round

### FERRANTE RECORD BY OPPONENT

Opponent	Record	Last Meeting
Army West Point	0-1	2022 (L, 10-49)
Bucknell	3-0	2021 (W, 55-3)
Colgate	4-0	2025 (W, 24-17)
Delaware	7-1	2024 (W, 38-28)
Eastern Kentucky	1-0	2024 (W, 22-17)
Elon	2-1	2023 (W, 21-0)
Hampton	2-0	2024 (W, 20-14)
Holy Cross	1-0	2021 (W, 21-16)
James Madison	1-3	2021 (W, 28-27)
Lafayette	1-0	2017 (W, 59-0)
Lehigh	6-0	2023 (W, 38-10)
LIU	3-0	2024 (W, 24-10)
Maine	4-2	2024 (L, 7-35)
Maryland	0-1	2024 (L, 20-38)
Monmouth	0-2	2024 (L, 33-40)
New Hampshire	2-2	2024 (W, 14-6)
North Carolina A&T	2-0	2024 (W, 31-3)
Penn State	0-2	2025 (L, 6-52)
Rhode Island	2-2	2023 (W, 35-9)
Richmond	3-2	2022 (L, 10-20)
Sacred Heart	0-0	2025
South Dakota State	0-2	2023 (L, 12-23)
Southeastern Louisiana	0-1	2019 (L, 44-45)
Stony Brook	4-2	2024 (W, 42-24)
Temple	1-1	2018 (W, 19-17)
Towson	4-2	2024 (W, 14-13)
UAlbany	2-2	2023 (L, 10-31)
UCF	0-1	2023 (L, 14-48)
UIW	0-1	2024 (-)
William & Mary	1-3	2022 (L, 12-45)
Youngstown State	2-0	2024 (W, 24-17)



# VILLANOVA FOOTBALL GAME NOTES

## MARK FERRANTE / VILLANOVA COACHING STAFF

combined to play in more than 1,000 college football games even before the season started. Experience wins, and Nova Nation has taken notice. Villanova's average attendance for five regular season home games in 2021 was its highest mark since 2013 and represented a 23 percent increase from 2019 prior to the pandemic. The increased attendance included the Wildcats first home sellout crowd since 2015 during the 2021 Family Weekend game against Richmond.

Ferrante has continually stressed the importance of his student-athletes coming to Villanova for a complete collegiate experience which includes excellence in their academic pursuits. In his first eight years as head coach, the Wildcats have been the winner of the CAA Football Team Academic Excellence Award four times. The award is presented to the team with the highest GPA in the conference each academic year and Villanova has been a repeat winner of the honor in each of the last three years spanning the 2022-23 through 2024-25 academic years.

The football program set and tied its highest overall NCAA Graduation Success Rate (GSR) with a mark of 96 percent in both 2022 and 2023, while the team has had a mark of at least 95 percent in four consecutive years. The most recent NCAA GSR data was released in November 2024 and the Wildcats were one of two CAA Football teams with a score of at least 95 percent.

During the 2024-25 academic year, the Wildcats had 63 student-athletes selected to the CAA Football Commissioner's Academic Honor Roll during the Fall semester and another 64 honorees for the Spring 2025 grading period. Two student-athletes each semester had perfect 4.0 GPAs: Gilbert Deglau and Chris Dobrydney in the Fall and the duo of Temi Ajitutu and Ryan Kennedy in the Spring. Villanova had a total of 34 selections to the CAA High Honors List in 2024-25 for having a 3.7 or higher semester GPA.

Villanova has had nearly 800 selections to the CAA Football Commissioner's Academic Honor Roll during Ferrante's head coaching tenure and has had more than 650 selections to the Athletic Director's Honor Roll which is announced each semester for student-athletes who post a GPA of 3.2 or higher during the grading period.

Ferrante leads one of the nation's elite FCS programs after playing an instrumental role in the Wildcats rise to national prominence. He has been a part of the coaching staff for all 16 of Villanova's appearances in the FCS playoffs, including

the 2009 national championship season and a 2010 semifinal appearance while serving as the Assistant Head Coach on Andy Talley's staff. Ferrante has been a part of Villanova teams that have won eight CAA titles, three Lambert Meadows Cups and three ECAC Team of the Year awards.

Ferrante was involved in all aspects of the Villanova program during his time as an assistant on Andy Talley's staff. On the field he coached the offensive line for 27 seasons and developed a unit that was perennially one of the best in CAA Football. Over the years he coached three All-Americans, 11 All-East performers and 15 first team all-conference selections. The offensive line had 17 All-CAA selections in a nine-year span, including three-time first team honoree Ben Ijalana along with first team selections Brant Clouser (2010), Dan Shirey (2011) and Vince Kowalski (2014).

Two of Ferrante's players went on to be selected in the NFL Draft. Ijalana was a second round selection by the Indianapolis Colts in 2011 and Brad Seaton was picked in the seventh round by the Tennessee Titans in 2017. Ijalana was a two-time All-American (2009, 2010) and a three-time first team All-CAA selection during his collegiate career. Villanova reached the FCS playoffs in each of his last three seasons on the team, winning the 2009 national title and advancing to the semifinal round a year later. Seaton was a second team CAA Football All-Conference selection in 2016 when the offensive line enabled the Wildcats to average 206.3 rushing yards and 378.7 yards of total offense per game. Villanova ranked third in the CAA and 24th nationally in rushing offense in addition to ranking fourth in the league in total offense and fifth with a scoring average of 24.4 points per game.

The other All-Americans Ferrante mentored are Eamonn Allen (2001) and Bryan Russo (1989). Allen earned first team Associated Press All-America recognition in 2001 and was also a first team All-East and first team All-Atlantic 10 selection. Russo was chosen as an All-American by the Sports Network and the American Football Coaches Association as a senior in 1989 when he was also a first team all-conference and an All-ECAC selection. He was inducted to Villanova's Varsity Club Hall of Fame in 2007.


Ferrante and his wife, Georgea, reside in Phoenixville, Pa. The couple has a son, Jimmy, who earned his undergraduate degree from Villanova in 2018.



**Mark Ferrante**  
Head Coach



**Chris Boden**  
Offensive Coordinator  
Quarterbacks



**Ross Pennypacker**  
Defensive Coordinator  
Defensive Line



**Sean Devine**  
Offensive Run Game Coord.  
Offensive Line



**David Riede**  
Recruiting Coordinator  
Safeties



**Nate Pagan**  
Wide Receivers




**Josh Fletcher**  
Special Teams Coord.  
Running Backs



**Dustin Johnson**  
Cornerbacks



**Forrest Rhynne**  
Linebackers



**Lachlan Kline**  
Offensive Assistant  
Tight Ends



**Nick Woodman**  
Defensive Assistant



**TJ Landis**  
Coord. of Video Ops. &  
Administrative Services



**Tyler Waite**  
Athletic Trainer



**Mike Tucker**  
Strength & Conditioning



# VILLANOVA FOOTBALL GAME NOTES

## NUMERICAL ROSTER

No.	Name	Pos.	Cl.	Ht.	Wt.	Hometown	No.	Name	Pos.	Cl.	Ht.	Wt.	Hometown
0	Luke Larsen	P	Gr.	6-2	225	Keilor Park, Australia	41	Garrett Rogan	DB	Sr.	6-3	210	Mercer Island, Wash.
0	Capri Martin	DL	Jr.	6-2	255	Harlem, N.Y.	42	Jack Barnum	PK	Gr.	6-2	210	Southington, Conn.
1	Luke Colella	WR	Gr.	5-10	195	Wexford, Pa.	43	Nino Betances	DB	Sr.	5-10	190	Brooklyn, N.Y.
1	Jon Wyatt	DB	Jr.	6-2	200	Somerset, N.J.	44	Richie Kimmel	LB	Gr.	6-1	230	Holmes, Pa.
2	Zahmir Dawud	DB	So.	6-0	185	North Brunswick, N.J.	45	Walker Murray	LB	Fr.	6-1	225	Yardley, Pa.
2	Eli Smith	RB	Sr.	6-0	230	Houston, Texas	48	Griffin Galletta	DL	Fr.	6-2	260	Greenwich, Conn.
3	Tanner Maddocks	QB	Jr.	6-1	200	Reading, Pa.	50	AJ Koukou	DL	R-Fr.	6-1	285	Havertown, Pa.
3	Josh Oluremi	DB	Jr.	6-3	200	Avenel, N.J.	51	Dale Law	LB	Sr.	6-1	230	West Chester, Pa.
4	Jordan Adderley	DB	Gr.	5-10	185	Fayetteville, Ga.	53	Michael Gaul	LB	Fr.	6-1	215	State College, Pa.
4	Ja'briel Mace	RB	So.	5-9	175	Somers Point, N.J.	54	Thomas Colello	LS	So.	5-11	205	North Caldwell, N.J.
5	Turner Inge	LB	Jr.	6-1	225	Williamstown, N.J.	55	Mike Kennedy	DL	Jr.	6-1	300	Greenville, S.C.
6	Nate Hill	WR	Jr.	6-3	215	Dallas, Texas	56	Christian Caballero	LB	So.	6-2	225	Niceville, Fla.
7	Pat McQuaide	QB	Gr.	6-0	205	Solon, Ohio	58	Thomas Brown	OL	Fr.	6-3	315	Chelmsford, Mass.
7	Julian Talley	DB	Gr.	5-9	190	Hatfield, Pa.	61	Dan McManus	OL	Sr.	6-4	270	Havertown, Pa.
8	Michael Benincasa	QB	Jr.	6-2	215	Ardmore, Pa.	62	RJ Reyes	OL	So.	6-5	295	Weston, Fla.
8	Kaleb Moody	DB	Gr.	5-10	200	North Andover, Mass.	63	Quin Whalen	OL	Sr.	6-4	290	Chalfont, Pa.
9	Antonio Johnson	TE	Sr.	6-4	260	Fort Lauderdale, Fla.	67	Kyle Fay	OL	So.	6-6	310	Cranford, N.J.
10	JR Strauss	LB	Jr.	6-3	230	Reading, Pa.	69	Jake Picard	OL	Gr.	6-4	300	Hope, R.I.
11	Jason Hall	LB	So.	6-2	230	Fall River, Mass.	70	Dhamir Wesley	OL	R-Fr.	6-5	300	Millersville, Pa.
12	Hudson Heinemann	QB	Fr.	6-2	170	Wappingers Falls, N.Y.	71	Colt Brennan	OL	Fr.	6-5	325	Easton, Md.
12	Colin Kennedy	LB	Sr.	6-2	225	Fair Haven, N.J.	72	Mathias Ogrinc	OL	Fr.	6-4	270	Hingham, Mass.
13	Chris Colby	WR	So.	6-3	205	Rowley, Mass.	73	Nico Sclafani	OL	Fr.	6-2	290	Bethesda, Md.
14	Dylan Mills	QB	R-Fr.	6-2	205	Dana Point, Calif.	74	Temí Ajírotutú	OL	Gr.	6-5	310	Queens, N.Y.
14	Robert Russo	QB	Jr.	6-3	225	Millsboro, Del.	75	Stephane Voltaire	OL	Sr.	6-5	315	Randolph, Mass.
15	Kenyon Miles	WR	Jr.	6-2	195	Huntington Station, N.Y.	76	Chris McCullers	OL	So.	6-3	310	Round Hill, Va.
16	Lucas Kopecky	WR	Gr.	6-3	200	Rocky Hill, N.J.	77	Chris Therien	OL	Fr.	6-5	280	Marlton, N.J.
16	Jack Ryder	QB	Sr.	6-2	195	Media, Pa.	78	Tommy Broderick	OL	So.	6-5	295	Alpharetta, Ga.
18	Julian Glantz	RB	Sr.	6-1	220	Scarsdale, N.Y.	79	Ryan Cregan	OL	So.	6-6	315	Morristown, N.J.
19	Chris Dobrydney	WR	Sr.	5-10	185	Fairfax, Va.	80	D'Hani Cobbs	WR	Fr.	5-9	180	Camden, N.J.
20	Isaiah Ragland	RB	So.	5-9	205	Alexandria, Va.	81	Brandon Binkowski	WR	R-Fr.	6-3	205	Haymarket, Va.
21	Jayvont Williams	DB	So.	6-1	205	Fort Worth, Texas	82	Ryan Kennedy	WR	Jr.	6-1	195	Cleveland Heights, Ohio
22	Christian Sapp	DB	Sr.	6-0	195	East Stroudsburg, Pa.	83	Braden Reed	WR	Fr.	5-9	180	Pottstown, Pa.
23	Jamie Tyson	DB	R-Fr.	6-2	200	Somers Point, N.J.	84	Ralee Stephens	WR	R-Fr.	5-9	165	Asbury, N.J.
24	David Avit	RB	So.	6-0	225	Frederick, Md.	85	Nolan Clayton	TE	So.	6-5	245	King of Prussia, Pa.
25	Amari Jackson	DB	Fr.	6-0	185	Midland, Pa.	86	Sean Brodnik	TE	R-Fr.	6-3	245	Ardmore, Pa.
26	Isaiah Wright	RB	Sr.	5-8	200	Douglassville, Pa.	87	Ryan Sorge	WR	Jr.	6-3	205	Warrington, Pa.
27	Anthony Hawkins	DB	R-Fr.	6-3	195	Arnold, Md.	89	Sean Welde	TE	Fr.	6-6	260	Cherry Hill, N.J.
28	Brenden Toppin	DB	Fr.	5-11	195	Glastonbury, Conn.	91	Ayden Howard	DL	Gr.	6-2	290	McKinney, Texas
29	Samir Wilkins	DB	Fr.	5-11	170	Newark, N.J.	92	Nigel McSween	DL	So.	6-4	250	Newark, N.J.
31	Shane Hartzell	LB	Sr.	6-0	230	Perkasie, Pa.	93	Nate Sullivan	DL	Fr.	6-4	245	Bethesda, Md.
32	Omari Bursey	LB	R-Fr.	6-0	230	Broomfield, Colo.	94	Ivan Murray	DL	So.	6-3	275	Paulsboro, N.J.
33	Ian Files	DB	Fr.	6-0	190	Newtown Square, Pa.	95	Tyler Langin	DL	Jr.	6-3	265	Houston, Texas
34	Tyler Womack	RB	Fr.	5-10	190	Pasadena, Md.	96	Ugo Nwotite	DL	R-Fr.	6-5	230	Linwood, N.J.
35	Langston White	LB	R-Fr.	6-2	215	Bristow, Va.	97	Daniel Mueller	P	Jr.	5-10	200	Ephrata, Pa.
36	Damill Bostic Jr.	DB	R-Fr.	6-0	185	Hyattsville, Md.	98	Obinna Nwobodo	DL	Gr.	6-3	300	Wilmington, Del.
38	Newton Essiem	DB	So.	5-11	185	Frederick, Md.	99	Ratu Delano Navoti	DL	R-Fr.	6-3	290	Brooklyn, N.Y.
39	Luke Myers	PK	R-Fr.	5-10	195	Breinigsville, Pa.							

## PRONUNCIATION GUIDE

0	Capri Martin	ka-pree	54	Thomas Colello	co-lell-o
1	Jon Wyatt	why-it	56	Christian Caballero	cob-a-yare-oh
2	Zahmir Dawud	da-wood	63	Quin Whalen	quinn whale-inn
3	Tanner Maddocks	mad-ocks	69	Jake Picard	pa-card
3	Josh Oluremi	O-you-rem-ee	72	Mathias Ogrinc	O-grince
4	Ja'briel Mace	ja-breel	74	Temí Ajírotutú	tem-ee ah-joro-too-too
5	Turner Inge	inj (rhymes with hinge)	75	Stephane Voltaire	ste-fon vole-tare
16	Lucas Kopecky	ko-peck-ee	79	Ryan Cregan	cree-ginn
19	Chris Dobrydney	da-brid-nee	84	Ralee Stephens	rally
24	David Avit	ah-vit	87	Ryan Sorge	sorj (rhymes with George)
32	Omari Bursey	bur-see	89	Sean Welde	well-D
38	Newton Essiem	ess-ee-em	96	Ugo Nwotite	ooh-go wo-tee-tay
41	Garrett Rogan	roe-gin	98	Obinna Nwobodo	o-binn-uh wa-BO-doe
50	AJ Koukou	koo-koo	99	Ratu Delano Navoti	rah-too de-lon-oh na-va-tee

# VILLANOVA FOOTBALL GAME NOTES

## OFFENSIVE DEPTH CHART

Pos.	No.	Name	Cl.	Ht.	Wt.	Hometown	Pronunciation
QB	7	Pat McQuaide	Gr.	6-0	205	Solon, Ohio	
	3	Tanner Maddocks	Jr.	6-1	200	Reading, Pa.	mad-ocks
RB	24	David Avit	So.	6-0	225	Potomac, Md.	Av-it
	20	Isaiah Ragland	R-Fr.	5-9	205	Alexandria, Va.	
WR	1	Luke Colella	Gr.	5-10	195	Wexford, Pa.	
	83	Braden Reed	Fr.	5-9	180	Pottstown, Pa.	
WR	16	Lucas Kopecky	Gr.	6-3	200	Rocky Hill, N.J.	ko-peck-ee
	81	Brandon Binkowski	R-Fr.	6-3	205	Haymarket, Va.	
WR	13	Chris Colby	So.	6-3	205	Rowley, Mass.	
	83	Braden Reed	Fr.	5-9	180	Pottstown, Pa.	
TE	9	Antonio Johnson	Sr.	6-4	260	Fort Lauderdale, Fla.	
	85	Nolan Clayton	So.	6-5	245	King of Prussia, Pa.	
LT	75	Stephane Voltaire	Sr.	6-5	315	Marion, Mass.	ste-fon vole-tare
	79	Ryan Cregan	So.	6-6	315	Morristown, N.J.	cree-ginn
LG	74	Temi Ajitrotutu	Gr.	6-5	310	Queens, N.Y.	tem-ee aj-joro-too-too
	78	Tommy Broderick	So.	6-5	295	Alpharetta, Ga.	
C	69	Jake Picard	Gr.	6-4	300	Hope, R.I.	pa-card
	63	Quin Whalen	Sr.	6-4	290	Chalfont, Pa.	quinn whale-inn
RG	76	Chris McCullers	So.	6-3	310	Round Hill, Va.	
	78	Tommy Broderick	So.	6-5	295	Alpharetta, Ga.	
RT	67	Kyle Fay	So.	6-6	310	Cranford, N.J.	
	79	Ryan Cregan	So.	6-6	315	Morristown, N.J.	cree-ginn

## DEFENSIVE DEPTH CHART

Pos.	No.	Name	Elig.	Ht.	Wt.	Hometown	Pronunciation
DE	91	Ayden Howard	Gr.	6-2	290	McKinney, Texas	
	92	Nigel McSween	So.	6-4	250	Newark, N.J.	
DT	98	Obinna Nwobodo	Gr.	6-3	300	Wilmington, Del.	o-binn-uh / wa-BO-doe
	94	Ivan Murray	So.	6-3	275	Paulsboro, N.J.	
DE	0	Capri Martin	Jr.	6-2	255	Harlem, N.Y.	ka-pree
	96	Ugo Nwotite	R-Fr.	6-5	230	Linwood, N.J.	ooh-go wo-tee-tay
LB	31	Shane Hartzell	Sr.	6-0	230	Perkasie, Pa.	
	51	Dale Law	Sr.	6-1	230	West Chester, Pa.	
LB	32	Omari Bursey	R-Fr.	6-0	230	Broomfield, Colo.	bur-see
	56	Christian Caballero	So.	6-2	225	Niceville, Fla.	cob-a-yare-oh
LB	5	Turner Inge	Jr.	6-1	225	Williamstown, N.J.	
	11	Jason Hall	So.	6-2	230	Fall River, Mass.	
CB	2	Zahmir Dawud	So.	6-0	185	North Brunswick, N.J.	da-woood
	36	Damill Bostic	R-Fr.	6-0	185	Hyattsville, Md.	
CB	38	Newton Essiem	So.	5-11	185	Frederick, Md.	ess-ee-em
	4	Jordan Adderley	Gr.	5-10	185	Fayetteville, Ga.	
FS	27	Anthony Hawkins	R-Fr.	6-3	195	Arnold, Md.	
	21	Jayvont Williams	So.	6-1	205	Fort Worth, Texas	
WS	22	Christian Sapp	Sr.	6-0	195	East Stroudsburg, Pa.	
	8	Kaleb Moody	Gr.	5-10	200	North Andover, Mass.	
SS	3	Josh Oluremi	Jr.	6-3	200	Avenel, N.J.	O-you-rem-ee
	41	Garrett Rogan	Sr.	6-3	210	Mercer Island, Wash.	roe-gin
	7	Julian Talley	Gr.	5-9	190	Hatfield, Pa.	
	23	Jamie Tyson	R-Fr.	6-2	200	Somers Point, N.J.	

## SPECIAL TEAMS DEPTH CHART

PK	42	Jack Barnum	Gr.	6-2	210	Southington, Conn.	
	39	Luke Myers	R-Fr.	5-10	195	Breinigsville, Pa.	
KO	42	Jack Barnum	Gr.	6-2	210	Southington, Conn.	
P	0	Luke Larsen	Gr.	6-2	225	Keilor Park, Australia	
	97	Daniel Mueller	Jr.	5-10	200	Ephrata, Pa.	
H	0	Luke Larsen	Gr.	6-2	225	Keilor Park, Australia	
	7	Pat McQuaide	Gr.	6-0	205	Solon, Ohio	
LS	54	Thomas Colello	So.	5-11	205	North Caldwell, N.J.	co-lell-o
KR	4	Ja'briel Mace	So.	5-9	175	Somers Point, N.J.	ja-breel
	26	Isaiah Wright	Sr.	5-8	200	Douglassville, Pa.	
PR	3	Tanner Maddocks	Jr.	6-1	200	Reading, Pa.	mad-ocks
	83	Braden Reed	Fr.	5-9	180	Pottstown, Pa.	

## CAREER PARTICIPATION

#	Name	Games Played
0	Luke Larsen, P	45
0	Capri Martin, DL	27
1	Luke Colella, WR	30
1	Jon Wyatt, DB	17
2	Zahmir Dawud, DB	19
2	Eli Smith, RB	11
3	Tanner Maddocks, QB	18
3	Josh Oluremi, DB	13
4	Jordan Adderley, DB	28
4	Ja'briel Mace, RB	19
5	Turner Inge, LB	29
6	Nate Hill, WR	11
7	Pat McQuaide, QB	26
7	Julian Talley, DB	31
8	Michael Benincasa, QB	2
8	Kaleb Moody, DB	38
9	Antonio Johnson, TE	22
10	JR Strauss, LB	30
11	Jason Hall, LB	20
12	Hudson Heinemann, QB	0
12	Colin Kennedy, LB	12
13	Chris Colby, WR	13
14	Dylan Mills, QB	0
14	Robert Russo, QB	0
15	Kenyon Miles, WR	20
16	Lucas Kopecky, WR	13
16	Jack Ryder, QB	14
18	Julian Glantz, RB	26
19	Chris Dobrydney, WR	17
20	Isaiah Ragland, RB	18
21	Jayvont Williams, DB	17
22	Christian Sapp	36
23	Jamie Tyson, DB	8
24	David Avit, RB	16
25	Amari Jackson, DB	0
26	Isaiah Wright, RB	18
27	Anthony Hawkins, DB	6
28	Brenden Toppin, DB	0
29	Samir Wilkins, DB	0
31	Shane Hartzell, LB	43
32	Omari Bursey, LB	8
33	Ian Files, DB	0
34	Tyler Womack, RB	0
35	Langston White, LB	0
36	Damill Bostic, CB	4
38	Newton Essiem, DB	12
39	Luke Myers, PK	0
41	Garrett Rogan, DB	16
42	Jack Barnum, PK	34
43	Nino Betances, DB	0
44	Richie Kimmel, LB	39
45	Walker Murray, LB	0
48	Griffin Galletta, DL	0
50	AJ Koukou, DL	1
51	Dale Law, LB	4
53	Michael Gaul, LB	0
54	Thomas Colello, LS	2
55	Mike Kennedy, DL	21
56	Christian Caballero, LB	17
58	Thomas Brown, OL	0
61	Dan McManus, OL	6
62	RJ Reyes, OL	0
63	Quin Whalen, OL	18
67	Kyle Fay, OL	17
69	Jake Picard, OL	41
70	Dhamir Wesley, OL	1
71	Colt Brennan, OL	0
72	Matthias Ogrinc, OL	0
73	Nico Sclafani, OL	0
74	Temi Ajitrotutu, OL	39
75	Stephane Voltaire, OL	40
76	Chris McCullers, OL	20
77	Chris Therien, OL	0
78	Tommy Broderick, OL	17
79	Ryan Cregan, OL	11
80	D'Hani Cobbs, WR	0
81	Brandon Binkowski, WR	2
82	Ryan Kennedy, WR	0
83	Braden Reed, WR	2
84	Ralee Stephens, WR	1
85	Nolan Clayton, TE	13
86	Sean Brodnik, TE	1
87	Ryan Sorge, WR	0
89	Sean Welde, TE	0
91	Ayden Howard, DL	42
92	Nigel McSween, DL	17
93	Nate Sullivan, DL	0
94	Ivan Murray, DL	9
95	Tyler Langin, DL	3
96	Ugo Nwotite, DL	6
97	Daniel Mueller, P	1
98	Obinna Nwobodo, DL	32
99	Ratu Delano Navoti, DL	1

# VILLANOVA FOOTBALL GAME NOTES

## MONMOUTH OFFENSE

Pos.	No.	Name	Cl.	Ht.	Wt.
QB	12	Derek Robertson	Gr.	6-2	200
	13	Frankie Weaver	R-Fr.	6-5	215
RB	20	Rodney Nelson	R-So.	5-8	195
	6	Makhi Green	Sr.	5-9	170
WR (or)	1	TJ Speight	R-Sr.	5-11	170
	14	Josh Derry	Jr.	5-9	175
WR	2	Gavin Nelson	Jr.	6-0	180
	16	Landon Kennel	R-Fr.	6-3	210
WR (or)	7	Tra Neal	R-So.	6-0	170
	9	Maxwell James	R-Sr.	6-3	200
TE	86	Jack Neri	Gr.	6-3	245
	88	Marcus Middleton	R-So.	6-3	225
LT	60	David Dutra	R-Sr.	6-4	280
	73	Matt Fries	R-Jr.	6-5	275
LG	64	Chris Moreno	R-So.	6-1	300
	61	Collin Goetter	R-Fr.	6-4	280
C	65	Kevin Shriner	R-Jr.	6-2	300
	55	Collin Tunc	Gr.	6-2	295
RG	72	Shalik Hubbard	R-Jr.	6-4	325
	74	Michael Petito	R-So.	6-2	275
RT (or)	62	JT Cornelius	Gr.	6-6	290
	77	Josh Duran	R-So.	6-6	275
	76	Andre Oben	R-So.	6-5	290

## MONMOUTH SPECIALISTS

Pos.	No.	Name	Cl.	Ht.	Wt.
PK	38	Hudson Fiene	R-Jr.	5-10	180
	46	Luke Schabel	R-Jr.	6-1	190
KO	47	Byron McCann	Fr.	6-3	200
	38	Hudson Fiene	R-Jr.	5-10	180
LS	36	Steven Langton	Sr.	6-0	215
	57	Payton Wiczerzak	R-Fr.	6-1	245
H	46	Luke Schabel	R-Jr.	6-1	190
	7	Tra Neal	R-So.	6-0	170
P	46	Luke Schabel	R-Jr.	6-1	190
	47	Byron McCann	Fr.	6-3	200
KR	6	Makhi Green	Sr.	5-9	170
	1	TJ Speight	R-Sr.	5-11	170
PR	6	Makhi Green	Sr.	5-9	170
	1	TJ Speight	R-Sr.	5-11	170

## MONMOUTH DEFENSE

Pos.	No.	Name	Cl.	Ht.	Wt.
DE	99	Josiah Graham	R-Jr.	6-5	250
	56	Lamont Lester Jr.	R-Fr.	6-2	230
DT	92	Bryce Rooks	R-Jr.	6-1	300
	97	Rob Adamson Jr.	R-Fr.	6-2	290
DT	90	Brendan Bigos	R-Jr.	6-4	280
	95	JJ Lewis	Jr.	6-4	275
DE	41	Hunter Watson	R-Fr.	6-5	225
	98	Anthony Johnson	R-Jr.	6-6	260
LB	40	Evan Rutkowski	Gr.	6-2	215
	11	Ryan Russo	R-Jr.	6-2	230
LB	5	Charlie Sasso	R-Jr.	6-0	230
	27	Spencer Kishbaugh	R-So.	6-3	200
Viper	3	Justin Bennin	R-Sr.	6-2	210
	21	Emmanuel Lane	R-So.	6-2	180
CB	4	Izzy Clark-White	R-So.	6-0	170
	43	Kyle Jackson	R-Fr.	6-2	190
S	8	Deuce Lee	Jr.	5-11	185
	17	Trey McLeer	R-Jr.	5-11	185
S	30	Jaeden Jones	So.	6-0	190
	26	Donovan Fey	R-So.	6-2	190
CB	31	Dana Johnson Jr.	R-So.	6-3	190
	23	Jalen Newman	Gr.	6-0	195

## MONMOUTH COACHING STAFF

<b>Kevin Callahan</b>	<b>Dennis Long</b>
Head Coach	Special Teams Coordinator
<b>Jeff Gallo</b>	<b>Codey Cole</b>
Associate Head Coach	Defensive Line Coach
Offensive Coordinator	<b>Louis DiRienzo Jr.</b>
Tight Ends Coach	Linebackers Coach
<b>Lewis Walker</b>	Run Game Coordinator
Defensive Coordinator	<b>Kamau Dumas</b>
<b>Brian Gabriel</b>	Defensive Backs Coach
Run Game Coordinator	<b>Gabe Mendez</b>
Offensive Line Coach	Football Operations
<b>Jimmy Robertson</b>	<b>Jake Walsh</b>
Pass Game Coordinator	Quality Control — Offense
Quarterbacks Coach	<b>Chris Grille</b>
<b>Kevin Callahan Jr.</b>	Quality Control — Defense
Wide Receivers Coach	<b>Scott Mish</b>
Recruiting Coordinator	Quality Control — Special Teams
<b>Sam Dorsett</b>	<b>Alex Sylvander</b>
Running Backs Coach	Football Operations Assistant



# VILLANOVA FOOTBALL GAME NOTES

## 2025 OPPONENTS AT A GLANCE (16-17 OVERALL, 1-2 CAA FOOTBALL)

### COLGATE (0-3, 0-0 PL)

Date	Opponent	Result
8.29	(22) Monmouth	L, 39-42
9.6	@ (13) Villanova	L, 17-24
9.12	@ Syracuse	L, 24-66
9.20	Fordham (*)	1:00 PM
10.4	@ Cornell	2:00 PM
10.11	Richmond (*)	1:00 PM
10.18	@ Georgetown (*)	1:00 PM
10.25	@ Holy Cross (*)	1:00 PM
11.1	Merrimack	1:00 PM
11.8	@ Lafayette (*)	12:30 PM
11.15	Lehigh (*)	1:00 PM
11.22	Bucknell (*)	1:00 PM

### PENN STATE (3-0, 0-0 B1G)

Date	Opponent	Result
8.30	Nevada	W, 46-11
9.6	FIU	W, 34-0
9.13	Villanova	W, 52-6
9.27	Oregon (*)	7:30 PM
10.4	@ UCLA (*)	
10.11	Northwestern (*)	
10.18	@ Iowa (*)	
11.1	@ Ohio State (*)	
11.8	Indiana (*)	
11.15	@ Michigan State (*)	
11.22	Nebraska (*)	
11.29	@ Rutgers (*)	

### MONMOUTH (2-1, 0-0 CAA)

Date	Opponent	Result
8.29	@ Colgate	W, 42-39
9.6	@ Fordham	W, 49-28
9.13	@ Charlotte	L, 35-42
9.20	Villanova (*)	1:00 PM
10.4	Delaware State	1:00 PM
10.11	@ Towson (*)	2:00 PM
10.18	Stony Brook (*)	1:00 PM
10.25	@ Hampton (*)	2:00 PM
11.1	@ Bryant (*)	1:00 PM
11.8	New Hampshire (*)	12:00 PM
11.15	@ North Carolina A&T (*)	12:00 PM
11.22	UAlbany (*)	12:00 PM

### WILLIAM & MARY (1-2, 1-0 CAA)

Date	Opponent	Result
8.30	@ Furman	L, 21-23
9.6	Maine (*)	W, 28-27
9.13	@ Virginia	L, 16-55
9.20	Charleston Southern	4:00 PM
9.27	@ Villanova (*)	3:30 PM
10.4	North Carolina A&T (*)	3:30 PM
10.18	Elon (*)	3:30 PM
10.25	@ New Hampshire (*)	1:00 PM
11.1	UAlbany (*)	3:30 PM
11.8	@ Campbell (*)	2:00 PM
11.15	@ Hampton (*)	1:00 PM
11.22	Richmond	1:00 PM

### NEW HAMPSHIRE (2-1, 0-0 CAA)

Date	Opponent	Result
8.30	North Carolina Central	W, 27-10
9.6	Holy Cross	W, 19-16
9.13	@ Ball State	L, 29-34
9.20	@ Dartmouth	1:00 PM
9.27	UAlbany (*)	1:00 PM
10.4	Villanova (*)	1:00 PM
10.11	@ Rhode Island (*)	1:00 PM
10.18	@ Campbell (*)	3:30 PM
10.25	William & Mary (*)	1:00 PM
11.8	@ Monmouth (*)	12:00 PM
11.15	@ Bryant (*)	12:00 PM
11.22	Maine (*)	1:00 PM

### ELON (2-1, 0-0 CAA)

Date	Opponent	Result
8.28	@ Duke	L, 17-45
9.6	Davidson	W, 55-7
9.13	@ Western Carolina	W, 37-31
9.20	@ East Tennessee State	5:30 PM
9.27	Hampton (*)	2:00 PM
10.4	@ Towson (*)	4:00 PM
10.11	Villanova (*)	2:00 PM
10.18	@ William & Mary (*)	3:30 PM
10.29	@ Maine (*)	1:00 PM
11.8	Rhode Island (*)	2:00 PM
11.15	@ Campbell (*)	2:00 PM
11.22	North Carolina A&T (*)	2:00 PM

### HAMPTON (1-2, 0-1 CAA)

Date	Opponent	Result
8.30	@ Jackson State	L, 14-28
9.6	Elizabeth City State	W, 27-20
9.13	@ North Carolina A&T (*)	L, 30-33
9.20	Howard	4:00 PM
9.27	@ Elon (*)	2:00 PM
10.4	Norfolk State	4:00 PM
10.11	Campbell (*)	2:00 PM
10.18	@ Villanova (*)	1:00 PM
10.25	Monmouth (*)	2:00 PM
11.8	Maine (*)	1:00 PM
11.15	William & Mary (*)	1:00 PM
11.22	@ Rhode Island (*)	1:00 PM

### UALBANY (0-3, 0-0 CAA)

Date	Opponent	Result
8.30	@ Iowa	L, 7-34
9.6	@ Delaware State	L, 32-37
9.13	New Haven	L, 17-24
9.20	Corell	7:00 PM
9.27	@ New Hampshire (*)	1:00 PM
10.4	Stony Brook (*)	1:00 PM
10.18	Rhode Island (*)	3:30 PM
10.25	@ Villanova (*)	3:30 PM
11.1	@ William & Mary (*)	3:30 PM
11.8	Bryant (*)	1:00 PM
11.15	Towson (*)	1:00 PM
11.22	@ Monmouth (*)	12:00 PM

### TOWSON (2-1, 0-0 CAA)

Date	Opponent	Result
8.28	Norfolk State	W, 27-7
9.6	@ Morgan State	W, 27-22
9.13	@ Maryland	L, 17-44
9.20	Youngstown State	6:00 PM
9.27	@ Bryant (*)	1:00 PM
10.4	Elon (*)	4:00 PM
10.11	Monmouth (*)	2:00 PM
10.25	@ Stony Brook (*)	3:30 PM
11.1	@ North Carolina A&T (*)	12:00 PM
11.8	Villanova (*)	1:00 PM
11.15	@ UAlbany (*)	1:00 PM
11.22	Campbell (*)	1:00 PM

### STONY BROOK (1-2, 0-1 CAA)

Date	Opponent	Result
8.28	@ San Diego State	L, 0-42
9.6	(9) Rhode Island (*)	L, 17-31
9.13	Fordham	W, 41-18
9.20	@ Lindenwood	7:00 PM
9.27	Merrimack	3:30 PM
10.4	@ UAlbany (*)	3:30 PM
10.18	@ Monmouth (*)	1:00 PM
10.25	Towson (*)	3:30 PM
11.1	@ Maine (*)	1:00 PM
11.8	North Carolina A&T (*)	12:00 PM
11.15	@ Villanova (*)	1:00 PM
11.22	Bryant (*)	12:00 PM

### SACRED HEART (2-1)

Date	Opponent	Result
8.30	Stonehill	W, 12-7
9.6	@ Lehigh	L, 10-28
9.13	@ LIU	W, 24-21
9.20	@ Norfolk State	4:00 PM
9.27	Delaware State	12:00 PM
10.4	@ Central Connecticut State	12:00 PM
10.11	Howard	1:00 PM
10.18	@ Montana	1:00 PM
11.1	New Haven	12:00 PM
11.8	Virginia Lynchburg	12:00 PM
11.15	Merrimack	12:00 PM
11.22	@ Villanova	1:00 PM

# VILLANOVA FOOTBALL GAME NOTES

## VILLANOVA QUARTERBACKS



### PAT MCQUAIDE (#7)


Graduate Student  
6-0 / 205  
Solon, Ohio  
Solon  
Nicholls

#### Passing

Opponent	Comp-Att-Int	Pct.	Yds	TD	Long
Colgate	18-28-0	64.3%	299	1	56
Penn State	7-15-1	46.7%	27	0	8
Monmouth					
William & Mary					
New Hampshire					
Elon					
Hampton					
UAlbany					
Towson					
Stony Brook					
Sacred Heart					
<b>2025 Season</b>	<b>25-43-1</b>	<b>58.1%</b>	<b>326</b>	<b>1</b>	<b>56</b>
<b>Villanova Career</b>	<b>25-43-1</b>	<b>58.1%</b>	<b>326</b>	<b>1</b>	<b>56</b>
<b>Collegiate Career</b>	<b>420-729-23</b>	<b>57.6%</b>	<b>4740</b>	<b>28</b>	<b>88</b>

#### Rushing

Opponent	Att.	Yds	Avg.	TD	Long
Colgate	3	41	13.7	1	28
Penn State	2	-7	-3.5	0	-2
Monmouth					
William & Mary					
New Hampshire					
Elon					
Hampton					
UAlbany					
Towson					
Stony Brook					
Sacred Heart					
<b>2025 Season</b>	<b>5</b>	<b>34</b>	<b>6.8</b>	<b>1</b>	<b>28</b>
<b>Villanova Career</b>	<b>5</b>	<b>34</b>	<b>6.8</b>	<b>1</b>	<b>28</b>
<b>Collegiate Career</b>	<b>118</b>	<b>-44</b>	<b>-0.4</b>	<b>5</b>	<b>28</b>



### TANNER MADDOCKS (#3)

Junior  
6-1 / 200  
Reading, Pa.  
Fleetwood

#### Passing

Opponent	Comp-Att-Int	Pct.	Yds	TD	Long
Colgate					
Penn State	6-12-1	50.0	69	1	33
Monmouth					
William & Mary					
New Hampshire					
Elon					
Hampton					
UAlbany					
Towson					
Stony Brook					
Sacred Heart					
<b>2025 Season</b>	<b>6-12-1</b>	<b>50.0</b>	<b>69</b>	<b>1</b>	<b>33</b>
<b>Collegiate Career</b>	<b>20-32-1</b>	<b>62.5%</b>	<b>225</b>	<b>1</b>	<b>40</b>

#### Rushing

Opponent	Att.	Yds	Avg.	TD	Long
Colgate					
Penn State	5	3	0.7	0	6
Monmouth					
William & Mary					
New Hampshire					
Elon					
Hampton					
UAlbany					
Towson					
Stony Brook					
Sacred Heart					
<b>2025 Season</b>	<b>5</b>	<b>3</b>	<b>0.7</b>	<b>0</b>	<b>6</b>
<b>Collegiate Career</b>	<b>15</b>	<b>35</b>	<b>2.3</b>	<b>2</b>	<b>17</b>

# VILLANOVA FOOTBALL GAME NOTES

## VILLANOVA RUNNING BACKS



### DAVID AVIT (#24)

Sophomore  
6-0 / 225  
Frederick, Md.  
Winston Churchill

#### Rushing

Opponent	Att.	Yds	Avg.	TD	Long
Colgate	15	49	3.3	0	18
Penn State	10	53	5.3	0	27
Monmouth					
William & Mary					
New Hampshire					
Elon					
Hampton					
UAlbany					
Towson					
Stony Brook					
Sacred Heart					
2025 Season	25	102	4.1	0	27
Collegiate Career	198	1025	5.2	9	72

#### Receiving

Opponent	Rec.	Yds	Avg.	TD	Long
Colgate	1	8	8.0	0	8
Penn State	2	12	6.0	0	7
Monmouth					
William & Mary					
New Hampshire					
Elon					
Hampton					
UAlbany					
Towson					
Stony Brook					
Sacred Heart					
2025 Season	3	20	6.7	0	8
Collegiate Career	14	195	13.9	0	56



### ISAIAH RAGLAND (#20)

Sophomore  
5-9 / 205  
Alexandria, Va.  
Centreville

#### Rushing

Opponent	Att.	Yds	Avg.	TD	Long
Colgate	13	26	2.0	1	14
Penn State	10	9	0.9	0	7
Monmouth					
William & Mary					
New Hampshire					
Elon					
Hampton					
UAlbany					
Towson					
Stony Brook					
Sacred Heart					
2025 Season	23	35	1.5	1	14
Collegiate Career	152	707	4.7	4	65

#### Receiving

Opponent	Rec.	Yds	Avg.	TD	Long
Colgate	1	12	12.0	0	12
Penn State	1	-2	-2.0	0	-2
Monmouth					
William & Mary					
New Hampshire					
Elon					
Hampton					
UAlbany					
Towson					
Stony Brook					
Sacred Heart					
2025 Season	2	10	5.0	0	12
Collegiate Career	11	79	7.2	0	24



# VILLANOVA FOOTBALL GAME NOTES

## VILLANOVA RUNNING BACKS



**JA'BRIEL MACE (#4)**  
Sophomore  
5-9 / 175  
Somers Point, N.J.  
Mainland Regional

Rushing					
Opponent	Att.	Yds	Avg.	TD	Long
Colgate	2	3	1.5	0	3
Penn State	3	20	6.7	0	12
Monmouth					
William & Mary					
New Hampshire					
Elon					
Hampton					
UAlbany					
Towson					
Stony Brook					
Sacred Heart					
2025 Season	5	23	4.6	0	12
Collegiate Career	63	306	4.9	1	28

Receiving					
Opponent	Rec.	Yds	Avg.	TD	Long
Colgate					
Penn State	2	3	1.5	0	8
Monmouth					
William & Mary					
New Hampshire					
Elon					
Hampton					
UAlbany					
Towson					
Stony Brook					
Sacred Heart					
2025 Season	2	3	1.5	0	8
Collegiate Career	14	134	9.6	0	35



**ELI SMITH (#2)**  
Senior  
6-0 / 230  
Houston, Texas  
Second Baptist

Rushing					
Opponent	Att.	Yds	Avg.	TD	Long
Colgate	DNP				
Penn State	DNP				
Monmouth					
William & Mary					
New Hampshire					
Elon					
Hampton					
UAlbany					
Towson					
Stony Brook					
Sacred Heart					
2025 Season	0	0	0.0	0	0
Collegiate Career	42	209	5.0	0	18

Receiving					
Opponent	Rec.	Yds	Avg.	TD	Long
Colgate	DNP				
Penn State	DNP				
Monmouth					
William & Mary					
New Hampshire					
Elon					
Hampton					
UAlbany					
Towson					
Stony Brook					
Sacred Heart					
2025 Season	0	0	0.0	0	0
Collegiate Career	2	23	11.5	0	21

# VILLANOVA FOOTBALL GAME NOTES

## VILLANOVA WIDE RECEIVERS



### LUKE COLELLA (#1)

Graduate Student  
5-10 / 195  
Wexford, Pa.  
North Allegheny  
Princeton

#### Receiving

Opponent	Rec.	Yds	Avg.	TD	Long
Colgate	5	124	24.8	0	51
Penn State	1	3	3.0	0	3
Monmouth					
William & Mary					
New Hampshire					
Elon					
Hampton					
UAlbany					
Towson					
Stony Brook					
Sacred Heart					
<b>2025 Season</b>	<b>6</b>	<b>127</b>	<b>21.2</b>	<b>0</b>	<b>51</b>
<b>Villanova Career</b>	<b>6</b>	<b>127</b>	<b>21.2</b>	<b>0</b>	<b>51</b>
<b>Collegiate Career</b>	<b>99</b>	<b>1315</b>	<b>13.3</b>	<b>11</b>	<b>75</b>



### LUCAS KOPECKY (#16)

Graduate Student  
6-3 / 200  
Rocky Hill, N.J.  
Montgomery

#### Receiving

Opponent	Rec.	Yds	Avg.	TD	Long
Colgate	5	98	18.6	1	56
Penn State	1	7	7.0	0	7
Monmouth					
William & Mary					
New Hampshire					
Elon					
Hampton					
UAlbany					
Towson					
Stony Brook					
Sacred Heart					
<b>2025 Season</b>	<b>6</b>	<b>105</b>	<b>17.5</b>	<b>1</b>	<b>56</b>
<b>Collegiate Career</b>	<b>32</b>	<b>407</b>	<b>12.7</b>	<b>3</b>	<b>56</b>



### KENYON MILES (#15)

Junior  
6-2 / 195  
Huntington Station, N.Y.  
St. Anthony's

#### Receiving

Opponent	Rec.	Yds	Avg.	TD	Long
Colgate					
Penn State					
Monmouth					
William & Mary					
New Hampshire					
Elon					
Hampton					
UAlbany					
Towson					
Stony Brook					
Sacred Heart					
<b>2025 Season</b>	<b>0</b>	<b>0</b>	<b>0.0</b>	<b>0</b>	<b>0</b>
<b>Collegiate Career</b>	<b>13</b>	<b>136</b>	<b>10.5</b>	<b>1</b>	<b>36</b>



### CHRIS COLBY (#13)

Sophomore  
6-3 / 205  
Rowley, Mass.  
Pingry School

#### Receiving

Opponent	Rec.	Yds	Avg.	TD	Long
Colgate	2	33	16.5	0	22
Penn State					
Monmouth					
William & Mary					
New Hampshire					
Elon					
Hampton					
UAlbany					
Towson					
Stony Brook					
Sacred Heart					
<b>2025 Season</b>	<b>2</b>	<b>33</b>	<b>16.5</b>	<b>0</b>	<b>22</b>
<b>Collegiate Career</b>	<b>12</b>	<b>174</b>	<b>14.5</b>	<b>0</b>	<b>24</b>

# VILLANOVA FOOTBALL GAME NOTES

## VILLANOVA WIDE RECEIVERS/TIGHT ENDS



### BRADEN REED (#83)

Freshman  
5-9 / 180  
Pottstown, Pa.  
Pople John Paul II

#### Receiving

Opponent	Rec.	Yds	Avg.	TD	Long
Colgate					
Penn State	2	41	20.5	0	33
Monmouth					
William & Mary					
New Hampshire					
Elon					
Hampton					
UAlbany					
Towson					
Stony Brook					
Sacred Heart					
<b>2025 Season</b>	<b>2</b>	<b>41</b>	<b>20.5</b>	<b>0</b>	<b>33</b>
<b>Collegiate Career</b>	<b>2</b>	<b>41</b>	<b>20.5</b>	<b>0</b>	<b>33</b>



### ANTONIO JOHNSON (#9)

Senior  
6-4 / 260  
Fort Lauderdale, Fla.  
St. Thomas Aquinas

#### Receiving

Opponent	Rec.	Yds	Avg.	TD	Long
Colgate	3	19	6.3	0	7
Penn State	1	7	7.0	0	7
Monmouth					
William & Mary					
New Hampshire					
Elon					
Hampton					
UAlbany					
Towson					
Stony Brook					
Sacred Heart					
<b>2025 Season</b>	<b>4</b>	<b>26</b>	<b>6.5</b>	<b>0</b>	<b>7</b>
<b>Collegiate Career</b>	<b>13</b>	<b>126</b>	<b>9.7</b>	<b>1</b>	<b>34</b>



### BRANDON BINKOWSKI (#81)

Redshirt Freshman  
6-3 / 205  
Haymarket, Va.  
Battlefield

#### Receiving

Opponent	Rec.	Yds	Avg.	TD	Long
Colgate	1	5	5.0	0	5
Penn State	2	19	9.5	1	11
Monmouth					
William & Mary					
New Hampshire					
Elon					
Hampton					
UAlbany					
Towson					
Stony Brook					
Sacred Heart					
<b>2025 Season</b>	<b>3</b>	<b>24</b>	<b>8.0</b>	<b>1</b>	<b>11</b>
<b>Collegiate Career</b>	<b>3</b>	<b>24</b>	<b>8.0</b>	<b>1</b>	<b>11</b>



### NOLAN CLAYTON (#85)

Sophomore  
6-5 / 245  
King of Prussia, Pa.  
Upper Merion

#### Receiving

Opponent	Rec.	Yds	Avg.	TD	Long
Colgate					
Penn State					
Monmouth					
William & Mary					
New Hampshire					
Elon					
Hampton					
UAlbany					
Towson					
Stony Brook					
Sacred Heart					
<b>2025 Season</b>	<b>0</b>	<b>0</b>	<b>0.0</b>	<b>0</b>	<b>0</b>
<b>Collegiate Career</b>	<b>2</b>	<b>18</b>	<b>9.0</b>	<b>0</b>	<b>15</b>



# VILLANOVA FOOTBALL GAME NOTES

## VILLANOVA SPECIALISTS



### JACK BARNUM (#42)

Graduate Student  
6-2 / 210  
Southington, Conn.  
Southington  
Central Connecticut State

#### Scoring

Opponent	FG	Long	40+	PAT	Points
Colgate	1-1	39	0	3-3	6
Penn State	0-1	—	0	0-0	0
Monmouth					
William & Mary					
New Hampshire					
Elon					
Hampton					
UAlbany					
Towson					
Stony Brook					
Sacred Heart					
<b>2025 Season</b>	<b>1-2</b>	<b>39</b>	<b>0</b>	<b>3-3</b>	<b>6</b>
<b>Villanova Career</b>	<b>1-2</b>	<b>39</b>	<b>0</b>	<b>3-3</b>	<b>6</b>
<b>Collegiate Career</b>	<b>30-41</b>	<b>52</b>	<b>11</b>	<b>67-69</b>	<b>157</b>

#### Kicking

Opponent	KO	Yards	Avg.	TB
Colgate	5	307	61.4	1
Penn State	1	60	60.0	0
Monmouth				
William & Mary				
New Hampshire				
Elon				
Hampton				
UAlbany				
Towson				
Stony Brook				
Sacred Heart				
<b>2025 Season</b>	<b>6</b>	<b>367</b>	<b>61.2</b>	<b>1</b>
<b>Villanova Career</b>	<b>6</b>	<b>367</b>	<b>61.2</b>	<b>1</b>
<b>Collegiate Career</b>	<b>168</b>	<b>8,920</b>	<b>53.1</b>	<b>31</b>



### LUKE LARSEN (#0)

Graduate Student  
6-2 / 225  
Keilor Park, Victoria, Australia  
St. Bernard's  
East Carolina

#### Punting

Opponent	Att.	Yds	Avg.	Long	FC	I20	50+
Colgate	5	198	39.6	50	0	2	1
Penn State	8	327	40.0	54	3	1	1
Monmouth							
William & Mary							
New Hampshire							
Elon							
Hampton							
UAlbany							
Towson							
Stony Brook							
Sacred Heart							
<b>2025 Season</b>	<b>13</b>	<b>525</b>	<b>40.4</b>	<b>54</b>	<b>3</b>	<b>3</b>	<b>2</b>
<b>Villanova Career</b>	<b>13</b>	<b>525</b>	<b>40.4</b>	<b>54</b>	<b>3</b>	<b>3</b>	<b>2</b>
<b>Collegiate Career</b>	<b>187</b>	<b>7624</b>	<b>40.8</b>	<b>56</b>	<b>78</b>	<b>56</b>	<b>21</b>

# VILLANOVA FOOTBALL GAME NOTES

## VILLANOVA SPECIALISTS



### JA'BRIEL MACE (#4)

Sophomore  
5-9 / 175  
Somers Point, N.J.  
Mainland Regional

#### Kickoff Returns

Opponent	Att.	Yds	Avg.	TD	Long
Colgate	3	68	22.7	0	26
Penn State	1	27	27.0	0	27
Monmouth					
William & Mary					
New Hampshire					
Elon					
Hampton					
UAlbany					
Towson					
Stony Brook					
Sacred Heart					
<b>2025 Season</b>	<b>4</b>	<b>95</b>	<b>23.8</b>	<b>0</b>	<b>27</b>
<b>Collegiate Career</b>	<b>16</b>	<b>380</b>	<b>23.8</b>	<b>0</b>	<b>50</b>




### ISAIAH WRIGHT (#26)

Senior  
6-0 / 195  
East Stroudsburg, Pa.  
East Stroudsburg South

#### Kickoff Returns

Opponent	Att.	Yds	Avg.	TD	Long
Colgate					
Penn State	3	52	17.3	0	24
Monmouth					
William & Mary					
New Hampshire					
Elon					
Hampton					
UAlbany					
Towson					
Stony Brook					
Sacred Heart					
<b>2025 Season</b>	<b>3</b>	<b>52</b>	<b>17.3</b>	<b>0</b>	<b>24</b>
<b>Collegiate Career</b>	<b>4</b>	<b>83</b>	<b>20.8</b>	<b>0</b>	<b>31</b>



### TANNER MADDOCKS (#3)

Junior  
6-1 / 200  
Reading, Pa.  
Fleetwood

#### Punt Returns

Opponent	Att.	Yds	Avg.	TD	Long
Colgate					
Penn State					
Monmouth					
William & Mary					
New Hampshire					
Elon					
Hampton					
UAlbany					
Towson					
Stony Brook					
Sacred Heart					
<b>2025 Season</b>	<b>0</b>	<b>0</b>	<b>0.0</b>	<b>0</b>	<b>0</b>
<b>Collegiate Career</b>	<b>10</b>	<b>97</b>	<b>9.7</b>	<b>0</b>	<b>22</b>



### BRADEN REED (#83)

Freshman  
5-9 / 180  
Pottstown, Pa.  
Pope John Paul II

#### Punt Returns

Opponent	Att.	Yds	Avg.	TD	Long
Colgate					
Penn State					
Monmouth					
William & Mary					
New Hampshire					
Elon					
Hampton					
UAlbany					
Towson					
Stony Brook					
Sacred Heart					
<b>2025 Season</b>	<b>0</b>	<b>0</b>	<b>0.0</b>	<b>0</b>	<b>0</b>
<b>Collegiate Career</b>	<b>0</b>	<b>0</b>	<b>0.0</b>	<b>0</b>	<b>0</b>

# VILLANOVA FOOTBALL GAME NOTES

## GAME BY GAME TACKLES

Total Tackles	UA-A	TOT	COL	PSU	MON	W&M	UNH	ELO	HAM	ALB	TOW	SBK	SHU
Shane Hartzell	7-8	15	2-4	5-4									
Turner Inge	6-5	11	3-3	3-2									
Christian Sapp	8-2	10	2-2	6-0									
JR Strauss	3-7	10	2-6	1-1									
Nigel McSween	3-6	9	0-6	3-0									
Anthony Hawkins	6-1	7	3-1	3-0									
Ayden Howard	1-6	7	0-4	1-2									
Jordan Adderley	3-2	5	2-0	1-2									
Zahmir Dawud	3-2	5	2-1	1-1									
Garrett Rogan	3-2	5	2-2	1-0									
Omari Bursey	2-3	5	0-3	2-0									
Obinna Nwobodo	2-3	5	1-2	1-1									
Kaleb Moody	2-2	4	0-0	2-2									
Capri Martin	1-3	4	1-3										
Damill Bostic	3-0	3	DNP	3-0									
Jason Hall	3-0	3	0-0	3-0									
Jamie Tyson	2-1	3	1-1	1-0									
Lucas Kopecky	1-0	1	0-0	1-0									
Isaiah Ragland	1-0	1	0-0	1-0									
Ratu Delano Navoti	0-1	1	DNP	0-1									
Newton Essiem	0-1	1	DNP	0-1									
Colin Kennedy	0-1	1	0-1	DNP									
Ivan Murray	0-1	1	0-1	0-0									
Ugo Nwotite	0-1	1	0-1	0-0									
TOTAL	60-58	118	21-40	39-18									

## SPECIAL TEAMS TACKLES

Total Tackles	KO-PU	TOT	COL	PSU	MON	W&M	UNH	ELO	HAM	ALB	TOW	SBK	SHU
JR Strauss	2-0	2	1-0	1-0									
Jason Hall	0-2	2	0-0	0-2									
Omari Bursey	1-0	1	1-0	0-0									
Turner Inge	0-1	1	0-1	0-0									
Lucas Kopecky	0-1	1	0-0	0-1									
TOTAL	3-4	7	2-1	1-3									

## GAME BY GAME DEFENSIVE STATISTICS

OPPONENT	TFL	SACKS	FF	FR	INT	PBU	BLK	YARDS	POINTS
Colgate	3.0-6	1.0-2	0	0	0	8	0	350	17
Penn State	0.0-0	0.0-0	0	0	1	6	0	465	52
Monmouth									
William & Mary									
New Hampshire									
Elon									
Hampton									
UAlbany									
Towson									
Stony Brook									
Sacred Heart									
TOTAL	3-6	1-2	0	0	1	14	0	815	69

# VILLANOVA FOOTBALL GAME NOTES

## GAME BY GAME STARTERS

OFFENSE	QB	RB	WR	WR	WR/TE	TE/WR	LT	LG	C	RG	RT
Colgate	McQuaide	Avit	Colella	Kopecky	Clayton	Johnson	Voltaire	Ajirotutu	Picard	McCullers	Fay
Penn State	McQuaide	Avit	Colella	Kpecky	Colby	Johnson	Voltaire	Ajirotutu	Picard	McCullers	Fay
Monmouth											
W&M											
UNH											
Elon											
Hampton											
UAlbany											
Towson											
Stony Brook											
Sacred Heart											
DEFENSE	DE	DT	DE	LB	LB	LB	CB	CB	FS	WS	SS
Colgate	Howard	Nwobodo	Martin	Hartzell	Strauss	Inge	Dawud	Adderley	Hawkins	Sapp	Rogan
Penn State	Howard	Nwobodo	Martin	Hartzell	Strauss	Inge	Dawud	Adderley	Hawkins	Sapp	Rogan
Monmouth											
W&M											
UNH											
Elon											
Hampton											
UAlbany											
Towson											
Stony Brook											
Sacred Heart											

## VILLANOVA SCORING DRIVES

OPP	QTR	TIME	PL/YDS/TM	RES	PLAY	OPP	QTR	TIME	PL/YDS/TM	RES	PLAY
COL	1	3:33	6/73/3:24	TD	Ragland 1 yard run						
COL	2	10:35	4/37/1:54	TD	McQuaide 28 yard run						
COL	3	5:28	11/77/5:48	FG	Barnum 39 yard fld goal						
COL	3	0:52	4/73/1:33	TD	Kopecky 56 yard reception						
PSU	4	0:00	16/75/6:24	TD	Binkowski 8 yd reception						



# VILLANOVA FOOTBALL GAME NOTES

## LONG PLAYS BY THE NUMBERS

YARDS	NO.	TD
100+		
90-99		
80-89		
70-79		
60-69		
50-59	2	1
40-49	1	0
30-39	1	0
20-29	8	1

## LONG PLAYS BY TYPE

PLAY	NO.	TD
Rushing	2	1
Passing	5	1
Punt Returns		
Kick Returns	5	0
Interceptions		
Fumble Returns		
Other		
TOTAL	12	2

## LONGEST PLAYS OF THE YEAR

RUSHING	
28	Pat McQuaide, Colgate
RUSHING TOUCHDOWN	
28	Pat McQuaide, Colgate
PASSING	
56	Pat McQuaide, Colgate
PASSING TOUCHDOWN	
56	Pat McQuaide, Colgate
RECEPTION	
56	Lucas Kopecky, Colgate
RECEIVING TOUCHDOWN	
1	Lucas Kopecky, Colgate
1	Brandon Binkowski, Penn State
PUNT RETURN	
KICK RETURN	
27	Ja’briel Mace, Penn State
INTERCEPTION RETURN	
0	Omari Bursey, Penn State
FUMBLE RETURN	
PUNT	
54	Luke Larsen, Penn State
FIELD GOAL	
39	Jack Barnum, Colgate

## LONGEST PLAYS OF THE YEAR (20+ YARDS)

YDS	TYPE	PLAYER	OPPONENT
56*	Pass	Pat McQuaide to Lucas Kopecky	Colgate
51	Pass	Pat McQuaide to Luke Colella	Colgate
44	Pass	Pat McQuaide to Luke Colella	Colgate
33	Pass	Tanner Maddocks to Braden Reed	Penn State
28*	Rush	Pat McQuaide	Colgate
27	Rush	David Avit	Penn State
27	KR	Ja’briel Mace	Penn State
26	KR	Ja’briel Mace	Colgate
24	KR	Isaiah Wright	Penn State
22	Pass	Pat McQuaide to Chris Colby	Colgate
22	KR	Ja’briel Mace	Colgate
20	KR	Ja’briel Mace	Colgate

\* denotes a touchdown

## 20-YARD PLUS BY PLAYER

PLAYER	NO.	TD	RUSH	REC.	KR	PR	IR	FR
Mace	4	0	0	0	4	0	0	0
Colella	2	0	0	2	0	0	0	0
McQuaide	1	1	1	0	0	0	0	0
Kopecky	1	1	0	1	0	0	0	0
Colby	1	0	0	1	0	0	0	0
Avit	1	0	1	0	0	0	0	0
Reed	1	0	0	1	0	0	0	0
Wright	1	0	0	0	1	0	0	0
TOTAL	12	2	2	5	5	0	0	0

# VILLANOVA FOOTBALL GAME NOTES

## MISCELLANEOUS STATS

### 2025 NON-OFFENSIVE TOUCHDOWNS

Player	Type	Yds	Opponent

### POINTS OFF TURNOVERS

OPPONENT	VU TO	OPP PTS	OPP TO	VU PTS	+/-
Colgate	0	0	0	0	0
Penn State	2	7	1	0	-7
Monmouth					
William & Mary					
New Hampshire					
Elon					
Hampton					
UAlbany					
Towson					
Stony Brook					
Sacred Heart					
TOTAL	2	7	1	0	-7

### CAREER INTERCEPTIONS

Player	INT	Return Yards	Long	TD
Christian Sapp	3	0	0	0
Zahmir Dawud	2	2	2	0
Jordan Adderley	1	61	61	1
Shane Hartzell	1	19	19	0
Omari Bursey	1	0	0	0
Richie Kimmel	1	0	0	0
Julian Talley	1	0	0	0

### CAREER FUMBLES

Player	FF	FR	Return Yards	TD
Zahmir Dawud	2	0	0	0
Shane Hartzell	3	1	18	0
Ayden Howard	1	0	0	0
Richie Kimmel	1	2	1	0
Obinna Nwobodo	1	0	0	0
Christian Sapp	1	0	0	0

### CAREER BLOCKED KICKS

Player	Type	Opponent	Year
Richie Kimmel	Punt	Delaware	2022
Obinna Nwobodo	FG	Towson	2024
JR Strauss	FG	Towson	2024

### CAREER 100-YARD RUSHING GAMES

Player	Yds.	Att.	TD	Opp.	Year
David Avit	160	24	1	LIU	2024
David Avit	183	13	4	Stony Brook	2024
Isaiah Ragland	126	15	0	Elon	2023
Isaiah Ragland	141	17	0	Towson	2024

### CAREER 100-YARD RECEIVING GAMES

Player	Yds.	Rec.	TD	Opp.	Year
Luke Colella	107	5	1	Dartmouth	2024
Luke Colella	124	5	0	Colgate	2025

### CAREER 300-YARD PASSING GAMES

Player	Yds.	C-A-I	TD	Opp.	Year
Pat McQuaide	345	26-53-1	2	SEMO	2023
Pat McQuaide	300	20-25-1	2	SELA	2023

### CAREER DOUBLE DIGIT TACKLE GAMES

Player	TOT	UA-A	Opp.	Year
Zahmir Dawud	10	6-4	UIW	2024
Shane Hartzell	15	8-7	Richmond	2022
Shane Hartzell	10	6-4	Delaware	2022
Shane Hartzell	10	4-6	UNH	2023
Shane Hartzell	14	7-7	YSU	2023
Shane Hartzell	11	7-4	YSU	2024
Shane Hartzell	11	5-6	Stony Brook	2024
Shane Hartzell	20	8-12	UNH	2024
Shane Hartzell	13	2-11	Delaware	2024
Richie Kimmel	10	2-8	YSU	2024
Richie Kimmel	10	3-7	Stony Brook	2024
Richie Kimmel	11	3-8	UIW	2024
Kaleb Moody	10	5-5	Brown	2023
Julian Talley	13	9-4	Columbia	2024

# VILLANOVA FOOTBALL GAME NOTES

## DEFENSE/SPECIAL TEAMS TOUCHDOWNS

(SINCE BECOMING AN FCS MEMBER IN 1985)

PLAY	TDs
<b>DEFENSE (68)</b>	
Interception Return.....	44
Fumble Return.....	18
Blocked Punt Return.....	5
Blocked Field Goal Return.....	1
<b>SPECIAL TEAMS (17)</b>	
Kick Return.....	15
Punt Return.....	2
<b>TOTAL .....</b>	<b>85</b>

## LONGEST TOUCHDOWNS BY TYPE

### Interception Return

100 yards by Rob Rolle on September 17, 2016 vs. Towson

### Fumble Return

99 yards by Jaquan Amos on October 7, 2017 vs. Maine

### Return of Blocked Punt

33 yards by Ademole Turner on September 21, 1996 vs. Fordham

### Return of Blocked Field Goal

73 yards by Craig James on September 28, 2013 vs. Penn

### Kick Return

100 yards by Nowoola Awopetu on November 9, 2019 vs. Richmond

### Punt Return

66 yards by Poppy Livers on October 20, 2012 vs. Georgia State

## DEFENSIVE/SPECIAL TEAMS TDS BY YEAR

### DEFENSE

4 .....	2000, 2016, 2017, 2019
3 .....	2004, 2005, 2007, 2009, 2012, 2013
2 .....	1986 1989, 1991, 1992, 1994, 1996, 1999, 2003, 2008, 2010, 2011, 2014, 2018, 2021
1 .....	1997, 1998, 2001, 2022, 2023, 2024

### SPECIAL TEAMS

2 .....	2000, 2010
1 .....	1996, 1997, 1998, 2001, 2002, 2003, 2004, 2007, 2008, 2009, 2012, 2017, 2019

## DEFENSIVE/SPECIAL TEAMS TDS BY MONTH

August .....	3
September .....	35
October .....	21
November .....	23
December .....	3

## DEFENSIVE/SPECIAL TEAMS TDS BY PLAYER

DEFENSIVE TOUCHDOWNS	TDs
Jaquan Amos .....	4
Jimmy Pitts.....	3
Ronnie Akins .....	2
Nowoola Awopetu .....	2
Brian Barajas .....	2
Eric Loper .....	2
Rob Rolle .....	2
Joe Sarnese .....	2
Jeff Steeb .....	2
Daryl Stewart.....	2
Danny Abraham.....	1
Darrell Adams .....	1
Brendan Bell.....	1
TD Ayo-Durojaiye .....	1
Rodney Badger .....	1
Christian Benford.....	1
Austin Calitro .....	1
Clarence Curry .....	1
Chris Curtis .....	1
John Dempsey .....	1
Curtis Eller.....	1
Brennan Erbezniak.....	1
Jalen Goodman .....	1
Sean Goodrich .....	1
Mike Hoffman .....	1
Brian Hulea .....	1
Keeling Hunter.....	1
Craig James .....	1
Gary Johnson .....	1
Marlon Johnson.....	1
Joe Keating .....	1
Salim Koroma .....	1
Tanoh Kpassagnon .....	1
Tim Kukucka .....	1
DeLonne Kelly .....	1
Kevin Long.....	1
Jason McMillion .....	1
Jerry Miles .....	1
Martel Moody.....	1
Steven Neugebauer.....	1
Osayi Osunde .....	1
Delmon Robertson.....	1
Bobby Rosato .....	1
Dan Silva .....	1
Kwesi Solomon.....	1
Rich Spugnardi.....	1
Terence Taylor.....	1
Elijah Trent.....	1
Ademole Turner.....	1
Ray Ventrone .....	1
Ross Ventrone.....	1
Curtis Waltman.....	1
Aaron Weems .....	1
Darrel Young .....	1

### SPECIAL TEAMS TOUCHDOWNS

	TDs
Brian Westbrook.....	5
Angelo Babbaro.....	3
Martin Gibson.....	3
Matt Szczur .....	2
Nowoola Awopetu .....	1
Poppy Livers.....	1
Taurus Phillips .....	1
Ademole Turner.....	1

# VILLANOVA FOOTBALL GAME NOTES

## SINGLE GAME HIGHS

### INDIVIDUAL SINGLE GAME HIGHS

Category	No.	Player
Rushes	15	David Avit, Colgate
Rushing Yards	53	David Avit, Penn State
Rushing TDs	1	Pat McQuaide/Isaiah Ragland, Colgate
Long Rush	28	Pat McQuaide, Colgate
Pass Attempts	28	Pat McQuaide, Colgate
Pass Completions	18	Pat McQuaide, Colgate
Passing Yards	299	Pat McQuaide, Colgate
Passing TDs	1	McQuaide, Colgate; Maddocks, Penn State
Long Pass	56	Pat McQuaire, Colgate
Receptions	5	Luke Colella/Lucas Kopecky, Colgate
Receiving Yards	124	Luke Colella, Colgate
Receiving TDs	1	Kopecky, Colgate; Binkowski, Penn State
Long Reception	56	Lucas Kopecky, Colgate
Field Goals	1	Jack Barnum, Colgate
Long Field Goal	39	Jack Barnum, Colgate
Punts	8	Luke Larsen, Penn State
Punting Average	40.9	Luke Larsen, Penn State
Long Punt	54	Luke Larsen, Penn State
Punts Inside 20	2	Luke Larsen, Colgate
Long Punt Return		
Long Kick Return	27	Ja'briel Mace, Penn State
Long INT Return	0	Omari Bursey, Penn State
Long FR Return		
Tackles	9	Shane Hartzell, Penn State
Tackles For Loss	1.0	Nigel McSween, Colgate
Sacks	0.5	JR Strauss/Obinna Nwobodo, Colgate
Interceptions	1	Omari Bursey, Penn State

### OPPONENT SINGLE GAME HIGHS

Category	No.	Player
Rushes	20	Nicholas Singleton, Penn State
Rushing Yards	86	Kaytron Allen, Penn State
Rushing TDs	2	Nicholas Singleton, Penn State
Long Rush	31	Danny Shaban, Colgate
Pass Attempts	30	Zach Osborne, Colgate
Pass Completions	16	Drew Allar, Penn State
Passing Yards	239	Zach Osborne, Colgate
Passing TDs	2	Zach Osborne, Colgate
Long Pass	32	Zach Osborne, Colgate
Receptions	10	Trevho Saunders, Colgate
Receiving Yards	137	Treyvhon Saunders, Colgate
Receiving TDs	1	4x
Long Reception	32	Treyvhon Saunders, Colgate
Field Goals	3	Ryan Barker, Penn State
Long Field Goal	45	Ryan Barker, Penn State
Punts	6	Tyler Fontenot, Colgate
Punting Average	43.5	Tyler Fontenot, Colgate
Long Punt	48	Tyler Fontenot, Colgate
Punts Inside 20	2	Gabe Nwosu, Penn State
Long Punt Return	34	Devonte Ross, Penn State
Long Kick Return	24	Winston Moore, Colgate
Long INT Return	49	Jahmir Joseph, Penn State
Long FR Return		
Tackles	10	Trooper Price, Colgate
Tackles For Loss	3.0	Amare Campbell, Penn State
Sacks	2.0	Tony Rojas, Penn State
Interceptions	1	2x

### TEAM SINGLE GAME HIGHS

Category	No.	Villanova
Rushes	36	Penn State
Rushing Yards	117	Colgate
Yards Per Rush	3.3	Colgate
Rushing TDs	2	Colgate
Pass Attempts	28	Colgate
Pass Completions	18	Colgate
Passing Yards	299	Colgate
Yards Per Pass	10.7	Colgate
Passing TDs	1	2x
Total Plays	63	2x
Total Offense	416	Colgate
Yards Per Play	6.6	Colgate
Points	24	Colgate
First Downs	18	Colgate
Penalties	4	Penn State
Penalty Yards	29	Penn State
Turnovers	2	Penn State
Sacks	1.0	Colgate
Interceptions	1	Penn State
Punts	8	Penn State
Punting Average	40.9	Penn State
Third Down Pct.	46.2% (6 of 13)	Colgate
Fourth Down Pct.	100.0% (2 of 2)	Penn State
	100.0% (1 of 1)	Colgate

### OPPONENT SINGLE GAME HIGHS

Category	No.	Opponent
Rushes	38	Penn State
Rushing Yards	237	Penn State
Yards Per Rush	6.2	Penn State
Rushing TDs	3	Penn State
Pass Attempts	31	Penn State
Pass Completions	17	Penn State
Passing Yards	239	Colgate
Yards Per Pass	8.0	Colgate
Passing TDs	2	2x
Total Plays	69	Penn State
Total Offense	465	Penn State
Yards Per Play	6.7	Penn State
Points	52	Penn State
First Downs	28	Penn State
Penalties		Penn State
Penalty Yards	25	Penn State
Turnovers	1	Penn State
Sacks	3	Penn State
Interceptions	2	Penn State
Punts	6	Colgate
Punting Average	43.5	Colgate
Third Down Pct.	45.5% (5 of 11)	Penn State
Fourth Down Pct.	100.0% (1 of 1)	Penn State



# VILLANOVA FOOTBALL GAME NOTES

## THE LAST TIME VILLANOVA...

### VILLANOVA SCORING

50-59 Points	55	Bucknell	Sept. 11, 2021
60-69 Points	63	William & Mary	Oct. 6, 2007
70+		NEVER	
<10 Points	6	Penn State	Sept. 13, 2025
<7 Points	6	Penn State	Sept. 13, 2025
Shutout	0-34	New Hampshire	Oct. 27, 2018
Shutout (CAA)	0-34	New Hampshire	Oct. 27, 2018
Shutout (Home)	0-34	New Hampshire	Oct. 27, 2018
Shutout (Road)	0-23	Richmond	Oct. 15, 2016
Shutout Opponent	21-0	Elon	Oct. 14, 2023
Shutout (CAA)	21-0	Elon	Oct. 14, 2023
Shutout Opponent (Home)	21-0	Elon	Oct. 14, 2023
Shutout Opponent (Road)	35-0	Elon	Nov. 6, 2021

### VILLANOVA RUSHING

300-399 Yards	365	LIU	Sept. 10, 2022
400+ Yards	440	Elon	Oct. 14, 2023
<100 Yards	83	Penn State	Sept. 13, 2025
<0 Yards	-39	Maine	Oct. 14, 2006

### VILLANOVA PASSING

300-399 Yards	300	Towson	Nov. 11, 2023
400-499 Yards	418	New Hampshire	Oct. 1, 2004

### VILLANOVA TOTAL OFFENSE

500-599 Yards	555	Towson	Nov. 11, 2023
600-699 Yards	609	Bucknell	Sept. 22, 2018
700+ Yards	706	North Carolina State	Nov. 19, 1949
<200 Yards	179	Penn State	Sept. 13, 2025
<100 Yards	87	New Hampshire	Nov. 3, 1990
30+ First Downs	30	Delaware	Nov. 23, 2019

### VILLANOVA MISCELLANEOUS

100+ penalty yards	10-104	Eastern Kentucky	Nov. 30, 2024
2 fumbles lost	2	Eastern Kentucky	Nov. 30, 2024
3+ fumbles lost	3	UAlbany	Sept. 30, 2023
Scored a safety	1	Eastern Kentucky	Nov. 30, 2024
Scored two safeties	2	James Madison	Nov. 10, 2012
Allowed a safety	1	UAlbany	Oct. 22, 2022
Forced 5 TO	6	Lehigh	Sept. 4, 2021
Forced 6+ TO	6	Lehigh	Sept. 4, 2021
Committed 5+ TO	5	UAlbany	Sept. 30, 2023
4+ interceptions	4	Lehigh	Sept. 4, 2021
Forced 2 fumbles	2	Eastern Kentucky	Nov. 30, 2024
Forced 3 fumbles	3	UIW	Dec. 7, 2024
Forced 4+ fumbles	4	Rhode Island	Oct. 11, 2014
Recovered 2 fumbles	2	Delaware	Nov. 23, 2024
Recovered 3+ fumbles	3	Rhode Island	Oct. 23, 2021
2+ defensive touchdowns	2	Richmond	Nov. 3, 2018
Defense/ST touchdowns	2/1	Lafayette	Sept. 16, 2017
Consecutive games non-off. TD	3	Colgate/Lehigh/Bucknell	Aug. 24-Sept. 14, 2019
5 total touchdowns	5	Delaware	Nov. 23, 2024
6 total touchdowns	6	Stony Brook	Oct. 5, 2024
7+ total touchdowns	7	Stony Brook	Oct. 28, 2023
Recovered onside kick	1	Maryland	Sept. 21, 2024
Defensive 2-point conv.	1	William & Mary	Oct. 28, 1995
Walk-Off Win	31-29	UAlbany	Oct. 22, 2022
Walk-Off Loss	10-13	Maine	Oct. 6, 2018

### VILLANOVA RUSHING

100-199 Yards	183	David Avit	Stony Brook, 2024
200-299 Yards	214	John Robertson	Maine, 2013
300+ Yards		NEVER	
2 players 100+	126/125	Ragland/Watkins	Elon, 2023
30+ attempts	34	John Robertson	Syracuse, 2014
Consecutive 100+	2 straight	David Avit	Elon/Stony Brook, 2024
Consecutive 200+	2 straight	John Robertson	Towson/UNH, 2013
50-59 yard rush	55	Isaiah Ragland	North Carolina A&T, 2024
60-69 yard rush	65	Isaiah Ragland	Towson, 2024
70-79 yard rush	72	David Avit	Stony Brook, 2024
80-89 yard rush	83	Justin Covington	Stony Brook, 2021
90-99 yard rush	90	Mike Jones	Columbia, 1989
100+ yard rush	110	John Powers	Fordham, 1902
3 rushing TDs	3	TD Ayo-Durojaiye	Elon, 2023
4 rushing TDs	4	David Avit	Stony Brook, 2024

### VILLANOVA PASSING

300-399 yards	361	Connor Watkins	Stony Brook, 2023
400+ yards	460	Brett Gordon	Delaware, 2002
40-49 attempts	40	Daniel Smith	Richmond, 2021
50+ attempts	54	Frank Jankowski	Richmond, 2005
25-29 completions	26	Daniel Smith	Richmond, 2021
30-39 completions	30	Frank Jankowski	James Madison, 2005
40+ completions	40	Brett Gordon	James Madison, 2002
3 passing TDs	3	Connor Watkins	Towson, 2023
4 passing TDs	4	Connor Watkins	Stony Brook, 2023
5 passing TDs	5	Daniel Smith	Delaware, 2019
6 passing TDs	6	Chris Boden	Delaware, 1999
Consecutive 300+	3 straight	Frank Jankowski	Penn/UNH/Rich., 2005
50-59 yard pass	56/51	Pat McQuaide	Colgate, 2025
60-69 yard pass	64	Connor Watkins	Youngstown State, 2023
70-79 yard pass	72	Connor Watkins	Hampton, 2024
80-89 yard pass	80	Connor Watkins	UAlbany, 2022
90-99 yard pass	90	Zach Bednarczyk	Bucknell, 2018
100+ yard pass		NEVER	

### VILLANOVA RECEIVING

100-199 yards	124	Luke Colella	Colgate, 2025
200+ yards	236	Changa Hodge	Delaware, 2019
2 players 100+	168/128	Pringle/Sanchez	Colgate, 2023
3 players 100+	191/103/102	Pringle/Sanchez/Hayek	Stony Brook, 2023
10 receptions	10	Duquese May	Maine, 2006
11 receptions	11	Matt Szczur	Stephen F. Austin, 2010
12-14 receptions	12	Brian White	Rutgers, 2002
15 receptions	15	Brian Westbrook	Northeastern, 1998
16 receptions	16	Brian Finneran	Youngstown State, 1997
Consecutive 100+	3 straight	Rayjuon Pringle	Stony B./UNH/Tow., 2023
50-59 yard catch	56	Lucas Kopecky	Colgate, 2025
	51	Luke Colella	Colgate, 2025
60-69 yard catch	64	Jaylan Sanchez	Youngstown State, 2023
70-79 yard catch	72	Jaylan Sanchez	Hampton, 2024
80-89 yard catch	80	Rayjuon Pringle	UAlbany, 2022
90-99 yard catch	90	Josh McGrigg	Bucknell, 2018
100+ yard catch		NEVER	
3 receiving TDs	3	Norman White	Stephen F. Austin, 2010
4 receiving TDs	4	Jaaron Hayek	Maine, 2022
5 receiving TDs	5	Mike Siani	Xavier, 1971

### VILLANOVA SPECIAL TEAMS

50+ yard field goal	52	Ethan Gettman	UIW, 2024
45-49 yard field goal	49	Ethan Gettman	UIW, 2024
40-44 yard field goal	42	Ethan Gettman	Eastern Kentucky, 2024
Made 3+ field goals	3	Matthew Mercurio	S. Dakota State, 2023
Made 7+ PATs	7	William Bartel	Bucknell, 2021
Missed PAT	1	Matthew Mercurio	Stony Brook, 2023
70+ yard punt	72	Ethan Gettman	New Hampshire, 2024
60-69 yard punt	62	Ethan Gettman	Youngstown State, 2024
Kickoff return TD	100	Nowoola Awopetu	Richmond, 2019
Punt return TD	15	TD Ayo-Durojaiye	UAlbany, 2021
2+ kick return TD		NEVER	
Start game kick return TD	100	Nowoola Awopetu	Richmond, 2019
Consec. game non-off TD	2	NEVER IN FCS ERA	
2-point conversion	Rush (2x)	Connor Watkins	Monmouth, 2024
Blocked a PAT	1	John Rhodan	Rhode Island, 2023
Blocked a FG	1	Brendan Bell	Eastern Kentucky, 2024
Blocked a punt	1	Kimmel/Marshall	Delaware, 2022
TD on blocked FG	73 yards	Craig James	Stony Brook, 2013
TD on blocked punt	15 yards	TD Ayo-Durojaiye	UAlbany, 2021

### VILLANOVA DEFENSE

10-14 tackles	11/10	Kimmel/Dawud	UIW, 2024
15-19 tackles	15	Brendan Bell	UIW, 2024
20+ tackles	20	Shane Hartzell	New Hampshire, 2024
5+ TFL	5.5	Greg Miller	Richmond, 2008
3+ sacks	3.5	Ed Shockley	UAlbany, 2016
2+ interceptions	2	Christian Benford	Bucknell, 2021
2 fumble recoveries	2	Chuck Smith	Richmond, 2018
3+ fumble recoveries	3	Darrell Adams	James Madison, 2004
INT return TD	1	Brendan Bell	Delaware, 2024
2 INT return TDs	20/18	Nowoola Awopetu	Richmond, 2018
Fumble return TD		Jaquan Amos	Maine, 2017
Offense/Defense TD	1/1	Brendan Bell	Delaware, 2024

# VILLANOVA FOOTBALL GAME NOTES

## THE LAST TIME THE OPPONENT...

### OPPONENT SCORING

50-59 Points	52	Penn State	Sept. 13, 2025
60-69 Points	62	Army West Point	Nov. 15, 1919
70-79 Points	71	Penn State	Nov. 9, 1912
80+ Points	83	Army	Nov. 4, 1944
<10 Points	3	North Carolina A&T	Nov. 9, 2024
<7 Points	3	North Carolina A&T	Nov. 9, 2024

### OPPONENT RUSHING

300-399 Yards	371	William & Mary	Nov. 12, 2022
400+ Yards	472	Army West Point	Sept. 17, 2022
<100 Yards	96	LIU	Sept. 28, 2024
<0 Yards	-12	Lehigh	Sept. 4, 2021

### OPPONENT PASSING

300-399 Yards	358	Monmouth	Nov. 16, 2024
400-499 Yards	429	Penn State	Sept. 25, 2021
500+ Yards	508	Southeastern Louisiana	Nov. 30, 2019

### OPPONENT TOTAL OFFENSE

500-599 Yards	502	Monmouth	Nov. 16, 2024
600-699 Yards	600	UCF	Sept. 16, 2023
700+ Yards	708	New Hampshire	Nov. 5, 1988
<200 Yards	169	North Carolina A&T	Nov. 30, 2024
<100 Yards	99	Elon	Oct. 14, 2023
30+ First Downs	31	UCF	Sept. 16, 2023

### OPPONENT MISCELLANEOUS

100+ penalty yards	12-115	UAlbany	Oct. 22, 2022
2 fumbles lost	2	Delaware	Nov. 23, 2024
3+ fumbles lost	3	Rhode Island	Oct. 23, 2021
Scored a safety	1	UAlbany	Oct. 22, 2022
4+ interceptions	4	William & Mary	Oct. 30, 2021
Forced 2 fumbles	2	New Hampshire	Oct. 26, 2024
Forced 3 fumbles	3	North Carolina A&T	Oct. 7, 2023
Forced 4+ fumbles	5	UAlbany	Sept. 30, 2023
2 non-offensive touchdowns	2	James Madison	Oct. 13, 2018
2 defensive touchdowns	2	James Madison	Nov. 21, 2015
Defense/ST touchdowns	2/1	James Madison	Nov. 21, 2015
Recovered onside kick	1	New Hampshire	Nov. 4, 2023
Offense/ST TDs	KO/REC	Brandon Ravenel	James Madison, 2015
3+ TDs in a game	3	Sone Ntoh	Monmouth, 2024

### OPPONENT RUSHING

100-199 yards	150	Lontrell Turner	UIW, 2024
200-299 yards	211	Jaden Shirden	Monmouth, 2022
300+ yards		NEVER	
2 players 100+	160/107	Maysonet/Coker	Stony Brook, 2012
30+ attempts	33	Khalid Abdullah	James Madison, 2016
50-59 yard rush	55	Darius Wilson	William & Mary, 2022
60-69 yard rush	66	Isaiah Davis	South Dakota State, 2023
70-79 yard rush	77	Joshua Carter	Eastern Kentucky, 2024
80-89 yard rush	85	Jayson Davis	Rhode Island, 2005
90+ yard rush	95	Wendall Williams	Rhode Island, 2003
3 rushing TDs	3	Roland Dempster	Stony Brook, 2024
4 rushing TDs	4	Kevin Brown Jr.	Rhode Island, 2021

### OPPONENT PASSING

300-399 yards	358	Derek Robertson	Monmouth, 2024
400-499 yards	401	Sean Clifford	Penn State, 2021
500+ yards	538	Ricky Santos	New Hampshire, 2004
40-49 attempts	44	Mitch Davidson	Youngstown State, 2023
50+ attempts	59	Nolan Henderson	Delaware, 2022
30-39 completions	37	Nolan Henderson	Delaware, 2022
40+ completions	42	Pat Devlin	Delaware, 2009
3 passing TDs	3	Derek Robertson	Monmouth, 2024
4 passing TDs	4	Sean Clifford	Penn State, 2021
5 passing TDs	5	Pat White	West Virginia, 2008
6 passing TDs	6	Ricky Santos	New Hampshire, 2004
50-59 yard pass	59	Derek Robertson	Monmouth, 2024
60-69 yard pass	65	Nick Minicucci	Delaware, 2024
70-79 yard pass	76	Tom Flacco	Towson, 2018
80-89 yard pass	83	Sean Clifford	Penn State, 2021
90-99 yard pass	98	R.J. Archer	William & Mary, 2009
100+ yard pass		NEVER	

### OPPONENT RECEIVING

100-199 yards	137	Treyvhon Saunders	Colgate, 2025
200+ yards	205	Kortez Weeks	Elon, 2017
3 players 100+	173/119/102	Turner/Schwebel/Conner	SELA, 2019
2 players 100+	148/117	Washington/Dotson	Penn State, 2021
10+ receptions	10	Treyvhon Saunders	Colgate, 2025
50-59 yard catch	59	Gavin Nelson	Monmouth, 2024
60-69 yard catch	65	Marcus Yarns	Delaware, 2024
70-79 yard catch	76	Shane Leatherbury	Towson, 2018
80-89 yard catch	83	KeAndre Lambert-Smith	Penn State, 2021
90-99 yard catch	98	Cameron Dohse	W&M, 2009
100+ yard catch		NEVER	
3+ touchdowns	3	David Ball	New Hampshire, 2005

### SPECIAL TEAMS

50+ yard field goal	52	Kenny Doak	Maine, 2018
40-49 yard field goal	45/42	Ryan Barker	Penn State, 2025
Made 3 field goals	3	Ryan Barker	Penn State, 2025
Made 4+ field goals	4	Sean Baner	Delaware, 2011
Made 7+ PATs	7	Vincenzo Rea	Monmouth, 2022
Missed PAT	1	Michael Calton Jr.	Monmouth, 2024
70+ yard punt	70	D.J. Page	N.C. A&T, 2024
60-69 yard punt	62	Clayton Taylor	Stony Brook, 2024
Kickoff return TD	94 yards	Taymon Cooke	N.C. A&T, 2023
Punt return TD	45 yards	Matthew Durrance	S. Dakota State, 2023
2 punt return TD	89/81	D'Angelo Amos	JMU, 2018
2+ kick return TD		Believed to be NEVER	
Start game kick return TD	98 yards	Brandon Ravenel	James Madison, 2015
Recovered onside kick	1		New Hampshire, 2023
2-point conversion	1	Trebor Pena	Penn State, 2025
Blocked a PAT	1	Jalen Hoyle	Stony Brook, 2023
Blocked a FG	1	John Costanza	Maine, 2024
Blocked a punt	1	Matthew Durrance	S. Dakota State, 2023
TD on blocked FG	70 yards	Devin Vaught	Maine, 2024
TD on blocked punt	45 yards	Matthew Durrance	S. Dakota State, 2023

### OPPONENT DEFENSE

10-14 tackles	10	Trooper Price	Colgate, 2025
15+ tackles	15	Antwan Spencer	LIU, 2022
5+ TFL	5.0	John Daka	James Madison, 2019
3+ sacks	3.0	A.J. Simon	UAlbany, 2023
2+ interceptions	3	Victor Nelson Jr.	LIU, 2022
3 interceptions	3	Victor Nelson Jr.	LIU, 2022
2+ fumble recoveries	2	Semaj Brown	UAlbany, 2021
INT return TD	1	Jahmir Joseph	Penn State, 2025
Fumble return TD		Troy Vincent	Towson, 2018

# VILLANOVA FOOTBALL GAME NOTES

## CAREER HIGHS

### JORDAN ADDERLEY

Points	6	Georgetown	2024
Touchdowns	1	Georgetown	2024
Rushing Attempts	7	LIU	2021
Rushing Yards	84	LIU	2021
Long Rush	33	LIU	2021
Kickoff Returns	1	Villanova	2023
Kickoff Return Yards	8	Villanova	2023
Long Kickoff Return	8	Villanova	2023
All-Purpose Yards	61	Georgetown	2024
Interceptions	1	Georgetown	2024
Long INT Return	61	Georgetown	2024
INT Return Touchdowns	1	Georgetown	2024
Tackles	6	Holy Cross	2024
Tackles For Loss	1.0	Yale	2024
Pass Breakups	2	Yale	2024
	2	Fordham	2024
	2	Georgetown	2024
Quarterback Hurries	3	Merrimack	2023

### TEMI AJIROTUTU

Tackles	1	UCF	2023
---------	---	-----	------

### DAVID AVIT

Points	24	Stony Brook	2024
Touchdowns	4	Stony Brook	2024
Rushing Attempts	26	Hampton	2024
Rushing Yards	183	Stony Brook	2024
Rushing Touchdowns	4	Stony Brook	2024
Long Rush	72	Stony Brook	2024
Receptions	3	Monmouth	2024
	3	Delaware	2024
Receiving Yards	75	Eastern Kentucky	2024
Long Reception	56	Eastern Kentucky	2024
Total Offense — Plays	26	Hampton	2024
Total Offense — Yards	183	Stony Brook	2024
All-Purpose Yards	183	Stony Brook	2024

### JACK BARNUM

Points	14	American International	2023
Points by Kicking	14	American International	2023
PATs Made	6	Delaware State	2023
PATs Attempted	6	Delaware State	2023
Field Goals Made	3	American International	2023
	3	Yale	2024
Field Goals Attempted	3	4x	
Long Field Goal	52	LIU	2023
Punts	2	Kent State	2023
Punting Yards	73	Kent State	2023
Punting Average	36.5	Kent State	2023
Long Punt	37	Kent State	2023
Kickoffs	10	Stony Brook	2022
Kickoff Yards	432	Stony Brook	2022
Kickoff Average	61.4	Colgate	2025
Touchbacks	3	Hampton	2022
Tackles	1	Rhode Island	2022
	1	LIU	2023
	1	Robert Morris	2024

### MICHAEL BENINCASA

Rushing Attempts	1	Juniata	2022
Rushing Yards	8	Juniata	2022
Long Rush	8	Juniata	2022
Passing Attempts	1	McDaniel	2022
Total Offense — Plays	1	McDaniel	2022
	1	Juniata	2022
Total Offense — Yards	8	Juniata	2022
All-Purpose Yards	8	Juniata	2022

### BRANDON BINKOWSKI

Points	6	Penn State	2025
Touchdowns	1	Penn State	2025
Receptions	2	Penn State	2025
Receiving Yards	19	Penn State	2025
Receiving Touchdowns	1	Penn State	2025
Long Reception	11	Penn State	2025
All-Purpose Yards	19	Penn State	2025

### DAMILL BOSTIC

Tackles	3	Penn State	2025
Pass Breakups	1	Penn State	2025

### OMARI BURSEY

Interceptions	1	Penn State	2025
Long INT Return	0	Penn State	2025
Tackles	2	Colgate	2025
	2	Penn State	2025

### NOLAN CLAYTON

Receptions	1	Colgate	2024
	1	New Hampshire	2024
	1	Hampton	2024
Receiving Yards	15	Colgate	2024
Long Reception	15	Colgate	2024
Kickoff Returns	1	New Hampshire	2024
Kickoff Return Yards	11	New Hampshire	2024
Long Kickoff Return	11	New Hampshire	2024
All-Purpose Yards	15	Colgate	2024

### CHRIS COLBY

Receptions	4	Monmouth	2024
Receiving Yards	56	Monmouth	2024
Long Reception	24	Maryland	2024
All-Purpose Yards	56	Monmouth	2024

# VILLANOVA FOOTBALL GAME NOTES

## CAREER HIGHS

### LUKE COLELLA

Points	12	Yale	2023
Touchdowns	2	Yale	2023
Rushing Attempts	1	Harvard	2024
	1	Dartmouth	2024
	1	Penn	2024
Rushing Yards	7	Dartmouth	2024
Long Rush	7	Dartmouth	2024
Receptions	7	Columbia	2023
	7	Yale	2023
Receiving Yards	124	Colgate	2025
Receiving Touchdowns	2	Yale	2023
Long Reception	75	Yale	2023
Total Offense – Plays	1	Harvard	2024
	1	Dartmouth	2024
	1	Penn	2024
Total Offense – Yards	7	Penn	2024
All-Purpose Yards	124	Colgate	2025
Tackles	1	Lehigh	2022
	1	Harvard	2022
	1	Harvard	2024

### ZAHMIR DAWUD

All-Purpose Yards	2	Youngstown State	2024
Interceptions	1	Youngstown State	2024
	1	Stony Brook	2024
Long INT Return	2	Youngstown State	2024
Tackles	10	UIW	2024
Tackles For Loss	1.0	Colgate	2024
	1.0	Hampton	2024
	1.0	Eastern Kentucky	2024
Forced Fumbles	1	Youngstown State	2024
	1	UIW	2024
Pass Breakups	2	Colgate	2025

### RATU DELANO NAVOTI

Tackles	1	Penn State	2025
---------	---	------------	------

### NEWTON ESSIEM

Tackles	4	UIW	2024
Pass Breakups	1	Delaware	2024
	1	UIW	2024

### KYLE FAY

Tackles	1	New Hampshire	2024
---------	---	---------------	------

### JULIAN GLANTZ

Rushing Attempts	2	Stony Brook	2023
Rushing Yards	9	Maine	2022
Long Rush	9	Maine	2022
Receptions	1	Stony Brook	2023
Receiving Yards	-3	Stony Brook	2023
Long Reception	-3	Stony Brook	2023
Total Offense – Plays	2	Stony Brook	2023
Total Offense – Yards	9	Maine	2022
Kickoff Returns	1	Monmouth	2024
	1	UIW	2024
Kickoff Return Yards	17	Monmouth	2024
Long Kickoff Return	17	Monmouth	2024
All-Purpose Yards	17	Monmouth	2024
Tackles	1	6x	

### JASON HALL

Kickoff Returns	1	Towson	2023
Kickoff Return Yards	0	Towson	2023
Long Kickoff Return	0	Towson	2023
Tackles	3	Penn State	2025
Tackles For Loss	1.0	Eastern Kentucky	2024
Quarterback Hurries	1	Colgate	2025

### SHANE HARTZELL

All-Purpose Yards	19	New Hampshire	2023
Interceptions	1	New Hampshire	2023
Long INT Return	19	New Hampshire	2023
Tackles	20	New Hampshire	2024
Tackles For Loss	2.0	5x	
Sacks	2.0	North Carolina A&T	2024
Forced Fumbles	1	LIU	2022
	1	Maryland	2024
	1	Delaware	2024
Fumble Recoveries	1	LIU	2024
Long Fumble Return	18	LIU	2024
Pass Breakups	1	5x	
Quarterback Hurries	3	Youngstown State	2023
	3	Delaware	2024

### ANTHONY HAWKINS

Tackles	4	Colgate	2025
Pass Breakups	2	Penn State	2025

### NATE HILL

Receptions	1	Rhode Island	2023
	1	Maryland	2024
Receiving Yards	6	Rhode Island	2023
	6	Maryland	2024
Long Reception	6	Rhode Island	2023
	6	Maryland	2024
All-Purpose Yards	6	Rhode Island	2023
	6	Maryland	2024



# VILLANOVA FOOTBALL GAME NOTES

## CAREER HIGHS

### AYDEN HOWARD

Tackles	6	Maryland	2024
	6	Delaware	2024
Tackles For Loss	1.5	Lehigh	2023
Sacks	1.0	Youngstown State	2024
Forced Fumbles	1	UIW	2024
Pass Breakups	1	Towson	2023
	1	Colgate	2024
Quarterback Hurries	1	4x	

### TURNER INGE

Tackles	6	Maine	2024
	6	Colgate	2025
Tackles For Loss	2.0	Rhode Island	2023
Sacks	1.0	Stony Brook	2023

### ANTONIO JOHNSON

Points	6	Colgate	2023
Touchdowns	1	Colgate	2023
Receptions	3	Colgate	2025
Receiving Yards	40	Youngstown State	2023
Receiving Touchdowns	1	Colgate	2023
Long Reception	34	Youngstown State	2023
All-Purpose Yards	40	Youngstown State	2023
Tackles	1	UCF	2023

### COLIN KENNEDY

Tackles	3	Stony Brook	2023
---------	---	-------------	------

### MIKE KENNEDY

Tackles	2	Hampton	2024
---------	---	---------	------

### RICHIE KIMMEL

Punt Returns	1	Delaware	2022
Punt Return Yards	16	Delaware	2022
Long Punt Return	16	Delaware	2022
All-Purpose Yards	16	Delaware	2022
Interceptions	1	Youngstown State	2024
Long INT Return	0	Youngstown State	2024
Tackles	11	UIW	2024
Tackles For Loss	1.5	New Hampshire	2023
Sacks	1.0	Delaware	2024
Forced Fumbles	1	Eastern Kentucky	2024
Fumble Recoveries	1	Lehigh	2023
	1	Youngstown State	2024
Long Fumble Return	1	Youngstown State	2024
Pass Breakups	2	LIU	2024
Quarterback Hurries	1	4x	
Blocked Kicks (Punt)	1	Delaware	2022

### LUCAS KOPECKY

Points	6	Stony Brook	2024
	6	New Hampshire	2024
	6	Colgate	2025
Touchdowns	1	Stony Brook	2024
	1	New Hampshire	2024
	1	Colgate	2025
Receptions	6	Eastern Kentucky	2024
Receiving Yards	98	Colgate	2025
Receiving Touchdowns	1	Stony Brook	2024
	1	New Hampshire	2024
	1	Colgate	2025
Long Reception	56	Colgate	2025
All-Purpose Yards	98	Colgate	2025
Tackles	1	Penn State	2025

### LUKE LARSEN

Rushing Attempts	1	SMU	2020
	1	Navy	2023
Rushing Yards	25	SMU	2020
Long Rush	25	SMU	2020
Punts	11	SMU	2023
Punting Yards	434	SMU	2023
Punting Average	46.7	Tulane	2020
Long Punt	56	Charlotte	2023
Fair Catches	6	SMU	2023
Inside 20-Yard Line	4	Charlotte	2023

### DALE LAW

Tackles	1	Lehigh	2023
	1	Stony Brook	2023

### JA'BRIEL MACE

Points	6	Stony Brook	2024
Touchdowns	1	Stony Brook	2024
Rushing Attempts	13	Towson	2023
	13	Stony Brook	2024
Rushing Yards	76	Towson	2023
Rushing Touchdowns	1	Stony Brook	2024
Long Rush	28	Towson	2023
Receptions	2	Colgate	2024
	2	Maine	2024
	2	Penn State	2025
Receiving Yards	35	Youngstown State	2024
Long Reception	35	Youngstown State	2024
Total Offense – Plays	13	Towson	2023
	13	Stony Brook	2024
Total Offense – Yards	76	Towson	2023
Kickoff Returns	4	Eastern Kentucky	2024
Kickoff Return Yards	105	Eastern Kentucky	2024
Long Kickoff Return	50	Monmouth	2024
All-Purpose Yards	109	Eastern Kentucky	2024

# VILLANOVA FOOTBALL GAME NOTES

## CAREER HIGHS

### TANNER MADDOCKS

Points	6	Maryland	2024
	6	Maine	2024
Touchdowns	1	Maryland	2024
	1	Maine	2024
<b>Rushing Attempts</b>	<b>5</b>	<b>Penn State</b>	<b>2025</b>
Rushing Yards	12	Stony Brook	2023
Rushing Touchdowns	1	Maryland	2024
	1	Maine	2024
Long Rush	17	Maine	2024
<b>Passing Attempts</b>	<b>12</b>	<b>Penn State</b>	<b>2025</b>
<b>Completions</b>	<b>6</b>	<b>Penn State</b>	<b>2025</b>
<b>Passing Yards</b>	<b>69</b>	<b>Penn State</b>	<b>2025</b>
<b>Passing Touchdowns</b>	<b>1</b>	<b>Penn State</b>	<b>2025</b>
Long Pass	40	Stony Brook	2023
<b>Interceptions</b>	<b>1</b>	<b>Penn State</b>	<b>2025</b>
<b>Total Offense – Plays</b>	<b>17</b>	<b>Penn State</b>	<b>2025</b>
<b>Total Offense – Yards</b>	<b>72</b>	<b>Penn State</b>	<b>2025</b>
Punt Returns	3	Hampton	2024
Punt Return Yards	29	Hampton	2024
Long Punt Return	22	Stony Brook	2024
All-Purpose Yards	29	Hampton	2024

### CAPRI MARTIN

Tackles	5	Stony Brook	2023
	5	Towson	2024
Tackles For Loss	1.0	Towson	2024
	1.0	Stony Brook	2024
	1.0	Monmouth	2024
Sacks	1.0	Towson	2024
Forced Fumbles	1	Towson	2024
Quarterback Hurries	1	4x	

### PAT MCQUAIDE

Points	6	4x	
Touchdowns	1	4x	
Rushing Attempts	12	Louisiana Tech	2024
	12	Stephen F. Austin	2024
<b>Rushing Yards</b>	<b>41</b>	<b>Colgate</b>	<b>2025</b>
<b>Rushing Touchdowns</b>	<b>1</b>	<b>5x</b>	
<b>Long Rush</b>	<b>28</b>	<b>Colgate</b>	<b>2025</b>
Passing Attempts	53	Southeast Missouri State	2023
Completions	27	Tulane	2023
	27	Stephen F. Austin	2024
Passing Yards	345	Southeast Missouri State	2023
Passing Touchdowns	4	Southern	2024
Long Pass	88	Southeast Missouri State	2023
Interceptions	4	Tulane	2023
Receptions	1	UIW	2024
Receiving Yards	-16	UIW	2024
Long Reception	-16	UIW	2024
Total Offense – Plays	62	Stephen F. Austin	2024
Total Offense – Yards	347	Southeast Missouri State	2023
<b>All-Purpose Yards</b>	<b>41</b>	<b>Colgate</b>	<b>2025</b>
Tackles	1	Southeast Missouri State	2023
	1	Southern Illinois	2023

### NIGEL MCSWEEN

<b>Tackles</b>	6	Hampton	2024
	<b>6</b>	<b>Colgate</b>	<b>2025</b>
Tackles For Loss	1.0	5x	
Sacks	1.0	Towson	2024
	1.0	Stony Brook	2024
	1.0	Delaware	2024
Pass Breakups	1	Stony Brook	2024
Quarterback Hurries	2	Stony Brook	2024

### KENYON MILES

Points	6	Delaware	2024
Touchdowns	1	Delaware	2024
Receptions	2	4x	
Receiving Yards	36	Delaware	2024
Receiving Touchdowns	1	Delaware	2024
Long Reception	36	Delaware	2024
All-Purpose Yards	36	Delaware	2024

### KALEB MOODY

Points	6	Columbia	2023
Touchdowns	1	Columbia	2023
Punt Returns	1	Columbia	2023
Punt Return Yards	24	Columbia	2023
Long Punt Return	10	Columbia	2023
Interceptions	2	Columbia	2023
Long INT Return	0	Columbia	2023
All-Purpose Yards	24	Columbia	2023
Tackles	10	Brown	2023
Tackles For Loss	1.5	Dartmouth	2023
Sacks	1.0	Dartmouth	2023
Forced Fumbles	1	Dartmouth	2023
Pass Breakups	2	St. Thomas (Minn.)	2023
	2	Penn	2023
Blocked Kicks (Punt)	2	Merrimack	2022

### DANIEL MUELLER

Kickoffs	1	Lehigh	2023
Kickoff Yards	53	Lehigh	2023
Kickoff Average	53.0	Lehigh	2023

### IVAN MURRAY

<b>Tackles</b>	1	Maryland	2024
	1	LIU	2024
	<b>1</b>	<b>Colgate</b>	<b>2025</b>

### OBINNA NWOBODO

Tackles	6	Hampton	2024
Tackles For Loss	2.0	UIW	2024
Sacks	1.0	Delaware	2024
Forced Fumbles	1	Delaware	2024
Pass Breakups	1	Monmouth	2024
	1	Delaware	2024
Quarterback Hurries	1	4x	
Blocked Kicks (Field Goal)	1	Towson	2024

# VILLANOVA FOOTBALL GAME NOTES

## CAREER HIGHS

### UGO NWOTITE

Tackles	1	North Carolina A&T	2024
	1	Penn State	2025
Quarterback Hurries	2	Colgate	2025

### JOSH OLUREMI

Tackles	1	7x	
---------	---	----	--

### ISAIAH RAGLAND

Points	12	LIU	2024
Touchdowns	2	LIU	2024
Rushing Attempts	17	Towson	2024
Rushing Yards	141	Towson	2024
Rushing Touchdowns	2	LIU	2024
Long Rush	65	Towson	2024
Receptions	2	Colgate	2024
	2	Maryland	2024
	2	North Carolina A&T	2024
Receiving Yards	30	Maryland	2024
Long Reception	24	Maryland	2024
Total Offense – Plays	17	Towson	2024
Total Offense – Yards	141	Towson	2024
All-Purpose Yards	141	Towson	2024
Tackles	1	Penn State	2025

### BRADEN REED

Receptions	2	Penn State	2025
Receiving Yards	41	Penn State	2025
Long Reception	33	Penn State	2025
All-Purpose Yards	41	Penn State	2025

### GARRETT ROGAN

Tackles	4	Colgate	2025
Pass Breakups	1	Colgate	2025

### CHRISTIAN SAPP

Kickoff Returns	4	Towson	2024
Kickoff Return Yards	64	Towson	2024
Long Kickoff Return	42	Youngstown State	2024
All-Purpose Yards	64	Towson	2024
Interceptions	1	New Hampshire	2023
	1	Youngstown State	2023
	1	Colgate	2024
Long INT Return	0	New Hampshire	2023
	0	Youngstown State	2023
	0	Colgate	2024
Tackles	6	Towson	2024
	6	Penn State	2025
Tackles For Loss	1.0	6x	
Pass Breakups	2	Colgate	2025
Forced Fumbles	1	UCF	2023

### ELI SMITH

Rushing Attempts	7	Maine	2022
	7	William & Mary	2022
Rushing Yards	48	William & Mary	2022
Long Rush	18	William & Mary	2022
Receptions	1	William & Mary	2022
	1	Maine	2024
Receiving Yards	21	Maine	2024
Long Reception	21	Maine	2024
Total Offense – Plays	7	Maine	2022
	7	William & Mary	2022
Total Offense – Yards	48	William & Mary	2022
All-Purpose Yards	50	William & Mary	2022

### RALEE STEPHENS

Receptions	1	Penn State	2025
Receiving Yards	6	Penn State	2025
Long Reception	6	Penn State	2025
All-Purpose Yards	6	Penn State	2025

### JR STRAUSS

Tackles	8	Colgate	2025
Tackles For Loss	1.0	North Carolina A&T	2023
Sacks	0.5	Colgate	2025
Pass Breakups	1	Colgate	2025
Blocked Kicks (Field Goal)	1	Towson	2024

### JULIAN TALLEY

All-Purpose Yards	0	Cornell	2024
Interceptions	1	Cornell	2024
Long INT Return	0	Cornell	2024
Tackles	13	Columbia	2024
Tackles For Loss	3.0	Columbia	2024
Sacks	2.0	Columbia	2024
Pass Breakups	1	Cornell	2023
	1	Bucknell	2024
	1	Colgate	2025
Quarterback Hurries	1	Yale	2024
	1	Harvard	2024

### JAMIE TYSON

Tackles	2	Colgate	2025
Pass Breakups	2	Penn State	2025

### STEPHANE VOLTAIRE

Tackles	1	New Hampshire	2023
---------	---	---------------	------

### JAYVONT WILLIAMS

Tackles	1	South Dakota State	2023
	1	Stony Brook	2024
	1	UIW	2024

# VILLANOVA FOOTBALL GAME NOTES

## CAREER HIGHS

### ISAIAH WRIGHT

Points	6	Stony Brook	2023
Touchdowns	1	Stony Brook	2023
Rushing Attempts	6	Colgate	2024
Rushing Yards	31	Stony Brook	2024
Rushing Touchdowns	1	Stony Brook	2023
Long Rush	25	Stony Brook	2024
Receptions	1	Maine	2024
Receiving Yards	5	Maine	2024
Long Reception	5	Maine	2024
Total Offense — Plays	6	Colgate	2024
Total Offense — Yards	31	Stony Brook	2024
Kickoff Returns	3	Penn State	2025
Kickoff Return Yards	52	Penn State	2025
Long Kickoff Return	31	LIU	2024
All-Purpose Yards	58	Penn State	2025
Tackles	1	UIW	2024
Pass Breakups	1	UIW	2024

### JON WYATT

Tackles	3	Colgate	2024
Tackles For Loss	0.5	Colgate	2024
Pass Breakups	1	Lehigh	2023
	1	Stony Brook	2023





2025-26 Villanova Football  
Overall Team Statistics  
All games

Page 1/2  
as of Sep 19, 2025

Team Statistics

	VU	OPP
<b>Scoring</b>	<b>30</b>	<b>69</b>
Points per game	15.0	34.5
Points Off Turnovers	0	7
<b>First Downs</b>	<b>29</b>	<b>45</b>
Rushing	14	22
Passing	14	22
Penalty	1	1
<b>Rushing Yardage</b>	<b>200</b>	<b>348</b>
Yards gained rushing	255	354
Yards lost rushing	55	6
Rushing attempts	71	64
Average per rush	2.8	5.4
Average per game	100.0	174.0
TDs Rushing	2	3
<b>Passing Yardage</b>	<b>395</b>	<b>467</b>
Comp-Att-Int	31-55-2	32-61-1
Average per pass	7.2	7.7
Average per catch	12.7	14.6
Average per game	197.5	233.5
TDs Passing	2	4
<b>Total offense</b>	<b>595</b>	<b>815</b>
Total plays	126	125
Average per play	4.7	6.5
Average per game	297.5	407.5
<b>Kick returns: #-Yards</b>	<b>7-147</b>	<b>2-41</b>
<b>Punt returns: #-Yards</b>	<b>0-0</b>	<b>5-63</b>
<b>Int returns: #-Yards</b>	<b>1-0</b>	<b>2-61</b>
<b>Kick return average</b>	<b>21.0</b>	<b>20.5</b>
<b>Punt return average</b>	<b>0.0</b>	<b>12.6</b>
<b>Int return average</b>	<b>0.0</b>	<b>30.5</b>
<b>Fumbles-Lost</b>	<b>2-0</b>	<b>0-0</b>
<b>Penalties-Yards</b>	<b>6-44</b>	<b>8-45</b>
Average per game	22.0	22.5
<b>Punts-Yards</b>	<b>13-525</b>	<b>8-344</b>
Average per punt	40.4	43.0
Net punt average	34.0	40.5
<b>Kickoffs-Yards</b>	<b>6-367</b>	<b>14-876</b>
Average per kick	61.2	62.6
Net kick average	38.3	39.7
<b>Time of possession / game</b>	<b>32:06</b>	<b>27:53</b>
<b>3rd-down conversion</b>	<b>12/30</b>	<b>10/24</b>
3rd-down pct	40%	42%
<b>4th-down conversion</b>	<b>3/3</b>	<b>1/1</b>



2025-26 Villanova Football  
Overall Team Statistics  
All games

Page 2/2  
as of Sep 19, 2025

	VU	OPP
4th-down pct	100%	100%
<b>Sacks by-Yards</b>	<b>1-2</b>	<b>3-14</b>
<b>Misc Yards</b>	<b>0</b>	<b>0</b>
<b>Touchdowns scored</b>	<b>4</b>	<b>8</b>
<b>Field goals - attempts</b>	<b>1-2</b>	<b>4-5</b>
<b>On-Side kicks</b>	<b>0-0</b>	<b>0-0</b>
<b>Red-zone scores</b>	<b>(3-4) 75%</b>	<b>(6-7) 86%</b>
<b>Red-zone touchdowns</b>	<b>(2-4) 50%</b>	<b>(4-7) 57%</b>
<b>PAT-attempts</b>	<b>(3-3) 100%</b>	<b>(7-7) 100%</b>
<b>2-point conversion-attempts</b>	<b>(0-0) 0%</b>	<b>(1-1) 100%</b>
<b>Attendance</b>	<b>4151</b>	<b>109516</b>
Games / Avg per game	1/4151	1/109516
Neutral site games	-	0/0

Score by Periods

Team	1st	2nd	3rd	4th	OT	TOT
Villanova	7	7	10	6	0	30
Opponents	7	24	17	21	0	69



2025-26 Villanova Football  
Individual Statistics  
All games

Page 1/2  
as of Sep 19, 2025

### Rushing

Player	gp	att	gain	loss	net	avg	td	lg	avg/g
David Avit	2	25	118	16	102	4.1	0	27	51.0
Isaiah Ragland	2	23	54	19	35	1.5	1	14	17.5
Pat McQuaide	2	5	41	7	34	6.8	1	28	17.0
Ja'briel Mace	2	5	23	0	23	4.6	0	12	11.5
Isaiah Wright	2	5	7	1	6	1.2	0	5	3.0
Tanner Maddocks	2	5	12	9	3	0.6	0	6	1.5
Team	2	3	0	3	-3	-1.0	0	0	-1.5
<b>Total</b>	<b>2</b>	<b>71</b>	<b>255</b>	<b>55</b>	<b>200</b>	<b>2.8</b>	<b>2</b>	<b>28</b>	<b>100.0</b>
<b>Opponents</b>	<b>2</b>	<b>64</b>	<b>354</b>	<b>6</b>	<b>348</b>	<b>5.4</b>	<b>3</b>	<b>31</b>	<b>174.0</b>

### Passing

Player	gp	effic	comp-att-int	pct	yds	td	lg	avg/g
Pat McQuaide	2	124.8	25-43-1	58.1	326	1	56	163.0
Tanner Maddocks	2	109.1	6-12-1	50.0	69	1	33	34.5
<b>Total</b>	<b>2</b>	<b>121.4</b>	<b>31-55-2</b>	<b>56.4</b>	<b>395</b>	<b>2</b>	<b>56</b>	<b>197.5</b>
<b>Opponents</b>	<b>2</b>	<b>135.1</b>	<b>32-61-1</b>	<b>52.5</b>	<b>467</b>	<b>4</b>	<b>32</b>	<b>233.5</b>

### Receiving

Player	gp	no.	yds	avg	td	lg	avg/g
Luke Colella	2	6	127	21.2	0	51	63.5
Lucas Kopecky	2	6	105	17.5	1	56	52.5
Antonio Johnson	2	4	26	6.5	0	7	13.0
David Avit	2	3	20	6.7	0	8	10.0
Brandon Binkowski	2	3	24	8.0	1	11	12.0
Isaiah Ragland	2	2	10	5.0	0	12	5.0
Ja'briel Mace	2	2	3	1.5	0	8	1.5
Chris Colby	2	2	33	16.5	0	22	16.5
Braden Reed	2	2	41	20.5	0	33	20.5
Ralee Stephens	1	1	6	6.0	0	6	6.0
<b>Total</b>	<b>2</b>	<b>31</b>	<b>395</b>	<b>12.7</b>	<b>2</b>	<b>56</b>	<b>197.5</b>
<b>Opponents</b>	<b>2</b>	<b>32</b>	<b>467</b>	<b>14.6</b>	<b>4</b>	<b>32</b>	<b>233.5</b>

### Punt Returns

Player	no.	yds	avg	td	lg
<b>Total</b>	<b>0</b>	<b>0</b>	<b>0.0</b>	<b>0</b>	<b>0</b>
<b>Opponents</b>	<b>5</b>	<b>63</b>	<b>12.6</b>	<b>0</b>	<b>34</b>

### Interceptions

Player	no.	yds	avg	td	lg
Omari Bursey	1	0	0.0	0	0
<b>Total</b>	<b>1</b>	<b>0</b>	<b>0.0</b>	<b>0</b>	<b>0</b>
<b>Opponents</b>	<b>2</b>	<b>61</b>	<b>30.5</b>	<b>1</b>	<b>49</b>

### Kick Returns

Player	no.	yds	avg	td	lg
Ja'briel Mace	4	95	23.8	0	27
Isaiah Wright	3	52	17.3	0	24
<b>Total</b>	<b>7</b>	<b>147</b>	<b>21.0</b>	<b>0</b>	<b>27</b>
<b>Opponents</b>	<b>2</b>	<b>41</b>	<b>20.5</b>	<b>0</b>	<b>24</b>

### Fumbles Recovered

Player	no.	yds	avg	td	lg
<b>Total</b>	<b>0</b>	<b>0</b>	<b>0.0</b>	<b>0</b>	<b>0</b>
<b>Opponents</b>	<b>0</b>	<b>0</b>	<b>0.0</b>	<b>0</b>	<b>0</b>



**2025-26 Villanova Football**  
**Individual Statistics**  
**All games**

Page 2/2  
as of Sep 19, 2025

### Scoring

Player	td	fg	PAT						pts
			kick	rush	rcv	pass	dxp	saf	
Pat McQuaide	1	-	-	-	-	-	-	-	6
Jack Barnum	-	1-2	3-3	-	-	-	-	-	6
Isaiah Ragland	1	-	-	-	-	-	-	-	6
Brandon Binkowski	1	-	-	-	-	-	-	-	6
Lucas Kopecky	1	-	-	-	-	-	-	-	6
<b>Total</b>	<b>4</b>	<b>1-2</b>	<b>3-3</b>	<b>0</b>	<b>0</b>	<b>0</b>	<b>0</b>	<b>0</b>	<b>30</b>
<b>Opponents</b>	<b>8</b>	<b>4-5</b>	<b>7-7</b>	<b>0</b>	<b>1</b>	<b>1</b>	<b>0</b>	<b>0</b>	<b>69</b>

### Total Offense

Player	g	plays	rush	pass	total	avg/g
Pat McQuaide	2	48	34	326	360	180.0
David Avit	2	25	102	0	102	51.0
Tanner Maddocks	2	17	3	69	72	36.0
Isaiah Ragland	2	23	35	0	35	17.5
Ja'briel Mace	2	5	23	0	23	11.5
Isaiah Wright	2	5	6	0	6	3.0
Team	2	0	-3	0	-3	-1.5
<b>Total</b>	<b>2</b>	<b>126</b>	<b>200</b>	<b>395</b>	<b>595</b>	<b>297.5</b>
<b>Opponents</b>	<b>2</b>	<b>125</b>	<b>348</b>	<b>467</b>	<b>815</b>	<b>407.5</b>

### Field Goals

Player	fg	pct.	01-19	20-29	30-39	40-49	50-99	lg	blk
Jack Barnum	1-2	50.0	0-0	0-0	1-1	0-1	0-0	39	0
<b>Opponents</b>	<b>4-5</b>	<b>80.0</b>	<b>0-0</b>	<b>2-2</b>	<b>0-0</b>	<b>2-3</b>	<b>0-0</b>	<b>45</b>	<b>0</b>

### Punting

Player	no.	yds	avg	lg	tb	fc	i20	50+	blk
Luke Larsen	13	525	40.4	54	1	3	3	2	0
<b>Total</b>	<b>13</b>	<b>525</b>	<b>40.4</b>	<b>54</b>	<b>1</b>	<b>3</b>	<b>3</b>	<b>2</b>	<b>0</b>
<b>Opponents</b>	<b>8</b>	<b>344</b>	<b>43.0</b>	<b>48</b>	<b>1</b>	<b>2</b>	<b>3</b>	<b>0</b>	<b>0</b>

### FG Sequence

Team Name	Villanova	Opponents
Colgate	(39)	44,(23)
Penn St.	(),47	(45),(28),(42)

Numbers in (parentheses) indicate field goal was made

### Kickoffs

Player	no.	yds	avg	tb	ob	retn	net	ydln
Jack Barnum	6	367	61.2	1	1			
<b>Total</b>	<b>6</b>	<b>367</b>	<b>61.2</b>	<b>1</b>	<b>1</b>	<b>2</b>	<b>38.3</b>	<b>26</b>
<b>Opponents</b>	<b>14</b>	<b>876</b>	<b>62.6</b>	<b>5</b>	<b>0</b>	<b>7</b>	<b>39.7</b>	<b>25</b>

### All Purpose

Player	g	rush	rcv	pr	kr	ir	total	avg/g
Luke Colella	2	0	127	0	0	0	127	63.5
David Avit	2	102	20	0	0	0	122	61.0
Ja'briel Mace	2	23	3	0	95	0	121	60.5
Lucas Kopecky	2	0	105	0	0	0	105	52.5
Isaiah Wright	2	6	0	0	52	0	58	29.0
Isaiah Ragland	2	35	10	0	0	0	45	22.5
Braden Reed	2	0	41	0	0	0	41	20.5
Pat McQuaide	2	34	0	0	0	0	34	17.0
Chris Colby	2	0	33	0	0	0	33	16.5
Antonio Johnson	2	0	26	0	0	0	26	13.0
Brandon Binkowski	2	0	24	0	0	0	24	12.0
Ralee Stephens	1	0	6	0	0	0	6	6.0
Tanner Maddocks	2	3	0	0	0	0	3	1.5
Team	2	-3	0	0	0	0	-3	-1.5
<b>Total</b>	<b>2</b>	<b>200</b>	<b>395</b>	<b>0</b>	<b>147</b>	<b>0</b>	<b>742</b>	<b>371.0</b>
<b>Opponents</b>	<b>2</b>	<b>348</b>	<b>467</b>	<b>63</b>	<b>41</b>	<b>61</b>	<b>980</b>	<b>490.0</b>





2025-26 Villanova Football  
Overall Defense Statistics  
All games

Page 1/1  
as of Sep 19, 2025

Team Defense

			Tackles				Sacks	Pass defense			Fumbles		blkd	
##	Player	gp	ua	a	tot	tfl/yds	no-yds	int-yds	brup	qbh	fr-yds	ff	kick	saf
31	Shane Hartzell	2	7	8	15	.	.	.	.	.	.	.	.	.
5	Turner Inge	2	6	5	11	0.5-0	.	.	.	.	.	.	.	.
10	JR Strauss	2	3	7	10	0.5-1	0.5-1	.	1	.	.	.	.	.
22	Christian Sapp	2	8	2	10	.	.	.	2	.	.	.	.	.
92	Nigel McSween	2	3	6	9	1-2	.	.	.	.	.	.	.	.
91	Ayden Howard	2	1	6	7	.	.	.	.	.	.	.	.	.
27	Anthony Hawkins	2	6	1	7	.	.	.	3	.	.	.	.	.
4	Jordan Adderley	2	3	2	5	.	.	.	.	.	.	.	.	.
41	Garrett Rogan	2	3	2	5	.	.	.	1	.	.	.	.	.
2	Zahmir Dawud	2	3	2	5	.	.	.	2	.	.	.	.	.
98	Obinna Nwobodo	2	2	3	5	0.5-1	0.5-1	.	.	.	.	.	.	.
32	Omari Bursey	2	2	3	5	.	.	1-0	.	.	.	.	.	.
8	Kaleb Moody	2	2	2	4	.	.	.	1	.	.	.	.	.
0	Capri Martin	2	1	3	4	0.5-2	.	.	.	.	.	.	.	.
23	Jamie Tyson	2	2	1	3	.	.	.	2	.	.	.	.	.
11	Jason Hall	2	3	.	3	.	.	.	.	1	.	.	.	.
36	Damill Bostic	1	3	.	3	.	.	.	1	.	.	.	.	.
20	Isaiah Ragland	2	1	.	1	.	.	.	.	.	.	.	.	.
94	Ivan Murray	2	.	1	1	.	.	.	.	.	.	.	.	.
99	Ratu Delano Navoti	1	.	1	1	.	.	.	.	.	.	.	.	.
38	Newton Essiem	1	.	1	1	.	.	.	.	.	.	.	.	.
12	Colin Kennedy	1	.	1	1	.	.	.	.	.	.	.	.	.
96	Ugo Nwotite	2	.	1	1	.	.	.	.	2	.	.	.	.
16	Lucas Kopecky	2	1	.	1	.	.	.	.	.	.	.	.	.
7	Julian Talley	2	.	.	.	.	.	.	1	.	.	.	.	.
<b>Totals</b>		<b>2</b>	<b>60</b>	<b>58</b>	<b>118</b>	<b>3-6</b>	<b>1-2</b>	<b>1-0</b>	<b>14</b>	<b>3</b>	<b>0-0</b>	<b>0</b>	<b>0</b>	<b>0</b>
Opponents		2	71	56	127	18-59	3-14	2-61	3	5	0-0	2	0	0



2025-26 Villanova Football  
Team Game-by-Game  
All games

Page 1/1  
as of Sep 19, 2025

		Rushing				Receiving				Passing				Kick Returns				Punt Returns				tot			
Date	Opponent	no.	yds	td	lg	no.	yds	td	lg	cmp	att	int	yds	td	lg	no.	yds	td	lg	no.	yds	td	lg	off	
09/06/2025	Colgate	35	117	2	28	18	299	1	56	18-28-0				299	1	56	3	68	0	26	0	0	0	0	416
09/13/2025	at Penn St.	36	83	0	27	13	96	1	33	13-27-2				96	1	33	4	79	0	27	0	0	0	0	179
Villanova		71	200	2	28	31	395	2	56	31-55-2				395	2	56	7	147	0	27	0	0	0	0	595
Opponents		64	348	3	31	32	467	4	32	32-61-1				467	4	32	2	41	0	24	5	63	0	34	815

Villanova Averages

Games	Avg/ rush	Avg/ catch	Pass effic	KR avg	PR avg	All purpose avg/game	Total offense avg/game
2	2.8	12.7	121.4	21.0	0.0	371.0	297.5

Date	Opponent	Tackles				Sacks	Fumble	Pass Defense				blkd	PAT attempts			off		
		ua	a	total	tfl-yds	no-yds	ff	fr-yds	int-yds	qbh	brup	kick	kick	rush	rcv	saf	t/o	pts
09/06/2025	Colgate	21	40	61	3.0-6	1-2	0	0-0	0-0	3	8	0	3-3	0	0	0	0	24
09/13/2025	at Penn St.	39	18	57	0.0-0	0-0	0	0-0	1-0	0	6	0	0-0	0	0	0	0	6
Villanova		60	58	118	3.0-6	1-2	0	0-0	1-0	3	14	0	3-3	0	0	0	0	30
Opponents		71	56	127	18.0-59	3-14	2	0-0	2-61	5	3	0	7-7	0	1	0	7	69

Date	Opponent	Punting										Field Goals			Kickoffs				
		no.	yds	avg	long	blkd	tb	fc	50+	i20	md-att	long	blkd	no.	yds	avg	tb	ob	
09/06/2025	Colgate	5	198	39.6	50	0	1	0	1	2	1-1	39	0	5	307	61.4	1	1	
09/13/2025	at Penn St.	8	327	40.9	54	0	0	3	1	1	0-1	0	0	1	60	60.0	0	0	
Villanova		13	525	40.4	54	0	1	3	2	3	1-2	39	0	6	367	61.2	1	1	
Opponents		8	344	43.0	48	0	1	2	0	3	4-5	45	0	14	876	62.6	5	0	



2025-26 Villanova Football  
Opponents Game-by-Game  
All games

Page 1/1  
as of Sep 19, 2025

		Rushing				Receiving				Passing				Kick Returns				Punt Returns				tot			
Date	Opponent	no.	yds	td	lg	no.	yds	td	lg	cmp	att	int	yds	td	lg	no.	yds	td	lg	no.	yds	td	lg	off	
09/06/2025	Colgate	26	111	0	31	15	239	2	32		15	30	0	239	2	32	1	24	0	24	1	11	0	11	350
09/13/2025	at Penn St.	38	237	3	18	17	228	2	23		17	31	1	228	2	23	1	17	0	17	4	52	0	34	465
Opponents		64	348	3	31	32	467	4	32		32	61	1	467	4	32	2	41	0	24	5	63	0	34	815
Villanova		71	200	2	28	31	395	2	56		31	55	2	395	2	56	7	147	0	27	0	0	0	0	595

Opponents Averages

Games	Avg/ rush	Avg/ catch	Pass effic	KR avg	PR avg	All purpose avg/game	Total offense avg/game
2	5.4	14.6	135.1	20.5	12.6	490.0	407.5

Date	Opponent	Tackles				Sacks	Fumble	Pass Defense				blkd	PAT attempts			off		
		ua	a	total	tfl-yds	no-yds	ff	fr-yds	int-yds	qbh	brup	kick	kick	rush	rcv	saf	t/o	pts
09/06/2025	Colgate	28	42	70	7.0-25	0-0	1	0-0	0-0	2	1	0	2-2	0	0	0	0	17
09/13/2025	at Penn St.	43	14	57	11.0-34	3-14	1	0-0	2-61	3	2	0	5-5	0	1	0	7	52
Opponents		71	56	127	18.0-59	3-14	2	0-0	2-61	5	3	0	7-7	0	1	0	7	69
Villanova		60	58	118	3.0-6	1-2	0	0-0	1-0	3	14	0	3-3	0	0	0	0	30

Date	Opponent	Punting										Field Goals			Kickoffs				
		no.	yds	avg	long	blkd	tb	fc	50+	i20	md-att	long	blkd	no.	yds	avg	tb	ob	
09/06/2025	Colgate	6	261	43.5	48	0	1	1	0	1	1-2	23	0	4	240	60.0	1	0	
09/13/2025	at Penn St.	2	83	41.5	47	0	0	1	0	2	3-3	45	0	10	636	63.6	4	0	
Opponents		8	344	43.0	48	0	1	2	0	3	4-5	45	0	14	876	62.6	5	0	
Villanova		13	525	40.4	54	0	1	3	2	3	1-2	39	0	6	367	61.2	1	1	



2025-26 Villanova Football  
Team Game-by-Game Comparison  
All games

Page 1/1  
as of Sep 19, 2025

Opponent	Score	First Downs				Rushing Number-Yards	Passing		Total Offense Plays-Yards	Return Yards	Turn- Overs
		Total	Rush	Pass	Pen		Comp-Att.-Int	Yards			
Colgate	24-17	18 / 17	7 / 6	11 / 10	0 / 1	35-117 / 26-111	18-28-0 / 15-30-0	299 / 239	63-416 / 56-350	68 / 35	0 / 0
Penn St.	6-52	11 / 28	7 / 16	3 / 12	1 / 0	36-83 / 38-237	13-27-2 / 17-31-1	96 / 228	63-179 / 69-465	79 / 130	2 / 1
<b>Totals</b>	<b>30-69</b>	<b>29 / 45</b>	<b>14 / 22</b>	<b>14 / 22</b>	<b>1 / 1</b>	<b>71-200 / 64-348</b>	<b>31-55-2 / 32-61-1</b>	<b>395 / 467</b>	<b>126-595 / 125-815</b>	<b>147 / 165</b>	<b>2 / 1</b>

Opponents	3rd Down Conversion	4th Down Conversion	Time of Possession	TOP Margin	Avg Yds/Rush	Avg Yds/Pass	Avg Yds/Play	Punting Number-Avg	Penalties Number-Yards	Sacks
Colgate	6-13 / 5-13	1-1 / 0-0	33:04 / 26:56	06:08	3.3 / 4.3	10.7 / 8.0	6.6 / 6.3	5-39.6 / 6-43.5	2-15.0 / 3-20.0	1 / 0
Penn St.	6-17 / 5-11	2-2 / 1-1	31:09 / 28:51	02:18	2.3 / 6.2	3.6 / 7.4	2.8 / 6.7	8-40.9 / 2-41.5	4-29.0 / 5-25.0	0 / 3
<b>Totals</b>	<b>12-30 / 10-24</b>	<b>3-3 / 1-1</b>	<b>64:13 / 55:47</b>	<b>08:26</b>	<b>2.8 / 5.4</b>	<b>7.2 / 7.7</b>	<b>4.7 / 6.5</b>	<b>13-40.4 / 8-43.0</b>	<b>6-44.0 / 8-45.0</b>	<b>1 / 3</b>

Note: Game totals are displayed in the format TEAM/OPPONENT for each category