

VILLANOVA FOOTBALL GAME NOTES

GAMEDAY

Date	September 13, 2025
Time	3:30 PM
Venue	West Shore Home Field at Beaver Stadium
Capacity	106,572

LIVE COVERAGE

TV

FS1

Steve Jones (Play By Play)

Jack Ham (Analyst)

Brian Tripp (Sideline)

RADIO

Villanova Sports Radio Network

AM 1480, FM 102.5, FM 104.1 (Trenton)

Ryan Fannon (Play By Play)

Steve Pinone (Analyst)

ALL-TIME SERIES

PENN STATE LEADS 6-3-1

First Meeting	1902
First Villanova Win	1936 (13-0)
First Penn State Win	1902 (32-0)

Last Meeting	2021
Last Villanova Win	1951 (20-14)
Last Penn State Win	2021 (38-17)

Mark Ferrante vs. Penn State	0-1
James Franklin vs. Villanova	1-0

at Villanova	0-0
at Penn State	2-6-1
Neutral (Allentown, Pa.)	1-0

Current Streak	L1 (2021)
Longest Streak	L3 (1911-12-35) / W3 (1936-49-51)

THE MATCHUP



VILLANOVA

Nickname	Wildcats
Conference	CAA Football
Record	1-0
Stats Perform FCS Poll	#11
AFCA FCS Coaches Poll	#11
Head Coach	Mark Ferrante
Career Record	57-33
Villanova Record	57-33
Location	Villanova, Pa.
Founded	1842
Enrollment	6,584
Colors	Blue and White



PENN STATE

Nickname	Nittany Lions
Conference	Big Ten
Record	0-1
Associated Press Top 25	No. 2
US LBM Coaches Poll	No. 2
Head Coach	James Franklin
Career Record	127-57
Penn State Record	103-42
Location	University Park, Pa.
Founded	1855
Enrollment	48,535
Colors	Blue and White

VILLANOVA SCHEDULE

Date	Opponent	Location	Time/Result	Att.
9.6	Colgate	Villanova, Pa.	W, 24-17	4,151
9.13	@ Penn State	University Park, Pa.	3:30 PM	FS1
9.20	@ Monmouth (CAA)	West Long Branch, N.J.	1:00 PM	FloCollege
9.27	William & Mary (CAA)	Villanova, Pa.	3:30 PM	FloCollege
10.4	@ New Hampshire (CAA)	Durham, N.H.	1:00 PM	FloCollege
10.11	@ Elon (CAA)	Elon, N.C.	2:00 PM	FloCollege
10.18	Hampton (CAA)	Villanova, Pa.	1:00 PM	FloCollege
10.25	UAlbany (CAA)	Villanova, Pa.	3:30 PM	FloCollege
11.8	@ Towson (CAA)	Towson, Md.	1:00 PM	FloCollege
11.15	Stony Brook (CAA)	Villanova, Pa.	1:00 PM	FloCollege
11.22	Sacred Heart	Villanova, Pa.	1:00 PM	FloCollege

TONIGHT'S GAME

■ Villanova makes a trip to University Park this Saturday to take on Penn State for only the second time in the last 74 years. The programs renewed acquaintances in 2021 for the first time in the Wildcats era as an FCS team.

■ Villanova opened the season with a 24-17 home win over Colgate last week. It was the ninth straight season-opening victory and 17th straight home win for the Wildcats. Both streaks are the second longest active streaks in the FCS.

■ Saturday's game will be the 28th time that the Wildcats play an FBS opponent since the relaunch of Villanova Football as an FCS team in 1985. Since taking on Penn State in 2021, the Wildcats recent games against FBS foes have been at Army West Point (2022); UCF (2023); and Maryland (2024).

■ Villanova is 4-23 against FBS teams since 1985. The wins have come against Rutgers (2002) and Temple (2003, 2009, 2018). Last year, the Wildcats fell to Maryland, 38-20.

■ Penn State is ranked No. 2 in the FBS polls this week and will be the second-highest ranked opponent in the *Associated Press* Top 25 that Villanova has ever faced. The Wildcats played Army when the Black Knights were ranked No. 1 in consecutive years in 1944 and 1945.

■ Villanova newcomer **Pat McQuaide** set a school record for most passing yards in his first Wildcats start last week. He threw for 299 yards (18-28) and a touchdown against Colgate.

VILLANOVA FOOTBALL GAME NOTES

QUICK FACTS

Villanova University	
Location	Villanova, Pa.
Founded	1842
Enrollment	6,584
President	Rev. Peter M. Donohue, O.S.A.
Athletic Director	Eric Roedl
Colors	Blue and White
Nickname	Wildcats

Athletics History

Team National Championships	21
Individual National Champions	120
Team Conference Championships	129

Villanova Football

Affiliation	FCS
Conference	CAA Football
First Year	1894
All-Time Record	670-506-41 (.567)
Bowl Games	5
FCS Playoff Appearances	16
Last Playoff Appearance	2024
National Championships	1

Head Coach

Head Coach	Mark Ferrante
Years at Villanova	35
Years as Head Coach	Sixth Season
Career Record	58-33 (.637)

Stadium

Stadium	Villanova Stadium
Capacity	12,000
Surface	Astroplay (artificial grass)
Press Box Phone	610-519-5290
All-Time Record	272-112-5 (.706)

Award Winners

Walter Payton Awards	3
Jerry Rice Awards	1
First Team All-Americans	31
Major Conference Awards	22
All-Conference Honorees	351
Academic All-Americans	14
CAA Football Scholar-Athletes of the Year	4
Academic All-Conference Honorees	837

2025 Team Information

Offensive Formation	Multiple
Defensive Formation	Multiple
Letterwinners Returning	70
Letterwinners Lost	23
Offensive Starters Returning/Lost	8/3
Defensive Starters Returning/Lost	5/6
Specialists Returning/Lost	3/2
2024 Overall Record	10-4
2024 Conference Record	6-2

VILLANOVA NOTEBOOK

TODAY'S GAME

- Villanova travels to University Park this week for only the second time in the last 74 years when it faces Penn State on Saturday for a 3:30 p.m. kickoff. The annual game for the Wildcats against an FBS opponent will be televised on FS1 with **Steve Jones**, **Jack Ham** and **Brian Tripp** on the call. The radio broadcast with **Ryan Fannon** and **Steve Pinone** can be heard on Fox Sports Radio Philly which is accessible on mobile devices via the iHeart radio app.

ABOUT VILLANOVA

- Villnova tallied a 24-17 home victory over Colgate last week in its 2025 lid lifter. It marked the ninth straight season-opening win for the Wildcats and the 17th consecutive win at Villanova Stadium. Villanova was picked to finish third in CAA Football this year and is currently ranked No. 11 in both major FCS national polls. It is the final season as a member of CAA Football for the Wildcats, who announced earlier this year they had accepted an invitation to join the Patriot League as an associate member in football starting in 2026.

ABOUT PENN STATE

- Penn State has opened the season with victories over Nevada (46-11) and FIU (34-0). Coming off a 13-3 season last year and a semifinal appearance in the College Football Playoff, the Nittany Lions are ranked No. 2 in the country to start the 2025 campaign. Starting quarterback Drew Allar has thrown for 417 yards (41-of-59) and three scores in the first two games of the season. The Penn State defense has allowed just one touchdown and forced five turnovers in that span. Saturday's game marks the Nittany Lions third of four straight home games to begin the season.

SERIES STUFF

- The first ever gridiron machup between Villanova and Penn State dates all the way back to 1902. Beginning with that initial meeting, the teams would eventually face each other nine times over a 50-year span from 1902-51, including three consecutive matchups from 1910-12 and back-to-back meetings in 1935 and 1936. After a gap of 70 years having faced each other, the teams renewed acquaintances in 2021 when the Nittany Lions posted a 38-17 win over the Wildcats. There have been 10 matchups in all in the series and Penn State holds a 6-3-1 edge in those games. The only game in the series which was not played in University Park was in 1951 when Villanova won a neutral-site matchup, 20-14, in Allentown, Pa.

FBS FODDER

- This week will mark the 28th time in its FCS history (since 1985) that Villanova steps up to face an FBS opponent, including the fifth straight season and 20th time in the last 22 years. The Wildcats are 4-23 against FBS competition as an FCS program. Many of the games have been close despite the overall record, with 10 previous matchups decided by a single touchdown and Villanova tallying three wins in those close games. Notable narrow defeats versus FBS competition came in 2014 at Syracuse (28-27, 2ot); in 2015 at Connecticut (20-15); and in 2017 at Temple (16-13).
- Villanova's four wins versus FBS foes came against Rutgers in 2002 (37-19) and versus Temple in 2003 (23-20, ot); in 2009 (27-24); and in 2018 (19-17). The 2003 game was the first regular season football game to be played at Lincoln Financial Field in Philadelphia.

VILLANOVA FOOTBALL GAME NOTES

VILLANOVA NOTEBOOK

BIG TEN HISTORY

- This week will be the third time in the last five years that Villanova faces a Big Ten team. In addition to taking on Penn State in 2021, the Wildcats visited Maryland last year and were defeated by a 38-20 score. After falling behind by a 24-0 margin in the first half, Villanova outscored the Terrapins, 20-14, over the final two quarters. The only Big Ten teams the Wildcats have faced aside from Penn State and Maryland are Rutgers (15 times) and Indiana (twice). Villanova is 12-26-1 all-time against Big Ten opponents.

ASSOCIATED PRESS TOP 25 HISTORY

- Saturday's game against Penn State will be the 20th time in school history that Villanova faces an opponent ranked in the current week's *Associated Press* poll. The AP poll dates back to 1936 and has been the most commonly referred to I-A/FBS national ranking since the current divisional alignment began in 1978. Villanova is 1-18 against teams ranked in the AP Top 25, with the lone win coming against No. 18 Detroit Mercy in 1937. At No. 2 this week, Penn State will be the highest ranked opponent the Wildcats face since games against Army West Point when the Black Knights were ranked No. 1 in the country in 1944 and 1945.

VILLANOVA VERSUS ASSOCIATED PRESS TOP 25 COMPETITION

Date	Opponent	Result	Final Score
Nov. 14, 1936	(19) Temple	Loss	0-6
Oct. 30, 1937	(18) Detroit Mercy	Win	7-0
Nov. 1, 1941	(16) Duquesne	Loss	0-7
Nov. 4, 1944	(1) Army West Point	Loss	0-83
Oct. 13, 1945	(12) Holy Cross	Loss	7-26
Nov. 3, 1945	(1) Army West Point	Loss	0-54
Oct. 21, 1950	(4) Kentucky	Loss	7-34
Sept. 26, 1953	(11) Texas	Loss	12-41
Oct. 24, 1953	(16) Kentucky	Loss	0-19
Oct. 2, 1954	(8) Ole Miss	Loss	0-52
Sept. 24, 1955	(18) Baylor	Loss	2-19
Sept. 22, 1956	(9) Texas A&M	Loss	0-19
Sept. 21, 1957	(7) Baylor	Loss	0-7
Nov. 15, 1958	(3) Army	Loss	0-26
Nov. 9, 1974	(14) Maryland	Loss	0-41
Sept. 6, 1975	(17) Maryland	Loss	0-41
Oct. 2, 1976	(7) Maryland	Loss	9-20
Aug. 30, 2008	(8) West Virginia	Loss	21-48
Sept. 25, 2021	(6) Penn State	Loss	17-38
Sept. 13, 2025	(2) Penn State		

DID YOU KNOW

- As the Wildcats get set to take on No. 2 Penn State this weekend, it is worth remembering that, prior to the current divisional alignment of college football, Villanova itself made appearances in the *Associated Press* poll during the 1937, 1938, 1941, 1949, 1951 and 1952 seasons. The peak position in the national rankings was at No. 6 in the final poll of the 1937 season. Villanova went 8-0-1 in 1937 and outscored its opponents by a 185-7 margin for the year.

TALE OF THE TAPE

VU	CATEGORY	PSU
24.0	Scoring Offense	40.0
17.0	Scoring Defense	5.5
18	First Downs	45
17	First Downs Allowed	27
117.0	Rushing Yards/Game	172.0
111.0	Rushing Defense/Game	109.5
299.0	Passing Yards/Game	251.5
239.0	Passing Defense/Game	137.0
416.0	Total Offense/Game	423.5
350.0	Total Defense/Game	246.5
22.7	Kick Return Average	35.3
—	Punt Return Average	5.2
0-0-0	Interception Returns	2-17-0
2-15	Penalties-Yards	6-55
33:04	Time of Possession	29:41
46%	3rd Down Offense	36%
39%	3rd Down Defense	34%
100%	4th Down Offense	57%
—	4th Down Defense	57%
100%	Red Zone Offense	100% (11-11)
100%	Red Zone Defense	50% (2-4)
0-0	Fumbles-Lost	1-0
Even	Turnover Margin	+5
1-1	Field Goals	86% (6-7)
3-3	PATs	100% (8-8)
1-2	Team Sacks	6-31
0-0	Sacks Allowed	3-13

VILLANOVA LEADERS

PASSING

Pat McQuaide 299 (18-28-0, 1 TD)

RUSHING

David Avit 15-49 (0 TD)

Pat McQuaide 3-41 (1 TD)

Isaiah Ragland 13-26 (1 TD)

RECEIVING

Luke Colella 5-124 (0 TD)

Lucas Kopecky 5-98 (1 TD)

TACKLES

JR Strauss 8 (2-6, 0.5 TFL)

Turner Inge 6 (3-3, 0.5 TFL)

Shane Hartzell 6 (2-4, 0.0 TFL)

PENN STATE LEADERS

PASSING

Drew Allar 417 (41-59-0, 3 TD)

Ethan Grunkemeyer 86 (7-9-0, 0 TD)

RUSHING

Kaytron Allen 24-187 (2 TD)

Nicholas Singleton 21-95 (3 TD)

RECEIVING

Kyron Hudson 11-126 (1 TD)

Trebor Pena 9-106 (1 TD)

TACKLES

Amare Campbell 15 (9-6, 0.0 TFL)

Tony Rojas 13 (8-5, 2.5 TFL)

VILLANOVA FOOTBALL GAME NOTES

NATIONAL RANKINGS

STATS PERFORM FCS TOP 25			SEPT. 8
Rk	Team (1st)	Rec.	Pts.
1	North Dakota State (49)	2-0	1,393
2	South Dakota State (2)	2-0	1,351
3	Tarleton State	3-0	1,260
4	Montana State	0-2	1,202
5	Montana	1-0	1,123
6	Rhode Island	2-0	1,050
7	Illinois State	1-1	1,049
8	Idaho	1-1	937
9	UC Davis	1-1	885
10	Lehigh	2-0	836
11	Villanova	1-0	743
12	South Dakota	0-2	649
13	Abilene Christian	1-1	648
14	UIW	1-1	568
15	Tennessee Tech	2-0	560
16	North Dakota	1-1	535
17	Southern Illinois	1-1	510
18	Northern Arizona	1-1	409
19	Jackson State	1-1	381
20	Monmouth	2-0	373
21	Sacramento State	0-2	253
22	Austin Peay	1-1	233
23	New Hampshire	2-0	132
24	Lamar	1-1	121
25	West Georgia	2-0	110

Receiving Votes: Mercer 101, Presbyterian 100, Harvard 86, Southeast Missouri State 86, East Tennessee State 73, Richmond 64, UT Martin 59, Youngstown State 59, Nicholls 52, Eastern Kentucky 31, Southern Utah 29, Gardner-Webb 27, Stephen F. Austin 27, South Carolina State 14, **Stony Brook** 13, Tennessee State 13, **Towson** 9, Western Carolina 5, **Bryant** 5, LIU 5

AFCA FCS COACHES POLL			SEPT. 8
Rk	Team (1st)	Rec.	Pts.
1	North Dakota State (24)	2-0	648
2	South Dakota State (2)	2-0	623
3	Tarleton State	3-0	594
4	Illinois State	1-1	516
5	Rhode Island	2-0	509
6	Montana State	0-2	494
7	Montana	1-0	481
8	UIW	1-1	422
9	UC Davis	1-1	421
10	Idaho	1-1	389
11	Villanova	1-0	374
12	Lehigh	2-0	354
13	Abilene Christian	1-1	297
14	Southern Illinois	1-1	266
15	Jackson State	1-1	236
16	Tennessee Tech	2-0	233
17	North Dakota	1-1	230
18	Monmouth	2-0	227
19	Northern Arizona	1-1	184
20	South Dakota	0-2	172
21	Sacramento State	0-2	129
22	Mercer	0-1	82
23	Austin Peay	1-1	73
24	New Hampshire	2-0	72
25	Youngstown State	2-0	56

Receiving Votes: East Tennessee State 43, Lamar 38, Presbyterian 35, Richmond 28, West Georgia 28, Stephen F. Austin 22, **Bryant** 19, Harvard 18, Southeastern Louisiana 17, Furman 14, Indiana State 14, South Carolina State 12, Nicholls 10, North Alabama 9, Missouri State 9, Central Arkansas 7, Dartmouth 7, Eastern Kentucky 7, Western Carolina 7, Lafayette 5, St. Thomas (Minn.) 5, Gardner-Webb 4, **William & Mary** 4, Northern Iowa 3, Georgetown 2, LIU 1

VILLANOVA NOTEBOOK

POLLING PLACES

- Villanova is ranked No. 11 in both of this week's FCS national polls, moving up two spots in the Stats Perform FCS Top 25 and one spot in the AFCA FCS Coaches Poll. This is the 33rd time in the last 38 years that the Wildcats have been nationally ranked at some point during the season.
- Villanova ranks fourth among all teams in FCS history (since 1978) for the number of weeks appearing in the national media poll. In their 327 weeks being nationally ranked, the Wildcats have been in the top 10 for a total of 153 weeks (11th most all-time) and have been ranked in the top five for 66 weeks. Villanova has achieved a Top 5 ranking at least once in 16 seasons since 1991.

MOST FREQUENTLY RANKED TEAMS IN FCS HISTORY (SINCE 1978)

Team	Years	Weeks	Highest	No. 1	Top 5	Top 10
Montana	40	443	No. 1	34	199	311
Northern Iowa	41	413	No. 1	11	108	204
Delaware (x)	39	361	No. 1	5	75	189
Villanova	33	327	No. 1	10	66	153
Eastern Kentucky	39	313	No. 1	34	86	167
New Hampshire	40	314	No. 1	13	50	135
James Madison (x)	32	306	No. 1	34	101	181
Furman	36	304	No. 1	5	95	178
Appalachian State (x)	29	303	No. 1	25	130	212
Georgia Southern (x)	29	298	No. 1	46	128	196

(x) no longer plays at the FCS level

FAMILIAR FACE

- There will be a familiar face on the Penn State staff this week as Nittany Lions special teams analyst **Matt Colangelo** spent seven total seasons on the Villanova staff, including each of the last six years prior to being hired at Penn State this year. Colangelo originally came to the Wildcats in 2017 as an outside linebackers coach, then departed for a year to work at Holy Cross before returning to Villanova in 2019. Over his last three seasons with the Wildcats, Colangelo was the special teams coordinator and worked with the Villanova safeties.

BETTER CALL GAUL

- Villanova freshman linebacker **Michael Gaul** is a native of State College, Pa. and was a four-year letterwinner at State College Area High School during his scholastic career. Gaul came to the Wildcats after being a two-time All-State honoree and a three-time All-Mid Penn selection. He set a school record with 362 career tackles.

ROAD STRETCH

- This week's trip to Penn State is the start of a stretch that will see the Wildcats play three of their next four games on the road. Next up for Villanova is a game at Monmouth on September 20, followed by a home game versus William & Mary on September 27 and another road trip to take on New Hampshire in Durham, N.H. on October 4. The script will flip later this year when the Wildcats play three of the final four regular season games at home.

VILLANOVA FOOTBALL GAME NOTES

VILLANOVA NOTEBOOK

STREAKING ALONG

- Villanova won its season opener for the ninth straight year when it defeated Colgate last week. The streak started in 2017 and coincides with the start of the **Mark Ferrante** head coaching era. Nine straight wins for the Wildcats in season lid lifters is the second-longest active streak in the FCS, trailing 11 straight wins by Montana. Villanova has won its last nine season openers by an average of 15.8 points.
- Last week’s win over Colgate was also the 17th straight win at Villanova Stadium for the Wildcats, extending a program record which was set with win No. 16 in a row in the final home game of the 2024 season. Like the streak of season opening wins, the home winning streak is the second-longest active streak among FCS teams behind 30 in a row by South Dakota State. Villanova’s home winning streak began midway through the 2022 season.

EIGHT STRAIGHT WINS IN SEASON OPENERS SINCE 2017

Year	Opponent	Location	Final Score
2017	Lehigh	Away	38-35
2018	Temple	Away	19-17
2019	Colgate	Away	34-14
2020 (Spring 2021)	Stony Brook	Away	16-13
2021	Lehigh	Away	47-3
2022	Lehigh	Home	45-17
2023	Lehigh	Away	38-10
2024	Youngstown State	Home	24-17
2025	Colgate	Home	24-17

FANTASTIC FIVE

- Villanova has compiled a record of 37-15 (.712) over the last five seasons (2021-25) while making three playoff appearances and winning 10+ games three times. The overall record puts the Wildcats 12th among all FCS teams in terms of winning percentage since the start of the 2021 season. Villanova came into the 2025 season as one of six FCS teams to have won 10 games or more in at least three of the last four seasons.

CAA FOOTBALL ALL-TIME LEAGUE RECORDS

Team	Record	Pct.	Titles (Shared-Outright)	Last Title
Villanova	178-116	.605	8 (7-1)	2023
New Hampshire	265-212-10	.554	14 (5-9)	2022
William & Mary	136-117	.538	5 (4-1)	2022
Elon	40-43	.482	0 (0-0)	—
Maine	224-261-7	.462	13 (8-5)	2018
Towson	67-92	.421	2 (1-1)	2012
Stony Brook	39-54	.419	0 (0-0)	—
Monmouth	10-14	.417	0 (0-0)	—
Rhode Island	165-325-7	.339	8 (6-2)	2024
UAlbany	31-61	.337	1 (1-0)	2023
Campbell	5-12	.294	0 (0-0)	—
Hampton	6-18	.250	0 (0-0)	—
Bryant	0-8	.000	0 (0-0)	—
North Carolina A&T	0-16	.000	0 (0-0)	—

Former members of the conference are not listed here.

CAA FOOTBALL

Standings (Top 25)	CAA	Overall
Rhode Island (6/5)	2-0	2-0
William & Mary (/rv)	1-0	1-1
Monmouth (20/18)	0-0	2-0
Towson (rv/)	0-0	2-0
New Hampshire (23/24)	0-0	2-0
Villanova (11/11)	0-0	1-0
Bryant (rv/rv)	0-0	1-1
Elon	0-0	1-1
Hampton	0-0	1-1
North Carolina A&T	0-0	0-2
UAlbany	0-0	0-2
Campbell	0-1	0-2
Maine	0-1	0-2
Stony Brook (rv/)	0-1	0-2
TOTAL		13-14

WEEK 3 SCHEDULE

Saturday, September 13

Villanova at Penn State	3:30 PM
Towson at Maryland	12:00 PM
William & Mary at Virginia	12:00 PM
Rhode Island at Holy Cross	2:00 PM
New Hampshire at Ball State	2:00 PM
Elon at Western Carolina	2:30 PM
Furman at Campbell	3:30 PM
Fordham at Stony Brook	3:30 PM
Stonehill at Maine	6:00 PM
Monmouth at Charlotte	6:00 PM
Bentley at Bryant	6:00 PM
Hampton at North Carolina A&T (*)	7:00 PM
New Haven at UAlbany	7:00 PM

WEEK 2 SCOREBOARD

Saturday, September 6

Villanova 24, Colgate 17
Monmouth 49, Fordham 28
William & Mary 28, Maine 27 (*)
New Hampshire 19, Holy Cross 16
Elon 55, Davidson 7
Hampton 27, Elizaeth City State 20
Delaware State 37, UAlbany 32
Towson 27, Morgan State 22
Rhode Island 31, Stony Brook 17 (*)
Bryant 27, Massachusetts 26
East Carolina 56, Campbell 3
UCF 68, North Carolina A&T 7

VILLANOVA FOOTBALL GAME NOTES

HONORS AND AWARDS

2025 SEASON ACCOLADES

DAVID AVIT

- Walter Payton Award Watch List
- CAA Preseason All-Conference Team

ZAHMIR DAWUD

- CAA Preseason Honorable Mention

SHANE HARTZELL

- Buck Buchanan Award Watch List
- Stats Perform Preseason All-America (Second Team)
- CAA Preseason All-Conference Team

OBINNA NWOBODO

- CAA Preseason All-Conference Team

JAKE PICARD

- Stats Perform Preseason All-America (First Team)
- CAA Preseason All-Conference Team

STEPHANE VOLTAIRE

- CAA Preseason Honorable Mention

CAREER COACHING HONORS

HEAD COACH MARK FERRANTE

- Eddie Robinson Award Finalist 2023
- AFCA FCS Region 1 Coach of the Year 2021
- CAA Football Coach of the Year 2021
- AFCA FCS Assistant Coach of the Year 2015

VILLANOVA NOTEBOOK

DECADE OF DOMINANCE

- Villanova is the only current CAA Football member to have won at least 70 games over the past decade (2015-25). In this stretch the Wildcats have an overall record of 73-42 (.635) and have gone 47-29 (.618) in regular season conference games while making the playoffs five times.

CURRENT CAA FOOTBALL TEAMS AT A GLANCE (2015-25)

Team	Overall	Pct.	CAA	Pct.	Playoffs
Villanova	73-42	.635	47-29	.618	5
North Carolina A&T	64-43	.598	0-16	.000	0
Monmouth	64-46	.582	10-14	.417	3
New Hampshire	62-50	.554	43-30	.589	5
William & Mary	57-52	.523	35-39	.473	2
Towson	54-50	.519	36-36	.500	1

RECORD-SETTING DEBUT

- No Villanova quarterback has ever thrown for 300 yards in his first start for the team. However, the last two signal callers to debut for the Wildcats have thrown for 298 and 299 yards, respectively. Graduate student **Pat McQuaide**, a transfer from Nicholls, made his first start for VU against Colgate last week and threw for 299 yards and a score. He surpassed the previous school record for most passing yards in the first start for the team which was held for the past three years by **Connor Watkins**, the starter from 2022-24 who threw for 298 yards in his first career start against Lehigh to open the 2022 season. McQuaide is also just the third left-handed quarterback to start for Villanova in their FCS era. The others are *Christian Culicerto* (2011) and *Zach Bednarczyk* (2015-18).

VILLANOVA PRIMARY STARTING QUARTERBACKS (SINCE 2012)

Name	Record	First Start	First Start Stats
John Robertson	27-12	8.31.12 (Temple)	135 pass; 78 rush, 1 TD
Zach Bednarczyk	20-14	9.24.15 (Penn)	185 pass, 1 TD; 23 rush
Daniel Smith	21-9	8.14.19 (Colgate)	205 pass, 3 TD; 37 rush, 1 TD
Connor Watkins	26-12	9.22.22 (Lehigh)	298 pass, 3 TD; 23 rush, 1 TD
Pat McQuaide	1-0	9.6.25 (Colgate)	299 pass, 1 TD; 41 rush, 1 TD

VILLANOVA VERSUS FCS RANKED OPPONENTS

Villanova...	All-Time (since 1985)	Mark Ferrante Era	2025 Season
vs. Top 25	73-82 (.471)	15-12	0-0
vs. No. 1 Team	3-7 (.300)	0-2	0-0
vs. 1-5	18-14 (.563)	2-3	0-0
vs. 1-10	28-36 (.438)	3-8	0-0
vs. 11-15	14-16 (.467)	2-1	0-0
vs. 16-20	15-15 (.500)	5-1	0-0
vs. 21-25	16-15 (.516)	5-2	0-0
VU Ranked	59-52 (.532)	12-10	0-0
VU Unranked	14-30 (.318)	3-2	0-0
Home	47-30 (.610)	9-4	0-0
Away	26-52 (.333)	6-8	0-0
Conference	53-71 (.427)	9-9	0-0
Non-Conference	20-11 (.645)	6-3	0-0

VILLANOVA FOOTBALL GAME NOTES

VILLANOVA NOTEBOOK

MORE ON MCQUAIDE

- In addition to setting a record for most passing yards by a quarterback in his first VU start, **Pat McQuaide** became the third straight Villanova starter to win his debut while throwing for over 200 yards and recording at least one passing and rushing touchdown. He tallied his 400th career completion as a collegiate quarterback last week and needs 287 more passing yards to reach 5,000 for his career, including his time at Nicholls the past two seasons and this season with the Wildcats.

CENTURY MARK DEBUT

- Fifth year collegian **Luke Colella** is another player who made his Villanova debut last week. The transfer from Princeton had a monst game with five catches for a carer-high 124 yards in the 24-17 win over Colgate. Colella caught a 51-yard pass in the first quarter which set up the Wildcats first points of the season moments later and added a 44-yard catch in the third period on a drive which ultimately ended in a field goal. He passed the 1,200 and 1,300 yard milestones for career receiving yards during the game and now has career totals of 98 catches for 1,312 yards and 11 touchdowns.

SECOND HALF DEFENSE

- One of the keys to the win over Colgate last week was the play of the Villanova defense particularly in the second half. After the Raiders were 4-of-8 on third down and totaled 10 first downs in the first half, the Wildcats defense allowed just 1-of-5 efficiency and seven total first downs in the second half. That effort helped Villanova hold possession of the ball for more than 18 minutes in the second half — including 10:58 in the fourth quarter alone when both teams were scoreless and the Wildcats protected a one-possession lead. The second half defensive effort was a continuation of a trend from last season. Villanova outscored the opposition, 187-106, in the second half of games in 2024 and had a +51 scoring margin in the fourth quarter.

VILLANOVA FOOTBALL HISTORY

- Villanova has compiled a 288-170-1 (.629) record in 40 seasons as an FCS member. The program's success includes 16 appearances in the FCS playoffs and appearing in the final national rankings of the season 19 times in the last 36 years.

OVERTIME HISTORY (SINCE 1985)

Year	Opponent	Result	Score
1988	at Boston University	Win	31-24
1989	Connecticut	Win	41-35
1994	Delaware	Loss	31-38
1995	James Madison	Loss	27-28
1998	Delaware	Win	34-31
1999	at Connecticut	Win	48-45
1999	Delaware	Win	51-45
2000	William & Mary	Loss	41-48
2001	James Madison	Win	45-44
2003	at Temple	Win	23-20
2007	Maine	Win	24-17
2007	at Massachusetts	Loss	24-32
2008	at Penn	Win	20-14
2010	at Delaware	Win	28-21
2014	at Syracuse	Loss	26-27
2017	at Albany	Loss	10-19
2019	at Towson	Win	52-45
2020	Rhode Island	Loss	37-40

VILLANOVA UNIVERSITY

ABOUT THE SCHOOL

Since 1842, Villanova University's Augustinian Catholic intellectual tradition has been the cornerstone of an academic community in which students learn to think critically, act compassionately and succeed while serving others. There are more than 10,000 undergraduate, graduate and law students in the University's six colleges — the College of Liberal Arts and Sciences, the Villanova School of Business, the College of Engineering, the M. Louise Fitzpatrick College of Nursing, the College of Professional Studies and the Villanova University Charles Widger School of Law. Ranked among the nation's top universities, Villanova supports its students' intellectual growth and prepares them to become ethical leaders who create positive change everywhere life takes them.

VILLANOVA ATHLETICS

Villanova University has a long and storied athletics history defined by excellence both in competition and in the classroom. The Villanova Athletics Department is a community of student-athletes, coaches and staff whose primary focus is to achieve academic excellence, while striving to produce teams and individuals committed to athletic competition and outstanding performance. Villanova Athletics sponsors 24 varsity sports, which together include more than 550 student-athletes. In the classroom, these Villanova student-athletes have registered a grade-point average higher than a 3.0 for 44 consecutive semesters. Three Villanova student-athletes have been named Rhodes Scholars, with numerous others earning Academic All-America distinction. Villanova's athletics history includes 21 NCAA team national championships, as well as more than 100 conference championships. In addition, at least one Villanova has participated in every Summer Olympics since 1948. Villanova is a member of the BIG EAST Conference, CAA Football, Coastal Athletic Association (Rowing) and Metro Atlantic Athletic Conference (Water Polo).

ACADEMICS

The GPA for more than 550 student-athletes in the Spring 2025 semester was 3.495, making it 15 straight semesters that student-athletes have had a GPA of 3.3 or higher. Success in the classroom has been across-the-board for Villanova Athletics, with 87 percent of all student-athletes compiling a GPA of 3.0 or higher and 73 student-athletes from 18 sports maintaining a perfect 4.0 GPA.

The most recent NCAA data to be released was the Academic Progress Rate (APR) update in May 2025 in which Villanova Athletics had 14 earn public recognition for having a multiyear APR score which ranks in the top 10 percent of their sport nationwide. That included 13 teams who had a perfect score of 1000, making it eight straight years that the Wildcats have had 10 or more teams achieve a multi-year score of 1000.

VILLANOVA FOOTBALL GAME NOTES

VILLANOVA NOTEBOOK

ENTERING WITH LIFE EXPERIENCE

- The oldest active player in Division I college football this season is Villanova punter **Luke Larsen** who recently turned 33 years old and made his Wildcats debut in last week's game against Colgate. Larsen is a graduate student transfer from East Carolina and a native of Australia who played Australian Rules Football, volleyball, cricket and tennis during his scholastic career prior to coming to the United States.
- Larsen had a successful Villanova debut and punted five times last week. The average starting field position for the Raiders after those five punts was their own 17-yard line. Larsen appeared in 43 games at East Carolina and punted 174 times while averaging 40.8 yards per punt. He landed 51 punts inside the 20-yard line, booted 19 punts for 50+ yards and had 75 of 174 attempts fair caught. He ranked second all-time in net punting for the Pirates and was a two-time National Football Foundation Honor Society member in 2024 and 2025.

VETERAN EXPERIENCE

- Villanova has 94 players on its 2025 roster and they have played in a combined 1,155 games in their collegiate careers. Leading the way for the Wildcats are 12 players who have played in at least 30 career games, including three who have played 40 or more. Villanova has six new graduate transfers on the team this year and each played in at least two dozen games prior to arriving on the Main Line. The six are punter **Luke Larsen (East Carolina)**; placekicker **Jack Barnum (Central Connecticut State)**; wide receiver **Luke Colella (Princeton)**; quarterback **Pat McQuaide (Nicholls)**; and defensive backs **Jordan Adderley (Lehigh)** and **Julian Talley (Penn)**.

PRESEASON WATCH LISTS

- Sophomore running back **David Avit** and senior linebacker **Shane Hartzell** have been named to the preseason watch lists for the Walter Payton Award and the Buck Buchanan Award, respectively. These national honors are given to the top offensive and defensive players in the FCS at the end of each season. Villanova is one of 10 teams to have at least one player on both watch lists at the start of the season. The others are Harvard, Illinois State, Montana, Montana State, North Dakota State, Rhode Island, Samford, South Dakota State and UIW.

NATIONAL ATTENTION

- Fifth year offensive lineman **Jake Picard** and senior linebacker **Shane Hartzell** generated preseason All-America buzz entering the year. Picard is on the Stats Perform Preseason All-America first team and Hartzell appears on the second team. It is the first time in their careers that either player has garnered national accolades. This season is the fourth time in the last five years that at least one Villanova player has earned preseason All-America recognition.

CAA FOOTBALL PRESEASON POLL

- Villanova was picked to finish third in the CAA this season and had four players named to the Preseason All-Conference team. The four honorees included fifth year offensive lineman **Jake Picard** and sophomore running back **David Avit** on the offensive side of the ball along with a pair of defensive players in senior linebacker **Shane Hartzell** and fifth year defensive lineman **Obinna Nwobodo**. Two more players — senior offensive lineman **Stephane Voltaire** and sophomore cornerback **Zahmir Dawud** — were named preseason honorable mention.

POSTSEASON SUCCESS

- Villanova is tied for 10th in FCS history with 16 playoff appearances. In their FCS playoff history, the Wildcats have a record of 15-15 with one national championship (2009) and three semifinal berths (2002, 2009, 2010). Villanova has won at least one playoff game in 10 of its last 12 post-season appearances. The 15 playoff wins for the Wildcats are tied for the 12th most ever among current FCS programs.

VILLANOVA FOOTBALL GAME NOTES

VILLANOVA'S RECORD...

	2025	Ferrante
Overall	1-0	58-33
CAA Football	0-0	36-24
Non-Conference	1-0	22-9
Home	1-0	32-12
Road	0-0	26-21
Neutral	0-0	0-0
Current Streak	W1	W1
Home Streak	W1	W17
Road Streak	—	L2

Day Games	0-0	43-29
Night Games	1-0	15-4
March	0-0	1-1
April	0-0	1-1
August	0-0	2-0
September	1-0	22-10
October	0-0	13-10
November	0-0	17-8
December	0-0	2-3
Ranked Teams	0-0	15-13
Unranked Teams	1-0	43-20
Overtime	0-0	1-2

After 1st Quarter

Leading	1-0	45-8
Trailing	0-0	7-16
Tied	0-0	6-9

Halftime

Leading	1-0	49-5
Trailing	0-0	7-25
Tied	0-0	2-3

After 3rd Quarter

Leading	1-0	50-5
Trailing	0-0	6-25
Tied	0-0	2-3

Scoring

Scoring First	1-0	47-10
Opp. Scores First	0-0	11-23
Scoring 0-9	0-0	0-8
Scoring 10-19	0-0	5-13
Scoring 20-29	1-0	14-6
Scoring 30-39	0-0	21-4
Scoring 40+	0-0	18-2
Allowing 0-9	0-0	17-0
Allowing 10-19	1-0	24-5
Allowing 20-29	0-0	13-9
Allowing 30-39	0-0	3-11
Allowing 40+	0-0	1-8

Game Decided By

0-9 Points	1-0	19-14
10-19 Points	0-0	10-8
20+ Points	0-0	29-11

Statistics

Outgain opp.	1-0	50-6
Outgained by opp.	0-0	8-27
VU 100-yard rusher	0-0	26-4
VU 100-yard receiver	1-0	24-10
VU 300-yard passer	0-0	5-4
Opp. 100-yard rusher	0-0	7-15
Opp. 100-yard receiver	1-0	11-13
Opp. 300-yard passer	0-0	6-9

Turnovers

No turnovers	1-0	20-5
1-2 turnovers	0-0	32-20
3+ turnovers	0-0	6-8
No takeaways	1-0	7-10
1-2 takeaways	0-0	34-21
3+ takeaways	0-0	17-2
Win turnover margin	0-0	33-6
Lose turnover margin	0-0	10-19
Turnovers tied	1-0	15-8

STATISTICAL RANKINGS

Team Stats	CAA	FCS	Stat
Offense			
Red Zone Offense	1	1	100.0%
4th Down Pct.	1	1	100.0%
Sacks Allowed/Game	1	1	0.0
Passing Offense	2	7	299.0
Passing Efficiency	2	13	165.77
3rd Down Pct.	3	16	46.2%
Total Offense	3	22	416.0
Scoring Offense	6	46	24.0
Rushing Offense	9	66	117.0
First Downs	14	113	18

Defense

Opp. 4th Down Pct.	1	1	0.0%
First Downs Allowed	1	4	17
Scoring Defense	3	19	17.0
Rushing Defense	3	25	111.0
Opp. 3rd Down Pct.	6	51	38.5%
Total Defense	7	41	350.0
Def. Passing Efficiency	9	61	138.92
Passing Defense	9	75	239.0
Team Sacks/Game	10	78	1.0
Red Zone Defense	12	92	100.0%

Special Teams

Field Goal Pct.	1	N/A	100.0%
PAT Percentage	1	N/A	100.0%
Kickoff Returns	5	32	22.67
Punt Return Defense	10	77	11.0
Kickoff Ret. Def.	11	80	24.0
Punt Returns	11	91	0.0
Net Punting	13	86	33.4

Miscellaneous

Turnovers Lost	1	1	0
Penalty Yards/Game	1	1	15.0
Penalties/Game	1	1	2.0
Time of Possession	3	20	33:04
Turnover Margin	3	45	0
Turnovers Gained	—	—	—

Player Stats*

	CAA	FCS	Stat
Jack Barnum			
Field Goal Percentage	1	1	100.0%

Luke Colella

Receiving Yards/Gm	1	3	124.0
Yards/Reception	3	6	24.80

Zahmir Dawud

Passes Defended/Gm	1	5	2.0
--------------------	---	---	-----

Pat McQuaide

Yards/Attempt	1	5	10.68
Total Offense/Game	2	2	340.0
Passing Yards/Game	2	3	299.0
Yards/Completion	2	8	16.61
Passing Efficiency	2	13	165.8
Completions/Game	3	22	18.0
Completion Percentage	3	36	64.3%

Christian Sapp

Passes Defended/Gm	1	5	2.0
--------------------	---	---	-----

* Players who rank in the top three in the CAA

WILDCATS IN THE NFL

CURRENT NFL ROSTERS

Christian Benford, Bills

Tanoh Kpassagnon, Bears (practice squad)

ALL-TIME NFL DRAFT PICKS

Year.....Name.....Rd.....Team

1936	Eddie Michaels	2	Bears
1938	John Mellus	7	Giants
1940	Andy Chisick	7	Cardinals
1943	George Smith	21	Cardinals
1943	Steve Pritko	28	Rams
1944	Val Jansante	10	Steelers
1944	Al Postus	20	Eagles
1947	Bob David	25	Rams
1949	Lou Ferry	3	Packers
1949	Ed Berrang	5	Redskins
1950	Ralph Pasquariello	1	Rams
1950	John Sandusky	2	Browns
1950	Steve Romanik	3	Bears
1950	Dan Brown	11	Redskins
1951	Pete D'Alonzo	4	Lions
1953	Gene Filipski	7	Browns
1956	Don McComb	21	Giants
1957	Joe Ryan	25	Bears
1962	Frank Budd	7	Eagles
1962	Sam Gruneisen		Chargers
1963	Larry Glueck	3	Bears
1963	Billy Joe		Broncos
1965	Mike Strofolino	4	Rams
1965	Al Atkinson		Bills
1969	Rich Moore	1	Packers
1969	John Sodaski	9	Steelers
1970	Billy Walik	11	Eagles
1972	Mike Siani	1	Raiders
1972	John Babinecz	2	Cowboys
1972	Ernie Messmer	13	Steelers
1973	Kevin Reilly	7	Dolphins
1974	Joe Miller	11	Redskins
1974	John Givens	14	Falcons
1975	John Zimba	5	Browns
1976	Gary Shugrue	11	Lions
1976	Steve Ebbecke	13	Eagles
1977	John Mastronardo	10	Eagles
1981	Howie Long	2	Raiders
1981	David Martin	9	Lions
2002	Brian Westbrook	3	Eagles
2008	Matt Sherry	6	Bengals
2011	Ben Ijalana	2	Colts
2017	Tanoh Kpassagnon	2	Chiefs
2017	Brad Seaton	2	Titans
2022	Christian Benford	6	Bills

VILLANOVA FOOTBALL GAME NOTES

COMPLETE STUDENT-ATHLETES

ACADEMIC HIGHLIGHTS

NCAA ACADEMIC DATA

■ Each year the NCAA recognizes programs that have a multi-year Academic Progress Rate (APR) score that ranks within the top 10 percent of their sport nationwide. Villanova has earned this award nine times in the 18-year history of the APR program.

■ In the most recent APR data released in June 2025 the football program's multi-year APR score of 982 was 24 points above the national average for FCS programs.

■ New data on the NCAA Graduation Success Rate (GSR) was released in November 2024 and Villanova recorded its fourth straight year with a score of 95 percent or higher.

ACADEMIC ALL-AMERICANS

■ One of the highest honors that a student-athlete can achieve is to be named an Academic All-American, an award which encompasses both academic achievement as well as contributions on the field. Villanova has had 12 football student-athletes earn a total of 14 Academic All-America honors over the years.

CAA TEAM ACADEMIC EXCELLENCE

■ Villanova has been the winner of the CAA Football Team Academic Excellence Award five times in the last nine years. The award is presented at the end of each academic year to the conference school with the highest team GPA.

CAA SCHOLAR-ATHLETE OF THE YEAR

■ Villanova has had five student-athletes be named the CAA Football Scholar-Athlete of the Year. Nominees for the award must have attained senior standing academically and have a cumulative GPA of 3.0 or higher.

CAA ACADEMIC HONOR ROLL

■ Student-athletes with a semester GPA of 3.0 or higher are named to the CAA Commissioner's Academic Honor Roll. Villanova had 63 honorees for the Fall 2024 semester and 64 student-athletes achieve this distinction for the Spring 2025 term.

ACADEMIC ALL-AREA TEAMS

■ In conjunction with the *Philadelphia Inquirer*, the sports information directors at the colleges and universities in the Philadelphia area (PhillySIDA) name an Academic All-Area team and a football Performer of the Year each season. In the 19 years of the Academic All-Area program, which started with the 2005-06 academic year, the football team has had a total of 64 selections to the Academic All-Area Team. In addition, the Wildcats have had six Performers of the Year.

NCAA PUBLIC RECOGNITION AWARD

■	2004-05
■	2005-06
■	2006-07
■	2007-08
■	2008-09
■	2014-15
■	2015-16
■	2016-17
■	2017-18

ACADEMIC ALL-AMERICANS

■	David Graziano	1975, 1976
■	Ron Sency	1987
■	Rich Spugnardi	1987
■	Bob Brady	1988
■	Peter Lombardi	1988
■	Scott Rushton	1988
■	Kevin Martchek	1990
■	Tim Matas	1992
■	Gregg Ziegler	1994
■	Deon Jackson	1996
■	Raymond Ventrone	2003
■	Don Cherry	2014, 2015

CAA ACADEMIC EXCELLENCE AWARD

■	Villanova	2016-17
■	Villanova	2017-18
■	Villanova	2022-23
■	Villanova	2023-24
■	Villanova	2024-25

CAA SCHOLAR-ATHLETE OF THE YEAR

■	Matt Sherry	2007-08
■	Osayi Osunde	2009-10
■	Don Cherry	2014-15
■	Jake Prus	2015-16
■	Colin Gamroth	2021-22

ACADEMIC HONOR ROLL SELECTIONS*

■	1988-89	5
■	1989-90	9
■	1990-91	6
■	1992-93	4
■	1993-94	8
■	1994-95	14
■	1995-96	7
■	1996-97	6
■	1997-98	1
■	1998-99	7
■	1999-00	4
■	2000-01	5
■	2001-02	5
■	2002-03	13
■	2003-04	10
■	2004-05	9
■	2005-06	10
■	2006-07	9
■	2007-08	11
■	2008-09	7
■	2009-10	7
■	2010-11	8
■	2011-12	12
■	2012-13	11
■	2013-14	16
■	2014-15	20
■	2015-16	42
■	2016-17	42
■	2017-18	46
■	2018-19 (Fall)	41
■	2018-19 (Spring)	38
■	2019-20 (Fall)	45
■	2019-20 (Spring)	52
■	2020-21 (Fall)	43
■	2020-21 (Spring)	51
■	2021-22 (Fall)	55
■	2021-22 (Spring)	48
■	2022-23 (Fall)	62
■	2022-23 (Spring)	63
■	2023-24 (Fall)	59
■	2023-24 (Spring)	57
■	2024-25 (Fall)	63
■	2024-25 (Spring)	64

ACADEMIC ALL-AREA PERFORMERS OF THE YEAR

■	Brian Hulea	2005-06
■	Matt Sherry	2007-08
■	Osayi Osunde	2009-10
■	Chris Whitney	2010-11
■	Forrest Rhyne	2021-22
■	Brendan Bell	2024-25

ACADEMIC ALL-AREA SELECTIONS

■	Brian Hulea	2005-06
■	Adam James	2005-06
■	Frank Jankowski	2005-06
■	Allyn Bacchus	2006-07
■	Idriz Bauta	2007-08
■	Osayi Osunde	2007-08
■	Matt Sherry	2007-08

■	Angelo Babbaro	2008-09
■	Idriz Bauta	2008-09
■	Osayi Osunde	2008-09
■	Chris Whitney	2008-09

■	Angelo Babbaro	2009-10
■	Osayi Osunde	2009-10
■	Chris Whitney	2009-10

■	Angelo Babbaro	2010-11
■	Chris Whitney	2010-11

■	Josh Buccì	2011-12
■	Craig James	2011-12
■	Nick Yako	2011-12

■	Josh Buccì	2012-13
■	Bill Vogel	2012-13

■	Don Cherry	2013-14
■	Kevin Gulyas	2013-14
■	Cameron McCurry	2013-14
■	Bill Vogel	2013-14

■	Don Cherry	2014-15
■	Kevin Gulyas	2014-15
■	Ross Hall	2014-15
■	Cameron McCurry	2014-15
■	Jake Prus	2014-15

■	Don Cherry	2015-16
■	Kevin Gulyas	2015-16
■	Tanoh Kpassagnon	2015-16
■	Jake Prus	2015-16

■	Ryan Bell	2016-17
■	Tanoh Kpassagnon	2016-17
■	Rob Rolle	2016-17

■	Matt Donoghue	2017-18
■	John Hinchey	2017-18
■	Ricky Young	2017-18

■	Keeling Hunter	2018-19
■	Drew Kresge	2018-19
■	Chucky Smith	2018-19
■	Jeff Steeb	2018-19

■	Colin Gamroth	2019-20
■	Paul Grattan	2019-20
■	Forrest Rhyne	2019-20
■	Chucky Smith	2019-20

■	Cole Bunce	2021-22
■	Justin Covington	2021-22
■	Malik Fisher	2021-22
■	Colin Gamroth	2021-22
■	Jaaron Hayek	2021-22
■	Forrest Rhyne	2021-22

■	Michael Corbi	2022-23
■	Jaaron Hayek	2022-23

■	Brendan Bell	2023-24
■	Michael Corbi	2023-24
■	Ty Trinh	2023-24
■	Connor Watkins	2023-24

■	Brendan Bell	2024-25
■	Shane Hartzell	2024-25
■	Ty Trinh	2024-25
■	Connor Watkins	2024-25

VILLANOVA FOOTBALL GAME NOTES

VILLANOVA HEAD COACH MARK FERRANTE



Mark Ferrante enters his ninth season as the Thomas and Diane Treacy Endowed Football Head Coach in 2025 and is in his 39th year overall with the Wildcats including his time as head coach and 30 years prior as an assistant coach from 1987-2016. He has been a part of 274 victories and all 16 of the program's FCS playoff appearances during his Villanova tenure. Entering the 2025 season Ferrante has a career head coaching record of 57-33 (.633) which includes 36 regular season CAA Football wins, two league titles and four playoff appearances.

Under Ferrante's watch, the Wildcats have consistently been one of the top teams in the country. Villanova begins the 2025 season as one of six FCS programs to have won 10+

games in at least three of the last four years. During that span (2021-24), the Wildcats have made three playoff appearances and won a share of two CAA Football titles as well as the league's automatic bid to the FCS playoffs in 2021 and 2023. Villanova's overall record over the past four seasons is 36-15 (.706) and that mark includes a 24-8 record versus CAA Football foes and a 22-3 mark at home.

Ferrante guided the Wildcats to its second straight 10-win season in 2024 and its third appearance in the playoffs in the past four seasons. Villanova finished the year ranked No. 12 in the final Stats Perform national poll and was a top 10 team at the end of the season in two of the previous three years. Ferrante ranks third in school history in head coaching wins, while his .633 career winning percentage trails only Harry Stuhldreher (1925-35) and Clipper Smith (1936-42) among Wildcats head coaches who held the position for three or more seasons.

Villanova has consistently earned national recognition for its success during Ferrante's head coaching tenure. Following the 2024 season, linebacker Brendan Bell and cornerback Isas Waxter were selected as All-American by both Stats Perform and the Associated Press. Freshman running back David Avit was the CAA Football Offensive Rookie of the Year and a finalist for the Jerry Rice Award presented to the top FCS freshman. Honors have already started to come in for the 2025 campaign with Avit on the watch list for the Walter Payton Award and linebacker Shane Hartzell on the Buck Buchanan Award preseason watch list. Their accolades make the Wildcats one of 10 schools to have at least one player on the watch lists for the top offensive and defensive honors in the FCS.

In his first eight seasons as head coach, Ferrante has seen the Wildcats win six CAA Football major awards and earn a total of 61 all-conference accolades. Five players under Ferrante's watch - Corbi, cornerback Christian Benford, linebacker Forrest Rhyne and the aforementioned duo of Bell and Waxter - have earned All-America honors from Stats Perform and/or the American Football Coaches Association. Benford and Rhyne were first team All-Americans in 2021. Ferrante is himself one of the CAA Football major award winners after earning his first Coach of the Year honor in 2021.

Villanova's recent teams have featured several players who had an opportunity to continue their football careers beyond the collegiate ranks. Most recent on the list is Isas Waxter who signed with the Seattle Seahawks as an undrafted free agent in 2025. Following the 2023 season, running back Jalen Jackson and offensive lineman Nick Torres signed free agent contracts with the Jacksonville Jaguars and the Kansas City Chiefs, respectively. Three other players - running back TD Ayo-Durojaiye (Chicago Bears/Kansas City Chiefs), linebacker Danny Abraham (Seattle Seahawks) and wide receiver Jaaron Hayek (Kansas City Chiefs) - were invited to attend NFL rookie mini camps.

Ferrante coached 11 players on the 2021 team who had professional opportunities, led by Christian Benford who was a sixth round draft pick of the Buffalo Bills and has since gone on to have a successful NFL career in Buffalo. In addition, 2021 CAA Football Defensive Player of the Year and first team All-American Forrest Rhyne signed a free agent contract and played in the NFL with the Indianapolis Colts. Cornerback Denzel Williams signed a free agent contract with the Baltimore Ravens.

One of the themes of Ferrante's head coaching tenure has been his ability to keep his teams largely intact throughout the COVID pandemic and the changing landscape of college sports. Villanova began the 2021 season with 75 out of 85 players returning from the previous Spring, while the members of the 2023 team had

FERRANTE YEAR BY YEAR

AS HEAD COACH			
Year	School	Record	Conference
2017	Villanova	5-6	3-5
2018	Villanova	5-6	2-6
2019	Villanova	9-4	5-3
2020	Villanova	2-2	2-2
2021	Villanova	10-3	7-1
2022	Villanova	6-5	4-4
2023	Villanova	10-3	7-1
2024	Villanova	10-4	6-2
2025	Villanova	1-0	0-0
Total	9 Seasons	58-33	36-24

AS ASSISTANT COACH

Year	School	Record	Postseason
1983	St. Lawrence	5-3-1	
1984	Wagner	6-4	
1985	Lafayette	6-5	
1986	Lafayette	6-5	
1987	Villanova	6-4	
1988	Villanova	5-5-1	
1989	Villanova	8-4	FCS First Round
1990	Villanova	6-5	
1991	Villanova	10-2	FCS First Round
1992	Villanova	9-3	FCS First Round
1993	Villanova	3-8	
1994	Villanova	5-6	
1995	Villanova	3-8	
1996	Villanova	8-4	FCS First Round
1997	Villanova	12-1	FCS Quarterfinals
1998	Villanova	6-5	
1999	Villanova	7-4	
2000	Villanova	5-6	
2001	Villanova	8-3	
2002	Villanova	11-4	FCS Semifinals
2003	Villanova	7-4	
2004	Villanova	6-5	
2005	Villanova	4-7	
2006	Villanova	6-5	
2007	Villanova	7-4	
2008	Villanova	10-3	FCS Quarterfinals
2009	Villanova	14-1	FCS Champions
2010	Villanova	9-5	FCS Semifinals
2011	Villanova	2-9	
2012	Villanova	8-4	FCS First Round
2013	Villanova	6-5	
2014	Villanova	11-3	FCS Quarterfinals
2015	Villanova	6-5	
2016	Villanova	9-4	FCS First Round

FERRANTE RECORD BY OPPONENT

Opponent	Record	Last Meeting
Army West Point	0-1	2022 (L, 10-49)
Bucknell	3-0	2021 (W, 55-3)
Colgate	4-0	2025 (W, 24-17)
Delaware	7-1	2024 (W, 38-28)
Eastern Kentucky	1-0	2024 (W, 22-17)
Elon	2-1	2023 (W, 21-0)
Hampton	2-0	2024 (W, 20-14)
Holy Cross	1-0	2021 (W, 21-16)
James Madison	1-3	2021 (W, 28-27)
Lafayette	1-0	2017 (W, 59-0)
Lehigh	6-0	2023 (W, 38-10)
LIU	3-0	2024 (W, 24-10)
Maine	4-2	2024 (L, 7-35)
Maryland	0-1	2024 (L, 20-38)
Monmouth	0-2	2024 (L, 33-40)
New Hampshire	2-2	2024 (W, 14-6)
North Carolina A&T	2-0	2024 (W, 31-3)
Penn State	0-1	2021 (L, 17-38)
Rhode Island	2-2	2023 (W, 35-9)
Richmond	3-2	2022 (L, 10-20)
Sacred Heart	0-0	2025
South Dakota State	0-2	2023 (L, 12-23)
Southeastern Louisiana	0-1	2019 (L, 44-45)
Stony Brook	4-2	2024 (W, 42-24)
Temple	1-1	2018 (W, 19-17)
Towson	4-2	2024 (W, 14-13)
UAlbany	2-2	2023 (L, 10-31)
UCF	0-1	2023 (L, 14-48)
UIW	0-1	2024 (-)
William & Mary	1-3	2022 (L, 12-45)
Youngstown State	2-0	2024 (W, 24-17)

VILLANOVA FOOTBALL GAME NOTES

MARK FERRANTE / VILLANOVA COACHING STAFF

combined to play in more than 1,000 college football games even before the season started. Experience wins, and Nova Nation has taken notice. Villanova's average attendance for five regular season home games in 2021 was its highest mark since 2013 and represented a 23 percent increase from 2019 prior to the pandemic. The increased attendance included the Wildcats first home sellout crowd since 2015 during the 2021 Family Weekend game against Richmond.

Ferrante has continually stressed the importance of his student-athletes coming to Villanova for a complete collegiate experience which includes excellence in their academic pursuits. In his first eight years as head coach, the Wildcats have been the winner of the CAA Football Team Academic Excellence Award four times. The award is presented to the team with the highest GPA in the conference each academic year and Villanova has been a repeat winner of the honor in each of the last three years spanning the 2022-23 through 2024-25 academic years.

The football program set and tied its highest overall NCAA Graduation Success Rate (GSR) with a mark of 96 percent in both 2022 and 2023, while the team has had a mark of at least 95 percent in four consecutive years. The most recent NCAA GSR data was released in November 2024 and the Wildcats were one of two CAA Football teams with a score of at least 95 percent.

During the 2024-25 academic year, the Wildcats had 63 student-athletes selected to the CAA Football Commissioner's Academic Honor Roll during the Fall semester and another 64 honorees for the Spring 2025 grading period. Two student-athletes each semester had perfect 4.0 GPAs: Gilbert Deglau and Chris Dobrydney in the Fall and the duo of Temi Ajitutu and Ryan Kennedy in the Spring. Villanova had a total of 34 selections to the CAA High Honors List in 2024-25 for having a 3.7 or higher semester GPA.

Villanova has had nearly 800 selections to the CAA Football Commissioner's Academic Honor Roll during Ferrante's head coaching tenure and has had more than 650 selections to the Athletic Director's Honor Roll which is announced each semester for student-athletes who post a GPA of 3.2 or higher during the grading period.

Ferrante leads one of the nation's elite FCS programs after playing an instrumental role in the Wildcats rise to national prominence. He has been a part of the coaching staff for all 16 of Villanova's appearances in the FCS playoffs, including

the 2009 national championship season and a 2010 semifinal appearance while serving as the Assistant Head Coach on Andy Talley's staff. Ferrante has been a part of Villanova teams that have won eight CAA titles, three Lambert Meadows Cups and three ECAC Team of the Year awards.

Ferrante was involved in all aspects of the Villanova program during his time as an assistant on Andy Talley's staff. On the field he coached the offensive line for 27 seasons and developed a unit that was perennially one of the best in CAA Football. Over the years he coached three All-Americans, 11 All-East performers and 15 first team all-conference selections. The offensive line had 17 All-CAA selections in a nine-year span, including three-time first team honoree Ben Ijalana along with first team selections Brant Clouser (2010), Dan Shirey (2011) and Vince Kowalski (2014).

Two of Ferrante's players went on to be selected in the NFL Draft. Ijalana was a second round selection by the Indianapolis Colts in 2011 and Brad Seaton was picked in the seventh round by the Tennessee Titans in 2017. Ijalana was a two-time All-American (2009, 2010) and a three-time first team All-CAA selection during his collegiate career. Villanova reached the FCS playoffs in each of his last three seasons on the team, winning the 2009 national title and advancing to the semifinal round a year later. Seaton was a second team CAA Football All-Conference selection in 2016 when the offensive line enabled the Wildcats to average 206.3 rushing yards and 378.7 yards of total offense per game. Villanova ranked third in the CAA and 24th nationally in rushing offense in addition to ranking fourth in the league in total offense and fifth with a scoring average of 24.4 points per game.

The other All-Americans Ferrante mentored are Eamonn Allen (2001) and Bryan Russo (1989). Allen earned first team Associated Press All-America recognition in 2001 and was also a first team All-East and first team All-Atlantic 10 selection. Russo was chosen as an All-American by the Sports Network and the American Football Coaches Association as a senior in 1989 when he was also a first team all-conference and an All-ECAC selection. He was inducted to Villanova's Varsity Club Hall of Fame in 2007.

Ferrante and his wife, Georgea, reside in Phoenixville, Pa. The couple has a son, Jimmy, who earned his undergraduate degree from Villanova in 2018.



Mark Ferrante
Head Coach



Chris Boden
Offensive Coordinator
Quarterbacks



Ross Pennypacker
Defensive Coordinator
Defensive Line



Sean Devine
Offensive Run Game Coord.
Offensive Line



David Riede
Recruiting Coordinator
Safeties




Nate Pagan
Wide Receivers




Josh Fletcher
Special Teams Coord.
Running Backs



Dustin Johnson
Cornerbacks



Forrest Rhynes
Linebackers



Lachlan Kline
Offensive Assistant
Tight Ends



Nick Woodman
Defensive Assistant



TJ Landis
Coord. of Video Ops. &
Administrative Services



Tyler Waite
Athletic Trainer



Mike Tucker
Strength & Conditioning

VILLANOVA FOOTBALL GAME NOTES

NUMERICAL ROSTER

No.	Name	Pos.	Cl.	Ht.	Wt.	Hometown	No.	Name	Pos.	Cl.	Ht.	Wt.	Hometown
0	Luke Larsen	P	Gr.	6-2	225	Keilor Park, Australia	41	Garrett Rogan	DB	Sr.	6-3	210	Mercer Island, Wash.
0	Capri Martin	DL	Jr.	6-2	255	Harlem, N.Y.	42	Jack Barnum	PK	Gr.	6-2	210	Southington, Conn.
1	Luke Colella	WR	Gr.	5-10	195	Wexford, Pa.	43	Nino Betances	DB	Sr.	5-10	190	Brooklyn, N.Y.
1	Jon Wyatt	DB	Jr.	6-2	200	Somerset, N.J.	44	Richie Kimmel	LB	Gr.	6-1	230	Holmes, Pa.
2	Zahmir Dawud	DB	So.	6-0	185	North Brunswick, N.J.	45	Walker Murray	LB	Fr.	6-1	225	Yardley, Pa.
2	Eli Smith	RB	Sr.	6-0	230	Houston, Texas	48	Griffin Galletta	DL	Fr.	6-2	260	Greenwich, Conn.
3	Tanner Maddocks	QB	Jr.	6-1	200	Reading, Pa.	50	AJ Koukou	DL	R-Fr.	6-1	285	Havertown, Pa.
3	Josh Oluremi	DB	Jr.	6-3	200	Avenel, N.J.	51	Dale Law	LB	Sr.	6-1	230	West Chester, Pa.
4	Jordan Adderley	DB	Gr.	5-10	185	Fayetteville, Ga.	53	Michael Gaul	LB	Fr.	6-1	215	State College, Pa.
4	Ja'briel Mace	RB	So.	5-9	175	Somers Point, N.J.	54	Thomas Colello	LS	So.	5-11	205	North Caldwell, N.J.
5	Turner Inge	LB	Jr.	6-1	225	Williamstown, N.J.	55	Mike Kennedy	DL	Jr.	6-1	300	Greenville, S.C.
6	Nate Hill	WR	Jr.	6-3	215	Dallas, Texas	56	Christian Caballero	LB	So.	6-2	225	Niceville, Fla.
7	Pat McQuaide	QB	Gr.	6-0	205	Solon, Ohio	58	Thomas Brown	OL	Fr.	6-3	315	Chelmsford, Mass.
7	Julian Talley	DB	Gr.	5-9	190	Hatfield, Pa.	61	Dan McManus	OL	Sr.	6-4	270	Havertown, Pa.
8	Michael Benincasa	QB	Jr.	6-2	215	Ardmore, Pa.	62	RJ Reyes	OL	So.	6-5	295	Weston, Fla.
8	Kaleb Moody	DB	Gr.	5-10	200	North Andover, Mass.	63	Quin Whalen	OL	Sr.	6-4	290	Chalfont, Pa.
9	Antonio Johnson	TE	Sr.	6-4	260	Fort Lauderdale, Fla.	67	Kyle Fay	OL	So.	6-6	310	Cranford, N.J.
10	JR Strauss	LB	Jr.	6-3	230	Reading, Pa.	69	Jake Picard	OL	Gr.	6-4	300	Hope, R.I.
11	Jason Hall	LB	So.	6-2	230	Fall River, Mass.	70	Dhamir Wesley	OL	R-Fr.	6-5	300	Millersville, Pa.
12	Hudson Heinemann	QB	Fr.	6-2	170	Wappingers Falls, N.Y.	71	Colt Brennan	OL	Fr.	6-5	325	Easton, Md.
12	Colin Kennedy	LB	Sr.	6-2	225	Fair Haven, N.J.	72	Mathias Ogrinc	OL	Fr.	6-4	270	Hingham, Mass.
13	Chris Colby	WR	So.	6-3	205	Rowley, Mass.	73	Nico Sclafani	OL	Fr.	6-2	290	Bethesda, Md.
14	Dylan Mills	QB	R-Fr.	6-2	205	Dana Point, Calif.	74	Temí Ajírotutú	OL	Gr.	6-5	310	Queens, N.Y.
14	Robert Russo	QB	Jr.	6-3	225	Millsboro, Del.	75	Stephane Voltaire	OL	Sr.	6-5	315	Randolph, Mass.
15	Kenyon Miles	WR	Jr.	6-2	195	Huntington Station, N.Y.	76	Chris McCullers	OL	So.	6-3	310	Round Hill, Va.
16	Lucas Kopecky	WR	Gr.	6-3	200	Rocky Hill, N.J.	77	Chris Therien	OL	Fr.	6-5	280	Marlton, N.J.
16	Jack Ryder	QB	Sr.	6-2	195	Media, Pa.	78	Tommy Broderick	OL	So.	6-5	295	Alpharetta, Ga.
18	Julian Glantz	RB	Sr.	6-1	220	Scarsdale, N.Y.	79	Ryan Cregan	OL	So.	6-6	315	Morristown, N.J.
19	Chris Dobrydney	WR	Sr.	5-10	185	Fairfax, Va.	80	D'Hani Cobbs	WR	Fr.	5-9	180	Camden, N.J.
20	Isaiah Ragland	RB	So.	5-9	205	Alexandria, Va.	81	Brandon Binkowski	WR	R-Fr.	6-3	205	Haymarket, Va.
21	Jayvont Williams	DB	So.	6-1	205	Fort Worth, Texas	82	Ryan Kennedy	WR	Jr.	6-1	195	Cleveland Heights, Ohio
22	Christian Sapp	DB	Sr.	6-0	195	East Stroudsburg, Pa.	83	Braden Reed	WR	Fr.	5-9	180	Pottstown, Pa.
23	Jamie Tyson	DB	R-Fr.	6-2	200	Somers Point, N.J.	84	Ralee Stephens	WR	R-Fr.	5-9	165	Asbury, N.J.
24	David Avit	RB	So.	6-0	225	Frederick, Md.	85	Nolan Clayton	TE	So.	6-5	245	King of Prussia, Pa.
25	Amari Jackson	DB	Fr.	6-0	185	Midland, Pa.	86	Sean Brodnik	TE	R-Fr.	6-3	245	Ardmore, Pa.
26	Isaiah Wright	RB	Sr.	5-8	200	Douglassville, Pa.	87	Ryan Sorge	WR	Jr.	6-3	205	Warrington, Pa.
27	Anthony Hawkins	DB	So.	6-3	195	Arnold, Md.	89	Sean Welde	TE	Fr.	6-6	260	Cherry Hill, N.J.
28	Brenden Toppin	DB	Fr.	5-11	195	Glastonbury, Conn.	91	Ayden Howard	DL	Gr.	6-2	290	McKinney, Texas
29	Samir Wilkins	DB	Fr.	5-11	170	Newark, N.J.	92	Nigel McSween	DL	So.	6-4	250	Newark, N.J.
31	Shane Hartzell	LB	Sr.	6-0	230	Perkasie, Pa.	93	Nate Sullivan	DL	Fr.	6-4	245	Bethesda, Md.
32	Omari Bursey	LB	R-Fr.	6-0	230	Broomfield, Colo.	94	Ivan Murray	DL	So.	6-3	275	Paulsboro, N.J.
33	Ian Files	DB	Fr.	6-0	190	Newtown Square, Pa.	95	Tyler Langin	DL	Jr.	6-3	265	Houston, Texas
34	Tyler Womack	RB	Fr.	5-10	190	Pasadena, Md.	96	Ugo Nwotite	DL	R-Fr.	6-5	230	Linwood, N.J.
35	Langston White	LB	R-Fr.	6-2	215	Bristow, Va.	97	Daniel Mueller	P	Jr.	5-10	200	Ephrata, Pa.
36	Damill Bostic Jr.	DB	R-Fr.	6-0	185	Hyattsville, Md.	98	Obinna Nwobodo	DL	Gr.	6-3	300	Wilmington, Del.
38	Newton Essiem	DB	So.	5-11	185	Frederick, Md.	99	Ratu Delano Navoti	DL	R-Fr.	6-3	290	Brooklyn, N.Y.
39	Luke Myers	PK	R-Fr.	5-10	195	Breinigsville, Pa.							

PRONUNCIATION GUIDE

0	Capri Martin	ka-pree	53	Michael Gaul	gall (rhymes with mall)
1	Jon Wyatt	why-it	54	Thomas Colello	co-lell-o
2	Zahmir Dawud	da-wood	63	Quin Whalen	quinn whale-inn
3	Tanner Maddocks	mad-ocks	69	Jake Picard	pa-card
3	Josh Oluremi	O-you-rem-ee	72	Mathias Ogrinc	O-grince
4	Ja'briel Mace	ja-breel	74	Temí Ajírotutú	tem-ee ah-joro-too-too
5	Turner Inge	inj (rhymes with hinge)	75	Stephane Voltaire	ste-fon vole-tare
16	Lucas Kopecky	ko-peck-ee	79	Ryan Cregan	cree-ginn
19	Chris Dobrydney	da-brid-nee	84	Ralee Stephens	rally
24	David Avit	Av-it	87	Ryan Sorge	sorj (rhymes with George)
32	Omari Bursey	bur-see	89	Sean Welde	well-D
38	Newton Essiem	ess-ee-em	96	Ugo Nwotite	ooh-go wo-tee-tay
41	Garrett Rogan	roe-gin	98	Obinna Nwobodo	o-binn-uh wa-BO-doe
50	AJ Koukou	koo-koo	99	Ratu Delano Navoti	rah-too de-lon-oh na-va-tee

VILLANOVA FOOTBALL GAME NOTES

2025 OPPONENTS AT A GLANCE (12-10 OVERALL, 1-1 CAA FOOTBALL)

COLGATE (0-2, 0-0 PL)

Date	Opponent	Result
8.29	(22) Monmouth	L, 39-42
9.6	@ (13) Villanova	L, 17-24
9.12	@ Syracuse	7:00 PM
9.20	Fordham (*)	1:00 PM
10.4	@ Cornell	2:00 PM
10.11	Richmond (*)	1:00 PM
10.18	@ Georgetown (*)	1:00 PM
10.25	@ Holy Cross (*)	1:00 PM
11.1	Merrimack	1:00 PM
11.8	@ Lafayette (*)	12:30 PM
11.15	Lehigh (*)	1:00 PM
11.22	Bucknell (*)	1:00 PM

PENN STATE (2-0, 0-0 B1G)

Date	Opponent	Result
8.30	Nevada	W, 46-11
9.6	FIU	W, 34-0
9.13	Villanova	3:30 PM
9.27	Oregon (*)	7:30 PM
10.4	@ UCLA (*)	
10.11	Northwestern (*)	
10.18	@ Iowa (*)	
11.1	@ Ohio State (*)	
11.8	Indiana (*)	
11.15	@ Michigan State (*)	
11.22	Nebraska (*)	
11.29	@ Rutgers (*)	

MONMOUTH (2-0, 0-0 CAA)

Date	Opponent	Result
8.29	@ Colgate	W, 42-39
9.6	@ Fordham	W, 49-28
9.13	@ Charlotte	6:00 PM
9.20	Villanova (*)	1:00 PM
10.4	Delaware State	1:00 PM
10.11	@ Towson (*)	2:00 PM
10.18	Stony Brook (*)	1:00 PM
10.25	@ Hampton (*)	2:00 PM
11.1	@ Bryant (*)	1:00 PM
11.8	New Hampshire (*)	12:00 PM
11.15	@ North Carolina A&T (*)	12:00 PM
11.22	UAlbany (*)	12:00 PM

WILLIAM & MARY (1-1, 1-0 CAA)

Date	Opponent	Result
8.30	@ Furman	L, 21-23
9.6	Maine (*)	W, 28-27
9.13	@ Virginia	12:00 PM
9.20	Charleston Southern	4:00 PM
9.27	@ Villanova (*)	3:30 PM
10.4	North Carolina A&T (*)	3:30 PM
10.18	Elon (*)	3:30 PM
10.25	@ New Hampshire (*)	1:00 PM
11.1	UAlbany (*)	3:30 PM
11.8	@ Campbell (*)	2:00 PM
11.15	@ Hampton (*)	1:00 PM
11.22	Richmond	1:00 PM

NEW HAMPSHIRE (2-0, 0-0 CAA)

Date	Opponent	Result
8.30	North Carolina Central	W, 27-10
9.6	Holy Cross	W, 19-16
9.13	@ Ball State	2:00 PM
9.20	@ Dartmouth	1:00 PM
9.27	UAlbany (*)	1:00 PM
10.4	Villanova (*)	1:00 PM
10.11	@ Rhode Island (*)	1:00 PM
10.18	@ Campbell (*)	3:30 PM
10.25	William & Mary (*)	1:00 PM
11.8	@ Monmouth (*)	12:00 PM
11.15	@ Bryant (*)	12:00 PM
11.22	Maine (*)	1:00 PM

ELON (1-1, 0-0 CAA)

Date	Opponent	Result
8.28	@ Duke	L, 17-45
9.6	Davidson	W, 55-7
9.13	@ Western Carolina	2:30 PM
9.20	@ East Tennessee State	5:30 PM
9.27	Hampton (*)	2:00 PM
10.4	@ Towson (*)	4:00 PM
10.11	Villanova (*)	2:00 PM
10.18	@ William & Mary (*)	3:30 PM
10.29	@ Maine (*)	1:00 PM
11.8	Rhode Island (*)	2:00 PM
11.15	@ Campbell (*)	2:00 PM
11.22	North Carolina A&T (*)	2:00 PM

HAMPTON (1-1, 0-0 CAA)

Date	Opponent	Result
8.30	@ Jackson State	L, 14-28
9.6	Elizabeth City State	W, 27-20
9.13	@ North Carolina A&T (*)	7:00 PM
9.20	Howard	4:00 PM
9.27	@ Elon (*)	2:00 PM
10.4	Norfolk State	4:00 PM
10.11	Campbell (*)	2:00 PM
10.18	@ Villanova (*)	1:00 PM
10.25	Monmouth (*)	2:00 PM
11.8	Maine (*)	1:00 PM
11.15	William & Mary (*)	1:00 PM
11.22	@ Rhode Island (*)	1:00 PM

UALBANY (0-2, 0-0 CAA)

Date	Opponent	Result
8.30	@ Iowa	L, 7-34
9.6	@ Delaware State	L, 32-37
9.13	New Haven	7:00 PM
9.20	Corell	7:00 PM
9.27	@ New Hampshire (*)	1:00 PM
10.4	Stony Brook (*)	1:00 PM
10.18	Rhode Island (*)	3:30 PM
10.25	@ Villanova (*)	3:30 PM
11.1	@ William & Mary (*)	3:30 PM
11.8	Bryant (*)	1:00 PM
11.15	Towson (*)	1:00 PM
11.22	@ Monmouth (*)	12:00 PM

TOWSON (2-0, 0-0 CAA)

Date	Opponent	Result
8.28	Norfolk State	W, 27-7
9.6	@ Morgan State	W, 27-22
9.13	@ Maryland	12:00 PM
9.20	Youngstown State	6:00 PM
9.27	@ Bryant (*)	1:00 PM
10.4	Elon (*)	4:00 PM
10.11	Monmouth (*)	2:00 PM
10.25	@ Stony Brook (*)	3:30 PM
11.1	@ North Carolina A&T (*)	12:00 PM
11.8	Villanova (*)	1:00 PM
11.15	@ UAlbany (*)	1:00 PM
11.22	Campbell (*)	1:00 PM

STONY BROOK (0-2, 0-1 CAA)

Date	Opponent	Result
8.28	@ San Diego State	L, 0-42
9.6	(9) Rhode Island (*)	L, 17-31
9.13	Fordham	3:30 PM
9.20	@ Lindenwood	7:00 PM
9.27	Merrimack	3:30 PM
10.4	@ UAlbany (*)	3:30 PM
10.18	@ Monmouth (*)	1:00 PM
10.25	Towson (*)	3:30 PM
11.1	@ Maine (*)	1:00 PM
11.8	North Carolina A&T (*)	12:00 PM
11.15	@ Villanova (*)	1:00 PM
11.22	Bryant (*)	12:00 PM

SACRED HEART (1-1)

Date	Opponent	Result
8.30	Stonehill	W, 12-7
9.6	@ Lehigh	L, 10-28
9.13	@ LIU	12:00 PM
9.20	@ Norfolk State	4:00 PM
9.27	Delaware State	12:00 PM
10.4	@ Central Connecticut State	12:00 PM
10.11	Howard	1:00 PM
10.18	@ Montana	1:00 PM
11.1	New Haven	12:00 PM
11.8	Virginia Lynchburg	12:00 PM
11.15	Merrimack	12:00 PM
11.22	@ Villanova	1:00 PM

VILLANOVA FOOTBALL GAME NOTES

VILLANOVA QUARTERBACKS



PAT MCQUAIDE (#7)
Graduate Student
6-0 / 205
Solon, Ohio
Solon
Nicholls

Passing

Opponent	Comp-Att-Int	Pct.	Yds	TD	Long
Colgate	18-28-0	64.3%	299	1	56
Penn State					
Monmouth					
William & Mary					
New Hampshire					
Elon					
Hampton					
UAlbany					
Towson					
Stony Brook					
Sacred Heart					
2025 Season	18-28-0	64.3%	299	1	56
Villanova Career	18-28-0	64.3%	299	1	56
Collegiate Career	413-714-22	57.8%	4713	28	88

Rushing

Opponent	Att.	Yds	Avg.	TD	Long
Colgate	3	41	13.7	1	28
Penn State					
Monmouth					
William & Mary					
New Hampshire					
Elon					
Hampton					
UAlbany					
Towson					
Stony Brook					
Sacred Heart					
2025 Season	3	41	13.7	1	28
Villanova Career	3	41	13.7	1	28
Collegiate Career	116	-37	-0.3	5	28



TANNER MADDOCKS (#3)
Junior
6-1 / 200
Reading, Pa.
Fleetwood

Passing

Opponent	Comp-Att-Int	Pct.	Yds	TD	Long
Colgate					
Penn State					
Monmouth					
William & Mary					
New Hampshire					
Elon					
Hampton					
UAlbany					
Towson					
Stony Brook					
Sacred Heart					
2025 Season	0-0-0	0.0	0	0	0
Collegiate Career	14-20-0	70.0%	156	0	40

Rushing

Opponent	Att.	Yds	Avg.	TD	Long
Colgate					
Penn State					
Monmouth					
William & Mary					
New Hampshire					
Elon					
Hampton					
UAlbany					
Towson					
Stony Brook					
Sacred Heart					
2025 Season	0	0	0.0	0	0
Collegiate Career	10	32	3.2	2	17

VILLANOVA FOOTBALL GAME NOTES

VILLANOVA RUNNING BACKS



DAVID AVIT (#24)

Sophomore
6-0 / 225
Frederick, Md.
Winston Churchill

Rushing

Opponent	Att.	Yds	Avg.	TD	Long
Colgate	15	49	3.3	0	18
Penn State					
Monmouth					
William & Mary					
New Hampshire					
Elon					
Hampton					
UAlbany					
Towson					
Stony Brook					
Sacred Heart					
2025 Season	15	49	3.3	0	18
Collegiate Career	188	972	5.2	9	72

Receiving

Opponent	Rec.	Yds	Avg.	TD	Long
Colgate	1	8	8.0	0	8
Penn State					
Monmouth					
William & Mary					
New Hampshire					
Elon					
Hampton					
UAlbany					
Towson					
Stony Brook					
Sacred Heart					
2025 Season	1	8	8.0	0	8
Collegiate Career	12	183	15.3	0	56



ISAIAH RAGLAND (#20)

Sophomore
5-9 / 205
Alexandria, Va.
Centreville

Rushing

Opponent	Att.	Yds	Avg.	TD	Long
Colgate	13	26	2.0	1	14
Penn State					
Monmouth					
William & Mary					
New Hampshire					
Elon					
Hampton					
UAlbany					
Towson					
Stony Brook					
Sacred Heart					
2025 Season	13	26	2.0	1	14
Collegiate Career	142	698	4.9	4	65

Receiving

Opponent	Rec.	Yds	Avg.	TD	Long
Colgate	1	12	12.0	0	12
Penn State					
Monmouth					
William & Mary					
New Hampshire					
Elon					
Hampton					
UAlbany					
Towson					
Stony Brook					
Sacred Heart					
2025 Season	1	12	12.0	0	12
Collegiate Career	10	81	8.1	0	24

VILLANOVA FOOTBALL GAME NOTES

VILLANOVA RUNNING BACKS



JA'BRIEL MACE (#4)
Sophomore
5-9 / 175
Somers Point, N.J.
Mainland Regional

Rushing					
Opponent	Att.	Yds	Avg.	TD	Long
Colgate	2	3	1.5	0	3
Penn State					
Monmouth					
William & Mary					
New Hampshire					
Elon					
Hampton					
UAlbany					
Towson					
Stony Brook					
Sacred Heart					
2025 Season	2	3	1.5	0	3
Collegiate Career	60	286	4.8	1	28

Receiving					
Opponent	Rec.	Yds	Avg.	TD	Long
Colgate					
Penn State					
Monmouth					
William & Mary					
New Hampshire					
Elon					
Hampton					
UAlbany					
Towson					
Stony Brook					
Sacred Heart					
2025 Season	0	0	0.0	0	0
Collegiate Career	12	131	10.9	0	35



ELI SMITH (#2)
Senior
6-0 / 230
Houston, Texas
Second Baptist

Rushing					
Opponent	Att.	Yds	Avg.	TD	Long
Colgate					
Penn State					
Monmouth					
William & Mary					
New Hampshire					
Elon					
Hampton					
UAlbany					
Towson					
Stony Brook					
Sacred Heart					
2025 Season	0	0	0.0	0	0
Collegiate Career	42	209	5.0	0	18

Receiving					
Opponent	Rec.	Yds	Avg.	TD	Long
Colgate					
Penn State					
Monmouth					
William & Mary					
New Hampshire					
Elon					
Hampton					
UAlbany					
Towson					
Stony Brook					
Sacred Heart					
2025 Season	0	0	0.0	0	0
Collegiate Career	2	23	11.5	0	21

VILLANOVA FOOTBALL GAME NOTES

VILLANOVA WIDE RECEIVERS



LUKE COLELLA (#1)

Graduate Student
5-10 / 195
Wexford, Pa.
North Allegheny
Princeton

Receiving

Opponent	Rec.	Yds	Avg.	TD	Long
Colgate	5	124	24.8	0	51
Penn State					
Monmouth					
William & Mary					
New Hampshire					
Elon					
Hampton					
UAlbany					
Towson					
Stony Brook					
Sacred Heart					
2025 Season	5	124	24.8	0	51
Villanova Career	5	124	24.8	0	51
Collegiate Career	98	1312	13.4	11	75



LUCAS KOPECKY (#16)

Graduate Student
6-3 / 200
Rocky Hill, N.J.
Montgomery

Receiving

Opponent	Rec.	Yds	Avg.	TD	Long
Colgate	5	98	18.6	1	56
Penn State					
Monmouth					
William & Mary					
New Hampshire					
Elon					
Hampton					
UAlbany					
Towson					
Stony Brook					
Sacred Heart					
2025 Season	5	98	18.6	1	56
Collegiate Career	31	400	12.9	3	56



KENYON MILES (#15)

Junior
6-2 / 195
Huntington Station, N.Y.
St. Anthony's

Receiving

Opponent	Rec.	Yds	Avg.	TD	Long
Colgate					
Penn State					
Monmouth					
William & Mary					
New Hampshire					
Elon					
Hampton					
UAlbany					
Towson					
Stony Brook					
Sacred Heart					
2025 Season	0	0	0.0	0	0
Collegiate Career	13	136	10.5	1	36



CHRIS COLBY (#13)

Sophomore
6-3 / 205
Rowley, Mass.
Pingry School

Receiving

Opponent	Rec.	Yds	Avg.	TD	Long
Colgate	2	33	16.5	0	22
Penn State					
Monmouth					
William & Mary					
New Hampshire					
Elon					
Hampton					
UAlbany					
Towson					
Stony Brook					
Sacred Heart					
2025 Season	2	33	16.5	0	22
Collegiate Career	12	174	14.5	0	24

VILLANOVA FOOTBALL GAME NOTES

VILLANOVA WIDE RECEIVERS/TIGHT ENDS




BRADEN REED (#83)

Freshman
5-9 / 180
Pottstown, Pa.
Pople John Paul II

Receiving

Opponent	Rec.	Yds	Avg.	TD	Long
Colgate					
Penn State					
Monmouth					
William & Mary					
New Hampshire					
Elon					
Hampton					
UAlbany					
Towson					
Stony Brook					
Sacred Heart					
2025 Season	0	0	0.0	0	0
Collegiate Career	0	0	0.0	0	0



BRANDON BINKOWSKI (#81)

Redshirt Freshman
6-3 / 205
Haymarket, Va.
Battlefield

Receiving

Opponent	Rec.	Yds	Avg.	TD	Long
Colgate	1	5	5.0	0	5
Penn State					
Monmouth					
William & Mary					
New Hampshire					
Elon					
Hampton					
UAlbany					
Towson					
Stony Brook					
Sacred Heart					
2025 Season	1	5	5.0	0	5
Collegiate Career	1	5	5.0	0	5



ANTONIO JOHNSON (#9)

Senior
6-4 / 260
Fort Lauderdale, Fla.
St. Thomas Aquinas

Receiving

Opponent	Rec.	Yds	Avg.	TD	Long
Colgate	3	19	6.3	0	7
Penn State					
Monmouth					
William & Mary					
New Hampshire					
Elon					
Hampton					
UAlbany					
Towson					
Stony Brook					
Sacred Heart					
2025 Season	3	19	6.3	0	7
Collegiate Career	12	119	9.9	1	34



NOLAN CLAYTON (#85)

Sophomore
6-5 / 245
King of Prussia, Pa.
Upper Merion

Receiving

Opponent	Rec.	Yds	Avg.	TD	Long
Colgate					
Penn State					
Monmouth					
William & Mary					
New Hampshire					
Elon					
Hampton					
UAlbany					
Towson					
Stony Brook					
Sacred Heart					
2025 Season	0	0	0.0	0	0
Collegiate Career	2	18	9.0	0	15

VILLANOVA FOOTBALL GAME NOTES

VILLANOVA SPECIALISTS



JACK BARNUM (#42)

Graduate Student
6-2 / 210
Southington, Conn.
Southington
Central Connecticut State

Scoring

Opponent	FG	Long	40+	PAT	Points
Colgate	1-1	39	0	3-3	6
Penn State					
Monmouth					
William & Mary					
New Hampshire					
Elon					
Hampton					
UAlbany					
Towson					
Stony Brook					
Sacred Heart					
2025 Season	1-1	39	0	3-3	6
Villanova Career	1-1	39	0	3-3	6
Collegiate Career	30-40	52	11	67-69	157

Kicking

Opponent	KO	Yards	Avg.	TB
Colgate	5	307	61.4	1
Penn State				
Monmouth				
William & Mary				
New Hampshire				
Elon				
Hampton				
UAlbany				
Towson				
Stony Brook				
Sacred Heart				
2025 Season	5	307	61.4	1
Villanova Career	5	307	61.4	1
Collegiate Career	167	8,860	53.1	31



LUKE LARSEN (#0)

Graduate Student
6-2 / 225
Keilor Park, Victoria, Australia
St. Bernard's
East Carolina

Punting

Opponent	Att.	Yds	Avg.	Long	FC	I20	50+
Colgate	5	198	39.6	50	0	2	1
Penn State							
Monmouth							
William & Mary							
New Hampshire							
Elon							
Hampton							
UAlbany							
Towson							
Stony Brook							
Sacred Heart							
2025 Season	5	198	39.6	50	0	2	1
Villanova Career	5	198	39.6	50	0	2	1
Collegiate Career	179	7297	40.8	56	75	55	20

VILLANOVA FOOTBALL GAME NOTES

VILLANOVA SPECIALISTS



JA'BRIEL MACE (#4)

Sophomore
5-9 / 175
Somers Point, N.J.
Mainland Regional

Kickoff Returns

Opponent	Att.	Yds	Avg.	TD	Long
Colgate	3	68	22.7	0	26
Penn State					
Monmouth					
William & Mary					
New Hampshire					
Elon					
Hampton					
UAlbany					
Towson					
Stony Brook					
Sacred Heart					
2025 Season	3	68	22.7	0	26
Collegiate Career	15	353	23.5	0	50



CHRISTIAN SAPP (#25)

Senior
6-0 / 195
East Stroudsburg, Pa.
East Stroudsburg South

Kickoff Returns

Opponent	Att.	Yds	Avg.	TD	Long
Colgate					
Penn State					
Monmouth					
William & Mary					
New Hampshire					
Elon					
Hampton					
UAlbany					
Towson					
Stony Brook					
Sacred Heart					
2025 Season	0	0	0.0	0	0
Collegiate Career	8	174	21.8	0	42



TANNER MADDOCKS (#3)

Junior
6-1 / 200
Reading, Pa.
Fleetwood

Punt Returns

Opponent	Att.	Yds	Avg.	TD	Long
Colgate					
Penn State					
Monmouth					
William & Mary					
New Hampshire					
Elon					
Hampton					
UAlbany					
Towson					
Stony Brook					
Sacred Heart					
2025 Season	0	0	0.0	0	0
Collegiate Career	10	97	9.7	0	22



BRADEN REED (#83)

Freshman
5-9 / 180
Pottstown, Pa.
Pope John Paul II

Punt Returns

Opponent	Att.	Yds	Avg.	TD	Long
Colgate					
Penn State					
Monmouth					
William & Mary					
New Hampshire					
Elon					
Hampton					
UAlbany					
Towson					
Stony Brook					
Sacred Heart					
2025 Season	0	0	0.0	0	0
Collegiate Career	0	0	0.0	0	0

VILLANOVA FOOTBALL GAME NOTES

GAME BY GAME TACKLES

Total Tackles	UA-A	TOT	COL	PSU	MON	W&M	UNH	ELO	HAM	ALB	TOW	SBK	SHU
JR Strauss	2-6	8	2-6										
Turner Inge	3-3	6	3-3										
Shane Hartzell	2-4	6	2-4										
Nigel McSween	0-6	6	0-6										
Anthony Hawkins	3-1	4	3-1										
Garrett Rogan	2-2	4	2-2										
Christian Sapp	2-2	4	2-2										
Capri Martin	1-3	4	1-3										
Ayden Howard	0-4	4	0-4										
Zahmir Dawud	2-1	3	2-1										
Obinna Nwobodo	1-2	3	1-2										
Omari Bursey	0-3	3	0-3										
Jordan Adderley	2-0	2	2-0										
Jamie Tyson	1-1	2	1-1										
Colin Kennedy	0-1	1	0-1										
Ivan Murray	0-1	1	0-1										
TOTAL	21-40	61	21-40										

SPECIAL TEAMS TACKLES													
Total Tackles	KO-PU	TOT	COL	PSU	MON	W&M	UNH	ELO	HAM	ALB	TOW	SBK	SHU
Omari Bursey	1-0	1	1-0										
JR Strauss	1-0	1	1-0										
Turner Inge	0-1	1	0-1										
TOTAL	2-1	3	2-1										
GAME BY GAME DEFENSIVE STATISTICS													
OPPONENT	TFL	SACKS	FF	FR	INT	PBU	BLK	YARDS	POINTS				
Colgate	3.0-6	1.0-2	0	0	0	8	0	350	17				
Penn State													
Monmouth													
William & Mary													
New Hampshire													
Elon													
Hampton													
UAlbany													
Towson													
Stony Brook													
Sacred Heart													
TOTAL	3-6	1-2	0	0	0	8	0	350	17				

VILLANOVA FOOTBALL GAME NOTES

GAME BY GAME STARTERS

OFFENSE	QB	RB	WR	WR	WR/TE	TE/WR	LT	LG	C	RG	RT
Colgate	McQuaide	Avit	Colella	Kopecky	Clayton	Johnson	Voltaire	Ajirotutu	Picard	McCullers	Fay
Penn State											
Monmouth											
W&M											
UNH											
Elon											
Hampton											
UAlbany											
Towson											
Stony Brook											
Sacred Heart											
DEFENSE	DE	DT	DE	LB	LB	LB	CB	CB	FS	WS	SS
Colgate	Howard	Nwobodo	Martin	Hartzell	Strauss	Inge	Dawud	Adderley	Hawkins	Sapp	Rogan
Penn State											
Monmouth											
W&M											
UNH											
Elon											
Hampton											
UAlbany											
Towson											
Stony Brook											
Sacred Heart											

VILLANOVA SCORING DRIVES

OPP	QTR	TIME	PL/YDS/TM	RES	PLAY	OPP	QTR	TIME	PL/YDS/TM	RES	PLAY
COL	1	3:33	6/73/3:24	TD	Ragland 1 yard run						
COL	2	10:35	4/37/1:54	TD	McQuaide 28 yard run						
COL	3	5:28	11/77/5:48	FG	Barnum 39 yard fld goal						
COL	3	0:52	4/73/1:33	TD	Kopecky 56 yard reception						

VILLANOVA FOOTBALL GAME NOTES

LONG PLAYS BY THE NUMBERS

YARDS	NO.	TD
100+		
90-99		
80-89		
70-79		
60-69		
50-59	2	1
40-49	1	0
30-39		
20-29	5	1

LONG PLAYS BY TYPE

PLAY	NO.	TD
Rushing	1	1
Passing	4	1
Punt Returns		
Kick Returns	3	0
Interceptions		
Fumble Returns		
Other		
TOTAL	8	2

LONGEST PLAYS OF THE YEAR

RUSHING	
28	Pat McQuaide, Colgate
RUSHING TOUCHDOWN	
28	Pat McQuaide, Colgate
PASSING	
56	Pat McQuaide, Colgate
PASSING TOUCHDOWN	
56	Pat McQuaide, Colgate
RECEPTION	
56	Lucas Kopecky, Colgate
RECEIVING TOUCHDOWN	
1	Lucas Kopecky, Colgate
PUNT RETURN	
KICK RETURN	
26	Ja’briel Mace, Colgate
INTERCEPTION RETURN	
FUMBLE RETURN	
PUNT	
50	Luke Larsen, Colgate
FIELD GOAL	
39	Jack Barnum, Colgate

LONGEST PLAYS OF THE YEAR (20+ YARDS)

YDS	TYPE	PLAYER	OPPONENT
56*	Pass	Pat McQuaide to Lucas Kopecky	Colgate
51	Pass	Pat McQuaide to Luke Colella	Colgate
44	Pass	Pat McQuaide to Luke Colella	Colgate
28*	Rush	Pat McQuaide	Colgate
26	KR	Ja’briel Mace	Colgate
22	Pass	Pat McQuaide to Chris Colby	Colgate
22	KR	Ja’briel Mace	Colgate
20	KR	Ja’briel Mace	Colgate

* denotes a touchdown

20-YARD PLUS BY PLAYER

PLAYER	NO.	TD	RUSH	REC.	KR	PR	IR	FR
Mace	3	0	0	0	3	0	0	0
Colella	2	0	0	2	0	0	0	0
McQuaide	1	1	1	0	0	0	0	0
Kopecky	1	1	0	1	0	0	0	0
Colby	1	0	0	1	0	0	0	0
TOTAL	8	2	1	4	3	0	0	0

VILLANOVA FOOTBALL GAME NOTES

MISCELLANEOUS STATS

2025 NON-OFFENSIVE TOUCHDOWNS

Player	Type	Yds	Opponent

POINTS OFF TURNOVERS

OPPONENT	VU TO	OPP PTS	OPP TO	VU PTS	+/-
Colgate	0	0	0	0	0
Penn State					
Monmouth					
William & Mary					
New Hampshire					
Elon					
Hampton					
UAlbany					
Towson					
Stony Brook					
Sacred Heart					
TOTAL	0	0	0	0	0

CAREER INTERCEPTIONS

Player	INT	Return Yards	Long	TD
Christian Sapp	3	0	0	0
Zahmir Dawud	2	2	2	0
Jordan Adderley	1	61	61	1
Shane Hartzell	1	19	19	0
Richie Kimmel	1	0	0	0
Julian Talley	1	0	0	0

CAREER FUMBLES

Player	FF	FR	Return Yards	TD
Zahmir Dawud	2	0	0	0
Shane Hartzell	3	1	18	0
Ayden Howard	1	0	0	0
Richie Kimmel	1	2	1	0
Obinna Nwobodo	1	0	0	0
Christian Sapp	1	0	0	0

CAREER BLOCKED KICKS

Player	Type	Opponent	Year
Richie Kimmel	Punt	Delaware	2022
Obinna Nwobodo	FG	Towson	2024
JR Strauss	FG	Towson	2024

CAREER 100-YARD RUSHING GAMES

Player	Yds.	Att.	TD	Opp.	Year
David Avit	160	24	1	LIU	2024
David Avit	183	13	4	Stony Brook	2024
Isaiah Ragland	126	15	0	Elon	2023
Isaiah Ragland	141	17	0	Towson	2024

CAREER 100-YARD RECEIVING GAMES

Player	Yds.	Rec.	TD	Opp.	Year
Luke Colella	107	5	1	Dartmouth	2024
Luke Colella	124	5	0	Colgate	2025

CAREER 300-YARD PASSING GAMES

Player	Yds.	C-A-I	TD	Opp.	Year
Pat McQuaide	345	26-53-1	2	SEMO	2023
Pat McQuaide	300	20-25-1	2	SELA	2023

CAREER DOUBLE DIGIT TACKLE GAMES

Player	TOT	UA-A	Opp.	Year
Zahmir Dawud	10	6-4	UIW	2024
Shane Hartzell	15	8-7	Richmond	2022
Shane Hartzell	10	6-4	Delaware	2022
Shane Hartzell	10	4-6	UNH	2023
Shane Hartzell	14	7-7	YSU	2023
Shane Hartzell	11	7-4	YSU	2024
Shane Hartzell	11	5-6	Stony Brook	2024
Shane Hartzell	20	8-12	UNH	2024
Shane Hartzell	13	2-11	Delaware	2024
Richie Kimmel	10	2-8	YSU	2024
Richie Kimmel	10	3-7	Stony Brook	2024
Richie Kimmel	11	3-8	UIW	2024
Kaleb Moody	10	5-5	Brown	2023
Julian Talley	13	9-4	Columbia	2024

VILLANOVA FOOTBALL GAME NOTES

DEFENSE/SPECIAL TEAMS TOUCHDOWNS

(SINCE BECOMING AN FCS MEMBER IN 1985)

PLAY	TDs
DEFENSE (68)	
Interception Return.....	44
Fumble Return.....	18
Blocked Punt Return.....	5
Blocked Field Goal Return.....	1
SPECIAL TEAMS (17)	
Kick Return.....	15
Punt Return.....	2
TOTAL	85

LONGEST TOUCHDOWNS BY TYPE

Interception Return

100 yards by Rob Rolle on September 17, 2016 vs. Towson

Fumble Return

99 yards by Jaquan Amos on October 7, 2017 vs. Maine

Return of Blocked Punt

33 yards by Ademole Turner on September 21, 1996 vs. Fordham

Return of Blocked Field Goal

73 yards by Craig James on September 28, 2013 vs. Penn

Kick Return

100 yards by Nowoola Awopetu on November 9, 2019 vs. Richmond

Punt Return

66 yards by Poppy Livers on October 20, 2012 vs. Georgia State

DEFENSIVE/SPECIAL TEAMS TDS BY YEAR

DEFENSE

4	2000, 2016, 2017, 2019
3	2004, 2005, 2007, 2009, 2012, 2013
2	1986 1989, 1991, 1992, 1994, 1996, 1999, 2003, 2008, 2010, 2011, 2014, 2018, 2021
1	1997, 1998, 2001, 2022, 2023, 2024

SPECIAL TEAMS

2	2000, 2010
1	1996, 1997, 1998, 2001, 2002, 2003, 2004, 2007, 2008, 2009, 2012, 2017, 2019

DEFENSIVE/SPECIAL TEAMS TDS BY MONTH

August	3
September	35
October	21
November	23
December	3

DEFENSIVE/SPECIAL TEAMS TDS BY PLAYER

DEFENSIVE TOUCHDOWNS	TDs
Jaquan Amos	4
Jimmy Pitts.....	3
Ronnie Akins	2
Nowoola Awopetu	2
Brian Barajas	2
Eric Loper	2
Rob Rolle	2
Joe Sarnese	2
Jeff Steeb	2
Daryl Stewart.....	2
Danny Abraham.....	1
Darrell Adams	1
Brendan Bell.....	1
TD Ayo-Durojaiye	1
Rodney Badger	1
Christian Benford.....	1
Austin Calitro	1
Clarence Curry	1
Chris Curtis	1
John Dempsey	1
Curtis Eller.....	1
Brennan Erbezniak.....	1
Jalen Goodman	1
Sean Goodrich	1
Mike Hoffman	1
Brian Hulea	1
Keeling Hunter.....	1
Craig James	1
Gary Johnson	1
Marlon Johnson	1
Joe Keating	1
Salim Koroma	1
Tanoh Kpassagnon	1
Tim Kukucka	1
DeLonne Kelly	1
Kevin Long.....	1
Jason McMillion	1
Jerry Miles	1
Martel Moody.....	1
Steven Neugebauer.....	1
Osayi Osunde	1
Delmon Robertson	1
Bobby Rosato	1
Dan Silva	1
Kwesi Solomon.....	1
Rich Spugnardi.....	1
Terence Taylor	1
Elijah Trent.....	1
Ademole Turner	1
Ray Ventrone	1
Ross Ventrone	1
Curtis Waltman	1
Aaron Weems	1
Darrel Young	1
SPECIAL TEAMS TOUCHDOWNS	TDs
Brian Westbrook.....	5
Angelo Babbaro.....	3
Martin Gibson.....	3
Matt Szczur	2
Nowoola Awopetu	1
Poppy Livers.....	1
Taurus Phillips	1
Ademole Turner	1

VILLANOVA FOOTBALL GAME NOTES

SINGLE GAME HIGHS

INDIVIDUAL SINGLE GAME HIGHS

Category	No.	Player
Rushes	15	David Avit, Colgate
Rushing Yards	49	David Avit, Colgate
Rushing TDs	1	Pat McQuaide/Isaiah Ragland, Colgate
Long Rush	28	Pat McQuaide, Colgate
Pass Attempts	28	Pat McQuaide, Colgate
Pass Completions	18	Pat McQuaide, Colgate
Passing Yards	299	Pat McQuaide, Colgate
Passing TDs	1	Pat McQuaide, Colgate
Long Pass	56	Pat McQuaire, Colgate
Receptions	5	Luke Colella/Lucas Kopecky, Colgate
Receiving Yards	124	Luke Colella, Colgate
Receiving TDs	1	Lucas Kopecky, Colgate
Long Reception	56	Lucas Kopecky, Colgate
Field Goals	1	Jack Barnum, Colgate
Long Field Goal	39	Jack Barnum, Colgate
Punts	5	Luke Larsen, Colgate
Punting Average	39.6	Luke Larsen, Colgate
Long Punt	50	Luke Larsen, Colgate
Punts Inside 20	2	Luke Larsen, Colgate
Long Punt Return		
Long Kick Return	26	Ja'briel Mace, Colgate
Long INT Return		
Long FR Return		
Tackles	8	JR Strauss, Colgate
Tackles For Loss	1.0	Nigel McSween, Colgate
Sacks	0.5	JR Strauss/Obinna Nwobodo, Colgate
Interceptions		

OPPONENT SINGLE GAME HIGHS

Category	No.	Player
Rushes	12	Brendan Cassamajor, Colgate
Rushing Yards	50	Dabby Shaban, Colgate
Rushing TDs		
Long Rush	31	Danny Shaban, Colgate
Pass Attempts	30	Zach Osborne, Colgate
Pass Completions	15	Zach Osborne, Colgate
Passing Yards	239	Zach Osborne, Colgate
Passing TDs	2	Zach Osborne, Colgate
Long Pass	32	Zach Osborne, Colgate
Receptions	10	Trevho Saunders, Colgate
Receiving Yards	137	Treyvhon Saunders, Colgate
Receiving TDs	1	Treyvhon Saunders/Winston Moore, Colgate
Long Reception	32	Treyvhon Saunders, Colgate
Field Goals	1	Luke Vogeler, Colgate
Long Field Goal	23	Luke Vogeler, Colgate
Punts	6	Tyler Fontenot, Colgate
Punting Average	43.5	Tyler Fontenot, Colgate
Long Punt	48	Tyler Fontenot, Colgate
Punts Inside 20	1	Tyler Fontenot, Colgate
Long Punt Return	11	Brady Hutchison, Colgate
Long Kick Return	24	Winston Moore, Colgate
Long INT Return		
Long FR Return		
Tackles	10	Trooper Price, Colgate
Tackles For Loss	2.5	Trooper Price, Colgate
Sacks		
Interceptions		

TEAM SINGLE GAME HIGHS

Category	No.	Villanova
Rushes	35	Colgate
Rushing Yards	117	Colgate
Yards Per Rush	3.3	Colgate
Rushing TDs	2	Colgate
Pass Attempts	28	Colgate
Pass Completions	18	Colgate
Passing Yards	299	Colgate
Yards Per Pass	10.7	Colgate
Passing TDs	1	Colgate
Total Plays	63	Colgate
Total Offense	416	Colgate
Yards Per Play	6.6	Colgate
Points	24	Colgate
First Downs	18	Colgate
Penalties	2	Colgate
Penalty Yards	15	Colgate
Turnovers		
Sacks	1.0	Colgate
Interceptions		
Punts	5	Colgate
Punting Average	39.6	Colgate
Third Down Pct.	46.2% (6 of 13)	Colgate
Fourth Down Pct.	100.0% (1 of 1)	Colgate

OPPONENT SINGLE GAME HIGHS

Category	No.	Opponent
Rushes	26	Colgate
Rushing Yards	111	Colgate
Yards Per Rush	4.3	Colgate
Rushing TDs		
Pass Attempts	30	Colgate
Pass Completions	15	Colgate
Passing Yards	239	Colgate
Yards Per Pass	8.0	Colgate
Passing TDs	2	Colgate
Total Plays	56	Colgate
Total Offense	350	Colgate
Yards Per Play	6.2	Colgate
Points	17	Colgate
First Downs	17	Colgate
Penalties	3	Colgate
Penalty Yards	20	Colgate
Turnovers		
Sacks		
Interceptions		
Punts	6	Colgate
Punting Average	43.5	Colgate
Third Down Pct.	38.5% (5 of 13)	Colgate
Fourth Down Pct.		

VILLANOVA FOOTBALL GAME NOTES

THE LAST TIME VILLANOVA...

VILLANOVA SCORING

50-59 Points	55	Bucknell	Sept. 11, 2021
60-69 Points	63	William & Mary	Oct. 6, 2007
70+		NEVER	
<10 Points	6	UIW	Dec. 7, 2024
<7 Points	3	Towson	Nov. 5, 2022
Shutout	0-34	New Hampshire	Oct. 27, 2018
Shutout (CAA)	0-34	New Hampshire	Oct. 27, 2018
Shutout (Home)	0-34	New Hampshire	Oct. 27, 2018
Shutout (Road)	0-23	Richmond	Oct. 15, 2016
Shutout Opponent	21-0	Elon	Oct. 14, 2023
Shutout (CAA)	21-0	Elon	Oct. 14, 2023
Shutout Opponent (Home)	21-0	Elon	Oct. 14, 2023
Shutout Opponent (Road)	35-0	Elon	Nov. 6, 2021

VILLANOVA RUSHING

300-399 Yards	365	LIU	Sept. 10, 2022
400+ Yards	440	Elon	Oct. 14, 2023
<100 Yards	35	UIW	Dec. 7, 2024
<0 Yards	-39	Maine	Oct. 14, 2006

VILLANOVA PASSING

300-399 Yards	300	Towson	Nov. 11, 2023
400-499 Yards	418	New Hampshire	Oct. 1, 2004

VILLANOVA TOTAL OFFENSE

500-599 Yards	555	Towson	Nov. 11, 2023
600-699 Yards	609	Bucknell	Sept. 22, 2018
700+ Yards	706	North Carolina State	Nov. 19, 1949
<200 Yards	138	UIW	Dec. 7, 2024
<100 Yards	87	New Hampshire	Nov. 3, 1990
30+ First Downs	30	Delaware	Nov. 23, 2019

VILLANOVA MISCELLANEOUS

100+ penalty yards	10-104	Eastern Kentucky	Nov. 30, 2024
2 fumbles lost	2	Eastern Kentucky	Nov. 30, 2024
3+ fumbles lost	3	UAlbany	Sept. 30, 2023
Scored a safety	1	Eastern Kentucky	Nov. 30, 2024
Scored two safeties	2	James Madison	Nov. 10, 2012
Allowed a safety	1	UAlbany	Oct. 22, 2022
Forced 5 TO	6	Lehigh	Sept. 4, 2021
Forced 6+ TO	6	Lehigh	Sept. 4, 2021
Committed 5+ TO	5	UAlbany	Sept. 30, 2023
4+ interceptions	4	Lehigh	Sept. 4, 2021
Forced 2 fumbles	2	Eastern Kentucky	Nov. 30, 2024
Forced 3 fumbles	3	UIW	Dec. 7, 2024
Forced 4+ fumbles	4	Rhode Island	Oct. 11, 2014
Recovered 2 fumbles	2	Delaware	Nov. 23, 2024
Recovered 3+ fumbles	3	Rhode Island	Oct. 23, 2021
2+ defensive touchdowns	2	Richmond	Nov. 3, 2018
Defense/ST touchdowns	2/1	Lafayette	Sept. 16, 2017
Consecutive games non-off. TD	3	Colgate/Lehigh/Bucknell	Aug. 24-Sept. 14, 2019
5 total touchdowns	5	Delaware	Nov. 23, 2024
6 total touchdowns	6	Stony Brook	Oct. 5, 2024
7+ total touchdowns	7	Stony Brook	Oct. 28, 2023
Recovered onside kick	1	Maryland	Sept. 21, 2024
Defensive 2-point conv.	1	William & Mary	Oct. 28, 1995
Walk-Off Win	31-29	UAlbany	Oct. 22, 2022
Walk-Off Loss	10-13	Maine	Oct. 6, 2018

VILLANOVA RUSHING

100-199 Yards	183	David Avit	Stony Brook, 2024
200-299 Yards	214	John Robertson	Maine, 2013
300+ Yards		NEVER	
2 players 100+	126/125	Ragland/Watkins	Elon, 2023
30+ attempts	34	John Robertson	Syracuse, 2014
Consecutive 100+	2 straight	David Avit	Elon/Stony Brook, 2024
Consecutive 200+	2 straight	John Robertson	Towson/UNH, 2013
50-59 yard rush	55	Isaiah Ragland	North Carolina A&T, 2024
60-69 yard rush	65	Isaiah Ragland	Towson, 2024
70-79 yard rush	72	David Avit	Stony Brook, 2024
80-89 yard rush	83	Justin Covington	Stony Brook, 2021
90-99 yard rush	90	Mike Jones	Columbia, 1989
100+ yard rush	110	John Powers	Fordham, 1902
3 rushing TDs	3	TD Ayo-Durojaiye	Elon, 2023
4 rushing TDs	4	David Avit	Stony Brook, 2024

VILLANOVA PASSING

300-399 yards	361	Connor Watkins	Stony Brook, 2023
400+ yards	460	Brett Gordon	Delaware, 2002
40-49 attempts	40	Daniel Smith	Richmond, 2021
50+ attempts	54	Frank Jankowski	Richmond, 2005
25-29 completions	26	Daniel Smith	Richmond, 2021
30-39 completions	30	Frank Jankowski	James Madison, 2005
40+ completions	40	Brett Gordon	James Madison, 2002
3 passing TDs	3	Connor Watkins	Towson, 2023
4 passing TDs	4	Connor Watkins	Stony Brook, 2023
5 passing TDs	5	Daniel Smith	Delaware, 2019
6 passing TDs	6	Chris Boden	Delaware, 1999
Consecutive 300+	3 straight	Frank Jankowski	Penn/UNH/Rich., 2005
50-59 yard pass	56/51	Pat McQuaide	Colgate, 2025
60-69 yard pass	64	Connor Watkins	Youngstown State, 2023
70-79 yard pass	72	Connor Watkins	Hampton, 2024
80-89 yard pass	80	Connor Watkins	UAlbany, 2022
90-99 yard pass	90	Zach Bednarczyk	Bucknell, 2018
100+ yard pass		NEVER	

VILLANOVA RECEIVING

100-199 yards	124	Luke Colella	Colgate, 2025
200+ yards	236	Changa Hodge	Delaware, 2019
2 players 100+	168/128	Pringle/Sanchez	Colgate, 2023
3 players 100+	191/103/102	Pringle/Sanchez/Hayek	Stony Brook, 2023
10 receptions	10	Duquesne May	Maine, 2006
11 receptions	11	Matt Szczur	Stephen F. Austin, 2010
12-14 receptions	12	Brian White	Rutgers, 2002
15 receptions	15	Brian Westbrook	Northeastern, 1998
16 receptions	16	Brian Finneran	Youngstown State, 1997
Consecutive 100+	3 straight	Rayjuon Pringle	Stony B./UNH/Tow., 2023
50-59 yard catch	56	Lucas Kopecky	Colgate, 2025
	51	Luke Colella	Colgate, 2025
60-69 yard catch	64	Jaylan Sanchez	Youngstown State, 2023
70-79 yard catch	72	Jaylan Sanchez	Hampton, 2024
80-89 yard catch	80	Rayjuon Pringle	UAlbany, 2022
90-99 yard catch	90	Josh McGrigg	Bucknell, 2018
100+ yard catch		NEVER	
3 receiving TDs	3	Norman White	Stephen F. Austin, 2010
4 receiving TDs	4	Jaaron Hayek	Maine, 2022
5 receiving TDs	5	Mike Siani	Xavier, 1971

VILLANOVA SPECIAL TEAMS

50+ yard field goal	52	Ethan Gettman	UIW, 2024
45-49 yard field goal	49	Ethan Gettman	UIW, 2024
40-44 yard field goal	42	Ethan Gettman	Eastern Kentucky, 2024
Made 3+ field goals	3	Matthew Mercurio	S. Dakota State, 2023
Made 7+ PATs	7	William Bartel	Bucknell, 2021
Missed PAT	1	Matthew Mercurio	Stony Brook, 2023
70+ yard punt	72	Ethan Gettman	New Hampshire, 2024
60-69 yard punt	62	Ethan Gettman	Youngstown State, 2024
Kickoff return TD	100	Nowoola Awopetu	Richmond, 2019
Punt return TD	15	TD Ayo-Durojaiye	UAlbany, 2021
2+ kick return TD		NEVER	
Start game kick return TD	100	Nowoola Awopetu	Richmond, 2019
Consec. game non-off TD	2	NEVER IN FCS ERA	
2-point conversion	Rush (2x)	Connor Watkins	Monmouth, 2024
Blocked a PAT	1	John Rhodan	Rhode Island, 2023
Blocked a FG	1	Brendan Bell	Eastern Kentucky, 2024
Blocked a punt	1	Kimmel/Marshall	Delaware, 2022
TD on blocked FG	73 yards	Craig James	Stony Brook, 2013
TD on blocked punt	15 yards	TD Ayo-Durojaiye	UAlbany, 2021

VILLANOVA DEFENSE

10-14 tackles	11/10	Kimmel/Dawud	UIW, 2024
15-19 tackles	15	Brendan Bell	UIW, 2024
20+ tackles	20	Shane Hartzell	New Hampshire, 2024
5+ TFL	5.5	Greg Miller	Richmond, 2008
3+ sacks	3.5	Ed Shockley	UAlbany, 2016
2+ interceptions	2	Christian Benford	Bucknell, 2021
2 fumble recoveries	2	Chuck Smith	Richmond, 2018
3+ fumble recoveries	3	Darrell Adams	James Madison, 2004
INT return TD	1	Brendan Bell	Delaware, 2024
2 INT return TDs	20/18	Nowoola Awopetu	Richmond, 2018
Fumble return TD		Jaquan Amos	Maine, 2017
Offense/Defense TD	1/1	Brendan Bell	Delaware, 2024

VILLANOVA FOOTBALL GAME NOTES

THE LAST TIME THE OPPONENT...

OPPONENT SCORING

50-59 Points	51	New Hampshire	Oct. 2, 2004
60-69 Points	62	Army West Point	Nov. 15, 1919
70-79 Points	71	Penn State	Nov. 9, 1912
80+ Points	83	Army	Nov. 4, 1944
<10 Points	3	North Carolina A&T	Nov. 9, 2024
<7 Points	3	North Carolina A&T	Nov. 9, 2024

OPPONENT RUSHING

300-399 Yards	371	William & Mary	Nov. 12, 2022
400+ Yards	472	Army West Point	Sept. 17, 2022
<100 Yards	96	LIU	Sept. 28, 2024
<0 Yards	-12	Lehigh	Sept. 4, 2021

OPPONENT PASSING

300-399 Yards	358	Monmouth	Nov. 16, 2024
400-499 Yards	429	Penn State	Sept. 25, 2021
500+ Yards	508	Southeastern Louisiana	Nov. 30, 2019

OPPONENT TOTAL OFFENSE

500-599 Yards	502	Monmouth	Nov. 16, 2024
600-699 Yards	600	UCF	Sept. 16, 2023
700+ Yards	708	New Hampshire	Nov. 5, 1988
<200 Yards	169	North Carolina A&T	Nov. 30, 2024
<100 Yards	99	Elon	Oct. 14, 2023
30+ First Downs	31	UCF	Sept. 16, 2023

OPPONENT MISCELLANEOUS

100+ penalty yards	12-115	UAlbany	Oct. 22, 2022
2 fumbles lost	2	Delaware	Nov. 23, 2024
3+ fumbles lost	3	Rhode Island	Oct. 23, 2021
Scored a safety	1	UAlbany	Oct. 22, 2022
4+ interceptions	4	William & Mary	Oct. 30, 2021
Forced 2 fumbles	2	New Hampshire	Oct. 26, 2024
Forced 3 fumbles	3	North Carolina A&T	Oct. 7, 2023
Forced 4+ fumbles	5	UAlbany	Sept. 30, 2023
2 non-offensive touchdowns	2	James Madison	Oct. 13, 2018
2 defensive touchdowns	2	James Madison	Nov. 21, 2015
Defense/ST touchdowns	2/1	James Madison	Nov. 21, 2015
Recovered onside kick	1	New Hampshire	Nov. 4, 2023
Offense/ST TDs	KO/REC	Brandon Ravenel	James Madison, 2015
3+ TDs in a game	3	Sone Ntoh	Monmouth, 2024

OPPONENT RUSHING

100-199 yards	150	Lontrell Turner	UIW, 2024
200-299 yards	211	Jaden Shirden	Monmouth, 2022
300+ yards		NEVER	
2 players 100+	160/107	Maysonet/Coker	Stony Brook, 2012
30+ attempts	33	Khalid Abdullah	James Madison, 2016
50-59 yard rush	55	Darius Wilson	William & Mary, 2022
60-69 yard rush	66	Isaiah Davis	South Dakota State, 2023
70-79 yard rush	77	Joshua Carter	Eastern Kentucky, 2024
80-89 yard rush	85	Jayson Davis	Rhode Island, 2005
90+ yard rush	95	Wendall Williams	Rhode Island, 2003
3 rushing TDs	3	Roland Dempster	Stony Brook, 2024
4 rushing TDs	4	Kevin Brown Jr.	Rhode Island, 2021

OPPONENT PASSING

300-399 yards	358	Derek Robertson	Monmouth, 2024
400-499 yards	401	Sean Clifford	Penn State, 2021
500+ yards	538	Ricky Santos	New Hampshire, 2004
40-49 attempts	44	Mitch Davidson	Youngstown State, 2023
50+ attempts	59	Nolan Henderson	Delaware, 2022
30-39 completions	37	Nolan Henderson	Delaware, 2022
40+ completions	42	Pat Devlin	Delaware, 2009
3 passing TDs	3	Derek Robertson	Monmouth, 2024
4 passing TDs	4	Sean Clifford	Penn State, 2021
5 passing TDs	5	Pat White	West Virginia, 2008
6 passing TDs	6	Ricky Santos	New Hampshire, 2004
50-59 yard pass	59	Derek Robertson	Monmouth, 2024
60-69 yard pass	65	Nick Minicucci	Delaware, 2024
70-79 yard pass	76	Tom Flacco	Towson, 2018
80-89 yard pass	83	Sean Clifford	Penn State, 2021
90-99 yard pass	98	R.J. Archer	William & Mary, 2009
100+ yard pass		NEVER	

OPPONENT RECEIVING

100-199 yards	137	Treyvhon Saunders	Colgate, 2025
200+ yards	205	Kortez Weeks	Elon, 2017
3 players 100+	173/119/102	Turner/Schwebel/Conner	SELA, 2019
2 players 100+	148/117	Washington/Dotson	Penn State, 2021
10+ receptions	10	Treyvhon Saunders	Colgate, 2025
50-59 yard catch	59	Gavin Nelson	Monmouth, 2024
60-69 yard catch	65	Marcus Yarns	Delaware, 2024
70-79 yard catch	76	Shane Leatherbury	Towson, 2018
80-89 yard catch	83	KeAndre Lambert-Smith	Penn State, 2021
90-99 yard catch	98	Cameron Dohse	W&M, 2009
100+ yard catch		NEVER	
3+ touchdowns	3	David Ball	New Hampshire, 2005

SPECIAL TEAMS

50+ yard field goal	52	Kenny Doak	Maine, 2018
40-49 yard field goal	48	Patrick Nations	Eastern Kentucky, 2024
Made 3 field goals	3	Nick Courtney	Stony Brook, 2019
Made 4+ field goals	4	Sean Baner	Delaware, 2011
Made 7+ PATs	7	Vincenzo Rea	Monmouth, 2022
Missed PAT	1	Michael Calton Jr.	Monmouth, 2024
70+ yard punt	70	D.J. Page	N.C. A&T, 2024
60-69 yard punt	62	Clayton Taylor	Stony Brook, 2024
Kickoff return TD	94 yards	Taymon Cooke	N.C. A&T, 2023
Punt return TD	45 yards	Matthew Durrance	S. Dakota State, 2023
2 punt return TD	89/81	D'Angelo Amos	JMU, 2018
2+ kick return TD		Believed to be NEVER	
Start game kick return TD	98 yards	Brandon Ravenel	James Madison, 2015
Recovered onside kick	1		New Hampshire, 2023
2-point conversion	1	Mason Gilbert	Maine, 2024
Blocked a PAT	1	Jalen Hoyle	Stony Brook, 2023
Blocked a FG	1	John Costanza	Maine, 2024
Blocked a punt	1	Matthew Durrance	S. Dakota State, 2023
TD on blocked FG	70 yards	Devin Vaught	Maine, 2024
TD on blocked punt	45 yards	Matthew Durrance	S. Dakota State, 2023

OPPONENT DEFENSE

10-14 tackles	10	Trooper Price	Colgate, 2025
15+ tackles	15	Antwan Spencer	LIU, 2022
5+ TFL	5.0	John Daka	James Madison, 2019
3+ sacks	3.0	A.J. Simon	UAlbany, 2023
2+ interceptions	3	Victor Nelson Jr.	LIU, 2022
3 interceptions	3	Victor Nelson Jr.	LIU, 2022
2+ fumble recoveries	2	Semaj Brown	UAlbany, 2021
INT return TD		MJ Hampton	James Madison, 2019
Fumble return TD		Troy Vincent	Towson, 2018

VILLANOVA FOOTBALL GAME NOTES

CAREER HIGHS

JORDAN ADDERLEY

Points	6	Georgetown	2024
Touchdowns	1	Georgetown	2024
Rushing Attempts	7	LIU	2021
Rushing Yards	84	LIU	2021
Long Rush	33	LIU	2021
Kickoff Returns	1	Villanova	2023
Kickoff Return Yards	8	Villanova	2023
Long Kickoff Return	8	Villanova	2023
All-Purpose Yards	61	Georgetown	2024
Interceptions	1	Georgetown	2024
Long INT Return	61	Georgetown	2024
INT Return Touchdowns	1	Georgetown	2024
Tackles	6	Holy Cross	2024
Tackles For Loss	1.0	Yale	2024
Pass Breakups	2	Yale	2024
	2	Fordham	2024
	2	Georgetown	2024
Quarterback Hurries	3	Merrimack	2023

TEMI AJIROTUTU

Tackles	1	UCF	2023
---------	---	-----	------

DAVID AVIT

Points	24	Stony Brook	2024
Touchdowns	4	Stony Brook	2024
Rushing Attempts	26	Hampton	2024
Rushing Yards	183	Stony Brook	2024
Rushing Touchdowns	4	Stony Brook	2024
Long Rush	72	Stony Brook	2024
Receptions	3	Monmouth	2024
	3	Delaware	2024
Receiving Yards	75	Eastern Kentucky	2024
Long Reception	56	Eastern Kentucky	2024
Total Offense – Plays	26	Hampton	2024
Total Offense – Yards	183	Stony Brook	2024
All-Purpose Yards	183	Stony Brook	2024

JACK BARNUM

Points	14	American International	2023
Points by Kicking	14	American International	2023
PATs Made	6	Delaware State	2023
PATs Attempted	6	Delaware State	2023
Field Goals Made	3	American International	2023
	3	Yale	2024
Field Goals Attempted	3	4x	
Long Field Goal	52	LIU	2023
Punts	2	Kent State	2023
Punting Yards	73	Kent State	2023
Punting Average	36.5	Kent State	2023
Long Punt	37	Kent State	2023
Kickoffs	10	Stony Brook	2022
Kickoff Yards	432	Stony Brook	2022
Kickoff Average	61.4	Colgate	2025
Touchbacks	3	Hampton	2022
Tackles	1	Rhode Island	2022
	1	LIU	2023
	1	Robert Morris	2024

MICHAEL BENINCASA

Rushing Attempts	1	Juniata	2022
Rushing Yards	8	Juniata	2022
Long Rush	8	Juniata	2022
Passing Attempts	1	McDaniel	2022
Total Offense – Plays	1	McDaniel	2022
	1	Juniata	2022
Total Offense – Yards	8	Juniata	2022
All-Purpose Yards	8	Juniata	2022

BRANDON BINKOWSKI

Receptions	1	Colgate	2025
Receiving Yards	5	Colgate	2025
Long Reception	5	Colgate	2025

DAMILL BOSTIC

Tackles	1	Colgate	2024
---------	---	---------	------

OMARI BURSEY

Tackles	2	Colgate	2025
---------	---	---------	------

NOLAN CLAYTON

Receptions	1	Colgate	2024
	1	New Hampshire	2024
	1	Hampton	2024
Receiving Yards	15	Colgate	2024
Long Reception	15	Colgate	2024
Kickoff Returns	1	New Hampshire	2024
Kickoff Return Yards	11	New Hampshire	2024
Long Kickoff Return	11	New Hampshire	2024
All-Purpose Yards	15	Colgate	2024

CHRIS COLBY

Receptions	4	Monmouth	2024
Receiving Yards	56	Monmouth	2024
Long Reception	24	Maryland	2024
All-Purpose Yards	56	Monmouth	2024

LUKE COLELLA

Points	12	Yale	2023
Touchdowns	2	Yale	2023
Rushing Attempts	1	Harvard	2024
	1	Dartmouth	2024
	1	Penn	2024
Rushing Yards	7	Dartmouth	2024
Long Rush	7	Dartmouth	2024
Receptions	7	Columbia	2023
	7	Yale	2023
Receiving Yards	124	Colgate	2025
Receiving Touchdowns	2	Yale	2023
Long Reception	75	Yale	2023
Total Offense – Plays	1	Harvard	2024
	1	Dartmouth	2024
	1	Penn	2024
Total Offense – Yards	7	Penn	2024
All-Purpose Yards	124	Colgate	2025
Tackles	1	Lehigh	2022
	1	Harvard	2022
	1	Harvard	2024

VILLANOVA FOOTBALL GAME NOTES

CAREER HIGHS

ZAHMIR DAWUD

All-Purpose Yards	2	Youngstown State	2024
Interceptions	1	Youngstown State	2024
	1	Stony Brook	2024
Long INT Return	2	Youngstown State	2024
Tackles	10	UIW	2024
Tackles For Loss	1.0	Colgate	2024
	1.0	Hampton	2024
	1.0	Eastern Kentucky	2024
Forced Fumbles	1	Youngstown State	2024
	1	UIW	2024
Pass Breakups	2	Colgate	2025

NEWTON ESSIEM

Tackles	4	UIW	2024
Pass Breakups	1	Delaware	2024
	1	UIW	2024

KYLE FAY

Tackles	1	New Hampshire	2024
---------	---	---------------	------

JULIAN GLANTZ

Rushing Attempts	2	Stony Brook	2023
Rushing Yards	9	Maine	2022
Long Rush	9	Maine	2022
Receptions	1	Stony Brook	2023
Receiving Yards	-3	Stony Brook	2023
Long Reception	-3	Stony Brook	2023
Total Offense — Plays	2	Stony Brook	2023
Total Offense — Yards	9	Maine	2022
Kickoff Returns	1	Monmouth	2024
	1	UIW	2024
Kickoff Return Yards	17	Monmouth	2024
Long Kickoff Return	17	Monmouth	2024
All-Purpose Yards	17	Monmouth	2024
Tackles	1	6x	

JASON HALL

Kickoff Returns	1	Towson	2023
Kickoff Return Yards	0	Towson	2023
Long Kickoff Return	0	Towson	2023
Tackles	2	Eastern Kentucky	2024
Tackles For Loss	1.0	Eastern Kentucky	2024
Quarterback Hurries	1	Colgate	2025

SHANE HARTZELL

All-Purpose Yards	19	New Hampshire	2023
Interceptions	1	New Hampshire	2023
Long INT Return	19	New Hampshire	2023
Tackles	20	New Hampshire	2024
Tackles For Loss	2.0	5x	
Sacks	2.0	North Carolina A&T	2024
Forced Fumbles	1	LIU	2022
	1	Maryland	2024
	1	Delaware	2024
Fumble Recoveries	1	LIU	2024
Long Fumble Return	18	LIU	2024
Pass Breakups	1	5x	
Quarterback Hurries	3	Youngstown State	2023
	3	Delaware	2024

ANTHONY HAWKINS

Tackles	4	Colgate	2025
Pass Breakups	1	Colgate	2025

NATE HILL

Receptions	1	Rhode Island	2023
	1	Maryland	2024
Receiving Yards	6	Rhode Island	2023
	6	Maryland	2024
Long Reception	6	Rhode Island	2023
	6	Maryland	2024
All-Purpose Yards	6	Rhode Island	2023
	6	Maryland	2024

AYDEN HOWARD

Tackles	6	Maryland	2024
	6	Delaware	2024
Tackles For Loss	1.5	Lehigh	2023
Sacks	1.0	Youngstown State	2024
Forced Fumbles	1	UIW	2024
Pass Breakups	1	Towson	2023
	1	Colgate	2024
Quarterback Hurries	1	4x	

TURNER INGE

Tackles	6	Maine	2024
	6	Colgate	2025
Tackles For Loss	2.0	Rhode Island	2023
Sacks	1.0	Stony Brook	2023

ANTONIO JOHNSON

Points	6	Colgate	2023
Touchdowns	1	Colgate	2023
Receptions	3	Colgate	2025
Receiving Yards	40	Youngstown State	2023
Receiving Touchdowns	1	Colgate	2023
Long Reception	34	Youngstown State	2023
All-Purpose Yards	40	Youngstown State	2023
Tackles	1	UCF	2023

COLIN KENNEDY

Tackles	3	Stony Brook	2023
---------	---	-------------	------

MIKE KENNEDY

Tackles	2	Hampton	2024
---------	---	---------	------

RICHIE KIMMEL

Punt Returns	1	Delaware	2022
Punt Return Yards	16	Delaware	2022
Long Punt Return	16	Delaware	2022
All-Purpose Yards	16	Delaware	2022
Interceptions	1	Youngstown State	2024
Long INT Return	0	Youngstown State	2024
Tackles	11	UIW	2024
Tackles For Loss	1.5	New Hampshire	2023
Sacks	1.0	Delaware	2024
Forced Fumbles	1	Eastern Kentucky	2024
Fumble Recoveries	1	Lehigh	2023
	1	Youngstown State	2024
Long Fumble Return	1	Youngstown State	2024
Pass Breakups	2	LIU	2024
Quarterback Hurries	1	4x	
Blocked Kicks (Punt)	1	Delaware	2022

VILLANOVA FOOTBALL GAME NOTES

CAREER HIGHS

LUCAS KOPECKY

Points	6	Stony Brook	2024
	6	New Hampshire	2024
	6	Colgate	2025
Touchdowns	1	Stony Brook	2024
	1	New Hampshire	2024
	1	Colgate	2025
Receptions	6	Eastern Kentucky	2024
Receiving Yards	98	Colgate	2025
Receiving Touchdowns	1	Stony Brook	2024
	1	New Hampshire	2024
	1	Colgate	2025
Long Reception	56	Colgate	2025
All-Purpose Yards	98	Colgate	2025

LUKE LARSEN

Rushing Attempts	1	SMU	2020
	1	Navy	2023
Rushing Yards	25	SMU	2020
Long Rush	25	SMU	2020
Punts	11	SMU	2023
Punting Yards	434	SMU	2023
Punting Average	46.7	Tulane	2020
Long Punt	56	Charlotte	2023
Fair Catches	6	SMU	2023
Inside 20-Yard Line	4	Charlotte	2023

DALE LAW

Tackles	1	Lehigh	2023
	1	Stony Brook	2023

JA'BRIEL MACE

Points	6	Stony Brook	2024
Touchdowns	1	Stony Brook	2024
Rushing Attempts	13	Towson	2023
	13	Stony Brook	2024
Rushing Yards	76	Towson	2023
Rushing Touchdowns	1	Stony Brook	2024
Long Rush	28	Towson	2023
Receptions	2	Colgate	2024
	2	Maine	2024
Receiving Yards	35	Youngstown State	2024
Long Reception	35	Youngstown State	2024
Total Offense – Plays	13	Towson	2023
	13	Stony Brook	2024
Total Offense – Yards	76	Towson	2023
Kickoff Returns	4	Eastern Kentucky	2024
Kickoff Return Yards	105	Eastern Kentucky	2024
Long Kickoff Return	50	Monmouth	2024
All-Purpose Yards	109	Eastern Kentucky	2024

TANNER MADDOCKS

Points	6	Maryland	2024
	6	Maine	2024
Touchdowns	1	Maryland	2024
	1	Maine	2024
Rushing Attempts	4	Maine	2024
Rushing Yards	12	Stony Brook	2023
Rushing Touchdowns	1	Maryland	2024
	1	Maine	2024
Long Rush	17	Maine	2024
Passing Attempts	9	Maine	2024
Completions	4	Stony Brook	2023
	4	Maryland	2024
	4	Maine	2024
Passing Yards	62	Maine	2024
Long Pass	40	Stony Brook	2023
Total Offense – Plays	13	Maine	2024
Total Offense – Yards	71	Maine	2024
Punt Returns	3	Hampton	2024
Punt Return Yards	29	Hampton	2024
Long Punt Return	22	Stony Brook	2024
All-Purpose Yards	29	Hampton	2024

CAPRI MARTIN

Tackles	5	Stony Brook	2023
	5	Towson	2024
Tackles For Loss	1.0	Towson	2024
	1.0	Stony Brook	2024
	1.0	Monmouth	2024
Sacks	1.0	Towson	2024
Forced Fumbles	1	Towson	2024
Quarterback Hurries	1	4x	

PAT MCQUAIDE

Points	6	4x	
Touchdowns	1	4x	
Rushing Attempts	12	Louisiana Tech	2024
	12	Stephen F. Austin	2024
Rushing Yards	41	Colgate	2025
Rushing Touchdowns	1	5x	
Long Rush	28	Colgate	2025
Passing Attempts	53	Southeast Missouri State	2023
Completions	27	Tulane	2023
	27	Stephen F. Austin	2024
Passing Yards	345	Southeast Missouri State	2023
Passing Touchdowns	4	Southern	2024
Long Pass	88	Southeast Missouri State	2023
Interceptions	4	Tulane	2023
Receptions	1	UIW	2024
Receiving Yards	-16	UIW	2024
Long Reception	-16	UIW	2024
Total Offense – Plays	62	Stephen F. Austin	2024
Total Offense – Yards	347	Southeast Missouri State	2023
All-Purpose Yards	41	Colgate	2025
Tackles	1	Southeast Missouri State	2023
	1	Southern Illinois	2023

VILLANOVA FOOTBALL GAME NOTES

CAREER HIGHS

NIGEL MCSWEEN

Tackles	6	Hampton	2024
	6	Colgate	2025
Tackles For Loss	1.0	5x	
Sacks	1.0	Towson	2024
	1.0	Stony Brook	2024
	1.0	Delaware	2024
Pass Breakups	1	Stony Brook	2024
Quarterback Hurries	2	Stony Brook	2024

KENYON MILES

Points	6	Delaware	2024
Touchdowns	1	Delaware	2024
Receptions	2	4x	
Receiving Yards	36	Delaware	2024
Receiving Touchdowns	1	Delaware	2024
Long Reception	36	Delaware	2024
All-Purpose Yards	36	Delaware	2024

KALEB MOODY

Points	6	Columbia	2023
Touchdowns	1	Columbia	2023
Punt Returns	1	Columbia	2023
Punt Return Yards	24	Columbia	2023
Long Punt Return	10	Columbia	2023
Interceptions	2	Columbia	2023
Long INT Return	0	Columbia	2023
All-Purpose Yards	24	Columbia	2023
Tackles	10	Brown	2023
Tackles For Loss	1.5	Dartmouth	2023
Sacks	1.0	Dartmouth	2023
Forced Fumbles	1	Dartmouth	2023
Pass Breakups	2	St. Thomas (Minn.)	2023
	2	Penn	2023
Blocked Kicks (Punt)	2	Merrimack	2022

DANIEL MUELLER

Kickoffs	1	Lehigh	2023
Kickoff Yards	53	Lehigh	2023
Kickoff Average	53.0	Lehigh	2023

IVAN MURRAY

Tackles	1	Maryland	2024
	1	LIU	2024
	1	Colgate	2025

OBINNA NWOBODO

Tackles	6	Hampton	2024
Tackles For Loss	2.0	UIW	2024
Sacks	1.0	Delaware	2024
Forced Fumbles	1	Delaware	2024
Pass Breakups	1	Monmouth	2024
	1	Delaware	2024
Quarterback Hurries	1	4x	
Blocked Kicks (Field Goal)	1	Towson	2024

UGO NWOTITE

Tackles	1	North Carolina A&T	2024
Quarterback Hurries	2	Colgate	2025

JOSH OLUREMI

Tackles	1	7x	
---------	---	----	--

ISAIAH RAGLAND

Points	12	LIU	2024
Touchdowns	2	LIU	2024
Rushing Attempts	17	Towson	2024
Rushing Yards	141	Towson	2024
Rushing Touchdowns	2	LIU	2024
Long Rush	65	Towson	2024
Receptions	2	Colgate	2024
	2	Maryland	2024
	2	North Carolina A&T	2024
Receiving Yards	30	Maryland	2024
Long Reception	24	Maryland	2024
Total Offense – Plays	17	Towson	2024
Total Offense – Yards	141	Towson	2024
All-Purpose Yards	141	Towson	2024

GARRETT ROGAN

Tackles	4	Colgate	2025
Pass Breakups	1	Colgate	2025

CHRISTIAN SAPP

Kickoff Returns	4	Towson	2024
Kickoff Return Yards	64	Towson	2024
Long Kickoff Return	42	Youngstown State	2024
All-Purpose Yards	64	Towson	2024
Interceptions	1	New Hampshire	2023
	1	Youngstown State	2023
	1	Colgate	2024
Long INT Return	0	New Hampshire	2023
	0	Youngstown State	2023
	0	Colgate	2024
Tackles	6	Towson	2024
Tackles For Loss	1.0	6x	
Pass Breakups	2	Colgate	2025
Forced Fumbles	1	UCF	2023

ELI SMITH

Rushing Attempts	7	Maine	2022
	7	William & Mary	2022
Rushing Yards	48	William & Mary	2022
Long Rush	18	William & Mary	2022
Receptions	1	William & Mary	2022
	1	Maine	2024
Receiving Yards	21	Maine	2024
Long Reception	21	Maine	2024
Total Offense – Plays	7	Maine	2022
	7	William & Mary	2022
Total Offense – Yards	48	William & Mary	2022
All-Purpose Yards	50	William & Mary	2022

JR STRAUSS

Tackles	8	Colgate	2025
Tackles For Loss	1.0	North Carolina A&T	2023
Sacks	0.5	Colgate	2025
Pass Breakups	1	Colgate	2025
Blocked Kicks (Field Goal)	1	Towson	2024

VILLANOVA FOOTBALL GAME NOTES

CAREER HIGHS

JULIAN TALLEY

All-Purpose Yards	0	Cornell	2024
Interceptions	1	Cornell	2024
Long INT Return	0	Cornell	2024
Tackles	13	Columbia	2024
Tackles For Loss	3.0	Columbia	2024
Sacks	2.0	Columbia	2024
Pass Breakups	1	Cornell	2023
	1	Bucknell	2024
	1	Colgate	2025
Quarterback Hurries	1	Yale	2024
	1	Harvard	2024

JAMIE TYSON

Tackles	2	Colgate	2025
---------	---	---------	------

STEPHANE VOLTAIRE

Tackles	1	New Hampshire	2023
---------	---	---------------	------

JAYVONT WILLIAMS

Tackles	1	South Dakota State	2023
	1	Stony Brook	2024
	1	UIW	2024

ISAIAH WRIGHT

Points	6	Stony Brook	2023
Touchdowns	1	Stony Brook	2023
Rushing Attempts	6	Colgate	2024
Rushing Yards	31	Stony Brook	2024
Rushing Touchdowns	1	Stony Brook	2023
Long Rush	25	Stony Brook	2024
Receptions	1	Maine	2024
Receiving Yards	5	Maine	2024
Long Reception	5	Maine	2024
Total Offense — Plays	6	Colgate	2024
Total Offense — Yards	31	Stony Brook	2024
Kickoff Returns	1	LIU	2024
Kickoff Return Yards	31	LIU	2024
Long Kickoff Return	31	LIU	2024
All-Purpose Yards	31	LIU	2024
Tackles	1	UIW	2024
Pass Breakups	1	UIW	2024

JON WYATT

Tackles	3	Colgate	2024
Tackles For Loss	0.5	Colgate	2024
Pass Breakups	1	Lehigh	2023
	1	Stony Brook	2023



**2025-26 Villanova Football
Game Results
All games**

Page 1/1
as of Sep 07, 2025

Team Results

Date	Opponent		Score	Overall	Conf	Time	Attend
09/06/2025	Colgate	W	24-17	1-0	0-0	2:43	4151



2025-26 Villanova Football
Overall Team Statistics
All games

Page 1/2
as of Sep 07, 2025

Team Statistics

	VU	OPP
Scoring	24	17
Points per game	24.0	17.0
Points Off Turnovers	0	0
First Downs	18	17
Rushing	7	6
Passing	11	10
Penalty	0	1
Rushing Yardage	117	111
Yards gained rushing	144	117
Yards lost rushing	27	6
Rushing attempts	35	26
Average per rush	3.3	4.3
Average per game	117.0	111.0
TDs Rushing	2	0
Passing Yardage	299	239
Comp-Att-Int	18-28-0	15-30-0
Average per pass	10.7	8.0
Average per catch	16.6	15.9
Average per game	299.0	239.0
TDs Passing	1	2
Total offense	416	350
Total plays	63	56
Average per play	6.6	6.3
Average per game	416.0	350.0
Kick returns: #-Yards	3-68	1-24
Punt returns: #-Yards	0-0	1-11
Int returns: #-Yards	0-0	0-0
Kick return average	22.7	24.0
Punt return average	0.0	11.0
Int return average	0.0	0.0
Fumbles-Lost	1-0	0-0
Penalties-Yards	2-15	3-20
Average per game	15.0	20.0
Punts-Yards	5-198	6-261
Average per punt	39.6	43.5
Net punt average	33.4	40.2
Kickoffs-Yards	5-307	4-240
Average per kick	61.4	60.0
Net kick average	37.4	36.8
Time of possession / game	33:04	26:56
3rd-down conversion	6/13	5/13
3rd-down pct	46%	38%
4th-down conversion	1/1	0/0



2025-26 Villanova Football
Overall Team Statistics
All games

Page 2/2
as of Sep 07, 2025

	VU	OPP
4th-down pct	100%	0%
Sacks by-Yards	1-2	0-0
Misc Yards	0	0
Touchdowns scored	3	2
Field goals - attempts	1-1	1-2
On-Side kicks	0-0	0-0
Red-zone scores	(2-2) 100%	(1-1) 100%
Red-zone touchdowns	(1-2) 50%	(0-1) 0%
PAT-attempts	(3-3) 100%	(2-2) 100%
2-point conversion-attempts	(0-0) 0%	(0-0) 0%
Attendance	4151	0
Games / Avg per game	1/4151	0/0
Neutral site games	-	0/0

Score by Periods

Team	1st	2nd	3rd	4th	OT	TOT
Villanova	7	7	10	0	0	24
Opponents	0	10	7	0	0	17



2025-26 Villanova Football Individual Statistics All games

Page 1/2
as of Sep 07, 2025

Rushing

Player	gp	att	gain	loss	net	avg	td	lg	avg/g
David Avit	1	15	65	16	49	3.3	0	18	49.0
Pat McQuaide	1	3	41	0	41	13.7	1	28	41.0
Isaiah Ragland	1	13	35	9	26	2.0	1	14	26.0
Ja'briel Mace	1	2	3	0	3	1.5	0	3	3.0
Team	1	2	0	2	-2	-1.0	0	0	-2.0
Total	1	35	144	27	117	3.3	2	28	117.0
Opponents	1	26	117	6	111	4.3	0	31	111.0

Punt Returns

Player	no.	yds	avg	td	lg
Total	0	0	0.0	0	0
Opponents	1	11	11.0	0	11

Interceptions

Player	no.	yds	avg	td	lg
Total	0	0	0.0	0	0
Opponents	0	0	0.0	0	0

Passing

Player	gp	effic	comp-att-int	pct	yds	td	lg	avg/g
Pat McQuaide	1	165.8	18-28-0	64.3	299	1	56	299.0
Total	1	165.8	18-28-0	64.3	299	1	56	299.0
Opponents	1	138.9	15-30-0	50.0	239	2	32	239.0

Kick Returns

Player	no.	yds	avg	td	lg
Ja'briel Mace	3	68	22.7	0	26
Total	3	68	22.7	0	26
Opponents	1	24	24.0	0	24

Receiving

Player	gp	no.	yds	avg	td	lg	avg/g
Luke Colella	1	5	124	24.8	0	51	124.0
Lucas Kopecky	1	5	98	19.6	1	56	98.0
Antonio Johnson	1	3	19	6.3	0	7	19.0
Chris Colby	1	2	33	16.5	0	22	33.0
Isaiah Ragland	1	1	12	12.0	0	12	12.0
David Avit	1	1	8	8.0	0	8	8.0
Brandon Binkowski	1	1	5	5.0	0	5	5.0
Total	1	18	299	16.6	1	56	299.0
Opponents	1	15	239	15.9	2	32	239.0

Fumbles Recovered

Player	no.	yds	avg	td	lg
Total	0	0	0.0	0	0
Opponents	0	0	0.0	0	0

Scoring

		PAT								
Player	td	fg	kick	rush	rcv	pass	dxp	saf	pts	
Pat McQuaide	1	-	-	-	-	-	-	-	6	
Jack Barnum	-	1-1	3-3	-	-	-	-	-	6	
Isaiah Ragland	1	-	-	-	-	-	-	-	6	
Lucas Kopecky	1	-	-	-	-	-	-	-	6	
Total	3	1-1	3-3	0	0	0	0	0	24	
Opponents	2	1-2	2-2	0	0	0	0	0	17	

Total Offense

Player	g	plays	rush	pass	total	avg/g
Pat McQuaide	1	31	41	299	340	340.0
David Avit	1	15	49	0	49	49.0
Isaiah Ragland	1	13	26	0	26	26.0
Ja'briel Mace	1	2	3	0	3	3.0
Team	1	0	-2	0	-2	-2.0
Total	1	63	117	299	416	416.0
Opponents	1	56	111	239	350	350.0

Field Goals

Player	fg	pct.	01-19	20-29	30-39	40-49	50-99	lg	blk
Jack Barnum	1-1	100.0	0-0	0-0	1-1	0-0	0-0	39	0
Opponents	1-2	50.0	0-0	1-1	0-0	0-1	0-0	23	0

Punting

Player	no.	yds	avg	lg	tb	fc	i20	50+	blk
Luke Larsen	5	198	39.6	50	1	0	2	1	0
Total	5	198	39.6	50	1	0	2	1	0
Opponents	6	261	43.5	48	1	1	1	0	0

FG Sequence

Team Name	Villanova	Opponents
Colgate	(39)	44,(23)

Numbers in (parentheses) indicate field goal was made

Kickoffs

Player	no.	yds	avg	tb	ob	retn	net	ydl
Jack Barnum	5	307	61.4	1	1			
Total	5	307	61.4	1	1	1	37.4	27
Opponents	4	240	60.0	1	0	3	36.8	28



2025-26 Villanova Football
Individual Statistics
All games

Page 2/2
as of Sep 07, 2025

All Purpose

Player	g	rush	rcv	pr	kr	ir	total	avg/g
Luke Colella	1	0	124	0	0	0	124	124.0
Lucas Kopecky	1	0	98	0	0	0	98	98.0
Ja'briel Mace	1	3	0	0	68	0	71	71.0
David Avit	1	49	8	0	0	0	57	57.0
Pat McQuaide	1	41	0	0	0	0	41	41.0
Isaiah Ragland	1	26	12	0	0	0	38	38.0
Chris Colby	1	0	33	0	0	0	33	33.0
Antonio Johnson	1	0	19	0	0	0	19	19.0
Brandon Binkowski	1	0	5	0	0	0	5	5.0
Team	1	-2	0	0	0	0	-2	-2.0
Total	1	117	299	0	68	0	484	484.0
Opponents	1	111	239	11	24	0	385	385.0



2025-26 Villanova Football
Overall Defense Statistics
All games

Page 1/1
as of Sep 07, 2025

Team Defense

			Tackles				Sacks	Pass defense			Fumbles		blkd	
##	Player	gp	ua	a	tot	tfl/yds	no-yds	int-yds	brup	qbh	fr-yds	ff	kick	saf
10	JR Strauss	1	2	6	8	0.5-1	0.5-1	.	1
92	Nigel McSween	1	.	6	6	1-2
31	Shane Hartzell	1	2	4	6
5	Turner Inge	1	3	3	6	0.5-0
91	Ayden Howard	1	.	4	4
27	Anthony Hawkins	1	3	1	4	.	.	.	1
0	Capri Martin	1	1	3	4	0.5-2
41	Garrett Rogan	1	2	2	4	.	.	.	1
22	Christian Sapp	1	2	2	4	.	.	.	2
2	Zahmir Dawud	1	2	1	3	.	.	.	2
32	Omari Bursey	1	.	3	3
98	Obinna Nwobodo	1	1	2	3	0.5-1	0.5-1
4	Jordan Adderley	1	2	.	2
23	Jamie Tyson	1	1	1	2
12	Colin Kennedy	1	.	1	1
94	Ivan Murray	1	.	1	1
11	Jason Hall	1	1
7	Julian Talley	1	1
96	Ugo Nwotite	1	2
Totals		1	21	40	61	3-6	1-2	0-0	8	3	0-0	0	0	0
Opponents		1	28	42	70	7-25	0-0	0-0	1	2	0-0	1	0	0



2025-26 Villanova Football
Team Game-by-Game
All games

Page 1/1
as of Sep 07, 2025

		Rushing				Receiving				Passing				Kick Returns				Punt Returns				tot			
Date	Opponent	no.	yds	td	lg	no.	yds	td	lg	cmp	att	int	yds	td	lg	no.	yds	td	lg	no.	yds	td	lg	off	
09/06/2025	Colgate	35	117	2	28	18	299	1	56	18-28-0				299	1	56	3	68	0	26	0	0	0	0	416
Villanova		35	117	2	28	18	299	1	56	18-28-0				299	1	56	3	68	0	26	0	0	0	0	416
Opponents		26	111	0	31	15	239	2	32	15-30-0				239	2	32	1	24	0	24	1	11	0	11	350

Villanova Averages

Games	Avg/ rush	Avg/ catch	Pass effic	KR avg	PR avg	All purpose avg/game	Total offense avg/game
1	3.3	16.6	165.8	22.7	0.0	484.0	416.0

		Tackles				Sacks	Fumble		Pass Defense			blkd	PAT attempts			off		
Date	Opponent	ua	a	total	tfl-yds	no-yds	ff	fr-yds	int-yds	qbh	brup	kick	kick	rush	rcv	saf	t/o	pts
09/06/2025	Colgate	21	40	61	3.0-6	1-2	0	0-0	0-0	3	8	0	3-3	0	0	0	0	24
Villanova		21	40	61	3.0-6	1-2	0	0-0	0-0	3	8	0	3-3	0	0	0	0	24
Opponents		28	42	70	7.0-25	0-0	1	0-0	0-0	2	1	0	2-2	0	0	0	0	17

Date	Opponent	Punting										Field Goals			Kickoffs				
		no.	yds	avg	long	blkd	tb	fc	50+	i20	md-att	long	blkd	no.	yds	avg	tb	ob	
09/06/2025	Colgate	5	198	39.6	50	0	1	0	1	2	1-1	39	0	5	307	61.4	1	1	
Villanova		5	198	39.6	50	0	1	0	1	2	1-1	39	0	5	307	61.4	1	1	
Opponents		6	261	43.5	48	0	1	1	0	1	1-2	23	0	4	240	60.0	1	0	



2025-26 Villanova Football
Opponents Game-by-Game
All games

Page 1/1
as of Sep 07, 2025

Date	Opponent	Rushing				Receiving				Passing				Kick Returns				Punt Returns				tot			
		no.	yds	td	lg	no.	yds	td	lg	cmp	att	int	yds	td	lg	no.	yds	td	lg	no.	yds	td	lg	off	
09/06/2025	Colgate	26	111	0	31	15	239	2	32	15-30-0				239	2	32	1	24	0	24	1	11	0	11	350
Opponents		26	111	0	31	15	239	2	32	15-30-0				239	2	32	1	24	0	24	1	11	0	11	350
Villanova		35	117	2	28	18	299	1	56	18-28-0				299	1	56	3	68	0	26	0	0	0	0	416

Opponents Averages

Games	Avg/ rush	Avg/ catch	Pass effc	KR avg	PR avg	All purpose avg/game	Total offense avg/game
1	4.3	15.9	138.9	24.0	11.0	385.0	350.0

		Tackles				Sacks	Fumble		Pass Defense			blkd	PAT attempts			off		
Date	Opponent	ua	a	total	tfl-yds	no-yds	ff	fr-yds	int-yds	qbh	brup	kick	kick	rush	rcv	saf	t/o	pts
09/06/2025	Colgate	28	42	70	7.0-25	0-0	1	0-0	0-0	2	1	0	2-2	0	0	0	0	17
Opponents		28	42	70	7.0-25	0-0	1	0-0	0-0	2	1	0	2-2	0	0	0	0	17
Villanova		21	40	61	3.0-6	1-2	0	0-0	0-0	3	8	0	3-3	0	0	0	0	24

		Punting										Field Goals			Kickoffs				
Date	Opponent	no.	yds	avg	long	blkd	tb	fc	50+	i20	md-att	long	blkd	no.	yds	avg	tb	ob	
09/06/2025	Colgate	6	261	43.5	48	0	1	1	0	1	1-2	23	0	4	240	60.0	1	0	
Opponents		6	261	43.5	48	0	1	1	0	1	1-2	23	0	4	240	60.0	1	0	
Villanova		5	198	39.6	50	0	1	0	1	2	1-1	39	0	5	307	61.4	1	1	



2025-26 Villanova Football
Team Game-by-Game Comparison
All games

Page 1/1
as of Sep 07, 2025

Opponent	Score	First Downs				Rushing Number-Yards	Passing		Total Offense Plays-Yards	Return Yards	Turn- Overs
		Total	Rush	Pass	Pen		Comp-Att.-Int	Yards			
Colgate	24-17	18 / 17	7 / 6	11 / 10	0 / 1	35-117 / 26-111	18-28-0 / 15-30-0	299 / 239	63-416 / 56-350	68 / 35	0 / 0
Totals	24-17	18 / 17	7 / 6	11 / 10	0 / 1	35-117 / 26-111	18-28-0 / 15-30-0	299 / 239	63-416 / 56-350	68 / 35	0 / 0

Opponents	3rd Down	4th Down	Time of	TOP	Avg	Avg	Avg	Punting	Penalties	Sacks
	Conversion	Conversion	Possession	Margin	Yds/Rush	Yds/Pass	Yds/Play	Number-Avg	Number-Yards	
Colgate	6-13 / 5-13	1-1 / 0-0	33:04 / 26:56	06:08	3.3 / 4.3	10.7 / 8.0	6.6 / 6.3	5-39.6 / 6-43.5	2-15.0 / 3-20.0	1 / 0
Totals	6-13 / 5-13	1-1 / 0-0	33:04 / 26:56	06:08	3.3 / 4.3	10.7 / 8.0	6.6 / 6.3	5-39.6 / 6-43.5	2-15.0 / 3-20.0	1 / 0

Note: Game totals are displayed in the format TEAM/OPPONENT for each category