

# VILLANOVA FOOTBALL GAME NOTES

## GAMEDAY

Date	October 4, 2025
Time	1:00 PM
Venue	Wildcat Stadium
Capacity	11,015

## LIVE COVERAGE

### TV

#### FloCollege

Joe Weil (Play By Play)

Ben Atlsheer (Analyst)

### RADIO

#### Villanova Sports Radio Network

AM 1480, FM 102.5, FM 104.1 (Trenton)

Ryan Fannon (Play By Play)

Steve Pinone (Analyst)

## ALL-TIME SERIES

### NEW HAMPSHIRE LEADS 14-13

First Meeting	1988
First Villanova Win	1990 (10-7)
First New Hampshire Win	1988 (58-7)

Last Meeting	2024
Last Villanova Win	2024 (14-6)
Last New Hampshire Win	2019 (28-20)

Mark Ferrante vs. New Hampshire	2-2
Rick Santos vs. Villanova	0-2

at Villanova	7-6
at New Hampshire	6-8
CAA Football	12-14

Current Streak	W2 (2023, 2024)
Longest Streak	W6 (1997, 1999, 2000, 2001, 2002, 2003)

## THE MATCHUP



### VILLANOVA

Nickname	Wildcats
Conference	CAA Football
Record	2-2 (1-1 CAA)
Stats Perform FCS Poll	#19
AFCA FCS Coaches Poll	#18
Head Coach	Mark Ferrante
Career Record	59-35
Villanova Record	59-35
Location	Villanova, Pa.
Founded	1842
Enrollment	6,584
Colors	Blue and White



### NEW HAMPSHIRE

Nickname	Wildcats
Conference	CAA Football
Record	3-2 (1-0 CAA)
Stats Perform FCS Poll	rv
AFCA FCS Coaches Poll	rv
Head Coach	Rick Santos
Career Record	32-21
New Hampshire Record	32-21
Location	Durham, N.H.
Founded	1866
Enrollment	15,177
Colors	Blue and White

## VILLANOVA SCHEDULE

Date	Opponent	Location	Time/Result	Att.
9.6	Colgate	Villanova, Pa.	W, 24-17	4,151
9.13	@ (No. 2/2) Penn State	University Park, Pa.	L, 6-52	109,516
9.20	@ (No. 21/18) Monmouth (CAA)	West Long Branch, N.J.	L, 33-51	4,200
9.27	William & Mary (CAA)	Villanova, Pa.	W, 31-24	6,493
10.4	@ New Hampshire (CAA)	Durham, N.H.	1:00 PM	FloCollege
10.11	@ Elon (CAA)	Elon, N.C.	2:00 PM	FloCollege
10.18	Hampton (CAA)	Villanova, Pa.	1:00 PM	FloCollege
10.25	UAlbany (CAA)	Villanova, Pa.	3:30 PM	FloCollege
11.8	@ Towson (CAA)	Towson, Md.	1:00 PM	FloCollege
11.15	Stony Brook (CAA)	Villanova, Pa.	1:00 PM	FloCollege
11.22	Sacred Heart	Villanova, Pa.	1:00 PM	FloCollege

## TODAY'S GAME

■ Villanova travels to New Hampshire this week for a 1 p.m. kickoff on Saturday. The game comes in the middle of a stretch in which the Wildcats are playing four of five games on the road. The exception in the five-game span came last week when VU tallied a 31-24 home victory over William & Mary.

■ Last week's win over William & Mary was the 18th straight home win for the Wildcats. It is the second longest active home winning streak in the FCS (South Dakota State, 32).

■ Sophomore running back **David Avit** has been in top form over the last two weeks against Monmouth and William & Mary. In the two-game stretch, he has carried the ball 35 times for 268 yards and six touchdowns. He scored three touchdowns in each game and has increased his career rushing totals to 1,293 yards and 15 scores in just 18 career games. His 370 rushing yards on the season rank 25th in the country, while his six rushing touchdowns are the most in the CAA and tied for ninth in the national stats.

■ Villanova earned its first two weekly honors of the season this week as junior **Ja'briel Mace** was named the CAA Special Teams Player of the Week and senior **Shane Hartzell** was the CAA Defensive Player of the Week. Mace had a 100-yard kickoff return for a touchdown in last week's win over William & Mary to notch the eighth play of at least 100 yards in school history. Hartzell had a game-high 10 tackles last week, including a career-high 4.0 tackles for loss which is the most by any CAA player this season.

# VILLANOVA FOOTBALL GAME NOTES

## QUICK FACTS

### Villanova University

Location	Villanova, Pa.
Founded	1842
Enrollment	6,584
President	Rev. Peter M. Donohue, O.S.A.
Athletic Director	Eric Roedl
Colors	Blue and White
Nickname	Wildcats

### Athletics History

Team National Championships	21
Individual National Champions	120
Team Conference Championships	129

### Villanova Football

Affiliation	FCS
Conference	CAA Football
First Year	1894
All-Time Record	671-508-41 (.567)
Bowl Games	5
FCS Playoff Appearances	16
Last Playoff Appearance	2024
National Championships	1

### Head Coach

Head Coach	Mark Ferrante
Years at Villanova	35
Years as Head Coach	Sixth Season
Career Record	59-35 (.628)

### Stadium

Stadium	Villanova Stadium
Capacity	12,000
Surface	Astroplay (artificial grass)
Press Box Phone	610-519-5290
All-Time Record	273-112-5 (.706)

### Award Winners

Walter Payton Awards	3
Jerry Rice Awards	1
First Team All-Americans	31
Major Conference Awards	22
All-Conference Honorees	351
Academic All-Americans	14
CAA Football Scholar-Athletes of the Year	4
Academic All-Conference Honorees	837

### 2025 Team Information

Offensive Formation	Multiple
Defensive Formation	Multiple
Letterwinners Returning	70
Letterwinners Lost	23
Offensive Starters Returning/Lost	8/3
Defensive Starters Returning/Lost	5/6
Specialists Returning/Lost	3/2
2024 Overall Record	10-4
2024 Conference Record	6-2

## VILLANOVA NOTEBOOK

### TODAY'S GAME

- Villanova heads back on the road this week for a 1 p.m. kickoff at New Hampshire on Saturday afternoon. It is the third road game in the last four weeks for the Wildcats, who will travel again next week (to Elon) before eventually settling in to play four of its final five regular season games at home. Saturday's game at New Hampshire will stream live on FloCollege while the radio broadcast with **Ryan Fannon** and **Steve Pinone** airs on the Villanova Sports Radio Network. The call can be heard on Fox Sports Radio Philly which is accessible on mobile devices via the iHeart radio app.

### ABOUT VILLANOVA

- Villanova tallied its first conference win of the season last week with a 31-24 triumph over William & Mary. The victory evened the Wildcats record at 2-2 overall and 1-1 in CAA Football action. Last week was Villanova's 18th straight home victory dating back to the middle of the 2022 season. The streak is the second longest active streak among FCS teams behind a 32-game home winning streak for South Dakota State. Prior to the win last week, the Wildcats had not tallied a home win over William & Mary since 2013.

### ABOUT NEW HAMPSHIRE

- Villanova's mascot namesakes are 3-2 overall this season and 1-0 in league play after a 24-6 win over UAlbany last weekend. New Hampshire has outscored its opponents by just over five points per game this season and is holding the opposition to an average of 18.6 points per contest. In last week's game against the Great Danes, the Wildcats gave up just 275 total yards and held UAlbany scoreless until a touchdown with 3:08 left in the game accounted for the final margin in the 24-6 result.

### SERIES STUFF

- This week marks the second straight game that Villanova will play a conference foe who it faced in the 2009 playoffs en route to the program's first national championship. That year the Wildcats defeated New Hampshire (46-7) in the quarterfinal round and later posted a 14-13 win over William & Mary in a semifinal matchup. Both of those contests were played at Villanova Stadium.
- Aside from the playoff matchup in 2009, each of the other 26 all-time meetings between Villanova and New Hampshire have been regular season conference games dating back to when VU joined what was then the Yankee Conference in 1988. UNH has a 14-13 edge in the overall series, although Villanova has won the past two matchups in Durham in 2023 (45-33) and on the Main Line last year (14-6).
- Back in 2004 in a game played at Villanova Stadium, visiting New Hampshire dealt the host Wildcats a 51-40 setback in a contest which featured a combined 1,165 yards of total offense. The total remains a Villanova record for most combined yards of offense in a game. New Hampshire was led that day by quarterback Ricky Santos who threw for 538 yards and six touchdowns. Santos, who goes by Rick these days, is in his fourth season as New Hampshire's head coach.
- There is another reason why the 51-40 loss to New Hampshire in 2004 stands out. After that contest, the Wildcats played 244 consecutive games spanning 21 years without an opponent scoring 50 points again. The streak was snapped earlier this season when FBS and Big Ten foe Penn State dealt Villanova a 52-5 defeat in State College.

# VILLANOVA FOOTBALL GAME NOTES

## VILLANOVA NOTEBOOK

### CAA WEEKLY HONORS

- Villanova earned its first two CAA Football weekly honors of the season this week with the recognition of junior running back/kick returner **Ja'briel Mace** and senior linebacker **Shane Hartzell**. The pair were named Special Teams Player of the Week and Defensive Player of the Week, respectively. It is the second career weekly honor for Hartzell, while Mace becomes the Wildcats first player to be named Special Teams Player of the Week since kicker Cole Bunce in 2021. The last person to be Special Teams Player of the Week for returning kicks was Nowoola Awopetu in 2019.

### TAKE IT TO THE HOUSE

- Junior **Ja'briel Mace** recorded Villanova's first kickoff return for a touchdown since 2019 last week when he opened the second half with an explosive 100 yard return for a score. The play came with the Wildcats trailing 17-14 at halftime and instantly gave VU a lead it never relinquished in the second half. Mace's play is the sixth kickoff return and eighth play of any kind in school history for 100 or more yards.

### LONGEST PLAYS IN VILLANOVA HISTORY

Distance	Play	Player	Opponent	Date
110 Yards	Rush	John Powers	Fordham	October 15, 1902
109 Yards	KR	Robert Polidor	Miami (Fla.)	November 1, 1946
100 Yards	KR	Joseph Slavin	Swarthmore	November 2, 1907
100 Yards	KR	John Stopper	Santa Clara	October 4, 1969
100 Yards	KR	Willie Sydnor	Massachusetts	September 20, 1980
100 Yards	INT	Rob Rolle	Towson	September 17, 2016
100 Yards	KR	Nowoola Awopetu	Richmond	November 9, 2019
100 Yards	KR	Ja'briel Mace	William & Mary	September 27, 2025

### MORE ON MACE

- Last week's kickoff return for a touchdown by **Ja'briel Mace** is one of 15 by FCS players to this point in the season. Mace is having a phenomenal year as the Wildcats primary kick returner and is averaging 30.8 yards on 12 returns. He ranks 12th nationally with his yards per return average, while his total of 370 yards on kickoff returns leads the CAA and is second in the country in combined kick return yards, which includes punt returns as well. The last Villanova player to have at least 250 kickoff return yards while averaging better than 30 yards per return over a full season was Bob Dunn in 1963; he had 11 kickoff returns for 357 yards and an average of 32.5 yards per return.

### YOU GOTTA HAVE HARTZELL

- Senior linebacker **Shane Hartzell** had his best game of the season in last week's win over William & Mary. He had a game-high 10 total tackles, including seven solo stops, and finished the day with 4.0 tackles for loss and 2.0 sacks. His TFL total is the highest in a game by any CAA player so far this season and was a new career high for Hartzell, who also tied a career high with his two sacks. The double digit total stops marked Hartzell's ninth career game and first this season with 10+ tackles in a contest. Hartzell is a veteran of 46 career games played for Villanova and his career totals add up to 323 total tackles (159 solo, 164 assisted), 28.5 tackles for loss, 15 sacks, six passes defended, three forced fumbles and one fumble recovery. Hartzell is on this year's watch list for the Buck Buchanan Award which is presented to the top defensive player in the FCS.

## TALE OF THE TAPE

VU	CATEGORY	UNH
23.5	Scoring Offense	23.8
36.0	Scoring Defense	18.6
80	First Downs	84
102	First Downs Allowed	95
149.3	Rushing Yards/Game	110.6
177.8	Rushing Defense/Game	169.8
230.5	Passing Yards/Game	218.0
274.3	Passing Defense/Game	159.4
379.8	Total Offense/Game	328.6
452.0	Total Defense/Game	329.2
27.2	Kick Return Average	18.1
—	Punt Return Average	10.4
1-0-0	Interception Returns	5-85-0
30-259	Penalties-Yards	33-308
30:30	Time of Possession	32:48
45%	3rd Down Offense	35%
52%	3rd Down Defense	43%
83%	4th Down Offense	64%
67%	4th Down Defense	25%
71% (10-14)	Red Zone Offense	(14-16) 88%
94% (15-16)	Red Zone Defense	(8-16) 50%
4-1	Fumbles-Lost	2-0
minus-2	Turnover Margin	+2
2-5	Field Goals	11-13
10-10	PATs	91% (10-11)
4-23	Team Sacks	11-73
6-37	Sacks Allowed	13-72

### VILLANOVA LEADERS

#### PASSING

Pat McQuaide 853 (65-114-1, 3 TD)

#### RUSHING

David Avit 60-370 (6 TD)

Isaiah Ragland 44-127 (1 TD)

#### RECEIVING

Luke Colella 21-332 (0 TD)

Lucas Kopecky 10-163 (1 TD)

Braden Reed 7-135 (0 TD)

#### TACKLES

Shane Hartzell 34 (19-15, 4.0 TFL)

Turner Inge 19 (11-8, 0.5 TFL)

Anthony Hawkins 18 (16-2, 0.0 TFL)

### NEW HAMPSHIRE LEADERS

#### PASSING

Matt Vezza 1037 (87-141-4, 5 TD)

#### RUSHING

Myles Thomason 80-256 (0 TD)

Matt Vezza 63-205 (4 TD)

#### RECEIVING

Chase Wilson 21-352 (2 TD)

Caleb Burke 23-298 (1 TD)

Peyton Strickland 7-111 (1 TD)

#### TACKLES

Trevor Barry 37 (19-18, 0.5 TFL)

Duncan Moreland 30 (19-11, 0.0 TFL)



# VILLANOVA FOOTBALL GAME NOTES

## NATIONAL RANKINGS

STATS PERFORM FCS TOP 25		SEPT. 29	
Rk	Team (1st)	Rec.	Pts.
1	North Dakota State (51)	4-0	1,395
2	South Dakota State (4)	4-0	1,342
3	Tarleton State (1)	5-0	1,271
4	Montana	4-0	1,217
5	Montana State	3-2	1,203
6	Illinois State	3-1	982
7	UC Davis	3-1	979
8	<b>Rhode Island</b>	<b>4-1</b>	<b>974</b>
9	Lehigh	5-0	915
10	Southern Illinois	3-1	874
11	Tennessee Tech	4-0	826
12	Idaho	2-3	765
13	Northern Arizona	4-1	708
14	<b>Monmouth</b>	<b>3-1</b>	<b>680</b>
15	North Dakota	2-2	668
16	West Georgia	5-0	566
17	Jackson State	3-1	422
18	<b>Villanova</b>	<b>2-2</b>	<b>336</b>
19	Abilene Christian	2-3	298
20	Lamar	3-1	285
21	South Dakota	2-3	245
22	Austin Peay	3-2	241
23	Presbyterian	5-0	208
24	Youngstown State	3-1	190
25	Harvard	2-0	163

**Receiving Votes:** Mercer 126, UIW 121, Stephen F. Austin 48, Sacramento State 31, Richmond 29, Dartmouth 25, Gardner-Webb 20, **New Hampshire 13**, Yale 10, North Carolina Central 7

AFCA FCS COACHES POLL		SEPT. 29	
Rk	Team (1st)	Rec.	Pts.
1	North Dakota State (25)	4-0	649
2	South Dakota State (1)	4-0	623
3	Tarleton State	5-0	595
4	Montana	4-0	566
5	Montana State	3-2	529
6	Illinois State	3-1	512
7	UC Davis	3-1	441
8	Lehigh	5-0	430
9	Tennessee Tech	4-0	426
10	<b>Rhode Island</b>	<b>4-1</b>	<b>406</b>
11	Southern Illinois	3-1	376
12	<b>Monmouth</b>	<b>3-1</b>	<b>322</b>
13	Northern Arizona	4-1	301
14	North Dakota	2-2	284
15	Idaho	2-3	249
16	West Georgia	5-0	246
17	Jackson State	3-1	224
18	Youngstown State	3-1	205
19	<b>Villanova</b>	<b>2-2</b>	<b>150</b>
20	UIW	2-3	132
21	Austin Peay	3-2	131
22	Mercer	3-1	126
23	Abilene Christian	2-3	111
24	Presbyterian	5-0	98
25	Lamar	3-1	73

**Receiving Votes:** South Dakota 48, Southeastern Louisiana 33, Harvard 28, Furman 27, Dartmouth 20, Sacramento State 17, Alabama State 11, Gardner-Webb 11, Stephen F. Austin 11, Yale 8, North Carolina Central 6, Richmond 6, **Stony Brook 6**, Western Carolina 4, Cal Poly 3, **New Hampshire 3**, San Diego 2, East Tennessee State 1

## VILLANOVA NOTEBOOK

### ALL ABOUT AVIT

- Sophomore running back **David Avit** has been in peak form over the last two games against Monmouth and William & Mary. In the pair of contests he has rushed a total of 35 times for 268 yards and six touchdowns. He had 18 carries for 135 yards and three scores at Monmouth, then amassed 133 yards and another three touchdown runs on 17 carries last week in the William & Mary game.
- Avit leads CAA Football and ranks ninth nationally with his six rushing touchdowns this year, all of which have come in the last two weeks. He ranks in the top 20 nationally in both average yards per game (19th, 92.5) and average yards per carry (20th, 6.17). Avit is additionally ranked 25th in the country and fifth in the CAA with his total of 370 yards for the season.
- Avit's career totals are up to 1,293 yards and 15 touchdowns in just 18 games played at the collegiate level. He has also recorded 17 receptions for another 233 yards.

### RUSHING FOR 1,000

- Sophomore running back **David Avit** became the 43rd player in school history to reach 1,000 career rushing yards during the September 13 game at Penn State. It took just 16 career games played for Avit to reach the 1,000 plateau. The only players in Villanova history who have gotten to 1,000 rushing yards in fewer games are quarterback *John Robertson* (2011-15) who needed 14 games and running back *Gene Filipski* (1952-53) who reached the milestone in just 11 games. Avit was a finalist for last year's Jerry Rice Award which is presented to the top freshman in the FCS. He ranked third among FCS freshmen with 923 rushing yards last season and is on the watch list for this year's Walter Payton Award.

### IMMEDIATE IMPACT

- Fifth year collegian **Luke Colella** has made an immediate impact for Villanova this year after playing his undergraduate college football at Princeton. Colella is leading the team with 21 receptions for 332 yards through the first four games of the season. He has topped 100 yards in a game twice already (Colgate, Monmouth) and over the last two games played against Monmouth and William & Mary he has recorded 15 catches for a total of 205 yards. Colella ranks fourth in CAA Football in receptions per game (5.25) and is fifth in the conference with an average of 83.0 receiving yards per contest.
- Colella surpassed 1,500 career receiving yards during last week's game against William & Mary. He had six catches for 88 yards in the contest and improved his career totals to 114 receptions for 1,520 yards and 11 touchdowns.

### STREAK CONTINUES

- Sixth year collegian **Lucas Kopecky** has caught at least one pass in all 15 college football games he has played in. He extended the streak with two catches for 32 yards last week against William & Mary and now has career totals of 36 catches for 465 yards and two touchdowns. Kopecky played four years of lacrosse for Villanova (2021-24) before walking on to the football team as a graduate student before the 2024 season. He was a three-year football letterwinner at Montgomery (N.J.) High School during his scholastic career, earning two all-conference and two honorable mention all-state accolades. Kopecky was third on the team last year with 26 catches for 302 yards and to touchdowns.

# VILLANOVA FOOTBALL GAME NOTES

## VILLANOVA NOTEBOOK

### RECEIVING LINE

- Villanova has had at least seven different receivers catch a pass in each of the first four games of the 2025 season, including last week against William & Mary when quarterback **Pat McQuaide** connected with seven pass catchers. So far this season the Wildcats have had 51 completions to wide receivers, 12 to running backs and eight to tight ends. The last time the Wildcats had at least seven different receivers in four consecutive games was during the abbreviated Spring 2021 season when Villanova played exactly four games and had seven or more different players with a reception in each contest.

### FANTASTIC FIVE

- Villanova has compiled a record of 38-17 (.691) over the last five seasons (2021-25) while making three playoff appearances and winning 10+ games three times. At the start of the season the Wildcats were one of six FCS teams to have won 10 or more games in at least three of the last four years, while in terms of winning percentage Villanova ranked 12th among all FCS teams since the start of the 2021 season. Its 38 wins in the same span of time are the most of any CAA Football member.

### DECADE OF DOMINANCE

- Villanova is the only current CAA Football member to have won at least 70 games over the past decade (2015-25). In this stretch the Wildcats have an overall record of 74-43 (.632) and have gone 48-30 (.615) in regular season conference games while making the playoffs five times.

### CURRENT CAA FOOTBALL TEAMS AT A GLANCE (2015-25)

Team	Overall	Pct.	CAA	Pct.	Playoffs
Villanova	74-43	.632	48-30	.615	5
North Carolina A&T	65-45	.591	1-17	.056	0
Monmouth	65-47	.580	11-14	.440	3
New Hampshire	63-52	.548	44-30	.595	5
William & Mary	58-54	.518	35-40	.467	2
Towson	55-52	.514	37-36	.507	1

### CAA FOOTBALL ALL-TIME LEAGUE RECORDS

Team	Record	Pct.	Titles (Shared-Outright)	Last Title
Villanova	179-117	.605	8 (7-1)	2023
New Hampshire	266-212-10	.555	14 (5-9)	2022
William & Mary	136-118	.535	5 (4-1)	2022
Elon	41-43	.488	0 (0-0)	—
Maine	225-261-7	.463	13 (8-5)	2018
Monmouth	11-14	.440	0 (0-0)	—
Towson	68-92	.425	2 (1-1)	2012
Stony Brook	39-54	.419	0 (0-0)	—
Rhode Island	165-325-7	.339	8 (6-2)	2024
UAlbany	31-62	.333	1 (1-0)	2023
Campbell	6-12	.333	0 (0-0)	—
Hampton	6-20	.231	0 (0-0)	—
North Carolina A&T	1-17	.056	0 (0-0)	—
Bryant	0-10	.000	0 (0-0)	—

*Former members of the conference are not listed here.*

## CAA FOOTBALL

Standings (Top 25)	CAA	Overall
Rhode Island (8/10)	2-0	4-1
Monmouth (14/12)	1-0	3-1
Elon	1-0	3-2
New Hampshire (rv/rv)	1-0	3-2
Towson	1-0	3-2
Villanova (18/19)	1-1	2-2
William & Mary	1-1	2-3
Campbell	1-1	1-4
Maine	1-1	1-4
North Carolina A&T	1-1	1-4
Stony Brook (/rv)	0-1	2-3
UAlbany	0-1	1-4
Bryant	0-2	2-3
Hampton	0-2	1-4
TOTAL		29-39

### WEEK 6 SCHEDULE

#### Friday, October 3

Rhode Island at Brown .....7:00 PM

#### Saturday, October 4

Villanova at New Hampshire (\*).....1:00 PM  
Delaware State at Monmouth .....1:00 PM  
Campbell at N.C. State.....2:00 PM  
Maine at Bryant (\*) .....2:00 PM  
Stony Brook at UAlbany (\*).....3:30 PM  
N.C. A&T at William & Mary (\*) .....3:30 PM  
Elon at Towson (\*) .....4:00 PM  
Norfolk State at Hampton .....4:00 PM

### WEEK 5 SCOREBOARD

#### Saturday, September 27

Villanova 31, William & Mary 24 (\*)  
Towson 26, Bryant 24 (\*)  
New Hampshire 24, UAlbany 6 (\*)  
Elon 41, Hampton 20 (\*)  
Western Carolina 42, Campbell 35  
Maine 37, North Carolina A&T 30 (\*)  
Stony Brook 35, Merrimack 10  
Western Michigan 47, Rhode Island 14

### CAA WEEKLY AWARDS

#### Monday, September 29

**Co-Offensive Players of the Week**  
Carter Peevy, QB, Maine  
Jimmy Williams, RB, Elon

**Defensive Player of the Week**  
Shane Hartzell, LB, Villanova

**Special Teams Player of the Week**  
Ja'bril Mace, KR/RB, Villanova

**Rookie of the Week**  
Ben Kumpton, LB, Towson

# VILLANOVA FOOTBALL GAME NOTES

## HONORS AND AWARDS

### 2025 SEASON ACCOLADES

#### DAVID AVIT

- Walter Payton Award Watch List
- CAA Preseason All-Conference Team

#### ZAHMIR DAWUD

- CAA Preseason Honorable Mention

#### SHANE HARTZELL

- Buck Buchanan Award Watch List
- Stats Perform Preseason All-America (Second Team)
- CAA Preseason All-Conference Team
- Campbell Trophy Semifinalist

- CAA Football Defensive Player of the Week (9.29)

#### JA'BRIEL MACE

- CAA Football Special Teams Player of the Week (9.29)

#### OBINNA NWOBODO

- CAA Preseason All-Conference Team

#### JAKE PICARD

- Stats Perform Preseason All-America (First Team)
- CAA Preseason All-Conference Team

#### STEPHANE VOLTAIRE

- CAA Preseason Honorable Mention

## CAREER COACHING HONORS

#### HEAD COACH MARK FERRANTE

- Eddie Robinson Award Finalist 2023
- AFCA FCS Region 1 Coach of the Year 2021
- CAA Football Coach of the Year 2021
- AFCA FCS Assistant Coach of the Year 2015

#### ASSISTANT COACH CHRIS BODEN

- RII Sports Technology Graphite Award 2023

*recognizes the most efficient offensive play caller  
in each Division I football conference*

## VILLANOVA NOTEBOOK

### POLLING PLACES

- Villanova is ranked No. 18 in this week's Stats Perform FCS Top 25 and comes in at No. 19 in the AFCA FCS Coaches Poll. This year is the 33rd time in the last 38 seasons that the Wildcats have been nationally ranked at some point during the season.
- Villanova ranks fourth among all teams in FCS history (since 1978) for the number of weeks appearing in the national media poll. In their 330 weeks being nationally ranked, the Wildcats have been in the top 10 for a total of 153 weeks (11th most all-time) and have been ranked in the top five for 66 weeks.

### MOST FREQUENTLY RANKED TEAMS IN FCS HISTORY (SINCE 1978)

Team	Years	Weeks	Highest	No. 1	Top 5	Top 10
Montana	40	446	No. 1	34	202	314
Northern Iowa	41	413	No. 1	11	108	204
Delaware (x)	39	361	No. 1	5	75	189
<b>Villanova</b>	<b>33</b>	<b>330</b>	<b>No. 1</b>	<b>10</b>	<b>66</b>	<b>153</b>
New Hampshire	40	315	No. 1	13	50	135
Eastern Kentucky	39	313	No. 1	34	86	167
James Madison (x)	32	306	No. 1	34	101	181
Furman	36	304	No. 1	5	95	178
Appalachian State (x)	29	303	No. 1	25	130	212
Georgia Southern (x)	29	298	No. 1	46	128	196

(x) no longer plays at the FCS level

### RECORD-SETTING DEBUT

- No Villanova quarterback has ever thrown for 300 yards in his first start for the team. However, the last two signal callers to debut for the Wildcats have thrown for 298 and 299 yards, respectively. Graduate student **Pat McQuaide**, a transfer from Nicholls, made his first start for VU against Colgate on September 6 and threw for 299 yards and a score. He surpassed the previous school record for most passing yards in the first start for the team which was held for the past three years by **Connor Watkins**, the starter from 2022-24 who threw for 298 yards in his first career start against Lehigh to open the 2022 season. McQuaide is also just the third left-handed quarterback to start for Villanova in their FCS era. The others are *Christian Culicerto* (2011) and *Zach Bednarczyk* (2015-18).

## VILLANOVA VERSUS FCS RANKED OPPONENTS

Villanova...	All-Time (since 1985)	Mark Ferrante Era	2025 Season
vs. Top 25	73-83 (.468)	15-13	0-1
vs. No. 1 Team	3-7 (.300)	0-2	0-0
vs. 1-5	18-14 (.563)	2-3	0-0
vs. 1-10	28-36 (.438)	3-8	0-0
vs. 11-15	14-16 (.467)	2-1	0-0
vs. 16-20	15-15 (.500)	5-1	0-0
vs. 21-25	16-16 (.500)	5-3	0-1
VU Ranked	59-53 (.527)	12-11	0-1
VU Unranked	14-30 (.318)	3-2	0-0
Home	47-30 (.610)	9-4	0-0
Away	26-53 (.329)	6-9	0-1
Conference	53-72 (.424)	9-10	0-1
Non-Conference	20-11 (.645)	6-3	0-0



# VILLANOVA FOOTBALL GAME NOTES

## VILLANOVA NOTEBOOK

### MORE ON MCQUAIDE

- In addition to setting a record for most passing yards by a quarterback in his first VU start, **Pat McQuaide** became the third straight Villanova starter to win his debut while throwing for over 200 yards and recording at least one passing and rushing touchdown.

### VILLANOVA PRIMARY STARTING QUARTERBACKS (SINCE 2012)

Name	Record	First Start	First Start Stats
John Robertson	27-12	8.31.12 (Temple)	135 pass; 78 rush, 1 TD
Zach Bednarczyk	20-14	9.24.15 (Penn)	185 pass, 1 TD; 23 rush
Daniel Smith	21-9	8.14.19 (Colgate)	205 pass, 3 TD; 37 rush, 1 TD
Connor Watkins	26-12	9.22.22 (Lehigh)	298 pass, 3 TD; 23 rush, 1 TD
Pat McQuaide	2-2	9.6.25 (Colgate)	299 pass, 1 TD; 41 rush, 1 TD

### VILLANOVA FOOTBALL HISTORY

- Villanova has compiled a 289-172-1 (.627) record in 40 seasons as an FCS member. The program's success includes 16 appearances in the FCS playoffs and appearing in the final national rankings of the season 19 times in the last 36 years.

### ENTERING WITH LIFE EXPERIENCE

- The oldest active player in Division I college football this season is Villanova punter **Luke Larsen** who recently turned 33 years old and made his Wildcats debut in the season opener against Colgate. Larsen is a graduate student transfer from East Carolina and a native of Australia who played Australian Rules Football, volleyball, cricket and tennis during his scholastic career prior to coming to the United States.
- Larsen is off to a strong start for Villanova and has punted 19 times through the first four games of the season. He is averaging 40.5 yards per punt with two attempts for over 50 yards and five that have been downed inside the opponent's 20-yard line. Larsen previously appeared in 43 games at East Carolina and punted 174 times while averaging 40.8 yards per punt. He landed 51 punts inside the 20-yard line, booted 19 punts for 50+ yards and had 75 of 174 attempts fair caught. He ranked second all-time in net punting for the Pirates and was a two-time National Football Foundation Honor Society member.

### OVERTIME HISTORY (SINCE 1985)

Year	Opponent	Result	Score
1988	at Boston University	Win	31-24
1989	Connecticut	Win	41-35
1994	Delaware	Loss	31-38
1995	James Madison	Loss	27-28
1998	Delaware	Win	34-31
1999	at Connecticut	Win	48-45
1999	Delaware	Win	51-45
2000	William & Mary	Loss	41-48
2001	James Madison	Win	45-44
2003	at Temple	Win	23-20
2007	Maine	Win	24-17
2007	at Massachusetts	Loss	24-32
2008	at Penn	Win	20-14
2010	at Delaware	Win	28-21
2014	at Syracuse	Loss	26-27
2017	at Albany	Loss	10-19
2019	at Towson	Win	52-45
2020	Rhode Island	Loss	37-40

## VILLANOVA UNIVERSITY

### ABOUT THE SCHOOL

Since 1842, Villanova University's Augustinian Catholic intellectual tradition has been the cornerstone of an academic community in which students learn to think critically, act compassionately and succeed while serving others. There are more than 10,000 undergraduate, graduate and law students in the University's six colleges – the College of Liberal Arts and Sciences, the Villanova School of Business, the College of Engineering, the M. Louise Fitzpatrick College of Nursing, the College of Professional Studies and the Villanova University Charles Widger School of Law. Ranked among the nation's top universities, Villanova supports its students' intellectual growth and prepares them to become ethical leaders who create positive change everywhere life takes them.

### VILLANOVA ATHLETICS

Villanova University has a long and storied athletics history defined by excellence both in competition and in the classroom. The Villanova Athletics Department is a community of student-athletes, coaches and staff whose primary focus is to achieve academic excellence, while striving to produce teams and individuals committed to athletic competition and outstanding performance. Villanova Athletics sponsors 24 varsity sports, which together include more than 550 student-athletes. In the classroom, these Villanova student-athletes have registered a grade-point average higher than a 3.0 for 44 consecutive semesters. Three Villanova student-athletes have been named Rhodes Scholars, with numerous others earning Academic All-America distinction. Villanova's athletics history includes 21 NCAA team national championships, as well as more than 100 conference championships. In addition, at least one Villanova has participated in every Summer Olympics since 1948. Villanova is a member of the BIG EAST Conference, CAA Football, Coastal Athletic Association (Rowing) and Metro Atlantic Athletic Conference (Water Polo).

### ACADEMICS

The GPA for more than 550 student-athletes in the Spring 2025 semester was 3.495, making it 15 straight semesters that student-athletes have had a GPA of 3.3 or higher. Success in the classroom has been across-the-board for Villanova Athletics, with 87 percent of all student-athletes compiling a GPA of 3.0 or higher and 73 student-athletes from 18 sports maintaining a perfect 4.0 GPA.

The most recent NCAA data to be released was the Academic Progress Rate (APR) update in May 2025 in which Villanova Athletics had 14 earn public recognition for having a multiyear APR score which ranks in the top 10 percent of their sport nationwide. That included 13 teams who had a perfect score of 1000, making it eight straight years that the Wildcats have had 10 or more teams achieve a multi-year score of 1000.

# VILLANOVA FOOTBALL GAME NOTES

## VILLANOVA NOTEBOOK

### VETERAN EXPERIENCE

- Villanova has 93 players on its 2025 roster and they have played in a combined 1,312 games in their collegiate careers. Leading the way for the Wildcats are 16 players who have played in at least 30 career games, including eight who have played 40 or more. Villanova has six new graduate transfers on the team this year and each played in at least two dozen games prior to arriving on the Main Line. The six are punter **Luke Larsen (East Carolina)**; placekicker **Jack Barnum (Central Connecticut State)**; wide receiver **Luke Colella (Princeton)**; quarterback **Pat McQuaide (Nicholls)**; and defensive backs **Jordan Adderley (Lehigh)** and **Julian Talley (Penn)**.

### PRESEASON WATCH LISTS

- Sophomore running back **David Avit** and senior linebacker **Shane Hartzell** have been named to the preseason watch lists for the Walter Payton Award and the Buck Buchanan Award, respectively. These national honors are given to the top offensive and defensive players in the FCS at the end of each season. Villanova is one of 10 teams to have at least one player on both watch lists at the start of the season. The others are Harvard, Illinois State, Montana, Montana State, North Dakota State, Rhode Island, Samford, South Dakota State and UIW.

### NATIONAL ATTENTION

- Fifth year offensive lineman **Jake Picard** and senior linebacker **Shane Hartzell** generated preseason All-America buzz entering the year. Picard is on the Stats Perform Preseason All-America first team and Hartzell appears on the second team. It is the first time in their careers that either player has garnered national accolades. This season is the fourth time in the last five years that at least one Villanova player has earned preseason All-America recognition.

### POSTSEASON SUCCESS

- Villanova is tied for 10th in FCS history with 16 playoff appearances. In their FCS playoff history, the Wildcats have a record of 15-15 with one national championship (2009) and three semifinal berths (2002, 2009, 2010). Villanova has won at least one playoff game in 10 of its last 12 postseason appearances. The 15 playoff wins for the Wildcats are tied for the 12th most ever among current FCS programs.



# VILLANOVA FOOTBALL GAME NOTES

## VILLANOVA'S RECORD...

	2025	Ferrante
Overall	2-2	59-35
CAA Football	1-1	37-25
Non-Conference	1-1	22-10
Home	2-0	33-12
Road	0-2	26-23
Neutral	0-0	0-0
Current Streak	W1	W1
Home Streak	W2	W18
Road Streak	L2	L4

Day Games	1-2	44-31
Night Games	1-0	15-4
March	0-0	1-1
April	0-0	1-1
August	0-0	2-0
September	2-2	23-12
October	0-0	13-10
November	0-0	17-8
December	0-0	2-3
Ranked Teams	0-2	15-15
Unranked Teams	2-0	44-20
Overtime	0-0	1-2

### After 1st Quarter

Leading	1-0	45-8
Trailing	0-2	7-18
Tied	1-0	7-9

### Halftime

Leading	1-0	49-5
Trailing	1-2	8-27
Tied	0-0	2-3

### After 3rd Quarter

Leading	2-0	51-5
Trailing	0-2	6-27
Tied	0-0	2-3

### Scoring

Scoring First	2-0	48-10
Opp. Scores First	0-2	11-25
Scoring 0-9	0-1	0-9
Scoring 10-19	0-0	5-13
Scoring 20-29	1-0	14-6
Scoring 30-39	1-1	22-5
Scoring 40+	0-0	18-2
Allowing 0-9	0-0	17-0
Allowing 10-19	1-0	24-5
Allowing 20-29	1-0	14-9
Allowing 30-39	0-0	3-11
Allowing 40+	0-2	1-10

### Game Decided By

0-9 Points	2-0	20-14
10-19 Points	0-1	10-9
20+ Points	0-1	29-12

### Statistics

Outgain opp.	2-0	51-6
Outgained by opp.	0-2	8-29
VU 100-yard rusher	1-1	27-5
VU 100-yard receiver	1-1	24-11
VU 300-yard passer	0-1	5-5
Opp. 100-yard rusher	0-1	7-16
Opp. 100-yard receiver	1-1	11-14
Opp. 300-yard passer	0-1	6-10

### Turnovers

No turnovers	2-0	21-5
1-2 turnovers	0-2	32-22
3+ turnovers	0-0	6-8
No takeaways	2-1	8-11
1-2 takeaways	0-1	34-22
3+ takeaways	0-0	17-2
Win turnover margin	0-0	33-6
Lose turnover margin	0-2	10-21
Turnovers tied	2-0	16-8

## STATISTICAL RANKINGS

Team Stats	CAA	FCS	Stat
<b>Offense</b>			
4th Down Pct.	1	10	83.3%
Sacks Allowed/Game	1	32	1.5
3rd Down Pct.	3	24	44.6%
Total Offense	3	43	379.8
Rushing Offense	5	67	149.3
Passing Offense	6	42	230.5
Scoring Offense	9	71	23.5
Passing Efficiency	9	74	125.12
Red Zone Offense	12	102	71.4%
First Downs	13	76	80

### Defense

First Downs Allowed	8	85	102
Rushing Defense	10	80	177.8
Opp. 4th Down Pct.	10	94	66.7%
Red Zone Defense	10	110	93.8%
Def. Passing Efficiency	11	94	149.49
Scoring Defense	12	99	36.0
Passing Defense	12	112	274.3
Total Defense	12	104	452.0
Team Sacks/Game	13	102	1.0
Opp. 3rd Down Pct.	14	120	52.0%

### Special Teams

PAT Percentage	1	N/A	100.0%
Kickoff Returns	2	12	27.24
Net Punting	7	71	35.84
Punt Return Defense	9	75	9.71
Kickoff Ret. Def.	9	90	22.38
Punt Returns	14	119	0.0
Field Goal Pct.	14	N/A	40.0%

### Miscellaneous

Turnovers Lost	2	14	3
Time of Possession	3	49	30:30
Turnover Margin	8	90	-2
Penalty Yards/Game	10	96	64.75
Penalties/Game	12	98	7.5
Turnovers Gained	14	125	1

N/A denotes team stat not kept in national stats

### Player Stats\*

David Avit	CAA	FCS	Stat
Rushing Touchdowns	1	9	6
Scoring (Points/Game)	2	14	9.0
Rush Yards/Carry	2	20	6.17
Total Touchdowns	3	16	6
Rushing Yards/Game	3	19	92.5
Rushing Yards	5	25	370

### Luke Colella

Receptions/Game	4	32	5.25
Receiving Yards/Game	5	21	83.0

### Anthony Hawkins

Forced Fumbles	5	61	0.25
----------------	---	----	------

### Ja'briel Mace

Kickoff Return TDs	1	1	1
Combined Kick Ret.	1	2	370
Kickoff Returns	4	12	30.8

### Pat McQuaide

Yards/Completion	4	28	13.12
Passing Yards/Game	5	33	213.3
Yards/Pass Attempt	5	45	7.48

\* Players who rank in the top five in the CAA

## WILDCATS IN THE NFL

### CURRENT NFL ROSTERS

Christian Benford, Bills

Tanoh Kpassagnon, Bears

### ALL-TIME NFL DRAFT PICKS

Year.....Name.....Rd.....Team

1936	Eddie Michaels	2	Bears
1938	John Mellus	7	Giants
1940	Andy Chisick	7	Cardinals
1943	George Smith	21	Cardinals
1943	Steve Pritko	28	Rams
1944	Val Jansante	10	Steelers
1944	Al Postus	20	Eagles
1947	Bob David	25	Rams
1949	Lou Ferry	3	Packers
1949	Ed Berrang	5	Redskins
1950	Ralph Pasquariello	1	Rams
1950	John Sandusky	2	Browns
1950	Steve Romanik	3	Bears
1950	Dan Brown	11	Redskins
1951	Pete D'Alonzo	4	Lions
1953	Gene Filipiski	7	Browns
1956	Don McComb	21	Giants
1957	Joe Ryan	25	Bears
1962	Frank Budd	7	Eagles
1962	Sam Gruneisen		Chargers
1963	Larry Glueck	3	Bears
1963	Billy Joe		Broncos
1965	Mike Strofolino	4	Rams
1965	Al Atkinson		Bills
1969	Rich Moore	1	Packers
1969	John Sodaski	9	Steelers
1970	Billy Walik	11	Eagles
1972	Mike Siani	1	Raiders
1972	John Babinecz	2	Cowboys
1972	Ernie Messmer	13	Steelers
1973	Kevin Reilly	7	Dolphins
1974	Joe Miller	11	Redskins
1974	John Givens	14	Falcons
1975	John Zimba	5	Browns
1976	Gary Shugrue	11	Lions
1976	Steve Ebbecke	13	Eagles
1977	John Mastronardo	10	Eagles
1981	Howie Long	2	Raiders
1981	David Martin	9	Lions
2002	Brian Westbrook	3	Eagles
2008	Matt Sherry	6	Bengals
2011	Ben Ijalana	2	Colts
2017	Tanoh Kpassagnon	2	Chiefs
2017	Brad Seaton	2	Titans
2022	Christian Benford	6	Bills

# VILLANOVA FOOTBALL GAME NOTES

## COMPLETE STUDENT-ATHLETES

### ACADEMIC HIGHLIGHTS

#### NCAA ACADEMIC DATA

■ Each year the NCAA recognizes programs that have a multi-year Academic Progress Rate (APR) score that ranks within the top 10 percent of their sport nationwide. Villanova has earned this award nine times in the 18-year history of the APR program.

■ In the most recent APR data released in June 2025 the football program's multi-year APR score of 982 was 24 points above the national average for FCS programs.

■ New data on the NCAA Graduation Success Rate (GSR) was released in November 2024 and Villanova recorded its fourth straight year with a score of 95 percent or higher.

#### ACADEMIC ALL-AMERICANS

■ One of the highest honors that a student-athlete can achieve is to be named an Academic All-American, an award which encompasses both academic achievement as well as contributions on the field. Villanova has had 12 football student-athletes earn a total of 14 Academic All-America honors over the years.

#### CAA TEAM ACADEMIC EXCELLENCE

■ Villanova has been the winner of the CAA Football Team Academic Excellence Award five times in the last nine years. The award is presented at the end of each academic year to the conference school with the highest team GPA.

#### CAA SCHOLAR-ATHLETE OF THE YEAR

■ Villanova has had five student-athletes be named the CAA Football Scholar-Athlete of the Year. Nominees for the award must have attained senior standing academically and have a cumulative GPA of 3.0 or higher.

#### CAA ACADEMIC HONOR ROLL

■ Student-athletes with a semester GPA of 3.0 or higher are named to the CAA Commissioner's Academic Honor Roll. Villanova had 63 honorees for the Fall 2024 semester and 64 student-athletes achieve this distinction for the Spring 2025 term.

#### ACADEMIC ALL-AREA TEAMS

■ In conjunction with the *Philadelphia Inquirer*, the sports information directors at the colleges and universities in the Philadelphia area (PhillySIDA) name an Academic All-Area team and a football Performer of the Year each season. In the 19 years of the Academic All-Area program, which started with the 2005-06 academic year, the football team has had a total of 64 selections to the Academic All-Area Team. In addition, the Wildcats have had six Performers of the Year.

#### NCAA PUBLIC RECOGNITION AWARD

■	2004-05
■	2005-06
■	2006-07
■	2007-08
■	2008-09
■	2014-15
■	2015-16
■	2016-17
■	2017-18

#### ACADEMIC ALL-AMERICANS

■	David Graziano	1975, 1976
■	Ron Sency	1987
■	Rich Spugnardi	1987
■	Bob Brady	1988
■	Peter Lombardi	1988
■	Scott Rushton	1988
■	Kevin Martchek	1990
■	Tim Matas	1992
■	Gregg Ziegler	1994
■	Deon Jackson	1996
■	Raymond Ventrone	2003
■	Don Cherry	2014, 2015

#### CAA ACADEMIC EXCELLENCE AWARD

■	Villanova	2016-17
■	Villanova	2017-18
■	Villanova	2022-23
■	Villanova	2023-24
■	Villanova	2024-25

#### CAA SCHOLAR-ATHLETE OF THE YEAR

■	Matt Sherry	2007-08
■	Osayi Osunde	2009-10
■	Don Cherry	2014-15
■	Jake Prus	2015-16
■	Colin Gamroth	2021-22

#### ACADEMIC HONOR ROLL SELECTIONS\*

■	1988-89	5
■	1989-90	9
■	1990-91	6
■	1992-93	4
■	1993-94	8
■	1994-95	14
■	1995-96	7
■	1996-97	6
■	1997-98	1
■	1998-99	7
■	1999-00	4
■	2000-01	5
■	2001-02	5
■	2002-03	13
■	2003-04	10
■	2004-05	9
■	2005-06	10
■	2006-07	9
■	2007-08	11
■	2008-09	7
■	2009-10	7
■	2010-11	8
■	2011-12	12
■	2012-13	11
■	2013-14	16
■	2014-15	20
■	2015-16	42
■	2016-17	42
■	2017-18	46
■	2018-19 (Fall)	41
■	2018-19 (Spring)	38
■	2019-20 (Fall)	45
■	2019-20 (Spring)	52
■	2020-21 (Fall)	43
■	2020-21 (Spring)	51
■	2021-22 (Fall)	55
■	2021-22 (Spring)	48
■	2022-23 (Fall)	62
■	2022-23 (Spring)	63
■	2023-24 (Fall)	59
■	2023-24 (Spring)	57
■	2024-25 (Fall)	63
■	2024-25 (Spring)	64

#### ACADEMIC ALL-AREA PERFORMERS OF THE YEAR

■	Brian Hulea	2005-06
■	Matt Sherry	2007-08
■	Osayi Osunde	2009-10
■	Chris Whitney	2010-11
■	Forrest Rhyne	2021-22
■	Brendan Bell	2024-25

#### ACADEMIC ALL-AREA SELECTIONS

■	Brian Hulea	2005-06
■	Adam James	2005-06
■	Frank Jankowski	2005-06
■	Allyn Bacchus	2006-07
■	Idriz Bauta	2007-08
■	Osayi Osunde	2007-08
■	Matt Sherry	2007-08

■	Angelo Babbaro	2008-09
■	Idriz Bauta	2008-09
■	Osayi Osunde	2008-09
■	Chris Whitney	2008-09

■	Angelo Babbaro	2009-10
■	Osayi Osunde	2009-10
■	Chris Whitney	2009-10

■	Angelo Babbaro	2010-11
■	Chris Whitney	2010-11

■	Josh Buccì	2011-12
■	Craig James	2011-12
■	Nick Yako	2011-12

■	Josh Buccì	2012-13
■	Bill Vogel	2012-13

■	Don Cherry	2013-14
■	Kevin Gulyas	2013-14
■	Cameron McCurry	2013-14
■	Bill Vogel	2013-14

■	Don Cherry	2014-15
■	Kevin Gulyas	2014-15
■	Ross Hall	2014-15
■	Cameron McCurry	2014-15
■	Jake Prus	2014-15

■	Don Cherry	2015-16
■	Kevin Gulyas	2015-16
■	Tanoh Kpassagnon	2015-16
■	Jake Prus	2015-16

■	Ryan Bell	2016-17
■	Tanoh Kpassagnon	2016-17
■	Rob Rolle	2016-17

■	Matt Donoghue	2017-18
■	John Hinchén	2017-18
■	Ricky Young	2017-18

■	Keeling Hunter	2018-19
■	Drew Kresge	2018-19
■	Chucky Smith	2018-19
■	Jeff Steeb	2018-19

■	Colin Gamroth	2019-20
■	Paul Grattan	2019-20
■	Forrest Rhyne	2019-20
■	Chucky Smith	2019-20

■	Cole Bunce	2021-22
■	Justin Covington	2021-22
■	Malik Fisher	2021-22
■	Colin Gamroth	2021-22
■	Jaaron Hayek	2021-22
■	Forrest Rhyne	2021-22

■	Michael Corbi	2022-23
■	Jaaron Hayek	2022-23

■	Brendan Bell	2023-24
■	Michael Corbi	2023-24
■	Ty Trinh	2023-24
■	Connor Watkins	2023-24

■	Brendan Bell	2024-25
■	Shane Hartzell	2024-25
■	Ty Trinh	2024-25
■	Connor Watkins	2024-25

# VILLANOVA FOOTBALL GAME NOTES

## VILLANOVA HEAD COACH MARK FERRANTE



Mark Ferrante enters his ninth season as the Thomas and Diane Treacy Endowed Football Head Coach in 2025 and is in his 39th year overall with the Wildcats including his time as head coach and 30 years prior as an assistant coach from 1987-2016. He has been a part of 274 victories and all 16 of the program's FCS playoff appearances during his Villanova tenure. Entering the 2025 season Ferrante has a career head coaching record of 57-33 (.633) which includes 36 regular season CAA Football wins, two league titles and four playoff appearances.

Under Ferrante's watch, the Wildcats have consistently been one of the top teams in the country. Villanova begins the 2025 season as one of six FCS programs to have won 10+

games in at least three of the last four years. During that span (2021-24), the Wildcats have made three playoff appearances and won a share of two CAA Football titles as well as the league's automatic bid to the FCS playoffs in 2021 and 2023. Villanova's overall record over the past four seasons is 36-15 (.706) and that mark includes a 24-8 record versus CAA Football foes and a 22-3 mark at home.

Ferrante guided the Wildcats to its second straight 10-win season in 2024 and its third appearance in the playoffs in the past four seasons. Villanova finished the year ranked No. 12 in the final Stats Perform national poll and was a top 10 team at the end of the season in two of the previous three years. Ferrante ranks third in school history in head coaching wins, while his .633 career winning percentage trails only Harry Stuhldreher (1925-35) and Clipper Smith (1936-42) among Wildcats head coaches who held the position for three or more seasons.

Villanova has consistently earned national recognition for its success during Ferrante's head coaching tenure. Following the 2024 season, linebacker Brendan Bell and cornerback Isas Waxter were selected as All-American by both Stats Perform and the Associated Press. Freshman running back David Avit was the CAA Football Offensive Rookie of the Year and a finalist for the Jerry Rice Award presented to the top FCS freshman. Honors have already started to come in for the 2025 campaign with Avit on the watch list for the Walter Payton Award and linebacker Shane Hartzell on the Buck Buchanan Award preseason watch list. Their accolades make the Wildcats one of 10 schools to have at least one player on the watch lists for the top offensive and defensive honors in the FCS.

In his first eight seasons as head coach, Ferrante has seen the Wildcats win six CAA Football major awards and earn a total of 61 all-conference accolades. Five players under Ferrante's watch - Corbi, cornerback Christian Benford, linebacker Forrest Rhyne and the aforementioned duo of Bell and Waxter - have earned All-America honors from Stats Perform and/or the American Football Coaches Association. Benford and Rhyne were first team All-Americans in 2021. Ferrante is himself one of the CAA Football major award winners after earning his first Coach of the Year honor in 2021.

Villanova's recent teams have featured several players who had an opportunity to continue their football careers beyond the collegiate ranks. Most recent on the list is Isas Waxter who signed with the Seattle Seahawks as an undrafted free agent in 2025. Following the 2023 season, running back Jalen Jackson and offensive lineman Nick Torres signed free agent contracts with the Jacksonville Jaguars and the Kansas City Chiefs, respectively. Three other players - running back TD Ayo-Durojaiye (Chicago Bears/Kansas City Chiefs), linebacker Danny Abraham (Seattle Seahawks) and wide receiver Jaaron Hayek (Kansas City Chiefs) - were invited to attend NFL rookie mini camps.

Ferrante coached 11 players on the 2021 team who had professional opportunities, led by Christian Benford who was a sixth round draft pick of the Buffalo Bills and has since gone on to have a successful NFL career in Buffalo. In addition, 2021 CAA Football Defensive Player of the Year and first team All-American Forrest Rhyne signed a free agent contract and played in the NFL with the Indianapolis Colts. Cornerback Denzel Williams signed a free agent contract with the Baltimore Ravens.

One of the themes of Ferrante's head coaching tenure has been his ability to keep his teams largely intact throughout the COVID pandemic and the changing landscape of college sports. Villanova began the 2021 season with 75 out of 85 players returning from the previous Spring, while the members of the 2023 team had

### FERRANTE YEAR BY YEAR

AS HEAD COACH			
Year	School	Record	Conference
2017	Villanova	5-6	3-5
2018	Villanova	5-6	2-6
2019	Villanova	9-4	5-3
2020	Villanova	2-2	2-2
2021	Villanova	10-3	7-1
2022	Villanova	6-5	4-4
2023	Villanova	10-3	7-1
2024	Villanova	10-4	6-2
2025	Villanova	2-2	1-1
Total	9 Seasons	59-35	37-25

### AS ASSISTANT COACH

Year	School	Record	Postseason
1983	St. Lawrence	5-3-1	
1984	Wagner	6-4	
1985	Lafayette	6-5	
1986	Lafayette	6-5	
1987	Villanova	6-4	
1988	Villanova	5-5-1	
1989	Villanova	8-4	FCS First Round
1990	Villanova	6-5	
1991	Villanova	10-2	FCS First Round
1992	Villanova	9-3	FCS First Round
1993	Villanova	3-8	
1994	Villanova	5-6	
1995	Villanova	3-8	
1996	Villanova	8-4	FCS First Round
1997	Villanova	12-1	FCS Quarterfinals
1998	Villanova	6-5	
1999	Villanova	7-4	
2000	Villanova	5-6	
2001	Villanova	8-3	
2002	Villanova	11-4	FCS Semifinals
2003	Villanova	7-4	
2004	Villanova	6-5	
2005	Villanova	4-7	
2006	Villanova	6-5	
2007	Villanova	7-4	
2008	Villanova	10-3	FCS Quarterfinals
2009	Villanova	14-1	FCS Champions
2010	Villanova	9-5	FCS Semifinals
2011	Villanova	2-9	
2012	Villanova	8-4	FCS First Round
2013	Villanova	6-5	
2014	Villanova	11-3	FCS Quarterfinals
2015	Villanova	6-5	
2016	Villanova	9-4	FCS First Round

### FERRANTE RECORD BY OPPONENT

Opponent	Record	Last Meeting
Army West Point	0-1	2022 (L, 10-49)
Bucknell	3-0	2021 (W, 55-3)
Colgate	4-0	2025 (W, 24-17)
Delaware	7-1	2024 (W, 38-28)
Eastern Kentucky	1-0	2024 (W, 22-17)
Elon	2-1	2023 (W, 21-0)
Hampton	2-0	2024 (W, 20-14)
Holy Cross	1-0	2021 (W, 21-16)
James Madison	1-3	2021 (W, 28-27)
Lafayette	1-0	2017 (W, 59-0)
Lehigh	6-0	2023 (W, 38-10)
LIU	3-0	2024 (W, 24-10)
Maine	4-2	2024 (L, 7-35)
Maryland	0-1	2024 (L, 20-38)
Monmouth	0-3	2025 (L, 33-51)
New Hampshire	2-2	2024 (W, 14-6)
North Carolina A&T	2-0	2024 (W, 31-3)
Penn State	0-2	2025 (L, 6-52)
Rhode Island	2-2	2023 (W, 35-9)
Richmond	3-2	2022 (L, 10-20)
Sacred Heart	0-0	2025
South Dakota State	0-2	2023 (L, 12-23)
Southeastern Louisiana	0-1	2019 (L, 44-45)
Stony Brook	4-2	2024 (W, 42-24)
Temple	1-1	2018 (W, 19-17)
Towson	4-2	2024 (W, 14-13)
UAlbany	2-2	2023 (L, 10-31)
UCF	0-1	2023 (L, 14-48)
UIW	0-1	2024 (-)
William & Mary	2-3	2025 (W, 31-24)
Youngstown State	2-0	2024 (W, 24-17)



# VILLANOVA FOOTBALL GAME NOTES

## MARK FERRANTE / VILLANOVA COACHING STAFF

combined to play in more than 1,000 college football games even before the season started. Experience wins, and Nova Nation has taken notice. Villanova's average attendance for five regular season home games in 2021 was its highest mark since 2013 and represented a 23 percent increase from 2019 prior to the pandemic. The increased attendance included the Wildcats first home sellout crowd since 2015 during the 2021 Family Weekend game against Richmond.

Ferrante has continually stressed the importance of his student-athletes coming to Villanova for a complete collegiate experience which includes excellence in their academic pursuits. In his first eight years as head coach, the Wildcats have been the winner of the CAA Football Team Academic Excellence Award four times. The award is presented to the team with the highest GPA in the conference each academic year and Villanova has been a repeat winner of the honor in each of the last three years spanning the 2022-23 through 2024-25 academic years.

The football program set and tied its highest overall NCAA Graduation Success Rate (GSR) with a mark of 96 percent in both 2022 and 2023, while the team has had a mark of at least 95 percent in four consecutive years. The most recent NCAA GSR data was released in November 2024 and the Wildcats were one of two CAA Football teams with a score of at least 95 percent.

During the 2024-25 academic year, the Wildcats had 63 student-athletes selected to the CAA Football Commissioner's Academic Honor Roll during the Fall semester and another 64 honorees for the Spring 2025 grading period. Two student-athletes each semester had perfect 4.0 GPAs: Gilbert Deglau and Chris Dobrydney in the Fall and the duo of Temi Ajitutu and Ryan Kennedy in the Spring. Villanova had a total of 34 selections to the CAA High Honors List in 2024-25 for having a 3.7 or higher semester GPA.

Villanova has had nearly 800 selections to the CAA Football Commissioner's Academic Honor Roll during Ferrante's head coaching tenure and has had more than 650 selections to the Athletic Director's Honor Roll which is announced each semester for student-athletes who post a GPA of 3.2 or higher during the grading period.

Ferrante leads one of the nation's elite FCS programs after playing an instrumental role in the Wildcats rise to national prominence. He has been a part of the coaching staff for all 16 of Villanova's appearances in the FCS playoffs, including

the 2009 national championship season and a 2010 semifinal appearance while serving as the Assistant Head Coach on Andy Talley's staff. Ferrante has been a part of Villanova teams that have won eight CAA titles, three Lambert Meadows Cups and three ECAC Team of the Year awards.

Ferrante was involved in all aspects of the Villanova program during his time as an assistant on Andy Talley's staff. On the field he coached the offensive line for 27 seasons and developed a unit that was perennially one of the best in CAA Football. Over the years he coached three All-Americans, 11 All-East performers and 15 first team all-conference selections. The offensive line had 17 All-CAA selections in a nine-year span, including three-time first team honoree Ben Ijalana along with first team selections Brant Clouser (2010), Dan Shirey (2011) and Vince Kowalski (2014).

Two of Ferrante's players went on to be selected in the NFL Draft. Ijalana was a second round selection by the Indianapolis Colts in 2011 and Brad Seaton was picked in the seventh round by the Tennessee Titans in 2017. Ijalana was a two-time All-American (2009, 2010) and a three-time first team All-CAA selection during his collegiate career. Villanova reached the FCS playoffs in each of his last three seasons on the team, winning the 2009 national title and advancing to the semifinal round a year later. Seaton was a second team CAA Football All-Conference selection in 2016 when the offensive line enabled the Wildcats to average 206.3 rushing yards and 378.7 yards of total offense per game. Villanova ranked third in the CAA and 24th nationally in rushing offense in addition to ranking fourth in the league in total offense and fifth with a scoring average of 24.4 points per game.

The other All-Americans Ferrante mentored are Eamonn Allen (2001) and Bryan Russo (1989). Allen earned first team Associated Press All-America recognition in 2001 and was also a first team All-East and first team All-Atlantic 10 selection. Russo was chosen as an All-American by the Sports Network and the American Football Coaches Association as a senior in 1989 when he was also a first team all-conference and an All-ECAC selection. He was inducted to Villanova's Varsity Club Hall of Fame in 2007.


Ferrante and his wife, Georgea, reside in Phoenixville, Pa. The couple has a son, Jimmy, who earned his undergraduate degree from Villanova in 2018.



**Mark Ferrante**  
Head Coach



**Chris Boden**  
Offensive Coordinator  
Quarterbacks



**Ross Pennypacker**  
Defensive Coordinator  
Defensive Line



**Sean Devine**  
Offensive Run Game Coord.  
Offensive Line



**David Riede**  
Recruiting Coordinator  
Safeties



**Nate Pagan**  
Wide Receivers




**Josh Fletcher**  
Special Teams Coord.  
Running Backs



**Dustin Johnson**  
Cornerbacks



**Forrest Rhynes**  
Linebackers



**Lachlan Kline**  
Offensive Assistant  
Tight Ends




**Nick Woodman**  
Defensive Assistant



**TJ Landis**  
Coord. of Video Ops. &  
Administrative Services



**Tyler Waite**  
Athletic Trainer



**Mike Tucker**  
Strength & Conditioning



# VILLANOVA FOOTBALL GAME NOTES

## NUMERICAL ROSTER

No.	Name	Pos.	Cl.	Ht.	Wt.	Hometown	No.	Name	Pos.	Cl.	Ht.	Wt.	Hometown
0	Luke Larsen	P	Gr.	6-2	225	Keilor Park, Australia	41	Garrett Rogan	DB	Sr.	6-3	210	Mercer Island, Wash.
0	Capri Martin	DL	Jr.	6-2	255	Harlem, N.Y.	42	Jack Barnum	PK	Gr.	6-2	210	Southington, Conn.
1	Luke Colella	WR	Gr.	5-10	195	Wexford, Pa.	43	Nino Betances	DB	Sr.	5-10	190	Brooklyn, N.Y.
1	Jon Wyatt	DB	Jr.	6-2	200	Somerset, N.J.	44	Richie Kimmel	LB	Gr.	6-1	230	Holmes, Pa.
2	Zahmir Dawud	DB	So.	6-0	185	North Brunswick, N.J.	45	Walker Murray	LB	Fr.	6-1	225	Yardley, Pa.
2	Eli Smith	RB	Sr.	6-0	230	Houston, Texas	48	Griffin Galletta	DL	Fr.	6-2	260	Greenwich, Conn.
3	Tanner Maddocks	QB	Jr.	6-1	200	Reading, Pa.	50	AJ Koukou	DL	R-Fr.	6-1	285	Havertown, Pa.
3	Josh Oluremi	DB	Jr.	6-3	200	Avenel, N.J.	51	Dale Law	LB	Sr.	6-1	230	West Chester, Pa.
4	Jordan Adderley	DB	Gr.	5-10	185	Fayetteville, Ga.	53	Michael Gaul	LB	Fr.	6-1	215	State College, Pa.
4	Ja'briel Mace	RB	So.	5-9	175	Somers Point, N.J.	54	Thomas Colello	LS	So.	5-11	205	North Caldwell, N.J.
5	Turner Inge	LB	Jr.	6-1	225	Williamstown, N.J.	55	Mike Kennedy	DL	Jr.	6-1	300	Greenville, S.C.
6	Nate Hill	WR	Jr.	6-3	215	Dallas, Texas	56	Christian Caballero	LB	So.	6-2	225	Niceville, Fla.
7	Pat McQuaide	QB	Gr.	6-0	205	Solon, Ohio	58	Thomas Brown	OL	Fr.	6-3	315	Chelmsford, Mass.
7	Julian Talley	DB	Gr.	5-9	190	Hatfield, Pa.	61	Dan McManus	OL	Sr.	6-4	270	Havertown, Pa.
8	Michael Benincasa	QB	Jr.	6-2	215	Ardmore, Pa.	62	RJ Reyes	OL	So.	6-5	295	Weston, Fla.
8	Kaleb Moody	DB	Gr.	5-10	200	North Andover, Mass.	63	Quin Whalen	OL	Sr.	6-4	290	Chalfont, Pa.
9	Antonio Johnson	TE	Sr.	6-4	260	Fort Lauderdale, Fla.	67	Kyle Fay	OL	So.	6-6	310	Cranford, N.J.
10	JR Strauss	LB	Jr.	6-3	230	Reading, Pa.	69	Jake Picard	OL	Gr.	6-4	300	Hope, R.I.
11	Jason Hall	LB	So.	6-2	230	Fall River, Mass.	70	Dhamir Wesley	OL	R-Fr.	6-5	300	Millersville, Pa.
12	Hudson Heinemann	QB	Fr.	6-2	170	Wappingers Falls, N.Y.	71	Colt Brennan	OL	Fr.	6-5	325	Easton, Md.
12	Colin Kennedy	LB	Sr.	6-2	225	Fair Haven, N.J.	72	Mathias Ogrinc	OL	Fr.	6-4	270	Hingham, Mass.
13	Chris Colby	WR	So.	6-3	205	Rowley, Mass.	73	Nico Sclafani	OL	Fr.	6-2	290	Bethesda, Md.
14	Dylan Mills	QB	R-Fr.	6-2	205	Dana Point, Calif.	74	Temí Ajírotutú	OL	Gr.	6-5	310	Queens, N.Y.
14	Robert Russo	QB	Jr.	6-3	225	Millsboro, Del.	75	Stephane Voltaire	OL	Sr.	6-5	315	Randolph, Mass.
15	Kenyon Miles	WR	Jr.	6-2	195	Huntington Station, N.Y.	76	Chris McCullers	OL	So.	6-3	310	Round Hill, Va.
16	Lucas Kopecky	WR	Gr.	6-3	200	Rocky Hill, N.J.	77	Chris Therien	OL	Fr.	6-5	280	Marlton, N.J.
16	Jack Ryder	QB	Sr.	6-2	195	Media, Pa.	78	Tommy Broderick	OL	So.	6-5	295	Alpharetta, Ga.
18	Julian Glantz	RB	Sr.	6-1	220	Scarsdale, N.Y.	79	Ryan Cregan	OL	So.	6-6	315	Morristown, N.J.
19	Chris Dobrydney	WR	Sr.	5-10	185	Fairfax, Va.	80	D'Hani Cobbs	WR	Fr.	5-9	180	Camden, N.J.
20	Isaiah Ragland	RB	So.	5-9	205	Alexandria, Va.	81	Brandon Binkowski	WR	R-Fr.	6-3	205	Haymarket, Va.
21	Jayvont Williams	DB	So.	6-1	205	Fort Worth, Texas	82	Ryan Kennedy	WR	Jr.	6-1	195	Cleveland Heights, Ohio
22	Christian Sapp	DB	Sr.	6-0	195	East Stroudsburg, Pa.	83	Braden Reed	WR	Fr.	5-9	180	Pottstown, Pa.
23	Jamie Tyson	DB	R-Fr.	6-2	200	Somers Point, N.J.	84	Ralee Stephens	WR	R-Fr.	5-9	165	Asbury, N.J.
24	David Avit	RB	So.	6-0	225	Frederick, Md.	85	Nolan Clayton	TE	So.	6-5	245	King of Prussia, Pa.
25	Amari Jackson	DB	Fr.	6-0	185	Midland, Pa.	86	Sean Brodnik	TE	R-Fr.	6-3	245	Ardmore, Pa.
26	Isaiah Wright	RB	Sr.	5-8	200	Douglassville, Pa.	87	Ryan Sorge	WR	Jr.	6-3	205	Warrington, Pa.
27	Anthony Hawkins	DB	R-Fr.	6-3	195	Arnold, Md.	89	Sean Welde	TE	Fr.	6-6	260	Cherry Hill, N.J.
28	Brenden Toppin	DB	Fr.	5-11	195	Glastonbury, Conn.	91	Ayden Howard	DL	Gr.	6-2	290	McKinney, Texas
29	Samir Wilkins	DB	Fr.	5-11	170	Newark, N.J.	92	Nigel McSween	DL	So.	6-4	250	Newark, N.J.
31	Shane Hartzell	LB	Sr.	6-0	230	Perkasie, Pa.	93	Nate Sullivan	DL	Fr.	6-4	245	Bethesda, Md.
32	Omari Bursey	LB	R-Fr.	6-0	230	Broomfield, Colo.	94	Ivan Murray	DL	So.	6-3	275	Paulsboro, N.J.
33	Ian Files	DB	Fr.	6-0	190	Newtown Square, Pa.	95	Tyler Langin	DL	Jr.	6-3	265	Houston, Texas
34	Tyler Womack	RB	Fr.	5-10	190	Pasadena, Md.	96	Ugo Nwotite	DL	R-Fr.	6-5	230	Linwood, N.J.
35	Langston White	LB	R-Fr.	6-2	215	Bristow, Va.	97	Daniel Mueller	P	Jr.	5-10	200	Ephrata, Pa.
36	Damill Bostic Jr.	DB	R-Fr.	6-0	185	Hyattsville, Md.	98	Obinna Nwobodo	DL	Gr.	6-3	300	Wilmington, Del.
38	Newton Essiem	DB	So.	5-11	185	Frederick, Md.	99	Ratu Delano Navoti	DL	R-Fr.	6-3	290	Brooklyn, N.Y.
39	Luke Myers	PK	R-Fr.	5-10	195	Breinigsville, Pa.							

## PRONUNCIATION GUIDE

0	Capri Martin	ka-pree	54	Thomas Colello	co-lell-o
1	Jon Wyatt	why-it	56	Christian Caballero	cob-a-yare-oh
2	Zahmir Dawud	da-wood	63	Quin Whalen	quinn whale-inn
3	Tanner Maddocks	mad-ocks	69	Jake Picard	pa-card
3	Josh Oluremi	O-you-rem-ee	72	Mathias Ogrinc	O-grince
4	Ja'briel Mace	ja-breel	74	Temí Ajírotutú	tem-ee ah-joro-too-too
5	Turner Inge	inj (rhymes with hinge)	75	Stephane Voltaire	ste-fon vole-tare
16	Lucas Kopecky	ko-peck-ee	79	Ryan Cregan	cree-ginn
19	Chris Dobrydney	da-brid-nee	84	Ralee Stephens	rally
24	David Avit	ah-vit	87	Ryan Sorge	sorj (rhymes with George)
32	Omari Bursey	bur-see	89	Sean Welde	well-D
38	Newton Essiem	ess-ee-em	96	Ugo Nwotite	ooh-go wo-tee-tay
41	Garrett Rogan	roe-gin	98	Obinna Nwobodo	o-binn-uh wa-BO-doe
50	AJ Koukou	koo-koo	99	Ratu Delano Navoti	rah-too de-lon-oh na-va-tee

# VILLANOVA FOOTBALL GAME NOTES

## OFFENSIVE DEPTH CHART

Pos.	No.	Name	Cl.	Ht.	Wt.	Hometown	Pronunciation
QB	7	Pat McQuaide	Gr.	6-0	205	Solon, Ohio	
	3	Tanner Maddocks	Jr.	6-1	200	Reading, Pa.	mad-ocks
RB	24	David Avit	So.	6-0	225	Potomac, Md.	Av-it
	20	Isaiah Ragland	R-Fr.	5-9	205	Alexandria, Va.	
WR	1	Luke Colella	Gr.	5-10	195	Wexford, Pa.	
	83	Braden Reed	Fr.	5-9	180	Pottstown, Pa.	
WR	16	Lucas Kopecky	Gr.	6-3	200	Rocky Hill, N.J.	ko-peck-ee
	81	Brandon Binkowski	R-Fr.	6-3	205	Haymarket, Va.	
WR	13	Chris Colby	So.	6-3	205	Rowley, Mass.	
	84	Ralee Stephens	R-Fr.	5-9	165	Asbury, N.J.	rally
TE	9	Antonio Johnson	Sr.	6-4	260	Fort Lauderdale, Fla.	
	85	Nolan Clayton	So.	6-5	245	King of Prussia, Pa.	
LT	75	Stephane Voltaire	Sr.	6-5	315	Marion, Mass.	ste-fon vole-tare
	79	Ryan Cregan	So.	6-6	315	Morristown, N.J.	cree-ginn
LG	74	Temi Ajitrotutu	Gr.	6-5	310	Queens, N.Y.	tem-ee aj-joro-too-too
	78	Tommy Broderick	So.	6-5	295	Alpharetta, Ga.	
C	69	Jake Picard	Gr.	6-4	300	Hope, R.I.	pa-card
	63	Quin Whalen	Sr.	6-4	290	Chalfont, Pa.	quinn whale-inn
RG	76	Chris McCullers	So.	6-3	310	Round Hill, Va.	
	78	Tommy Broderick	So.	6-5	295	Alpharetta, Ga.	
RT	67	Kyle Fay	So.	6-6	310	Cranford, N.J.	
	79	Ryan Cregan	So.	6-6	315	Morristown, N.J.	cree-ginn

## DEFENSIVE DEPTH CHART

Pos.	No.	Name	Elig.	Ht.	Wt.	Hometown	Pronunciation
DE	91	Ayden Howard	Gr.	6-2	290	McKinney, Texas	
	99	Ratu Delano Navoti	R-Fr.	6-3	290	Brooklyn, N.Y.	rah-too de-lon-oh na-va-tee
DT	98	Obinna Nwobodo	Gr.	6-3	300	Wilmington, Del.	o-binn-uh / wa-BO-doe
	94	Ivan Murray	So.	6-3	275	Paulsboro, N.J.	
DE	0	Capri Martin	Jr.	6-2	255	Harlem, N.Y.	ka-pree
	96	Ugo Nwotite	R-Fr.	6-5	230	Linwood, N.J.	ooh-go wo-tee-tay
LB	31	Shane Hartzell	Sr.	6-0	230	Perkasie, Pa.	
	51	Dale Law	Sr.	6-1	230	West Chester, Pa.	
LB	44	Richie Kimmel	Gr.	6-1	230	Holmes, Pa.	
	32	Omari Bursey	R-Fr.	6-0	230	Broomfield, Colo.	bur-see
LB	5	Turner Inge	Jr.	6-1	225	Williamstown, N.J.	
	11	Jason Hall	So.	6-2	230	Fall River, Mass.	
CB	2	Zahmir Dawud	So.	6-0	185	North Brunswick, N.J.	da-woood
	36	Damill Bostic	R-Fr.	6-0	185	Hyattsville, Md.	
CB	38	Newton Essiem	So.	5-11	185	Frederick, Md.	ess-ee-em
	4	Jordan Adderley	Gr.	5-10	185	Fayetteville, Ga.	
FS	27	Anthony Hawkins	R-Fr.	6-3	195	Arnold, Md.	
	21	Jayvont Williams	So.	6-1	205	Fort Worth, Texas	
WS	22	Christian Sapp	Sr.	6-0	195	East Stroudsburg, Pa.	
	8	Kaleb Moody	Gr.	5-10	200	North Andover, Mass.	
SS	3	Josh Oluremi	Jr.	6-3	200	Avenel, N.J.	O-you-rem-ee
	41	Garrett Rogan	Sr.	6-3	210	Mercer Island, Wash.	roe-gin
SS	7	Julian Talley	Gr.	5-9	190	Hatfield, Pa.	
	23	Jamie Tyson	R-Fr.	6-2	200	Somers Point, N.J.	

## SPECIAL TEAMS DEPTH CHART

PK	42	Jack Barnum	Gr.	6-2	210	Southington, Conn.	
	39	Luke Myers	R-Fr.	5-10	195	Breinigsville, Pa.	
KO	42	Jack Barnum	Gr.	6-2	210	Southington, Conn.	
	0	Luke Larsen	Gr.	6-2	225	Keilor Park, Australia	
P	97	Daniel Mueller	Jr.	5-10	200	Ephrata, Pa.	
	0	Luke Larsen	Gr.	6-2	225	Keilor Park, Australia	
H	7	Pat McQuaide	Gr.	6-0	205	Solon, Ohio	
	54	Thomas Colello	So.	5-11	205	North Caldwell, N.J.	co-lell-o
KR	4	Ja'briel Mace	So.	5-9	175	Somers Point, N.J.	ja-breel
	26	Isaiah Wright	Sr.	5-8	200	Douglassville, Pa.	
PR	3	Tanner Maddocks	Jr.	6-1	200	Reading, Pa.	mad-ocks
	83	Braden Reed	Fr.	5-9	180	Pottstown, Pa.	

## CAREER PARTICIPATION

#	Name	Games Played
0	Luke Larsen, P	47
0	Capri Martin, DL	29
1	Luke Colella, WR	32
1	Jon Wyatt, DB	18
2	Zahmir Dawud, DB	21
2	Eli Smith, RB	11
3	Tanner Maddocks, QB	19
3	Josh Oluremi, DB	15
4	Jordan Adderley, DB	30
4	Ja'briel Mace, RB	21
5	Turner Inge, LB	31
6	Nate Hill, WR	11
7	Pat McQuaide, QB	28
7	Julian Talley, DB	32
8	Michael Benincasa, QB	2
8	Kaleb Moody, DB	40
9	Antonio Johnson, TE	23
10	JR Strauss, LB	30
11	Jason Hall, LB	22
12	Hudson Heinemann, QB	0
12	Colin Kennedy, LB	12
13	Chris Colby, WR	14
14	Dylan Mills, QB	0
14	Robert Russo, QB	0
15	Kenyon Miles, WR	20
16	Lucas Kopecky, WR	15
16	Jack Ryder, QB	14
18	Julian Glantz, RB	28
19	Chris Dobrydney, WR	19
20	Isaiah Ragland, RB	20
21	Jayvont Williams, DB	19
22	Christian Sapp	38
23	Jamie Tyson, DB	10
24	David Avit, RB	18
25	Amari Jackson, DB	0
26	Isaiah Wright, RB	20
27	Anthony Hawkins, DB	8
28	Brenden Toppin, DB	0
29	Samir Wilkins, DB	5
31	Shane Hartzell, LB	45
32	Omari Bursey, LB	10
33	Ian Files, DB	0
34	Tyler Womack, RB	0
35	Langston White, LB	0
36	Damill Bostic, CB	6
38	Newton Essiem, DB	13
39	Luke Myers, PK	0
41	Garrett Rogan, DB	18
42	Jack Barnum, PK	36
43	Nino Betances, DB	0
44	Richie Kimmel, LB	41
45	Walker Murray, LB	0
48	Griffin Galletta, DL	0
50	AJ Koukou, DL	2
51	Dale Law, LB	6
53	Michael Gaul, LB	0
54	Thomas Colello, LS	4
55	Mike Kennedy, DL	23
56	Christian Caballero, LB	19
58	Thomas Brown, OL	0
61	Dan McManus, OL	7
62	RJ Reyes, OL	0
63	Quin Whalen, OL	18
67	Kyle Fay, OL	19
69	Jake Picard, OL	43
70	Dhamir Wesley, OL	1
71	Colt Brennan, OL	0
72	Matthias Ogrinc, OL	0
73	Nico Sclafani, OL	0
74	Temi Ajitrotutu, OL	41
75	Stephane Voltaire, OL	42
76	Chris McCullers, OL	22
77	Chris Therien, OL	0
78	Tommy Broderick, OL	18
79	Ryan Cregan, OL	13
80	D'Hani Cobbs, WR	0
81	Brandon Binkowski, WR	4
82	Ryan Kennedy, WR	0
83	Braden Reed, WR	4
84	Ralee Stephens, WR	2
85	Nolan Clayton, TE	15
86	Sean Brodnik, TE	2
87	Ryan Sorge, WR	0
89	Sean Welde, TE	2
91	Ayden Howard, DL	44
92	Nigel McSween, DL	19
93	Nate Sullivan, DL	0
94	Ivan Murray, DL	11
95	Tyler Langin, DL	3
96	Ugo Nwotite, DL	8
97	Daniel Mueller, P	1
98	Obinna Nwobodo, DL	34
99	Ratu Delano Navoti, DL	3

# VILLANOVA FOOTBALL GAME NOTES

## NEW HAMPSHIRE OFFENSE

Pos.	No.	Name	Cl.	Ht.	Wt.
QB	9	Matt Vezza	So.	6-0	201
	7	Brooks Bentley	Jr.	6-3	210
RB	23	Myles Thomason	Sr.	5-9	185
	28	Elliot Meine	So.	5-10	200
WR	6	Chase Wilson	Gr.	6-1	195
	19	Ryan Blagg	So.	6-4	200
WR	8	Caleb Burke	Sr.	6-1	202
	17	Logan Perez	So.	6-1	185
WR	16	Josh Fillion	Jr.	6-1	202
	1	Casey McKinney	Sr.	6-0	190
TE	88	Drew Danson	Jr.	6-3	261
	86	Peyton Strickland	Jr.	6-3	235
LT	55	Tolu Olajide	Sr.	6-5	298
	77	Dominick Laudicina	So.	6-6	292
LG	79	Luke Rogers	So.	6-4	345
	65	Arvid Sillberg	Fr.	6-4	310
C	74	Luke Swaine	Jr.	6-4	315
	91	Ty Miles	So.	6-5	303
RG	76	Dylan Maciulewicz	Sr.	6-4	304
	61	Tyler Habersham	R-Fr.	6-5	380
RT	75	Beau Riley	Jr.	6-7	332
	64	Brendan Graham	Jr.	6-6	287

## NEW HAMPSHIRE DEFENSE

Pos.	No.	Name	Cl.	Ht.	Wt.
DE	17	Zach Garron	Sr.	6-3	232
	5	Jordan McAllister	So.	6-3	231
NT	98	Justice Akinmoladun	Gr.	6-0	290
	93	Tim Bonagura	Sr.	6-1	290
DT	9	Cameron Garner-Young	Jr.	6-2	277
	90	Justin Fevrier	Jr.	6-4	346
DE	7	D.J. Johnson	R-Fr.	6-4	233
	96	T.J. Farrell	Jr.	6-5	258
LB	0	Isaiah Jones	R-Fr.	6-1	209
	50	Matthew Sopp	R-Fr.	6-2	203
LB	42	Trevor Barry	R-Fr.	6-1	217
	8	Jackson Downey	So.	6-2	210
CB	21	Sean Webb	So.	6-0	180
	13	Malik Diaby	R-Fr.	6-1	180
SS	4	Darren Burton II	Jr.	5-11	185
	18	Josh Farquharson	So.	6-1	204
WS	10	Cohen Cook	R-Fr.	6-1	199
	(or) 12	Jackson Stone	Jr.	6-3	211
FS	14	Duncan Morelad	Gr.	6-2	203
	27	Brendan Tighe	Gr.	5-11	190
CB	1	Zeroun Skinner	Sr.	6-1	180
	28	Kelby Hampton	Fr.	6-1	185

## NEW HAMPSHIRE SPECIALISTS

Pos.	No.	Name	Cl.	Ht.	Wt.
PK	48	Nick Reed	So.	5-7	175
	97	Greg Motorny	R-Fr.	5-11	193
KO	48	Nick Reed	So.	5-7	175
	97	Greg Motorny	R-Fr.	5-11	193
P	47	Matt Guidebeck	So.	6-2	195
	97	Greg Motorny	R-Fr.	5-11	193
LS	46	Wyatt Rubinoff	So.	6-2	220
	43	Matthew Peicker	Gr.	6-3	235
H	47	Matt Guidebeck	So.	6-2	195
KR	4	Darren Burton II	Jr.	5-11	185
	17	Logan Perez	So.	6-1	185
PR	23	Myles Thomason	Sr.	5-9	185
	17	Logan Perez	So.	6-1	185

## NEW HAMPSHIRE COACHING STAFF

<b>Rick Santos</b>	<b>Isaiah Gilmore</b>
Head Coach	Assistant Coach, Cornerbacks
<b>Scott James</b>	<b>Dan Hicks</b>
Associate Head Coach	Assistant Coach, Safeties
Defensive Coordinator	<b>Sean Coyne</b>
<b>Ed Borden</b>	Assistant Coach, Wide Receivers
Co-Offensive Coordinator	<b>Jake Gershberg</b>
Tight Ends	Video Coordinator
<b>Ryan Wilson</b>	<b>Justin Trevisani</b>
Co-Offensive Coordinator	Director of Operations
Offensive Line	General Manager
<b>Tommy Herion</b>	Pro Liaison
Assistant Coach, Quarterbacks	<b>Paul Chapman</b>
<b>Nick Della Jacono</b>	Director of Strength & Conditioning
Assistant Coach, Linebackers	<b>Cindy Michaud</b>
Special Teams Coordinator	Head Football Athletic Trainer
<b>Jaysen Thompson</b>	<b>Trevor Sylvester</b>
Assistant Coach, Defensive Line	Assistant S&C Coach
Recruiting Coordinator	<b>Delainey McGovern</b>
<b>Ryan VanSchelven</b>	Student Recruiting Assistant
Assistant Coach, Running Backs	<b>Dylan Estrella</b>
	Student Recruiting Assistant

# VILLANOVA FOOTBALL GAME NOTES

## 2025 OPPONENTS AT A GLANCE (26-26 OVERALL, 5-5 CAA FOOTBALL)

### COLGATE (1-3, 1-0 PL)

Date	Opponent	Result
8.29	(22) Monmouth	L, 39-42
9.6	@ (13) Villanova	L, 17-24
9.12	@ Syracuse	L, 24-66
9.20	Fordham (*)	W, 44-21
10.4	@ Cornell	2:00 PM
10.11	Richmond (*)	1:00 PM
10.18	@ Georgetown (*)	1:00 PM
10.25	@ Holy Cross (*)	1:00 PM
11.1	Merrimack	1:00 PM
11.8	@ Lafayette (*)	12:30 PM
11.15	Lehigh (*)	1:00 PM
11.22	Bucknell (*)	1:00 PM

### PENN STATE (3-1, 0-1 B1G)

Date	Opponent	Result
8.30	Nevada	W, 46-11
9.6	FIU	W, 34-0
9.13	Villanova	W, 52-6
9.27	Oregon (*)	L, 24-30
10.4	@ UCLA (*)	3:30 PM
10.11	Northwestern (*)	3:30 PM
10.18	@ Iowa (*)	
11.1	@ Ohio State (*)	
11.8	Indiana (*)	
11.15	@ Michigan State (*)	
11.22	Nebraska (*)	
11.29	@ Rutgers (*)	

### MONMOUTH (3-1, 1-0 CAA)

Date	Opponent	Result
8.29	@ Colgate	W, 42-39
9.6	@ Fordham	W, 49-28
9.13	@ Charlotte	L, 35-42
9.20	Villanova (*)	W, 51-33
10.4	Delaware State	1:00 PM
10.11	@ Towson (*)	2:00 PM
10.18	Stony Brook (*)	1:00 PM
10.25	@ Hampton (*)	2:00 PM
11.1	@ Bryant (*)	1:00 PM
11.8	New Hampshire (*)	12:00 PM
11.15	@ North Carolina A&T (*)	12:00 PM
11.22	UAlbany (*)	12:00 PM

### WILLIAM & MARY (2-3, 1-1 CAA)

Date	Opponent	Result
8.30	@ Furman	L, 21-23
9.6	Maine (*)	W, 28-27
9.13	@ Virginia	L, 16-55
9.20	Charleston Southern	W, 34-7
9.27	@ Villanova (*)	L, 24-31
10.4	North Carolina A&T (*)	3:30 PM
10.18	Elon (*)	3:30 PM
10.25	@ New Hampshire (*)	1:00 PM
11.1	UAlbany (*)	3:30 PM
11.8	@ Campbell (*)	2:00 PM
11.15	@ Hampton (*)	1:00 PM
11.22	Richmond	1:00 PM

### NEW HAMPSHIRE (3-2, 1-0 CAA)

Date	Opponent	Result
8.30	North Carolina Central	W, 27-10
9.6	Holy Cross	W, 19-16
9.13	@ Ball State	L, 29-34
9.20	@ Dartmouth	L, 20-27
9.27	UAlbany (*)	W, 24-6
10.4	Villanova (*)	1:00 PM
10.11	@ Rhode Island (*)	1:00 PM
10.18	@ Campbell (*)	3:30 PM
10.25	William & Mary (*)	1:00 PM
11.8	@ Monmouth (*)	12:00 PM
11.15	@ Bryant (*)	12:00 PM
11.22	Maine (*)	1:00 PM

### ELON (3-2, 1-0 CAA)

Date	Opponent	Result
8.28	@ Duke	L, 17-45
9.6	Davidson	W, 55-7
9.13	@ Western Carolina	W, 37-31
9.20	@ East Tennessee State	L, 16-26
9.27	Hampton (*)	W, 41-20
10.4	@ Towson (*)	4:00 PM
10.11	Villanova (*)	2:00 PM
10.18	@ William & Mary (*)	3:30 PM
10.29	@ Maine (*)	1:00 PM
11.8	Rhode Island (*)	2:00 PM
11.15	@ Campbell (*)	2:00 PM
11.22	North Carolina A&T (*)	2:00 PM

### HAMPTON (1-4, 0-2 CAA)

Date	Opponent	Result
8.30	@ Jackson State	L, 14-28
9.6	Elizabeth City State	W, 27-20
9.13	@ North Carolina A&T (*)	L, 30-33
9.20	Howard	L, 7-34
9.27	@ Elon (*)	L, 20-41
10.4	Norfolk State	4:00 PM
10.11	Campbell (*)	2:00 PM
10.18	@ Villanova (*)	1:00 PM
10.25	Monmouth (*)	2:00 PM
11.8	Maine (*)	1:00 PM
11.15	William & Mary (*)	1:00 PM
11.22	@ Rhode Island (*)	1:00 PM

### UALBANY (1-4, 0-1 CAA)

Date	Opponent	Result
8.30	@ Iowa	L, 7-34
9.6	@ Delaware State	L, 32-37
9.13	New Haven	L, 17-24
9.20	Cornell	W, 13-10
9.27	@ New Hampshire (*)	L, 6-24
10.4	Stony Brook (*)	1:00 PM
10.18	Rhode Island (*)	3:30 PM
10.25	@ Villanova (*)	3:30 PM
11.1	@ William & Mary (*)	3:30 PM
11.8	Bryant (*)	1:00 PM
11.15	Towson (*)	1:00 PM
11.22	@ Monmouth (*)	12:00 PM

### TOWSON (3-2, 1-0 CAA)

Date	Opponent	Result
8.28	Norfolk State	W, 27-7
9.6	@ Morgan State	W, 27-22
9.13	@ Maryland	L, 17-44
9.20	Youngstown State	L, 28-31
9.27	@ Bryant (*)	W, 26-24
10.4	Elon (*)	4:00 PM
10.11	Monmouth (*)	2:00 PM
10.25	@ Stony Brook (*)	3:30 PM
11.1	@ North Carolina A&T (*)	12:00 PM
11.8	Villanova (*)	1:00 PM
11.15	@ UAlbany (*)	1:00 PM
11.22	Campbell (*)	1:00 PM

### STONY BROOK (2-3, 0-1 CAA)

Date	Opponent	Result
8.28	@ San Diego State	L, 0-42
9.6	(9) Rhode Island (*)	L, 17-31
9.13	Fordham	W, 41-18
9.20	@ Lindenwood	L, 27-30
9.27	Merrimack	W, 35-10
10.4	@ UAlbany (*)	3:30 PM
10.18	@ Monmouth (*)	1:00 PM
10.25	Towson (*)	3:30 PM
11.1	@ Maine (*)	1:00 PM
11.8	North Carolina A&T (*)	12:00 PM
11.15	@ Villanova (*)	1:00 PM
11.22	Bryant (*)	12:00 PM

### SACRED HEART (4-1)

Date	Opponent	Result
8.30	Stonehill	W, 12-7
9.6	@ Lehigh	L, 10-28
9.13	@ LIU	W, 24-21
9.20	@ Norfolk State	W, 31-28
9.27	Delaware State	W, 35-31
10.4	@ Central Connecticut State	12:00 PM
10.11	Howard	1:00 PM
10.18	@ Montana	1:00 PM
11.1	New Haven	12:00 PM
11.8	Virginia Lynchburg	12:00 PM
11.15	Merrimack	12:00 PM
11.22	@ Villanova	1:00 PM



# VILLANOVA FOOTBALL GAME NOTES

## VILLANOVA QUARTERBACKS



### PAT MCQUAIDE (#7)

Graduate Student

6-0 / 205

Solon, Ohio

Solon


Nicholls

### Passing

Opponent	Comp-Att-Int	Pct.	Yds	TD	Long
Colgate	18-28-0	64.3%	299	1	56
Penn State	7-15-1	46.7%	27	0	8
Monmouth	25-43-0	58.1%	333	2	40
William & Mary	15-28-0	53.6%	194	0	25
New Hampshire					
Elon					
Hampton					
UAlbany					
Towson					
Stony Brook					
Sacred Heart					
<b>2025 Season</b>	<b>65-114-1</b>	<b>57.0%</b>	<b>853</b>	<b>3</b>	<b>56</b>
<b>Villanova Career</b>	<b>65-114-1</b>	<b>57.0%</b>	<b>853</b>	<b>3</b>	<b>56</b>
<b>Collegiate Career</b>	<b>460-800-23</b>	<b>57.5%</b>	<b>5267</b>	<b>30</b>	<b>88</b>

### Rushing

Opponent	Att.	Yds	Avg.	TD	Long
Colgate	3	41	13.7	1	28
Penn State	2	-7	-3.5	0	-2
Monmouth	3	-23	-7.7	0	-4
William & Mary					
New Hampshire					
Elon					
Hampton					
UAlbany					
Towson					
Stony Brook					
Sacred Heart					
<b>2025 Season</b>	<b>8</b>	<b>11</b>	<b>1.4</b>	<b>1</b>	<b>28</b>
<b>Villanova Career</b>	<b>8</b>	<b>11</b>	<b>1.4</b>	<b>1</b>	<b>28</b>
<b>Collegiate Career</b>	<b>121</b>	<b>-67</b>	<b>-0.6</b>	<b>5</b>	<b>28</b>



### TANNER MADDOCKS (#3)

Junior

6-1 / 200

Reading, Pa.

Fleetwood

### Passing

Opponent	Comp-Att-Int	Pct.	Yds	TD	Long
Colgate					
Penn State	6-12-1	50.0	69	1	33
Monmouth	DNP				
William & Mary					
New Hampshire					
Elon					
Hampton					
UAlbany					
Towson					
Stony Brook					
Sacred Heart					
<b>2025 Season</b>	<b>6-12-1</b>	<b>50.0</b>	<b>69</b>	<b>1</b>	<b>33</b>
<b>Collegiate Career</b>	<b>20-32-1</b>	<b>62.5%</b>	<b>225</b>	<b>1</b>	<b>40</b>

### Rushing

Opponent	Att.	Yds	Avg.	TD	Long
Colgate					
Penn State	5	3	0.7	0	6
Monmouth	DNP				
William & Mary					
New Hampshire					
Elon					
Hampton					
UAlbany					
Towson					
Stony Brook					
Sacred Heart					
<b>2025 Season</b>	<b>5</b>	<b>3</b>	<b>0.7</b>	<b>0</b>	<b>6</b>
<b>Collegiate Career</b>	<b>15</b>	<b>35</b>	<b>2.3</b>	<b>2</b>	<b>17</b>

# VILLANOVA FOOTBALL GAME NOTES

## VILLANOVA RUNNING BACKS



**DAVID AVIT (#24)**

Sophomore  
6-0 / 225  
Frederick, Md.  
Winston Churchill

### Rushing

Opponent	Att.	Yds	Avg.	TD	Long
Colgate	15	49	3.3	0	18
Penn State	10	53	5.3	0	27
Monmouth	18	135	7.5	3	32
William & Mary	17	133	7.8	3	27
New Hampshire					
Elon					
Hampton					
UAlbany					
Towson					
Stony Brook					
Sacred Heart					
<b>2025 Season</b>	<b>60</b>	<b>370</b>	<b>6.2</b>	<b>6</b>	<b>32</b>
<b>Collegiate Career</b>	<b>233</b>	<b>1293</b>	<b>5.5</b>	<b>12</b>	<b>72</b>

### Receiving

Opponent	Rec.	Yds	Avg.	TD	Long
Colgate	1	8	8.0	0	8
Penn State	2	12	6.0	0	7
Monmouth	2	27	13.5	0	15
William & Mary	1	11	11.0	0	11
New Hampshire					
Elon					
Hampton					
UAlbany					
Towson					
Stony Brook					
Sacred Heart					
<b>2025 Season</b>	<b>6</b>	<b>58</b>	<b>9.7</b>	<b>0</b>	<b>15</b>
<b>Collegiate Career</b>	<b>17</b>	<b>233</b>	<b>13.7</b>	<b>0</b>	<b>56</b>



**ISAIAH RAGLAND (#20)**

Sophomore  
5-9 / 205  
Alexandria, Va.  
Centreville

### Rushing

Opponent	Att.	Yds	Avg.	TD	Long
Colgate	13	26	2.0	1	14
Penn State	10	9	0.9	0	7
Monmouth	6	26	4.3	0	13
William & Mary	15	66	4.4	0	14
New Hampshire					
Elon					
Hampton					
UAlbany					
Towson					
Stony Brook					
Sacred Heart					
<b>2025 Season</b>	<b>44</b>	<b>127</b>	<b>2.9</b>	<b>1</b>	<b>14</b>
<b>Collegiate Career</b>	<b>173</b>	<b>799</b>	<b>4.6</b>	<b>4</b>	<b>65</b>

### Receiving

Opponent	Rec.	Yds	Avg.	TD	Long
Colgate	1	12	12.0	0	12
Penn State	1	-2	-2.0	0	-2
Monmouth					
William & Mary					
New Hampshire					
Elon					
Hampton					
UAlbany					
Towson					
Stony Brook					
Sacred Heart					
<b>2025 Season</b>	<b>2</b>	<b>10</b>	<b>5.0</b>	<b>0</b>	<b>12</b>
<b>Collegiate Career</b>	<b>11</b>	<b>79</b>	<b>7.2</b>	<b>0</b>	<b>24</b>

# VILLANOVA FOOTBALL GAME NOTES

## VILLANOVA RUNNING BACKS



**JA'BRIEL MACE (#4)**  
Sophomore  
5-9 / 175  
Somers Point, N.J.  
Mainland Regional

### Rushing

Opponent	Att.	Yds	Avg.	TD	Long
Colgate	2	3	1.5	0	3
Penn State	3	20	6.7	0	12
Monmouth	1	27	27.0	0	27
William & Mary	3	18	6.0	0	17
New Hampshire					
Elon					
Hampton					
UAlbany					
Towson					
Stony Brook					
Sacred Heart					
2025 Season	9	68	7.6	0	27
Collegiate Career	67	351	5.2	1	28

### Receiving

Opponent	Rec.	Yds	Avg.	TD	Long
Colgate					
Penn State	2	3	1.5	0	8
Monmouth	1	1	1.0	0	1
William & Mary	1	-2	-2.0	0	-2
New Hampshire					
Elon					
Hampton					
UAlbany					
Towson					
Stony Brook					
Sacred Heart					
2025 Season	4	2	0.5	0	8
Collegiate Career	16	133	8.3	0	35



**ELI SMITH (#2)**  
Senior  
6-0 / 230  
Houston, Texas  
Second Baptist

### Rushing

Opponent	Att.	Yds	Avg.	TD	Long
Colgate	DNP				
Penn State	DNP				
Monmouth	DNP				
William & Mary	DNP				
New Hampshire					
Elon					
Hampton					
UAlbany					
Towson					
Stony Brook					
Sacred Heart					
2025 Season	0	0	0.0	0	0
Collegiate Career	42	209	5.0	0	18

### Receiving

Opponent	Rec.	Yds	Avg.	TD	Long
Colgate	DNP				
Penn State	DNP				
Monmouth	DNP				
William & Mary	DNP				
New Hampshire					
Elon					
Hampton					
UAlbany					
Towson					
Stony Brook					
Sacred Heart					
2025 Season	0	0	0.0	0	0
Collegiate Career	2	23	11.5	0	21

# VILLANOVA FOOTBALL GAME NOTES

## VILLANOVA WIDE RECEIVERS



### LUKE COLELLA (#1)

Graduate Student  
5-10 / 195  
Wexford, Pa.  
North Allegheny  
Princeton

#### Receiving

Opponent	Rec.	Yds	Avg.	TD	Long
Colgate	5	124	24.8	0	51
Penn State	1	3	3.0	0	3
Monmouth	9	117	13.0	0	29
William & Mary	6	88	14.7	0	23
New Hampshire					
Elon					
Hampton					
UAlbany					
Towson					
Stony Brook					
Sacred Heart					
<b>2025 Season</b>	<b>21</b>	<b>332</b>	<b>15.8</b>	<b>0</b>	<b>51</b>
<b>Villanova Career</b>	<b>21</b>	<b>332</b>	<b>15.8</b>	<b>0</b>	<b>51</b>
<b>Collegiate Career</b>	<b>114</b>	<b>1520</b>	<b>13.3</b>	<b>11</b>	<b>75</b>



### BRADEN REED (#83)

Freshman  
5-9 / 180  
Pottstown, Pa.  
Pople John Paul II

#### Receiving

Opponent	Rec.	Yds	Avg.	TD	Long
Colgate					
Penn State	2	41	20.5	0	33
Monmouth	4	71	17.8	0	40
William & Mary	1	23	23.0	0	23
New Hampshire					
Elon					
Hampton					
UAlbany					
Towson					
Stony Brook					
Sacred Heart					
<b>2025 Season</b>	<b>7</b>	<b>135</b>	<b>19.3</b>	<b>0</b>	<b>40</b>
<b>Collegiate Career</b>	<b>7</b>	<b>135</b>	<b>19.3</b>	<b>0</b>	<b>40</b>



### LUCAS KOPECKY (#16)

Graduate Student  
6-3 / 200  
Rocky Hill, N.J.  
Montgomery

#### Receiving

Opponent	Rec.	Yds	Avg.	TD	Long
Colgate	5	98	18.6	1	56
Penn State	1	7	7.0	0	7
Monmouth	2	26	13.0	0	14
William & Mary	2	32	16.0	0	18
New Hampshire					
Elon					
Hampton					
UAlbany					
Towson					
Stony Brook					
Sacred Heart					
<b>2025 Season</b>	<b>10</b>	<b>163</b>	<b>16.3</b>	<b>1</b>	<b>56</b>
<b>Collegiate Career</b>	<b>36</b>	<b>465</b>	<b>12.9</b>	<b>3</b>	<b>56</b>



### CHRIS COLBY (#13)

Sophomore  
6-3 / 205  
Rowley, Mass.  
Pingry School

#### Receiving

Opponent	Rec.	Yds	Avg.	TD	Long
Colgate	2	33	16.5	0	22
Penn State	2	18	9.0	9	9
Monmouth					
William & Mary	DNP				
New Hampshire					
Elon					
Hampton					
UAlbany					
Towson					
Stony Brook					
Sacred Heart					
<b>2025 Season</b>	<b>4</b>	<b>51</b>	<b>12.8</b>	<b>0</b>	<b>22</b>
<b>Collegiate Career</b>	<b>14</b>	<b>192</b>	<b>13.7</b>	<b>0</b>	<b>24</b>



# VILLANOVA FOOTBALL GAME NOTES

## VILLANOVA WIDE RECEIVERS/TIGHT ENDS



### BRANDON BINKOWSKI (#81)

Redshirt Freshman  
6-3 / 205  
Haymarket, Va.  
Battlefield

#### Receiving

Opponent	Rec.	Yds	Avg.	TD	Long
Colgate	1	5	5.0	0	5
Penn State	2	19	9.5	1	11
Monmouth	3	34	11.3	1	15
William & Mary					
New Hampshire					
Elon					
Hampton					
UAlbany					
Towson					
Stony Brook					
Sacred Heart					
<b>2025 Season</b>	<b>6</b>	<b>58</b>	<b>9.7</b>	<b>2</b>	<b>15</b>
<b>Collegiate Career</b>	<b>6</b>	<b>58</b>	<b>9.7</b>	<b>2</b>	<b>15</b>



### ANTONIO JOHNSON (#9)

Senior  
6-4 / 260  
Fort Lauderdale, Fla.  
St. Thomas Aquinas

#### Receiving

Opponent	Rec.	Yds	Avg.	TD	Long
Colgate	3	19	6.3	0	7
Penn State	1	7	7.0	0	7
Monmouth	2	39	19.5	1	30
William & Mary					
New Hampshire					
Elon					
Hampton					
UAlbany					
Towson					
Stony Brook					
Sacred Heart					
<b>2025 Season</b>	<b>6</b>	<b>65</b>	<b>10.8</b>	<b>1</b>	<b>30</b>
<b>Collegiate Career</b>	<b>15</b>	<b>165</b>	<b>11.0</b>	<b>2</b>	<b>34</b>



### RALEE STEPHENS (#84)

Redshirt Freshman  
5-9 / 165  
Asbury, N.J.  
Asbury Park

#### Receiving

Opponent	Rec.	Yds	Avg.	TD	Long
Colgate	DNP				
Penn State	1	6	6.0	0	6
Monmouth	DNP				
William & Mary	2	19	9.5	0	15
New Hampshire					
Elon					
Hampton					
UAlbany					
Towson					
Stony Brook					
Sacred Heart					
<b>2025 Season</b>	<b>3</b>	<b>25</b>	<b>8.3</b>	<b>0</b>	<b>15</b>
<b>Collegiate Career</b>	<b>3</b>	<b>25</b>	<b>8.3</b>	<b>0</b>	<b>15</b>



### NOLAN CLAYTON (#85)

Sophomore  
6-5 / 245  
King of Prussia, Pa.  
Upper Merion

#### Receiving

Opponent	Rec.	Yds	Avg.	TD	Long
Colgate					
Penn State					
Monmouth					
William & Mary	2	23	11.5	0	25
New Hampshire					
Elon					
Hampton					
UAlbany					
Towson					
Stony Brook					
Sacred Heart					
<b>2025 Season</b>	<b>2</b>	<b>23</b>	<b>11.5</b>	<b>0</b>	<b>25</b>
<b>Collegiate Career</b>	<b>4</b>	<b>41</b>	<b>10.3</b>	<b>0</b>	<b>25</b>

# VILLANOVA FOOTBALL GAME NOTES

## VILLANOVA SPECIALISTS



### JACK BARNUM (#42)

Graduate Student  
6-2 / 210  
Southington, Conn.  
Southington  
Central Connecticut State

### Scoring

Opponent	FG	Long	40+	PAT	Points
Colgate	1-1	39	0	3-3	6
Penn State	0-1	—	0	0-0	0
Monmouth	0-0	—	0	3-3	3
William & Mary	1-3	43	1	4-4	7
New Hampshire					
Elon					
Hampton					
UAlbany					
Towson					
Stony Brook					
Sacred Heart					
<b>2025 Season</b>	<b>2-5</b>	<b>43</b>	<b>1</b>	<b>10-10</b>	<b>16</b>
<b>Villanova Career</b>	<b>2-5</b>	<b>43</b>	<b>1</b>	<b>10-10</b>	<b>16</b>
<b>Collegiate Career</b>	<b>31-44</b>	<b>52</b>	<b>12</b>	<b>74-76</b>	<b>167</b>

### Kicking

Opponent	KO	Yards	Avg.	TB
Colgate	5	307	61.4	1
Penn State	1	60	60.0	0
Monmouth	5	289	57.8	2
William & Mary	6	372	62.0	2
New Hampshire				
Elon				
Hampton				
UAlbany				
Towson				
Stony Brook				
Sacred Heart				
<b>2025 Season</b>	<b>17</b>	<b>1,028</b>	<b>60.5</b>	<b>5</b>
<b>Villanova Career</b>	<b>17</b>	<b>1,028</b>	<b>60.5</b>	<b>5</b>
<b>Collegiate Career</b>	<b>179</b>	<b>9,581</b>	<b>53.5</b>	<b>35</b>



### LUKE LARSEN (#0)

Graduate Student  
6-2 / 225  
Keilor Park, Victoria, Australia  
St. Bernard's  
East Carolina

### Punting

Opponent	Att.	Yds	Avg.	Long	FC	I20	50+
Colgate	5	198	39.6	50	0	2	1
Penn State	8	327	40.0	54	3	1	1
Monmouth	4	160	40.0	42	1	1	0
William & Mary	2	84	42.0	43	1	1	0
New Hampshire							
Elon							
Hampton							
UAlbany							
Towson							
Stony Brook							
Sacred Heart							
<b>2025 Season</b>	<b>19</b>	<b>769</b>	<b>40.5</b>	<b>54</b>	<b>5</b>	<b>5</b>	<b>2</b>
<b>Villanova Career</b>	<b>19</b>	<b>769</b>	<b>40.5</b>	<b>54</b>	<b>5</b>	<b>5</b>	<b>2</b>
<b>Collegiate Career</b>	<b>193</b>	<b>7868</b>	<b>40.8</b>	<b>56</b>	<b>80</b>	<b>58</b>	<b>21</b>

# VILLANOVA FOOTBALL GAME NOTES

## VILLANOVA SPECIALISTS



### JA'BRIEL MACE (#4)

Sophomore  
5-9 / 175  
Somers Point, N.J.  
Mainland Regional

#### Kickoff Returns

Opponent	Att.	Yds	Avg.	TD	Long
Colgate	3	68	22.7	0	26
Penn State	1	27	27.0	0	27
Monmouth	6	153	25.5	0	33
William & Mary	2	122	61.0	1	100
New Hampshire					
Elon					
Hampton					
UAlbany					
Towson					
Stony Brook					
Sacred Heart					
<b>2025 Season</b>	<b>12</b>	<b>370</b>	<b>30.8</b>	<b>1</b>	<b>100</b>
<b>Collegiate Career</b>	<b>24</b>	<b>655</b>	<b>27.3</b>	<b>1</b>	<b>100</b>



### ISAIAH WRIGHT (#26)

Senior  
6-0 / 195  
East Stroudsburg, Pa.  
East Stroudsburg South

#### Kickoff Returns

Opponent	Att.	Yds	Avg.	TD	Long
Colgate					
Penn State	3	52	17.3	0	24
Monmouth	1	9	9.0	0	9
William & Mary					
New Hampshire					
Elon					
Hampton					
UAlbany					
Towson					
Stony Brook					
Sacred Heart					
<b>2025 Season</b>	<b>4</b>	<b>61</b>	<b>15.3</b>	<b>0</b>	<b>24</b>
<b>Collegiate Career</b>	<b>5</b>	<b>92</b>	<b>18.4</b>	<b>0</b>	<b>31</b>



### TANNER MADDOCKS (#3)

Junior  
6-1 / 200  
Reading, Pa.  
Fleetwood

#### Punt Returns

Opponent	Att.	Yds	Avg.	TD	Long
Colgate					
Penn State					
Monmouth	DNP				
William & Mary					
New Hampshire					
Elon					
Hampton					
UAlbany					
Towson					
Stony Brook					
Sacred Heart					
<b>2025 Season</b>	<b>0</b>	<b>0</b>	<b>0.0</b>	<b>0</b>	<b>0</b>
<b>Collegiate Career</b>	<b>10</b>	<b>97</b>	<b>9.7</b>	<b>0</b>	<b>22</b>



### BRADEN REED (#83)

Freshman  
5-9 / 180  
Pottstown, Pa.  
Pope John Paul II

#### Punt Returns

Opponent	Att.	Yds	Avg.	TD	Long
Colgate					
Penn State					
Monmouth					
William & Mary					
New Hampshire					
Elon					
Hampton					
UAlbany					
Towson					
Stony Brook					
Sacred Heart					
<b>2025 Season</b>	<b>0</b>	<b>0</b>	<b>0.0</b>	<b>0</b>	<b>0</b>
<b>Collegiate Career</b>	<b>0</b>	<b>0</b>	<b>0.0</b>	<b>0</b>	<b>0</b>

# VILLANOVA FOOTBALL GAME NOTES

## GAME BY GAME TACKLES

Total Tackles	UA-A	TOT	COL	PSU	MON	W&M	UNH	ELO	HAM	ALB	TOW	SBK	SHU
Shane Hartzell	19-15	34	2-4	5-4	5-4	7-3							
Turner Inge	11-8	19	3-3	3-2	1-0	4-3							
Anthony Hawkins	16-2	18	3-1	3-0	6-1	4-0							
Christian Sapp	15-3	18	2-2	6-0	7-0	0-1							
Jordan Adderley	12-3	15	2-0	1-2	4-1	5-0							
Ayden Howard	4-10	14	0-4	1-2	0-2	3-2							
Zahmir Dawud	10-3	13	2-1	1-1	4-1	3-0							
Obinna Nwobodo	7-6	13	1-2	1-1	2-0	3-3							
Garrett Rogan	8-3	11	2-2	1-0	3-0	2-1							
Nigel McSween	5-6	11	0-6	3-0	2-0	0-0							
Jason Hall	10-0	10	0-0	3-0	4-0	3-0							
Capri Martin	5-5	10	1-3	0-0	2-0	2-2							
JR Strauss	3-7	10	2-6	1-1	DNP	DNP							
Omari Bursey	3-5	8	0-3	2-0	1-2	0-0							
Damill Bostic	6-0	6	DNP	3-0	1-0	2-0							
Josh Oluremi	5-0	5	0-0	0-0	3-0	2-0							
Jamie Tyson	4-1	5	1-1	1-0	0-0	2-0							
Kaleb Moody	3-2	5	0-0	2-2	1-0	0-0							
Ivan Murray	3-2	5	0-1	0-0	2-1	1-0							
Ratu Delano Navoti	2-1	3	DNP	0-1	1-0	1-0							
Richie Kimmel	2-1	3	DNP	DNP	0-0	2-1							
Julian Glantz	1-1	2	0-0	0-0	1-0	0-1							
Lucas Kopecky	1-0	1	0-0	1-0	0-0	0-0							
Isaiah Ragland	1-0	1	0-0	1-0	0-0	0-0							
Julian Talley	1-0	1	0-0	0-0	DNP	1-0							
Jayvont Williams	1-0	1	0-0	0-0	1-0	0-0							
Newton Essiem	0-1	1	DNP	0-1	0-0	DNP							
Colin Kennedy	0-1	1	0-1	DNP	DNP	DNP							
Ugo Nwotite	0-1	1	0-1	0-0	0-0	0-0							
TOTAL	158-88	246	21-40	39-18	51-12	47-18							

## SPECIAL TEAMS TACKLES

Total Tackles	KO-PU	TOT	COL	PSU	MON	W&M	UNH	ELO	HAM	ALB	TOW	SBK	SHU
Jason Hall	1-3	4	0-0	0-2	0-0	1-1							
Josh Oluremi	2-1	3	0-0	0-0	1-1	1-0							
Julian Glantz	2-0	2	0-0	0-0	1-0	1-0							
JR Strauss	2-0	2	1-0	1-0	DNP	DNP							
Omari Bursey	1-0	1	1-0	0-0	0-0	0-0							
Julian Talley	1-0	1	0-0	0-0	DNP	1-0							
Isaiah Wright	1-0	1	0-0	0-0	0-0	1-0							
Turner Inge	0-1	1	0-1	0-0	0-0	0-0							
Lucas Kopecky	0-1	1	0-0	0-1	0-0	0-0							
TOTAL	10-6	16	2-1	1-3	2-1	5-1							

## GAME BY GAME DEFENSIVE STATISTICS

OPPONENT	TFL	SACKS	FF	FR	INT	PBU	BLK	YARDS	POINTS
Colgate	3-6	1-2	0	0	0	8	0	350	17
Penn State	0-0	0-0	0	0	1	6	0	465	52
Monmouth	2-2	0-0	1	0	0	0	0	637	51
William & Mary	6-26	3-21	0	0	0	4	0	356	24
New Hampshire									
Elon									
Hampton									
UAlbany									
Towson									
Stony Brook									
Sacred Heart									
TOTAL	11-34	4-23	1	0	1	18	0	1808	144



# VILLANOVA FOOTBALL GAME NOTES

## GAME BY GAME STARTERS

OFFENSE	QB	RB	WR	WR	WR/TE	TE/WR	LT	LG	C	RG	RT
Colgate	McQuaide	Avit	Colella	Kopecky	Clayton	Johnson	Voltaire	Ajirotutu	Picard	McCullers	Fay
Penn State	McQuaide	Avit	Colella	Kopecky	Colby	Johnson	Voltaire	Ajirotutu	Picard	McCullers	Fay
Monmouth	McQuaide	Avit	Colella	Binkowski	Colby	Johnson	Voltaire	Ajirotutu	Picard	McCullers	Fay
W&M	McQuaide	Avit	Colella	Kopecky	Reed	Clayton	Voltaire	Ajirotutu	Picard	McCullers	Fay
UNH											
Elon											
Hampton											
UAlbany											
Towson											
Stony Brook											
Sacred Heart											
DEFENSE	DE	DT	DE	LB	LB	LB	CB	CB	FS	WS	SS
Colgate	Howard	Nwobodo	Martin	Hartzell	Strauss	Inge	Dawud	Adderley	Hawkins	Sapp	Rogan
Penn State	Howard	Nwobodo	Martin	Hartzell	Strauss	Inge	Dawud	Adderley	Hawkins	Sapp	Rogan
Monmouth	Howard	Nwobodo	Martin	Hartzell	Bursey	Inge	Dawud	Adderley	Hawkins	Sapp	Rogan
W&M	Howard	Nwobodo	Martin	Hartzell	Kimmel	Inge	Dawud	Adderley	Hawkins	Sapp	Rogan
UNH											
Elon											
Hampton											
UAlbany											
Towson											
Stony Brook											
Sacred Heart											

## VILLANOVA SCORING DRIVES

OPP	QTR	TIME	PL/YDS/TM	RES	PLAY	OPP	QTR	TIME	PL/YDS/TM	RES	PLAY
COL	1	3:33	6/73/3:24	TD	Ragland 1 yd run						
COL	2	10:35	4/37/1:54	TD	McQuaide 28 yd run						
COL	3	5:28	11/77/5:48	FG	Barnum 39 yd field goal						
COL	3	0:52	4/73/1:33	TD	Kopecky 56 yd reception						
PSU	4	0:00	16/75/6:24	TD	Binkowski 8 yd reception						
MON	1	11:00	6/67/3:08	TD	Binkowski 10 yd reception						
MON	2	0:49	9/65/1:00	TD	Avit 2 yd run						
MON	3	13:04	4/72/1:50	TD	Avit 19 yd run						
MON	3	3:09	9/75/4:22	TD	Avit 2 yd run						
MON	4	2:15	6/87/1:39	TD	Johnson 30 yd reception						
WM	1	7:22	10/92/4:31	TD	Avit 1 yd run						
WM	2	4:01	6/54/2:49	TD	Avit 15 yd run						
WM	3	14:48	—	TD	Mace 100 yd kickoff return						
WM	3	8:04	11/43/5:24	FG	Barnum 43 yd field goal						
WM	4	10:18	13/75/7:52	TD	Avit 3 yd run						

# VILLANOVA FOOTBALL GAME NOTES

## LONG PLAYS BY THE NUMBERS

YARDS	NO.	TD
100+	1	1
90-99		
80-89		
70-79		
60-69		
50-59	2	1
40-49	2	0
30-39	5	1
20-29	20	1

## LONG PLAYS BY TYPE

PLAY	NO.	TD
Rushing	5	1
Passing	12	2
Punt Returns		
Kick Returns	13	1
Interceptions		
Fumble Returns		
Other		
TOTAL	30	4

## LONGEST PLAYS OF THE YEAR

RUSHING	
32	David Avit, Monmouth
RUSHING TOUCHDOWN	
28	Pat McQuaide, Colgate
PASSING	
56	Pat McQuaide, Colgate
PASSING TOUCHDOWN	
56	Pat McQuaide, Colgate
RECEPTION	
56	Lucas Kopecky, Colgate
RECEIVING TOUCHDOWN	
56	Lucas Kopecky, Colgate
PUNT RETURN	
KICK RETURN	
100	Ja’briel Mace, William & Mary
INTERCEPTION RETURN	
0	Omari Bursey, Penn State
FUMBLE RETURN	
PUNT	
54	Luke Larsen, Penn State
FIELD GOAL	
43	Jack Barnum, William & Mary

## LONGEST PLAYS OF THE YEAR (20+ YARDS)

YDS	TYPE	PLAYER	OPPONENT
100*	KR	Ja’briel Mace	William & Mary
56*	Pass	Pat McQuaide to Lucas Kopecky	Colgate
51	Pass	Pat McQuaide to Luke Colella	Colgate
44	Pass	Pat McQuaide to Luke Colella	Colgate
40	Pass	Pat McQuaide to Braden Reed	Monmouth
33	Pass	Tanner Maddocks to Braden Reed	Penn State
33	KR	Ja’briel Mace	Monmouth
32	Rush	David Avit	Monmouth
32	KR	Christian Sapp	Monmouth
30*	Pass	Pat McQuaide to Antonio Johnson	Monmouth
29	Pass	Pat McQuaide to Luke Colella	Monmouth
29	KR	Ja’briel Mace	Monmouth
28*	Rush	Pat McQuaide	Colgate
28	KR	Ja’briel Mace	Monmouth
27	Rush	David Avit	Penn State
27	KR	Ja’briel Mace	Penn State
27	Rush	Ja’briel Mace	Monmouth
27	KR	Ja’briel Mace	Monmouth
27	Rush	David Avit	William & Mary
26	KR	Ja’briel Mace	Colgate
25	Pass	Pat McQuaide to Nolan Clayton	William & Mary
24	KR	Isaiah Wright	Penn State
23	Pass	Pat McQuaide to Luke Colella	William & Mary
23	Pass	Pat McQuaide to Braden Reed	William & Mary
22	Pass	Pat McQuaide to Chris Colby	Colgate
22	KR	Ja’briel Mace	Colgate
22	Pass	Pat McQuaide to Braden Reed	Monmouth
22	KR	Ja’briel Mace	William & Mary
20	KR	Ja’briel Mace	Colgate
20	KR	Ja’briel Mace	Monmouth

\* denotes a touchdown

## 20-YARD PLUS BY PLAYER

PLAYER	NO.	TD	RUSH	REC.	KR	PR	IR	FR
Mace	12	1	1	0	11	0	0	0
Colella	4	0	0	4	0	0	0	0
Reed	4	0	0	4	0	0	0	0
Avit	3	0	3	0	0	0	0	0
McQuaide	1	1	1	0	0	0	0	0
Johnson	1	1	0	1	0	0	0	0
Kopecky	1	1	0	1	0	0	0	0
Clayton	1	0	0	1	0	0	0	0
Colby	1	0	0	1	0	0	0	0
Sapp	1	0	0	0	1	0	0	0
Wright	1	0	0	0	1	0	0	0
TOTAL	30	4	5	12	13	0	0	0

# VILLANOVA FOOTBALL GAME NOTES

## MISCELLANEOUS STATS

### 2025 NON-OFFENSIVE TOUCHDOWNS

Player	Type	Yds	Opponent
Ja'briel Mace	KR	100	William & Mary

### POINTS OFF TURNOVERS

OPPONENT	VU TO	OPP PTS	OPP TO	VU PTS	+/-
Colgate	0	0	0	0	0
Penn State	2	7	1	0	-7
Monmouth	1	0	0	0	0
William & Mary	0	0	0	0	0
New Hampshire					
Elon					
Hampton					
UAlbany					
Towson					
Stony Brook					
Sacred Heart					
TOTAL	3	7	1	0	-7

### CAREER INTERCEPTIONS

Player	INT	Return Yards	Long	TD
Christian Sapp	3	0	0	0
Zahmir Dawud	2	2	2	0
Jordan Adderley	1	61	61	1
Shane Hartzell	1	19	19	0
Omari Bursey	1	0	0	0
Richie Kimmel	1	0	0	0
Julian Talley	1	0	0	0

### CAREER FUMBLES

Player	FF	FR	Return Yards	TD
Zahmir Dawud	2	0	0	0
Shane Hartzell	3	1	18	0
Ayden Howard	1	0	0	0
Richie Kimmel	1	2	1	0
Obinna Nwobodo	1	0	0	0
Christian Sapp	1	0	0	0

### CAREER BLOCKED KICKS

Player	Type	Opponent	Year
Richie Kimmel	Punt	Delaware	2022
Obinna Nwobodo	FG	Towson	2024
JR Strauss	FG	Towson	2024

### CAREER 100-YARD RUSHING GAMES

Player	Yds.	Att.	TD	Opp.	Year
David Avit	160	24	1	LIU	2024
David Avit	183	13	4	Stony Brook	2024
David Avit	135	18	3	Monmouth	2025
David Avit	133	17	3	W&M	2025
Isaiah Ragland	126	15	0	Elon	2023
Isaiah Ragland	141	17	0	Towson	2024

### CAREER 100-YARD RECEIVING GAMES

Player	Yds.	Rec.	TD	Opp.	Year
Luke Colella	107	5	1	Dartmouth	2024
Luke Colella	124	5	0	Colgate	2025
Luke Colella	117	9	0	Monmouth	2025

### CAREER 300-YARD PASSING GAMES

Player	Yds.	C-A-I	TD	Opp.	Year
Pat McQuaide	345	26-53-1	2	SEMO	2023
Pat McQuaide	300	20-25-1	2	SELA	2023
Pat McQuaide	333	25-43-0	2	Monmouth	2025

### CAREER DOUBLE DIGIT TACKLE GAMES

Player	TOT	UA-A	Opp.	Year
Zahmir Dawud	10	6-4	UIW	2024
Shane Hartzell	15	8-7	Richmond	2022
Shane Hartzell	10	6-4	Delaware	2022
Shane Hartzell	10	4-6	UNH	2023
Shane Hartzell	14	7-7	YSU	2023
Shane Hartzell	11	7-4	YSU	2024
Shane Hartzell	11	5-6	Stony Brook	2024
Shane Hartzell	20	8-12	UNH	2024
Shane Hartzell	13	2-11	Delaware	2024
Shane Hartzell	10	7-3	W&M	2025
Richie Kimmel	10	2-8	YSU	2024
Richie Kimmel	10	3-7	Stony Brook	2024
Richie Kimmel	11	3-8	UIW	2024
Kaleb Moody	10	5-5	Brown	2023
Julian Talley	13	9-4	Columbia	2024

# VILLANOVA FOOTBALL GAME NOTES

## DEFENSE/SPECIAL TEAMS TOUCHDOWNS

(SINCE BECOMING AN FCS MEMBER IN 1985)

PLAY	TDs
<b>DEFENSE (68)</b>	
Interception Return.....	44
Fumble Return.....	18
Blocked Punt Return.....	5
Blocked Field Goal Return.....	1
<b>SPECIAL TEAMS (18)</b>	
Kick Return.....	16
Punt Return.....	2
<b>TOTAL .....</b>	<b>86</b>

## LONGEST TOUCHDOWNS BY TYPE

### Interception Return

100 yards by Rob Rolle on September 17, 2016 vs. Towson

### Fumble Return

99 yards by Jaquan Amos on October 7, 2017 vs. Maine

### Return of Blocked Punt

33 yards by Ademole Turner on September 21, 1996 vs. Fordham

### Return of Blocked Field Goal

73 yards by Craig James on September 28, 2013 vs. Penn

### Kick Return

100 yards by Nowoola Awopetu on November 9, 2019 vs. Richmond

100 yards by Ja'briel Mace on September 27, 2025 vs. William & Mary

### Punt Return

66 yards by Poppy Livers on October 20, 2012 vs. Georgia State

## DEFENSIVE/SPECIAL TEAMS TDS BY YEAR

### DEFENSE

4 .....	2000, 2016, 2017, 2019
3 .....	2004, 2005, 2007, 2009, 2012, 2013
2 .....	1986 1989, 1991, 1992, 1994, 1996, 1999, 2003, 2008, 2010, 2011, 2014, 2018, 2021
1 .....	1997, 1998, 2001, 2022, 2023, 2024

### SPECIAL TEAMS

2 .....	2000, 2010
1 .....	1996, 1997, 1998, 2001, 2002, 2003, 2004, 2007, 2008, 2009, 2012, 2017, 2019, 2025

## DEFENSIVE/SPECIAL TEAMS TDS BY MONTH

August .....	3
September .....	36
October .....	21
November .....	23
December .....	3

## DEFENSIVE/SPECIAL TEAMS TDS BY PLAYER

DEFENSIVE TOUCHDOWNS	TDs
Jaquan Amos .....	4
Jimmy Pitts.....	3
Ronnie Akins .....	2
Nowoola Awopetu .....	2
Brian Barajas .....	2
Eric Loper .....	2
Rob Rolle .....	2
Joe Sarnese .....	2
Jeff Steeb .....	2
Daryl Stewart.....	2
Danny Abraham.....	1
Darrell Adams .....	1
Brendan Bell.....	1
TD Ayo-Durojaiye .....	1
Rodney Badger .....	1
Christian Benford.....	1
Austin Calitro .....	1
Clarence Curry .....	1
Chris Curtis .....	1
John Dempsey .....	1
Curtis Eller.....	1
Brennan Erbezniak.....	1
Jalen Goodman .....	1
Sean Goodrich .....	1
Mike Hoffman .....	1
Brian Hulea .....	1
Keeling Hunter.....	1
Craig James .....	1
Gary Johnson .....	1
Marlon Johnson.....	1
Joe Keating .....	1
Salim Koroma .....	1
Tanoh Kpassagnon .....	1
Tim Kukucka .....	1
DeLonne Kelly .....	1
Kevin Long.....	1
Jason McMillion .....	1
Jerry Miles.....	1
Martel Moody.....	1
Steven Neugebauer.....	1
Osayi Osunde .....	1
Delmon Robertson .....	1
Bobby Rosato .....	1
Dan Silva .....	1
Kwesi Solomon.....	1
Rich Spugnardi.....	1
Terence Taylor .....	1
Elijah Trent.....	1
Ademole Turner .....	1
Ray Ventrone .....	1
Ross Ventrone.....	1
Curtis Waltman.....	1
Aaron Weems .....	1
Darrel Young .....	1

### SPECIAL TEAMS TOUCHDOWNS

	TDs
Brian Westbrook.....	5
Angelo Babbaro.....	3
Martin Gibson.....	3
Matt Szczur .....	2
Nowoola Awopetu .....	1
Poppy Livers.....	1
<b>Ja'briel Mace .....</b>	<b>1</b>
Taurus Phillips .....	1
Ademole Turner.....	1

# VILLANOVA FOOTBALL GAME NOTES

## SINGLE GAME HIGHS

### INDIVIDUAL SINGLE GAME HIGHS

Category	No.	Player
Rushes	18	David Avit, Monmouth
Rushing Yards	135	David Avit, Monmouth
Rushing TDs	3	David Avit, Monmouth/William & Mary
Long Rush	32	David Avit, Monmouth
Pass Attempts	43	Pat McQuaide, Monmouth
Pass Completions	25	Pat McQuaide, Monmouth
Passing Yards	333	Pat McQuaide, Monmouth
Passing TDs	2	Pat McQuaide, Monmouth
Long Pass	56	Pat McQuaire, Colgate
Receptions	9	Luke Colella, Monmouth
Receiving Yards	124	Luke Colella, Colgate
Receiving TDs	1	4x
Long Reception	56	Lucas Kopecky, Colgate
Field Goals	1	Jack Barnum, Colgate/William & Mary
Long Field Goal	43	Jack Barnum, William & Mary
Punts	8	Luke Larsen, Penn State
Punting Average	42.0	Luke Larsen, William & Mary
Long Punt	54	Luke Larsen, Penn State
Punts Inside 20	2	Luke Larsen, Colgate
Long Punt Return		
Long Kick Return	100	Ja'briel Mace, William & Mary
Long INT Return	0	Omari Bursey, Penn State
Long FR Return		
Tackles	10	Shane Hartzell, William & Mary
Tackles For Loss	4.0	Shane Hartzell, William & Mary
Sacks	2.0	Shane Hartzell, William & Mary
Interceptions	1	Omari Bursey, Penn State

### OPPONENT SINGLE GAME HIGHS

Category	No.	Player
Rushes	33	Rodney Nelson, Monmouth
Rushing Yards	186	Rodney Nelson, Monmouth
Rushing TDs	2	3x
Long Rush	31	Danny Shaban, Colgate
Pass Attempts	35	Tyler Hughes, William & Mary
Pass Completions	20	Derek Robertson, Monmouth
Passing Yards	397	Derek Robertson, Monmouth
Passing TDs	4	Derek Robertson, Monmouth
Long Pass	75	Derek Robertson, Monmouth
Receptions	10	Trevhon Saunders, Colgate
Receiving Yards	177	Josh Derry, Monmouth
Receiving TDs	2	Josh Derry, Monmouth
Long Reception	75	Josh Derry, Monmouth
Field Goals	3	Ryan Barker, Penn State
Long Field Goal	45	Ryan Barker, Penn State
Punts	6	Tyler Fontenot, Colgate
Punting Average	43.5	Tyler Fontenot, Colgate
Long Punt	48	Tyler Fontenot, Colgate
Punts Inside 20	2	Nwosu, Penn State; Boyd, William & Mary
Long Punt Return	34	Devonte Ross, Penn State
Long Kick Return	35	Makhi Green, Monmouth
Long INT Return	49	Jahmir Joseph, Penn State
Long FR Return		
Tackles	10	Trooper Price, Colgate
Tackles For Loss	3.0	Amare Campbell, Penn State
Sacks	2.0	Tony Rojas, Penn State
Interceptions	1	2x

### TEAM SINGLE GAME HIGHS

Category	No.	Villanova
Rushes	36	Penn State, William & Mary
Rushing Yards	232	William & Mary
Yards Per Rush	6.4	William & Mary
Rushing TDs	3	Monmouth, William & Mary
Pass Attempts	43	Monmouth
Pass Completions	25	Monmouth
Passing Yards	333	Monmouth
Yards Per Pass	10.7	Colgate
Passing TDs	3	Monmouth
Total Plays	71	Monmouth
Total Offense	498	Monmouth
Yards Per Play	7.0	Monmouth
Points	33	Monmouth
First Downs	27	Monmouth
Penalties	13	Monmouth
Penalty Yards	124	Monmouth
Turnovers	2	Penn State
Sacks	3.0	William & Mary
Interceptions	1	Penn State
Punts	8	Penn State
Punting Average	42.0	William & Mary
Third Down Pct.	50.0% (7 of 14)	Monmouth
	50.0% (6 of 12)	William & Mary
Fourth Down Pct.	100.0% (2 of 2)	Penn State
	100.0% (2 of 2)	William & Mary
	100.0% (1 of 1)	Colgate

### OPPONENT SINGLE GAME HIGHS

Category	No.	Opponent
Rushes	45	Monmouth
Rushing Yards	240	Monmouth
Yards Per Rush	6.2	Penn State
Rushing TDs	3	Penn State, Monmouth
Pass Attempts	36	William & Mary
Pass Completions	20	Monmouth
Passing Yards	397	Monmouth
Yards Per Pass	13.2	Monmouth
Passing TDs	4	Monmouth
Total Plays	75	Monmouth, William & Mary
Total Offense	637	Monmouth
Yards Per Play	8.5	Monmouth
Points	52	Penn State
First Downs	34	Monmouth
Penalties	7	Monmouth
Penalty Yards	72	Monmouth
Turnovers	1	Penn State
Sacks	3	Monmouth
Interceptions	2	Penn State
Punts	6	Colgate
Punting Average	43.5	Colgate
Third Down Pct.	60.0% (9 of 15)	William & Mary
Fourth Down Pct.	100.0% (1 of 1)	Penn State
	100.0% (1 of 1)	William & Mary



# VILLANOVA FOOTBALL GAME NOTES

## THE LAST TIME VILLANOVA...

### VILLANOVA SCORING

50-59 Points	55	Bucknell	Sept. 11, 2021
60-69 Points	63	William & Mary	Oct. 6, 2007
70+		NEVER	
<10 Points	6	Penn State	Sept. 13, 2025
<7 Points	6	Penn State	Sept. 13, 2025
Shutout	0-34	New Hampshire	Oct. 27, 2018
Shutout (CAA)	0-34	New Hampshire	Oct. 27, 2018
Shutout (Home)	0-34	New Hampshire	Oct. 27, 2018
Shutout (Road)	0-23	Richmond	Oct. 15, 2016
Shutout Opponent	21-0	Elon	Oct. 14, 2023
Shutout (CAA)	21-0	Elon	Oct. 14, 2023
Shutout Opponent (Home)	21-0	Elon	Oct. 14, 2023
Shutout Opponent (Road)	35-0	Elon	Nov. 6, 2021

### VILLANOVA RUSHING

300-399 Yards	365	LIU	Sept. 10, 2022
400+ Yards	440	Elon	Oct. 14, 2023
<100 Yards	83	Penn State	Sept. 13, 2025
<0 Yards	-39	Maine	Oct. 14 2006

### VILLANOVA PASSING

300-399 Yards	333	Monmouth	Sept. 20, 2025
400-499 Yards	418	New Hampshire	Oct. 1, 2004

### VILLANOVA TOTAL OFFENSE

500-599 Yards	555	Towson	Nov. 11, 2023
600-699 Yards	609	Bucknell	Sept. 22, 2018
700+ Yards	706	North Carolina State	Nov. 19, 1949
<200 Yards	179	Penn State	Sept. 13, 2025
<100 Yards	87	New Hampshire	Nov. 3, 1990
30+ First Downs	30	Delaware	Nov. 23, 2019

### VILLANOVA MISCELLANEOUS

100+ penalty yards	13-124	Monmouth	Sept. 20, 2025
2 fumbles lost	2	Eastern Kentucky	Nov. 30, 2024
3+ fumbles lost	3	UAlbany	Sept. 30, 2023
Scored a safety	1	Eastern Kentucky	Nov. 30, 2024
Scored two safeties	2	James Madison	Nov. 10, 2012
Allowed a safety	1	UAlbany	Oct. 22, 2022
Forced 5 TO	6	Lehigh	Sept. 4, 2021
Forced 6+ TO	6	Lehigh	Sept. 4, 2021
Committed 5+ TO	5	UAlbany	Sept. 30, 2023
4+ interceptions	4	Lehigh	Sept. 4, 2021
Forced 2 fumbles	2	Eastern Kentucky	Nov. 30, 2024
Forced 3 fumbles	3	UIW	Dec. 7, 2024
Forced 4+ fumbles	4	Rhode Island	Oct. 11, 2014
Recovered 2 fumbles	2	Delaware	Nov. 23, 2024
Recovered 3+ fumbles	3	Rhode Island	Oct. 23, 2021
2+ defensive touchdowns	2	Richmond	Nov. 3, 2018
Defense/ST touchdowns	2/1	Lafayette	Sept. 16, 2017
Consecutive games non-off. TD	3	Colgate/Lehigh/Bucknell	Aug. 24-Sept. 14, 2019
5 total touchdowns	5	Monmouth	Sept. 20, 2025
6 total touchdowns	6	Stony Brook	Oct. 5, 2024
7+ total touchdowns	7	Stony Brook	Oct. 28, 2023
Recovered onside kick	1	Maryland	Sept. 21, 2024
Defensive 2-point conv.	1	William & Mary	Oct. 28, 1995
Walk-Off Win	31-29	UAlbany	Oct. 22, 2022
Walk-Off Loss	10-13	Maine	Oct. 6, 2018

### VILLANOVA RUSHING

100-199 Yards	133	David Avit	William & Mary, 2025
200-299 Yards	214	John Robertson	Maine, 2013
300+ Yards		NEVER	
2 players 100+	126/125	Ragland/Watkins	Elon, 2023
30+ attempts	34	John Robertson	Syracuse, 2014
Consecutive 100+	2 straight	David Avit	Monmouth/W&M, 2025
Consecutive 200+	2 straight	John Robertson	Towson/UNH, 2013
50-59 yard rush	55	Isaiah Ragland	North Carolina A&T, 2024
60-69 yard rush	65	Isaiah Ragland	Towson, 2024
70-79 yard rush	72	David Avit	Stony Brook, 2024
80-89 yard rush	83	Justin Covington	Stony Brook, 2021
90-99 yard rush	90	Mike Jones	Columbia, 1989
100+ yard rush	110	John Powers	Fordham, 1902
3 rushing TDs	3	David Avit	William & Mary, 2025
4 rushing TDs	4	David Avit	Stony Brook, 2024

### VILLANOVA PASSING

300-399 yards	333	Pat McQuaide	Monmouth, 2025
400+ yards	460	Brett Gordon	Delaware, 2002
40-49 attempts	43	Pat McQuaide	Monmouth, 2025
50+ attempts	54	Frank Jankowski	Richmond, 2005
25-29 completions	25	Pat McQuaide	Monmouth, 2025
30-39 completions	30	Frank Jankowski	James Madison, 2005
40+ completions	40	Brett Gordon	James Madison, 2002
3 passing TDs	3	Connor Watkins	Towson, 2023
4 passing TDs	4	Connor Watkins	Stony Brook, 2023
5 passing TDs	5	Daniel Smith	Delaware, 2019
6 passing TDs	6	Chris Boden	Delaware, 1999
Consecutive 300+	3 straight	Frank Jankowski	Penn/UNH/Rich., 2005
50-59 yard pass	56/51	Pat McQuaide	Colgate, 2025
60-69 yard pass	64	Connor Watkins	Youngstown State, 2023
70-79 yard pass	72	Connor Watkins	Hampton, 2024
80-89 yard pass	80	Connor Watkins	UAlbany, 2022
90-99 yard pass	90	Zach Bednarczyk	Bucknell, 2018
100+ yard pass		NEVER	

### VILLANOVA RECEIVING

100-199 yards	117	Luke Colella	Monmouth, 2025
200+ yards	236	Changa Hodge	Delaware, 2019
2 players 100+	168/128	Pringle/Sanchez	Colgate, 2023
3 players 100+	191/103/102	Pringle/Sanchez/Hayek	Stony Brook, 2023
10 receptions	10	Duquese May	Maine, 2006
11 receptions	11	Matt Szczur	Stephen F. Austin, 2010
12-14 receptions	12	Brian White	Rutgers, 2002
15 receptions	15	Brian Westbrook	Northeastern, 1998
16 receptions	16	Brian Finneran	Youngstown State, 1997
Consecutive 100+	3 straight	Rayjuon Pringle	Stony B./UNH/Tow., 2023
50-59 yard catch	56	Lucas Kopecky	Colgate, 2025
	51	Luke Colella	Colgate, 2025
60-69 yard catch	64	Jaylan Sanchez	Youngstown State, 2023
70-79 yard catch	72	Jaylan Sanchez	Hampton, 2024
80-89 yard catch	80	Rayjuon Pringle	UAlbany, 2022
90-99 yard catch	90	Josh McGrigg	Bucknell, 2018
100+ yard catch		NEVER	
3 receiving TDs	3	Norman White	Stephen F. Austin, 2010
4 receiving TDs	4	Jaaron Hayek	Maine, 2022
5 receiving TDs	5	Mike Siani	Xavier, 1971

### VILLANOVA SPECIAL TEAMS

50+ yard field goal	52	Ethan Gettman	UIW, 2024
45-49 yard field goal	49	Ethan Gettman	UIW, 2024
40-44 yard field goal	43	Jack Barnum	William & Mary, 2025
Made 3+ field goals	3	Matthew Mercurio	S. Dakota State, 2023
Made 7+ PATs	7	William Bartel	Bucknell, 2021
Missed PAT	1	Matthew Mercurio	Stony Brook, 2023
70+ yard punt	72	Ethan Gettman	New Hampshire, 2024
60-69 yard punt	62	Ethan Gettman	Youngstown State, 2024
Kickoff return TD	100	Ja'briel Mace	William & Mary, 2025
Punt return TD	15	TD Ayo-Durojaiye	UAlbany, 2021
2+ kick return TD		NEVER	
Start game kick return TD	100	Nowoola Awopetu	Richmond, 2019
Consec. game non-off TD	2	NEVER IN FCS ERA	
2-point conversion	Rush (2x)	Connor Watkins	Monmouth, 2024
Blocked a PAT	1	John Rhodan	Rhode Island, 2023
Blocked a FG	1	Brendan Bell	Eastern Kentucky, 2024
Blocked a punt	1	Kimmel/Marshall	Delaware, 2022
TD on blocked FG	73 yards	Craig James	Stony Brook, 2013
TD on blocked punt	15 yards	TD Ayo-Durojaiye	UAlbany, 2021

### VILLANOVA DEFENSE

10-14 tackles	10	Shane Hartzell	William & Mary, 2025
15-19 tackles	15	Brendan Bell	UIW, 2024
20+ tackles	20	Shane Hartzell	New Hampshire, 2024
5+ TFL	5.5	Greg Miller	Richmond, 2008
3+ sacks	3.5	Ed Shockley	UAlbany, 2016
2+ interceptions	2	Christian Benford	Bucknell, 2021
2 fumble recoveries	2	Chuck Smith	Richmond, 2018
3+ fumble recoveries	3	Darrell Adams	James Madison, 2004
INT return TD	1	Brendan Bell	Delaware, 2024
2 INT return TDs	20/18	Nowoola Awopetu	Richmond, 2018
Fumble return TD		Jaquan Amos	Maine, 2017
Offense/Defense TD	1/1	Brendan Bell	Delaware, 2024

# VILLANOVA FOOTBALL GAME NOTES

## THE LAST TIME THE OPPONENT...

### OPPONENT SCORING

50-59 Points	51	Monmouth	Sept. 20, 2025
60-69 Points	62	Army West Point	Nov. 15, 1919
70-79 Points	71	Penn State	Nov. 9, 1912
80+ Points	83	Army	Nov. 4, 1944
<10 Points	3	North Carolina A&T	Nov. 9, 2024
<7 Points	3	North Carolina A&T	Nov. 9, 2024

### OPPONENT RUSHING

300-399 Yards	371	William & Mary	Nov. 12, 2022
400+ Yards	472	Army West Point	Sept. 17, 2022
<100 Yards	96	LIU	Sept. 28, 2024
<0 Yards	-12	Lehigh	Sept. 4, 2021

### OPPONENT PASSING

300-399 Yards	397	Monmouth	Sept. 20, 2025
400-499 Yards	429	Penn State	Sept. 25, 2021
500+ Yards	508	Southeastern Louisiana	Nov. 30, 2019

### OPPONENT TOTAL OFFENSE

500-599 Yards	502	Monmouth	Nov. 16, 2024
600-699 Yards	637	Monmouth	Sept. 20, 2025
700+ Yards	708	New Hampshire	Nov. 5, 1988
<200 Yards	169	North Carolina A&T	Nov. 30, 2024
<100 Yards	99	Elon	Oct. 14, 2023
30+ First Downs	34	Monmouth	Sept. 20, 2025

### OPPONENT MISCELLANEOUS

100+ penalty yards	12-115	UAlbany	Oct. 22, 2022
2 fumbles lost	2	Delaware	Nov. 23, 2024
3+ fumbles lost	3	Rhode Island	Oct. 23, 2021
Scored a safety	1	UAlbany	Oct. 22, 2022
4+ interceptions	4	William & Mary	Oct. 30, 2021
Forced 2 fumbles	2	New Hampshire	Oct. 26, 2024
Forced 3 fumbles	3	North Carolina A&T	Oct. 7, 2023
Forced 4+ fumbles	5	UAlbany	Sept. 30, 2023
2 non-offensive touchdowns	2	James Madison	Oct. 13, 2018
2 defensive touchdowns	2	James Madison	Nov. 21, 2015
Defense/ST touchdowns	2/1	James Madison	Nov. 21, 2015
Recovered onside kick	1	New Hampshire	Nov. 4, 2023
Offense/ST TDs	KO/REC	Brandon Ravenel	James Madison, 2015
3+ TDs in a game	3	Sone Ntoh	Monmouth, 2024

### OPPONENT RUSHING

100-199 yards	186	Rodney Nelson	Monmouth, 2025
200-299 yards	211	Jaden Shirden	Monmouth, 2022
300+ yards		NEVER	
2 players 100+	160/107	Maysonet/Coker	Stony Brook, 2012
30+ attempts	33	Rodney Nelson	Monmouth, 2025
50-59 yard rush	55	Darius Wilson	William & Mary, 2022
60-69 yard rush	66	Isaiah Davis	South Dakota State, 2023
70-79 yard rush	77	Joshua Carter	Eastern Kentucky, 2024
80-89 yard rush	85	Jayson Davis	Rhode Island, 2005
90+ yard rush	95	Wendall Williams	Rhode Island, 2003
3 rushing TDs	3	Roland Dempster	Stony Brook, 2024
4 rushing TDs	4	Kevin Brown Jr.	Rhode Island, 2021

### OPPONENT PASSING

300-399 yards	397	Derek Robertson	Monmouth, 2025
400-499 yards	401	Sean Clifford	Penn State, 2021
500+ yards	538	Ricky Santos	New Hampshire, 2004
40-49 attempts	44	Mitch Davidson	Youngstown State, 2023
50+ attempts	59	Nolan Henderson	Delaware, 2022
30-39 completions	37	Nolan Henderson	Delaware, 2022
40+ completions	42	Pat Devlin	Delaware, 2009
3 passing TDs	3	Derek Robertson	Monmouth, 2024
4 passing TDs	4	Derek Robertson	Monmouth, 2025
5 passing TDs	5	Pat White	West Virginia, 2008
6 passing TDs	6	Ricky Santos	New Hampshire, 2004
50-59 yard pass	59	Derek Robertson	Monmouth, 2024
60-69 yard pass	65	Nick Minicucci	Delaware, 2024
70-79 yard pass	75, 72	Derek Robertson	Monmouth, 2025
80-89 yard pass	83	Sean Clifford	Penn State, 2021
90-99 yard pass	98	R.J. Archer	William & Mary, 2009
100+ yard pass		NEVER	

### OPPONENT RECEIVING

100-199 yards	177	Josh Derry	Monmouth, 2025
200+ yards	205	Kortez Weeks	Elon, 2017
3 players 100+	173/119/102	Turner/Schwebel/Conner	SELA, 2019
2 players 100+	148/117	Washington/Dotson	Penn State, 2021
10+ receptions	10	Treyvion Saunders	Colgate, 2025
50-59 yard catch	59	Gavin Nelson	Monmouth, 2024
60-69 yard catch	65	Marcus Yarns	Delaware, 2024
70-79 yard catch	75	Josh Derry	Monmouth, 2025
	72	Makhi Green	Monmouth, 2025
80-89 yard catch	83	KeAndre Lambert-Smith	Penn State, 2021
90-99 yard catch	98	Cameron Dohse	W&M, 2009
100+ yard catch		NEVER	
3+ touchdowns	3	David Ball	New Hampshire, 2005

### SPECIAL TEAMS

50+ yard field goal	52	Kenny Doak	Maine, 2018
40-49 yard field goal	45/42	Ryan Barker	Penn State, 2025
Made 3 field goals	3	Ryan Barker	Penn State, 2025
Made 4+ field goals	4	Sean Baner	Delaware, 2011
Made 7+ PATs	7	Vincenzo Rea	Monmouth, 2022
Missed PAT	1	Hudson Fiene	Monmouth, 2025
70+ yard punt	70	D.J. Page	N.C. A&T, 2024
60-69 yard punt	62	Clayton Taylor	Stony Brook, 2024
Kickoff return TD	94 yards	Taymon Cooke	N.C. A&T, 2023
Punt return TD	45 yards	Matthew Durrance	S. Dakota State, 2023
2 punt return TD	89/81	D'Angelo Amos	JMU, 2018
2+ kick return TD		Believed to be NEVER	
Start game kick return TD	98 yards	Brandon Ravenel	James Madison, 2015
Recovered onside kick	1		New Hampshire, 2023
2-point conversion	1	Trebor Pena	Penn State, 2025
Blocked a PAT	1	Jalen Hoyle	Stony Brook, 2023
Blocked a FG	1	John Costanza	Maine, 2024
Blocked a punt	1	Matthew Durrance	S. Dakota State, 2023
TD on blocked FG	70 yards	Devin Vaught	Maine, 2024
TD on blocked punt	45 yards	Matthew Durrance	S. Dakota State, 2023

### OPPONENT DEFENSE

10-14 tackles	10	Trooper Price	Colgate, 2025
15+ tackles	15	Antwan Spencer	LIU, 2022
5+ TFL	5.0	John Daka	James Madison, 2019
3+ sacks	3.0	A.J. Simon	UAlbany, 2023
2+ interceptions	3	Victor Nelson Jr.	LIU, 2022
3 interceptions	3	Victor Nelson Jr.	LIU, 2022
2+ fumble recoveries	2	Semaj Brown	UAlbany, 2021
INT return TD	1	Jahmir Joseph	Penn State, 2025
Fumble return TD		Troy Vincent	Towson, 2018

# VILLANOVA FOOTBALL GAME NOTES

## CAREER HIGHS

### JORDAN ADDERLEY

Points	6	Georgetown	2024
Touchdowns	1	Georgetown	2024
Rushing Attempts	7	LIU	2021
Rushing Yards	84	LIU	2021
Long Rush	33	LIU	2021
Kickoff Returns	1	Villanova	2023
Kickoff Return Yards	8	Villanova	2023
Long Kickoff Return	8	Villanova	2023
All-Purpose Yards	61	Georgetown	2024
Interceptions	1	Georgetown	2024
Long INT Return	61	Georgetown	2024
INT Return Touchdowns	1	Georgetown	2024
Tackles	6	Holy Cross	2024
Tackles For Loss	1.0	Yale	2024
Pass Breakups	2	Yale	2024
	2	Fordham	2024
	2	Georgetown	2024
Quarterback Hurries	3	Merrimack	2023

### TEMI AJIROTUTU

Tackles	1	UCF	2023
---------	---	-----	------

### DAVID AVIT

Points	24	Stony Brook	2024
Touchdowns	4	Stony Brook	2024
Rushing Attempts	26	Hampton	2024
Rushing Yards	183	Stony Brook	2024
Rushing Touchdowns	4	Stony Brook	2024
Long Rush	72	Stony Brook	2024
Receptions	3	Monmouth	2024
	3	Delaware	2024
Receiving Yards	75	Eastern Kentucky	2024
Long Reception	56	Eastern Kentucky	2024
Total Offense – Plays	26	Hampton	2024
Total Offense – Yards	183	Stony Brook	2024
All-Purpose Yards	183	Stony Brook	2024

### JACK BARNUM

Points	14	American International	2023
Points by Kicking	14	American International	2023
PATs Made	6	Delaware State	2023
PATs Attempted	6	Delaware State	2023
Field Goals Made	3	American International	2023
	3	Yale	2024
Field Goals Attempted	3	5x	
Long Field Goal	52	LIU	2023
Punts	2	Kent State	2023
Punting Yards	73	Kent State	2023
Punting Average	36.5	Kent State	2023
Long Punt	37	Kent State	2023
Kickoffs	10	Stony Brook	2022
Kickoff Yards	432	Stony Brook	2022
Kickoff Average	62.0	William & Mary	2025
Touchbacks	3	Hampton	2022
Tackles	1	Rhode Island	2022
	1	LIU	2023
	1	Robert Morris	2024

### MICHAEL BENINCASA

Rushing Attempts	1	Juniata	2022
Rushing Yards	8	Juniata	2022
Long Rush	8	Juniata	2022
Passing Attempts	1	McDaniel	2022
Total Offense – Plays	1	McDaniel	2022
	1	Juniata	2022
Total Offense – Yards	8	Juniata	2022
All-Purpose Yards	8	Juniata	2022

### BRANDON BINKOWSKI

Points	6	Penn State	2025
	6	Monmouth	2025
Touchdowns	1	Penn State	2025
	1	Monmouth	2025
Receptions	3	Monmouth	2025
Receiving Yards	34	Monmouth	2025
Receiving Touchdowns	1	Penn State	2025
	1	Monmouth	2025
Long Reception	15	Monmouth	2025
All-Purpose Yards	34	Monmouth	2025

### DAMILL BOSTIC

Tackles	3	Penn State	2025
Pass Breakups	1	Penn State	2025

### OMARI BURSEY

Interceptions	1	Penn State	2025
Long INT Return	0	Penn State	2025
Tackles	3	Monmouth	2025
Tackles For Loss	1.0	Monmouth	2025

### NOLAN CLAYTON

Receptions	2	William & Mary	2025
Receiving Yards	23	William & Mary	2025
Long Reception	25	William & Mary	2025
Kickoff Returns	1	New Hampshire	2024
Kickoff Return Yards	11	New Hampshire	2024
Long Kickoff Return	11	New Hampshire	2024
All-Purpose Yards	23	William & Mary	2025

### CHRIS COLBY

Receptions	4	Monmouth	2024
Receiving Yards	56	Monmouth	2024
Long Reception	24	Maryland	2024
All-Purpose Yards	56	Monmouth	2024

# VILLANOVA FOOTBALL GAME NOTES

## CAREER HIGHS

### LUKE COLELLA

Points	12	Yale	2023
Touchdowns	2	Yale	2023
Rushing Attempts	1	4x	
Rushing Yards	15	William & Mary	2025
Long Rush	15	William & Mary	2025
Receptions	9	Monmouth	2025
Receiving Yards	124	Colgate	2025
Receiving Touchdowns	2	Yale	2023
Long Reception	75	Yale	2023
Total Offense – Plays	1	4x	
Total Offense – Yards	15	William & Mary	2025
All-Purpose Yards	124	Colgate	2025
Tackles	1	Lehigh	2022
	1	Harvard	2022
	1	Harvard	2024

### ZAHMIR DAWUD

All-Purpose Yards	2	Youngstown State	2024
Interceptions	1	Youngstown State	2024
	1	Stony Brook	2024
Long INT Return	2	Youngstown State	2024
Tackles	10	UIW	2024
Tackles For Loss	1.0	Colgate	2024
	1.0	Hampton	2024
	1.0	Eastern Kentucky	2024
Forced Fumbles	1	Youngstown State	2024
	1	UIW	2024
Pass Breakups	2	Colgate	2025
	2	William & Mary	2025

### RATU DELANO NAVOTI

Tackles	1	Penn State	2025
	1	Monmouth	2025
	1	William & Mary	2025

### NEWTON ESSIEM

Tackles	4	UIW	2024
Pass Breakups	1	Delaware	2024
	1	UIW	2024

### KYLE FAY

Tackles	1	New Hampshire	2024
---------	---	---------------	------

### JULIAN GLANTZ

Rushing Attempts	2	Stony Brook	2023
Rushing Yards	9	Maine	2022
Long Rush	9	Maine	2022
Receptions	1	Stony Brook	2023
Receiving Yards	-3	Stony Brook	2023
Long Reception	-3	Stony Brook	2023
Total Offense – Plays	2	Stony Brook	2023
Total Offense – Yards	9	Maine	2022
Kickoff Returns	1	Monmouth	2024
	1	UIW	2024
Kickoff Return Yards	17	Monmouth	2024
Long Kickoff Return	17	Monmouth	2024
All-Purpose Yards	17	Monmouth	2024
Tackles	1	8x	

### JASON HALL

Kickoff Returns	1	Towson	2023
Kickoff Return Yards	0	Towson	2023
Long Kickoff Return	0	Towson	2023
Tackles	4	Monmouth	2025
Tackles For Loss	1.0	Eastern Kentucky	2024
Quarterback Hurries	1	Colgate	2025

### SHANE HARTZELL

All-Purpose Yards	19	New Hampshire	2023
Interceptions	1	New Hampshire	2023
Long INT Return	19	New Hampshire	2023
Tackles	20	New Hampshire	2024
Tackles For Loss	4.0	William & Mary	2025
Sacks	2.0	North Carolina A&T	2024
	2.0	William & Mary	2025
Forced Fumbles	1	LIU	2022
	1	Maryland	2024
	1	Delaware	2024
Fumble Recoveries	1	LIU	2024
Long Fumble Return	18	LIU	2024
Pass Breakups	1	5x	
Quarterback Hurries	3	Youngstown State	2023
	3	Delaware	2024

### ANTHONY HAWKINS

Tackles	7	Monmouth	2025
Forced Fumbles	1	Monmouth	2025
Pass Breakups	2	Penn State	2025

### NATE HILL

Receptions	1	Rhode Island	2023
	1	Maryland	2024
Receiving Yards	6	Rhode Island	2023
	6	Maryland	2024
Long Reception	6	Rhode Island	2023
	6	Maryland	2024
All-Purpose Yards	6	Rhode Island	2023
	6	Maryland	2024

### AYDEN HOWARD

Tackles	6	Maryland	2024
	6	Delaware	2024
Tackles For Loss	1.5	Lehigh	2023
Sacks	1.0	Youngstown State	2024
Forced Fumbles	1	UIW	2024
Pass Breakups	1	Towson	2023
	1	Colgate	2024
Quarterback Hurries	1	4x	

### TURNER INGE

Tackles	7	William & Mary	2025
Tackles For Loss	2.0	Rhode Island	2023
Sacks	1.0	Stony Brook	2023
Quarterback Hurries	2	Monmouth	2025



# VILLANOVA FOOTBALL GAME NOTES

## CAREER HIGHS

### ANTONIO JOHNSON

Points	6	Colgate	2023
	<b>6</b>	<b>Monmouth</b>	<b>2025</b>
Touchdowns	1	Colgate	2023
	<b>1</b>	<b>Monmouth</b>	<b>2025</b>
Receptions	3	Colgate	2025
Receiving Yards	40	Youngstown State	2023
Receiving Touchdowns	1	Colgate	2023
	<b>1</b>	<b>Monmouth</b>	<b>2025</b>
Long Reception	34	Youngstown State	2023
All-Purpose Yards	40	Youngstown State	2023
Tackles	1	UCF	2023

### COLIN KENNEDY

Tackles	3	Stony Brook	2023
---------	---	-------------	------

### MIKE KENNEDY

Tackles	2	Hampton	2024
---------	---	---------	------

### RICHIE KIMMEL

Punt Returns	1	Delaware	2022
Punt Return Yards	16	Delaware	2022
Long Punt Return	16	Delaware	2022
All-Purpose Yards	16	Delaware	2022
Interceptions	1	Youngstown State	2024
Long INT Return	0	Youngstown State	2024
Tackles	11	UIW	2024
Tackles For Loss	1.5	New Hampshire	2023
Sacks	1.0	Delaware	2024
Forced Fumbles	1	Eastern Kentucky	2024
Fumble Recoveries	1	Lehigh	2023
	1	Youngstown State	2024
Long Fumble Return	1	Youngstown State	2024
Pass Breakups	2	LIU	2024
Quarterback Hurries	1	4x	
Blocked Kicks (Punt)	1	Delaware	2022

### LUCAS KOPECKY

Points	6	Stony Brook	2024
	6	New Hampshire	2024
	<b>6</b>	<b>Colgate</b>	<b>2025</b>
Touchdowns	1	Stony Brook	2024
	1	New Hampshire	2024
	<b>1</b>	<b>Colgate</b>	<b>2025</b>
Receptions	6	Eastern Kentucky	2024
Receiving Yards	98	Colgate	2025
Receiving Touchdowns	1	Stony Brook	2024
	1	New Hampshire	2024
	<b>1</b>	<b>Colgate</b>	<b>2025</b>
Long Reception	56	Colgate	2025
All-Purpose Yards	98	Colgate	2025
Tackles	1	Penn State	2025

### LUKE LARSEN

Rushing Attempts	1	SMU	2020
	1	Navy	2023
Rushing Yards	25	SMU	2020
Long Rush	25	SMU	2020
Punts	11	SMU	2023
Punting Yards	434	SMU	2023
Punting Average	46.7	Tulane	2020
Long Punt	56	Charlotte	2023
Fair Catches	6	SMU	2023
Inside 20-Yard Line	4	Charlotte	2023

### DALE LAW

Tackles	1	Lehigh	2023
	1	Stony Brook	2023

### JA'BRIEL MACE

Points	6	Stony Brook	2024
	<b>6</b>	<b>William &amp; Mary</b>	<b>2025</b>
Touchdowns	1	Stony Brook	2024
	<b>1</b>	<b>William &amp; Mary</b>	<b>2025</b>
Rushing Attempts	13	Towson	2023
	13	Stony Brook	2024
Rushing Yards	76	Towson	2023
Rushing Touchdowns	1	Stony Brook	2024
Long Rush	28	Towson	2023
Receptions	2	Colgate	2024
	2	Maine	2024
	<b>2</b>	<b>Penn State</b>	<b>2025</b>
Receiving Yards	35	Youngstown State	2024
Long Reception	35	Youngstown State	2024
Total Offense — Plays	13	Towson	2023
	13	Stony Brook	2024
Total Offense — Yards	76	Towson	2023
Kickoff Returns	6	Monmouth	2025
Kickoff Return Yards	153	Monmouth	2025
Kickoff Return TDs	1	William & Mary	2025
Long Kickoff Return	100	William & Mary	2025
All-Purpose Yards	181	Monmouth	2025

### TANNER MADDOCKS

Points	6	Maryland	2024
	6	Maine	2024
Touchdowns	1	Maryland	2024
	1	Maine	2024
Rushing Attempts	5	Penn State	2025
Rushing Yards	12	Stony Brook	2023
Rushing Touchdowns	1	Maryland	2024
	1	Maine	2024
Long Rush	17	Maine	2024
Passing Attempts	12	Penn State	2025
Completions	6	Penn State	2025
Passing Yards	69	Penn State	2025
Passing Touchdowns	1	Penn State	2025
Long Pass	40	Stony Brook	2023
Interceptions	1	Penn State	2025
Total Offense — Plays	17	Penn State	2025
Total Offense — Yards	72	Penn State	2025
Punt Returns	3	Hampton	2024
Punt Return Yards	29	Hampton	2024
Long Punt Return	22	Stony Brook	2024
All-Purpose Yards	29	Hampton	2024

# VILLANOVA FOOTBALL GAME NOTES

## CAREER HIGHS

### CAPRI MARTIN

Tackles	5	Stony Brook	2023
	5	Towson	2024
Tackles For Loss	1.0	4x	
Sacks	1.0	Towson	2024
Forced Fumbles	1	Towson	2024
Quarterback Hurries	1	4x	

### PAT MCQUAIDE

Points	6	4x	
Touchdowns	1	4x	
Rushing Attempts	12	Louisiana Tech	2024
	12	Stephen F. Austin	2024
<b>Rushing Yards</b>	<b>41</b>	<b>Colgate</b>	<b>2025</b>
<b>Rushing Touchdowns</b>	<b>1</b>	<b>5x</b>	
<b>Long Rush</b>	<b>28</b>	<b>Colgate</b>	<b>2025</b>
Passing Attempts	53	Southeast Missouri State	2023
Completions	27	Tulane	2023
	27	Stephen F. Austin	2024
Passing Yards	345	Southeast Missouri State	2023
Passing Touchdowns	4	Southern	2024
Long Pass	88	Southeast Missouri State	2023
Interceptions	4	Tulane	2023
Receptions	1	UIW	2024
Receiving Yards	-16	UIW	2024
Long Reception	-16	UIW	2024
Total Offense – Plays	62	Stephen F. Austin	2024
Total Offense – Yards	347	Southeast Missouri State	2023
<b>All-Purpose Yards</b>	<b>41</b>	<b>Colgate</b>	<b>2025</b>
Tackles	1	Southeast Missouri State	2023
	1	Southern Illinois	2023

### NIGEL MCSWEEEN

Tackles	6	Hampton	2024
	<b>6</b>	<b>Colgate</b>	<b>2025</b>
Tackles For Loss	1.0	5x	
Sacks	1.0	Towson	2024
	1.0	Stony Brook	2024
	1.0	Delaware	2024
Pass Breakups	1	Stony Brook	2024
Quarterback Hurries	2	Stony Brook	2024

### KENYON MILES

Points	6	Delaware	2024
Touchdowns	1	Delaware	2024
Receptions	2	4x	
Receiving Yards	36	Delaware	2024
Receiving Touchdowns	1	Delaware	2024
Long Reception	36	Delaware	2024
All-Purpose Yards	36	Delaware	2024

### KALEB MOODY

Points	6	Columbia	2023
Touchdowns	1	Columbia	2023
Punt Returns	1	Columbia	2023
Punt Return Yards	24	Columbia	2023
Long Punt Return	10	Columbia	2023
Interceptions	2	Columbia	2023
Long INT Return	0	Columbia	2023
All-Purpose Yards	24	Columbia	2023
Tackles	10	Brown	2023
Tackles For Loss	1.5	Dartmouth	2023
Sacks	1.0	Dartmouth	2023
Forced Fumbles	1	Dartmouth	2023
Pass Breakups	2	St. Thomas (Minn.)	2023
	2	Penn	2023
Blocked Kicks (Punt)	2	Merrimack	2022

### DANIEL MUELLER

Kickoffs	1	Lehigh	2023
Kickoff Yards	53	Lehigh	2023
Kickoff Average	53.0	Lehigh	2023

### IVAN MURRAY

Tackles	3	Monmouth	2025
---------	---	----------	------

### OBINNA NWOBODO

Tackles	6	Hampton	2024
	<b>6</b>	<b>William &amp; Mary</b>	<b>2025</b>
Tackles For Loss	2.0	UIW	2024
Sacks	1.0	Delaware	2024
Forced Fumbles	1	Delaware	2024
Pass Breakups	1	Monmouth	2024
	1	Delaware	2024
Quarterback Hurries	1	4x	
Blocked Kicks (Field Goal)	1	Towson	2024

### UGO NWOTITE

Tackles	1	North Carolina A&T	2024
	<b>1</b>	<b>Penn State</b>	<b>2025</b>
Quarterback Hurries	2	Colgate	2025

### JOSH OLUREMI

Tackles	3	Monmouth	2025
---------	---	----------	------

# VILLANOVA FOOTBALL GAME NOTES

## CAREER HIGHS

### ISAIAH RAGLAND

Points	12	LIU	2024
Touchdowns	2	LIU	2024
Rushing Attempts	17	Towson	2024
Rushing Yards	141	Towson	2024
Rushing Touchdowns	2	LIU	2024
Long Rush	65	Towson	2024
Receptions	2	Colgate	2024
	2	Maryland	2024
	2	North Carolina A&T	2024
Receiving Yards	30	Maryland	2024
Long Reception	24	Maryland	2024
Total Offense — Plays	17	Towson	2024
Total Offense — Yards	141	Towson	2024
All-Purpose Yards	141	Towson	2024
Tackles	1	Penn State	2025

### BRADEN REED

Receptions	4	Monmouth	2025
Receiving Yards	71	Monmouth	2025
Long Reception	40	Monmouth	2025
All-Purpose Yards	71	Monmouth	2025

### GARRETT ROGAN

Tackles	4	Colgate	2025
Pass Breakups	1	Colgate	2025

### CHRISTIAN SAPP

Kickoff Returns	4	Towson	2024
Kickoff Return Yards	64	Towson	2024
Long Kickoff Return	42	Youngstown State	2024
All-Purpose Yards	64	Towson	2024
Interceptions	1	New Hampshire	2023
	1	Youngstown State	2023
	1	Colgate	2024
Long INT Return	0	New Hampshire	2023
	0	Youngstown State	2023
	0	Colgate	2024
Tackles	7	Monmouth	2025
Tackles For Loss	1.0	6x	
Pass Breakups	2	Colgate	2025
Quarterback Hurries	1	William & Mary	2025
Forced Fumbles	1	UCF	2023

### ELI SMITH

Rushing Attempts	7	Maine	2022
	7	William & Mary	2022
Rushing Yards	48	William & Mary	2022
Long Rush	18	William & Mary	2022
Receptions	1	William & Mary	2022
	1	Maine	2024
Receiving Yards	21	Maine	2024
Long Reception	21	Maine	2024
Total Offense — Plays	7	Maine	2022
	7	William & Mary	2022
Total Offense — Yards	48	William & Mary	2022
All-Purpose Yards	50	William & Mary	2022

### RALEE STEPHENS

Receptions	2	William & Mary	2025
Receiving Yards	19	William & Mary	2025
Long Reception	15	William & Mary	2025
All-Purpose Yards	19	William & Mary	2025

### JR STRAUSS

Tackles	8	Colgate	2025
Tackles For Loss	1.0	North Carolina A&T	2023
Sacks	0.5	Colgate	2025
Pass Breakups	1	Colgate	2025
Blocked Kicks (Field Goal)	1	Towson	2024

### JULIAN TALLEY

All-Purpose Yards	0	Cornell	2024
Interceptions	1	Cornell	2024
Long INT Return	0	Cornell	2024
Tackles	13	Columbia	2024
Tackles For Loss	3.0	Columbia	2024
Sacks	2.0	Columbia	2024
Pass Breakups	1	4x	
Quarterback Hurries	1	Yale	2024
	1	Harvard	2024

### JAMIE TYSON

Tackles	2	Colgate	2025
	2	William & Mary	2025
Pass Breakups	2	Penn State	2025

### STEPHANE VOLTAIRE

Tackles	1	New Hampshire	2023
---------	---	---------------	------

### JAYVONT WILLIAMS

Tackles	1	4x	
---------	---	----	--

### ISAIAH WRIGHT

Points	6	Stony Brook	2023
Touchdowns	1	Stony Brook	2023
Rushing Attempts	6	Colgate	2024
Rushing Yards	31	Stony Brook	2024
Rushing Touchdowns	1	Stony Brook	2023
Long Rush	25	Stony Brook	2024
Receptions	1	Maine	2024
Receiving Yards	5	Maine	2024
Long Reception	5	Maine	2024
Total Offense — Plays	6	Colgate	2024
Total Offense — Yards	31	Stony Brook	2024
Kickoff Returns	3	Penn State	2025
Kickoff Return Yards	52	Penn State	2025
Long Kickoff Return	31	LIU	2024
All-Purpose Yards	58	Penn State	2025
Tackles	1	UIW	2024
	1	William & Mary	2025
Pass Breakups	1	UIW	2024

# VILLANOVA FOOTBALL GAME NOTES

## CAREER HIGHS

**JON WYATT**

Tackles	3	Colgate	2024
Tackles For Loss	0.5	Colgate	2024
Pass Breakups	1	Lehigh	2023
	1	Stony Brook	2023





**2025-26 Villanova Football  
Game Results  
All games**

Page 1/1  
as of Oct 01, 2025

**Team Results**

	Date	Opponent		Score	Overall	Conf	Time	Attend
	09/06/2025	Colgate	W	24-17	1-0	0-0	2:43	4151
	09/13/2025	at Penn St.	L	6-52	1-1	0-0	3:32	109516
*	09/20/2025	at Monmouth	L	33-51	1-2	0-1	3:18	4200
*	09/27/2025	William & Mary	W	31-24	2-2	1-1	3:10	6493



2025-26 Villanova Football  
Overall Team Statistics  
All games

Page 1/2  
as of Oct 01, 2025

Team Statistics

	VU	OPP
<b>Scoring</b>	<b>94</b>	<b>144</b>
Points per game	23.5	36.0
Points Off Turnovers	0	7
<b>First Downs</b>	<b>80</b>	<b>102</b>
Rushing	36	44
Passing	41	50
Penalty	3	8
<b>Rushing Yardage</b>	<b>597</b>	<b>711</b>
Yards gained rushing	682	744
Yards lost rushing	85	33
Rushing attempts	135	148
Average per rush	4.4	4.8
Average per game	149.3	177.8
TDs Rushing	8	8
<b>Passing Yardage</b>	<b>922</b>	<b>1097</b>
Comp-Att-Int	71-126-2	70-127-1
Average per pass	7.3	8.6
Average per catch	13.0	15.7
Average per game	230.5	274.3
TDs Passing	4	9
<b>Total offense</b>	<b>1519</b>	<b>1808</b>
Total plays	261	275
Average per play	5.8	6.6
Average per game	379.8	452.0
<b>Kick returns: #-Yards</b>	<b>17-463</b>	<b>8-179</b>
<b>Punt returns: #-Yards</b>	<b>0-0</b>	<b>7-68</b>
<b>Int returns: #-Yards</b>	<b>1-0</b>	<b>2-61</b>
<b>Kick return average</b>	<b>27.2</b>	<b>22.4</b>
<b>Punt return average</b>	<b>0.0</b>	<b>9.7</b>
<b>Int return average</b>	<b>0.0</b>	<b>30.5</b>
<b>Fumbles-Lost</b>	<b>4-1</b>	<b>1-0</b>
<b>Penalties-Yards</b>	<b>30-259</b>	<b>18-137</b>
Average per game	64.8	34.3
<b>Punts-Yards</b>	<b>19-769</b>	<b>14-553</b>
Average per punt	40.5	39.5
Net punt average	35.8	36.6
<b>Kickoffs-Yards</b>	<b>17-1028</b>	<b>28-1704</b>
Average per kick	60.5	60.9
Net kick average	37.6	34.6
<b>Time of possession / game</b>	<b>30:30</b>	<b>29:30</b>
<b>3rd-down conversion</b>	<b>25/56</b>	<b>26/50</b>
3rd-down pct	45%	52%
<b>4th-down conversion</b>	<b>5/6</b>	<b>2/3</b>



2025-26 Villanova Football  
Overall Team Statistics  
All games

Page 2/2  
as of Oct 01, 2025

	VU	OPP
4th-down pct	83%	67%
<b>Sacks by-Yards</b>	<b>4-23</b>	<b>6-37</b>
<b>Misc Yards</b>	<b>0</b>	<b>0</b>
<b>Touchdowns scored</b>	<b>13</b>	<b>18</b>
<b>Field goals - attempts</b>	<b>2-5</b>	<b>6-7</b>
<b>On-Side kicks</b>	<b>0-1</b>	<b>0-0</b>
<b>Red-zone scores</b>	<b>(10-14) 71%</b>	<b>(15-16) 94%</b>
<b>Red-zone touchdowns</b>	<b>(9-14) 64%</b>	<b>(11-16) 69%</b>
<b>PAT-attempts</b>	<b>(10-10) 100%</b>	<b>(16-17) 94%</b>
<b>2-point conversion-attempts</b>	<b>(0-2) 0%</b>	<b>(1-1) 100%</b>
<b>Attendance</b>	<b>10644</b>	<b>113716</b>
Games / Avg per game	2/5322	2/56858
Neutral site games	-	0/0

Score by Periods

Team	1st	2nd	3rd	4th	OT	TOT
Villanova	21	21	33	19	0	94
Opponents	31	48	31	34	0	144



2025-26 Villanova Football  
Individual Statistics  
All games

Page 1/2  
as of Oct 01, 2025

### Rushing

Player	gp	att	gain	loss	net	avg	td	lg	avg/g
David Avit	4	60	386	16	370	6.2	6	32	92.5
Isaiah Ragland	4	44	150	23	127	2.9	1	14	31.8
Ja'briel Mace	4	9	71	3	68	7.6	0	27	17.0
Luke Colella	4	1	15	0	15	15.0	0	15	3.8
Pat McQuaide	4	8	41	30	11	1.4	1	28	2.8
Isaiah Wright	4	5	7	1	6	1.2	0	5	1.5
Tanner Maddocks	3	5	12	9	3	0.6	0	6	1.0
Team	4	3	0	3	-3	-1.0	0	0	-0.8
<b>Total</b>	<b>4</b>	<b>135</b>	<b>682</b>	<b>85</b>	<b>597</b>	<b>4.4</b>	<b>8</b>	<b>32</b>	<b>149.3</b>
<b>Opponents</b>	<b>4</b>	<b>148</b>	<b>744</b>	<b>33</b>	<b>711</b>	<b>4.8</b>	<b>8</b>	<b>31</b>	<b>177.8</b>

### Passing

Player	gp	effic	comp-att-int	pct	yds	td	lg	avg/g
Pat McQuaide	4	126.8	65-114-1	57.0	853	3	56	213.3
Tanner Maddocks	3	109.1	6-12-1	50.0	69	1	33	23.0
<b>Total</b>	<b>4</b>	<b>125.1</b>	<b>71-126-2</b>	<b>56.3</b>	<b>922</b>	<b>4</b>	<b>56</b>	<b>230.5</b>
<b>Opponents</b>	<b>4</b>	<b>149.5</b>	<b>70-127-1</b>	<b>55.1</b>	<b>1097</b>	<b>9</b>	<b>75</b>	<b>274.3</b>

### Receiving

Player	gp	no.	yds	avg	td	lg	avg/g
Luke Colella	4	21	332	15.8	0	51	83.0
Lucas Kopecky	4	10	163	16.3	1	56	40.8
Braden Reed	4	7	135	19.3	0	40	33.8
Antonio Johnson	3	6	65	10.8	1	30	21.7
David Avit	4	6	58	9.7	0	15	14.5
Brandon Binkowski	4	6	58	9.7	2	15	14.5
Ja'briel Mace	4	4	2	0.5	0	8	0.5
Chris Colby	3	4	51	12.8	0	22	17.0
Ralee Stephens	2	3	25	8.3	0	15	12.5
Nolan Clayton	4	2	23	11.5	0	25	5.8
Isaiah Ragland	4	2	10	5.0	0	12	2.5
<b>Total</b>	<b>4</b>	<b>71</b>	<b>922</b>	<b>13.0</b>	<b>4</b>	<b>56</b>	<b>230.5</b>
<b>Opponents</b>	<b>4</b>	<b>70</b>	<b>1097</b>	<b>15.7</b>	<b>9</b>	<b>75</b>	<b>274.3</b>

### Punt Returns

Player	no.	yds	avg	td	lg
<b>Total</b>	<b>0</b>	<b>0</b>	<b>0.0</b>	<b>0</b>	<b>0</b>
<b>Opponents</b>	<b>7</b>	<b>68</b>	<b>9.7</b>	<b>0</b>	<b>34</b>

### Interceptions

Player	no.	yds	avg	td	lg
Omari Bursey	1	0	0.0	0	0
<b>Total</b>	<b>1</b>	<b>0</b>	<b>0.0</b>	<b>0</b>	<b>0</b>
<b>Opponents</b>	<b>2</b>	<b>61</b>	<b>30.5</b>	<b>1</b>	<b>49</b>

### Kick Returns

Player	no.	yds	avg	td	lg
Ja'briel Mace	12	370	30.8	1	100
Isaiah Wright	4	61	15.3	0	24
Christian Sapp	1	32	32.0	0	32
<b>Total</b>	<b>17</b>	<b>463</b>	<b>27.2</b>	<b>1</b>	<b>100</b>
<b>Opponents</b>	<b>8</b>	<b>179</b>	<b>22.4</b>	<b>0</b>	<b>35</b>

### Fumbles Recovered

Player	no.	yds	avg	td	lg
<b>Total</b>	<b>0</b>	<b>0</b>	<b>0.0</b>	<b>0</b>	<b>0</b>
<b>Opponents</b>	<b>1</b>	<b>0</b>	<b>0.0</b>	<b>0</b>	<b>0</b>





2025-26 Villanova Football  
Individual Statistics  
All games

Page 2/2  
as of Oct 01, 2025

### Scoring

Player			PAT						pts
	td	fg	kick	rush	rcv	pass	dxp	saf	
David Avit	6	-	-	-	-	-	-	-	36
Jack Barnum	-	2-5	10-10	-	-	-	-	-	16
Brandon Binkowski	2	-	-	-	-	-	-	-	12
Pat McQuaide	1	-	-	-	-	-	-	-	6
Antonio Johnson	1	-	-	-	-	-	-	-	6
Isaiah Ragland	1	-	-	-	-	-	-	-	6
Ja'briel Mace	1	-	-	-	-	-	-	-	6
Lucas Kopecky	1	-	-	-	-	-	-	-	6
<b>Total</b>	<b>13</b>	<b>2-5</b>	<b>10-10</b>	<b>0</b>	<b>0</b>	<b>0</b>	<b>0</b>	<b>0</b>	<b>94</b>
<b>Opponents</b>	<b>18</b>	<b>6-7</b>	<b>16-17</b>	<b>0</b>	<b>1</b>	<b>1</b>	<b>0</b>	<b>0</b>	<b>144</b>

### Field Goals

Player	fg	pct.	01-19	20-29	30-39	40-49	50-99	lg	blk
Jack Barnum	2-5	40.0	0-0	0-0	1-2	1-2	0-1	43	0
<b>Opponents</b>	<b>6-7</b>	<b>85.7</b>	<b>0-0</b>	<b>3-3</b>	<b>1-1</b>	<b>2-3</b>	<b>0-0</b>	<b>45</b>	<b>0</b>

### FG Sequence

Team Name	Villanova	Opponents
Colgate	(39)	44,(23)
Penn St.	(),47	(45),(28),(42)
Monmouth		(28)
William & Mary	56,(43),36	(37)

Numbers in (parentheses) indicate field goal was made

### All Purpose

Player	g	rush	rcv	pr	kr	ir	total	avg/g
Ja'briel Mace	4	68	2	0	370	0	440	110.0
David Avit	4	370	58	0	0	0	428	107.0
Luke Colella	4	15	332	0	0	0	347	86.8
Lucas Kopecky	4	0	163	0	0	0	163	40.8
Isaiah Ragland	4	127	10	0	0	0	137	34.3
Braden Reed	4	0	135	0	0	0	135	33.8
Isaiah Wright	4	6	0	0	61	0	67	16.8
Antonio Johnson	3	0	65	0	0	0	65	21.7
Brandon Binkowski	4	0	58	0	0	0	58	14.5
Chris Colby	3	0	51	0	0	0	51	17.0
Christian Sapp	4	0	0	0	32	0	32	8.0
Ralee Stephens	2	0	25	0	0	0	25	12.5
Nolan Clayton	4	0	23	0	0	0	23	5.8
Pat McQuaide	4	11	0	0	0	0	11	2.8
Tanner Maddocks	3	3	0	0	0	0	3	1.0
Team	4	-3	0	0	0	0	-3	-0.8
<b>Total</b>	<b>4</b>	<b>597</b>	<b>922</b>	<b>0</b>	<b>463</b>	<b>0</b>	<b>1982</b>	<b>495.5</b>
<b>Opponents</b>	<b>4</b>	<b>711</b>	<b>1097</b>	<b>68</b>	<b>179</b>	<b>61</b>	<b>2116</b>	<b>529.0</b>

### Total Offense

Player	g	plays	rush	pass	total	avg/g
Pat McQuaide	4	122	11	853	864	216.0
David Avit	4	60	370	0	370	92.5
Isaiah Ragland	4	44	127	0	127	31.8
Tanner Maddocks	3	17	3	69	72	24.0
Ja'briel Mace	4	9	68	0	68	17.0
Luke Colella	4	1	15	0	15	3.8
Isaiah Wright	4	5	6	0	6	1.5
Team	4	0	-3	0	-3	-0.8
<b>Total</b>	<b>4</b>	<b>261</b>	<b>597</b>	<b>922</b>	<b>1519</b>	<b>379.8</b>
<b>Opponents</b>	<b>4</b>	<b>275</b>	<b>711</b>	<b>1097</b>	<b>1808</b>	<b>452.0</b>

### Punting

Player	no.	yds	avg	lg	tb	fc	i20	50+	blk
Luke Larsen	19	769	40.5	54	1	5	5	2	0
<b>Total</b>	<b>19</b>	<b>769</b>	<b>40.5</b>	<b>54</b>	<b>1</b>	<b>5</b>	<b>5</b>	<b>2</b>	<b>0</b>
<b>Opponents</b>	<b>14</b>	<b>553</b>	<b>39.5</b>	<b>48</b>	<b>2</b>	<b>6</b>	<b>6</b>	<b>0</b>	<b>0</b>

### Kickoffs

Player	no.	yds	avg	tb	ob	retn	net	ydln
Jack Barnum	17	1028	60.5	5	1			
<b>Total</b>	<b>17</b>	<b>1028</b>	<b>60.5</b>	<b>5</b>	<b>1</b>	<b>8</b>	<b>37.6</b>	<b>27</b>
<b>Opponents</b>	<b>28</b>	<b>1704</b>	<b>60.9</b>	<b>9</b>	<b>0</b>	<b>17</b>	<b>34.6</b>	<b>30</b>



2025-26 Villanova Football  
Overall Defense Statistics  
All games

Page 1/1  
as of Oct 01, 2025

Team Defense

			Tackles				Sacks	Pass defense			Fumbles		blkd	
##	Player	gp	ua	a	tot	tfl/yds	no-yds	int-yds	brup	qbh	fr-yds	ff	kick	saf
31	Shane Hartzell	4	19	15	34	4-18	2-14	.	.	2	.	.	.	.
5	Turner Inge	4	11	8	19	0.5-0	.	.	.	2	.	.	.	.
27	Anthony Hawkins	4	16	2	18	.	.	.	3	.	.	1	.	.
22	Christian Sapp	4	15	3	18	.	.	.	2	1	.	.	.	.
4	Jordan Adderley	4	12	3	15	.	.	.	.	.	.	.	.	.
91	Ayden Howard	4	4	10	14	.	.	.	.	.	.	.	.	.
98	Obinna Nwobodo	4	7	6	13	1-3	1-3	.	.	.	.	.	.	.
2	Zahmir Dawud	4	10	3	13	.	.	.	4	.	.	.	.	.
41	Garrett Rogan	4	8	3	11	.	.	.	1	.	.	.	.	.
92	Nigel McSween	4	5	6	11	1-2	.	.	.	1	.	.	.	.
10	JR Strauss	2	3	7	10	0.5-1	0.5-1	.	1	.	.	.	.	.
11	Jason Hall	4	10	.	10	.	.	.	.	1	.	.	.	.
0	Capri Martin	4	5	5	10	2-8	0.5-5	.	.	.	.	.	.	.
32	Omari Bursey	4	3	5	8	1-1	.	1-0	.	.	.	.	.	.
36	Damill Bostic	3	6	.	6	.	.	.	1	.	.	.	.	.
8	Kaleb Moody	4	3	2	5	.	.	.	1	.	.	.	.	.
23	Jamie Tyson	4	4	1	5	.	.	.	2	.	.	.	.	.
94	Ivan Murray	4	3	2	5	.	.	.	.	.	.	.	.	.
3	Josh Oluremi	4	5	.	5	.	.	.	.	.	.	.	.	.
99	Ratu Delano Navoti	3	2	1	3	.	.	.	.	.	.	.	.	.
44	Richie Kimmel	2	2	1	3	1-1	.	.	1	.	.	.	.	.
18	Julian Glantz	4	1	1	2	.	.	.	.	.	.	.	.	.
7	Julian Talley	3	1	.	1	.	.	.	2	.	.	.	.	.
26	Isaiah Wright	4	.	1	1	.	.	.	.	.	.	.	.	.
20	Isaiah Ragland	4	1	.	1	.	.	.	.	.	.	.	.	.
21	Jayvont Williams	4	1	.	1	.	.	.	.	.	.	.	.	.
12	Colin Kennedy	1	.	1	1	.	.	.	.	.	.	.	.	.
38	Newton Essiem	2	.	1	1	.	.	.	.	.	.	.	.	.
96	Ugo Nwotite	4	.	1	1	.	.	.	.	2	.	.	.	.
16	Lucas Kopecky	4	1	.	1	.	.	.	.	.	.	.	.	.
Totals		4	158	88	246	11-34	4-23	1-0	18	9	0-0	1	0	0
Opponents		4	139	112	251	26-93	6-37	2-61	13	9	1-0	3	0	0



2025-26 Villanova Football  
Team Game-by-Game  
All games

Page 1/1  
as of Oct 01, 2025

Date	Opponent	Rushing				Receiving				Passing				Kick Returns				Punt Returns				tot	
		no.	yds	td	lg	no.	yds	td	lg	cmp	att	int	yds	td	lg	no.	yds	td	lg	no.	yds	td	lg
09/06/2025	Colgate	35	117	2	28	18	299	1	56	18-28-0	299	1	56	3	68	0	26	0	0	0	0		416
09/13/2025	at Penn St.	36	83	0	27	13	96	1	33	13-27-2	96	1	33	4	79	0	27	0	0	0	0		179
09/20/2025	at Monmouth	28	165	3	32	25	333	2	40	25-43-0	333	2	40	8	194	0	33	0	0	0	0		498
09/27/2025	William & Mary	36	232	3	27	15	194	0	25	15-28-0	194	0	25	2	122	1	100	0	0	0	0		426
Villanova		135	597	8	32	71	922	4	56	71-126-2	922	4	56	17	463	1	100	0	0	0	0		1519
Opponents		148	711	8	31	70	1097	9	75	70-127-1	1097	9	75	8	179	0	35	7	68	0	34		1808

Villanova Averages

Games	Avg/ rush	Avg/ catch	Pass effic	KR avg	PR avg	All purpose avg/game	Total offense avg/game
4	4.4	13.0	125.1	27.2	0.0	495.5	379.8

Date	Opponent	Tackles				Sacks	Fumble		Pass Defense			blkd	PAT attempts			off		
		ua	a	total	tfl-yds	no-yds	ff	fr-yds	int-yds	qbh	brup	kick	kick	rush	rcv	saf	t/o	pts
09/06/2025	Colgate	21	40	61	3.0-6	1-2	0	0-0	0-0	3	8	0	3-3	0	0	0	0	24
09/13/2025	at Penn St.	39	18	57	0.0-0	0-0	0	0-0	1-0	0	6	0	0-0	0	0	0	0	6
09/20/2025	at Monmouth	51	12	63	2.0-2	0-0	1	0-0	0-0	3	0	0	3-3	0	0	0	0	33
09/27/2025	William & Mary	47	18	65	6.0-26	3-21	0	0-0	0-0	3	4	0	4-4	0	0	0	0	31
Villanova		158	88	246	11.0-34	4-23	1	0-0	1-0	9	18	0	10-10	0	0	0	0	94
Opponents		139	112	251	26.0-93	6-37	3	1-0	2-61	9	13	0	16-17	0	1	0	7	144

		Punting										Field Goals			Kickoffs				
Date	Opponent	no.	yds	avg	long	blkd	tb	fc	50+	i20	md-att	long	blkd	no.	yds	avg	tb	ob	
09/06/2025	Colgate	5	198	39.6	50	0	1	0	1	2	1-1	39	0	5	307	61.4	1	1	
09/13/2025	at Penn St.	8	327	40.9	54	0	0	3	1	1	0-1	0	0	1	60	60.0	0	0	
09/20/2025	at Monmouth	4	160	40.0	42	0	0	1	0	1	0-0	0	0	5	289	57.8	2	0	
09/27/2025	William & Mary	2	84	42.0	43	0	0	1	0	1	1-3	43	0	6	372	62.0	2	0	
Villanova		19	769	40.5	54	0	1	5	2	5	2-5	43	0	17	1028	60.5	5	1	
Opponents		14	553	39.5	48	0	2	6	0	6	6-7	45	0	28	1704	60.9	9	0	



2025-26 Villanova Football  
Opponents Game-by-Game  
All games

Page 1/1  
as of Oct 01, 2025

Date	Opponent	Rushing				Receiving				Passing				Kick Returns				Punt Returns				tot off		
		no.	yds	td	lg	no.	yds	td	lg	cmp	att	int	yds	td	lg	no.	yds	td	lg	no.	yds		td	lg
09/06/2025	Colgate	26	111	0	31	15	239	2	32	15	30	0	239	2	32	1	24	0	24	1	11	0	11	350
09/13/2025	at Penn St.	38	237	3	18	17	228	2	23	17	31	1	228	2	23	1	17	0	17	4	52	0	34	465
09/20/2025	at Monmouth	45	240	3	20	20	397	4	75	20	30	0	397	4	75	2	54	0	35	1	11	0	11	637
09/27/2025	William & Mary	39	123	2	16	18	233	1	37	18	36	0	233	1	37	4	84	0	24	1	-6	0	0	356
Opponents		148	711	8	31	70	1097	9	75	70	127	1	1097	9	75	8	179	0	35	7	68	0	34	1808
Villanova		135	597	8	32	71	922	4	56	71	126	2	922	4	56	17	463	1	100	0	0	0	0	1519

Opponents Averages

Games	Avg/ rush	Avg/ catch	Pass effic	KR avg	PR avg	All purpose avg/game	Total offense avg/game
4	4.8	15.7	149.5	22.4	9.7	529.0	452.0

Date	Opponent	Tackles				Sacks no-yds	Fumble		Pass Defense			blkd kick	PAT attempts			off		
		ua	a	total	tfl-yds		ff	fr-yds	int-yds	qbh	brup		kick	rush	rcv	saf	t/o	pts
09/06/2025	Colgate	28	42	70	7.0-25	0-0	1	0-0	0-0	2	1	0	2-2	0	0	0	0	17
09/13/2025	at Penn St.	43	14	57	11.0-34	3-14	1	0-0	2-61	3	2	0	5-5	0	1	0	7	52
09/20/2025	at Monmouth	37	24	61	4.0-26	3-23	1	1-0	0-0	3	5	0	6-7	0	0	0	0	51
09/27/2025	William & Mary	31	32	63	4.0-8	0-0	0	0-0	0-0	1	5	0	3-3	0	0	0	0	24
Opponents		139	112	251	26.0-93	6-37	3	1-0	2-61	9	13	0	16-17	0	1	0	7	144
Villanova		158	88	246	11.0-34	4-23	1	0-0	1-0	9	18	0	10-10	0	0	0	0	94

		Punting										Field Goals			Kickoffs				
Date	Opponent	no.	yds	avg	long	blkd	tb	fc	50+	i20	md-att	long	blkd	no.	yds	avg	tb	ob	
09/06/2025	Colgate	6	261	43.5	48	0	1	1	0	1	1-2	23	0	4	240	60.0	1	0	
09/13/2025	at Penn St.	2	83	41.5	47	0	0	1	0	2	3-3	45	0	10	636	63.6	4	0	
09/20/2025	at Monmouth	2	70	35.0	36	0	1	0	0	1	1-1	28	0	9	524	58.2	1	0	
09/27/2025	William & Mary	4	139	34.8	37	0	0	4	0	2	1-1	37	0	5	304	60.8	3	0	
Opponents		14	553	39.5	48	0	2	6	0	6	6-7	45	0	28	1704	60.9	9	0	
Villanova		19	769	40.5	54	0	1	5	2	5	2-5	43	0	17	1028	60.5	5	1	



2025-26 Villanova Football  
Team Game-by-Game Comparison  
All games

Page 1/1  
as of Oct 01, 2025

Opponent	Score	First Downs				Rushing Number-Yards	Passing		Total Offense Plays-Yards	Return Yards	Turn- Overs
		Total	Rush	Pass	Pen		Comp-Att.-Int	Yards			
Colgate	24-17	18 / 17	7 / 6	11 / 10	0 / 1	35-117 / 26-111	18-28-0 / 15-30-0	299 / 239	63-416 / 56-350	68 / 35	0 / 0
Penn St.	6-52	11 / 28	7 / 16	3 / 12	1 / 0	36-83 / 38-237	13-27-2 / 17-31-1	96 / 228	63-179 / 69-465	79 / 130	2 / 1
Monmouth	33-51	27 / 34	8 / 13	17 / 16	2 / 5	28-165 / 45-240	25-43-0 / 20-30-0	333 / 397	71-498 / 75-637	194 / 65	1 / 0
William & Mary	31-24	24 / 23	14 / 9	10 / 12	0 / 2	36-232 / 39-123	15-28-0 / 18-36-0	194 / 233	64-426 / 75-356	122 / 78	0 / 0
<b>Totals</b>	<b>94-144</b>	<b>80 / 102</b>	<b>36 / 44</b>	<b>41 / 50</b>	<b>3 / 8</b>	<b>135-597 / 148-711</b>	<b>71-126-2 / 70-127-1</b>	<b>922 / 1097</b>	<b>261-1519 / 275-1808</b>	<b>463 / 308</b>	<b>3 / 1</b>

Opponents	3rd Down Conversion	4th Down Conversion	Time of Possession	TOP Margin	Avg Yds/Rush	Avg Yds/Pass	Avg Yds/Play	Punting Number-Avg	Penalties Number-Yards	Sacks
Colgate	6-13 / 5-13	1-1 / 0-0	33:04 / 26:56	06:08	3.3 / 4.3	10.7 / 8.0	6.6 / 6.3	5-39.6 / 6-43.5	2-15.0 / 3-20.0	1 / 0
Penn St.	6-17 / 5-11	2-2 / 1-1	31:44 / 28:16	03:28	2.3 / 6.2	3.6 / 7.4	2.8 / 6.7	8-40.9 / 2-41.5	4-29.0 / 5-25.0	0 / 3
Monmouth	7-14 / 7-11	0-1 / 0-1	27:39 / 32:21	-04:42	5.9 / 5.3	7.7 / 13.2	7.0 / 8.5	4-40.0 / 2-35.0	13-124.0 / 7-72.0	0 / 3
William & Mary	6-12 / 9-15	2-2 / 1-1	29:34 / 30:26	-00:52	6.4 / 3.2	6.9 / 6.5	6.7 / 4.7	2-42.0 / 4-34.8	11-91.0 / 3-20.0	3 / 0
<b>Totals</b>	<b>25-56 / 26-50</b>	<b>5-6 / 2-3</b>	<b>122:01 / 117:59</b>	<b>04:02</b>	<b>4.4 / 4.8</b>	<b>7.3 / 8.6</b>	<b>5.8 / 6.6</b>	<b>19-40.5 / 14-39.5</b>	<b>30-259.0 / 18-137.0</b>	<b>4 / 6</b>

Note: Game totals are displayed in the format TEAM/OPPONENT for each category