

# VILLANOVA FOOTBALL GAME NOTES

## GAMEDAY

Date	September 28, 2024
Time	6:00 PM
Venue	Villanova Stadium
Capacity	12,000

## LIVE COVERAGE

### TV

#### FloFootball

Sam Kuperman (Play By Play)

Steve Pinone (Analyst)

Tessa Peloso (Sideline)

### RADIO

#### Villanova Sports Radio Network

AM 1480, FM 102.5, FM 104.1 (Trenton)

Ryan Fannon (Play By Play)

Kevin Reilly (Analyst)

## ALL-TIME SERIES

### VILLANOVA LEADS 2-0

First Meeting	2019
First Villanova Win	2019 (35-7)
First LIU Win	—

Last Meeting	2022
Last Villanova Win	2022 (38-21)
Last LIU Win	—

Mark Ferrante vs. LIU	2-0
Ron Cooper vs. Villanova	0-1

at Villanova	1-0
at LIU	1-0
Neutral Sites	0-0

Current Streak	W2 (2019-2022)
Longest Streak	W2 (2019-2022)

## THE MATCHUP



### VILLANOVA

Nickname	Wildcats
Conference	CAA Football
Record	3-1 (1-0 CAA)
Stats Perform FCS Poll	#6
AFCA FCS Coaches Poll	#6
Head Coach	Mark Ferrante
Career Record	50-30
Villanova Record	50-30
Location	Villanova, Pa.
Founded	1842
Enrollment	6,584
Colors	Blue and White



### LIU

Nickname	Sharks
Conference	Northeast
Record	0-4 (0-0 NEC)
Stats Perform FCS Poll	n/a
AFCA FCS Coaches Poll	n/a
Head Coach	Ron Cooper
Career Record	57-77
LIU Record	8-18
Location	Brookville, N.Y.
Founded	1926
Enrollment	18,621
Colors	Blue and Gold

## VILLANOVA SCHEDULE

Date	Opponent	Location	Time/Result	Att.
8.29	(25/23) Youngstown State	Villanova, Pa.	W, 24-17	5,421
9.7	@ Colgate	Hamilton, N.Y.	W, 28-3	2,619
9.14	Towson (CAA)	Villanova, Pa.	W, 14-13	4,219
9.21	@ Maryland	College Park, Md.	L, 20-38	38,006
9.28	LIU	Villanova, Pa.	6:00 PM	
10.5	@ Stony Brook (CAA)	Stony Brook, N.Y.	3:30 PM	
10.12	@ Maine (CAA)	Orono, Maine	1:00 PM	
10.26	New Hampshire (CAA)	Villanova, Pa.	3:30 PM	
11.2	@ Hampton (CAA)	Hampton, Va.	1:00 PM	
11.9	North Carolina A&T (CAA)	Villanova, Pa.	1:00 PM	
11.16	@ Monmouth (CAA)	West Long Branch, N.J.	12:00 PM	
11.23	Delaware (CAA)	Villanova, Pa.	1:00 PM	

## TONIGHT'S GAME

■ Villanova plays its final non-conference game of the regular season on Saturday evening when it hosts LIU for a 6 p.m. kickoff at Villanova Stadium. The contest will be the third ever between the teams and the Wildcats second home game in the series.

■ Villanova has won 18 consecutive games against FCS non-conference opponents. The streak began at the start of the 2016 season and the Wildcats own an average margin of victory of 26.8 points during the streak.

■ Villanova enters play this week having won 11 consecutive home games since the middle of the 2022 season. The streak includes a pair of wins already this year against Youngstown State (24-17) in the season opener and Towson (14-13) in the CAA Football opener for both teams.

■ Despite suffering its first loss of the season, 38-20, to FBS and Big Ten member Maryland last week, the Wildcats tallied their highest point output against an FBS foe since 2014.

■ Fifth year safeties **Ethan Potter** and **Ty Trinh**, both Maryland natives, were among the standout performers for Villanova in their home state last week. Potter had a game-high 10 tackles, including seven solo stops, while Trinh registered his third career interception which he returned 24 yards to set up the first Villanova points of the game four plays later.

■ Villanova won the turnover battle against Maryland last week and now ranks 14th in the country with a +4 turnover margin on the year.

# VILLANOVA FOOTBALL GAME NOTES

## QUICK FACTS

Villanova University	
Location	Villanova, Pa.
Founded	1842
Enrollment	6,584
President	Rev. Peter M. Donohue, O.S.A.
Interim Athletic Director	Lynn Tighe
Colors	Blue and White
Nickname	Wildcats

### Athletics History

Team National Championships	21
Individual National Champions	120
Team Conference Championships	129

### Villanova Football

Affiliation	FCS
Conference	CAA Football
First Year	1894
All-Time Record	662-503-41 (.566)
Bowl Games	5
FCS Playoff Appearances	15
Last Playoff Appearance	2023
National Championships	1

### Head Coach

Head Coach	Mark Ferrante
Years at Villanova	35
Years as Head Coach	Sixth Season
Career Record	50-30 (.600)

### Stadium

Stadium	Villanova Stadium
Capacity	12,000
Surface	Astroplay (artificial grass)
Press Box Phone	610-519-5290
All-Time Record	265-112-5 (.700)

### Award Winners

Walter Payton Awards	3
Jerry Rice Awards	1
First Team All-Americans	31
Major Confence Awards	21
All-Conference Honorees	342
Academic All-Americans	14
CAA Football Scholar-Athletes of the Year	4
Academic All-Conference Honorees	837

### 2024 Team Information

Offensive Formation	Multiple
Defensive Formation	Multiple
Letterwinners Returning	65
Letterwinners Lost	27
Offensive Starters Returning/Lost	6/5
Defensive Starters Returning/Lost	5/6
Specialists Returning/Lost	0/5
2023 Overall Record	10-3
2023 Conference Record	7-1

## VILLANOVA NOTEBOOK

### SETTING THE STAGE

- Villanova plays its final regular season non-conference game on Saturday evening when it hosts LIU for a 6 p.m. kickoff during Family Weekend on campus. The game will air live on FloFootball with **Sam Kuperman**, **Steve Pinone** and **Tessa Peloso** on the call. Fans can also hear the Villanova Sports Radio Network broadcast with **Ryan Fannon** and **Kevin Reilly** on the iHeart Radio mobile app.

### VILLANOVA UPDATE

- Villanova is 3-1 on the season and is coming off its first loss of the season, 38-20, to FBS and Big Ten foe Maryland last week in the Wildcats annual FBS game. Prior to last week's contest, Villanova had allowed just 11.0 points per game in its first three wins of the year over Youngstown State (24-17), Colgate (28-3) and in the CAA Football opener versus Towson (14-13).

### LOOKING AT LIU

- Although the Sharks will enter Villanova Stadium this week carrying an 0-4 record, three of the four losses have come by a touchdown or less and the fourth was against Big 12 opponent TCU. Two of the close defeats have been to CAA Football squads, including UAlbany (27-21) in the season opener on August 31 and Rhode Island (28-21) in an LIU home game last week.

### LIMITED HISTORY

- Villanova and LIU will play each other for the third time in six seasons when they match up in this week's contest. The first-ever meeting between the schools was at Villanova Stadium in 2019 when the Wildcats tallied a 35-7 victory in a rare November non-league contest. The most recent game in the series was in Brookville, N.Y. in 2022 and saw VU come away with a 38-21 triumph.

### POLLING PLACES

- Villanova only dropped one spot in the FCS national rankings this week to No. 6 in the Stats Perform FCS Top 25 and the AFCA FCS Coaches Poll following its 38-20 loss at Maryland last week. The Wildcats have been ranked in 12 consecutive national polls going back to last season and have reached as high as No. 4 in the AFCA FCS Coaches Poll this season. There are six CAA Football teams in this week's Stats Perform FCS Top 25, with Villanova followed by William & Mary (No. 11), UAlbany (No. 21), Rhode Island (No. 22) and New Hampshire (No. 24).

### FRIENDLY CONFINES

- Villanova's schedule this year oscillates evenly between home and road contests for the first six weeks of the season. The team will surely be looking forward to getting back onto the Villanova Stadium turf for this week's LIU matchup. The Wildcats have won 11 straight home games and have posted an average margin of victory of 15.6 points during the streak. Villanova owns two home wins already this season over Youngstown State (24-17) and Towson (14-13), with the latter the first CAA Football game of the year for both teams.

### KEEPING THE FLAGS AWAY

- Over the past two weeks the Wildcats have only been penalized 10 times for 80 yards while their opponents, Towson and Maryland, have been flagged 16 times for 139 yards.

# VILLANOVA FOOTBALL GAME NOTES

## VILLANOVA NOTEBOOK

### NON-CONFERENCE DOMINANCE

- Villanova enters this week's game against LIU having won 18 consecutive regular season games against non-conference FCS opponents. The streak began with the start of the 2016 season and, in the 17 games, the Wildcats have an average margin of victory of 26.8 points per game. Including both the regular season and the FCS playoffs, Villanova is 21-4 (.840) versus non-conference FCS foes since 2016. The trend continued this year with wins over Youngstown State (24-17) and Colgate (28-3) in the first two weeks of the season.

### FIVE AND DIME

- Villanova is the only current CAA Football member to have won at least a share of two league titles over the **last five seasons**. Over these last five years (2020-24) the Wildcats have the highest winning percentage among the current CAA membership with a 31-14 (.689) mark, including a 21-8 record in regular season league games.
- Expanding the snapshot to the **last 10 seasons** (2015-24), Villanova is still one of just three CAA Football members (Richmond and William & Mary are the others) to have won at least a share of two league championships. Over the last 10 seasons the Wildcats have the highest win total of any current league member and have posted an overall record of 65-39 (.625). Villanova has gone 42-27 in regular season CAA Football contests over the last 10 seasons.

### CURRENT CAA FOOTBALL MEMBERSHIP

#### Last 5 Years: Winning Pct. (2020-24)

Villanova (31-14, .689)

Delaware (32-16, .667)

Richmond (29-16, .644)

William & Mary (27-15, .643)

Rhode Island (25-15, .625)

#### Last 10 Years: Winning Pct. (2015-24)

North Carolina A&T (64-33, .660)

Villanova (65-39, .625)

Richmond (64-43, .598)

Monmouth (58-42, .580)

Delaware (59-46, .562)

### PUTTING POINTS ON THE BOARD

- Villanova scored its most points in the last 10 meetings against an FBS opponent when it put 20 second half points on the board in last week's 38-20 setback at Maryland. The Wildcats finished the game stronger than they started, cutting into a 24-0 halftime deficit with 20 points in the final 22:17 of the contest.
- Fifth year kicker **Ethan Gettman** got Villanova on the board with a 33-yard field goal at the 7:17 mark of the third quarter. Just over three minutes later, fifth year wide receiver **Devin Smith** scored his third touchdown of the season on a 17-yard reception. Gettman added a 37-yard field goal in the fourth quarter and junior quarterback **Tanner Maddocks** scored his first career touchdown on an eight-yard run with 1:11 to play in the contest.

### TURNOVER MARGIN

- Villanova won the turnover battle for the third time in four weeks when it forced two miscues by Maryland last week (one interception, one fumble recovery). It was the first time since 2018 against Temple that the Wildcats had a positive turnover margin against an FBS opponent, and also the first time since 2014 versus Syracuse that Villanova played turnover free football in an FBS game. The Wildcats have a +4 turnover margin this year.

## VILLANOVA UNIVERSITY

### ABOUT THE SCHOOL

Since 1842, Villanova University's Augustinian Catholic intellectual tradition has been the cornerstone of an academic community in which students learn to think critically, act compassionately and succeed while serving others. There are more than 10,000 undergraduate, graduate and law students in the University's six colleges – the College of Liberal Arts and Sciences, the Villanova School of Business, the College of Engineering, the M. Louise Fitzpatrick College of Nursing, the College of Professional Studies and the Villanova University Charles Widger School of Law. Ranked among the nation's top universities, Villanova supports its students' intellectual growth and prepares them to become ethical leaders who create positive change everywhere life takes them.

### VILLANOVA ATHLETICS

Villanova University has a long and storied athletics history defined by excellence both in competition and in the classroom. The Villanova Athletics Department is a community of student-athletes, coaches and staff whose primary focus is to achieve academic excellence, while striving to produce teams and individuals committed to athletic competition and outstanding performance. Villanova Athletics sponsors 24 varsity sports, which together include more than 500 student-athletes. In the classroom, these Villanova student-athletes have registered a grade-point average higher than a 3.0 for 42 consecutive semesters. Three Villanova student-athletes have been named Rhodes Scholars, with numerous others earning Academic All-America distinction. Villanova's athletics history includes 21 NCAA team national championships, as well as more than 100 conference championships. In addition, at least one Villanova has participated in every Summer Olympics since 1948. Villanova is a member of the BIG EAST Conference, CAA Football, Coastal Athletic Association (Rowing) and Metro Atlantic Athletic Conference (Water Polo).

### ACADEMICS

The GPA for more than 500 student-athletes during the Spring 2024 semester was 3.489, making it 13 straight semesters that student-athletes have had a GPA of 3.3 or higher. Success in the classroom has been across-the-board for Villanova Athletics, with every one of the 24 varsity sports programs posting a team GPA over a 3.0 in each of the last five semesters.

The most recent NCAA data to be released was the Academic Progress Rate (APR) update in June 2024 in which Villanova Athletics had 13 teams achieve a perfect 1000 score. Only seven Division I schools nationwide and four outside of the Ivy League had as many as 13 teams with a perfect 1000 score. Villanova's overall multi-year score rose one point to 997. The football team's score of 982 led all CAA schools.



# VILLANOVA FOOTBALL GAME NOTES

## TALE OF THE TAPE

VU	CATEGORY	LIU
21.5	Scoring Offense	14.8
17.8	Scoring Defense	30.0
75	First Downs	64
81	First Downs Allowed	75
172.0	Rushing Yards/Game	143.0
143.8	Rushing Defense/Game	140.8
152.3	Passing Yards/Game	151.0
225.3	Passing Defense/Game	184.0
324.3	Total Offense/Game	294.0
369.0	Total Defense/Game	324.8
21.8	Kick Return Average	21.3
9.5	Punt Return Average	9.0
4-26-0	Interception Returns	0-0-0
21-170	Penalties-Yards	21-164
29:34	Time of Possession	31:31
36%	3rd Down Offense	35%
37%	3rd Down Defense	40%
50%	4th Down Offense	33%
63%	4th Down Defense	50%
85% (11-13)	Red Zone Offense	67% (6-9)
64% (9-14)	Red Zone Defense	93% (13-14)
2-2	Fumbles-Lost	5-2
+4	Turnover Margin	-1
60% (3-5)	Field Goals	33% (1-3)
100% (11-11)	PATs	100% (8-8)
6-37	Team Sacks	5-23
10-61	Sacks Allowed	8-41

## VILLANOVA LEADERS

### PASSING

Connor Watkins 559 (50-99-0, 5 TD)

### RUSHING

Isaiah Ragland 41-283 (2 TD)

Connor Watkins 41-202 (3 TD)

David Avit 24-115 (0 TD)

### RECEIVING

Devin Smith 14-184 (3 TD)

Jaylan Sanchez 10-118 (2 TD)

### TACKLES

Brendan Bell 38 (20-18; 2.5 TFL)

Shane Hartzell 32 (15-17; 1.5 TFL)

Richie Kimmel 25 (6-19; 0.5 TFL)

## LIU LEADERS

### PASSING

Luca Stanzani 575 (60-102-2, 7 TD)

### RUSHING

Ludovick Choquette 40-217 (0 TD)

Ethan Greenwood 21-125 (0 TD)

### RECEIVING

Michael Love 22-217 (4 TD)

Aviyon Smith-Mack 8-111 (0 TD)

Cory Nichols 11-104 (0 TD)

### TACKLES

JoJo Garcia 21 (12-9; 0.0 TFL)

Rafael Fasolino 20 (10-10; 3.0 TFL)

## VILLANOVA NOTEBOOK

### MADDOCKS AT THE READY

■ As the backup quarterback to starter **Connor Watkins** over the past two years, **Tanner Maddocks** has stayed ready and had success when he is called upon. He was in for the Wildcats final offensive series in the Maryland game and completed 4-of-4 passes for 50 yards on a drive that culminated with his eight-yard scoring run. Maddocks has never thrown an incomplete pass in his collegiate career. He is 10-of-10 through the air for 94 yards and has rushed six times for 23 yards and the one score from last Saturday's contest.

### DOUBLE DIGIT TACKLER

■ Fifth year safety **Ethan Potter** had his best game of the season with a game-high 10 total tackles against Maryland last week. It was the first time in nearly two years and the third time in his career that Potter reached double digits in a single game. He had seven solo stops and three assisted tackles to go along with a pass breakup. Potter is tied for third on the team this season with 25 tackles in four games.

### HERE'S THE KICKER

■ Fifth year kicker **Ethan Gettman** made a pair of field goals from 37 yards and 33 yards in the Maryland game last week. The graduate transfer from Bryant has been a do-it-all kicker for Villanova this season. He is 3-of-5 on field goals and 11-of-11 on PATs, including a 42-yard field goal in the season opener which was his eighth career 40+ yarder. Gettman is also averaging 42.3 yards per punt on 18 attempts this season, with a long punt of 62 yards and three punts for over 50 yards. Gettman also handles kickoff duties and averages 61.2 yards with three touchbacks on the year.

### ALL PURPOSE THREAT

■ Fifth year wide receiver **Devin Smith** tallied his second game this season and fifth of his career with over 100 all-purpose yards against Maryland last week. He had five catches for 62 yards and his third touchdown reception on the year to go along with four kickoff returns for 87 yards (149 all-purpose yards on the day).

■ Smith is a graduate transfer from North Carolina Central and the team's primary punt returner with a long return of 19 yards in the Towson game. He filled in on kickoff returns last week and had four returns which all ranged from 20 to 25 yards. In four games this season Smith has recorded 14 receptions for 184 yards and three touchdowns. He ranks second on the team with 290 all-purpose yards.

### RECEIVING LINE

■ Villanova had a season high eight different players catch a pass in the Maryland game, including freshman wide receiver **Chris Colby** and graduate student **Lucas Kopecky** who each recorded their first career receptions. Colby caught a 24-yard pass from backup quarterback **Tanner Maddocks** in the fourth quarter during a Wildcats scoring drive. Kopecky, a four-year member of the Villanova men's lacrosse team prior to this year, had a nine-yard catch earlier in the game and also drew a holding penalty against the Terrapins.

### UNCOMMON OPPONENT

■ Villanova's game against Maryland last week was only the second time in the last 67 years that the Wildcats played a current member of the Big Ten conference.

# VILLANOVA FOOTBALL GAME NOTES

## VILLANOVA NOTEBOOK

### DEFENDING THEIR "HOME" TURF

- Five of the seven members of the Villanova roster who hail from the state of Maryland saw playing time in last week's game, with fifth year safeties **Ethan Potter (Chesapeake City)** and **Ty Trinh (Owings Mills)** leading the way. Potter recorded his first double digit tackle game in nearly two years with a game-high 10 total stops, while Trinh had two tackles for loss among his five stops to go along with the interception that set up the Wildcats first points. The other Maryland natives to see action in the game were freshman running back **David Avit (Potomac)** whose brother Ezequiel saw playing time for the Terrapins, long snapper **Timmy Furgeson** and freshman defensive back **Newton Essiem**.

### HONORS AND AWARDS

- Redshirt freshman running back **Isaiah Ragland** was named the CAA Football Rookie of the Week for the second time this season and the third time in his career after he ran for a career-high 141 yards in the Towson win. Ragland carried the ball a career-high 17 times and averaged better than eight yards per carry for the second time in three games to open the 2024 campaign. His career-long 65-yard burst late in the third quarter set up the go-ahead Villanova touchdown two players later.
- Ragland played in four games as a true freshman last season and retained his rookie eligibility for this season. He made an impact in those four contests however, including in a 21-0 win over Elon in which he rushed 15 times for 126 yards. That earned him his first career Rookie of the Week nod. The second came after this year's season opener against Youngstown State when Ragland had seven carries for 58 yards and his first career touchdown.

### BLOCK THAT KICK!

- Prior to the September 14 game against Towson, it had been nearly six years since Villanova blocked an opposing team's field goal try. The feat happened twice in the second half alone in the win over the Tigers. In the third quarter, sophomore **JR Strauss** blocked a 31-yard field goal attempt which would have given Towson a 13-7 lead with 3:47 to play in the period. The second block came as time expired at the end of the game, as senior **Obinna Nwobodo** got his hands on a potential game-winning and walk-off 37-yard try. The last blocked field goal attempt by Villanova prior to last week came on October 6, 2018 when **Jafonta Johnson** blocked a 40-yard attempt in a 13-10 loss at Maine. Ironically, Johnson's block came with the score tied 10-10 in the fourth quarter but the Black Bears later kicked a 52-yard game-winner as time expired. That game stands as the last time that the Wildcats suffered a walk-off loss.

### 1,000 YARD MILESTONE

- In the win over Towson, sixth year quarterback **Connor Watkins** became the 43rd player in school history and the sixth quarterback to top 1,000 career rushing yards. Watkins' career totals are 212 carries for 1,016 yards and 22 touchdowns. The other VU quarterbacks with over 1,000 rushing yards are *Richie Richman (1,001 yards; 1960-62)*; *CPat O'Brien (1,792 yards; 1977-80)*; *Chris Whitney (2,160 yards; 2007-10)*; *John Robertson (3,643 yards; 2011-15)*; and *Zach Bednarczyk (1,225 yards; 2015-18)*.

## CAA FOOTBALL

Standings (Top 25)	CAA	Overall
Delaware	1-0	3-0
<b>Villanova (6/6)</b>	1-0	3-1
New Hampshire (24/20)	1-0	3-1
Rhode Island (22/rv)	1-0	3-1
Stony Brook (rv/rv)	1-0	3-1
Monmouth (rv/rv)	1-0	2-2
Hampton	0-0	3-1
William & Mary (11/12)	0-0	3-1
Richmond (rv/t23)	0-0	2-2
UAlbany (21/t23)	0-0	1-2
Elon	0-0	1-3
Maine	0-1	2-2
Bryant	0-1	1-3
North Carolina A&T	0-1	1-3
Towson	0-1	1-3
Campbell	0-2	1-3
<b>TOTAL</b>		<b>33-29</b>

### WEEK 5 SCHEDULE

#### Saturday, September 28

<b>LIU at Villanova</b> .....	<b>6:00 PM</b>
Fordham at Monmouth .....	1:00 PM
Delaware State at Campbell .....	2:00 PM
Richmond at Elon (*) .....	2:00 PM
Morgan State at Stony Brook .....	3:30 PM
Maine at UAlbany (*) .....	3:30 PM
Sacred Heart at Delaware .....	3:30 PM
N.C. A&T at South Carolina State .....	6:00 PM
Hampton at William & Mary (*) .....	6:00 PM

### WEEK 4 RESULTS

#### Saturday, September 21

<b>Maryland 38, Villanova 20</b>
New Hampshire 38, Bryant 17 (*)
Stony Brook 24, Campbell 17 (*)
Rhode Island 28, LIU 21
Maine 26, Merrimack 15
North Dakota State 41, Towson 24
Hampton 27, Howard 20
Richmond 38, Delaware State 24
Delaware 29, Penn 22
East Tennessee State 34, Elon 14
Monmouth 45, FIU 42
William & Mary 34, Furman 24
North Carolina Central 66, N.C. A&T 24

### PLAYERS OF THE WEEK

#### September 23

##### Offensive Player of the Week

Roland Dempster, Sr., RB, Stony Brook

##### Defensive Player of the Week

Deuce Lee, So., DB, Monmouth

##### Special Teams Player of the Week

Michael Calton Jr., So., PK, Monmouth

##### Rookie of the Week

TJ McGill, Fr., DB, William & Mary

# VILLANOVA FOOTBALL GAME NOTES

## NATIONAL RANKINGS

STATS PERFORM FCS TOP 25			SEPT. 23
Rk	Team (1st)	Rec.	Pts.
1	South Dakota State (40)	3-1	1,379
2	North Dakota State (5)	3-1	1,308
3	Montana State (6)	4-0	1,295
4	Idaho (5)	3-1	1,272
5	South Dakota	2-1	1,137
6	<b>Villanova</b>	3-1	1,070
7	Central Arkansas	3-1	1,008
8	Montana	3-1	993
9	North Dakota	3-1	959
10	Sacramento State	2-2	912
11	<b>William &amp; Mary</b>	3-1	798
12	Mercer	4-0	699
13	Southeast Missouri State	3-1	691
14	UC Davis	3-1	681
15	UIW	2-2	574
16	Tarleton State	3-1	568
17	Southern Illinois	2-2	549
18	Illinois State	3-1	524
19	Lamar	3-1	284
20	Abilene Christian	2-2	276
21	<b>UAlbany</b>	1-2	198
22	<b>Rhode Island</b>	3-1	128
23	Wofford	2-1	103
24	<b>New Hampshire</b>	3-1	101
25	Weber State	2-2	94

**Receiving Votes:** Chattanooga 80, East Tennessee State 75, Northern Iowa 73, **Richmond** 72, Lafayette 51, Western Carolina 47, Florida A&M 43, North Carolina Central 28, Columbia 21, Harvard 19, McNeese 18, Duquesne 12, Nicholls 12, Lehigh 10, **Stony Brook** 9, **Monmouth** 4, Yale 3

AFCA FCS COACHES POLL			SEPT. 23
Rk	Team (1st)	Rec.	Pts.
1	South Dakota State (22)	3-1	644
2	North Dakota State (1)	3-1	612
3	Montana State (2)	4-0	598
4	Idaho (1)	3-1	578
5	South Dakota	2-1	515
6	<b>Villanova</b>	3-1	475
7	Central Arkansas	3-1	467
8	North Dakota	3-1	457
9	Montana	3-1	453
10	Sacramento State	2-2	408
11	UC Davis	3-1	366
12	<b>William &amp; Mary</b>	3-1	355
13	Mercer	4-0	286
14	Southeast Missouri State	3-1	277
15	Illinois State	3-1	276
16	Tarleton State	3-1	263
17	Southern Illinois	2-2	248
18	UIW	2-2	194
19	Northern Iowa	2-2	105
20	<b>New Hampshire</b>	3-1	98
21	Florida A&M	2-2	85
22	Abilene Christian	2-2	78
23t	<b>UAlbany</b>	1-2	73
23t	<b>Richmond</b>	2-2	73
25	Lamar	3-1	68

**Receiving Votes:** **Rhode Island** 54, Lafayette 49, Chattanooga 46, Weber State 28, McNeese 23, Eastern Illinois 20, Missouri State 20, Harvard 19, Lehigh 19, **Stony Brook** 16, Wofford 14, **Monmouth** 10, Youngstown State 10, Duquesne 9, North Carolina Central 9, Stephen F. Austin 9, Nicholls 7, Butler 6, East Tennessee State 6, Indiana State 5, Northern Arizona 4, Southern 4, Dartmouth 3, Yale 3, Central Connecticut State 2, Jackson State 1, Murray State 1, Western Carolina 1

## VILLANOVA NOTEBOOK

### GETTING INTO THE END ZONE

- Junior wide receiver **Jaylan Sanchez** scored his first two touchdowns of the season in the Towson win, accounting for both of the Wildcats scores in a 14-13 victory. Sanchez hauled in a 28-yard pass at the 12:10 mark of the second quarter to tie the game at 7-7 and later caught a six-yard touchdown pass with 1:16 to play in the third quarter which accounted for the difference in the final score. Sanchez finished the day with four catches for 59 yards and the two scores. In 27 career games played, Sanchez has 48 receptions for 899 yards and eight touchdowns.

### STANDOUT PERFORMERS ON DEFENSE

- Sophomore defensive lineman **Capri Martin** was named Villanova's defensive player of the game in the Towson win. His two tackles on the day included his first career solo sack while he also added a forced fumble and a quarterback hurry to his stat line. Martin sacked Tigers quarterback Sean Brown in the second quarter on a 3rd-and-4 play from the Towson 37-yard line and forced the Tigers to punt in what was then a 7-7 tie game. Martin played in 11 games as a true freshman last season and has emerged as a starter on the Wildcats defensive line this year.
- Martin wasn't the only member of the defensive line to stand out in the win, as redshirt freshman **Nigel McSween** had a career-high three tackles and — like Martin — registered his first career solo sack.

### LOW-SCORING WIN

- Villanova's 14-13 win over Towson was the fewest points scored in a victory since the Wildcats posted a 13-3 win over Maine on October 31, 2015. Villanova has won just four of its last 23 games when it its held below 20 points.

### TREND BUSTERS

- Villanova's win over Towson was an unusual one when you consider the following circumstances: the Tigers scored the first points of the game and the Wildcats trailed at the end of the first quarter; Villanova went into halftime without the lead (the game was tied 7-7); Towson finished the day with more yards of total offense; the Wildcats were held below 20 points and did not force a turnover while committing two of their own.

## CAA FOOTBALL ALL-TIME LEAGUE RECORDS

Team	Record	Pct.	Titles (Shared-Outright)	Last Title
<b>Villanova</b>	<b>173-114</b>	<b>.603</b>	<b>8 (7-1)</b>	<b>2023</b>
Delaware	182-120	.603	10 (8-2)	2020
New Hampshire	260-210-10	.552	14 (5-9)	2022
William & Mary	131-113	.537	5 (4-1)	2022
Richmond	150-151	.498	9 (8-1)	2023
Elon	35-40	.467	0 (0-0)	—
Maine	221-256-7	.464	13 (8-5)	2018
Monmouth	7-10	.412	0 (0-0)	—
Stony Brook	35-50	.412	0 (0-0)	—
Towson	62-90	.408	2 (1-1)	2012
Campbell	4-6	.400	0 (0-0)	—
UAlbany	29-55	.345	1 (1-0)	2023
Rhode Island	157-324-7	.329	7 (5-2)	1985
Hampton	4-12	.250	0 (0-0)	—
Bryant	0-1	.000	0 (0-0)	—
North Carolina A&T	0-9	.000	0 (0-0)	—

*Former members of the conference are not listed here.*



# VILLANOVA FOOTBALL GAME NOTES

## VILLANOVA NOTEBOOK

### CONFERENCE OPENER

- Villanova is 27-10 in league openers in its FCS era. The successful trend continued this year when the Wildcats tallied a 14-13 win over Towson. It marked the 10th time in the last 13 years that Villanova won its CAA Football opener. The team has posted a .500 or better record in 27 of its 36 seasons as a member of the Yankee Conference, Atlantic 10 and CAA Football.

### BIG PLAY POTENTIAL

- Sixth year quarterback **Connor Watkins** has thrown seven career touchdown passes of 75 yards or longer. No previous quarterback in school history had more than four such passes. Watkins has made 27 career starts under center and has tallied 34 completions for 40 yards or longer. He has...

- ◆ Seven career TD passes for 70+ yards (*no previous Villanova QB had more than four*)
- ◆ 13 career completions for 40-49 yards
- ◆ 6 career completions for 50-59 yards
- ◆ 8 career completions for 60-69 yards
- ◆ 5 career completions for 70-79 yards
- ◆ 2 career completions for 80-89 yards

### 5,000 AND 300

- **Connor Watkins** reached a pair of career milestones in the win over Youngstown State. He became the ninth quarterback in school history to reach 5,000 career passing yards and he also became the quarterback in Villanova history with at least 300 career completions. Watkins' current career passing totals are 5,275 yards (319-566) with 39 touchdowns and 21 interceptions.

### TRIPLE THREAT

- Not only did Villanova rush for a total of 246 yards in the season opener against Youngstown State, its top three rushers all averaged better than eight yards per carry. Quarterback **Connor Watkins** led the way with 107 yards on 10 carries (10.7 average), while running backs **Isaiah Ragland** and **David Avit** averaged 9.3 yards (seven carries, 65 yards) and 8.4 yards (five carries, 42 yards), respectively. The last time the Wildcats had three rushers average 8.0+ yards per carry was on October 25, 2014 against Morgan State.

## VILLANOVA VERSUS FCS RANKED OPPONENTS

Villanova...	All-Time (since 1985)	Mark Ferrante Era	2024 Season
vs. Top 25	72-81 (.471)	14-11	1-0
vs. No. 1 Team	3-7 (.300)	0-2	0-0
vs. 1-5	18-14 (.563)	2-3	0-0
vs. 1-10	28-35 (.444)	3-7	0-0
vs. 11-15	14-16 (.467)	2-1	0-0
vs. 16-20	15-15 (.500)	5-1	0-0
vs. 21-25	15-15 (.500)	4-2	1-0
VU Ranked	58-51 (.532)	11-9	1-0
VU Unranked	14-30 (.318)	3-2	0-0
Home	46-30 (.605)	8-4	1-0
Away	26-51 (.338)	6-7	0-0
Conference	53-71 (.427)	9-9	0-0
Non-Conference	19-10 (.655)	5-2	1-0

## CAREER ACCOLADES

### TEMI AJIRO TUTU

- CAA Third Team Offense 2023

### BRENDAN BELL

- CAA Second Team Defense 2023
- CAA Defensive Player of the Week 2023 — 9.25
- CAA Defensive Player of the Week 2023 — 11.6

### SHANE HARTZELL

- CAA Honorable Mention 2023
- CAA Rookie of the Week 2022 — 11.21

### RICHIE KIMMEL

- CAA Defensive Player of the Week 2024 — 9.2

### ISAIAH RAGLAND

- CAA Rookie of the Week 2023 — 10.16
- CAA Rookie of the Week 2024 — 9.2
- CAA Rookie of the Week 2024 — 9.16

### TY TRINH

- CAA Second Team Defense 2023

### CONNOR WATKINS

- CAA Third Team Offense 2023
- CAA Offensive Player of the Week 2023 — 10.30

### ISAS WAXTER

- CAA Football Second Team Defense 2023

### HEAD COACH MARK FERRANTE

- Eddie Robinson Award Finalist 2023
- AFCA FCS Region 1 Coach of the Year 2021
- CAA Football Coach of the Year 2021
- AFCA FCS Assistant Coach of the Year 2015

## VILLANOVA RECORD BOOK

### CAREER PASSING YARDS

1. Chris Boden	10,166	(868-1412)	1996-99
2. Brett Gordon	9,639	(833-1246)	1999-02
3. Kirk Schulz	9,496	(793-1,331)	1985-89
4. John Robertson	7,290	(561-875)	2011-15
5. Zach Bednarczyk	6,525	(528-850)	2015-18
6. Daniel Smith	6,518	(476-843)	2019-21
7. Chris Whitney	6,241	(541-833)	2007-10
8. Tom Colombo	5,825	(489-827)	1989-92
9. Connor Watkins	5,497	(345-620)	2019—

### CAREER TOTAL OFFENSE

1. John Robertson	10,933	2011-15
2. Chris Boden	9,993	1996-99
3. Brett Gordon	9,317	1999-02
4. Kirk Schulz	9,086	1985-89
5. Chris Whitney	8,401	2007-10
6. Zach Bednarczyk	7,750	2015-18
7. Daniel Smith	7,386	2019-21
8. Connor Watkins	6,525	2019—

# VILLANOVA FOOTBALL GAME NOTES

## FCS PLAYOFF HISTORY

**Overall Record:** 14-14  
**Mark Ferrante:** 2-3

**1989** 0-1

R1: at Georgia Southern L, 36-52

**1991** 0-1

R1: at Youngstown State L, 16-17

**1992** 0-1

R1: at Youngstown State L, 20-23

**1996** 0-1

R1: at East Tennessee State L, 29-35

**1997** 1-1

R1: vs. Colgate W, 49-28

QF: vs. Youngstown State L, 34-37

**2002** 2-1

R1: vs. Furman W, 45-38

QF: vs. Fordham W, 24-10

SF: at McNeese L, 28-39

**2008** 1-1

R1: vs. Colgate W, 55-28

QF: at James Madison L, 27-31

**2009** 4-0

R1: vs. Holy Cross W, 38-28

QF: vs. New Hampshire W, 46-7

SF: vs. William & Mary W, 14-13

NC: vs. Montana (*Chattanooga, Tenn.*) W, 23-21

**2010** 2-1

R2: at Stephen F. Austin W, 54-24

QF: at Appalachian State W, 42-24

SF: at Eastern Washington L, 31-41

**2012** 0-1

R1: at Stony Brook L, 10-20

**2014** 1-1

R2: vs. Liberty W, 29-22

QF: vs. Sam Houston State L, 31-34

**2016** 1-1

R1: vs. Saint Francis W, 31-21

QF: at South Dakota State L, 7-10

**2019** 0-1

R1: at Southeastern Louisiana L, 44-45

**2021** 1-1

R2: vs. Holy Cross W, 21-16

QF: vs. South Dakota State L, 21-35

**2023** 1-1

R2: vs. Youngstown State W, 45-28

QF: @ South Dakota State L, 12-23

## VILLANOVA NOTEBOOK

### FIRST TIME STARTERS

- Villanova had four starters on both sides of the ball who were making their first career starts in this year's season opener against Youngstown State.

### PLAYERS WHO MADE THEIR FIRST CAREER START IN SEASON OPENER

RB	Isaiah Ragland	5th career game
WR	Kenyon Miles	10th career game
LG	Tommy Broderick	5th career game
RG	Chris McCullers	5th career game
DT	Obinna Nwobodo	17th career game
DE	Capri Martin	12th career game
LB	Richie Kimmel	27th career game
CB	Zahmir Dawud	4th career game

### MAKING THEIR DEBUT

- In addition to the first time starters against Youngstown State, the Wildcats also had six players appear in their first collegiate game during the 24-17 victory.

### VILLANOVA PLAYERS WHO MADE COLLEGIATE DEBUT IN SEASON OPENER

#16	Jack Ryder	Holder
#24	David Avit	Running Back
#38	Newton Essiem	Cornerback
#56	Christian Caballero	Linebacker
#80	Chris Colby	Wide Receiver
#85	Nolan Clayton	Tight End

### EXPERIENCE WINS

- Villanova is an experienced group in 2024, with the 93 members of the roster having combined to play in **1,184** career games with **457** starts entering play against Towson this week.

## OVERTIME HISTORY (since 1985)

Year	Opponent	Result	Score
1988	at Boston University	Win	31-24
1989	Connecticut	Win 6OT	41-35
1994	Delaware	Loss	31-38
1995	James Madison	Loss	27-28
1998	Delaware	Win	34-31
1999	at Connecticut	Win	48-45
1999	Delaware	Win 3OT	51-45
2000	William & Mary	Loss	41-48
2001	James Madison	Win	45-44
2003	at Temple	Win 2OT	23-20
2007	Maine	Win	24-17
2007	at Massachusetts	Loss 4OT	24-32
2008	at Penn	Win	20-14
2010	at Delaware	Win	28-21
2014	at Syracuse	Loss 2OT	26-27
2017	at Albany	Loss	10-19
2019	at Towson	Win	52-45
2020	Rhode Island	Loss	37-40



# VILLANOVA FOOTBALL GAME NOTES

## VILLANOVA NOTEBOOK

### LAST YEAR, RIGHT HERE

- This year's season opener was Youngstown State's second straight game at Villanova Stadium after the Wildcats and Penguins faced each other in a second round playoff game last season. Villanova won that game, 45-28, on December 2, 2023 and advanced to the quarterfinals by posting its first victory over Youngstown State since 1978. The Penguins had not played a regular season game at Villanova Stadium since 1999 prior to this year's lidlifter.

### THAT HASN'T HAPPENED IN A WHILE

- The last time Villanova played its home opener against the same opponent as it hosted in the final home game of the previous season was in 1968 and 1969 against West Chester. The Wildcats tallied a 63-3 win over their local foes in the final home game of the 1968 campaign and defeated the Golden Rams, 41-14, in the 1969 home opener.

### CAA FAVORITES

- Villanova is the defending CAA Football co-champion and earned last season's automatic bid to the FCS playoffs. In a preseason poll of league head coaches, the Wildcats are considered the favorite to finish atop the league standings once again in 2024. Villanova received nine first-place votes and a total of 217 points in the preseason poll to finish ahead of Richmond (one first-place vote, 189 points) and UAlbany (three first-place votes, 179 points).

### CAA PRESEASON HONORS

- Starting quarterback **Connor Watkins** was named the CAA Football Preseason Offensive Player of the Year and was one of a league-high six Wildcats who were selected to the CAA Football Preseason All-Conference Team. The other preseason league honorees are offensive lineman **Temi Ajirofutu**, linebackers **Brendan Bell** and **Shane Hartzell**, cornerback **Isas Waxter** and safety **Ty Trinh**. Wide receiver Jaylan Sanchez was an honorable mention preseason pick.

### PRESEASON NATIONAL HONORS

- Villanova quarterback **Connor Watkins** and cornerback **Isas Waxter** were named to the preseason watch lists for the Walter Payton Award and the Buck Buchanan Award which are presented to the top FCS offensive and defensive player each year. Waxter was also named to the Senior Bowl Watch List, while he and linebacker **Shane Hartzell** earned preseason All-America honors from both Stats Perform and Phil Steele.

### ENTERING WITH EXPERIENCE

- Villanova began the 2024 season with a veteran roster that had combined for 971 career games played in college football prior to this year. The Wildcats returned a total of 11 starters from last year's team which went 10-3 overall and 7-1 against league competition along the way to claiming a share of the CAA Football championship and advancing to the quarterfinal round of the FCS playoffs.

### REGULAR SEASON SUCCESS

- Villanova compiled a 9-2 regular season record last year for the second time in the past three seasons. Prior to 2021 the Wildcats had not had a two-loss regular season since posting a 10-2 mark in 2014. Last year marked the eighth season overall with no more than two regular season losses since Villanova joined a conference in 1988.

### VILLANOVA FOOTBALL HISTORY

- Villanova is playing its 127th season of varsity football this year and its 40th season as an FCS program since reinstating football in 1985 after a four-year absence. During the program's history the Wildcats have an overall record of 661-502-41 (.566). Prior to the FCS era, Villanova played in college football bowl games in 1937, 1947, 1949, 1961 and 1962 and went 2-2-1 in those games. The wins came against Nevada (27-7) in the 1949 Harbor Bowl in San Diego, Calif. and against Wichita State (17-9) in the 1961 Sun Bowl in El Paso, Texas.

Since becoming an FCS program in 1985, the Wildcats have made 15 appearances in the FCS playoffs and have advanced to at least the semifinals on three occasions (2002, 2009 and 2010). Former head coach **Andy Talley** guided Villanova to its first national title with a 23-21 victory over Montana in 2009. The Wildcats have also won at least a share of eight league championships in the Yankee Conference (1988-1996), the Atlantic 10 Conference (1997-2006) and CAA Football (2007-present).

# VILLANOVA FOOTBALL GAME NOTES

## VILLANOVA'S RECORD...

	2024	Ferrante
Overall	3-1	50-30
CAA Football	1-0	31-22
Non-Conference	2-1	19-8
Home	2-0	26-12
Road	1-1	24-18
Neutral	0-0	0-0
Current Streak	L1	L1
Home Streak	W2	W11
Road Streak	L1	L1

Day Games	1-1	37-26
Night Games	2-0	13-4
March	0-0	1-1
April	0-0	1-1
August	1-0	2-0
September	2-1	20-10
October	0-0	11-9
November	0-0	13-7
December	0-0	2-2
Ranked Teams	1-0	14-12
Unranked Teams	2-1	36-18
Overtime	0-0	1-2

### After 1st Quarter

Leading	2-0	41-7
Trailing	1-1	4-15
Tied	0-0	5-8

### Halftime

Leading	2-0	44-5
Trailing	0-1	5-23
Tied	1-0	1-2

### After 3rd Quarter

Leading	3-0	44-4
Trailing	0-1	5-23
Tied	0-0	1-3

### Scoring

Scoring First	2-0	43-10
Opp. Scores First	1-1	7-20
Scoring 0-9	0-0	0-6
Scoring 10-19	1-0	4-13
Scoring 20-29	2-1	10-6
Scoring 30-39	0-0	19-3
Scoring 40+	0-0	17-2
Allowing 0-9	1-0	15-0
Allowing 10-19	2-0	20-4
Allowing 20-29	0-0	11-9
Allowing 30-39	0-1	3-10
Allowing 40+	0-0	1-7

### Game Decided By

0-9 Points	2-0	15-12
10-19 Points	0-1	7-8
20+ Points	1-0	28-10

### Statistics

Outgain opp.	2-0	43-6
Outgained by opp.	1-1	7-24
VU 100-yard rusher	2-0	24-4
VU 100-yard receiver	1-0	22-10
VU 300-yard passer	0-0	5-4
Opp. 100-yard rusher	1-0	4-14
Opp. 100-yard receiver	0-1	10-12
Opp. 300-yard passer	0-1	6-8

### Turnovers

No turnovers	2-1	16-4
1-2 turnovers	1-0	29-19
3+ turnovers	0-0	5-7
No takeaways	1-0	5-9
1-2 takeaways	1-1	29-19
3+ takeaways	1-0	16-2
Win turnover margin	2-1	29-6
Lose turnover margin	1-0	8-15
Turnovers tied	0-0	13-6

## STATISTICAL RANKINGS

Team Stats	CAA	FCS	Stat
------------	-----	-----	------

### Offense

Rushing Offense	5	34	172.0
Red Zone Offense	7	42	84.6%
Scoring Offense	9	75	21.5
First Downs	10	47	75
4th Down Pct.	10	54	50.0%
3rd Down Pct.	11	64	36.4%
Passing Efficiency	12	84	118.11
Sacks Allowed/Game	13	88	2.50
Total Offense	14	80	324.3
Passing Offense	16	97	152.3

### Defense

Red Zone Defense	2	12	64.3%
Scoring Defense	2	14	17.8
Rushing Defense	4	47	143.8
Def. Passing Efficiency	5	37	123.66
Opp. 3rd Down Pct.	7	43	37.3%
Total Defense	7	60	369.0
First Downs Allowed	9	79	81
Team Sacks/Game	10	78	1.5
Opp. 4th Down Pct.	11	92	62.5%
Passing Defense	12	75	225.3

### Special Teams

PAT Percentage	T1	n/a	100.0%
Net Punting	4	48	37.85
Kickoff Ret. Def.	5	40	18.75
Kickoff Returns	6	40	21.75
Punt Returns	9	42	9.5
Punt Return Defense	12	103	15.0
Field Goal Pct.	T13	n/a	60.0%

### Miscellaneous

Turnover Margin	2	14	+4
Penalty Yards/Game	3	25	42.5
Time of Possession	10	65	29:34

Player Stats*	CAA	FCS	Stat
---------------	-----	-----	------

### Brendan Bell

Total Tackles/Game	3	21	9.5
--------------------	---	----	-----

### Richie Kimmel

Fumble Recoveries	2	12	1
-------------------	---	----	---

### Isas Waxter

Fumble Recoveries	2	12	1
-------------------	---	----	---

*n/a Team stat not kept in FCS national stats*

*\* Players who rank in the top three in the CAA*

## WILDCATS IN THE NFL

### CURRENT NFL ROSTERS

Christian Benford, Bills

Qadir Ismail, Ravens (practice squad)

Jalen Jackson, Jaguars (practice squad)

Tanoh Kpassagnon, Saints

### ALL-TIME NFL DRAFT PICKS

Year.....Name.....Rd.....Team

1936	Eddie Michaels	2	Bears
1938	John Mellus	7	Giants
1940	Andy Chisick	7	Cardinals
1943	George Smith	21	Cardinals
1943	Steve Pritko	28	Rams
1944	Val Jansante	10	Steelers
1944	Al Postus	20	Eagles
1947	Bob David	25	Rams
1949	Lou Ferry	3	Packers
1949	Ed Berrang	5	Redskins
1950	Ralph Pasquariello	1	Rams
1950	John Sandusky	2	Browns
1950	Steve Romanik	3	Bears
1950	Dan Brown	11	Redskins
1951	Pete D'Alonzo	4	Lions
1953	Gene Filipski	7	Browns
1956	Don McComb	21	Giants
1957	Joe Ryan	25	Bears
1962	Frank Budd	7	Eagles
1962	Sam Gruneisen		Chargers
1963	Larry Glueck	3	Bears
1963	Billy Joe		Broncos
1965	Mike Strofolino	4	Rams
1965	Al Atkinson		Bills
1969	Rich Moore	1	Packers
1969	John Sodaski	9	Steelers
1970	Billy Walik	11	Eagles
1972	Mike Siani	1	Raiders
1972	John Babinecz	2	Cowboys
1972	Ernie Messmer	13	Steelers
1973	Kevin Reilly	7	Dolphins
1974	Joe Miller	11	Redskins
1974	John Givens	14	Falcons
1975	John Zimba	5	Browns
1976	Gary Shugrue	11	Lions
1976	Steve Ebbecke	13	Eagles
1977	John Mastronardo	10	Eagles
1981	Howie Long	2	Raiders
1981	David Martin	9	Lions
2002	Brian Westbrook	3	Eagles
2008	Matt Sherry	6	Bengals
2011	Ben Ijalana	2	Colts
2017	Tanoh Kpassagnon	2	Chiefs
2017	Brad Seaton	2	Titans
2022	Christian Benford	6	Bills

# VILLANOVA FOOTBALL GAME NOTES

## COMPLETE STUDENT-ATHLETES

### ACADEMIC HIGHLIGHTS

#### NCAA ACADEMIC DATA

■ Each year the NCAA recognizes programs that have a multi-year Academic Progress Rate (APR) score that ranks within the top 10 percent of their sport nationwide. Villanova has earned this award nine times in the 18-year history of the APR program.

■ In the most recent APR data released in June 2024 the football program's multi-year APR score of 982 was 25 points above the national average for FCS programs.

■ New data on the NCAA Graduation Success Rate (GSR) was released in December 2023 and Villanova led all CAA Football schools while matching a program record at 96 percent.

#### ACADEMIC ALL-AMERICANS

■ One of the highest honors that a student-athlete can achieve is to be named an Academic All-American, an award which encompasses both academic achievement as well as contributions on the field. Villanova has had 12 football student-athletes earn a total of 14 Academic All-America honors over the years.

#### CAA TEAM ACADEMIC EXCELLENCE

■ Villanova has been the winner of the CAA Football Team Academic Excellence Award four times in the last eight years. The award is presented at the end of each academic year to the conference school with the highest team GPA.

#### CAA SCHOLAR-ATHLETE OF THE YEAR

■ Villanova has had five student-athletes be named the CAA Football Scholar-Athlete of the Year. Nominees for the award must have attained senior standing academically and have a cumulative GPA of 3.0 or higher.

#### CAA ACADEMIC HONOR ROLL

■ Student-athletes with a semester GPA of 3.0 or higher are named to the CAA Commissioner's Academic Honor Roll. Villanova had 62 honorees for the Fall 2022 semester and 63 student-athletes achieve this distinction for the Spring 2023 term.

#### ACADEMIC ALL-AREA TEAMS

■ In conjunction with the *Philadelphia Inquirer*, the sports information directors at the colleges and universities in the Philadelphia area (PhillySIDA) name an Academic All-Area team and a football Performer of the Year each season. In the 17 years of the Academic All-Area program, which started with the 2005-06 academic year, the football team has had a total of 60 selections to the Academic All-Area Team. In addition, the Wildcats have had five Performers of the Year.

#### NCAA PUBLIC RECOGNITION AWARD

■ 2004-05  
■ 2005-06  
■ 2006-07  
■ 2007-08  
■ 2008-09  
■ 2014-15  
■ 2015-16  
■ 2016-17  
■ 2017-18

#### ACADEMIC ALL-AMERICANS

■ David Graziano	1975, 1976
■ Ron Sency	1987
■ Rich Spugnardi	1987
■ Bob Brady	1988
■ Peter Lombardi	1988
■ Scott Rushton	1988
■ Kevin Martchek	1990
■ Tim Matas	1992
■ Gregg Ziegler	1994
■ Deon Jackson	1996
■ Raymond Ventrone	2003
■ Don Cherry	2014, 2015

#### CAA ACADEMIC EXCELLENCE AWARD

■ Villanova	2016-17
■ Villanova	2017-18
■ Villanova	2022-23
■ Villanova	2023-24

#### CAA SCHOLAR-ATHLETE OF THE YEAR

■ Matt Sherry	2007-08
■ Osayi Osunde	2009-10
■ Don Cherry	2014-15
■ Jake Prus	2015-16
■ Colin Gamroth	2021-22

#### ACADEMIC HONOR ROLL SELECTIONS\*

■ 1988-89	5
■ 1989-90	9
■ 1990-91	6
■ 1992-93	4
■ 1993-94	8
■ 1994-95	14
■ 1995-96	7
■ 1996-97	6
■ 1997-98	1
■ 1998-99	7
■ 1999-00	4
■ 2000-01	5
■ 2001-02	5
■ 2002-03	13
■ 2003-04	10
■ 2004-05	9
■ 2005-06	10
■ 2006-07	9
■ 2007-08	11
■ 2008-09	7
■ 2009-10	7
■ 2010-11	8
■ 2011-12	12
■ 2012-13	11
■ 2013-14	16
■ 2014-15	20
■ 2015-16	42
■ 2016-17	42
■ 2017-18	46
■ 2018-19 (Fall)	41
■ 2018-19 (Spring)	38
■ 2019-20 (Fall)	45
■ 2019-20 (Spring)	52
■ 2020-21 (Fall)	43
■ 2020-21 (Spring)	51
■ 2021-22 (Fall)	55
■ 2021-22 (Spring)	48
■ 2022-23 (Fall)	62
■ 2022-23 (Spring)	63
■ 2023-24 (Fall)	59
■ 2023-24 (Spring)	57

\* Criteria for this award has periodically changed over the years.

#### ACADEMIC ALL-AREA PERFORMERS OF THE YEAR

■ Brian Hulea	2005-06
■ Matt Sherry	2007-08
■ Osayi Osunde	2009-10
■ Chris Whitney	2010-11
■ Forrest Rhyne	2021-22

#### ACADEMIC ALL-AREA SELECTIONS

■ Brian Hulea	2005-06
■ Adam James	2005-06
■ Frank Jankowski	2005-06

■ Allyn Bacchus	2006-07
-----------------	---------

■ Idriz Bauta	2007-08
■ Osayi Osunde	2007-08
■ Matt Sherry	2007-08

■ Angelo Babbaro	2008-09
■ Idriz Bauta	2008-09
■ Osayi Osunde	2008-09
■ Chris Whitney	2008-09

■ Angelo Babbaro	2009-10
■ Osayi Osunde	2009-10
■ Chris Whitney	2009-10

■ Angelo Babbaro	2010-11
■ Chris Whitney	2010-11

■ Josh Bucci	2011-12
■ Craig James	2011-12
■ Nick Yako	2011-12

■ Josh Bucci	2012-13
■ Bill Vogel	2012-13

■ Don Cherry	2013-14
■ Kevin Gulyas	2013-14
■ Cameron McCurry	2013-14
■ Bill Vogel	2013-14

■ Don Cherry	2014-15
■ Kevin Gulyas	2014-15
■ Ross Hall	2014-15
■ Cameron McCurry	2014-15
■ Jake Prus	2014-15

■ Don Cherry	2015-16
■ Kevin Gulyas	2015-16
■ Tanoh Kpassagnon	2015-16
■ Jake Prus	2015-16

■ Ryan Bell	2016-17
■ Tanoh Kpassagnon	2016-17
■ Rob Rolle	2016-17

■ Matt Donoghue	2017-18
■ John Hinchin	2017-18
■ Ricky Young	2017-18

■ Keeling Hunter	2018-19
■ Drew Kresge	2018-19
■ Chucky Smith	2018-19
■ Jeff Steeb	2018-19

■ Colin Gamroth	2019-20
■ Paul Grattan	2019-20
■ Forrest Rhyne	2019-20
■ Chucky Smith	2019-20

■ Cole Bunce	2021-22
■ Justin Covington	2021-22
■ Malik Fisher	2021-22
■ Colin Gamroth	2021-22
■ Jaaron Hayek	2021-22
■ Forrest Rhyne	2021-22

■ Michael Corbi	2022-23
■ Jaaron Hayek	2022-23

■ Brendan Bell	2023-24
■ Michael Corbi	2023-24
■ Ty Trinh	2023-24
■ Connor Watkins	2023-24



# VILLANOVA FOOTBALL GAME NOTES

## VILLANOVA HEAD COACH MARK FERRANTE



Mark Ferrante enters his eighth season as the Thomas and Diane Treacy Endowed Football Head Coach in 2024 and is in his 38th year overall with the Wildcats including his time as head coach and 30 years prior as an assistant coach from 1987-2016. He has been a part of 264 victories and all 15 of the program's FCS playoff appearances during his Villanova tenure. Entering the 2024 season Ferrante has a career head coaching record of 47-29 (.618) which includes 30 regular season CAA Football wins, two league titles and three playoff appearances.

Under Ferrante's watch, the Wildcats have won a share of the CAA Football title and earned the league's automatic bid to the Division I Football Championship in two of the

last three seasons. He guided Villanova to its latest conference championship and postseason berth in 2023 when the team went 10-3 and reached the quarterfinal round of the playoffs. The season included three wins over nationally-ranked opponents and the Wildcats clinched their CAA title and automatic playoff bid with a dominant 35-7 win at No. 7 Delaware in the final game of the regular season. Despite being picked to finish seventh in the CAA and not appearing in the pre-season national rankings, Villanova emerged from the year as conference champions and finished the 2023 campaign ranked No. 6 in the final Stats Perform poll of the season.

There was plenty of recognition to go around for a Villanova team which excelled in every facet of the game a year ago. For the third time in the past five seasons the Wildcats had at least 10 players selected to the CAA Football All-Conference teams, led by offensive lineman Michael Corbi and wide receiver Rayjuan Pringle on the first team. Villanova had a dozen all-conference honorees overall, with players on the second team to go along with three third team choices and two honorable mention selections. Corbi went on to be named an All-American by Stats Perform and Phil Steele, while Pringle (Phil Steele) and cornerback Isas Waxter (FCS Football Central) also earned All-America recognition.

In his first seven seasons as head coach, Ferrante has seen the Wildcats win five CAA Football major awards and earn a total of 52 all-conference accolades. Three players under Ferrante's watch – Corbi, cornerback Christian Benford and linebacker Forrest Rhyne – have earned All-America honors from Stats Perform and/or the American Football Coaches Association. Benford and Rhyne were first team All-Americans in 2021. Ferrante is himself one of the CAA Football major award winners after earning his first Coach of the Year honor in 2021.

Villanova had a breakthrough 2021 season which included a conference title and a top-eight seed in the FCS playoffs. In addition to being named the CAA Football Coach of the Year, Ferrante was the 2021 winner of the AFCA FCS Region 1 Coach of the Year award. That honor made him a finalist for National Coach of the Year consideration and earned him recognition at the AFCA national convention following the season. Ferrante guided the Wildcats to a 10-3 record in 2021 and Villanova won a share of the CAA Football title while reaching the playoffs for the second time in his head coaching tenure (2019, 2021).

Ferrante's 2021 squad was the first Wildcats team in seven years to finish the season ranked in the top-10 of both FCS national polls. Villanova came in at No. 8 in the final Stats Perform and AFCS FCS Top 25 rankings while tallying their seventh season in program history with 10 or more victories. The team hosted two playoff games and achieved success by playing – and beating – some of the top FCS teams in the nation. Villanova's 10-3 record was punctuated by four victories over Top 25 opponents, including No. 3 James Madison, No. 18 Rhode Island, No. 21 Richmond and No. 24 Holy Cross. Ferrante led the Wildcats to a 7-1 record against a challenging CAA Football schedule to mark the fifth season since 1988 in which the team had no more than one loss in conference play.

Villanova's league championship teams in 2021 and 2023 featured several players who had an opportunity to continue their football careers beyond the collegiate ranks. Following the 2023 season, running back Jalen Jackson and offensive lineman Nick Torres signed free agent contracts with the Jacksonville Jaguars and the Kansas City Chiefs, respectively. Three other players – running back TD Ayo-Durojaiye (Chicago Bears/Kansas City Chiefs), linebacker Danny Abraham (Seattle Seahawks) and wide receiver Jaaron Hayek (Kansas City Chiefs) – were invited to attend NFL rookie mini camps.

### FERRANTE YEAR BY YEAR

AS HEAD COACH			
Year	School	Record	Conference
2017	Villanova	5-6	3-5
2018	Villanova	5-6	2-6
2019	Villanova	9-4	5-3
2020	Villanova	2-2	2-2
2021	Villanova	10-3	7-1
2022	Villanova	6-5	4-4
2023	Villanova	10-3	7-1
2024	Villanova	3-1	1-0
Total	8 Seasons	50-30	31-22

### AS ASSISTANT COACH

Year	School	Record	Postseason
1983	St. Lawrence	5-3-1	
1984	Wagner	6-4	
1985	Lafayette	6-5	
1986	Lafayette	6-5	
1987	Villanova	6-4	
1988	Villanova	5-5-1	
1989	Villanova	8-4	FCS First Round
1990	Villanova	6-5	
1991	Villanova	10-2	FCS First Round
1992	Villanova	9-3	FCS First Round
1993	Villanova	3-8	
1994	Villanova	5-6	
1995	Villanova	3-8	
1996	Villanova	8-4	FCS First Round
1997	Villanova	12-1	FCS Quarterfinals
1998	Villanova	6-5	
1999	Villanova	7-4	
2000	Villanova	5-6	
2001	Villanova	8-3	
2002	Villanova	11-4	FCS Semifinals
2003	Villanova	7-4	
2004	Villanova	6-5	
2005	Villanova	4-7	
2006	Villanova	6-5	
2007	Villanova	7-4	
2008	Villanova	10-3	FCS Quarterfinals
2009	Villanova	14-1	FCS Champions
2010	Villanova	9-5	FCS Semifinals
2011	Villanova	2-9	
2012	Villanova	8-4	FCS First Round
2013	Villanova	6-5	
2014	Villanova	11-3	FCS Quarterfinals
2015	Villanova	6-5	
2016	Villanova	9-4	FCS First Round

### FERRANTE RECORD BY OPPONENT

Opponent	Record	Last Meeting
Army West Point	0-1	2022 (L, 10-49)
Bucknell	3-0	2021 (W, 55-3)
Colgate	3-0	2024 (W, 28-3)
Delaware	6-1	2023 (W, 35-7)
Elon	2-1	2023 (W, 21-0)
Hampton	1-0	2022 (W, 24-10)
Holy Cross	1-0	2021 (W, 21-16)
James Madison	1-3	2021 (W, 28-27)
Lafayette	1-0	2017 (W, 59-0)
Lehigh	6-0	2023 (W, 38-10)
LIU	2-0	2022 (W, 38-21)
Maine	4-1	2022 (W, 45-20)
Maryland	0-1	2024 (L, 20-38)
Monmouth	0-1	2022 (L, 42-49)
New Hampshire	1-2	2023 (W, 45-33)
North Carolina A&T	1-0	2023 (W, 37-14)
Penn State	0-1	2021 (L, 17-38)
Rhode Island	2-2	2023 (W, 35-9)
Richmond	3-2	2022 (L, 10-20)
South Dakota State	0-2	2023 (L, 12-23)
Southeastern Louisiana	0-1	2019 (L, 44-45)
Stony Brook	3-2	2023 (W, 48-13)
Temple	1-1	2018 (W, 19-17)
Towson	4-2	2024 (W, 14-13)
UAlbany	2-2	2023 (L, 10-31)
UCF	0-1	2023 (L, 14-48)
William & Mary	1-3	2022 (L, 12-45)
Youngstown State	2-0	2024 (W, 24-17)



# VILLANOVA FOOTBALL GAME NOTES

## MARK FERRANTE / VILLANOVA COACHING STAFF

Ferrante coached 11 players on the 2021 team who had professional opportunities, led by Christian Benford who was a sixth round draft pick of the Buffalo Bills and has since gone on to have a successful NFL career in Buffalo. In addition, 2021 CAA Football Defensive Player of the Year and first team All-American Forrest Rhyne signed a free agent contract and played in the NFL with the Indianapolis Colts. Cornerback Denzel Williams signed a free agent contract with the Baltimore Ravens.

One of the theme's of Ferrante's head coaching tenure has been his ability to keep his teams largely intact throughout the COVID pandemic and the changing landscape of college sports. Villanova began the 2021 season with 75 out of 85 players returning from the previous Spring, while the members of the 2023 team had combined to play in more than 1,000 college football games even before the season started. Experience wins, and Nova Nation has taken notice. Villanova's average attendance for five regular season home games in 2021 was its highest mark since 2013 and represented a 23 percent increase from 2019 prior to the pandemic. The increased attendance included the Wildcats first home sellout crowd since 2015 during the 2021 Family Weekend game against Richmond.

Ferrante has continually stressed the importance of his student-athletes coming to Villanova for a complete collegiate experience which includes excellence in their academic pursuits. In his first seven years as head coach, the Wildcats have been the winner of the CAA Football Team Academic Excellence Award three times. The award is presented to the team with the highest GPA in the conference each academic year and Villanova has been a repeat winner of the honor for both the 2022-23 and 2023-24 academic years.

The football program has set and tied its highest overall NCAA Graduation Success Rate (GSR) with a mark of 96 percent in each of the past two years. The most recent NCAA GSR data was released in December 2023 and the Wildcats had the highest score among CAA Football teams in both the NCAA metric and the federal rate calculation (93 percent). Additionally, new NCAA Academic Progress Rate (APR) data was released in June 2024 and Villanova's multi-year score of 982 was tied for second among CAA schools.

While winning the CAA Football title in 2023, the Wildcats had 59 student-athletes selected to the CAA Football Commissioner's Academic Honor Roll during the Fall semester and another 56 honorees for the Spring 2024 grading period.

Three student-athletes during the academic year were recognized as High Honors with Distinction for having a perfect 4.0 semester GPA: Nathan Fondacaro achieved this distinction in the Fall, while Tim Brown and Jake Picard did the same in the Spring. Villanova has had more than 650 selections to the CAA Football Commissioner's Academic Honor Roll during Ferrante's head coaching tenure and has had more than 550 selections to the Athletic Director's Honor Roll which is announced each semester for student-athletes who post a GPA of 3.2 or higher during the grading period.

In addition to Benford being an NFL Draft pick and the aforementioned NFL free agent contracts signed by Jackson, Torres, Rhyne and Williams, six players signed free agent contracts earlier in Ferrante's head coaching tenure. The list includes offensive tackle Brandon Hitner (LA Rams); safety Rob Rolle (Miami Dolphins); offensive lineman Ethan Greenidge (New Orleans Saints); defensive back Trey Johnson (Pittsburgh Steelers); defensive back Malik Reaves (Kansas City Chiefs); and linebacker Ed Shockley (Dallas Cowboys).

Ferrante leads one of the nation's elite FCS programs after playing an instrumental role in the Wildcats rise to national prominence. He has been a part of the coaching staff for all 15 of Villanova's appearances in the FCS playoffs, including the 2009 national championship season and a 2010 semifinal appearance while serving as the Assistant Head Coach on Andy Talley's staff. Ferrante has been a part of Villanova teams that have won eight CAA titles, three Lambert Meadows Cups and three ECAC Team of the Year awards.

Ferrante's success during his years as an assistant coach were recognized by others outside the Villanova program. At the end of the 2015 season he was named the FCS Assistant Coach of the Year by the American Football Coaches Association (AFCA). This award was first presented in 1997 and was created to honor assistant coaches who excel in community service, commitment to student-athletes and on-field coaching success.


Ferrante was a standout collegiate performer in his own right prior to joining the football coaching ranks. He was the quarterback for Andy Talley at St. Lawrence where he was named the 1982 Division III Player of the Year to go along with first team All-East honors. Ferrante directed the offense for a St. Lawrence team that went 10-1 during the 1982 season and reached the national semifinals in the playoffs.



**Mark Ferrante**  
Head Coach



**Chris Boden**  
Offensive Coordinator  
Quarterbacks



**Ross Penny Packer**  
Defensive Coordinator  
Defensive Line



**Sean Devine**  
Offensive Run Game Coord.  
Offensive Line



**David Riede**  
Recruiting Coordinator  
Linebackers



**Nate Pagan**  
Wide Receivers




**Matt Colangelo**  
Special Teams Coord.  
Safeties




**Josh Fletcher**  
Running Backs



**Dustin Johnson**  
Cornerbacks



**Lachlan Kline**  
Offensive Assistant  
Tight Ends



**Ricky Venuto**  
Defensive Assistant



**TJ Landis**  
Coord. of Video Ops. &  
Administrative Services



**Tyler Waite**  
Athletic Trainer



**Mike Tucker**  
Strength & Conditioning

# VILLANOVA FOOTBALL GAME NOTES

## NUMERICAL ROSTER

No.	Name	Pos.	Cl.	Ht.	Wt.	Hometown	No.	Name	Pos.	Cl.	Ht.	Wt.	Hometown
0	Isas Waxter	DB	Gr.	6-2	215	Newark, N.J.	42	Timmy Furgeson	LB	Gr.	6-2	225	Gaithersburg, Md.
1	Jon Wyatt	DB	So.	6-2	200	Somerset, N.J.	43	Nino Betances	DB	Jr.	5-10	190	Brooklyn, N.Y.
2	Eli Smith	RB	Jr.	6-0	215	Houston, Texas	44	Richie Kimmel	LB	Sr.	6-1	235	Holmes, Pa.
3	Tanner Maddocks	QB	So.	6-1	210	Reading, Pa.	45	Ethan Gettman	PK	Gr.	6-4	205	Daytona Beach, Fla.
3	Josh Oluremi	DB	So.	6-3	205	Avenel, N.J.	48	Ralee Stephens	WR	Fr.	5-9	165	Asbury, N.J.
4	Jalen Goodman	DB	Gr.	6-0	205	Narberth, Pa.	50	AJ Koukou	DL	Fr.	6-1	275	Havertown, Pa.
4	Connor Watkins	QB	Gr.	6-3	225	Williamsport, Pa.	51	Dale Law	LB	Jr.	6-1	225	West Chester, Pa.
5	Jaylan Sanchez	WR	Jr.	6-0	200	North Bergen, N.J.	52	Chandon Pierre	DL	Gr.	6-2	285	Reno, Nev.
6	Nate Hill	WR	So.	6-3	210	Dallas, Texas	53	Jason Hall	LB	R-Fr.	6-2	225	Fall River, Mass.
7	Tyrell Mims	DB	Gr.	5-10	195	Philadelphia, Pa.	54	Thomas Colello	LS	Fr.	5-11	190	North Caldwell, N.J.
8	Michael Benincasa	QB	So.	6-1	215	Ardmore, Pa.	55	Mike Kennedy	DL	So.	6-1	290	Greenville, S.C.
8	Kaleb Moody	DB	Gr.	5-10	205	North Andover, Mass.	56	Christian Caballero	LB	R-Fr.	6-2	225	Niceville, Fla.
8	James Moody	QB	Gr.	6-0	195	Laguna Beach, Calif.	61	Dan McManus	OL	Jr.	6-4	285	Havertown, Pa.
9	Antonio Johnson	TE	Jr.	6-4	250	Fort Lauderdale, Fla.	62	RJ Reyes	OL	R-Fr.	6-5	295	Weston, Fla.
9	Ty Trinh	DB	Gr.	6-0	205	Owings Mills, Md.	63	Quin Whalen	OL	Jr.	6-4	290	Chalfont, Pa.
10	JR Strauss	LB	So.	6-3	225	Reading, Pa.	65	Ian Erickson	OL	Jr.	6-6	315	Atlanta, Ga.
11	Jordan Nelson	LB	Sr.	6-2	230	Palmerton, Pa.	66	Tyler Langin	DL	So.	6-3	270	Houston, Texas
12	Colin Kennedy	LB	Jr.	6-2	225	Fair Haven, N.J.	67	Kyle Fay	OL	R-Fr.	6-6	300	Cranford, N.J.
13	Ethan Carr	WR	Jr.	6-2	205	Harrison City, Pa.	69	Jake Picard	OL	Sr.	6-4	310	Hope, R.I.
14	Dylan Mills	QB	Fr.	6-2	210	Dana Point, Calif.	70	Dhamir Wesley	OL	Fr.	6-5	280	Millersville, Pa.
14	Robert Russo	QB	So.	6-3	225	Millsboro, Del.	73	Gilbert Deglau	OL	Gr.	6-5	295	Richmond, Va.
15	Kenyon Miles	WR	So.	6-2	195	Huntington Station, N.Y.	74	Temí Ajirotutu	OL	Gr.	6-5	320	Queens, N.Y.
16	Lucas Kopecky	WR	Gr.	6-3	200	Rocky Hill, N.J.	75	Stephane Voltaire	OL	Jr.	6-5	320	Randolph, Mass.
16	Jack Ryder	QB	Jr.	6-2	205	Media, Pa.	76	Chris McCullers	OL	R-Fr.	6-3	315	Round Hill, Va.
17	Irene Ngabonziza	WR	Jr.	5-9	190	Fort Worth, Texas	78	Tommy Broderick	OL	R-Fr.	6-5	305	Alpharetta, Ga.
18	Julian Glantz	RB	Jr.	6-1	220	Scarsdale, N.Y.	79	Ryan Cregan	OL	Fr.	6-6	290	Morristown, N.J.
19	Chris Dobrydney	WR	Jr.	5-10	185	Fairfax, Va.	80	Chris Colby	WR	Fr.	6-3	210	Rowley, Mass.
20	Isaiah Ragland	RB	R-Fr.	5-9	215	Alexandria, Va.	81	Brandon Binkowski	WR	Fr.	6-3	205	Haymarket, Va.
21	Jayvont Williams	DB	R-Fr.	6-1	200	Fort Worth, Texas	82	Ryan Kennedy	WR	So.	5-11	195	Cleveland Heights, Ohio
22	Devin Smith	WR	Gr.	5-10	185	Durham, N.C.	83	Luke Daly	WR	Jr.	6-1	195	Rye, N.Y.
23	Jamie Tyson	DB	Fr.	6-2	185	Somers Point, N.J.	84	Daniel Lopes	WR	Jr.	6-2	200	Cheshire, Conn.
24	David Avit	RB	Fr.	6-0	220	Potomac, Md.	85	Nolan Clayton	TE	R-Fr.	6-5	245	King of Prussia, Pa.
25	Christian Sapp	DB	Jr.	6-0	195	East Stroudsburg, Pa.	86	Sean Brodnik	TE	Fr.	6-3	220	Ardmore, Pa.
26	Isaiah Wright	RB	Jr.	5-8	205	Douglassville, Pa.	87	Ryan Sorge	WR	So.	6-3	210	Warrington, Pa.
27	Anthony Hawkins	DB	Fr.	6-3	190	Arnold, Md.	88	Carmen Ostroski	TE	Gr.	6-4	230	Blue Bell, Pa.
28	Brendan Bell	LB	Gr.	6-2	230	Basking Ridge, N.J.	89	James Welde	TE	Sr.	6-4	250	Havertown, Pa.
30	Ja'briel Mace	RB	R-Fr.	5-9	180	Somers Point, N.J.	90	Sebastian Smith	PK	Jr.	5-10	195	Bellingham, Wash.
31	Shane Hartzell	LB	Jr.	6-0	230	Perkasie, Pa.	91	Ayden Howard	DL	Sr.	6-2	295	McKinney, Texas
32	Omari Bursey	LB	Fr.	6-0	220	Broomfield, Colo.	92	Nigel McSween	DL	R-Fr.	6-4	255	Newark, N.J.
33	Turner Inge	LB	So.	6-1	220	Williamstown, N.J.	93	Capri Martin	DL	So.	6-2	260	Harlem, N.Y.
34	Ethan Potter	DB	Gr.	5-11	205	Chesapeake City, Md.	94	Ivan Murray	DL	R-Fr.	6-3	290	Paulsboro, N.J.
35	Langston White	LB	Fr.	6-2	210	Bristow, Va.	96	Ugo Nwotite	DL	Fr.	6-5	215	Linwood, N.J.
36	Damill Bostic	CB	Fr.	6-0	175	Hyattsville, Md.	97	Daniel Mueller	P	So.	5-10	190	Ephrata, Pa.
37	Zahmir Dawud	DB	R-Fr.	6-0	185	North Brunswick, N.J.	97	Chuck Smith	DL	Gr.	6-3	280	Suwanee, Ga.
38	Newton Essiem	DB	Fr.	5-11	175	Frederick, Md.	98	Obinna Nwobodo	DL	Sr.	6-3	295	Wilmington, Del.
39	Luke Myers	PK	Fr.	5-10	165	Breinigsville, Pa.	99	Ratu Delano Navoti	DL	Fr.	6-3	265	Brooklyn, N.Y.
41	Garrett Rogan	DB	Jr.	6-3	200	Mercer Island, Wash.							

## PRONUNCIATION GUIDE

0	Isas Waxter	ice-iss (goes by ice)	52	Chandon Pierre	CHAN-don
5	Jaylan Sanchez	jalen	69	Jake Picard	pa-card
9	Ty Trinh	trinn	73	Gilbert Deglau	del-lau (rhymes with wow)
12	Tanner Maddocks	mad-ocks	74	Temí Ajirotutu	tem-ee ah-joro-too-too
16	Lucas Kopecky	ko-peck-ee	75	Stephane Voltaire	ste-fon vole-tare
17	Irene Ngabonziza	i-ruh-nay gob-on-zee-zuh	79	Ryan Cregan	cree-ginn
19	Chris Dobrydney	da-brid-nee	83	Luke Daly	daily
24	David Avit	Av-it	87	Ryan Sorge	sorj (rhymes with George)
30	Ja'briel Mace	ja-breel	89	James Welde	well-D
32	Omari Bursey	bur-see	93	Capri Martin	ka-pree
37	Zahmir Dawud	da-wood	96	Ugo Nwotite	ooh-go wo-tee-tay
48	Ralee Stephens	rally	98	Obinna Nwobodo	o-binn-uh wa-BO-doe
50	AJ Koukou	koo-koo	99	Ratu Delano Navoti	rah-too de-lon-oh na-va-tee

# VILLANOVA FOOTBALL GAME NOTES

## OFFENSIVE DEPTH CHART

Pos.	No.	Name	Cl.	Ht.	Wt.	Hometown	Pronunciation
QB	4	Connor Watkins	6th	6-3	225	Williamsport, Pa.	
	3	Tanner Maddocks	So.	6-1	210	Reading, Pa.	mad-ocks
RB	20	Isaiah Ragland	R-Fr.	5-9	215	Alexandria, Va.	
	24	David Avit	Fr.	6-0	220	Potomac, Md.	Av-it
WR	22	Devin Smith	5th	5-10	185	Durham, N.C.	
	84	Daniel Lopes	Jr.	6-2	200	Cheshire, Conn.	
WR	15	Kenyon Miles	So.	6-2	195	Huntington Station, N.Y.	
	83	Luke Daly	Jr.	6-1	195	Rye, N.Y.	daily
WR	5	Jaylan Sanchez	Jr.	6-0	200	North Bergen, N.J.	jalen
	80	Chris Colby	Fr.	6-3	210	Rowley, Mass.	
TE	85	Nolan Clayton	R-Fr.	6-5	245	King of Prussia, Pa.	
	89	James Welde	Sr.	6-4	250	Havertown, Pa.	
RT	67	Kyle Fay	R-Fr.	6-6	300	Cranford, N.J.	
	79	Ryan Cregan	Fr.	6-6	290	Morristown, N.J.	cree-ginn
LT	75	Stephane Voltaire	Jr.	6-5	320	Marion, Mass.	ste-fon vole-tare
	79	Ryan Cregan	Fr.	6-6	290	Morristown, N.J.	cree-ginn
C	69	Jake Picard	Sr.	6-4	310	Hope, R.I.	pa-card
	73	Gilbert Deglau	5th	6-5	295	Richmond, Va.	deg-lau (rhymes with wow)
RG	76	Chris McCullers	R-Fr.	6-3	315	Round Hill, Va.	
	73	Gilbert Deglau	5th	6-5	295	Richmond, Va.	deg-lau (rhymes with wow)
LG	74	Temi Ajirotutu	5th	6-5	320	Queens, N.Y.	tem-ee / aj-joro-too-too
	79	Ryan Cregan	Fr.	6-6	290	Morristown, N.J.	cree-ginn

## DEFENSIVE DEPTH CHART

Pos.	No.	Name	Elig.	Ht.	Wt.	Hometown	Pronunciation
DE	97	Chuck Smith	5th	6-3	280	Suwanee, Ga.	
	92	Nigel McSween	R-Fr.	6-4	255	Newark, N.J.	
DT	98	Obinna Nwobodo	Sr.	6-3	295	Wilmington, Del.	o-binn-uh / wa-BO-doe
	52	Chandon Pierre	6th	6-2	285	Reno, Nev.	CHAN-don
DE	93	Capri Martin	So.	6-2	260	Harlem, N.Y.	ka-pree
	91	Ayden Howard	Sr.	6-2	295	McKinney, Texas	
LB	31	Shane Hartzell	Jr.	6-0	230	Perkasie, Pa.	
	33	Turner Inge	So.	6-1	220	Williamstown, N.J.	
LB	44	Richie Kimmel	Sr.	6-1	235	Holmes, Pa.	
	10	JR Strauss	So.	6-3	225	Reading, Pa.	
LB	28	Brendan Bell	5th	6-2	230	Basking Ridge, N.J.	
	11	Jordan Nelson	Sr.	6-2	230	Palmerton, Pa.	
CB	7	Tyrell Mims	5th	5-10	195	Philadelphia, Pa.	
	37	Zahmir Dawud	R-Fr.	6-0	185	North Brunswick, N.J.	da-woood
CB	0	Isas Waxter	5th	6-2	215	Newark, N.J.	ice-iss (goes by ice)
	38	Newton Essiem	Fr.	5-11	175	Frederick, Md.	
FS	4	Jalen Goodman	6th	6-0	205	Narberth, Pa.	
	8	Kaleb Moody	5th	5-10	205	North Andover, Mass.	
WS	34	Ethan Potter	5th	5-11	205	Chesapeake City, Md.	
	25	Christian Sapp	Jr.	6-0	195	East Stroudsburg, Pa.	
SS	9	Ty Trinh	5th	6-0	205	Owings Mills, Md.	trinn
	21	Jayvont Williams	R-Fr.	6-1	200	Fort Worth, Texas	

## SPECIAL TEAMS DEPTH CHART

PK	45	Ethan Gettman	5th	6-4	205	Daytona Beach, Fla.	
	39	Luke Myers	Fr.	5-10	165	Breinigsville, Pa.	
KO	45	Ethan Gettman	5th	6-4	205	Daytona Beach, Fla.	
	45	Ethan Gettman	5th	6-4	205	Daytona Beach, Fla.	
P	97	Daniel Mueller	So.	5-10	190	Ephrata, Pa.	
H	16	Jack Ryder	Jr.	6-2	205	Media, Pa.	
LS	42	Timmy Furgeson	Gr.	6-2	225	Gaithersburg, Md.	
	54	Thomas Colello	Fr.	5-11	190	North Caldwell, N.J.	
KR	22	Devin Smith	5th	5-10	185	Durham, N.C.	
	34	Ethan Potter	5th	5-11	205	Chesapeake City, Md.	
PR	22	Devin Smith	5th	5-10	185	Durham, N.C.	
	3	Tanner Maddocks	So.	6-1	210	Reading, Pa.	mad-ocks

## CAREER PARTICIPATION

#	Name	GP-GS
0	Isas Waxter, DB	37-20
1	Jon Wyatt, DB	13-1
2	Eli Smith, RB	9-0
3	Tanner Maddocks, QB	6-0
3	Josh Oluremi, DB	11-0
4	Connor Watkins, QB	39-28
4	Jalen Goodman, DB	45-40
5	Jaylan Sanchez, WR	27-20
6	Nate Hill, WR	7-0
7	Tyrell Mims, DB	42-13
8	James Mott, QB	3-0
8	Michael Benincasa, QB	2-0
8	Kaleb Moody, DB	26-10
9	Ty Trinh, DB	43-35
9	Antonio Johnson, TE	20-9
10	JR Strauss, LB	18-0
11	Jordan Nelson, LB	28-0
12	Colin Kennedy, LB	6-0
13	Ethan Carr, WR	2-0
14	Robert Russo, QB	0-0
14	Dylan Mills, QB	0-0
15	Kenyon Miles, WR	13-4
16	Jack Ryder, QB	4-0
16	Lucas Kopecky, WR	1-0
17	Irene Ngabonziza, WR	1-0
18	Julian Glantz, RB	14-0
19	Chris Dobrydney, WR	7-0
20	Isaiah Ragland, RB	8-4
21	Jayvont Williams, DB	5-0
22	Devin Smith, WR	37-30
23	Jamie Tyson, DB	0-0
24	David Avit, RB	4-0
25	Christian Sapp	25-5
26	Isaiah Wright, RB	8-0
27	Anthony Hawkins, DB	0-0
28	Brendan Bell, LB	41-25
30	Ja'briel Mace, RB	7-0
31	Shane Hartzell, LB	31-27
32	Omari Bursey, LB	2-0
33	Turner Inge, LB	17-1
34	Ethan Potter, DB	43-20
35	Langston White, LB	0-0
36	Damill Bostic, CB	1-0
37	Zahmir Dawud, DB	7-2
38	Newton Essiem, DB	4-0
39	Luke Myers, PK	0-0
41	Garrett Rogan, DB	4-0
42	Timmy Furgeson, LB	37-4
43	Nino Betances, DB	0-0
44	Richie Kimmel, LB	30-4
45	Ethan Gettman, PK	38-0
48	Ralee Stephens, WR	0-0
50	AJ Koukou, DL	0-0
51	Dale Law, LB	2-0
52	Chandon Pierre, DL	34-5
53	Jason Hall, LB	8-0
54	Thomas Colello, LS	0-0
55	Mike Kennedy, DL	9-0
56	Christian Caballero, LB	4-0
61	Dan McManus, OL	5-0
62	RJ Reyes, OL	0-0
63	Quin Whalen, OL	8-0
65	Ian Erickson, OL	14-0
66	Tyler Langin, DL	2-0
67	Kyle Fay, OL	8-3
69	Jake Picard, OL	30-24
70	Dhamir Wesley, OL	0-0
73	Gilbert Deglau, OL	31-22
74	Temi Ajirotutu, OL	36-30
75	Stephane Voltaire, OL	28-20
76	Chris McCullers, OL	8-4
78	Tommy Broderick, OL	5-1
79	Ryan regan, OL	2-1
80	Chris Colby, WR	2-0
81	Brandon Binkowski, WR	0-0
82	Ryan Kennedy, WR	0-0
83	Luke Daly, WR	17-0
84	Daniel Lopes, WR	23-3
85	Nolan Clayton, TE	4-3
86	Sean Brodnik, TE	0-0
87	Ryan Sorge, WR	0-0
88	Carmen Ostroski, TE	1-0
89	James Welde, TE	18-0
90	Sebastian Smith, K	0-0
91	Ayden Howard, DL	30-0
92	Nigel McSween, DL	5-0
93	Capri Martin, DL	15-4
94	Ivan Murray, DL	3-0
96	Ugo Nwotite, DL	0-0
97	Chuck Smith, DL	37-31
97	Daniel Mueller, P	1-0
98	Obinna Nwobodo, DL	20-4
99	Ratu Delano Navoti, DL	0-0



# VILLANOVA FOOTBALL GAME NOTES

## LIU OFFENSE

Pos.	No.	Name	Cl.	Ht.	Wt.
LT	76	Kristos Fernandez	R-Jr.	6-5	280
	71	Daved Richardson	R-Fr.	6-5	285
LG	67	Donnie Hardin	Gr.	6-1	303
	58	Mason Buono	Gr.	6-3	290
C	52	Jake Timm	Gr.	6-4	300
	75	Grayson Lewis	Gr.	6-2	313
RG	75	Grayson Lewis	Gr.	6-2	313
	66	Donovan Gibbs	R-So.	6-2	287
RT	74	Moshood Giwa	R-Fr.	6-6	302
	77	Elias Batten	Gr.	6-5	276
TE	7	Kahlil Overton	Gr.	6-5	220
	83	Brandon Niemensi	Gr.	6-6	232
WR	6	Cory Nichols	Fr.	5-11	200
	17	Evan Brooks	Fr.	6-4	205
WR	5	Michael Love	Sr.	5-10	180
	0	Aviyon Smith-Mack	So.	5-9	170
QB (or) (or) (or)	11	Luca Stanzani	R-So.	6-0	185
	14	Ethan Greenwood	R-So.	6-0	193
	12	Jared Lewis	Gr.	6-3	194
	10	Chris Howell	So.	6-2	201
RB	9	Ludovick Choquette	Gr.	5-10	214
	4	Pat Bowen	Sr.	5-9	190
	25	Nasir Hennigan	Fr.	6-0	195
FB	36	Reese Dykstra	R-Jr.	6-2	232

## LIU SPECIALISTS

Pos.	No.	Name	Cl.	Ht.	Wt.
P	16	Will Lynch	Jr.	6-4	185
	88	Joey Spano	R-Jr.	5-8	175
PK	98	Michael Coney	Gr.	6-1	195
	88	Joey Spano	R-Jr.	5-8	175
Snap	56	Bobby Lischner	R-So.	6-1	225
	59	James Eichler	Gr.	6-2	210
KR	5	Michael Love	Sr.	5-10	180
	0	Aviyon Smith-Mack	So.	5-9	170
	6	Cory Nichols	Fr.	5-11	200
PR	5	Michael Love	Sr.	5-10	180
	0	Aviyon Smith-Mack	So.	5-9	170
	6	Cory Nichols	Fr.	5-11	20

## LIU DEFENSE

Pos.	No.	Name	Cl.	Ht.	Wt.
DE	4	Ja'Nyus Morgan	Sr.	6-2	245
	96	Luke Kelley	R-Jr.	6-2	236
DT	92	Taveon Wheeler	R-Fr.	6-0	280
	50	Kezni Brown	R-Fr.	6-0	280
	91	Elijah St. John	So.	6-1	275
DL	99	Liam McCormick	R-Jr.	6-2	292
	90	Eric "Scoop" Gardner Jr.	Fr.	6-1	270
DE	15	DQ Watkins	Sr.	6-3	253
	44	Matthew Nieves	Gr.	6-1	220
	49	Martavious Durden Jr.	Fr.	6-2	208
LB	32	Qualil Lumpkins	Sr.	6-0	210
	25	Maurice Wilmer	Gr.	6-2	250
LB	20	Rafael Fasolino	R-Jr.	6-1	189
	11	Nyrel Sevilla	Sr.	6-2	220
CB	9	Dylan Merrell	Jr.	6-2	180
	28	Jaylin Lewis	Fr.	6-4	195
CB	3	Caleb Nartey	Gr.	5-9	175
	7	Nate Wyatt	Gr.	6-1	200
SS	5	JoJo Garcia	So.	6-1	192
	12	Leisaan Hibbert	R-Jr.	6-0	191
FS	0	Todd Bowles	Jr.	6-1	191
	19	Jalen Bell	Fr.	6-2	193
CB	1	Shemar Paul	Gr.	5-11	180
	2	Jahvonte Hair	Gr.	6-1	175

## LIU COACHING STAFF

<b>Ron Cooper</b>	<b>David Gettis</b>
Head Coach	Wide Receivers Coach
<b>Kort Shankweiler</b>	<b>Kahmal Roy</b>
Co-Offensive Coordinator	Running Backs Coach
Tight Ends Coach	<b>Vance Thompson</b>
<b>John Roberts</b>	Offensive Line/Quality Control
Co-Offensive Coordinator	<b>Devin Merritt</b>
Quarterbacks Coach	Linebackers Assistant Coach
<b>Ryan Jirgl</b>	Quality Control
Co-Defensive Coordinator	<b>Rhett Purling</b>
Safeties Coach	Special Teams Coordinator
<b>TyQuan Hammock</b>	<b>Aaron Ruthman</b>
Co-Defensive Coordinator	Video Coordinator
Linebackers Coach	Quality Control
<b>Brenden Young</b>	<b>Fangmeng Lu</b>
Defensive Assistant	Director of Player Personnel
<b>James O'Hagan</b>	Recruiting
Offensive Line Coach	<b>Jordan Hutzler</b>
<b>Ollie Ogbu</b>	Director of Football Operations
Defensive Line Coach	



# VILLANOVA FOOTBALL GAME NOTES

## 2024 OPPONENTS AT A GLANCE (23-24 OVERALL, 4-3 CAA FOOTBALL)

### YOUNGSTOWN ST. (1-3, 0-0 MVFC)

Date	Opponent	Result
8.29	@ Villanova	L, 17-24
9.7	Valparaiso	W, 59-25
9.14	Duquesne	L, 25-28
9.21	@ Pittsburgh	L, 17-73
9.28	@ Missouri State (*)	
10.5	Indiana State (*)	
10.12	@ South Dakota St. (*)	
10.19	South Dakota (*)	
10.26	North Dakota (*)	
11.2	@ Illinois State (*)	
11.9	@ Southern Illinois (*)	
11.16	Northern Iowa (*)	

### COLGATE (1-3, 0-0 Patriot)

Date	Opponent	Result
8.30	@ Maine	L, 14-17
9.7	vs. Villanova	L, 3-28
9.14	@ Akron	L, 20-31
9.21	Cornell	W, 41-24
9.28	@ Penn	
10.5	Holy Cross (*)	
10.19	Georgetown (*)	
10.26	@ Merrimack	
11.2	@ Fordham (*)	
11.9	Lafayette (*)	
11.16	@ Lehigh (*)	
11.23	@ Bucknell (*)	

### TOWSON (1-3, 0-1 CAA)

Date	Opponent	Result
8.31	@ Cincinnati	L, 20-38
9.7	Morgan State	W, 14-9
9.14	@ Villanova (*)	L, 13-14
9.21	@ North Dakota State	L, 24-41
10.5	William & Mary (*)	
10.12	@ Norfolk State	
10.19	Stony Brook (*)	
10.26	@ Monmouth (*)	
11.2	@ Richmond (*)	
10.9	Hampton (*)	
11.16	N.C. A&T (*)	
11.23	@ Campbell (*)	

### MARYLAND (3-1, 0-0 BIG TEN)

Date	Opponent	Result
8.31	Connecticut	W, 50-7
9.7	Michigan State (*)	L, 24-27
9.14	@ Virginia	W, 27-13
9.21	Villanova	W, 38-20
9.28	@ Indiana (*)	
10.11	Northwestern (*)	
10.19	USC (*)	
10.26	@ Minnesota (*)	
11.9	@ Oregon (*)	
11.16	Rutgers (*)	
11.23	Iowa (*)	
11.30	@ Penn State (*)	

### LIU (0-4, 0-0 NORTHEAST)

Date	Opponent	Result
8.31	@ UAlbany	L, 21-27
9.7	@ TCU	L, 0-45
9.14	Lehigh	L, 17-20
9.21	Rhode Island	L, 21-28
9.28	@ Villanova	
10.5	@ Duquesne (*)	
10.12	Stonehill (*)	
10.19	@ Robert Morris (*)	
10.26	@ Central Conn. St. (*)	
11.9	@ Sacred Heart	
11.16	Saint Francis (*)	
11.23	@ Wagner (*)	

### STONY BROOK (3-1, 1-0 CAA)

Date	Opponent	Result
8.31	@ Marshall	L, 3-45
9.7	Stonehill	W, 37-10
9.14	@ Fordham	W, 27-21
9.21	@ Campbell (*)	W, 24-17
9.28	Morgan State	
10.5	Villanova (*)	
10.19	@ Towson (*)	
10.26	William & Mary (*)	
11.2	@ Bryant (*)	
11.9	UAlbany (*)	
11.16	@ New Hampshire (*)	
11.23	Monmouth (*)	

### MAINE (2-2, 0-1 CAA)

Date	Opponent	Result
8.30	Colgate	W, 17-14
9.7	@ Montana State	L, 24-41
9.14	Monmouth (*)	L, 22-51
9.21	@ Merrimack	W, 26-15
9.28	@ UAlbany (*)	
10.12	@ Delaware (*)	
10.19	Villanova (*)	
10.26	@ Rhode Island (*)	
11.2	@ Oklahoma	
11.9	Bryant (*)	
11.16	@ Elon (*)	
11.23	New Hampshire (*)	

### NEW HAMPSHIRE (3-1, 1-0 CAA)

Date	Opponent	Result
8.29	@ UCF	L, 3-57
9.7	@ Holy Cross	W, 21-20
9.14	Stonehill	W, 45-6
9.21	Bryant (*)	W, 38-17
10.4	@ Harvard	
10.12	@ Elon (*)	
10.19	Rhode Island (*)	
10.26	@ Villanova (*)	
11.2	@ UAlbany (*)	
11.9	Monmouth (*)	
11.16	Stony Brook (*)	
11.23	@ Maine (*)	

### HAMPTON (3-1, 0-0 CAA)

Date	Opponent	Result
8.31	Morgan State	L, 28-30
9.7	Virginia Union	W, 33-21
9.14	@ Norfolk State	W, 37-7
9.21	Howard	W, 27-20
9.28	@ William & Mary (*)	
10.5	Rhode Island (*)	
10.19	@ N.C. A&T (*)	
10.26	Elon (*)	
11.2	Villanova (*)	
11.9	@ Towson (*)	
11.16	Richmond (*)	
11.23	@ UAlbany (*)	

### NORTH CAROLINA A&T (1-3, 0-1 CAA)

Date	Opponent	Result
8.29	@ Wake Forest	L, 13-45
9.7	Winston-Salem State	W, 27-20
9.14	Delaware (*)	L, 13-42
9.21	@ North Carolina Central	L, 24-66
9.28	@ South Carolina State	
10.5	@ Richmond (*)	
10.19	Hampton (*)	
10.26	@ Campbell (*)	
11.2	William & Mary (*)	
11.9	@ Villanova (*)	
11.16	@ Towson (*)	
11.23	Elon (*)	

### MONMOUTH (2-2, 1-0 CAA)

Date	Opponent	Result
8.29	@ Eastern Washington	L, 27-42
9.7	Lafayette	L, 35-40
9.14	@ Maine (*)	W, 51-22
9.21	@ FIU	W, 45-42
9.28	Fordham	
10.5	Delaware (*)	
10.19	Bryant (*)	
10.26	Towson (*)	
11.2	@ Rhode Island (*)	
11.9	@ New Hampshire (*)	
11.16	Villanova (*)	
11.23	@ Stony Brook (*)	

### DELAWARE (3-0, 1-0 CAA)

Date	Opponent	Result
8.29	Bryant	W, 48-17
9.14	@ N.C. A&T (*)	W, 42-13
9.21	Penn	W, 29-22
9.28	Sacred Heart	
10.5	@ Monmouth (*)	
10.12	Maine (*)	
10.19	@ Richmond (*)	
10.26	UAlbany (*)	
11.9	Rhode Island (*)	
11.16	Campbell (*)	
11.23	@ Villanova (*)	

# VILLANOVA FOOTBALL GAME NOTES

## VILLANOVA QUARTERBACKS

### #4 CONNOR WATKINS

#### PASSING STATS

OPPONENT	COMP-ATT-INT	YDS	TD	LONG
Youngstown State	6-17-0	90	0	35
at Colgate	18-28-0	247	2	71
Towson	14-25-0	116	2	28
at Maryland	12-29-0	106	1	24
LIU				
at Stony Brook				
at Maine				
New Hampshire				
at Hampton				
North Carolina A&T				
at Monmouth				
Delaware				
SEASON	50-99-0	559	5	71
CAREER	345-620-21	5497	42	83

#### RUSHING STATS

OPPONENT	ATT-YDS-TD	LONG
Youngstown State	10-107-2	45
at Colgate	6-18-1	13
Towson	13-65-0	12
at Maryland	12-12-0	10
LIU		
at Stony Brook		
at Maine		
New Hampshire		
at Hampton		
North Carolina A&T		
at Monmouth		
Delaware		
SEASON	41-202-3	45
CAREER	224-1028-22	75

### #8 JAMES MOTT

#### PASSING STATS

OPPONENT	COMP-ATT-INT	YDS	TD	LONG
Youngstown State	DNP			
at Colgate	DNP			
Towson	DNP			
at Maryland	DNP			
LIU				
at Stony Brook				
at Maine				
New Hampshire				
at Hampton				
North Carolina A&T				
at Monmouth				
Delaware				
SEASON	2-3-0	9	0	6
VILLANOVA	3-4-0	14	0	6
CAREER				

#### RUSHING STATS

OPPONENT	ATT-YDS-TD	LONG
Youngstown State	DNP	
at Colgate	DNP	
Towson	DNP	
at Maryland		
LIU		
at Stony Brook		
at Maine		
New Hampshire		
at Hampton		
North Carolina A&T		
at Monmouth		
Delaware		
SEASON		
VILLANOVA		
CAREER		

### #12 TANNER MADDOCKS

#### PASSING STATS

OPPONENT	COMP-ATT-INT	YDS	TD	LONG
Youngstown State	DNP			
at Colgate	DNP			
Towson	DNP			
at Maryland	4-4-0	50	0	24
LIU				
at Stony Brook				
at Maine				
New Hampshire				
at Hampton				
North Carolina A&T				
at Monmouth				
Delaware				
SEASON	4-4-0	50	0	24
CAREER	10-10-0	94	0	40

#### RUSHING STATS

OPPONENT	ATT-YDS-TD	LONG
Youngstown State	DNP	
at Colgate	DNP	
Towson	DNP	
at Maryland	1-8-1	8
LIU		
at Stony Brook		
at Maine		
New Hampshire		
at Hampton		
North Carolina A&T		
at Monmouth		
Delaware		
SEASON	1-8-1	8
CAREER	6-23-1	12

## SEASON AND CAREER HIGHS

	<u>SEASON HIGHS</u>		<u>CAREER HIGHS</u>	
CONNOR WATKINS				
Passing Attempts	29	Maryland	31	2x
Completions	18	Colgate	18	2x
Passing Yards	247	Colgate	361	2023, Stony B.
Touchdowns	2	2x	4	2x
Interceptions			4	2022, LIU
Long Pass	71	Colgate	83	2022, Maine
Total Offense	265	Colgate	395	2023, Stony B.
Rushing Attempts	13	Colgate	13	2x (2023)
Rushing Yards	107	YSU	130	2022, Hamp.
Rushing Touchdowns	2	YSU	3	2023, URI
Long Rush	45	YSU	75	2022, Hamp.
TANNER MADDOCKS				
Passing Attempts	4	Maryland	4	2x
Completions	4	Maryland	4	2x
Passing Yards	50	Maryland	50	2024, Maryland
Touchdowns				
Interceptions				
Long Pass	24	Maryland	40	2023, Stony B.
Total Offense	58	Maryland	58	2024, Maryland
Rushing Attempts	1	Maryland	2	2023, URI
Rushing Yards	8	Maryland	12	2023, Stony B.
Rushing Touchdowns	1	Maryland	1	2024, Maryland
Long Rush	8	Maryland	12	2023, Stony B.
JAMES MOTT				
Passing Attempts			3	2023, Lehigh
Completions			2	2023, Lehigh
Passing Yards			9	2023, Lehigh
Touchdowns				
Interceptions				
Long Pass			6	2023, Lehigh
Total Offense			9	2023, Lehigh
Rushing Attempts				
Rushing Yards				
Rushing Touchdowns				
Long Rush				

# VILLANOVA FOOTBALL GAME NOTES

## VILLANOVA RUNNING BACKS

### #20 ISAAH RAGLAND

OPPONENT	RUSHING ATT-YDS-TD	LG	RECEIVING REC-YDS-TD	LG
Youngstown State	7-65-1	31	1-5-0	5
at Colgate	12-58-1	23	2-10-0	11
Towson	17-141-0	65	1-0-0	0
at Maryland	5-19-0	11	2-30-0	24
LIU				
at Stony Brook				
at Maine				
New Hampshire				
at Hampton				
North Carolina A&T				
at Monmouth				
Delaware				
SEASON	41-283-2	65	6-45-0	24
CAREER	65-444-2	65	6-45-0	24

### #24 DAVID AVIT

OPPONENT	RUSHING ATT-YDS-TD	LG	RECEIVING REC-YDS-TD	LG
Youngstown State	5-42-0	20		
at Colgate	5-31-0	13		
Towson	7-29-0	11		
at Maryland	7-13-0	5		
LIU				
at Stony Brook				
at Maine				
New Hampshire				
at Hampton				
North Carolina A&T				
at Monmouth				
Delaware				
SEASON	24-115-0	20		
CAREER	24-115-0	20		

### #26 ISAAH WRIGHT

OPPONENT	RUSHING ATT-YDS-TD	LG	RECEIVING REC-YDS-TD	LG
Youngstown State	3-13-0	11		
at Colgate	6-29-0	8		
Towson	4-(-4)-0	4		
at Maryland				
LIU				
at Stony Brook				
at Maine				
New Hampshire				
at Hampton				
North Carolina A&T				
at Monmouth				
Delaware				
SEASON	13-38-0	11		
CAREER	22-54-1	11		

### #30 JA'BRIEL MACE

OPPONENT	RUSHING ATT-YDS-TD	LG	RECEIVING REC-YDS-TD	LG
Youngstown State	1-6-0	6	1-35-0	35
at Colgate	1-0-0	0	2-16-0	10
Towson			1-6-0	6
at Maryland	2-24-0	23		
LIU				
at Stony Brook				
at Maine				
New Hampshire				
at Hampton				
North Carolina A&T				
at Monmouth				
Delaware				
SEASON	4-30-0	6	4-57-0	35
CAREER	23-133-0	28	5-58-0	35

## SEASON AND CAREER HIGHS

	<u>SEASON HIGHS</u>		<u>CAREER HIGHS</u>	
ISAAH RAGLAND				
Rushing Attempts	17	Towson	17	2024, Towson
Rushing Yards	141	Towson	141	2024, Towson
Rushing Touchdowns	1	2x	1	2x (2024)
Long Rush	65	Towson	65	2024, Towson
100+ Rushing Yards	1		2	
Receptions	2	2x	2	2x (2024)
Receiving Yards	30	Maryland	30	2024, Maryland
Long Reception	24	Maryland	24	2024, Maryland
All-Purpose Yards	141	Towson	141	2024, Towson
DAVID AVIT				
Rushing Attempts	7	2x	7	2x (2024)
Rushing Yards	42	YSU	42	2024, YSU
Long Rush	20	YSU	20	2024, YSU
All-Purpose Yards	42	YSU	42	2024, YSU
ISAAH WRIGHT				
Rushing Attempts	6	Colgate	6	2024, Colgate
Rushing Yards	29	Colgate	29	2024, Colgate
Rushing Touchdowns			1	2023, Stony B.
Long Rush	11	YSU	11	2024, YSU
All-Purpose Yards	29	Colgate	29	2024, Colgate
JA'BRIEL MACE				
Rushing Attempts	2	Maryland	13	2023, Towson
Rushing Yards	24	Maryland	76	2023, Towson
Long Rush	23	Maryland	28	2023, Towson
Receptions	2	Colgate	2	2024, Colgate
Receiving Yards	35	YSU	35	2024, YSU
Long Reception	35	YSU	35	2024, YSU
All-Purpose Yards	41	YSU	77	2023, Towson
ELI SMITH				
Rushing Attempts	1	Maryland	7	2x (2022)
Rushing Yards	4	Maryland	48	2022, W&M
Long Rush	4	Maryland	18	2022, W&M
Receptions			1	2022, W&M
Receiving Yards			2	2022, W&M
Long Reception			2	2022, W&M
All-Purpose Yards	4	Maryland	50	2022, W&M

# VILLANOVA FOOTBALL GAME NOTES

## VILLANOVA WIDE RECEIVERS/TIGHT ENDS

### #5 JAYLAN SANCHEZ

#### RECEIVING STATS

OPPONENT	REC-YDS-TD	LG
Youngstown State	1-10-0	10
at Colgate	1-25-0	25
Towson	4-59-2	28
at Maryland	3-9-0	3
LIU		
at Stony Brook		
at Maine		
New Hampshire		
at Hampton		
North Carolina A&T		
at Monmouth		
Delaware		
SEASON	7-103-2	28
CAREER	47-884-6	68

### #22 DEVIN SMITH

#### RECEIVING STATS

OPPONENT	REC-YDS-TD	LG
Youngstown State		
at Colgate	6-116-2	71
Towson	3-6-0	5
at Maryland	5-62-1	17
LIU		
at Stony Brook		
at Maine		
New Hampshire		
at Hampton		
North Carolina A&T		
at Monmouth		
Delaware		
SEASON	14-184-3	71
VILLANOVA	14-184-3	71
CAREER	115-1702-18	91

### #83 LUKE DALY

#### RECEIVING STATS

OPPONENT	REC-YDS-TD	LG
Youngstown State		
at Colgate	2-23-0	12
Towson	2-13-0	8
at Maryland		
LIU		
at Stony Brook		
at Maine		
New Hampshire		
at Hampton		
North Carolina A&T		
at Monmouth		
Delaware		
SEASON	4-36-0	12
CAREER	7-90-0	45

### #85 NOLAN CLAYTON

#### RECEIVING STATS

OPPONENT	REC-YDS-TD	LG
Youngstown State		
at Colgate	1-15-0	15
Towson		
at Maryland		
LIU		
at Stony Brook		
at Maine		
New Hampshire		
at Hampton		
North Carolina A&T		
at Monmouth		
Delaware		
SEASON	1-15-0	15
CAREER	1-15-0	15

### #15 KENYON MILES

#### RECEIVING STATS

OPPONENT	REC-YDS-TD	LG
Youngstown State	2-17-0	10
at Colgate	1-6-0	6
Towson	2-19-0	14
at Maryland	2-6-0	3
LIU		
at Stony Brook		
at Maine		
New Hampshire		
at Hampton		
North Carolina A&T		
at Monmouth		
Delaware		
SEASON	7-48-0	19
CAREER	8-68-0	20

### #84 DANIEL LOPES

#### RECEIVING STATS

OPPONENT	REC-YDS-TD	LG
Youngstown State	1-23-0	23
at Colgate	3-36-0	23
Towson	1-13-0	13
at Maryland	1-10-0	10
LIU		
at Stony Brook		
at Maine		
New Hampshire		
at Hampton		
North Carolina A&T		
at Monmouth		
Delaware		
SEASON	6-82-0	23
CAREER	16-187-1	39

### #80 CHRIS COLBY

#### RECEIVING STATS

OPPONENT	REC-YDS-TD	LG
Youngstown State		
at Colgate	DNP	
Towson	DNP	
at Maryland	1-24-0	24
LIU		
at Stony Brook		
at Maine		
New Hampshire		
at Hampton		
North Carolina A&T		
at Monmouth		
Delaware		
SEASON	1-24-0	24
CAREER	1-24-0	24

### #89 JAMES WELDE

#### RECEIVING STATS

OPPONENT	REC-YDS-TD	LG
Youngstown State		
at Colgate		
Towson		
at Maryland		
LIU		
at Stony Brook		
at Maine		
New Hampshire		
at Hampton		
North Carolina A&T		
at Monmouth		
Delaware		
SEASON		
CAREER		

### SEASON AND CAREER HIGHS

SEASON HIGHS			CAREER HIGHS	
JAYLAN SANCHEZ				
Receptions	4	Towson	6	2023, NCAT
Receiving Yards	59	Towson	158	2023, NCAT
Receiving Touchdowns	2	Towson	2	2x
Long Reception	28	Towson	68	2023, Colgate
100+ Receiving Yards			3	
All-Purpose Yards	59	Towson	157	2023, NCAT
100+ All-Purpose Yards			3	
KENYON MILES				
Receptions	2	3x	2	3x (2024)
Receiving Yards	19	Colgate	20	2023, UAlbany
Long Reception	14	Colgate	20	2023, UAlbany
All-Purpose Yards	19	Colgate	20	2023, UAlbany
DEVIN SMITH				
Receptions	6	Colgate	6	3x
Receiving Yards	116	Colgate	202	2023, Rich.
Receiving Touchdowns	2	Colgate	2	4x
Long Reception	71	Colgate	91	2023, Rich.
100+ Receiving Yards	1		3	
All-Purpose Yards	149	Maryland	220	2023, Rich.
100+ All-Purpose Yards	2		5	
DANIEL LOPES				
Receptions	3	Colgate	3	2024, Colgate
Receiving Yards	36	Colgate	39	2022, W&M
Receiving Touchdowns			1	2x (2022)
Long Reception	23	2x	39	2022, W&M
All-Purpose Yards	23	2x	42	2022, W&M
LUKE DALY				
Receptions	2	2x	2	2x (2024)
Receiving Yards	23	Colgate	45	2023, YSU
Long Reception	12	Colgate	45	2023, YSU
All-Purpose Yards	23	Colgate	45	2023, YSU
NOLAN CLAYTON				
Receptions	1	Colgate	1	2024, Colgate
Receiving Yards	15	Colgate	15	2024, Colgate
Long Reception	15	Colgate	15	2024, Colgate
All-Purpose Yards	15	Colgate	15	2024, Colgate
ANTONIO JOHNSON				
Receptions			2	3x
Receiving Yards			40	2023, YSU
Receiving Touchdowns			1	2023, Colgate
Long Reception			34	2023, YSU
All-Purpose Yards			40	2023, YSU



# VILLANOVA FOOTBALL GAME NOTES

## VILLANOVA SPECIALISTS

### #45 ETHAN GETTMAN

#### KICKING STATS

OPPONENT	PAT	FG	LG
Youngstown State	3-3	1-2	42
at Colgate	4-4	—	—
Towson	2-2	—	—
at Maryland	2-2	2-3	37
LIU			
at Stony Brook			
at Maine			
New Hampshire			
at Hampton			
North Carolina A&T			
at Monmouth			
Delaware			
SEASON	11-11	3-5	42
VILLANOVA	11-11	3-5	42
CAREER	89-93	30-43	56

### #45 ETHAN GETTMAN

#### PUNTING STATS

OPPONENT	#	Avg.	LG	I20
Youngstown State	3	46.0	62	2
at Colgate	5	43.8	48	1
Towson	6	38.7	49	2
at Maryland	4	43.0	55	0
LIU				
at Stony Brook				
at Maine				
New Hampshire				
at Hampton				
North Carolina A&T				
at Monmouth				
Delaware				
SEASON	18	42.3	62	5
VILLANOVA	18	42.3	62	5
CAREER	92	37.4	82	24

### #25 CHRISTIAN SAPP

#### OPPONENT

KICK RETURNS	NO-YDS-TD	AVG.	LG
Youngstown State	2-53-0	26.5	42
at Colgate	2-57-0	28.5	36
Towson	4-64-0	16.0	22
at Maryland			
LIU			
at Stony Brook			
at Maine			
New Hampshire			
at Hampton			
North Carolina A&T			
at Monmouth			
Delaware			
SEASON	8-174	21.8	42
CAREER	8-174	21.8	42

#### PUNT RETURNS

NO-YDS-TD	Avg.	LG
-----------	------	----

### #34 ETHAN POTTER

#### OPPONENT

KICK RETURNS	NO-YDS-TD	AVG.	LG
Youngstown State			
at Colgate			
Towson			
at Maryland			
LIU			
at Stony Brook			
at Maine			
New Hampshire			
at Hampton			
North Carolina A&T			
at Monmouth			
Delaware			
SEASON	1-24-0	24.0	24
CAREER	1-24-0	24.0	24

#### PUNT RETURNS

NO-YDS-TD	Avg.	LG
-----------	------	----

### #22 DEVIN SMITH

#### OPPONENT

KICK RETURNS	NO-YDS-TD	AVG.	LG
Youngstown State			
at Colgate			
Towson			
at Maryland	4-87-0	21.8	25
LIU			
at Stony Brook			
at Maine			
New Hampshire			
at Hampton			
North Carolina A&T			
at Monmouth			
Delaware			
SEASON	4-87-0	21.8	25
VILLANOVA	4-87-0	21.8	25
CAREER	18-301-0	16.7	30

#### PUNT RETURNS

NO-YDS-TD	Avg.	LG
-----------	------	----

### SEASON HIGHS

### CAREER HIGHS

#### ETHAN GETTMAN

Field Goals Made	2	Maryland	3	3x
Field Goals Attempted	3	Maryland	4	2022, Char. So.
Long Field Goal	42	YSU	56	2022, Campbell
40+ Yard Field Goals	1		8	
PATs Made	4	Colgate	8	2022, So. Ct. St.
PATs Attempted	4	Colgate	8	2022, So. Ct. St.
Punts	6	Towson	6	2x
Punting Yards	232	Towson	232	2024, Towson
Punting Average	46.0	YSU	48.0	2021, Saint Fran.
Long Punt	62	YSU	82	2021, Saint Fran.
Inside 20-Yard Line	5		24	
50+ Yard Punts	3		7	
Kickoffs	5	2x	9	2x (2022)
Kickoff Yards	317	Colgate	578	2022, So. Ct. St.
Kickoff Average	63.4	Colgate	65.7	2022, H. Cross

#### CHRISTIAN SAPP

Kickoff Returns	4	Towson	4	2024, Towson
Kickoff Return Yards	64	Towson	64	2024, Towson
Long Kickoff Return	42	YSU	42	2024, YSU

#### ETHAN POTTER

Kickoff Returns			1	
-----------------	--	--	---	--

#### DEVIN SMITH

Kickoff Returns	4	Maryland	4	2024, Maryland
Kickoff Return Yards	87	Maryland	87	2024, Maryland
Long Kickoff Return	25	Maryland	30	2023, Howard
Punt Returns	2	Towson	2	2024, Towson
Punt Return Yards	19	Towson	19	2024, Towson
Long Punt Return	19	Towson	19	2024, Towson

#### CONNOR WATKINS

Punts	1	2x	8	2021, Penn St.
Punting Yards	31	Colgate	277	2021, Penn St.
Punting Average	31.0	Colgate	40.5	2021, JMU
Long Punt	31	Colgate	50	2021, JMU
Inside 20-Yard Line	2		3	
50+ Yards Punts			1	

#### JAYLAN SANCHEZ

Kickoff Returns	1	2x	1	3x
Kickoff Return Yards	10	UAlbany	39	2022, W&M
Long Kickoff Return	10	UAlbany	30	2022, Hamp.

#### JASON HALL

Kickoff Returns	1	Towson	1	2023, Towson
Kickoff Return Yards	0	Towson	0	2023, Towson
Long Kickoff Return	0	Towson	0	2023, Towson

# VILLANOVA FOOTBALL GAME NOTES

## VILLANOVA DEFENSE

### SEASON HIGHS

### CAREER HIGHS

	Tackles	TFL	Sacks	Breakups		Tackles	TFL	Sacks	Breakups
Temi Ajitrotutu						1, 2023	—	—	—
Brendan Bell	12, 9.14	1.5, 8.29		1, 9.14		14, 2023	3.0, 2022	1.0, 2x	1, 6x
Damill Bostic	1, 9.7					1, 2024	—	—	—
Zahmir Dawud	4, 2x	1.0, 9.7				4, 2x	1.0, 2024	—	1, 2023
Newton Essiem	1, 2x					1, 2x	—	—	—
Timmy Furgeson						8, 2022	1.0, 2x	1.0, 2x	—
Julian Glantz						1, 3x	—	—	—
Jalen Goodman	9, 9.14			1, 9.14		13, 2020	1.5, 2021	—	2, 2019
Jason Hall	1, 2x					1, 2x	—	—	—
Shane Hartzell	11, 8.29	1.5, 9.21	1.0, 9.21			15, 2022	2.0, 2x	1.0, 9x	1, 3x
Ayden Howard	6, 9.21	1.0, 8.29	1.0, 8.29	1, 9.7		6, 2024	1.5, 2023	1.0, 2024	1, 2x
Turner Inge	3, 9.7	1.0, 9.21				5, 2023	2.0, 2023	1.0, 2023	—
Antonio Johnson						1, 2023	—	—	—
Colin Kennedy						3, 2023	—	—	—
Mike Kennedy	1, 2x					1, 3x	—	—	—
Richie Kimmel	10, 8.29	0.5, 9.14	0.5, 9.14			10, 2024	1.5, 2023	0.5, 2024	1, 2023
Dale Law						1, 2x	—	—	—
Daniel Lopes						1, 2023	—	—	—
Capri Martin	5, 9.14	1.0, 9.14	1.0, 9.14			5, 2x	1.0, 2023	1.0, 2024	—
Nigel McSween	3, 9.14	1.0, 9.14	1.0, 9.14			3, 2024	1.0, 2024	1.0, 2024	—
Tyrell Mims	5, 9.14					6, 3x	1.0, 4x	1.0, 2023	2, 2x
Kaleb Moody	1, 9.14					10, 2023	1.5, 2023	1.0, 2023	2, 2x
Ivan Murray	1, 9.21					1, 2024	—	—	—
Jordan Nelson	2, 2x					4, 2023	1.0, 2023	—	1, 2023
Obinna Nwobodo	4, 9.14	0.5, 9.14	0.5, 9.14			4, 2024	1.0, 2023	0.5, 2024	—
Josh Oluremi						1, 7x	—	—	—
Chandon Pierre	2, 8.29	0.5, 2x				5, 2021	1.0, 6x	1.0, 3x	—
Ethan Potter	10, 9.21	0.5, 2x		1, 3x		11, 2x	2.5, 2022	0.5, 2022	1, 9x
Garrett Rogan						1, 2023	—	—	—
Christian Sapp	6, 9.14	1.0, 9.14				6, 2024	1.0, 4x	1.0, 2023	1, 2022
Chuck Smith	4, 9.14	0.5, 2x	0.5, 9.7			8, 2021	1.5, 2x	1.5, 2023	1, 2023
Devin Smith						1, 2x	—	—	—
JR Strauss						2, 2023	1.0, 2023	—	—
Ty Trinh	6, 9.7	2.0, 9.21		1, 2x		12, 2023	2.0, 2x	—	2, 2x
Stephane Voltaire						1, 2023	—	—	—
Isas Waxter	3, 9.14	1.0, 9.21		1, 9.14		7, 2019	1.0, 5x	1.0, 2021	2, 2023
Jayvont Williams						1, 2023	—	—	—
Jon Wyatt	3, 9.7	0.5, 9.7				3, 2024	0.5, 2024	—	1, 2x

### GAME BY GAME DEFENSIVE STATISTICS

OPPONENT	TFL	SACKS	FF	FR	INT	PBU	BLK	YARDS	POINTS
Youngstown State	5-15	1-1	1	1	2	2	0	321	17
at Colgate	5-21	1-12	0	0	1	2	0	264	3
Towson	4-21	3-17	1	0	0	4	2	394	13
at Maryland	7-17	1-7	1	1	1	1	0	497	38
LIU									
at Stony Brook									
at Maine									
New Hampshire									
at Hampton									
North Carolina A&T									
at Monmouth									
Delaware									
<b>TOTAL</b>	<b>21-74</b>	<b>6-37</b>	<b>3</b>	<b>2</b>	<b>4</b>	<b>9</b>	<b>2</b>	<b>1476</b>	<b>71</b>

# VILLANOVA FOOTBALL GAME NOTES

## GAME BY GAME TACKLES

Total Tackles	UA-A	TOT	YSU	COL	TOW	MD	LIU	SB	ME	UNH	HAM	NCAT	MON	DEL
Brendan Bell	20-18	38	5-6	9-1	2-10	4-1								
Shane Hartzell	16-16	32	7-4	4-2	0-8	5-2								
Ethan Potter	15-10	25	4-2	2-2	2-3	7-3								
Richie Kimmel	6-19	25	2-8	1-4	1-6	2-1								
Jalen Goodman	18-5	23	6-1	3-0	6-3	3-2								
Ty Trinh	13-5	18	5-0	4-2	0-2	4-1								
Zahmir Dawud	8-5	13	3-1	2-0	1-3	2-1								
Christian Sapp	10-2	12	2-0	3-1	5-1	DNP								
Ayden Howard	6-6	12	1-2	1-1	0-1	4-2								
Tyrell Mims	8-2	10	1-0	DNP	4-1	3-1								
Capri Martin	3-7	10	1-1	0-0	1-4	1-2								
Chuck Smith	1-8	9	0-1	1-2	0-4	0-1								
Turner Inge	6-1	7	1-0	2-1	1-0	2-0								
Obinna Nwobodo	3-4	7	1-0	1-0	0-4	1-0								
Nigel McSween	3-3	6	1-0	0-1	1-2	1-0								
Isas Waxter	3-2	5	DNP	0-0	1-2	2-0								
Jordan Nelson	1-4	5	0-0	0-1	0-2	1-1								
Jon Wyatt	1-2	3	0-0	1-2	0-0	0-0								
Chandon Pierre	0-3	3	0-2	DNP	DNP	0-1								
Newton Essiem	2-0	2	0-0	1-0	0-0	1-0								
Jason Hall	2-0	2	1-0	1-0	0-0	0-0								
Mike Kennedy	0-2	2	0-0	0-0	0-1	0-1								
Damill Bostic	1-0	1	0-0	1-0	DNP	DNP								
Ivan Murray	1-0	1	DNP	0-0	0-0	1-0								
Kaleb Moody	0-1	1	0-0	0-0	0-1	0-0								
<b>TOTAL</b>	<b>147-126</b>	<b>273</b>	<b>41-28</b>	<b>37-20</b>	<b>25-58</b>	<b>44-20</b>								

## SPECIAL TEAMS TACKLES

Total Tackles	KO-PU	TOT	YSU	COL	TOW	MD	LIU	SB	ME	UNH	HAM	NCAT	MON	DEL
Jason Hall	2-0	2	1-0	1-0	0-0	0-0								
Christian Sapp	2-0	2	0-0	0-0	2-0	DNP								
Turner Inge	1-1	2	1-0	0-0	0-1	0-0								
Tyrell Mims	1-1	2	1-0	0-0	0-1	0-0								
Jalen Goodman	1-0	1	1-0	0-0	0-0	0-0								
Ethan Potter	1-0	1	1-0	0-0	0-0	0-0								
Ayden Howard	0-1	1	0-0	0-0	0-0	0-1								
<b>TOTAL</b>	<b>8-3</b>	<b>11</b>	<b>5-0</b>	<b>1-0</b>	<b>2-2</b>	<b>0-1</b>								

# VILLANOVA FOOTBALL GAME NOTES

## GAME BY GAME STARTERS

OFFENSE	QB	RB	WR	WR	WR	TE/WR	LT	LG	C	RG	RT
YSU	Watkins	Ragland	Sanchez	D. Smith	Miles	Lopes	Voltaire	Broderick	Picard	McCullers	Ajirotutu
Colgate	Watkins	Ragland	Sanchez	D. Smith	Miles	Clayton	Voltaire	Ajirotutu	Picard	McCullers	Fay
Towson	Watkins	Ragland	Sanchez	D. Smith	Miles	Clayton	Voltaire	Ajirotutu	Picard	McCullers	Fay
Maryland	Watkins	Ragland	Sanchez	D. Smith	Miles	Clayton	Voltaire	Cregan	Picard	McCullers	Fay
LIU											
Stony Brook											
Maine											
UNH											
Hampton											
NC A&T											
Monmouth											
Delaware											
DEFENSE	DE	DT	DE	LB	LB	LB	CB	CB	FS	WS	SS
YSU	C. Smith	Nwobodo	Pierre	Hartzell	Kimmel	Bell	Mims	Dawud	Goodman	Potter	Trinh
Colgate	C. Smith	Nwobodo	Martin	Hartzell	Kimmel	Bell	Wyatt	Dawud	Goodman	Potter	Trinh
Towson	C. Smith	Nwobodo	Martin	Hartzell	Kimmel	Bell	Mims	Waxter	Goodman	Potter	Trinh
Maryland	C. Smith	Nwobodo	Martin	Hartzell	Kimmel	Bell	Mims	Waxter	Goodman	Potter	Trinh
LIU											
Stony Brook											
Maine											
UNH											
Hampton											
NC A&T											
Monmouth											
Delaware											

## VILLANOVA SCORING DRIVES

OPP	QTR	TIME	PL/YDS/TM	RES	PLAY	OPP	QTR	TIME	PL/YDS/TM	RES	PLAY
YSU	1	8:57	6/42/2:43	FG	Gettman 42 yard field goal						
YSU	1	1:23	7/79/4:04	TD	Watkins 14 yard run						
YSU	2	2:20	7/45/3:57	TD	Ragland 3 yard run						
YSU	3	10:52	4/88/2:23	TD	Watkins 29 yard run						
COL	1	2:59	2/72/0:51	TD	D. Smith 71 yard reception						
COL	3	11:53	6/63/2:59	TD	Ragland 1 yard run						
COL	4	10:06	10/69/5:59	TD	D. Smith 8 yard reception						
COL	4	3:59	8/52/4:57	TD	Watkins 13 yard run						
TOW	2	12:10	9/54/4:46	TD	Sanchez 20 yd reception						
TOW	3	1:16	4/80/2:31	TD	Sanchez 6 yd reception						
MD	3	7:17	4/-8/1:20	FG	Gettman 33 yard field goal						
MD	3	4:15	6/53/3:00	TD	D. Smith 17 yard reception						
MD	4	10:33	11/55/5:03	FG	Gettman 37 yard field goal						
MD	4	1:11	9/80/4:14	TD	Maddocks 8 yard run						



# VILLANOVA FOOTBALL GAME NOTES

## LONG PLAYS BY THE NUMBERS

YARDS	NO.	TD
100+	0	0
90-99	0	0
80-89	0	0
70-79	1	1
60-69	1	0
50-59	0	0
40-49	2	0
30-39	3	0
20-29	19	2

## LONG PLAYS BY TYPE

PLAY	NO.	TD
Rushing	7	1
Passing	10	2
Punt Returns	0	0
Kick Returns	9	0
Interceptions	0	0
Fumble Returns	0	0
Other	0	0
TOTAL	26	3

## LONGEST PLAYS OF THE YEAR

RUSHING	
65	Isaiah Ragland vs. Towson
RUSHING TOUCHDOWN	
29	Connor Watkins vs. Youngstown State
PASSING	
71	Connor Watkins vs. Colgate
PASSING TOUCHDOWN	
71	Connor Watkins vs. Colgate
RECEPTION	
71	Devin Smith vs. Colgate
RECEIVING TOUCHDOWN	
71	Devin Smith vs. Colgate
PUNT RETURN	
19	Devin Smith vs. Towson
KICK RETURN	
42	Christian Sapp vs. Youngstown State
INTERCEPTION RETURN	
24	Ty Trinh vs. Maryland
FUMBLE RETURN	
1	Richie Kimmel vs. Youngstown State
PUNT	
62	Ethan Gettman vs. Youngstown State
FIELD GOAL	
42	Ethan Gettman vs. Youngstown State

## LONGEST PLAYS OF THE YEAR (20+ YARDS)

YDS	TYPE	PLAYER	OPPONENT
71*	Pass	Connor Watkins to Devin Smith	Colgate
65	Rush	Isaiah Ragland	Towson
45	Rush	Connor Watkins	Youngstown State
42	KR	Christian Sapp	Youngstown State
36	KR	Christian Sapp	Colgate
35	Pass	Connor Watkins to Ja'briel Mace	Youngstown State
31	Rush	Isaiah Ragland	Youngstown State
29*	Rush	Connor Watkins	Youngstown State
28	Pass	Connor Watkins to Jaylan Sanchez	Towson
25	Pass	Connor Watkins to Jaylan Sanchez	Colgate
25	KR	Devin Smith	Maryland
24	Pass	Connor Watkins to Isaiah Ragland	Maryland
24	Pass	Tanner Maddocks to Chris Colby	Maryland
23	Pass	Connor Watkins to Daniel Lopes	Youngstown State
23	Pass	Connor Watkins to Daniel Lopes	Colgate
23	Rush	Isaiah Ragland	Colgate
23	Rush	Ja'briel Mace	Maryland
22	KR	Christian Sapp	Towson
22	KR	Devin Smith	Maryland
21	KR	Christian Sapp	Colgate
21	KR	Christian Sapp	Towson
20	Rush	David Avit	Youngstown State
20	Pass	Connor Watkins to Devin Smith	Colgate
20*	Pass	Connor Watkins to Jaylan Sanchez	Towson
20	KR	Devin Smith	Maryland
20	KR	Devin Smith	Maryland

\* denotes a touchdown

20-YARD PLUS BY PLAYER								
PLAYER	NO.	TD	RUSH	REC.	KR	PR	IR	FR
Smith	6	1	0	2	4	0	0	0
Sapp	5	0	0	0	5	0	0	0
Ragland	4	0	3	1	0	0	0	0
Sanchez	3	1	0	3	0	0	0	0
Watkins	2	1	2	0	0	0	0	0
Mace	2	0	1	1	0	0	0	0
Lopes	2	0	0	2	0	0	0	0
Avit	1	0	1	0	0	0	0	0
Colby	1	0	0	1	0	0	0	0
Trinh	1	0	0	0	0	0	1	0
TOTAL	26	3	7	10	9	0	1	0

# VILLANOVA FOOTBALL GAME NOTES

## MISCELLANEOUS STATS

### NON-OFFENSIVE TOUCHDOWNS

Player	Type	Yds	Opponent

### POINTS OFF TURNOVERS

OPPONENT	VU TO	OPP PTS	OPP TO	VU PTS	+/-
Youngstown State	0	0	3	3	+3
at Colgate	0	0	1	0	0
Towson	2	0	0	0	0
at Maryland	0	0	2	3	+3
LIU					
at Stony Brook					
at Maine					
New Hampshire					
at Hampton					
N.C. A&T					
at Monmouth					
Delaware					
<b>TOTAL</b>	<b>2</b>	<b>0</b>	<b>6</b>	<b>6</b>	<b>+6</b>

### CAREER INTERCEPTIONS

Player	INT	Return Yards	Long	TD
Ty Trinh	3	42	24	0
Tyrell Mims	3	0	0	0
Christian Sapp	3	0	0	0
Jalen Goodman	2	104	81	1
Isas Waxter	2	0	0	0
Shane Hartzell	1	19	19	0
Brendan Bell	1	17	17	0
Zahmir Dawud	1	2	2	0
Richie Kimmel	1	0	0	0
Ethan Potter	1	1	1	0

### CAREER FUMBLES

Player	FF	FR	Return Yards	TD
Brendan Bell	2	1	0	0
Zahmir Dawud	1	0	0	0
Timmy Furgeson	1	1	0	0
Jalen Goodman	1	2	0	0
Shane Hartzell	2	0	0	0
Richie Kimmel	0	2	1	0
Tyrell Mims	0	2	0	0
Chandon Pierre	1	0	0	0
Ethan Potter	1	1	0	0
Christian Sapp	1	0	0	0
Ty Trinh	1	2	0	0
Isas Waxter	0	1	0	0

### CAREER BLOCKED KICKS

Player	Type	Opponent	Date
Brendan Bell	Punt	UAlbany	10.16.21
Richie Kimmel	Punt	Delaware	11.19.22
Tyrell Mims	Punt	William & Mary	10.30.21
JR Strauss	FG	Towson	9.16.24
Obinna Nwobodo	FG	Towson	9.16.24

### CAREER 100-YARD RUSHING GAMES

Player	Yds.	Att.	TD	Opp.	Date
Isaiah Ragland	126	15	0	Elon	10.14.23
<b>Isaiah Ralgnad</b>	<b>141</b>	<b>17</b>	<b>0</b>	<b>Towson</b>	<b>9.16.24</b>
Connor Watkins	130	11	2	Hampton	10.29.22
Connor Watkins	113	10	3	URI	9.23.23
Connor Watkins	125	13	0	Elon	10.14.23
<b>Connor Watkins</b>	<b>107</b>	<b>10</b>	<b>2</b>	<b>YSU</b>	<b>8.29.24</b>

### CAREER 100-YARD RECEIVING GAMES

Player	Yds.	Rec.	TD	Opp.	Date
Jaylan Sanchez	128	2	0	Colgate	9.9.23
Jaylan Sanchez	158	6	2	NC A&T	10.7.23
Jaylan Sanchez	103	4	1	Stony B.	10.28.23
Devin Smith	103	4	1	S. Car. St.	10.26.23
Devin Smith	202	6	1	Richmond	11.25.23
<b>Devin Smith</b>	<b>116</b>	<b>6</b>	<b>2</b>	<b>Colgate</b>	<b>9.7.24</b>

### CAREER 300-YARD PASSING GAMES

Player	Yds.	C-A-I	TD	Opp.	Date
Connor Watkins	310	8-11-0	2	Colgate	9.9.23
Connor Watkins	361	13-19-0	4	Stony B.	10.28.23

### CAREER DOUBLE DIGIT TACKLE GAMES

Player	TOT	UA-A	Opp.	Date
Brendan Bell	10	5-5	Towson	11.5.22
Brendan Bell	12	9-3	Delaware	11.19.22
Brendan Bell	14	8-6	UNH	11.4.23
Brendan Bell	12	4-8	Delaware	11.18.23
<b>Brendan Bell</b>	<b>11</b>	<b>5-6</b>	<b>YSU</b>	<b>8.29.24</b>
<b>Brendan Bell</b>	<b>10</b>	<b>9-1</b>	<b>Colgate</b>	<b>9.7.24</b>
<b>Brendan Bell</b>	<b>12</b>	<b>2-10</b>	<b>Towson</b>	<b>9.14.24</b>
Jalen Goodman	13	10-3	URI	3.13.21
Jalen Goodman	12	10-2	Holy Cr.	12.3.21
Jalen Goodman	12	5-7	Delaware	11.19.22
Shane Hartzell	15	8-7	Richmond	10.15.22
Shane Hartzell	10	6-4	Delaware	11.19.22
Shane Hartzell	10	4-6	UNH	11.4.23
Shane Hartzell	14	7-7	YSU	12.2.23
<b>Shane Hartzell</b>	<b>11</b>	<b>7-4</b>	<b>YSU</b>	<b>8.29.24</b>
<b>Richie Kimmel</b>	<b>10</b>	<b>2-8</b>	<b>YSU</b>	<b>8.29.24</b>
Kaleb Moody	10	5-5	Brown	9.22.23
Ethan Potter	11	4-7	Maine	10.1.22
Ethan Potter	11	6-5	Richmond	10.15.22
<b>Ethan Potter</b>	<b>10</b>	<b>7-3</b>	<b>Maryland</b>	<b>9.21.24</b>
Ty Trinh	12	7-5	UNH	11.4.23

# VILLANOVA FOOTBALL GAME NOTES

## DEFENSE/SPECIAL TEAMS TOUCHDOWNS

(since becoming an FCS member in 1985)

PLAY	TDs
<b>DEFENSE (67)</b>	
Interception Return.....	43
Fumble Return.....	18
Blocked Punt Return.....	5
Blocked Field Goal Return.....	1
<b>SPECIAL TEAMS (17)</b>	
Kick Return.....	15
Punt Return.....	2
<b>TOTAL .....</b>	<b>84</b>

## LONGEST TOUCHDOWNS BY TYPE

### Interception Return

100 yards by Rob Rolle on September 17, 2016 vs. Towson

### Fumble Return

99 yards by Jaquan Amos on October 7, 2017 vs. Maine

### Return of Blocked Punt

33 yards by Ademole Turner on September 21, 1996 vs. Fordham

### Return of Blocked Field Goal

73 yards by Craig James on September 28, 2013 vs. Penn

### Kick Return

100 yards by Nowoola Awopetu on November 9, 2019 vs. Richmond

### Punt Return

66 yards by Poppy Livers on October 20, 2012 vs. Georgia State

## DEFENSIVE/SPECIAL TEAMS TDS BY YEAR

### DEFENSE

4 .....	2000, 2016, 2017, 2019
3 .....	2004, 2005, 2007, 2009, 2012, 2013
2 .....	1986 1989, 1991, 1992, 1994, 1996, 1999, 2003, 2008, 2010, 2011, 2014, 2018, 2021
1 .....	1997, 1998, 2001, 2022, 2023

### SPECIAL TEAMS

2 .....	2000, 2010
1 .....	1996, 1997, 1998, 2001, 2002, 2003, 2004, 2007, 2008, 2009, 2012, 2017, 2019

## DEFENSIVE/SPECIAL TEAMS TDS BY MONTH

August .....	3
September .....	35
October .....	21
November .....	22
December .....	3

## DEFENSIVE/SPECIAL TEAMS TDS BY PLAYER

DEFENSIVE TOUCHDOWNS	TDs
Jaquan Amos .....	4
Jimmy Pitts.....	3
Ronnie Akins .....	2
Nowoola Awopetu .....	2
Brian Barajas .....	2
Eric Loper .....	2
Rob Rolle .....	2
Joe Sarnese .....	2
Jeff Steeb .....	2
Daryl Stewart.....	2
Danny Abraham.....	1
Darrell Adams .....	1
TD Ayo-Durojaiye .....	1
Rodney Badger .....	1
Christian Benford.....	1
Austin Calitro .....	1
Clarence Curry .....	1
Chris Curtis.....	1
John Dempsey .....	1
Curtis Eller.....	1
Brennan Erbeznik.....	1
<b>Jalen Goodman.....</b>	<b>1</b>
Sean Goodrich .....	1
Mike Hoffman .....	1
Brian Hulea .....	1
Keeling Hunter.....	1
Craig James .....	1
Gary Johnson .....	1
Marlon Johnson.....	1
Joe Keating.....	1
Salim Koroma .....	1
Tanoh Kpassagnon .....	1
Tim Kukucka .....	1
DeLonne Kelly .....	1
Kevin Long.....	1
Jason McMillion .....	1
Jerry Miles .....	1
Martel Moody.....	1
Steven Neugebauer.....	1
Osayi Osunde .....	1
Delmon Robertson .....	1
Bobby Rosato .....	1
Dan Silva .....	1
Kwesi Solomon.....	1
Rich Spugnardi.....	1
Terence Taylor.....	1
Elijah Trent.....	1
Ademole Turner .....	1
Ray Ventrone .....	1
Ross Ventrone.....	1
Curtis Waltman .....	1
Aaron Weems .....	1
Darrel Young .....	1

## SPECIAL TEAMS TOUCHDOWNS

SPECIAL TEAMS TOUCHDOWNS	TDs
Brian Westbrook.....	5
Angelo Babbaro.....	3
Martin Gibson.....	3
Matt Szczur .....	2
Nowoola Awopetu .....	1
Poppy Livers.....	1
Taurus Phillips .....	1
Ademole Turner.....	1



# VILLANOVA FOOTBALL GAME NOTES

## SINGLE GAME HIGHS

### INDIVIDUAL SINGLE GAME HIGHS

Category	No.	Player
Rushes	17	Isaiah Ragland, Towson
Rushing Yards	141	Isaiah Ragland, Towson
Rushing TDs	2	Connor Watkins, Youngstown State
Long Rush	65	Isaiah Ragland, Towson
Pass Attempts	29	Connor Watkins, Maryland
Pass Completions	18	Connor Watkins, Colgate
Passing Yards	247	Connor Watkins, Colgate
Passing TDs	2	Connor Watkins, Colgate/Towson
Long Pass	71	Connor Watkins, Colgate
Receptions	6	Devin Smith, Colgate
Receiving Yards	116	Devin Smith, Colgate
Receiving TDs	2	D. Smith, Colgate; J. Sanchez, Towson
Long Reception	71	Devin Smith, Colgate
Field Goals	2	Ethan Gettman, Maryland
Long Field Goal	42	Ethan Gettman, Youngstown State
Punts	6	Ethan Gettman, Towson
Punting Average	46.0	Ethan Gettman, Youngstown State
Long Punt	62	Ethan Gettman, Youngstown State
Punts Inside 20	2	Ethan Gettman, Youngstown State/Towson
Long Punt Return	19	Devin Smith, Towson
Long Kick Return	42	Christian Sapp, Youngstown State
Long INT Return	24	Ty Trinh, Maryland
Long FR Return	1	Richie Kimmel, Youngstown State
Tackles	11	S. Hartzell/B. Bell, Youngstown State
Tackles For Loss	2.0	Ty Trinh, Maryland
Sacks	1.0	4x
Interceptions	1	4x

### OPPONENT SINGLE GAME HIGHS

Category	No.	Player
Rushes	16	Beau Brungard, Youngstown State
Rushing Yards	135	Devin Matthews, Towson
Rushing TDs	1	4x
Long Rush	70	Devin Matthews, Towson
Pass Attempts	36	Sean Brown, Towson
Pass Completions	28	Billy Edwards Jr., Maryland
Passing Yards	328	Billy Edwards Jr., Maryland
Passing TDs	2	Billy Eedwards, Jr., Maryland
Long Pass	61	Billy Edwards Jr., Maryland
Receptions	14	Tai Felton, Maryland
Receiving Yards	157	Tai Felon, Maryland
Receiving TDs	1	4x
Long Reception	61	Tai Felton, Maryland
Field Goals	2	Keegan Vaughan, Towson
Long Field Goal	46	Jack Howes, Maryland
Punts	6	Shelby Pruett, Colgate
Punting Average	55.0	Brendon Kilpatrick, Youngstown State
Long Punt	65	Brendon Kilpatrick, Youngstown State
Punts Inside 20	2	B. Kilpatrick, YSU; B. LaFollette, Towson
Long Punt Return	27	Braeden Wisloski, Maryland
Long Kick Return	23	Latrell Fordham, Youngstown State
Long INT Return		
Long FR Return		
Tackles	11	Cole Kozlowski, Colgate
Tackles For Loss	2.0	Fortaboh, Towson; Akingbesote, Maryland
Sacks	1.0	7x
Interceptions		

### TEAM SINGLE GAME HIGHS

Category	No.	Villanova
Rushes	38	Towson
Rushing Yards	246	Youngstown State
Yards Per Rush	8.2 (30/246)	Youngstown State
Rushing TDs	3	Youngstown State
Pass Attempts	33	Maryland
Pass Completions	18	Colgate
Passing Yards	247	Colgate
Yards Per Pass	8.8 (247/28)	Colgate
Passing TDs	2	Colgate, Towson
Total Plays	65	Maryland
Total Offense	379	Colgate
Yards Per Play	7.1 (47/336)	Youngstown State
Points	28	Colgate
First Downs	20	Colgate, Towson, Maryland
Penalties	7	Colgate, Towson
Penalty Yards	65	Towson
Turnovers	2	Towson
Sacks	3	Towson
Interceptions	2	Youngstown State
Punts	6	Colgate, Towson
Punting Average	46.0 (3/138)	Youngstown State
Third Down Pct.	41.7% (5 of 12)	Towson
Fourth Down Pct.	50.0% (1 of 2)	Maryland

### OPPONENT SINGLE GAME HIGHS

Category	No.	Opponent
Rushes	40	Youngstown State
Rushing Yards	169	Youngstown State
Yards Per Rush	5.3 (30/159)	Maryland
Rushing TDs	3	Maryland
Pass Attempts	42	Colgate
Pass Completions	29	Maryland
Passing Yards	338	Maryland
Yards Per Pass	9.9 (338/29)	Maryland
Passing TDs	2	Maryland
Total Plays	69	Towson
Total Offense	497	Maryland
Yards Per Play	7.8 (64/497)	Maryland
Points	38	Maryland
First Downs	21	Youngstown State
Penalties	8	Towson, Maryland
Penalty Yards	89	Maryland
Turnovers	3	Youngstown State
Sacks	3	Towson, Maryland
Interceptions		
Punts	6	Colgate
Punting Average	55.0 (2/110)	Youngstown State
Third Down Pct.	70.0% (7 of 10)	Maryland
Fourth Down Pct.	100.0% (1 of 1)	Towson, Maryland

# VILLANOVA FOOTBALL GAME NOTES

## THE LAST TIME VILLANOVA

VILLANOVA	SPAN OF GAMES	LAST TIME	VILLANOVA	SPAN OF GAMES	LAST TIME
<b>Scoring</b>			<b>PASSING</b>		
50-59	39	55 vs. Bucknell (9.11.2021)	300-399 yards	9	361, Connor Watkins vs. Stony Brook (10.28.2023)
60-69	201	63 vs. William & Mary (10.6.2007)	400+ yards	252	460, Brett Gordon vs. Delaware (11.23.2002)
70+	1,206	NEVER	40-49 attempts	38	40, Daniel Smith vs. Richmond (9.18.2021)
<10	19	3 at Towson (11.5.2022)	50+ attempts	222	54, Frank Jankowski vs. Richmond (10.8.2005)
<7	19	3 at Towson (11.5.2022)	25-29 completions	38	26, Daniel Smith vs. Richmond (9.18.2021)
Shutout by	61	0-34 vs. New Hampshire (10.27.2018)	30-39 completions	217	30, Frank Jankowski vs. JMU (11.12.2005)
Shutout by (CAA)	61	0-34 vs. New Hampshire (10.27.2018)	40+ completions	259	40, Brett Gordon vs. JMU (9.28.2002)
Shutout by (home)	61	0-34 vs. New Hampshire (10.27.2018)	3 passing TDs	7	3, Connor Watkins vs. Towson (11.11.2023)
Shutout by (road)	86	0-23 vs. Richmond (10.15.2016)	4 passing TDs	9	4, Connor Watkins vs. Stony Brook (10.28.2023)
Shutout opponent	10	21-0 vs. Elon (10.14.2023)	5 passing TDs	46	5, Daniel Smith vs. Delaware (11.23.2019)
Shutout (home)	10	21-0 vs. Elon (10.14.2023)	6 passing TDs	286	6, Chris Boden vs. Delaware (11.20.1999)
Shutout (road)	31	35-0 at Elon (11.6.2021)	Consecutive 300+	223	3 straight, Frank Jankowski (9.24 - 10.8.2005)
Shutout (CAA)	10	21-0 vs. Elon (10.14.2023)	50-59 yard pass	6	51, Connor Watkins at Delaware (11.18.2023)
<b>Rushing</b>			60-69 yard pass	5	64, Connor Watkins vs. YSU (12.2.2023)
300-399 Yards	26	365 at LIU (9.10.2022)	<b>70-79 yard pass</b>	<b>2</b>	<b>71, Connor Watkins at Colgate (9.7.2024)</b>
400+ Yards	10	440 vs. Elon (10.14.2023)	80-89 yard pass	25	80, Connor Watkins vs. UAlbany (10.22.2022)
<100 Yards	0	<b>75 at Maryland (9.21.2024)</b>	90-99 yard pass	65	90, Zach Bednarczyk vs. Bucknell (9.22.2018)
<0 Yards	210	-39 vs. Maine (10.14.2006)	100+ yard pass	1,206	NEVER
<b>Passing</b>			<b>RECEIVING</b>		
300-399 Yards	7	300 vs. Towson (11.11.2023)	<b>100-199 yards</b>	<b>2</b>	<b>Devin Smith (116) at Colgate (9.7.2024)</b>
400-499 Yards	223	418 vs. New Hampshire (10.1.2004)	200+ yards	46	236, Changa Hodge vs. Delaware (11.23.2019)
<b>Total Offense</b>			2 players 100+	15	Pringle (168), Sanchez (128) vs. Colgate (9.9.2023)
500-599 Yards	7	555 vs. Towson (11.11.2023)	3 players 100+	9	Pringle (191), Sanchez (103), Hayek (102) vs. Stony B. (10.28.2023)
600-699 Yards	65	609 vs. Bucknell (9.22.2018)	10 receptions	210	10, Duquesne May vs. Maine (10.14.2006)
700+ Yards	757	706 vs. North Carolina State (11.19.1949)	11 receptions	154	11, Matt Szczur vs. Stephen F.A. (12.4.2.2010)
<200 Yards	19	153 at Towson (11.5.2022)	12-14 receptions	263	12, Brian White vs. Rutgers (8.31.2002)
<100 Yards	392	87 vs. New Hampshire (11.3.1990)	15 receptions	304	15, Brian Westbrook vs. N' eastern (10.10.1998)
30+ first downs	46	30 vs. Delaware (11.23.2019)	16 receptions	308	16, Brian Finneran vs. Y'town State (12.6.1997)
100+ penalty yards	13	12-105 vs. Rhode Island (9.23.2023)	Consecutive 100+	7	3 straight, Rayjuon Pringle (10.28 - 11.11.2023)
<b>2 fumbles lost</b>	<b>1</b>	<b>2 vs. Towson (9.14.2024)</b>	50-59 yard catch	6	51, Jaaron Hayek at Delaware (11.18.2023)
3+ fumbles lost	12	3 at UAlbany (9.30.2023)	60-69 yard catch	5	64, Jaylan Sanchez vs. YSU (12.2.2023)
Scored a safety	7	1 vs. Towson (11.11.2023)	<b>70-79 yard catch</b>	<b>2</b>	<b>71, Devin Smith at Colgate (9.7.2024)</b>
Scored two safeties	130	2 vs. James Madison (11.10.2012)	80-89 yard catch	21	80, Rayjuon Pringle vs. UAlbany (10.22.2022)
Allowed a safety	21	1 vs. UAlbany (10.22.2022)	90-99 yard catch	65	90, Josh McGrigg vs. Bucknell (9.22.2018)
Forced 5 TO	40	6 at Lehigh (9.4.2021)	100+ yard catch	1,206	NEVER
Forced 6+ TO	40	6 at Lehigh (9.4.2021)	3 receiving TDs	153	3, Norman White vs. Stephen F.A. (12.4.2010)
Committed 5+ TO	12	5 at UAlbany (9.30.2023)	4 receiving TDs	23	4, Jaaron Hayek vs. Maine (10.1.2022)
4+ interceptions	40	4 at Lehigh (9.4.2021)	5 receiving TDs	549	5, Mike Siani vs. Xavier (10.30.1971)
Forced 2 fumbles	27	2 vs. Lehigh (9.2.2022)	<b>SPECIAL TEAMS</b>		
Forced 3 fumbles	34	3 vs. Rhode Island (10.23.2021)	50+ yard field goal	289	50, Casey Hannon vs. JMU (10.1.1999)
Forced 4+ fumbles	111	4 vs. Rhode Island (10.11.2014)	45-49 yard field goal	4	46, Matthew Mercurio at S. Dak. St. (12.9.2023)
Recovered 2 fumbles	17	2 vs. Delaware (11.19.22)	<b>40-44 yard field goal</b>	<b>3</b>	<b>42, Ethan Gettman vs. YSU (8.29.2024)</b>
Recovered 3+ fumbles	34	3 vs. Rhode Island (10.23.2021)	Made 3+ field goals	11	3, Matthew Mercurio at N.C. A&T (10.7.2023)
2+ defensive TDs	60	2 INT returns vs. Richmond (11.3.2018)	Made 7+ PATs	39	7, William Bartel vs. Bucknell (9.11.2021)
Defense/ST TDs	77	2 INT returns/1 PR vs. Lafayette (9.16.2017)	Missed PAT	9	1, Matthew Mercurio vs. Stony Brook (10.28.2023)
Consecutive games non-off. TD	55	3 straight, vs. Colgate/Lehigh/Bucknell (8.24 - 9.14.2019)	70+ yard punt	4	71, Nathan Fondacaro at S. Dak. St. (12.9.2023)
5 total TD's in a game	6	5 at Delaware (11.18.2023)	<b>60-69 yard punt</b>	<b>3</b>	<b>62, Ethan Gettman vs. YSU (8.29.2024)</b>
6 total TD's in a game	5	6 vs. Youngstown State (12.2.2023)	Kickoff return TD	48	100, Nowoola Awopetu vs. Richmond (11.9.2019)
7+ total TD's in a game	9	7 vs. Stony Brook (10.28.2023)	Punt return TD	35	15, TD Ayo-Durojaiye at UAlbany (10.16.2021)
<b>Recovered onside kick</b>	<b>0</b>	<b>at Maryland (9.21.2024)</b>	2+ kick return TD	1,206	NEVER
Defensive 2-point conv.	336	vs. William & Mary (10.28.1995)	Start game kick return TD	47	100, Nowoola Awopetu vs. Richmond (11.9.2019)
Walk-Off Win	21	vs. UAlbany (10.22.2022)	Consecutive games non-off. TD	??	Has not happened since FB reinstated in 1985
<b>RUSHING</b>			2-point conversion	17	Connor Watkins (rush) vs. Delaware (11.19.22)
<b>100-199</b>	<b>1</b>	<b>141, Isaiah Ragland vs. Towson (9.14.2024)</b>	Blocked a PAT	13	John Rhodan vs. Rhode Island (9.23.2023)
200-299	121	214, John Robertson vs. Maine (10.26.2013)	<b>Blocked a FG</b>	<b>1</b>	<b>JR Strauss vs. Towson (9.14.2024)</b>
300+	1,206	NEVER	Blocked a punt	17	Richie Kimmel vs. Delaware (11.19.22)
2 players 100+	10	Ragland (126), Watkins (125) vs. Elon (10.14.2023)	TD on blocked FG	125	73, Craig James vs. Stony Brook (9.28.2013)
30+ attempts	117	34, John Robertson vs. Syracuse (8.29.2014)	TD on blocked punt	34	TD Ayo-Durojaiye at UAlbany (10.16.2021)
Consecutive 100+	20	3 straight, TD Ayo-Durojaiye (10.15 - 10.29.2022)	<b>DEFENSE</b>		
Consecutive 200+	121	2 straight, John Robertson (10.19 - 10.26.2013)	<b>10-14 tackles</b>	<b>0</b>	<b>10, Ethan Potter at Maryland (9.21.2024)</b>
50-59 yard rush	6	55, Jalen Jackson at Delaware (11.18.2023)	15-19 tackles	22	15, Shane Hartzell at Richmond (10.15.2022)
<b>60-69 yard rush</b>	<b>1</b>	<b>65, Isaiah Ragland vs. Towson (9.14.2024)</b>	20+ tackles	28	21, Forrest Rhyne vs. S. Dakota St. (12.11.2021)
70-79 yard rush	21	75, Connor Watkins vs. Hampton (10.29.2022)	5+ TFL	190	5.5, Greg Miller vs. Richmond (9.27.2008)
80-89 yard rush	31	83, Justin Covington vs. Stony Brook (11.13.2021)	3+ sacks	85	3.5, Ed Shockley vs. UAlbany (10.22.2016)
90-99 yard rush	408	90, Mike Jones vs. Columbia (9.23.1989)	2+ interceptions	39	Christian Benford vs. Bucknell (9.11.2021)
100+ yard rush	1,143	110, John Powers vs. Fordham (10.15.1902)	3+ fumble recoveries	235	3, Darrell Adams vs. James Madison (9.17.2004)
3 rushing TDs	10	3, TD Ayo-Durojaiye vs. Elon (10.14.2023)	2 fumble recoveries	60	2, Chucky Smith vs. Richmond (11.3.2018)
4 rushing TDs	42	4, Justin Covington at Maine (4.3.2021)	INT return TD	6	1, Danny Abraham at Delaware (11.18.2023)
			2 INT return TDs	60	Nowoola Awopetu vs. Richmond (11.3.2018)
			Fumble return TD	74	Jaquan Amos vs. Maine (10.7.2017)

# VILLANOVA FOOTBALL GAME NOTES

## THE LAST TIME THE OPPONENT

OPPONENT	SPAN OF GAMES	LAST TIME	OPPONENT	SPAN OF GAMES	LAST TIME
<b>Scoring</b>			<b>RECEIVING</b>		
50-59	232	51 by New Hampshire (10.2.2004)	100-199 yards	0	157 by Tai Felton, Maryland (9.21.2024)
60-69	1,022	62 by Army (11.15.1919)	200+ yards	73	205 by Korte Weeks, Elon (10.28.2017)
70-79	1,071	71 by Penn State (11.9.1912)	3 players 100+	45	Turner (173), Schwebel (119), Conner (102), SELA (11.30.2019)
80+	808	83 by Army (11.4.1944)	2 players 100+	37	Washington (148), Dotson (117), Penn State (9.25.2021)
<10	2	3 by Colgate (9.7.2024)	10+ receptions	0	14 by Tai Felton, Maryland (9.21.2024)
<7	2	3 by Colgate (9.7.2024)	50-59 yard catch	14	58 by Kobe Hudson (9.16.2023)
<b>Rushing</b>			60-69 yard catch	0	61 by Tai Felton, Maryland (9.21.2024)
300+ Yards	19	371 by William & Mary (11.12.2022)	70-79 yard catch	64	76 by Shane Leatherbury, Towson (9.15.2018)
400+ Yards	36	472 by Army West Point (9.17.2022)	80-89 yard catch	35	83 by KeAndre Lambert-Smith, Penn State (9.25.2021)
<100 Yards	2	86 by Colgate (9.7.2024)	90-99 yard catch	167	98 by Cameron Dohse, W&M (12.11.2009)
<0 Yards	39	-12 by Lehigh (9.4.2021)	100+ yard catch	1,206	NEVER
<b>Passing</b>			3+ touchdowns	223	3 by David Ball, UNH (10.1.2005)
300-399 Yards	0	338 by Maryland (9.21.2024)	<b>SPECIAL TEAMS</b>		
400-499 Yards	37	429 by Penn State (9.25.2021)	50+ yard field goal	63	52 by Kenny Doak, Maine (10.6.2018)
500-599 Yards	45	508 by Southeastern La. (11.30.2019)	40-49 yard field goal	0	46 by Jack Howes, Maryland (9.21.2024)
<b>Total Offense</b>			Made 3 field goals	50	3 by Nick Courtney, Stony B. (10.26.19)
500-599 Yards	18	582 William & Mary (11.12.2022)	Made 4+ field goals	141	4 by Sean Baner, Delaware (11.19.2011)
600-699 Yards	14	600 by UCF (9.16.2023)	Made 7+ PATs	24	7 by Vincenzo Rea, Monmouth (9.24.2022)
700+ Yards	414	708 by New Hampshire (11.5.1988)	Missed PAT	13	1 by Ty Groff (blocked), URI (9.23.2023)
<200 Yards	11	172 by N.C. A&T (10.7.2023)	70+ yard punt	18	75 by Ben Dinkel, Delaware (11.19.2022)
<100 Yards	10	99 by Elon (10.14.2023)	60-69 yard punt	2	60 by Shelby Pruett, Colgate (9.7.2024)
30+ first downs	14	31 by UCF (9.16.2023)	Kickoff return TD	11	94 by Taymon Cooke, N.C. A&T (10.7.2023)
100+ penalty yards	21	115 by UAlbany (10.22.2022)	Punt return TD	4	45 by Matthew Durrance, S. D. St. (12.9.2023)
2 fumbles lost	17	2 by Delaware (11.19.2022)	2 Punt Return TDs	62	89/81 by D'Angelo Amos, JMU (10.13.2018)
3+ fumbles lost	34	3 by Rhode Island (10.23.2021)	2+ kick return TD	??	Believed to be never based on available data
Scored a safety	21	1 by UAlbany (10.22.2022)	Start game kick return TD	93	98 by Brandon Ravenel, JMU (11.21.2015)
4+ interceptions	33	4 by William & Mary (10.30.2021)	Recovered onside kick	8	New Hampshire (11.4.2023)
Forced 2 fumbles	1	2 by Towson (9.14.2024)	2-point conversion	5	Bryce Oliver, Youngstown St. (12.2.2023)
Forced 3 fumbles	11	3 by North Carolina A&T (10.7.2023)	Blocked a PAT	9	Jalen Hoyle, Stony Brook (10.28.2023)
Forced 4+ fumbles	12	5 by UAlbany (9.30.2023)	Blocked a FG	0	Dillon Fontus, Maryland (9.21.2024)
2 non-offensive TDs	64	2 punt returns by JMU (10.13.2018)	Blocked a punt	4	Matthew Durrance, S. Dak. St. (12.9.2023)
2 defensive TDs	93	2 (IR/FR) by JMU (11.21.2015)	TD on blocked FG	68	74 by Kimere Brown, Temple (9.1.2018)
Defense/ST TDs	93	3 (KOR/IR/FR) by JMU (11.21.2015)	TD on blocked punt	4	45 by Matthew Durrance, S. D. St. (12.9.2023)
Offense/ST TDs	93	2 by Brandon Ravenel (KOR, receiving), JMU (11.21.2015)	<b>DEFENSE</b>		
3+ TD's in a game	25	3 by Tyhier Tyler, Army West Point (9.17.2022)	10-14 tackles	2	11 by Cole Kozlowski, Colgate (9.7.2024)
<b>RUSHING</b>			15+ tackles	25	15 by Antwan Spencer, LIU (9.10.2022)
100-199	1	135 by Devin Matthews, Towson (9.14.2024)	5+ TFL	49	5.0 by John Daka, JMU (10.12.2019)
200-299	24	211 by Jaden Shirden, Monmouth (9.24.2022)	3+ sacks	12	3.0 by A.J. Simon, UAlbany (9.30.2023)
300+	1,206	NEVER	2+ interceptions	25	3 by Victor Nelson Jr., LIU (9.10.2022)
2 players 100+	129	Maysonet (160), Coker (107), Stony B. (11.24.2012)	3 interceptions	25	3 by Victor Nelson Jr., LIU (9.10.2022)
30+ attempts	83	33 by Khalid Abdullah, JMU (11.12.2016)	2+ fumble recoveries	33	2 by Semaj Brown, UAlbany (10.16.2021)
50-59 yard rush	18	55 by Darius Wilson, W&M (11.12.2022)	INT return TD	49	MJ Hampton, JMU (10.12.2019)
60-69 yard rush	4	66 by Isaiah Davis, S. Dak. St. (12.9.2023)	Fumble return TD	64	Troy Vincent, Towson (9.15.2018)
70-79 yard rush	1	70 by Devin Matthews, Towson (9.14.2024)			
80-89 yard rush	220	85 by Jayson Davis, URI (10.22.2005)			
90+ yard rush	242	95 by Wendall Williams, URI (10.11.2003)			
3 rushing TDs	25	3 by Tyhier Tyler, Army West Point (9.17.2022)			
4 rushing TDs	43	4 by Kevin Brown Jr., URI (3.13.2021)			
<b>PASSING</b>					
300-399 yards	0	328 by Billy Edwards Jr., Maryland (9.21.2024)			
400-499 yards	37	401 by Sean Clifford, Penn St. (9.25.2021)			
500+ yards	272	538 by Ricky Santos, UNH (10.2.2004)			
40-49 attempts	5	44 by Mitch Davidson, YSU (12.2.2023)			
50+ attempts	17	59 by Nolan Henderson, Delaware (11.19.2022)			
30-39 completions	17	37 by Nolan Henderson, Delaware (11.19.2022)			
40+ completions	170	42 by Pat Devlin, Delaware (11.21.2009)			
3 passing TDs	5	3 by Mitch Davidson, YSU (12.2.2023)			
4 passing TDs	37	4 by Sean Clifford, Penn State (9.25.2021)			
5 passing TDs	192	5 by Pat White, West Virginia (8.30.2008)			
6 passing TDs	232	6 by Ricky Santos, UNH (10.2.2004)			
50-59 yard pass	14	58 by Timmy McClain, UCF (9.16.2023)			
60-69 yard pass	0	61 by Tai Felton, Maryland (9.21.2024)			
70-79 yard pass	65	76 by Tom Flacco, Towson (9.15.2018)			
80-89 yard pass	37	83 by Sean Clifford, Penn State (9.25.2021)			
90-99 yard pass	167	98 by R.J. Archer, W&M (12.11.2009)			
100+ yard pass	1,206	NEVER			



# VILLANOVA FOOTBALL GAME NOTES

## CAREER HIGHS

### TEMI AJIROTUTU

Tackles 1 at UCF (9.16.23)

### DAVID AVIT

**Rush Attempts** 7 vs. Towson (9.14.24)  
7 at Maryland (9.21.24)  
**Rushing Yards** 42 vs. YSU (8.29.24)  
**Long Rush** 20 vs. YSU (8.29.24)  
**Total Offense — Plays** 7 vs. Towson (9.14.24)  
7 at Maryland (9.21.24)  
**Total Offense — Yards** 42 vs. YSU (8.29.24)  
**All-Purpose Yards** 42 vs. YSU (8.29.24)

### BRENDAN BELL

**All-Purpose Yards** 17 at New Hampshire (11.4.23)  
**Interceptions** 1 at New Hampshire (11.4.23)  
**Long INT Return** 17 at New Hampshire (11.4.23)  
**Punt Returns** 1 at UAlbany (10.16.21)  
**Punt Return Yards** 28 at UAlbany (10.16.21)  
**Long Punt Return** 28 at UAlbany (10.16.21)  
**Tackles** 14 at New Hampshire (11.4.23)  
**Tackles For Loss** 3.0 vs. Delaware (11.19.22)  
**Sacks** 1.0 vs. Rhode Island (9.23.23)  
1.0 at Delaware (11.18.23)

### **Pass Breakups** 1, 6x

**Forced Fumbles** 1 at New Hampshire (11.4.23)  
1 at South Dakota St. (12.9.23)  
**Fumble Recoveries** 1 at LIU (9.10.22)  
**Quarterback Hurries** 3 vs. Youngstown St. (12.2.23)  
**Blocked Kicks (Punt)** 1 at UAlbany (10.16.21)

### MICHAEL BENINCASA

**Rush Attempts** 1 at Juniata (10.15.22)  
**Rushing Yards** 8 at Juniata (10.15.22)  
**Long Rush** 8 at Juniata (10.15.22)  
**Pass Attempts** 1 at McDaniel (9.17.22)  
**Total Offense - Plays** 1 at McDaniel (9.17.22)  
1 at Juniata (10.15.22)  
**Total Offense - Yards** 8 at Juniata (10.15.22)  
**All-Purpose Yards** 8 at Juniata (10.15.22)

### DAMILL BOSTIC

**Tackles** 1 at Colgate (9.7.24)

### ETHAN CARR

**Pass Attempts** 1 at William & Mary (11.12.22)  
**Total Offense - Plays** 1 at W&M (11.12.22)

### NOLAN CLAYTON

**Receptions** 1 at Colgate (9.7.24)  
**Receiving Yards** 15 at Colgate (9.7.24)  
**Long Reception** 15 at Colgate (9.7.24)  
**All-Purpose Yards** 15 at Colgate (9.7.24)

### CHRIS COLBY

**Receptions** 1 at Maryland (9.21.24)  
**Receiving Yards** 24 at Maryland (9.21.24)  
**Long Reception** 24 at Maryland (9.21.24)  
**All-Purpose Yards** 24 at Maryland (9.21.24)

### LUKE DALY

**Receptions** 2 vs. Towson (9.14.24)  
**Receiving Yards** 45 vs. YSU (12.2.23)  
**Long Reception** 45 vs. YSU (12.2.23)  
**All-Purpose Yards** 45 vs. YSU (12.2.23)

### ZAHMIR DAWUD

**All-Purpose Yards** 2 vs. YSU (8.29.24)  
**Interceptions** 1 vs. YSU (8.29.24)  
**Long INT Return** 2 vs. YSU (8.29.24)  
**Tackles** 4 vs. YSU (8.29.24)  
4 vs. Towson (9.14.24)  
**Tackles For Loss** 1.0 at Colgate (9.7.24)  
**Forced Fumbles** 1 vs. YSU (8.29.24)  
**Pass Breakups** 1 vs. Stony Brook (10.28.23)

### NEWTON ESSIEM

**Tackles** 1 at Colgate (9.7.24)  
1 at Maryland (9.21.24)

### TIMMY FURGESON

**Tackles** 8 at Army West Point (9.17.22)  
**Tackles For Loss** 1.0 vs. Rhode Island (3.13.21)  
1.0 at Maine (4.3.21)  
**Sacks** 1.0 vs. Rhode Island (3.13.21)  
1.0 at Maine (4.3.21)  
**Forced Fumbles** 1 at Maine (4.3.21)  
**Fumble Recoveries** 1 vs. Monmouth (9.24.22)  
**Quarterback Hurries** 1 vs. Bucknell (9.11.21)

### ETHAN GETTMAN

**Points** 13 vs. Campbell (11.5.22)  
**Points by Kicking** 13 vs. Campbell (11.5.22)  
**PATs Made** 8 vs. Southern Conn. St. (10.8.22)  
**PATs Attempted** 8 vs. Southern Conn. St. (10.8.22)  
**Field Goals Made** 3 vs. Char. So. (10.15.22)  
3 vs. Campbell (11.5.22)  
3 at Princeton (9.23.23)  
**Field Goals Attempted** 4 vs. Char. So. (10.15.22)  
**Long Field Goal** 56 vs. Campbell (11.5.22)  
**Rush Attempts** 1 at UNLV (9.2.23)  
**Rushing Yards** -23 at UNLV (9.2.23)  
**Total Offense — Plays** 1 at UNLV (9.2.23)  
**Total Offense — Yards** -23 at UNLV (9.2.23)  
**Punts** 6 at Akron (9.18.21)  
6 vs. Towson (9.14.24)  
**Punting Yards** 232 vs. Towson (9.14.24)  
**Long Punt** 82 vs. Saint Francis (Pa.) (10.16.21)  
**Kickoffs** 9 vs. Southern Conn. St. (10.8.22)  
9 vs. Campbell (11.5.22)  
**Kickoff Yards** 578 vs. Southern Conn. St. (10.8.22)  
**Kickoff Average** 65.7 (7 KO) at Holy Cross (11.12.22)  
**Touchbacks** 7 vs. Southern Conn. St. (10.8.22)

### JULIAN GLANTZ

**Rush Attempts** 2 vs. Stony Brook (10.28.23)  
**Rushing Yards** 9 at Maine (10.1.22)  
**Long Rush** 9 at Maine (10.1.22)  
**Receptions** 1 vs. Stony Brook (10.28.23)  
**Receiving Yards** -3 vs. Stony Brook (10.28.23)  
**Long Reception** -3 vs. Stony Brook (10.28.23)  
**Total Offense - Plays** 2 vs. Stony Brook (10.28.23)  
**Total Offense** 9 at Maine (10.1.22)  
**All-Purpose Yards** 9 at Maine (10.1.22)  
**Tackles** 1 at N.C. A&T (10.7.23)  
1 vs. Stony Brook (10.28.23)

### JALEN GOODMAN

**Points** 6 at Maine (10.1.22)  
**Touchdowns** 6 at Maine (10.1.22)  
**All-Purpose Yards** 81 vs. Rhode Island (9.23.23)  
**Interceptions** 1 at Maine (10.1.22)  
1 vs. Rhode Island (9.23.23)  
**Long INT Return** 81 vs. Rhode Island (9.23.23)  
**INT Return TDs** 1 at Maine (10.1.22)  
**Tackles** 13 vs. Rhode Island (3.13.21)  
**Tackles For Loss** 1.5 vs. Bucknell (9.11.21)  
**Forced Fumbles** 1 at Maine (4.3.21)  
1 vs. Monmouth (9.24.22)  
**Fumble Recoveries** 1 vs. Rhode Island (9.23.23)  
1 at South Dakota State (12.9.23)  
**Pass Breakups** 2 at Southeastern La. (11.30.19)  
**Quarterback Hurries** 1 at Elon (11.6.21)

### JASON HALL

**Kickoff Returns** 1 vs. Towson (11.11.23)  
**Kickoff Return Yards** 0 vs. Towson (11.11.23)  
**Long Kickoff Return** 0 vs. Towson (11.11.23)  
**Tackles** 1 vs. YSU (8.29.24)  
1 at Colgate (9.7.24)

### SHANE HARTZELL

**All-Purpose Yards** 19 at New Hampshire (11.4.23)  
**Interceptions** 1 at New Hampshire (11.4.23)  
**Long INT Return** 19 at New Hampshire (11.4.23)  
**Tackles** 15 at Richmond (10.15.22)  
**Tackles For Loss** 2.0 at Richmond (10.15.22)  
2.0 vs. Delaware (11.19.22)  
**Sacks** 1.0, 8x  
**Forced Fumbles** 1 at LIU (9.10.22)  
1 at Maryland (9.21.24)  
**Pass Breakups** 1 at UAlbany (9.30.23)  
1 at Delaware (11.18.23)  
1 vs. Youngstown St. (12.2.23)  
**Quarterback Hurries** 3 vs. Youngstown St. (12.2.23)

### NATE HILL

**Receptions** 1 vs. Rhode Island (9.23.23)  
1 at Maryland (9.21.24)  
**Receiving Yards** 6 vs. Rhode Island (9.23.23)  
6 at Maryland (9.21.24)  
**Long Reception** 6 vs. Rhode Island (9.23.23)  
6 at Maryland (9.21.24)  
**All-Purpose Yards** 6 vs. Rhode Island (9.23.23)  
6 at Maryland (9.21.24)

# VILLANOVA FOOTBALL GAME NOTES

## CAREER HIGHS

### AYDEN HOWARD

<b>Tackles</b>	<b>6 at Maryland (9.21.24)</b>
Tackles For Loss	1.5 at Lehigh (9.2.23)
<b>Sacks</b>	<b>1.0 vs. YSU (8.29.24)</b>
<b>Pass Breakups</b>	<b>1 vs. Towson (11.11.23)</b>
	<b>1 at Colgate (9.7.24)</b>
Quarterback Hurries	1 vs. UAlbany (10.22.22)

### TURNER INGE

Tackles	5 vs. Rhode Island (9.23.23)
Tackles For Loss	2.0 vs. Rhode Island (9.23.23)
Sacks	1.0 vs. Stony Brook (10.28.23)

### ANTONIO JOHNSON

Points	6 vs. Colgate (9.9.23)
Touchdowns	1 vs. Colgate (9.9.23)
Receptions	2 at Lehigh (9.2.23)
	2 vs. Elon (10.14.23)
	2 vs. Youngstown St. (12.2.23)
Receiving Yards	40 vs. Youngstown St. (12.2.23)
Receiving Touchdowns	1 vs. Colgate (9.9.23)
Long Reception	34 vs. Youngstown St. (12.2.23)
All-Purpose Yards	40 vs. Youngstown St. (12.2.23)
Tackles	1 at UCF (9.16.23)

### COLIN KENNEDY

Tackles	3 vs. Stony Brook (10.28.23)
---------	------------------------------

### MIKE KENNEDY

<b>Tackles</b>	<b>1 at UCF (9.16.23)</b>
	<b>1 vs. Towson (9.14.24)</b>
	<b>1 at Maryland (9.21.24)</b>

### RICHIE KIMMEL

Punt Returns	1 vs. Delaware (11.19.22)
Punt Return Yards	16 vs. Delaware (11.19.22)
Long Punt Return	16 vs. Delaware (11.19.22)
All-Purpose Yards	16 vs. Delaware (11.19.22)
<b>Interceptions</b>	<b>1 vs. YSU (8.29.24)</b>
<b>Long INT Return</b>	<b>0 vs. YSU (8.29.24)</b>
<b>Tackles</b>	<b>10 vs. YSU (8.29.24)</b>
Tackles For Loss	1.5 at New Hampshire (11.4.23)
<b>Sacks</b>	<b>0.5 vs. Towson (9.14.24)</b>
<b>Fumble Recoveries</b>	<b>1 at Lehigh (9.2.23)</b>
	<b>1 vs. YSU (8.29.24)</b>
<b>Long Fumble Return</b>	<b>1 vs. YSU (8.29.24)</b>
Pass Breakups	1 vs. Rhode Island (9.23.23)
<b>Quarterback Hurries</b>	<b>1, 4x</b>
Blocked Kicks (Punt)	1 vs. Delaware (11.19.22)

### LUCAS KOPECKY

<b>Receptions</b>	<b>1 at Maryland (9.21.24)</b>
<b>Receiving Yards</b>	<b>9 at Maryland (9.21.24)</b>
<b>Long Reception</b>	<b>9 at Maryland (9.21.24)</b>
<b>All-Purpose Yards</b>	<b>9 at Maryland (9.21.24)</b>

### DALE LAW

Tackles	1 at Lehigh (9.2.23)
	1 vs. Stony Brook (10.28.23)

### DANIEL LOPES

Points	6 at William & Mary (11.12.22)
Touchdowns	1 at William & Mary (11.12.22)
<b>Receptions</b>	<b>3 at Colgate (9.7.24)</b>
Receiving Yards	42 at William & Mary (11.12.22)
Receiving Touchdowns	1 at W&M (11.12.22)
Long Reception	39 at William & Mary (11.12.22)
All-Purpose Yards	39 at William & Mary (11.12.22)
Tackles	1 at Lehigh (9.2.23)

### JA'BRIEL MACE

Rush Attempts	13 vs. Towson (11.11.23)
Rushing Yards	76 vs. Towson (11.11.23)
Long Rush	28 vs. Towson (11.11.23)
<b>Receptions</b>	<b>2 at Colgate (9.7.24)</b>
<b>Receiving Yards</b>	<b>35 vs. YSU (8.29.24)</b>
<b>Long Reception</b>	<b>35 vs. YSU (8.29.24)</b>
Total Offense - Plays	13 vs. Towson (11.11.23)
Total Offense - Yards	76 vs. Towson (11.11.23)
All-Purpose Yards	77 vs. Towson (11.11.23)

### TANNER MADDOCKS

<b>Points</b>	<b>6 at Maryland (9.21.24)</b>
<b>Touchdowns</b>	<b>1 at Maryland (9.21.24)</b>
Rush Attempts	2 vs. Rhode Island (9.23.23)
Rushing Yards	12 vs. Stony Brook (10.28.23)
<b>Rushing Touchdowns</b>	<b>1 at Maryland (9.21.24)</b>
Long Rush	12 vs. Stony Brook (10.28.23)
<b>Pass Attempts</b>	<b>4 vs. Stony Brook (10.28.23)</b>
	<b>4 at Maryland (9.21.24)</b>
<b>Pass Completions</b>	<b>4 vs. Stony Brook (10.28.23)</b>
	<b>4 at Maryland (9.21.24)</b>
<b>Passing Yards</b>	<b>50 at Maryland (9.21.24)</b>
Long Pass	40 vs. Stony Brook (10.28.23)
<b>Total Offense - Plays</b>	<b>5 vs. Stony Brook (10.28.23)</b>
	<b>5 at Maryland (9.21.24)</b>
<b>Total Offense - Yards</b>	<b>58 at Maryland (9.21.24)</b>
All-Purpose Yards	12 vs. Stony Brook (10.28.23)

### CAPRI MARTIN

Tackles	5 vs. Stony Brook (10.28.23)
	<b>5 vs. Towson (9.14.24)</b>
<b>Tackles For Loss</b>	<b>1.0 vs. Towson (9.14.24)</b>
<b>Sacks</b>	<b>1.0 vs. Towson (9.14.24)</b>
<b>Forced Fumbles</b>	<b>1 vs. Towson (9.14.24)</b>
<b>Quarterback Hurries</b>	<b>1 vs. Colgate (9.9.23)</b>
	<b>1 at Colgate (9.7.24)</b>
	<b>1 vs. Towson (9.14.24)</b>

### NIGEL MCSWEEN

Tackles	3 vs. Towson (9.14.24)
Tackles For Loss	1.0 vs. Towson (9.14.24)
Sacks	1.0 vs. Towson (9.14.24)

### KENYON MILES

<b>Receptions</b>	<b>2 vs. YSU (8.29.24)</b>
	<b>2 vs. Towson (9.14.24)</b>
	<b>2 at Maryland (9.21.24)</b>
Receiving Yards	20 at UAlbany (9.30.23)
Long Reception	20 at UAlbany (9.30.23)
All-Purpose Yards	20 at UAlbany (9.30.23)

### TYRELL MIMS

All-Purpose Yards	0 at LIU (9.10.22)
	0 vs. UAlbany (10.22.22)
	0 at Lehigh (9.2.23)
<b>Interceptions</b>	<b>1 at LIU (9.10.22)</b>
	1 vs. UAlbany (10.22.22)
	1 at Lehigh (9.2.23)
<b>Long INT Return</b>	<b>0 at LIU (9.10.22)</b>
	0 vs. UAlbany (10.22.22)
	0 at Lehigh (9.2.23)
<b>Tackles</b>	<b>6 vs. Richmond (10.15.22)</b>
	6 at Lehigh (9.2.23)
<b>Tackles For Loss</b>	<b>1, 4x</b>
<b>Sacks</b>	<b>1.0 at N.C. A&amp;T (10.7.23)</b>
<b>Fumble Recoveries</b>	<b>1 at Army West Point (9.17.22)</b>
	1 at Towson (11.5.22)
<b>Pass Breakups</b>	<b>2 vs. UAlbany (10.22.22)</b>
	2 vs. Delaware (11.19.22)
<b>Quarterback Hurries</b>	<b>1 at LIU (9.10.22)</b>
<b>Blocked Kicks (Punt)</b>	<b>1 vs. William &amp; Mary (10.30.21)</b>

### KALEB MOODY

Points	6 at Columbia (11.4.23)
Touchdowns	1 at Columbia (11.4.23)
Punt Returns	1 at Columbia (11.4.23)
Punt Return Yards	24 at Columbia (11.4.23)
Long Punt Return	10 at Columbia (11.4.23)
Interceptions	2 at Columbia (11.4.23)
Long INT Return	0 at Columbia (11.4.23)
All Purpose Yards	24 at Columbia (11.4.23)
Tackles	10 vs. Brown (9.22.23)
Tackles For Loss	1.5 vs. Dartmouth (10.28.23)
Sacks	1.0 at Dartmouth (10.28.23)
Forced Fumbles	1 vs. Dartmouth (10.28.23)
<b>Pass Breakups</b>	<b>2 vs. St. Thomas (Minn.) (9.16.23)</b>
	2 vs. Penn (11.11.23)
<b>Blocked Kicks (Punt)</b>	<b>2 vs. Merrimack (9.16.22)</b>

### JAMES MOTT

<b>Pass Attempts</b>	<b>3 at Lehigh (9.2.23)</b>
<b>Pass Completions</b>	<b>2 at Lehigh (9.2.23)</b>
<b>Passing Yards</b>	<b>9 at Lehigh (9.2.23)</b>
Long Pass	6 at Lehigh (9.2.23)
<b>Total Offense - Plays</b>	<b>3 at Lehigh (9.2.23)</b>
<b>Total Offense - Yards</b>	<b>9 at Lehigh (9.2.23)</b>

### DANIEL MUELLER

Kickoffs	1 at Lehigh (9.2.23)
Kickoff Yards	53 at Lehigh (9.2.23)
Kickoff Average	53.0 at Lehigh (9.2.23)

### IVAN MURRAY

<b>Tackles</b>	<b>1 at Maryland (9.21.24)</b>
----------------	--------------------------------

### JORDAN NELSON

All-Purpose Yards	0 at Delaware (11.18.23)
Interceptions	1 at Delaware (11.18.23)
Long INT Return	0 at Delaware (11.18.23)
Tackles	4 vs. Stony Brook (10.28.23)
Tackles For Loss	1.0 at Lehigh (9.2.23)
Pass Breakups	1 vs. Towson (11.11.23)
Quarterback Hurries	2 vs. Lehigh (9.2.22)

# VILLANOVA FOOTBALL GAME NOTES

## CAREER HIGHS

### OBINNA NWOBODO

<b>Tackles</b>	<b>4 vs. Towson (9.14.24)</b>
Tackles For Loss	1.0 at Delaware (11.18.23)
<b>Sacks</b>	<b>0.5 vs. Towson (9.14.24)</b>
Quarterback Hurries	1 vs. Colgate (9.9.23)
	<b>1 vs. Towson (9.14.24)</b>
<b>Blocked Kicks (FG)</b>	<b>1 vs. Towson (9.14.24)</b>

### JOSH OLUREMI

Tackles	1, 7x
---------	-------

### CHANDON PIERRE

Tackles	5 at South Dakota (10.9.21)
Tackles For Loss	1.0, 7x
Sacks	1.0 vs. Southern Illinois (2.20.21)
	1.0 at UAlbany (9.30.23)
	1.0 at N.C. A&T (10.7.23)
Forced Fumbles	1 vs. Southern Illinois (2.20.21)
Quarterback Hurries	1 vs. Missouri State (4.24.21)
	<b>1 vs. YSU (8.29.24)</b>

### ETHAN POTTER

Kick Returns	1 vs. Delaware (11.19.22)
Kick Return Yards	24 vs. Delaware (11.19.22)
Long Kick Return	24 vs. Delaware (11.19.22)
All-Purpose Yards	1 vs. Holy Cross (12.3.21)
Interceptions	1 vs. Holy Cross (12.3.21)
Long INT Return	1 vs. Holy Cross (12.3.21)
Tackles	11 at Maine (10.1.22)
	11 at Richmond (10.15.22)
Tackles For Loss	2.5 at Richmond (10.15.22)
Sacks	0.5 at Richmond (10.15.22)
<b>Pass Breakups</b>	<b>1, 10x</b>
Forced Fumbles	1 at Towson (11.5.22)
Fumble Recoveries	1 vs. Rhode Island (10.23.21)
<b>Quarterback Hurries</b>	<b>1, 5x</b>

### ISAIAH RAGLAND

<b>Points</b>	<b>6 vs. YSU (8.29.24)</b>
	<b>6 at Colgate (9.7.24)</b>
<b>Touchdowns</b>	<b>1 vs. YSU (8.29.24)</b>
	<b>1 at Colgate (9.7.24)</b>
<b>Rush Attempts</b>	<b>17 vs. Towson (9.14.24)</b>
Rushing Yards	<b>141 vs. Towson (9.14.24)</b>
<b>Rushing Touchdowns</b>	<b>1 vs. YSU (8.29.24)</b>
	<b>1 at Colgate (9.7.24)</b>
<b>Long Rush</b>	<b>65 vs. Towson (9.14.24)</b>
<b>Receptions</b>	<b>2 at Colgate (9.7.24)</b>
	<b>2 at Maryland (9.21.24)</b>
Receiving Yards	30 at Maryland (9.21.24)
Long Reception	24 at Maryland (9.21.24)
Total Offense - Plays	17 vs. Towson (9.14.24)
Total Offense - Yards	141 vs. Towson (9.14.24)
All-Purpose Yards	141 vs. Towson (9.14.24)

### GARRETT ROGAN

Tackles	1 vs. Stony Brook (10.28.23)
---------	------------------------------

### JAYLAN SANCHEZ

<b>Points</b>	<b>12 at N.C. A&amp;T (10.7.23)</b>
	<b>12 vs. Towson (9.14.24)</b>
<b>Touchdowns</b>	<b>2 at N.C. A&amp;T (10.7.23)</b>
	<b>2 vs. Towson (9.14.24)</b>
<b>Rush Attempts</b>	<b>1 at William &amp; Mary (11.12.22)</b>
	<b>1 vs. YSU (8.29.24)</b>
	<b>1 vs. Towson (9.14.24)</b>
<b>Rushing Yards</b>	<b>16 vs. YSU (8.29.24)</b>
<b>Long Rush</b>	<b>16 vs. YSU (8.29.24)</b>
Receptions	6 at N.C. A&T (10.7.23)
Receiving Yards	158 at N.C. A&T (10.7.23)
<b>Receiving Touchdowns</b>	<b>2 at N.C. A&amp;T (10.7.23)</b>
	<b>2 vs. Towson (9.14.24)</b>
Long Reception	68 vs. Colgate (9.9.23)
Kickoff Returns	2 at William & Mary (11.12.22)
Kickoff Return Yards	39 at W&M (11.12.22)
Long Kickoff Return	30 vs. Hampton (10.29.22)
<b>Total Offense — Plays</b>	<b>1 at W&amp;M (11.12.22)</b>
	<b>1 vs. YSU (8.29.24)</b>
	<b>1 vs. Towson (9.14.24)</b>
Total Offense	-9 at William & Mary (11.12.22)
All-Purpose Yards	157 at N.C. A&T (10.7.23)

### CHRISTIAN SAPP

<b>Kick Returns</b>	<b>4 vs. Towson (9.14.24)</b>
<b>Kick Return Yards</b>	<b>64 vs. Towson (9.14.24)</b>
<b>Long Kickoff Return</b>	<b>42 vs. YSU (8.29.24)</b>
<b>All-Purpose Yards</b>	<b>64 vs. Towson (9.14.24)</b>
<b>Interceptions</b>	<b>1 at New Hampshire (11.4.23)</b>
	<b>1 vs. Youngstown State (12.2.23)</b>
	<b>1 at Colgate (9.7.24)</b>
<b>Long INT Return</b>	<b>0 at New Hampshire (11.4.23)</b>
	<b>0 vs. Youngstown State (12.2.23)</b>
	<b>0 at Colgate (9.7.24)</b>
<b>Tackles</b>	<b>6 vs. Towson (9.14.24)</b>
<b>Tackles For Loss</b>	<b>1.0, 5x</b>
Pass Breakups	1 vs. Hampton (10.29.22)
Forced Fumbles	1 at UCF (9.16.23)

### CHUCK SMITH

Tackles	8 at The Citadel (11.13.21)
Tackles For Loss	1.5 at VMI (9.23.23)
	1.5 vs. Samford (10.7.23)
Sacks	1.5 vs. Samford (10.7.23)
Pass Breakups	1 vs. Presbyterian (9.16.23)
Forced Fumbles	1 at VMI (9.25.21)
	1 vs. Mercer (10.1.22)
	1 at Furman (11.19.22)
Fumble Recoveries	1 vs. Kennesaw State (9.18.21)
	1 at VMI (9.25.21)
Quarterback Hurries	2 vs. Presbyterian (9.16.23)
	2 vs. Furman (11.18.23)

### DEVIN SMITH

<b>Points</b>	<b>12, 4x</b>
<b>Touchdowns</b>	<b>2, 4x</b>
Rush Attempts	1 at Howard (11.13.21)
	1 vs. Delaware State (11.20.21)
	1 at N.C. A&T (9.9.23)
Rushing Yards	5 at N.C. A&T (9.9.23)
Long Rush	5 at North Carolina (9.9.23)
<b>Receptions</b>	<b>6 at New Hampshire (9.17.22)</b>
	<b>6 at Richmond (11.25.23)</b>
	<b>6 at Colgate (9.7.24)</b>
Receiving Yards	202 at Richmond (11.25.23)
Long Reception	91 at Richmond (11.25.23)
<b>Receiving Touchdowns</b>	<b>2, 4x</b>
Total Offense — Plays	1 at Howard (11.13.21)
	1 vs. Delaware State (11.20.21)
	1 at N.C. A&T (9.9.23)
Total Offense — Yards	5 at N.C. A&T (9.9.23)
<b>Kick Returns</b>	<b>4 at Maryland (9.21.24)</b>
<b>Kick Return Yards</b>	<b>87 at Maryland (9.21.24)</b>
Long Kick Return	30 at Howard (11.11.23)
<b>Punt Returns</b>	<b>2 vs. Towson (9.14.24)</b>
<b>Punt Return Yards</b>	<b>19 vs. Towson (9.14.24)</b>
<b>Long Punt Return</b>	<b>19 vs. Towson (9.14.24)</b>
All-Purpose Yards	220 at Richmond (11.25.23)
Tackles	1 vs. Winston-Salem (9.18.21)
	1 at South Carolina State (10.22.22)

### ELI SMITH

Rush Attempts	7 at Maine (10.1.22)
	7 at William & Mary (11.12.22)
Rushing Yards	48 at William & Mary (11.12.22)
Long Rush	18 at William & Mary (11.12.22)
Receptions	1 at William & Mary (11.12.22)
Receiving Yards	2 at William & Mary (11.12.22)
Long Reception	2 at William & Mary (11.12.22)
Total Offense - Plays	7 at Maine (10.1.22)
Total Offense - Yards	48 at W&M (11.12.22)
All-Purpose Yards	50 at W&M (11.12.22)

### JR STRAUSS

Tackles	2 vs. Stony Brook (10.28.23)
Tackles For Loss	1.0 at N.C. A&T (10.7.23)
<b>Blocked Kicks (FG)</b>	<b>1 vs. Towson (9.14.24)</b>

### TY TRINH

<b>All-Purpose Yards</b>	<b>24 at Maryland (9.21.24)</b>
<b>Interceptions</b>	<b>1 at Delaware (11.20.21)</b>
	<b>1 at Lehigh (9.2.23)</b>
	<b>1 at Maryland (9.21.24)</b>
<b>Long INT Return</b>	<b>24 at Maryland (9.21.24)</b>
Tackles	12 at New Hampshire (11.4.23)
<b>Tackles For Loss</b>	<b>2.0 at N.C. A&amp;T (10.7.23)</b>
	<b>2.0 at Maryland (9.21.24)</b>
Pass Breakups	2 at UAlbany (9.30.23)
	2 vs. Elon (10.14.23)
<b>Quarterback Hurries</b>	<b>1 at UAlbany (9.30.23)</b>
	<b>1 at Delaware (11.18.23)</b>
	<b>1 vs. YSU (8.29.24)</b>
Forced Fumbles	1 vs. Lehigh (9.2.22)
Fumble Recoveries	1 vs. Delaware (11.19.22)
	1 vs. Delaware (11.19.22)

### STEPHANE VOLTAIRE

Tackles	1 at New Hampshire (11.4.23)
---------	------------------------------



# VILLANOVA FOOTBALL GAME NOTES

## CAREER HIGHS

### CONNOR WATKINS

Points 18 vs. Rhode Island (9.23.23)  
 Touchdowns 3 vs. Rhode Island (9.23.23)  
**Rush Attempts** 13 vs. Elon (10.14.2023)  
 13 at South Dakota State (12.9.2023)  
**13 vs. Towson (9.14.24)**  
 Rushing Yards 130 vs. Hampton (10.29.22)  
 Rushing Touchdowns 3 vs. Rhode Island (9.23.23)  
 Long Rush 75 vs. Hampton (10.29.22)  
 Pass Attempts 31 vs. Hampton (10.29.22)  
 31 at UAlbany (9.30.23)  
**Pass Completions** 18 vs. UAlbany (10.22.22)  
**18 at Colgate (9.7.24)**  
 Passing Yards 361 vs. Stony Brook (10.28.23)  
 Passing TDs 4 at Maine (10.1.22)  
 4 vs. Stony Brook (10.28.23)  
 Long Pass 83 at Maine (10.1.22)  
 Total Offense - Plays 43 at UAlbany (9.30.23)  
 Total Offense 395 vs. Stony Brook (10.28.23)  
 All-Purpose Yards 130 vs. Hampton (10.29.22)  
 Punts 8 at Penn State (9.25.21)  
 Punting Yards 277 at Penn State (9.25.21)  
 Long Punt 50 at James Madison (10.9.21)

### ISAS WAXTER

All-Purpose Yards 0 vs. Colgate (9.9.23)  
 0 at Delaware (11.18.23)  
 Tackles 7 vs. Delaware (11.23.19)  
**Tackles For Loss** 1.0, 5x  
 Sacks 1.0 at Lehigh (9.4.21)  
 Interceptions 1 vs. Colgate (9.9.23)  
 1 at Delaware (11.18.23)  
 1 vs. Youngstown State (12.2.23)  
 Long INT Return 0 vs. Colgate (9.9.23)  
 0 at Delaware (11.18.23)  
 0 vs. Youngstown State (12.2.23)  
 Pass Breakups 2 vs. Colgate (9.9.23)  
**Fumble Recoveries** 1 at Maryland (9.21.24)  
 Quarterback Hurries 1 at Lehigh (9.2.23)

### JAYVONT WILLIAMS

Tackles 1 at South Dakota State (12.9.23)

### ISAIAH WRIGHT

Points 6 vs. Stony Brook (10.28.23)  
 Touchdowns 1 vs. Stony Brook (10.28.23)  
**Rush Attempts** 6 at Colgate (9.7.24)  
**Rushing Yards** 29 at Colgate (9.7.24)  
 Rushing Touchdowns 1 vs. Stony Brook (10.28.23)  
 Long Rush 11 vs. YSU (8.29.24)  
 Total Offense — Plays 6 at Colgate (9.7.24)  
 Total Offense — Yards 29 at Colgate (9.7.24)  
 All-Purpose Yards 29 at Colgate (9.7.24)

### ION WYATT

Tackles 3 at Colgate (9.7.24)  
 Tackles For Loss 0.5 at Colgate (9.7.24)  
 Pass Breakups 1 at Lehigh (9.2.23)  
 1 vs. Stony Brook (10.28.23)



**2024-25 Villanova Football  
Game Results  
All games**

Page 1/1  
as of Sep 25, 2024

**Team Results**

	Date	Opponent		Score	Overall	Conf	Time	Attend
	08/29/2024	Youngstown St.	W	24-17	1-0	0-0	2:46	5421
	09/07/2024	at Colgate	W	28-3	2-0	0-0	3:03	2619
*	09/14/2024	Towson	W	14-13	3-0	1-0	3:16	4219
	09/21/2024	at Maryland	L	20-38	3-1	1-0	3:19	38006



2024-25 Villanova Football  
Overall Team Statistics  
All games

Page 1/2  
as of Sep 25, 2024

Team Statistics

	VU	OPP
<b>Scoring</b>	<b>86</b>	<b>71</b>
Points per game	21.5	17.8
Points Off Turnovers	6	0
<b>First Downs</b>	<b>75</b>	<b>81</b>
Rushing	40	25
Passing	27	51
Penalty	8	5
<b>Rushing Yardage</b>	<b>688</b>	<b>575</b>
Yards gained rushing	773	634
Yards lost rushing	85	59
Rushing attempts	132	127
Average per rush	5.2	4.5
Average per game	172.0	143.8
TDs Rushing	6	4
<b>Passing Yardage</b>	<b>609</b>	<b>901</b>
Comp-Att-Int	54-103-0	91-139-4
Average per pass	5.9	6.5
Average per catch	11.3	9.9
Average per game	152.3	225.3
TDs Passing	5	4
<b>Total offense</b>	<b>1297</b>	<b>1476</b>
Total plays	235	266
Average per play	5.5	5.5
Average per game	324.3	369.0
<b>Kick returns: #-Yards</b>	<b>12-261</b>	<b>8-150</b>
<b>Punt returns: #-Yards</b>	<b>2-19</b>	<b>3-45</b>
<b>Int returns: #-Yards</b>	<b>4-26</b>	<b>0-0</b>
<b>Kick return average</b>	<b>21.8</b>	<b>18.8</b>
<b>Punt return average</b>	<b>9.5</b>	<b>15.0</b>
<b>Int return average</b>	<b>6.5</b>	<b>0.0</b>
<b>Fumbles-Lost</b>	<b>2-2</b>	<b>3-2</b>
<b>Penalties-Yards</b>	<b>21-170</b>	<b>22-183</b>
Average per game	42.5	45.8
<b>Punts-Yards</b>	<b>20-822</b>	<b>14-639</b>
Average per punt	41.1	45.6
Net punt average	37.9	42.9
<b>Kickoffs-Yards</b>	<b>17-1041</b>	<b>17-1048</b>
Average per kick	61.2	61.6
Net kick average	41.2	38.9
<b>Time of possession / game</b>	<b>29:34</b>	<b>30:26</b>
<b>3rd-down conversion</b>	<b>16/44</b>	<b>19/51</b>
3rd-down pct	36%	37%
<b>4rd-down conversion</b>	<b>1/2</b>	<b>5/8</b>



2024-25 Villanova Football  
Overall Team Statistics  
All games

Page 2/2  
as of Sep 25, 2024

	VU	OPP
4rd-down pct	50%	63%
<b>Sacks by-Yards</b>	<b>6-37</b>	<b>10-61</b>
<b>Misc Yards</b>	<b>0</b>	<b>0</b>
<b>Touchdowns scored</b>	<b>11</b>	<b>8</b>
<b>Field goals - attempts</b>	<b>3-5</b>	<b>5-9</b>
<b>On-Side kicks</b>	<b>1-1</b>	<b>0-0</b>
<b>Red-zone scores</b>	<b>(11-13) 85%</b>	<b>(9-14) 64%</b>
<b>Red-zone touchdowns</b>	<b>(9-13) 69%</b>	<b>(7-14) 50%</b>
<b>PAT-attempts</b>	<b>(11-11) 100%</b>	<b>(8-8) 100%</b>
<b>2-point conversion-attempts</b>	<b>(0-0) 0%</b>	<b>(0-0) 0%</b>
<b>Attendance</b>	<b>9640</b>	<b>40625</b>
Games / Avg per game	2/4820	2/20313
Neutral site games	-	0/0

Score by Periods

Team	1st	2nd	3rd	4th	OT	TOT
Villanova	17	14	31	24	0	86
Opponents	24	13	17	17	0	71





# 2024-25 Villanova Football Individual Statistics All games

Page 1/3  
as of Sep 25, 2024

## Rushing

Player	gp	att	gain	loss	net	avg	td	lg	avg/g
Isaiah Ragland	4	41	286	3	283	6.9	2	65	70.8
Connor Watkins	4	41	263	61	202	4.9	3	45	50.5
David Avit	4	24	120	5	115	4.8	0	20	28.8
Isaiah Wright	4	12	46	8	38	3.2	0	11	9.5
Ja'briel Mace	4	4	30	0	30	7.5	0	23	7.5
Jaylan Sanchez	4	2	16	0	16	8.0	0	16	4.0
Tanner Maddocks	1	1	8	0	8	8.0	1	8	8.0
Eli Smith	1	1	4	0	4	4.0	0	4	4.0
Team	4	6	0	8	-8	-1.3	0	0	-2.0
<b>Total</b>	<b>4</b>	<b>132</b>	<b>773</b>	<b>85</b>	<b>688</b>	<b>5.2</b>	<b>6</b>	<b>65</b>	<b>172.0</b>
<b>Opponents</b>	<b>4</b>	<b>127</b>	<b>634</b>	<b>59</b>	<b>575</b>	<b>4.5</b>	<b>4</b>	<b>70</b>	<b>143.8</b>

## Passing

Player	gp	effic	comp-att-int	pct	yds	td	lg	avg/g
Connor Watkins	4	114.6	50-99-0	50.5	559	5	71	139.8
Tanner Maddocks	1	205.0	4-4-0	100.0	50	0	24	50.0
<b>Total</b>	<b>4</b>	<b>118.1</b>	<b>54-103-0</b>	<b>52.4</b>	<b>609</b>	<b>5</b>	<b>71</b>	<b>152.3</b>
<b>Opponents</b>	<b>4</b>	<b>123.7</b>	<b>91-139-4</b>	<b>65.5</b>	<b>901</b>	<b>4</b>	<b>61</b>	<b>225.3</b>

## Receiving

Player	gp	no.	yds	avg	td	lg	avg/g
Devin Smith	4	14	184	13.1	3	71	46.0
Jaylan Sanchez	4	10	118	11.8	2	28	29.5
Kenyon Miles	4	7	48	6.9	0	14	12.0
Daniel Lopes	4	6	82	13.7	0	23	20.5
Isaiah Ragland	4	6	45	7.5	0	24	11.3
Luke Daly	4	4	36	9.0	0	12	9.0
Ja'briel Mace	4	4	57	14.3	0	35	14.3
Nate Hill	2	1	6	6.0	0	6	3.0
Lucas Kopecky	1	1	9	9.0	0	9	9.0
Chris Colby	2	1	24	24.0	0	24	12.0
<b>Total</b>	<b>4</b>	<b>54</b>	<b>609</b>	<b>11.3</b>	<b>5</b>	<b>71</b>	<b>152.3</b>
<b>Opponents</b>	<b>4</b>	<b>91</b>	<b>901</b>	<b>9.9</b>	<b>4</b>	<b>61</b>	<b>225.3</b>

## Punt Returns

Player	no.	yds	avg	td	lg
Devin Smith	2	19	9.5	0	19
<b>Total</b>	<b>2</b>	<b>19</b>	<b>9.5</b>	<b>0</b>	<b>19</b>
<b>Opponents</b>	<b>3</b>	<b>45</b>	<b>15.0</b>	<b>0</b>	<b>27</b>

## Interceptions

Player	no.	yds	avg	td	lg
Richie Kimmel	1	0	0.0	0	0
Ty Trinh	1	24	24.0	0	24
Christian Sapp	1	0	0.0	0	0
Zahmir Dawud	1	2	2.0	0	2
<b>Total</b>	<b>4</b>	<b>26</b>	<b>6.5</b>	<b>0</b>	<b>24</b>
<b>Opponents</b>	<b>0</b>	<b>0</b>	<b>0.0</b>	<b>0</b>	<b>0</b>

## Kick Returns

Player	no.	yds	avg	td	lg
Christian Sapp	8	174	21.8	0	42
Devin Smith	4	87	21.8	0	25
<b>Total</b>	<b>12</b>	<b>261</b>	<b>21.8</b>	<b>0</b>	<b>42</b>
<b>Opponents</b>	<b>8</b>	<b>150</b>	<b>18.8</b>	<b>0</b>	<b>23</b>

## Fumble Returns

Player	no.	yds	avg	td	lg
Richie Kimmel	1	1	1.0	0	1
Isas Waxter	1	0	0.0	0	0
<b>Total</b>	<b>2</b>	<b>1</b>	<b>0.5</b>	<b>0</b>	<b>1</b>
<b>Opponents</b>	<b>2</b>	<b>0</b>	<b>0.0</b>	<b>0</b>	<b>0</b>



2024-25 Villanova Football  
Individual Statistics  
All games

Page 2/3  
as of Sep 25, 2024

### Scoring

Player	td	fg	PAT						pts
			kick	rush	rcv	pass	dxp	saf	
Ethan Gettman	-	3-5	11-11	-	-	-	-	-	20
Connor Watkins	3	-	-	-	-	-	-	-	18
Devin Smith	3	-	-	-	-	-	-	-	18
Jaylan Sanchez	2	-	-	-	-	-	-	-	12
Isaiah Ragland	2	-	-	-	-	-	-	-	12
Tanner Maddocks	1	-	-	-	-	-	-	-	6
<b>Total</b>	<b>11</b>	<b>3-5</b>	<b>11-11</b>	<b>0</b>	<b>0</b>	<b>0</b>	<b>0</b>	<b>0</b>	<b>86</b>
<b>Opponents</b>	<b>8</b>	<b>5-9</b>	<b>8-8</b>	<b>0</b>	<b>0</b>	<b>0</b>	<b>0</b>	<b>0</b>	<b>71</b>

### Field Goals

Player	fg	pct.	01-19	20-29	30-39	40-49	50-99	lg	blk
Ethan Gettman	3-5	60.0	0-0	0-0	2-4	1-1	0-0	42	1
<b>Opponents</b>	<b>5-9</b>	<b>55.6</b>	<b>0-0</b>	<b>2-2</b>	<b>1-4</b>	<b>2-3</b>	<b>0-0</b>	<b>46</b>	<b>2</b>

### FG Sequence

Team Name	Villanova	Opponents
Maryland	33,(33),(37)	(46)
Youngstown St.	(42),32	(27)
Colgate		(39),34
Towson		(41),31,(23),48,37

Numbers in (parentheses) indicate field goal was made

### Total Offense

Player	g	plays	rush	pass	total	avg/g
Connor Watkins	4	140	202	559	761	190.3
Isaiah Ragland	4	41	283	0	283	70.8
David Avit	4	24	115	0	115	28.8
Tanner Maddocks	1	5	8	50	58	58.0
Isaiah Wright	4	12	38	0	38	9.5
Ja'briel Mace	4	4	30	0	30	7.5
Jaylan Sanchez	4	2	16	0	16	4.0
Eli Smith	1	1	4	0	4	4.0
Team	4	0	-8	0	-8	-2.0
<b>Total</b>	<b>4</b>	<b>235</b>	<b>688</b>	<b>609</b>	<b>1297</b>	<b>324.3</b>
<b>Opponents</b>	<b>4</b>	<b>266</b>	<b>575</b>	<b>901</b>	<b>1476</b>	<b>369.0</b>

### Punting

Player	no.	yds	avg	lg	tb	fc	i20	50+	blk
Ethan Gettman	18	761	42.3	62	1	9	5	3	0
Connor Watkins	2	61	30.5	31	0	0	2	0	0
<b>Total</b>	<b>20</b>	<b>822</b>	<b>41.1</b>	<b>62</b>	<b>1</b>	<b>9</b>	<b>7</b>	<b>3</b>	<b>0</b>
<b>Opponents</b>	<b>14</b>	<b>639</b>	<b>45.6</b>	<b>65</b>	<b>1</b>	<b>5</b>	<b>5</b>	<b>3</b>	<b>0</b>

### Kickoffs

Player	no.	yds	avg	tb	ob	retn	net	ydl
Ethan Gettman	17	1041	61.2	3	0			
<b>Total</b>	<b>17</b>	<b>1041</b>	<b>61.2</b>	<b>3</b>	<b>0</b>	<b>8</b>	<b>41.2</b>	<b>23</b>
<b>Opponents</b>	<b>17</b>	<b>1048</b>	<b>61.6</b>	<b>5</b>	<b>0</b>	<b>12</b>	<b>38.9</b>	<b>26</b>



2024-25 Villanova Football  
Individual Statistics  
All games

Page 3/3  
as of Sep 25, 2024

All Purpose

Player	g	rush	rcv	pr	kr	ir	total	avg/g
Isaiah Ragland	4	283	45	0	0	0	328	82.0
Devin Smith	4	0	184	19	87	0	290	72.5
Connor Watkins	4	202	0	0	0	0	202	50.5
Christian Sapp	3	0	0	0	174	0	174	58.0
Jaylan Sanchez	4	16	118	0	0	0	134	33.5
David Avit	4	115	0	0	0	0	115	28.8
Ja'briel Mace	4	30	57	0	0	0	87	21.8
Daniel Lopes	4	0	82	0	0	0	82	20.5
Kenyon Miles	4	0	48	0	0	0	48	12.0
Isaiah Wright	4	38	0	0	0	0	38	9.5
Luke Daly	4	0	36	0	0	0	36	9.0
Ty Trinh	4	0	0	0	0	24	24	6.0
Chris Colby	2	0	24	0	0	0	24	12.0
Lucas Kopecky	1	0	9	0	0	0	9	9.0
Tanner Maddocks	1	8	0	0	0	0	8	8.0
Nate Hill	2	0	6	0	0	0	6	3.0
Eli Smith	1	4	0	0	0	0	4	4.0
Zahmir Dawud	4	0	0	0	0	2	2	0.5
Team	4	-8	0	0	0	0	-8	-2.0
<b>Total</b>	<b>4</b>	<b>688</b>	<b>609</b>	<b>19</b>	<b>261</b>	<b>26</b>	<b>1603</b>	<b>400.8</b>
<b>Opponents</b>	<b>4</b>	<b>575</b>	<b>901</b>	<b>45</b>	<b>150</b>	<b>0</b>	<b>1671</b>	<b>417.8</b>



2024-25 Villanova Football  
Overall Defense Statistics  
All games

Page 1/1  
as of Sep 25, 2024

Team Defense

			Tackles				Sacks	Pass defense			Fumbles		blkd	
##	Player	gp	ua	a	tot	tfl/yds	no-yds	int-yds	brup	qbh	fr-yds	ff	kick	saf
28	Brendan Bell	4	20	18	38	2.5-10	.	.	1	2	.	.	.	.
31	Shane Hartzell	4	15	17	32	1.5-7	1-7	.	.	2	.	1	.	.
34	Ethan Potter	4	15	10	25	1-0	.	.	3	1	.	.	.	.
44	Richie Kimmel	4	6	19	25	0.5-4	0.5-4	1-0	.	2	1-1	.	.	.
4	Jalen Goodman	4	18	6	24	.	.	.	1	.	.	.	.	.
9	Ty Trinh	4	13	5	18	4-11	.	1-24	2	1	.	.	.	.
37	Zahmir Dawud	4	8	5	13	1.5-3	.	1-2	.	.	.	1	.	.
91	Ayden Howard	4	6	6	12	1-1	1-1	.	1	.	.	.	.	.
25	Christian Sapp	3	10	2	12	1-4	.	1-0	.	.	.	.	.	.
7	Tyrell Mims	3	8	2	10	.	.	.	.	.	.	.	.	.
93	Capri Martin	4	3	7	10	1.5-6	1-5	.	.	2	.	1	.	.
97	Chuck Smith	4	1	8	9	1-7	0.5-6	.	.	1	.	.	.	.
33	Turner Inge	4	6	1	7	1-3	.	.	.	.	.	.	.	.
98	Obinna Nwobodo	4	3	4	7	0.5-3	0.5-3	.	.	1	.	.	1	.
92	Nigel McSween	4	3	3	6	1.5-11	1.5-11	.	.	.	.	.	.	.
0	Isas Waxter	3	3	2	5	1-1	.	.	1	.	1-0	.	.	.
11	Jordan Nelson	4	1	4	5	.	.	.	.	1	.	.	.	.
52	Chandon Pierre	2	.	3	3	1-2	.	.	.	1	.	.	.	.
1	Jon Wyatt	4	1	2	3	0.5-1	.	.	.	.	.	.	.	.
55	Mike Kennedy	4	.	2	2	.	.	.	.	.	.	.	.	.
53	Jason Hall	4	2	.	2	.	.	.	.	.	.	.	.	.
38	Newton Essiem	4	2	.	2	.	.	.	.	.	.	.	.	.
8	Kaleb Moody	4	.	1	1	.	.	.	.	.	.	.	.	.
94	Ivan Murray	3	1	.	1	.	.	.	.	.	.	.	.	.
36	Damill Bostic	1	1	.	1	.	.	.	.	.	.	.	.	.
10	JR Strauss	4	.	.	.	.	.	.	.	.	.	.	1	.
Totals		4	146	128	274	21-74	6-37	4-26	9	14	2-1	3	2	0
Opponents		4	123	100	223	17-78	10-61	0-0	5	14	2-0	2	1	0





2024-25 Villanova Football  
Team Game-by-Game  
All games

Page 1/1  
as of Sep 25, 2024

		Rushing				Receiving				Passing				Kick Returns				Punt Returns				tot		
Date	Opponent	no.	yds	td	lg	no.	yds	td	lg	cmp	att	int	yds	td	lg	no.	yds	td	lg	no.	yds	td	lg	off
08/29/2024	Youngstown St.	30	246	3	45	6	90	0	35	6	17	0	90	0	35	2	53	0	42	0	0	0	0	336
09/07/2024	at Colgate	32	132	2	23	18	247	2	71	18	28	0	247	2	71	2	57	0	36	0	0	0	0	379
09/14/2024	Towson	38	235	0	65	14	116	2	28	14	25	0	116	2	28	4	64	0	22	2	19	0	19	351
09/21/2024	at Maryland	32	75	1	23	16	156	1	24	16	33	0	156	1	24	4	87	0	25	0	0	0	0	231
Villanova		132	688	6	65	54	609	5	71	54	103	0	609	5	71	12	261	0	42	2	19	0	19	1297
Opponents		127	575	4	70	91	901	4	61	91	139	4	901	4	61	8	150	0	23	3	45	0	27	1476

Villanova Averages

Games	Avg/ rush	Avg/ catch	Pass effic	KR avg	PR avg	All purpose avg/game	Total offense avg/game
4	5.2	11.3	118.1	21.8	9.5	400.8	324.3

Date	Opponent	Tackles				Sacks	Fumble		Pass Defense			blkd	PAT attempts			off		
		ua	a	total	tfl-yds	no-yds	ff	fr-yds	int-yds	qbh	brup	kick	kick	rush	rcv	saf	t/o	pts
08/29/2024	Youngstown St.	41	28	69	5.0-15	1-1	1	1-1	2-2	3	2	0	3-3	0	0	0	3	24
09/07/2024	at Colgate	36	22	58	5.0-21	1-12	0	0-0	1-0	3	2	0	4-4	0	0	0	0	28
09/14/2024	Towson	25	58	83	4.0-21	3-17	1	0-0	0-0	8	4	2	2-2	0	0	0	0	14
09/21/2024	at Maryland	44	20	64	7.0-17	1-7	1	1-0	1-24	0	1	0	2-2	0	0	0	3	20
Villanova		146	128	274	21.0-74	6-37	3	2-1	4-26	14	9	2	11-11	0	0	0	6	86
Opponents		123	100	223	17.0-78	10-61	2	2-0	0-0	14	5	1	8-8	0	0	0	0	71

Date	Opponent	Punting										Field Goals			Kickoffs			
		no.	yds	avg	long	blkd	tb	fc	50+	i20	md-att	long	blkd	no.	yds	avg	tb	ob
08/29/2024	Youngstown St.	3	138	46.0	62	0	0	2	1	2	1-2	42	0	5	302	60.4	0	0
09/07/2024	at Colgate	6	250	41.7	48	0	1	4	0	2	0-0	0	0	5	317	63.4	1	0
09/14/2024	Towson	7	262	37.4	49	0	0	2	0	3	0-0	0	0	3	185	61.7	0	0
09/21/2024	at Maryland	4	172	43.0	55	0	0	1	2	0	2-3	37	1	4	237	59.3	2	0
Villanova		20	822	41.1	62	0	1	9	3	7	3-5	42	1	17	1041	61.2	3	0
Opponents		14	639	45.6	65	0	1	5	3	5	5-9	46	2	17	1048	61.6	5	0



2024-25 Villanova Football  
Opponents Game-by-Game  
All games

Page 1/1  
as of Sep 25, 2024

		Rushing				Receiving				Passing				Kick Returns				Punt Returns				tot		
Date	Opponent	no.	yds	td	lg	no.	yds	td	lg	cmp	att	int	yds	td	lg	no.	yds	td	lg	no.	yds	td	lg	off
08/29/2024	Youngstown St.	40	169	1	17	18	152	1	18	18-25-2	152	1	18	5	101	0	23	0	0	0	0	0	0	321
09/07/2024	at Colgate	26	86	0	25	24	178	0	36	24-42-1	178	0	36	1	16	0	16	0	0	0	0	0	0	264
09/14/2024	Towson	31	161	0	70	20	233	1	35	20-38-0	233	1	35	2	33	0	18	2	18	0	12			394
09/21/2024	at Maryland	30	159	3	20	29	338	2	61	29-34-1	338	2	61	0	0	0	0	1	27	0	27			497
Opponents		127	575	4	70	91	901	4	61	91-139-4	901	4	61	8	150	0	23	3	45	0	27			1476
Villanova		132	688	6	65	54	609	5	71	54-103-0	609	5	71	12	261	0	42	2	19	0	19			1297

Opponents Averages

Games	Avg/ rush	Avg/ catch	Pass effic	KR avg	PR avg	All purpose avg/game	Total offense avg/game
4	4.5	9.9	123.7	18.8	15.0	417.8	369.0

Date	Opponent	Tackles				Sacks	Fumble		Pass Defense			blkd	PAT attempts			off		
		ua	a	total	tfl-yds	no-yds	ff	fr-yds	int-yds	qbh	brup	kick	kick	rush	rcv	saf	t/o	pts
08/29/2024	Youngstown St.	27	10	37	2.0-13	2-13	0	0-0	0-0	3	1	0	2-2	0	0	0	0	17
09/07/2024	at Colgate	27	32	59	4.0-22	2-19	0	0-0	0-0	3	2	0	0-0	0	0	0	0	3
09/14/2024	Towson	31	42	73	5.0-10	3-8	2	2-0	0-0	6	0	0	1-1	0	0	0	0	13
09/21/2024	at Maryland	38	16	54	6.0-33	3-21	0	0-0	0-0	2	2	1	5-5	0	0	0	0	38
Opponents		123	100	223	17.0-78	10-61	2	2-0	0-0	14	5	1	8-8	0	0	0	0	71
Villanova		146	128	274	21.0-74	6-37	3	2-1	4-26	14	9	2	11-11	0	0	0	6	86

Date	Opponent	Punting										Field Goals			Kickoffs			
		no.	yds	avg	long	blkd	tb	fc	50+	i20	md-att	long	blkd	no.	yds	avg	tb	ob
08/29/2024	Youngstown St.	2	110	55.0	65	0	0	1	1	2	1-1	27	0	4	236	59.0	2	0
09/07/2024	at Colgate	6	279	46.5	60	0	0	3	1	1	1-2	39	0	2	128	64.0	0	0
09/14/2024	Towson	5	211	42.2	57	0	0	1	1	2	2-5	41	2	4	239	59.8	0	0
09/21/2024	at Maryland	1	39	39.0	39	0	1	0	0	0	1-1	46	0	7	445	63.6	3	0
Opponents		14	639	45.6	65	0	1	5	3	5	5-9	46	2	17	1048	61.6	5	0
Villanova		20	822	41.1	62	0	1	9	3	7	3-5	42	1	17	1041	61.2	3	0



2024-25 Villanova Football  
Team Game-by-Game Comparison  
All games

Page 1/1  
as of Sep 25, 2024

		First Downs				Rushing	Passing		Total Offense	Return	Turn
Opponent	Score	Total	Rush	Pass	Pen	Number-Yards	Comp-Att.-Int	Yards	Plays-Yards	Yards	Overs
Youngstown St.	24-17	15 / 21	11 / 9	3 / 12	1 / 0	30-246 / 40-169	6-17-0 / 18-25-2	90 / 152	47-336 / 65-321	56 / 101	0 / 3
Colgate	28-3	20 / 18	9 / 5	10 / 10	1 / 3	32-132 / 26-86	18-28-0 / 24-42-1	247 / 178	60-379 / 68-264	57 / 16	0 / 1
Towson	14-13	20 / 17	12 / 5	7 / 10	1 / 2	38-235 / 31-161	14-25-0 / 20-38-0	116 / 233	63-351 / 69-394	83 / 51	2 / 0
Maryland	20-38	20 / 25	8 / 6	7 / 19	5 / 0	32-75 / 30-159	16-33-0 / 29-34-1	156 / 338	65-231 / 64-497	111 / 27	0 / 2
Totals	86-71	75 / 81	40 / 25	27 / 51	8 / 5	132-688 / 127-575	54-103-0 / 91-139-4	609 / 901	235-1297 / 266-1476	307 / 195	2 / 6

Opponents	3rd Down Conversion	4th Down Conversion	Time of Possession	TOP Margin	Avg Yds/Rush	Avg Yds/Pass	Avg Yds/Play	Punting Number-Avg	Penalties Number-Yards	Sacks
Youngstown St.	3-9 / 4-10	0-0 / 2-3	23:48 / 36:12	-12:24	8.2 / 4.2	5.3 / 6.1	7.1 / 4.9	3-46.0 / 2-55.0	4-30.0 / 4-30.0	1 / 2
Colgate	4-10 / 3-14	0-0 / 1-3	29:09 / 30:51	-01:42	4.1 / 3.3	8.8 / 4.2	6.3 / 3.9	6-41.7 / 6-46.5	7-60.0 / 2-14.0	1 / 2
Towson	5-12 / 5-17	0-0 / 1-1	33:03 / 26:57	06:06	6.2 / 5.2	4.6 / 6.1	5.6 / 5.7	7-37.4 / 5-42.2	7-65.0 / 8-50.0	3 / 3
Maryland	4-13 / 7-10	1-2 / 1-1	32:16 / 27:44	04:32	2.3 / 5.3	4.7 / 9.9	3.6 / 7.8	4-43.0 / 1-39.0	3-15.0 / 8-89.0	1 / 3
Totals	16-44 / 19-51	1-2 / 5-8	118:16 / 121:44	-03:28	5.2 / 4.5	5.9 / 6.5	5.5 / 5.5	20-41.1 / 14-45.6	21-170.0 / 22-183.0	6 / 10

Note: Game totals are displayed in the format TEAM/OPPONENT for each category