

VILLANOVA FOOTBALL GAME NOTES

GAMEDAY

Date	September 21, 2024
Time	12:00 PM
Venue	SECU Stadium
Capacity	51,802

LIVE COVERAGE

TV

B1G Network

Mark Followill (Play By Play)

Anthony Herron (Analyst)

Dannie Rogers (Sideline)

RADIO

Villanova Sports Radio Network

AM 1480, FM 102.5, FM 104.1 (Trenton)

Ryan Fannon (Play By Play)

Kevin Reilly (Analyst)

ALL-TIME SERIES

MARYLAND LEADS 9-2

First Meeting	1970
First Villanova Win	1970 (21-3)
First Maryland Win	1972 (37-7)

Last Meeting	2007
Last Villanova Win	1971 (28-13)
Last Maryland Win	2007 (31-14)

Mark Ferrante vs. Maryland	0-0
Michael Locksley vs. Villanova	0-0

at Villanova	0-0
at Maryland	2-9
since 1985 (VU FCS era)	0-1

Current Streak	L9 (1972-73-74-75-76-77-79-80-2007)
Longest Streak	L9 (1972-73-74-75-76-77-79-80-2007)

THE MATCHUP



VILLANOVA

Nickname	Wildcats
Conference	CAA Football
Record	3-0 (1-0 CAA)
Stats Perform FCS Poll	#5
AFCA FCS Coaches Poll	#5
Head Coach	Mark Ferrante
Career Record	50-29
Villanova Record	50-29
Location	Villanova, Pa.
Founded	1842
Enrollment	6,584
Colors	Blue and White



MARYLAND

Nickname	Terrapins, Terps
Conference / Division	Big Ten / East
Record	2-1 (0-1 B10)
AP Top 25 Poll	n/a
USA Today Coaches Poll	n/a
Head Coach	Michael Locksley
Career Record	34-62
Maryland Record	30-29
Location	College Park, Md.
Founded	1856
Enrollment	40,521
Colors	Red, White, Black and Gold

VILLANOVA SCHEDULE

Date	Opponent	Location	Time/Result	Att.
8.29	(25/23) Youngstown State	Villanova, Pa.	W, 24-17	5,421
9.7	@ Colgate	Hamilton, N.Y.	W, 28-3	2,619
9.14	Towson (CAA)	Villanova, Pa.	W, 14-13	4,219
9.21	@ Maryland	College Park, Md.	12:00 PM	
9.28	LIU	Villanova, Pa.	6:00 PM	
10.5	@ Stony Brook (CAA)	Stony Brook, N.Y.	3:30 PM	
10.12	@ Maine (CAA)	Orono, Maine	1:00 PM	
10.26	New Hampshire (CAA)	Villanova, Pa.	3:30 PM	
11.2	@ Hampton (CAA)	Hampton, Va.	1:00 PM	
11.9	North Carolina A&T (CAA)	Villanova, Pa.	1:00 PM	
11.16	@ Monmouth (CAA)	West Long Branch, N.J.	12:00 PM	
11.23	Delaware (CAA)	Villanova, Pa.	1:00 PM	

TONIGHT'S GAME

■ Villanova plays its annual game against an FBS opponent this week when it faces Big 10 member Maryland for a 12 p.m. kickoff. It will be the first meeting between the teams since 2007, the second matchup in the Wildcats era as an FCS program (since 1985) and the 12th meeting overall in the all-time series.

■ Villanova is 4-22 in its previous games against FBS competition. Many of the games have been close, with 10 of the 26 contests being decided by a touchdown or less.

■ Villanova is off to a 3-0 start to the season for the first time since 2022 after posting a 14-13 win over Towson in its CAA Football opener last week.

■ Villanova ranks third among all FCS teams this season in scoring defense (11.0) and red zone defense (50.0%). Both of those figures lead CAA Football, while the Wildcats also are first in the conference and rank 13th nationally in rushing offense. Villanova averages 204.3 rushing yards per game.

■ Redshirt freshman running back **Isaiah Ragland** was named the CAA Football Rookie of the Week on Monday for the second time in the first three weeks of the season. Ragland ran for career highs of 17 carries and 141 yards in the win over Towson, including a 65-yard rush in the third quarter which set up the go-ahead and eventual game-winning touchdown.

■ Villanova head coach **Mark Ferrante** tallied his 50th career win with the Towson victory. He is 50-29 (.633) as the Wildcats head coach.

VILLANOVA FOOTBALL GAME NOTES

QUICK FACTS

Villanova University	
Location	Villanova, Pa.
Founded	1842
Enrollment	6,584
President	Rev. Peter M. Donohue, O.S.A.
Interim Athletic Director	Lynn Tighe
Colors	Blue and White
Nickname	Wildcats

Athletics History

Team National Championships	21
Individual National Champions	120
Team Conference Championships	129

Villanova Football

Affiliation	FCS
Conference	CAA Football
First Year	1894
All-Time Record	662-502-41 (.566)
Bowl Games	5
FCS Playoff Appearances	15
Last Playoff Appearance	2023
National Championships	1

Head Coach

Head Coach	Mark Ferrante
Years at Villanova	35
Years as Head Coach	Sixth Season
Career Record	50-29 (.633)

Stadium

Stadium	Villanova Stadium
Capacity	12,000
Surface	Astroplay (artificial grass)
Press Box Phone	610-519-5290
All-Time Record	265-112-5 (.700)

Award Winners

Walter Payton Awards	3
Jerry Rice Awards	1
First Team All-Americans	31
Major Confence Awards	21
All-Conference Honorees	342
Academic All-Americans	14
CAA Football Scholar-Athletes of the Year	4
Academic All-Conference Honorees	837

2024 Team Information

Offensive Formation	Multiple
Defensive Formation	Multiple
Letterwinners Returning	65
Letterwinners Lost	27
Offensive Starters Returning/Lost	6/5
Defensive Starters Returning/Lost	5/6
Specialists Returning/Lost	0/5
2023 Overall Record	10-3
2023 Conference Record	7-1

VILLANOVA NOTEBOOK

SETTING THE STAGE

- Villanova plays its annual game against an FBS opponent this week when it travels to Big Ten member Maryland on Saturday afternoon. It will be the 12th meeting all-time between the teams but only the second matchup in the Wildcats FCS era (since 1985). The teams last met at SECU Stadium in 2007. Saturday's game can be seen live on the B1G Network with **Mark Followill**, **Anthony Herron** and **Dannie Rogers** on the call. Fans can hear the radio broadcast on the Villanova Sports Radio Network which can be accessed the easiest with the iHeart Radio mobile app. **Ryan Fannon** and **Kevin Reilly** will call the action.

VILLANOVA UPDATE

- Villanova is the only CAA Football team with a 3-0 record on the year and is coming off a 14-13 win over Towson in its conference opener last week. This is the first time since 2021 that the Wildcats are off to a 3-0 start.

POLLING PLACES

- Villanova has been ranked in both the Stats Perform FCS Top 25 and the AFCA FCS Coaches Poll in each of the last 11 weeks dating back to last season and including this year's preseason polls. Currently, the Wildcats sit at No. 5 in the country in both polls. This week's Stats Perform FCS Top 25 features a troika of CAA Football teams in the Wildcats, William & Mary (No. 12) and UAlbany (No. 20). Six other league members are receiving votes.

MEETING MARYLAND

- Villanova and Maryland were frequent opponents of each other in the 1970's and played each other nine times in 10 years during that decade. The all-time series favors the Terps by a 9-2 margin and all 11 games have been played in the venue now known as SECU Stadium. After the Wildcats won the first two meetings in the series in 1970 (21-3) and 1971 (28-13), Maryland got their first win over Villanova in 1972 (37-7) and went on to defeat the Wildcats every year from 1972-77 as well as in 1979 and 1980.
- In the only meeting between Villanova and Maryland since the Wildcats became an FCS program, the Terrapins posted a 31-14 victory in the 2007 season opener. The game was a close one at halftime with Maryland holding a slim 10-7 advantage before scoring two touchdowns in the third quarter to start pulling away.

THEY SHOULD FEEL AT HOME

- Seven members of the Wildcats 2024 roster are Maryland natives, including six defensive players. Starting safeties **Ty Trinh (Owings Mills)** and **Ethan Potter (Chesapeake City)** each hail from the Old Line State, as does long snapper and backup linebacker **Timmy Furgeson (Gaithersburg)**. There are also four true freshmen on the Villanova roster from Maryland, including running back **David Avit (Potomac)** and a trio of defensive backs in **Anthony Hawkins (Arnold)**, **Damill Bostic (Hyattsville)** and **Newton Essiem (Fred-erick)**.

FAMILY CONNECTION

- Villanova freshman running back **David Avit** will play against his older brother **Eze-quiuel Avit** this week. Ezequiuel is a redshirt freshman wide receiver on the Terps roster, while David has 17 carries for 102 yards in his first three career games for the Wildcats.

VILLANOVA FOOTBALL GAME NOTES

VILLANOVA NOTEBOOK

FBS FODDER

- Villanova is playing an FBS opponent this season for the 17th time in the last 19 years. The contest between the Wildcats and Maryland will be the 27th overall against an FBS foe since Villanova became an FCS program in 1985.
- The games between the Wildcats and FBS opponents have frequently been close affairs over the years, with 10 of the previous 26 matchups being decided by a touchdown or less. In recent years, Villanova has suffered close defeats against such teams as Temple (16-13 in 2017), Connecticut (20-15 in 2015) and Syracuse (27-26 in double overtime). The Wildcats last win against an FBS foe was a 19-17 decision over Temple in the 2018 season opener.
- Villanova is 4-22 overall in its previous games against FBS competition. The four wins were against Rutgers in 2002 (37-19), Temple in 2003 (23-20 in overtime), Temple in 2009 (27-24) and the aforementioned game against Temple in 2018 (19-17).
- ◆ Entering this season, CAA Football programs had defeated an FBS opponent at least once in 12 of the past 16 seasons. The two most recent wins came in 2022 when William & Mary defeated Charlotte and Delaware knocked off Navy.

WINNING AT HOME

- Last week's win over Towson was Villanova's 11th consecutive home win. During the streak, the Wildcats have an average margin of victory of 15.6 points. The streak started after a loss to Monmouth (49-42) on September 24, 2022 and includes both a playoff win in last year's second round over Youngstown State and a pair of victories this year over Youngstown State again in the season opener as well as the Towson game last week. This is the 98th year that the Wildcats are calling Villanova Stadium their home. The team is 265-112-5 (.700) all-time in the venerable campus landmark.

FIVE AND DIME

- Villanova is the only current CAA Football member to have won at least a share of two league titles over the **last five seasons**. Over these last five years (2020-24) the Wildcats have the highest winning percentage among the current CAA membership with a 31-13 (.705) mark, including a 21-8 record in regular season league games.

Expanding the snapshot to the **last 10 seasons** (2015-24), Villanova is still one of just three CAA Football members (Richmond and William & Mary are the others) to have won at least a share of two league championships. Over the last 10 seasons the Wildcats have the highest win total of any current league member and have posted an overall record of 65-38 (.631). Villanova has gone 42-27 in regular season CAA Football contests over the last 10 seasons.

CURRENT CAA FOOTBALL MEMBERSHIP

Last 5 Years: Winning Pct. (2020-24)

Villanova (31-13, .705)

Delaware (31-16, .660)

Richmond (28-16, .636)

William & Mary (26-15, .634)

Rhode Island (24-15, .615)

Last 10 Years: Winning Pct. (2015-24)

North Carolina A&T (64-32, .667)

Villanova (65-38, .631)

Richmond (63-43, .594)

Monmouth (57-42, .576)

Delaware (58-46, .558)

VILLANOVA UNIVERSITY

ABOUT THE SCHOOL

Since 1842, Villanova University's Augustinian Catholic intellectual tradition has been the cornerstone of an academic community in which students learn to think critically, act compassionately and succeed while serving others. There are more than 10,000 undergraduate, graduate and law students in the University's six colleges—the College of Liberal Arts and Sciences, the Villanova School of Business, the College of Engineering, the M. Louise Fitzpatrick College of Nursing, the College of Professional Studies and the Villanova University Charles Widger School of Law. Ranked among the nation's top universities, Villanova supports its students' intellectual growth and prepares them to become ethical leaders who create positive change everywhere life takes them.

VILLANOVA ATHLETICS

Villanova University has a long and storied athletics history defined by excellence both in competition and in the classroom. The Villanova Athletics Department is a community of student-athletes, coaches and staff whose primary focus is to achieve academic excellence, while striving to produce teams and individuals committed to athletic competition and outstanding performance. Villanova Athletics sponsors 24 varsity sports, which together include more than 500 student-athletes. In the classroom, these Villanova student-athletes have registered a grade-point average higher than a 3.0 for 42 consecutive semesters. Three Villanova student-athletes have been named Rhodes Scholars, with numerous others earning Academic All-America distinction. Villanova's athletics history includes 21 NCAA team national championships, as well as more than 100 conference championships. In addition, at least one Villanova has participated in every Summer Olympics since 1948. Villanova is a member of the BIG EAST Conference, CAA Football, Coastal Athletic Association (Rowing) and Metro Atlantic Athletic Conference (Water Polo).

ACADEMICS

The GPA for more than 500 student-athletes during the Spring 2024 semester was 3.489, making it 13 straight semesters that student-athletes have had a GPA of 3.3 or higher. Success in the classroom has been across-the-board for Villanova Athletics, with every one of the 24 varsity sports programs posting a team GPA over a 3.0 in each of the last five semesters.

The most recent NCAA data to be released was the Academic Progress Rate (APR) update in June 2024 in which Villanova Athletics had 13 teams achieve a perfect 1000 score. Only seven Division I schools nationwide and four outside of the Ivy League had as many as 13 teams with a perfect 1000 score. Villanova's overall multi-year score rose one point to 997. The football team's score of 982 led all CAA schools.

VILLANOVA FOOTBALL GAME NOTES

TALE OF THE TAPE

VU	CATEGORY	MD
22.0	Scoring Offense	33.7
11.0	Scoring Defense	15.7
55	First Downs	71
56	First Downs Allowed	55
204.3	Rushing Yards/Game	154.0
138.7	Rushing Defense/Game	110.7
151.0	Passing Yards/Game	299.0
187.7	Passing Defense/Game	277.3
355.3	Total Offense/Game	453.0
326.3	Total Defense/Game	388.0
21.8	Kick Return Average	14.5
9.5	Punt Return Average	5.4
3-2-0	Interception Returns	6-45-0
18-155	Penalties-Yards	22-191
28:40	Time of Possession	34:09
39%	3rd Down Offense	48%
29%	3rd Down Defense	36%
—	4th Down Offense	100%
57%	4th Down Defense	0%
88% (7-8)	Red Zone Offense	100% (12-12)
50% (4-8)	Red Zone Defense	63% (5-8)
2-2	Fumbles-Lost	0-0
+2	Turnover Margin	+9
50% (1-2)	Field Goals	67% (2-3)
100% (9-9)	PATs	75% (6-8)
5-30	Team Sacks	4-25
7-40	Sacks Allowed	3-24

VILLANOVA LEADERS

PASSING

Connor Watkins 453 (38-70-0, 4 TD)

RUSHING

Isaiah Ragland 36-264 (2 TD)

Connor Watkins 29-190 (3 TD)

David Avit 17-102 (0 TD)

RECEIVING

Devin Smith 9-122 (2 TD)

Jaylan Sanchez 7-109 (2 TD)

TACKLES

Brendan Bell 33 (16-17; 2.5 TFL)

Shane Hartzell 25 (11-14; 0.0 TFL)

Richie Kimmel 22 (4-18; 0.5 TFL)

MARYLAND LEADERS

PASSING

Billy Edwards Jr. 827 (74-104-1, 6 TD)

RUSHING

Roman Hemby 36-134 (1 TD)

Nolan Ray 24-133 (1 TD)

RECEIVING

Tai Felton 27-447 (4 TD)

Kaden Prather 15-146 (1 TD)

Dylan Wade 8-131 (1 TD)

TACKLES

Dante Trader Jr. 18 (9-9; 0.0 TFL)

Glendon Miller 14 (9-5; 0.5 TFL)

VILLANOVA NOTEBOOK

HONORS AND AWARDS

■ Redshirt freshman running back **Isaiah Ragland** was named the CAA Football Rookie of the Week for the second time this season and the third time in his career after he ran for a career-high 141 yards in the Towson win. Ragland carried the ball a career-high 17 times and averaged better than eight yards per carry for the second time in three games to open the 2024 campaign. His career-long 65-yard burst late in the third quarter set up the go-ahead Villanova touchdown two plays later.

■ Ragland played in four games as a true freshman last season and retained his rookie eligibility for this season. He made an impact in those four contests however, including in a 21-0 win over Elon in which he rushed 15 times for 126 yards. That earned him his first career Rookie of the Week nod. The second came after this year's season opener against Youngstown State when Ragland had seven carries for 58 yards and his first career touchdown.

DEFENSIVE DOINGS

■ Villanova enters play this week ranked third in the FCS in both scoring defense and red zone defense. In their three games played on the year, the Wildcats have allowed just 33 total points (11.0 points per game allowed) and have given up points on just four of eight defensive possessions in the red zone. The play on defense has been especially strong over the past two weeks with Villanova giving up just one total touchdown in wins over Colgate (28-3) and Towson (14-13).

■ In addition to being a top-three defense in the two above categories, the Wildcats also rank 11th nationally in defensive passing efficiency (104.66) and 18th in the country in third down defense (29.3%). Villanova's defensive success this season looks even more impressive considering that the opposition has run 32 more offensive plays than the Wildcats have (202 to 170).

BLOCK THAT KICK!

■ Prior to Saturday's game against Towson, it had been nearly six years since Villanova blocked an opposing team's field goal try. The feat happened twice in the second half alone in the win over the Tigers. In the third quarter, sophomore **JR Strauss** blocked a 31-yard field goal attempt which would have given Towson a 13-7 lead with 3:47 to play in the period. The second block came as time expired at the end of the game, as senior **Obinna Nwobodo** got his hands on a potential game-winning and walk-off 37-yard try. The last blocked field goal attempt by Villanova prior to last week came on October 6, 2018 when *Jafonta Johnson* blocked a 40-yard attempt in a 13-10 loss at Maine. Ironically, Johnson's block came with the score tied 10-10 in the fourth quarter but the Black Bears later kicked a 52-yard game-winner as time expired. That game stands as the last time that the Wildcats suffered a walk-off loss.

1,000 YARD MILESTONE

■ In last week's win over Towson, sixth year quarterback **Connor Watkins** became the 43rd player in school history and the sixth quarterback to top 1,000 career rushing yards. Watkins' career totals are 212 carries for 1,016 yards and 22 touchdowns. The other VU quarterbacks with over 1,000 rushing yards are *Richie Richman* (1,001 yards; 1960-62); *CPat O'Brien* (1,792 yards; 1977-80); *Chris Whitney* (2,160 yards; 2007-10); *John Robertson* (3,643 yards; 2011-15); and *Zach Bednarczyk* (1,225 yards; 2015-18).

VILLANOVA FOOTBALL GAME NOTES

VILLANOVA NOTEBOOK

TAKE IT ON THE RUN

- Villanova leads CAA Football and ranks 13th in the country in rushing offense with an average of 204.3 yards per game this season. That figure includes topping the 200-yard mark in two of three games, most recently this past weekend when the Wildcats rushed for 235 yards in the Towson win. Dating back to the start of the 2019 season, Villanova has topped 200 rushing yards in a game 28 times in 57 outings.
- Redshirt freshman running back **Isaiah Ragland** has been the top threat in the Wildcats backfield thus far and has run 36 times for 264 yards (7.33 yards per carry) and two scores. He is followed by sixth year quarterback **Connor Watkins** who has run for 190 yards and three touchdowns on 29 carries, while true freshman **David Avit** has run 17 times for 102 yards.

GETTING INTO THE END ZONE

- Junior wide receiver **Jaylan Sanchez** scored his first two touchdowns of the season in the Towson win, accounting for both of the Wildcats scores in a 14-13 victory. Sanchez hauled in a 28-yard pass at the 12:10 mark of the second quarter to tie the game at 7-7 and later caught a six-yard touchdown pass with 1:16 to play in the third quarter which accounted for the difference in the final score. Sanchez finished the day with four catches for 59 yards and the two scores. In 26 career games played, Sanchez has 45 receptions for 890 yards and eight touchdowns.

BRINGING IT BACK

- Fifth year collegian **Devin Smith** returned a punt 19 yards in the Towson game last week. It was noteworthy because it was technically Smith's first career punt return. In the first two games of the season he had called for a fair catch or let a punt be downed each time the opponent punted. In Saturday's game versus the Tigers, Smith called for a fair catch on Towson's first punt but then fielded each of the next two attempts. The first resulted in a zero-yard return when Smith caught the ball but immediately fell on it. It was in the second quarter that he had a chance for a return and he gained 19 yards after fielding the punt at the 11-yard line and returning it to the VU 30-yard line.
- Smith is a graduate transfer from North Carolina Central and had recorded 14 kickoff returns for the Eagles, but never a punt return. In his first year with the Wildcats, Smith is the team's leading receiver with nine catches for 122 yards and two touchdowns in addition to handling punt return duties.

STANDOUT PERFORMERS ON DEFENSE

- Sophomore defensive lineman **Capri Martin** was named Villanova's defensive player of the game in the Towson win. His two tackles on the day included his first career solo sack while he also added a forced fumble and a quarterback hurry to his stat line. Martin sacked Tigers quarterback Sean Brown in the second quarter on a 3rd-and-4 play from the Towson 37-yard line and forced the Tigers to punt in what was then a 7-7 tie game. Martin played in 11 games as a true freshman last season and has emerged as a starter on the Wildcats defensive line this year.
- Martin wasn't the only member of the defensive line to stand out in Saturday's win, as redshirt freshman **Nigel McSween** had a career-high three tackles and — like Martin — registered his first career solo sack.

CAA FOOTBALL

Standings (Top 25)	CAA	Overall
Villanova	1-0	3-0
Delaware	1-0	2-0
Rhode Island	1-0	2-1
Monmouth	1-0	1-2
Hampton	0-0	2-1
New Hampshire	0-0	2-1
Stony Brook	0-0	2-1
William & Mary	0-0	2-1
UAlbany	0-0	1-2
Bryant	0-0	1-2
Elon	0-0	1-2
Richmond	0-0	1-2
Campbell	0-1	1-2
Maine	0-1	1-2
North Carolina A&T	0-1	1-2
Towson	0-1	1-2
TOTAL		24-23

WEEK 4 SCHEDULE

Saturday, September 21

Villanova at Maryland	12:00 PM
Rhode Island at LIU	12:00 PM
Maine at Merrimack	1:00 PM
Towson at North Dakota State	2:00 PM
Bryant at New Hampshire (*)	3:00 PM
Howard at Hampton	4:00 PM
Stony Brook at Campbell (*)	5:00 PM
Richmond at Delaware State	6:00 PM
Penn at Delaware	6:00 PM
East Tennessee State at Elon	6:00 PM
Monmouth at FIU	6:00 PM
Furman at William & Mary	6:00 PM
N.C. A&T at North Carolina Central	7:00 PM

WEEK 3 RESULTS

Saturday, September 14

Villanova 14, Towson 13 (*)
Monmouth 51, Maine 22 (*)
Delaware 42, North Carolina A&T 13 (*)
Rhode Island 21, Campbell 9 (*)
Stony Brook 27, Fordham 21
Richmond 38, Charleston Southern 0
Holy Cross 43, Bryant 22
Hampton 37, Norfolk State 7
Idaho 41, UAlbany 13
William & Mary 28, Wofford 21
Western Carolina 24, Elon 17
New Hampshire 45, Stonehill 6

VILLANOVA FOOTBALL GAME NOTES

NATIONAL RANKINGS

STATS PERFORM FCS TOP 25				SEPT. 16
Rk	Team (1st)	Rec.	Pts.	
1	South Dakota State (41)	2-1	1,380	
2	North Dakota State (5)	2-1	1,311	
3	Montana State (7)	3-0	1,296	
4	Idaho (3)	2-1	1,255	
5	Villanova	3-0	1,131	
6	South Dakota	1-1	1,108	
7	Southern Illinois	2-1	986	
8	Central Arkansas	2-1	983	
9	Montana	2-1	961	
10	North Dakota	2-1	911	
11	Sacramento State	1-2	881	
12	William & Mary	2-1	738	
13	UC Davis	2-1	653	
14	Mercer	3-0	575	
15	UIW	1-2	565	
16	Tarleton State	2-1	539	
17	Illinois State	2-1	518	
18	Lafayette	2-1	444	
19	Abilene Christian	2-1	283	
20	UAlbany	1-2	255	
21	Southeast Missouri State	2-1	218	
22	Lamar	1-2	184	
23	Chattanooga	0-3	133	
24	Western Carolina	1-2	125	
25	Northern Iowa	2-1	103	

Receiving Votes: Florida A&M 82, Wofford 82, **Richmond 80**, Eastern Illinois 53, **Rhode Island 52**, Weber State 49, Youngstown State 39, **Elon 34**, Furman 30, Southern Utah 17, North Carolina Central 15, Duquesne 13, **Campbell 11**, East Tennessee State 11, Harvard 8, Drake 7, **New Hampshire 5**, McNeese 3, **Towson 2**

AFCA FCS COACHES POLL

				SEPT. 16
Rk	Team (1st)	Rec.	Pts.	
1	South Dakota State (22)	2-1	644	
2	North Dakota State (1)	2-1	605	
3	Montana State (3)	3-0	602	
4	Idaho	2-1	573	
5	Villanova	3-0	515	
6	South Dakota	1-1	514	
7	Southern Illinois	2-1	470	
8	Central Arkansas	2-1	462	
9	North Dakota	2-1	439	
10	Montana	2-1	436	
11	Sacramento State	1-2	379	
12	UC Davis	2-1	349	
13	William & Mary	2-1	334	
14	Lafayette	2-1	263	
15	Illinois State	2-1	258	
16	Mercer	3-0	236	
17	Tarleton State	2-1	235	
18	UIW	1-2	158	
19	Northern Iowa	2-1	114	
20	Florida A&M	2-1	107	
21	Southeast Missouri State	2-1	97	
22	UAlbany	1-2	94	
23	Abilene Christian	2-1	72	
24	Chattanooga	0-3	59	
25	Youngstown State	1-2	41	

Receiving Votes: **Richmond 37**, **New Hampshire 33**, Northern Arizona 33, Furman 28, Weber State 23, Lamar 22, Wofford 22, Western Carolina 20, McNeese 18, **Rhode Island 18**, Delaware State 13, **Elon 13**, Nicholls 12, Eastern Illinois 11, Eastern Kentucky 9, Jackson State 9, Alabama State 7, Central Connecticut 7, The Citadel 7, Yale 7, Duquesne 6, Lehigh 6, **Monmouth 6**, Wagner 6, Drake 3, North Carolina Central 3, Southern Utah 3, Tennessee-Martin 3, Butler 2, Tennessee State 2, Murray State 1, **Stony Brook 1**

VILLANOVA NOTEBOOK

LOW-SCORING WIN

- Villanova's 14-13 win over Towson on Saturday was the fewest points scored in a victory since the Wildcats posted a 13-3 win over Maine on October 31, 2015. Villanova has won just four of its last 23 games when it its held below 20 points.

TREND BUSTERS

- Villanova's win over Towson on Saturday was an unusual one when you consider the following circumstances: the Tigers scored the first points of the game and the Wildcats trailed at the end of the first quarter; Villanova went into halftime without the lead (the game was tied 7-7); Towson finished the day with more yards of total offense; the Wildcats were held below 20 points and did not force a turnover while committing two of their own. The following are Villanova's records since 2017 in each of those scenarios:

VILLANOVA RECORD SINCE 2017 WHEN... (all scenarios occurred in Saturday's WIN)

◆ Trailing at the end of the first quarter	4-14
◆ Tied or trailing at halftime	6-24
◆ Opponent scores first	7-19
◆ Villanova held below 20 points	4-13
◆ Opponent gains more yards	7-23
◆ Villanova loses turnover margin	8-15

CONFERENCE OPENER

- Villanova is 27-10 in league openers in its FCS era. The successful trend continued last week when the Wildcats tallied a 14-13 win over Towson. It marked the 10th time in the last 13 years that Villanova won its CAA Football opener. The team has posted a .500 or better record in 27 of its 36 seasons as a member of the Yankee Conference, Atlantic 10 and CAA Football.

HANG ON TO THAT BALL

- Villanova played turnover-free football in each of its first two games of the season before turning the ball over twice on a pair of lost fumbles in the Towson game. Regardless, the trends have been encouraging for the Wildcats in the first three games of the season after Villanova committed at least one turnover in all 13 games it played last season.

CAA FOOTBALL ALL-TIME LEAGUE RECORDS

Team	Record	Pct.	Titles (Shared-Outright)	Last Title
Villanova	173-114	.603	8 (7-1)	2023
Delaware	182-120	.603	10 (8-2)	2020
New Hampshire	259-210-10	.551	14 (5-9)	2022
William & Mary	131-113	.537	5 (4-1)	2022
Richmond	150-151	.498	9 (8-1)	2023
Elon	35-40	.467	0 (0-0)	—
Maine	221-256-7	.464	13 (8-5)	2018
Campbell	4-5	.444	0 (0-0)	—
Monmouth	7-10	.412	0 (0-0)	—
Towson	62-90	.408	2 (1-1)	2012
Stony Brook	34-50	.405	0 (0-0)	—
UAlbany	29-55	.345	1 (1-0)	2023
Rhode Island	157-324-7	.329	7 (5-2)	1985
Hampton	4-12	.250	0 (0-0)	—
North Carolina A&T	0-9	.000	0 (0-0)	—

Former members of the conference are not listed here.

VILLANOVA FOOTBALL GAME NOTES

VILLANOVA NOTEBOOK

BIG PLAY POTENTIAL

- Sixth year quarterback **Connor Watkins** has thrown seven career touchdown passes of 75 yards or longer. No previous quarterback in school history had more than four such passes. Watkins has made 27 career starts under center and has tallied 34 completions for 40 yards or longer. He has...

- ◆ Seven career TD passes for 70+ yards (*no previous Villanova QB had more than four*)
- ◆ 13 career completions for 40-49 yards
- ◆ 6 career completions for 50-59 yards
- ◆ 8 career completions for 60-69 yards
- ◆ 5 career completions for 70-79 yards
- ◆ 2 career completions for 80-89 yards

5,000 AND 300

- **Connor Watkins** reached a pair of career milestones in the win over Youngstown State. He became the ninth quarterback in school history to reach 5,000 career passing yards and he also became the quarterback in Villanova history with at least 300 career completions. Watkins' current career passing totals are 5,275 yards (319-566) with 39 touchdowns and 21 interceptions.

TRIPLE THREAT

- Not only did Villanova rush for a total of 246 yards in the season opener against Youngstown State, its top three rushers all averaged better than eight yards per carry. Quarterback **Connor Watkins** led the way with 107 yards on 10 carries (10.7 average), while running backs **Isaiah Ragland** and **David Avit** averaged 9.3 yards (seven carries, 65 yards) and 8.4 yards (five carries, 42 yards), respectively. The last time the Wildcats had three rushers average 8.0+ yards per carry was on October 25, 2014 against Morgan State.

HERE'S THE KICKER

- Fifth year kicker **Ethan Gettman** has been effective in all facets of the kicking game in the first three weeks of the season. The graduate transfer from Bryant is a perfect 9-of-9 PATs for the Wildcats. He made his eighth career field goal from 40+ yards when he drilled a 42-yarder in the first quarter of the season opener. Gettman is also averaging 42.1 yards on 14 punts this season. He kicked a 62-yard punt in the season opener and is coming off a performance against Towson in which he amassed a career-high 232 yards on six attempts (38.7 yards per punt).

VILLANOVA VERSUS FCS RANKED OPPONENTS

Villanova...	All-Time (since 1985)	Mark Ferrante Era	2024 Season
vs. Top 25	72-81 (.471)	14-11	1-0
vs. No. 1 Team	3-7 (.300)	0-2	0-0
vs. 1-5	18-14 (.563)	2-3	0-0
vs. 1-10	28-35 (.444)	3-7	0-0
vs. 11-15	14-16 (.467)	2-1	0-0
vs. 16-20	15-15 (.500)	5-1	0-0
vs. 21-25	15-15 (.500)	4-2	1-0
VU Ranked	58-51 (.532)	11-9	1-0
VU Unranked	14-30 (.318)	3-2	0-0
Home	46-30 (.605)	8-4	1-0
Away	26-51 (.338)	6-7	0-0
Conference	53-71 (.427)	9-9	0-0
Non-Conference	19-10 (.655)	5-2	1-0

CAREER ACCOLADES

TEMI AJIRO TUTU

- CAA Third Team Offense 2023

BRENDAN BELL

- CAA Second Team Defense 2023
- CAA Defensive Player of the Week 2023 — 9.25
- CAA Defensive Player of the Week 2023 — 11.6

SHANE HARTZELL

- CAA Honorable Mention 2023
- CAA Rookie of the Week 2022 — 11.21

RICHIE KIMMEL

- CAA Defensive Player of the Week 2024 — 9.2

ISAIAH RAGLAND

- CAA Rookie of the Week 2023 — 10.16
- CAA Rookie of the Week 2024 — 9.2
- CAA Rookie of the Week 2024 — 9.16

TY TRINH

- CAA Second Team Defense 2023

CONNOR WATKINS

- CAA Third Team Offense 2023
- CAA Offensive Player of the Week 2023 — 10.30

ISAS WAXTER

- CAA Football Second Team Defense 2023

HEAD COACH MARK FERRANTE

- Eddie Robinson Award Finalist 2023
- AFCA FCS Region 1 Coach of the Year 2021
- CAA Football Coach of the Year 2021
- AFCA FCS Assistant Coach of the Year 2015

VILLANOVA RECORD BOOK

CAREER PASSING YARDS

1. Chris Boden	10,166	(868-1412)	1996-99
2. Brett Gordon	9,639	(833-1246)	1999-02
3. Kirk Schulz	9,496	(793-1,331)	1985-89
4. John Robertson	7,290	(561-875)	2011-15
5. Zach Bednarczyk	6,525	(528-850)	2015-18
6. Daniel Smith	6,518	(476-843)	2019-21
7. Chris Whitney	6,241	(541-833)	2007-10
8. Tom Colombo	5,825	(489-827)	1989-92
9. Connor Watkins	5,391	(333-591)	2019—

CAREER TOTAL OFFENSE

1. John Robertson	10,933	2011-15
2. Chris Boden	9,993	1996-99
3. Brett Gordon	9,317	1999-02
4. Kirk Schulz	9,086	1985-89
5. Chris Whitney	8,401	2007-10
6. Zach Bednarczyk	7,750	2015-18
7. Daniel Smith	7,386	2019-21
8. Connor Watkins	6,407	2019—

VILLANOVA FOOTBALL GAME NOTES

FCS PLAYOFF HISTORY

Overall Record: 14-14
Mark Ferrante: 2-3

1989 0-1

R1: at Georgia Southern L, 36-52

1991 0-1

R1: at Youngstown State L, 16-17

1992 0-1

R1: at Youngstown State L, 20-23

1996 0-1

R1: at East Tennessee State L, 29-35

1997 1-1

R1: vs. Colgate W, 49-28

QF: vs. Youngstown State L, 34-37

2002 2-1

R1: vs. Furman W, 45-38

QF: vs. Fordham W, 24-10

SF: at McNeese L, 28-39

2008 1-1

R1: vs. Colgate W, 55-28

QF: at James Madison L, 27-31

2009 4-0

R1: vs. Holy Cross W, 38-28

QF: vs. New Hampshire W, 46-7

SF: vs. William & Mary W, 14-13

NC: vs. Montana (*Chattanooga, Tenn.*) W, 23-21

2010 2-1

R2: at Stephen F. Austin W, 54-24

QF: at Appalachian State W, 42-24

SF: at Eastern Washington L, 31-41

2012 0-1

R1: at Stony Brook L, 10-20

2014 1-1

R2: vs. Liberty W, 29-22

QF: vs. Sam Houston State L, 31-34

2016 1-1

R1: vs. Saint Francis W, 31-21

QF: at South Dakota State L, 7-10

2019 0-1

R1: at Southeastern Louisiana L, 44-45

2021 1-1

R2: vs. Holy Cross W, 21-16

QF: vs. South Dakota State L, 21-35

2023 1-1

R2: vs. Youngstown State W, 45-28

QF: @ South Dakota State L, 12-23

VILLANOVA NOTEBOOK

FIRST TIME STARTERS

- Villanova had four starters on both sides of the ball who were making their first career starts in this year's season opener against Youngstown State.

PLAYERS WHO MADE THEIR FIRST CAREER START IN SEASON OPENER

RB	Isaiah Ragland	5th career game
WR	Kenyon Miles	10th career game
LG	Tommy Broderick	5th career game
RG	Chris McCullers	5th career game
DT	Obinna Nwobodo	17th career game
DE	Capri Martin	12th career game
LB	Richie Kimmel	27th career game
CB	Zahmir Dawud	4th career game

MAKING THEIR DEBUT

- In addition to the first time starters against Youngstown State, the Wildcats also had six players appear in their first collegiate game during the 24-17 victory.

VILLANOVA PLAYERS WHO MADE COLLEGIATE DEBUT IN SEASON OPENER

#16	Jack Ryder	Holder
#24	David Avit	Running Back
#38	Newton Essiem	Cornerback
#56	Christian Caballero	Linebacker
#80	Chris Colby	Wide Receiver
#85	Nolan Clayton	Tight End

EXPERIENCE WINS

- Villanova is an experienced group in 2024, with the 93 members of the roster having combined to play in **1,125** career games with **435** starts entering play against Towson this week.

OVERTIME HISTORY (since 1985)

Year	Opponent	Result	Score
1988	at Boston University	Win	31-24
1989	Connecticut	Win 6OT	41-35
1994	Delaware	Loss	31-38
1995	James Madison	Loss	27-28
1998	Delaware	Win	34-31
1999	at Connecticut	Win	48-45
1999	Delaware	Win 3OT	51-45
2000	William & Mary	Loss	41-48
2001	James Madison	Win	45-44
2003	at Temple	Win 2OT	23-20
2007	Maine	Win	24-17
2007	at Massachusetts	Loss 4OT	24-32
2008	at Penn	Win	20-14
2010	at Delaware	Win	28-21
2014	at Syracuse	Loss 2OT	26-27
2017	at Albany	Loss	10-19
2019	at Towson	Win	52-45
2020	Rhode Island	Loss	37-40

VILLANOVA FOOTBALL GAME NOTES

VILLANOVA NOTEBOOK

LAST YEAR, RIGHT HERE

- This year's season opener was Youngstown State's second straight game at Villanova Stadium after the Wildcats and Penguins faced each other in a second round playoff game last season. Villanova won that game, 45-28, on December 2, 2023 and advanced to the quarterfinals by posting its first victory over Youngstown State since 1978. The Penguins had not played a regular season game at Villanova Stadium since 1999 prior to this year's lidlifter.

THAT HASN'T HAPPENED IN A WHILE

- The last time Villanova played its home opener against the same opponent as it hosted in the final home game of the previous season was in 1968 and 1969 against West Chester. The Wildcats tallied a 63-3 win over their local foes in the final home game of the 1968 campaign and defeated the Golden Rams, 41-14, in the 1969 home opener.

CAA FAVORITES

- Villanova is the defending CAA Football co-champion and earned last season's automatic bid to the FCS playoffs. In a preseason poll of league head coaches, the Wildcats are considered the favorite to finish atop the league standings once again in 2024. Villanova received nine first-place votes and a total of 217 points in the preseason poll to finish ahead of Richmond (one first-place vote, 189 points) and UAlbany (three first-place votes, 179 points).

CAA PRESEASON HONORS

- Starting quarterback **Connor Watkins** was named the CAA Football Preseason Offensive Player of the Year and was one of a league-high six Wildcats who were selected to the CAA Football Preseason All-Conference Team. The other preseason league honorees are offensive lineman **Temi Ajirotutu**, linebackers **Brendan Bell** and **Shane Hartzell**, cornerback **Isas Waxter** and safety **Ty Trinh**. Wide receiver Jaylan Sanchez was an honorable mention preseason pick.

PRESEASON NATIONAL HONORS

- Villanova quarterback **Connor Watkins** and cornerback **Isas Waxter** were named to the preseason watch lists for the Walter Payton Award and the Buck Buchanan Award which are presented to the top FCS offensive and defensive player each year. Waxter was also named to the Senior Bowl Watch List, while he and linebacker **Shane Hartzell** earned preseason All-America honors from both Stats Perform and Phil Steele.

ENTERING WITH EXPERIENCE

- Villanova began the 2024 season with a veteran roster that had combined for 971 career games played in college football prior to this year. The Wildcats returned a total of 11 starters from last year's team which went 10-3 overall and 7-1 against league competition along the way to claiming a share of the CAA Football championship and advancing to the quarterfinal round of the FCS playoffs.

REGULAR SEASON SUCCESS

- Villanova compiled a 9-2 regular season record last year for the second time in the past three seasons. Prior to 2021 the Wildcats had not had a two-loss regular season since posting a 10-2 mark in 2014. Last year marked the eighth season overall with no more than two regular season losses since Villanova joined a conference in 1988.

VILLANOVA FOOTBALL HISTORY

- Villanova is playing its 127th season of varsity football this year and its 40th season as an FCS program since reinstating football in 1985 after a four-year absence. During the program's history the Wildcats have an overall record of 661-502-41 (.566). Prior to the FCS era, Villanova played in college football bowl games in 1937, 1947, 1949, 1961 and 1962 and went 2-2-1 in those games. The wins came against Nevada (27-7) in the 1949 Harbor Bowl in San Diego, Calif. and against Wichita State (17-9) in the 1961 Sun Bowl in El Paso, Texas.

Since becoming an FCS program in 1985, the Wildcats have made 15 appearances in the FCS playoffs and have advanced to at least the semifinals on three occasions (2002, 2009 and 2010). Former head coach **Andy Talley** guided Villanova to its first national title with a 23-21 victory over Montana in 2009. The Wildcats have also won at least a share of eight league championships in the Yankee Conference (1988-1996), the Atlantic 10 Conference (1997-2006) and CAA Football (2007-present).

VILLANOVA FOOTBALL GAME NOTES

VILLANOVA'S RECORD...

	2024	Ferrante
Overall	3-0	50-29
CAA Football	1-0	31-22
Non-Conference	2-0	19-7
Home	2-0	26-12
Road	1-0	24-17
Neutral	0-0	0-0
Current Streak	W3	W3
Home Streak	W2	W11
Road Streak	W1	W1

Day Games	1-0	37-25
Night Games	2-0	13-4
March	0-0	1-1
April	0-0	1-1
August	1-0	2-0
September	2-0	20-9
October	0-0	11-9
November	0-0	13-7
December	0-0	2-2
Ranked Teams	1-0	14-12
Unranked Teams	2-0	36-17
Overtime	0-0	1-2

After 1st Quarter

Leading	2-0	41-7
Trailing	1-0	4-14
Tied	0-0	5-8

Halftime

Leading	2-0	44-5
Trailing	0-0	5-22
Tied	1-0	1-2

After 3rd Quarter

Leading	3-0	44-4
Trailing	0-0	5-22
Tied	0-0	1-3

Scoring

Scoring First	2-0	43-10
Opp. Scores First	1-0	7-19
Scoring 0-9	0-0	0-6
Scoring 10-19	1-0	4-13
Scoring 20-29	2-0	10-5
Scoring 30-39	0-0	19-3
Scoring 40+	0-0	17-2
Allowing 0-9	1-0	15-0
Allowing 10-19	2-0	20-4
Allowing 20-29	0-0	11-9
Allowing 30-39	0-0	3-9
Allowing 40+	0-0	1-7

Game Decided By

0-9 Points	2-0	15-12
10-19 Points	0-0	7-7
20+ Points	1-0	28-10

Statistics

Outgain opp.	2-0	43-6
Outgained by opp.	1-0	7-23
VU 100-yard rusher	2-0	24-4
VU 100-yard receiver	1-0	22-10
VU 300-yard passer	0-0	5-4
Opp. 100-yard rusher	1-0	4-14
Opp. 100-yard receiver	0-0	10-11
Opp. 300-yard passer	0-0	6-7

Turnovers

No turnovers	2-0	16-3
1-2 turnovers	1-0	29-19
3+ turnovers	0-0	5-7
No takeaways	1-0	5-9
1-2 takeaways	1-0	29-18
3+ takeaways	1-0	16-2
Win turnover margin	2-0	29-5
Lose turnover margin	1-0	8-15
Turnovers tied	0-0	13-6

STATISTICAL RANKINGS

Team Stats	CAA	FCS	Stat
------------	-----	-----	------

Offense

Rushing Offense	1	13	204.3
Red Zone Offense	8	36	87.5%
Total Offense	8	44	355.3
Scoring Offense	8	62	22.0
3rd Down Pct.	9	42	38.7%
First Downs	9	50	55
Passing Efficiency	10	52	127.5
Sacks Allowed	10	71	2.33
Passing Offense	15	86	151.0
4th Down Pct.	16	106	0.0%

Defense

Scoring Defense	1	3	11.0
Red Zone Defense	1	3	50.0%
Def. Passing Efficiency	2	11	104.66
Opp. 3rd Down Pct.	4	18	29.3%
Total Defense	4	22	326.3
Passing Defense	4	36	187.7
Rushing Defense	4	45	138.7
First Downs Allowed	5	41	56
Team Sacks	8	53	1.67
Opp. 4th Down Pct.	9	71	57.1%

Special Teams

PAT Percentage	T1	n/a	100.0%
Kickoff Returns	4	42	21.75
Net Punting	4	42	38.25
Kickoff Ret. Def.	7	44	18.75
Punt Return Defense	7	61	9.0
Punt Returns	8	42	9.5
Field Goal Pct.	T13	n/a	50.0%

Miscellaneous

Turnover Margin	3	27	+2
Penalty Yards/Game	8	42	51.67
Time of Possession	13	75	28:40

Player Stats*	CAA	FCS	Stat
---------------	-----	-----	------

Brendan Bell

Solo Tackles/Game	2	8	6.33
Total Tackles/Game	2	27	9.33

Richie Kimmel

Fumble Recoveries	2	10	1
-------------------	---	----	---

Isaiah Ragland

Rushing Yards/Carry	2	16	7.33
---------------------	---	----	------

Connor Watkins

Points Responsible For	3	13	42
------------------------	---	----	----

n/a Team stat not kept in FCS national stats

** Players who rank in the top three in the CAA*

WILDCATS IN THE NFL

CURRENT NFL ROSTERS

Christian Benford, Bills

Qadir Ismail, Ravens (practice squad)

Jalen Jackson, Jaguars (practice squad)

Tanoh Kpassagnon, Saints

ALL-TIME NFL DRAFT PICKS

Year.....Name.....Rd.....Team

1936	Eddie Michaels	2	Bears
1938	John Mellus	7	Giants
1940	Andy Chisick	7	Cardinals
1943	George Smith	21	Cardinals
1943	Steve Pritko	28	Rams
1944	Val Jansante	10	Steelers
1944	Al Postus	20	Eagles
1947	Bob David	25	Rams
1949	Lou Ferry	3	Packers
1949	Ed Berrang	5	Redskins
1950	Ralph Pasquariello	1	Rams
1950	John Sandusky	2	Browns
1950	Steve Romanik	3	Bears
1950	Dan Brown	11	Redskins
1951	Pete D'Alonzo	4	Lions
1953	Gene Filipski	7	Browns
1956	Don McComb	21	Giants
1957	Joe Ryan	25	Bears
1962	Frank Budd	7	Eagles
1962	Sam Gruneisen		Chargers
1963	Larry Glueck	3	Bears
1963	Billy Joe		Broncos
1965	Mike Strofolino	4	Rams
1965	Al Atkinson		Bills
1969	Rich Moore	1	Packers
1969	John Sodaski	9	Steelers
1970	Billy Walik	11	Eagles
1972	Mike Siani	1	Raiders
1972	John Babinecz	2	Cowboys
1972	Ernie Messmer	13	Steelers
1973	Kevin Reilly	7	Dolphins
1974	Joe Miller	11	Redskins
1974	John Givens	14	Falcons
1975	John Zimba	5	Browns
1976	Gary Shugrue	11	Lions
1976	Steve Ebbecke	13	Eagles
1977	John Mastronardo	10	Eagles
1981	Howie Long	2	Raiders
1981	David Martin	9	Lions
2002	Brian Westbrook	3	Eagles
2008	Matt Sherry	6	Bengals
2011	Ben Ijalana	2	Colts
2017	Tanoh Kpassagnon	2	Chiefs
2017	Brad Seaton	2	Titans
2022	Christian Benford	6	Bills

VILLANOVA FOOTBALL GAME NOTES

COMPLETE STUDENT-ATHLETES

ACADEMIC HIGHLIGHTS

NCAA ACADEMIC DATA

■ Each year the NCAA recognizes programs that have a multi-year Academic Progress Rate (APR) score that ranks within the top 10 percent of their sport nationwide. Villanova has earned this award nine times in the 18-year history of the APR program.

■ In the most recent APR data released in June 2024 the football program's multi-year APR score of 982 was 25 points above the national average for FCS programs.

■ New data on the NCAA Graduation Success Rate (GSR) was released in December 2023 and Villanova led all CAA Football schools while matching a program record at 96 percent.

ACADEMIC ALL-AMERICANS

■ One of the highest honors that a student-athlete can achieve is to be named an Academic All-American, an award which encompasses both academic achievement as well as contributions on the field. Villanova has had 12 football student-athletes earn a total of 14 Academic All-America honors over the years.

CAA TEAM ACADEMIC EXCELLENCE

■ Villanova has been the winner of the CAA Football Team Academic Excellence Award four times in the last eight years. The award is presented at the end of each academic year to the conference school with the highest team GPA.

CAA SCHOLAR-ATHLETE OF THE YEAR

■ Villanova has had five student-athletes be named the CAA Football Scholar-Athlete of the Year. Nominees for the award must have attained senior standing academically and have a cumulative GPA of 3.0 or higher.

CAA ACADEMIC HONOR ROLL

■ Student-athletes with a semester GPA of 3.0 or higher are named to the CAA Commissioner's Academic Honor Roll. Villanova had 62 honorees for the Fall 2022 semester and 63 student-athletes achieve this distinction for the Spring 2023 term.

ACADEMIC ALL-AREA TEAMS

■ In conjunction with the *Philadelphia Inquirer*, the sports information directors at the colleges and universities in the Philadelphia area (PhillySIDA) name an Academic All-Area team and a football Performer of the Year each season. In the 17 years of the Academic All-Area program, which started with the 2005-06 academic year, the football team has had a total of 60 selections to the Academic All-Area Team. In addition, the Wildcats have had five Performers of the Year.

NCAA PUBLIC RECOGNITION AWARD

■ 2004-05
■ 2005-06
■ 2006-07
■ 2007-08
■ 2008-09
■ 2014-15
■ 2015-16
■ 2016-17
■ 2017-18

ACADEMIC ALL-AMERICANS

■ David Graziano	1975, 1976
■ Ron Sency	1987
■ Rich Spugnardi	1987
■ Bob Brady	1988
■ Peter Lombardi	1988
■ Scott Rushton	1988
■ Kevin Martchek	1990
■ Tim Matas	1992
■ Gregg Ziegler	1994
■ Deon Jackson	1996
■ Raymond Ventrone	2003
■ Don Cherry	2014, 2015

CAA ACADEMIC EXCELLENCE AWARD

■ Villanova	2016-17
■ Villanova	2017-18
■ Villanova	2022-23
■ Villanova	2023-24

CAA SCHOLAR-ATHLETE OF THE YEAR

■ Matt Sherry	2007-08
■ Osayi Osunde	2009-10
■ Don Cherry	2014-15
■ Jake Prus	2015-16
■ Colin Gamroth	2021-22

ACADEMIC HONOR ROLL SELECTIONS*

■ 1988-89	5
■ 1989-90	9
■ 1990-91	6
■ 1992-93	4
■ 1993-94	8
■ 1994-95	14
■ 1995-96	7
■ 1996-97	6
■ 1997-98	1
■ 1998-99	7
■ 1999-00	4
■ 2000-01	5
■ 2001-02	5
■ 2002-03	13
■ 2003-04	10
■ 2004-05	9
■ 2005-06	10
■ 2006-07	9
■ 2007-08	11
■ 2008-09	7
■ 2009-10	7
■ 2010-11	8
■ 2011-12	12
■ 2012-13	11
■ 2013-14	16
■ 2014-15	20
■ 2015-16	42
■ 2016-17	42
■ 2017-18	46
■ 2018-19 (Fall)	41
■ 2018-19 (Spring)	38
■ 2019-20 (Fall)	45
■ 2019-20 (Spring)	52
■ 2020-21 (Fall)	43
■ 2020-21 (Spring)	51
■ 2021-22 (Fall)	55
■ 2021-22 (Spring)	48
■ 2022-23 (Fall)	62
■ 2022-23 (Spring)	63
■ 2023-24 (Fall)	59
■ 2023-24 (Spring)	57

* Criteria for this award has periodically changed over the years.

ACADEMIC ALL-AREA PERFORMERS OF THE YEAR

■ Brian Hulea	2005-06
■ Matt Sherry	2007-08
■ Osayi Osunde	2009-10
■ Chris Whitney	2010-11
■ Forrest Rhyne	2021-22

ACADEMIC ALL-AREA SELECTIONS

■ Brian Hulea	2005-06
■ Adam James	2005-06
■ Frank Jankowski	2005-06

■ Allyn Bacchus	2006-07
-----------------	---------

■ Idriz Bauta	2007-08
■ Osayi Osunde	2007-08
■ Matt Sherry	2007-08

■ Angelo Babbaro	2008-09
■ Idriz Bauta	2008-09
■ Osayi Osunde	2008-09
■ Chris Whitney	2008-09

■ Angelo Babbaro	2009-10
■ Osayi Osunde	2009-10
■ Chris Whitney	2009-10

■ Angelo Babbaro	2010-11
■ Chris Whitney	2010-11

■ Josh Bucci	2011-12
■ Craig James	2011-12
■ Nick Yako	2011-12

■ Josh Bucci	2012-13
■ Bill Vogel	2012-13

■ Don Cherry	2013-14
■ Kevin Gulyas	2013-14
■ Cameron McCurry	2013-14
■ Bill Vogel	2013-14

■ Don Cherry	2014-15
■ Kevin Gulyas	2014-15
■ Ross Hall	2014-15
■ Cameron McCurry	2014-15
■ Jake Prus	2014-15

■ Don Cherry	2015-16
■ Kevin Gulyas	2015-16
■ Tanoh Kpassagnon	2015-16
■ Jake Prus	2015-16

■ Ryan Bell	2016-17
■ Tanoh Kpassagnon	2016-17
■ Rob Rolle	2016-17

■ Matt Donoghue	2017-18
■ John Hinchin	2017-18
■ Ricky Young	2017-18

■ Keeling Hunter	2018-19
■ Drew Kresge	2018-19
■ Chucky Smith	2018-19
■ Jeff Steeb	2018-19

■ Colin Gamroth	2019-20
■ Paul Grattan	2019-20
■ Forrest Rhyne	2019-20
■ Chucky Smith	2019-20

■ Cole Bunce	2021-22
■ Justin Covington	2021-22
■ Malik Fisher	2021-22
■ Colin Gamroth	2021-22
■ Jaaron Hayek	2021-22
■ Forrest Rhyne	2021-22

■ Michael Corbi	2022-23
■ Jaaron Hayek	2022-23

■ Brendan Bell	2023-24
■ Michael Corbi	2023-24
■ Ty Trinh	2023-24
■ Connor Watkins	2023-24

VILLANOVA FOOTBALL GAME NOTES

VILLANOVA HEAD COACH MARK FERRANTE



Mark Ferrante enters his eighth season as the Thomas and Diane Treacy Endowed Football Head Coach in 2024 and is in his 38th year overall with the Wildcats including his time as head coach and 30 years prior as an assistant coach from 1987-2016. He has been a part of 264 victories and all 15 of the program's FCS playoff appearances during his Villanova tenure. Entering the 2024 season Ferrante has a career head coaching record of 47-29 (.618) which includes 30 regular season CAA Football wins, two league titles and three playoff appearances.

Under Ferrante's watch, the Wildcats have won a share of the CAA Football title and earned the league's automatic bid to the Division I Football Championship in two of the

last three seasons. He guided Villanova to its latest conference championship and postseason berth in 2023 when the team went 10-3 and reached the quarterfinal round of the playoffs. The season included three wins over nationally-ranked opponents and the Wildcats clinched their CAA title and automatic playoff bid with a dominant 35-7 win at No. 7 Delaware in the final game of the regular season. Despite being picked to finish seventh in the CAA and not appearing in the pre-season national rankings, Villanova emerged from the year as conference champions and finished the 2023 campaign ranked No. 6 in the final Stats Perform poll of the season.

There was plenty of recognition to go around for a Villanova team which excelled in every facet of the game a year ago. For the third time in the past five seasons the Wildcats had at least 10 players selected to the CAA Football All-Conference teams, led by offensive lineman Michael Corbi and wide receiver Rayjuan Pringle on the first team. Villanova had a dozen all-conference honorees overall, with players on the second team to go along with three third team choices and two honorable mention selections. Corbi went on to be named an All-American by Stats Perform and Phil Steele, while Pringle (Phil Steele) and cornerback Isas Waxter (FCS Football Central) also earned All-America recognition.

In his first seven seasons as head coach, Ferrante has seen the Wildcats win five CAA Football major awards and earn a total of 52 all-conference accolades. Three players under Ferrante's watch - Corbi, cornerback Christian Benford and linebacker Forrest Rhyne - have earned All-America honors from Stats Perform and/or the American Football Coaches Association. Benford and Rhyne were first team All-Americans in 2021. Ferrante is himself one of the CAA Football major award winners after earning his first Coach of the Year honor in 2021.

Villanova had a breakthrough 2021 season which included a conference title and a top-eight seed in the FCS playoffs. In addition to being named the CAA Football Coach of the Year, Ferrante was the 2021 winner of the AFCA FCS Region 1 Coach of the Year award. That honor made him a finalist for National Coach of the Year consideration and earned him recognition at the AFCA national convention following the season. Ferrante guided the Wildcats to a 10-3 record in 2021 and Villanova won a share of the CAA Football title while reaching the playoffs for the second time in his head coaching tenure (2019, 2021).

Ferrante's 2021 squad was the first Wildcats team in seven years to finish the season ranked in the top-10 of both FCS national polls. Villanova came in at No. 8 in the final Stats Perform and AFCS FCS Top 25 rankings while tallying their seventh season in program history with 10 or more victories. The team hosted two playoff games and achieved success by playing - and beating - some of the top FCS teams in the nation. Villanova's 10-3 record was punctuated by four victories over Top 25 opponents, including No. 3 James Madison, No. 18 Rhode Island, No. 21 Richmond and No. 24 Holy Cross. Ferrante led the Wildcats to a 7-1 record against a challenging CAA Football schedule to mark the fifth season since 1988 in which the team had no more than one loss in conference play.

Villanova's league championship teams in 2021 and 2023 featured several players who had an opportunity to continue their football careers beyond the collegiate ranks. Following the 2023 season, running back Jalen Jackson and offensive lineman Nick Torres signed free agent contracts with the Jacksonville Jaguars and the Kansas City Chiefs, respectively. Three other players - running back TD Ayodurojaiye (Chicago Bears/Kansas City Chiefs), linebacker Danny Abraham (Seattle Seahawks) and wide receiver Jaaron Hayek (Kansas City Chiefs) - were invited to attend NFL rookie mini camps.

FERRANTE YEAR BY YEAR

AS HEAD COACH			
Year	School	Record	Conference
2017	Villanova	5-6	3-5
2018	Villanova	5-6	2-6
2019	Villanova	9-4	5-3
2020	Villanova	2-2	2-2
2021	Villanova	10-3	7-1
2022	Villanova	6-5	4-4
2023	Villanova	10-3	7-1
2024	Villanova	3-0	1-0
Total	8 Seasons	50-29	31-22

AS ASSISTANT COACH

Year	School	Record	Postseason
1983	St. Lawrence	5-3-1	
1984	Wagner	6-4	
1985	Lafayette	6-5	
1986	Lafayette	6-5	
1987	Villanova	6-4	
1988	Villanova	5-5-1	
1989	Villanova	8-4	FCS First Round
1990	Villanova	6-5	
1991	Villanova	10-2	FCS First Round
1992	Villanova	9-3	FCS First Round
1993	Villanova	3-8	
1994	Villanova	5-6	
1995	Villanova	3-8	
1996	Villanova	8-4	FCS First Round
1997	Villanova	12-1	FCS Quarterfinals
1998	Villanova	6-5	
1999	Villanova	7-4	
2000	Villanova	5-6	
2001	Villanova	8-3	
2002	Villanova	11-4	FCS Semifinals
2003	Villanova	7-4	
2004	Villanova	6-5	
2005	Villanova	4-7	
2006	Villanova	6-5	
2007	Villanova	7-4	
2008	Villanova	10-3	FCS Quarterfinals
2009	Villanova	14-1	FCS Champions
2010	Villanova	9-5	FCS Semifinals
2011	Villanova	2-9	
2012	Villanova	8-4	FCS First Round
2013	Villanova	6-5	
2014	Villanova	11-3	FCS Quarterfinals
2015	Villanova	6-5	
2016	Villanova	9-4	FCS First Round

FERRANTE RECORD BY OPPONENT

Opponent	Record	Last Meeting
Army West Point	0-1	2022 (L, 10-49)
Bucknell	3-0	2021 (W, 55-3)
Colgate	3-0	2024 (W, 28-3)
Delaware	6-1	2023 (W, 35-7)
Elon	2-1	2023 (W, 21-0)
Hampton	1-0	2022 (W, 24-10)
Holy Cross	1-0	2021 (W, 21-16)
James Madison	1-3	2021 (W, 28-27)
Lafayette	1-0	2017 (W, 59-0)
Lehigh	6-0	2023 (W, 38-10)
LIU	2-0	2022 (W, 38-21)
Maine	4-1	2022 (W, 45-20)
Maryland	0-0	
Monmouth	0-1	2022 (L, 42-49)
New Hampshire	1-2	2023 (W, 45-33)
North Carolina A&T	1-0	2023 (W, 37-14)
Penn State	0-1	2021 (L, 17-38)
Rhode Island	2-2	2023 (W, 35-9)
Richmond	3-2	2022 (L, 10-20)
South Dakota State	0-2	2023 (L, 12-23)
Southeastern Louisiana	0-1	2019 (L, 44-45)
Stony Brook	3-2	2023 (W, 48-13)
Temple	1-1	2018 (W, 19-17)
Towson	4-2	2024 (W, 14-13)
UAlbany	2-2	2023 (L, 10-31)
UCF	0-1	2023 (L, 14-48)
William & Mary	1-3	2022 (L, 12-45)
Youngstown State	2-0	2024 (W, 24-17)

VILLANOVA FOOTBALL GAME NOTES

MARK FERRANTE / VILLANOVA COACHING STAFF

Ferrante coached 11 players on the 2021 team who had professional opportunities, led by Christian Benford who was a sixth round draft pick of the Buffalo Bills and has since gone on to have a successful NFL career in Buffalo. In addition, 2021 CAA Football Defensive Player of the Year and first team All-American Forrest Rhyne signed a free agent contract and played in the NFL with the Indianapolis Colts. Cornerback Denzel Williams signed a free agent contract with the Baltimore Ravens.

One of the theme's of Ferrante's head coaching tenure has been his ability to keep his teams largely intact throughout the COVID pandemic and the changing landscape of college sports. Villanova began the 2021 season with 75 out of 85 players returning from the previous Spring, while the members of the 2023 team had combined to play in more than 1,000 college football games even before the season started. Experience wins, and Nova Nation has taken notice. Villanova's average attendance for five regular season home games in 2021 was its highest mark since 2013 and represented a 23 percent increase from 2019 prior to the pandemic. The increased attendance included the Wildcats first home sellout crowd since 2015 during the 2021 Family Weekend game against Richmond.

Ferrante has continually stressed the importance of his student-athletes coming to Villanova for a complete collegiate experience which includes excellence in their academic pursuits. In his first seven years as head coach, the Wildcats have been the winner of the CAA Football Team Academic Excellence Award three times. The award is presented to the team with the highest GPA in the conference each academic year and Villanova has been a repeat winner of the honor for both the 2022-23 and 2023-24 academic years.

The football program has set and tied its highest overall NCAA Graduation Success Rate (GSR) with a mark of 96 percent in each of the past two years. The most recent NCAA GSR data was released in December 2023 and the Wildcats had the highest score among CAA Football teams in both the NCAA metric and the federal rate calculation (93 percent). Additionally, new NCAA Academic Progress Rate (APR) data was released in June 2024 and Villanova's multi-year score of 982 was tied for second among CAA schools.

While winning the CAA Football title in 2023, the Wildcats had 59 student-athletes selected to the CAA Football Commissioner's Academic Honor Roll during the Fall semester and another 56 honorees for the Spring 2024 grading period.

Three student-athletes during the academic year were recognized as High Honors with Distinction for having a perfect 4.0 semester GPA: Nathan Fondacaro achieved this distinction in the Fall, while Tim Brown and Jake Picard did the same in the Spring. Villanova has had more than 650 selections to the CAA Football Commissioner's Academic Honor Roll during Ferrante's head coaching tenure and has had more than 550 selections to the Athletic Director's Honor Roll which is announced each semester for student-athletes who post a GPA of 3.2 or higher during the grading period.

In addition to Benford being an NFL Draft pick and the aforementioned NFL free agent contracts signed by Jackson, Torres, Rhyne and Williams, six players signed free agent contracts earlier in Ferrante's head coaching tenure. The list includes offensive tackle Brandon Hitner (LA Rams); safety Rob Rolle (Miami Dolphins); offensive lineman Ethan Greenidge (New Orleans Saints); defensive back Trey Johnson (Pittsburgh Steelers); defensive back Malik Reaves (Kansas City Chiefs); and linebacker Ed Shockley (Dallas Cowboys).

Ferrante leads one of the nation's elite FCS programs after playing an instrumental role in the Wildcats rise to national prominence. He has been a part of the coaching staff for all 15 of Villanova's appearances in the FCS playoffs, including the 2009 national championship season and a 2010 semifinal appearance while serving as the Assistant Head Coach on Andy Talley's staff. Ferrante has been a part of Villanova teams that have won eight CAA titles, three Lambert Meadows Cups and three ECAC Team of the Year awards.

Ferrante's success during his years as an assistant coach were recognized by others outside the Villanova program. At the end of the 2015 season he was named the FCS Assistant Coach of the Year by the American Football Coaches Association (AFCA). This award was first presented in 1997 and was created to honor assistant coaches who excel in community service, commitment to student-athletes and on-field coaching success.


Ferrante was a standout collegiate performer in his own right prior to joining the football coaching ranks. He was the quarterback for Andy Talley at St. Lawrence where he was named the 1982 Division III Player of the Year to go along with first team All-East honors. Ferrante directed the offense for a St. Lawrence team that went 10-1 during the 1982 season and reached the national semifinals in the playoffs.



Mark Ferrante
Head Coach



Chris Boden
Offensive Coordinator
Quarterbacks



Ross Penny Packer
Defensive Coordinator
Defensive Line



Sean Devine
Offensive Run Game Coord.
Offensive Line



David Riede
Recruiting Coordinator
Linebackers



Nate Pagan
Wide Receivers




Matt Colangelo
Special Teams Coord.
Safeties




Josh Fletcher
Running Backs



Dustin Johnson
Cornerbacks



Lachlan Kline
Offensive Assistant
Tight Ends




Ricky Venuto
Defensive Assistant



TJ Landis
Coord. of Video Ops. &
Administrative Services



Tyler Waite
Athletic Trainer



Mike Tucker
Strength & Conditioning

VILLANOVA FOOTBALL GAME NOTES

NUMERICAL ROSTER

No.	Name	Pos.	Cl.	Ht.	Wt.	Hometown	No.	Name	Pos.	Cl.	Ht.	Wt.	Hometown
0	Isas Waxter	DB	Gr.	6-2	215	Newark, N.J.	42	Timmy Furgeson	LB	Gr.	6-2	225	Gaithersburg, Md.
1	Jon Wyatt	DB	So.	6-2	200	Somerset, N.J.	43	Nino Betances	DB	Jr.	5-10	190	Brooklyn, N.Y.
2	Eli Smith	RB	Jr.	6-0	215	Houston, Texas	44	Richie Kimmel	LB	Sr.	6-1	235	Holmes, Pa.
3	Tanner Maddocks	QB	So.	6-1	210	Reading, Pa.	45	Ethan Gettman	PK	Gr.	6-4	205	Daytona Beach, Fla.
3	Josh Oluremi	DB	So.	6-3	205	Avenel, N.J.	48	Ralee Stephens	WR	Fr.	5-9	165	Asbury, N.J.
4	Jalen Goodman	DB	Gr.	6-0	205	Narberth, Pa.	50	AJ Koukou	DL	Fr.	6-1	275	Havertown, Pa.
4	Connor Watkins	QB	Gr.	6-3	225	Williamsport, Pa.	51	Dale Law	LB	Jr.	6-1	225	West Chester, Pa.
5	Jaylan Sanchez	WR	Jr.	6-0	200	North Bergen, N.J.	52	Chandon Pierre	DL	Gr.	6-2	285	Reno, Nev.
6	Nate Hill	WR	So.	6-3	210	Dallas, Texas	53	Jason Hall	LB	R-Fr.	6-2	225	Fall River, Mass.
7	Tyrell Mims	DB	Gr.	5-10	195	Philadelphia, Pa.	54	Thomas Colello	LS	Fr.	5-11	190	North Caldwell, N.J.
8	Michael Benincasa	QB	So.	6-1	215	Ardmore, Pa.	55	Mike Kennedy	DL	So.	6-1	290	Greenville, S.C.
8	Kaleb Moody	DB	Gr.	5-10	205	North Andover, Mass.	56	Christian Caballero	LB	R-Fr.	6-2	225	Niceville, Fla.
8	James Moody	QB	Gr.	6-0	195	Laguna Beach, Calif.	61	Dan McManus	OL	Jr.	6-4	285	Havertown, Pa.
9	Antonio Johnson	TE	Jr.	6-4	250	Fort Lauderdale, Fla.	62	RJ Reyes	OL	R-Fr.	6-5	295	Weston, Fla.
9	Ty Trinh	DB	Gr.	6-0	205	Owings Mills, Md.	63	Quin Whalen	OL	Jr.	6-4	290	Chalfont, Pa.
10	JR Strauss	LB	So.	6-3	225	Reading, Pa.	65	Ian Erickson	OL	Jr.	6-6	315	Atlanta, Ga.
11	Jordan Nelson	LB	Sr.	6-2	230	Palmerton, Pa.	66	Tyler Langin	DL	So.	6-3	270	Houston, Texas
12	Colin Kennedy	LB	Jr.	6-2	225	Fair Haven, N.J.	67	Kyle Fay	OL	R-Fr.	6-6	300	Cranford, N.J.
13	Ethan Carr	WR	Jr.	6-2	205	Harrison City, Pa.	69	Jake Picard	OL	Sr.	6-4	310	Hope, R.I.
14	Dylan Mills	QB	Fr.	6-2	210	Dana Point, Calif.	70	Dhamir Wesley	OL	Fr.	6-5	280	Millersville, Pa.
14	Robert Russo	QB	So.	6-3	225	Millsboro, Del.	73	Gilbert Deglau	OL	Gr.	6-5	295	Richmond, Va.
15	Kenyon Miles	WR	So.	6-2	195	Huntington Station, N.Y.	74	Temi Ajirotutu	OL	Gr.	6-5	320	Queens, N.Y.
16	Lucas Kopecky	WR	Gr.	6-3	200	Rocky Hill, N.J.	75	Stephane Voltaire	OL	Jr.	6-5	320	Randolph, Mass.
16	Jack Ryder	QB	Jr.	6-2	205	Media, Pa.	76	Chris McCullers	OL	R-Fr.	6-3	315	Round Hill, Va.
17	Irene Ngabonziza	WR	Jr.	5-9	190	Fort Worth, Texas	78	Tommy Broderick	OL	R-Fr.	6-5	305	Alpharetta, Ga.
18	Julian Glantz	RB	Jr.	6-1	220	Scarsdale, N.Y.	79	Ryan Cregan	OL	Fr.	6-6	290	Morristown, N.J.
19	Chris Dobrydney	WR	Jr.	5-10	185	Fairfax, Va.	80	Chris Colby	WR	Fr.	6-3	210	Rowley, Mass.
20	Isaiah Ragland	RB	R-Fr.	5-9	215	Alexandria, Va.	81	Brandon Binkowski	WR	Fr.	6-3	205	Haymarket, Va.
21	Jayvont Williams	DB	R-Fr.	6-1	200	Fort Worth, Texas	82	Ryan Kennedy	WR	So.	5-11	195	Cleveland Heights, Ohio
22	Devin Smith	WR	Gr.	5-10	185	Durham, N.C.	83	Luke Daly	WR	Jr.	6-1	195	Rye, N.Y.
23	Jamie Tyson	DB	Fr.	6-2	185	Somers Point, N.J.	84	Daniel Lopes	WR	Jr.	6-2	200	Cheshire, Conn.
24	David Avit	RB	Fr.	6-0	220	Potomac, Md.	85	Nolan Clayton	TE	R-Fr.	6-5	245	King of Prussia, Pa.
25	Christian Sapp	DB	Jr.	6-0	195	East Stroudsburg, Pa.	86	Sean Brodnik	TE	Fr.	6-3	220	Ardmore, Pa.
26	Isaiah Wright	RB	Jr.	5-8	205	Douglassville, Pa.	87	Ryan Sorge	WR	So.	6-3	210	Warrington, Pa.
27	Anthony Hawkins	DB	Fr.	6-3	190	Arnold, Md.	88	Carmen Ostroski	TE	Gr.	6-4	230	Blue Bell, Pa.
28	Brendan Bell	LB	Gr.	6-2	230	Basking Ridge, N.J.	89	James Welde	TE	Sr.	6-4	250	Havertown, Pa.
30	Ja'briel Mace	RB	R-Fr.	5-9	180	Somers Point, N.J.	90	Sebastian Smith	PK	Jr.	5-10	195	Bellingham, Wash.
31	Shane Hartzell	LB	Jr.	6-0	230	Perkasie, Pa.	91	Ayden Howard	DL	Sr.	6-2	295	McKinney, Texas
32	Omari Bursey	LB	Fr.	6-0	220	Broomfield, Colo.	92	Nigel McSween	DL	R-Fr.	6-4	255	Newark, N.J.
33	Turner Inge	LB	So.	6-1	220	Williamstown, N.J.	93	Capri Martin	DL	So.	6-2	260	Harlem, N.Y.
34	Ethan Potter	DB	Gr.	5-11	205	Chesapeake City, Md.	94	Ivan Murray	DL	R-Fr.	6-3	290	Paulsboro, N.J.
35	Langston White	LB	Fr.	6-2	210	Bristow, Va.	96	Ugo Nwotite	DL	Fr.	6-5	215	Linwood, N.J.
36	Damill Bostic	CB	Fr.	6-0	175	Hyattsville, Md.	97	Daniel Mueller	P	So.	5-10	190	Ephrata, Pa.
37	Zahmir Dawud	DB	R-Fr.	6-0	185	North Brunswick, N.J.	97	Chuck Smith	DL	Gr.	6-3	280	Suwanee, Ga.
38	Newton Essiem	DB	Fr.	5-11	175	Frederick, Md.	98	Obinna Nwobodo	DL	Sr.	6-3	295	Wilmington, Del.
39	Luke Myers	PK	Fr.	5-10	165	Breinigsville, Pa.	99	Ratu Delano Navoti	DL	Fr.	6-3	265	Brooklyn, N.Y.
41	Garrett Rogan	DB	Jr.	6-3	200	Mercer Island, Wash.							

PRONUNCIATION GUIDE

0	Isas Waxter	ice-iss (goes by ice)	52	Chandon Pierre	CHAN-don
5	Jaylan Sanchez	jalen	69	Jake Picard	pa-card
9	Ty Trinh	trinn	73	Gilbert Deglau	del-lau (rhymes with wow)
12	Tanner Maddocks	mad-ocks	74	Temi Ajirotutu	tem-ee ah-joro-too-too
16	Lucas Kopecky	ko-peck-ee	75	Stephane Voltaire	ste-fon vole-tare
17	Irene Ngabonziza	i-ruh-nay gob-on-zee-zuh	79	Ryan Cregan	cree-ginn
19	Chris Dobrydney	da-brid-nee	83	Luke Daly	daily
24	David Avit	ah-vit	87	Ryan Sorge	sorj (rhymes with George)
30	Ja'briel Mace	ja-breel	89	James Welde	well-D
32	Omari Bursey	bur-see	93	Capri Martin	ka-pree
37	Zahmir Dawud	da-woo	96	Ugo Nwotite	ooh-go wo-tee-tay
48	Ralee Stephens	rally	98	Obinna Nwobodo	o-binn-uh wa-BO-doe
50	AJ Koukou	koo-koo	99	Ratu Delano Navoti	rah-too de-lon-oh na-va-tee

VILLANOVA FOOTBALL GAME NOTES

OFFENSIVE DEPTH CHART

Pos.	No.	Name	Cl.	Ht.	Wt.	Hometown	Pronunciation
QB	4	Connor Watkins	6th	6-3	225	Williamsport, Pa.	
	3	Tanner Maddocks	So.	6-1	210	Reading, Pa.	mad-ocks
RB	20	Isaiah Ragland	R-Fr.	5-9	215	Alexandria, Va.	
	26	Isaiah Wright	Jr.	5-8	205	Douglassville, Pa.	
WR	22	Devin Smith	5th	5-10	185	Durham, N.C.	
	84	Daniel Lopes	Jr.	6-2	200	Cheshire, Conn.	
WR	15	Kenyon Miles	So.	6-2	195	Huntington Station, N.Y.	
	83	Luke Daly	Jr.	6-1	195	Rye, N.Y.	daily
WR	5	Jaylan Sanchez	Jr.	6-0	200	North Bergen, N.J.	jalen
	80	Chris Colby	Fr.	6-3	210	Rowley, Mass.	
TE	85	Nolan Clayton	R-Fr.	6-5	245	King of Prussia, Pa.	
	89	James Welde	Sr.	6-4	250	Havertown, Pa.	
RT	67	Kyle Fay	R-Fr.	6-6	300	Cranford, N.J.	
	79	Ryan Cregan	Fr.	6-6	290	Morristown, N.J.	cree-ginn
LT	75	Stephane Voltaire	Jr.	6-5	320	Marion, Mass.	ste-fon vole-tare
	79	Ryan Cregan	Fr.	6-6	290	Morristown, N.J.	cree-ginn
C	69	Jake Picard	Sr.	6-4	310	Hope, R.I.	pa-card
	73	Gilbert Deglau	5th	6-5	295	Richmond, Va.	deg-lau (rhymes with wow)
RG	76	Chris McCullers	R-Fr.	6-3	315	Round Hill, Va.	
	73	Gilbert Deglau	5th	6-5	295	Richmond, Va.	deg-lau (rhymes with wow)
LG	74	Temí Ajirotutu	5th	6-5	320	Queens, N.Y.	tem-ee / aj-joro-too-too
	73	Gilbert Deglau	5th	6-5	295	Richmond, Va.	deg-lau (rhymes with wow)

DEFENSIVE DEPTH CHART

Pos.	No.	Name	Elig.	Ht.	Wt.	Hometown	Pronunciation
DE	97	Chuck Smith	5th	6-3	280	Suwanee, Ga.	
	92	Nigel McSween	R-Fr.	6-4	255	Newark, N.J.	
DT	98	Obinna Nwobodo	Sr.	6-3	295	Wilmington, Del.	o-binn-uh / wa-BO-doe
	52	Chandon Pierre	6th	6-2	285	Reno, Nev.	CHAN-don
DE	93	Capri Martin	So.	6-2	260	Harlem, N.Y.	ka-pree
	91	Ayden Howard	Sr.	6-2	295	McKinney, Texas	
LB	31	Shane Hartzell	Jr.	6-0	230	Perkasie, Pa.	
	33	Turner Inge	So.	6-1	220	Williamstown, N.J.	
LB	44	Richie Kimmel	Sr.	6-1	235	Holmes, Pa.	
	10	JR Strauss	So.	6-3	225	Reading, Pa.	
LB	28	Brendan Bell	5th	6-2	230	Basking Ridge, N.J.	
	11	Jordan Nelson	Sr.	6-2	230	Palmerton, Pa.	
CB	37	Zahmir Dawud	R-Fr.	6-0	185	North Brunswick, N.J.	da-woood
	38	Newton Essiem	Fr.	5-11	175	Frederick, Md.	
CB	0	Isas Waxter	5th	6-2	215	Newark, N.J.	ice-iss (goes by ice)
	7	Tyrell Mims	5th	5-10	195	Philadelphia, Pa.	
FS	4	Jalen Goodman	6th	6-0	205	Narberth, Pa.	
	8	Kaleb Moody	5th	5-10	205	North Andover, Mass.	
WS	34	Ethan Potter	5th	5-11	205	Chesapeake City, Md.	
	25	Christian Sapp	Jr.	6-0	195	East Stroudsburg, Pa.	
SS	9	Ty Trinh	5th	6-0	205	Owings Mills, Md.	trinn
	21	Jayvont Williams	R-Fr.	6-1	200	Fort Worth, Texas	

SPECIAL TEAMS DEPTH CHART

PK	45	Ethan Gettman	5th	6-4	205	Daytona Beach, Fla.	
	39	Luke Myers	Fr.	5-10	165	Breinigsville, Pa.	
KO	45	Ethan Gettman	5th	6-4	205	Daytona Beach, Fla.	
	45	Ethan Gettman	5th	6-4	205	Daytona Beach, Fla.	
P	97	Daniel Mueller	So.	5-10	190	Ephrata, Pa.	
	16	Jack Ryder	Jr.	6-2	205	Media, Pa.	
LS	42	Timmy Furgeson	Gr.	6-2	225	Gaithersburg, Md.	
	54	Thomas Colello	Fr.	5-11	190	North Caldwell, N.J.	
KR	25	Christian Sapp	Jr.	6-0	195	East Stroudsburg, Pa.	
	34	Ethan Potter	5th	5-11	205	Chesapeake City, Md.	
PR	22	Devin Smith	5th	5-10	185	Durham, N.C.	
	3	Tanner Maddocks	So.	6-1	210	Reading, Pa.	mad-ocks

CAREER PARTICIPATION

#	Name	GP-GS
0	Isas Waxter, DB	36-19
1	Jon Wyatt, DB	12-1
2	Eli Smith, RB	8-0
3	Josh Oluremi, DB	11-0
4	Connor Watkins, QB	38-27
4	Jalen Goodman, DB	44-39
5	Jaylan Sanchez, WR	26-19
6	Nate Hill, WR	6-0
7	Tyrell Mims, DB	41-12
8	James Mott, QB	3-0
8	Michael Benincasa, QB	2-0
8	Kaleb Moody, DB	25-10
9	Ty Trinh, DB	42-34
9	Antonio Johnson, TE	20-9
10	JR Strauss, LB	17-0
11	Jordan Nelson, LB	27-0
12	Tanner Maddocks, QB	5-0
13	Ethan Carr, WR	2-0
14	Robert Russo, QB	0-0
14	Dylan Mills, QB	0-0
15	Kenyon Miles, WR	12-3
16	Jack Ryder, QB	3-0
16	Lucas Kopecky, WR	0-0
17	Irene Ngabonziza, WR	1-0
18	Julian Glantz, RB	13-0
19	Chris Dobrydney, WR	7-0
20	Isaiah Ragland, RB	7-3
21	Jayvont Williams, DB	4-0
22	Devin Smith, WR	36-29
23	Jamie Tyson, DB	0-0
24	David Avit, RB	3-0
25	Christian Sapp	25-5
26	Isaiah Wright, RB	7-0
27	Anthony Hawkins, DB	0-0
28	Brendan Bell, LB	40-24
30	Ja'briel Mace, RB	6-0
31	Shane Hartzell, LB	30-26
32	Omari Bursey, LB	1-0
33	Turner Inge, LB	16-1
34	Ethan Potter, DB	42-19
35	Langston White, LB	0-0
36	Damill Bostic, CB	1-0
37	Zahmir Dawud, DB	6-2
38	Newton Essiem, DB	3-0
39	Luke Myers, PK	0-0
40	Colin Kennedy, LB	6-0
41	Garrett Rogan, DB	3-0
42	Timmy Furgeson, LB	36-4
43	Nino Betances, DB	0-0
44	Richie Kimmel, LB	29-3
45	Ethan Gettman, PK	37-0
48	Ralee Stephens, WR	0-0
50	AJ Koukou, DL	0-0
51	Dale Law, LB	2-0
52	Chandon Pierre, DL	33-5
53	Jason Hall, LB	7-0
54	Thomas Colello, LS	0-0
55	Mike Kennedy, DL	8-0
56	Christian Caballero, LB	3-0
61	Dan McManus, OL	4-0
62	RJ Reyes, OL	0-0
63	Quin Whalen, OL	7-0
65	Ian Erickson, OL	13-0
66	Tyler Langin, DL	2-0
67	Kyle Fay, OL	7-2
69	Jake Picard, OL	29-23
70	Dhamir Wesley, OL	0-0
73	Gilbert Deglau, OL	30-22
74	Temí Ajirotutu, OL	36-30
75	Stephane Voltaire, OL	27-19
76	Chris McCullers, OL	7-3
78	Tommy Broderick, OL	5-1
79	Ryan regan, OL	1-0
80	Chris Colby, WR	1-0
81	Brandon Binkowski, WR	0-0
82	Ryan Kennedy, WR	0-0
83	Luke Daly, WR	16-0
84	Daniel Lopes, WR	22-3
85	Nolan Clayton, TE	3-2
86	Sean Brodnik, TE	0-0
87	Ryan Sorge, WR	0-0
88	Carmen Ostroski, TE	1-0
89	James Welde, TE	17-0
90	Sebastian Smith, K	0-0
91	Ayden Howard, DL	29-0
92	Nigel McSween, DL	4-0
93	Capri Martin, DL	14-3
94	Ivan Murray, DL	2-0
96	Ugo Nwotite, DL	0-0
97	Chuck Smith, DL	36-30
97	Daniel Mueller, P	1-0
98	Obinna Nwobodo, DL	19-3
99	Ratu Delano Navoti, DL	0-0

VILLANOVA FOOTBALL GAME NOTES

2024 OPPONENTS AT A GLANCE (15-20 OVERALL, 2-3 CAA FOOTBALL)

YOUNGSTOWN ST. (1-2, 0-0 MVFC)

Date	Opponent	Result
8.29	@ Villanova	L, 17-24
9.7	Valparaiso	W, 59-25
9.14	Duquesne	L, 25-28
9.21	@ Pittsburgh	
9.28	@ Missouri State (*)	
10.5	Indiana State (*)	
10.12	@ South Dakota St. (*)	
10.19	South Dakota (*)	
10.26	North Dakota (*)	
11.2	@ Illinois State (*)	
11.9	@ Southern Illinois (*)	
11.16	Northern Iowa (*)	

COLGATE (0-3, 0-0 Patriot)

Date	Opponent	Result
8.30	@ Maine	L, 14-17
9.7	vs. Villanova	L, 3-28
9.14	@ Akron	L, 20-31
9.21	Cornell	
9.28	@ Penn	
10.5	Holy Cross (*)	
10.19	Georgetown (*)	
10.26	@ Merrimack	
11.2	@ Fordham (*)	
11.9	Lafayette (*)	
11.16	@ Lehigh (*)	
11.23	@ Bucknell (*)	

TOWSON (1-2, 0-1 CAA)

Date	Opponent	Result
8.31	@ Cincinnati	L, 20-38
9.7	Morgan State	W, 14-9
9.14	@ Villanova (*)	L, 13-14
9.21	@ North Dakota State	
10.5	William & Mary (*)	
10.12	@ Norfolk State	
10.19	Stony Brook (*)	
10.26	@ Monmouth (*)	
11.2	@ Richmond (*)	
10.9	Hampton (*)	
11.16	N.C. A&T (*)	
11.23	@ Campbell (*)	

MARYLAND (2-1, 0-0 BIG TEN)

Date	Opponent	Result
8.31	Connecticut	W, 50-7
9.7	Michigan State (*)	L, 24-27
9.14	@ Virginia	W, 27-13
9.21	Villanova	
9.28	@ Indiana (*)	
10.11	Northwestern (*)	
10.19	USC (*)	
10.26	@ Minnesota (*)	
11.9	@ Oregon (*)	
11.16	Rutgers (*)	
11.23	Iowa (*)	
11.30	@ Penn State (*)	

LIU (0-3, 0-0 NORTHEAST)

Date	Opponent	Result
8.31	@ UAlbany	L, 21-27
9.7	@ TCU	L, 0-45
9.14	Lehigh	L, 17-20
9.21	Rhode Island	
9.28	@ Villanova	
10.5	@ Duquesne (*)	
10.12	Stonehill (*)	
10.19	@ Robert Morris (*)	
10.26	@ Central Conn. St. (*)	
11.9	@ Sacred Heart	
11.16	Saint Francis (*)	
11.23	@ Wagner (*)	

STONY BROOK (2-1, 0-0 CAA)

Date	Opponent	Result
8.31	@ Marshall	L, 3-45
9.7	Stonehill	W, 37-10
9.14	@ Fordham	W, 27-21
9.21	@ Campbell (*)	
9.28	Morgan State	
10.5	Villanova (*)	
10.19	@ Towson (*)	
10.26	William & Mary (*)	
11.2	@ Bryant (*)	
11.9	UAlbany (*)	
11.16	@ New Hampshire (*)	
11.23	Monmouth (*)	

MAINE (1-2, 0-1 CAA)

Date	Opponent	Result
8.30	Colgate	W, 17-14
9.7	@ Montana State	L, 24-41
9.14	Monmouth (*)	L, 22-51
9.21	@ Merrimack	
9.28	@ UAlbany (*)	
10.12	@ Delaware (*)	
10.19	Villanova (*)	
10.26	@ Rhode Island (*)	
11.2	@ Oklahoma	
11.9	Bryant (*)	
11.16	@ Elon (*)	
11.23	New Hampshire (*)	

NEW HAMPSHIRE (2-1, 0-0 CAA)

Date	Opponent	Result
8.29	@ UCF	L, 3-57
9.7	@ Holy Cross	W, 21-20
9.14	Stonehill	W, 45-6
9.21	Bryant (*)	
10.4	@ Harvard	
10.12	@ Elon (*)	
10.19	Rhode Island (*)	
10.26	@ Villanova (*)	
11.2	@ UAlbany (*)	
11.9	Monmouth (*)	
11.16	Stony Brook (*)	
11.23	@ Maine (*)	

HAMPTON (2-1, 0-0 CAA)

Date	Opponent	Result
8.31	Morgan State	L, 28-30
9.7	Virginia Union	W, 33-21
9.14	@ Norfolk State	W, 37-7
9.21	Howard	
9.28	@ William & Mary (*)	
10.5	Rhode Island (*)	
10.19	@ N.C. A&T (*)	
10.26	Elon (*)	
11.2	Villanova (*)	
11.9	@ Towson (*)	
11.16	Richmond (*)	
11.23	@ UAlbany (*)	

NORTH CAROLINA A&T (1-2, 0-1 CAA)

Date	Opponent	Result
8.29	@ Wake Forest	L, 13-45
9.7	Winston-Salem State	W, 27-20
9.14	Delaware (*)	L, 13-42
9.21	@ North Carolina Central	
9.28	@ South Carolina State	
10.5	@ Richmond (*)	
10.19	Hampton (*)	
10.26	@ Campbell (*)	
11.2	William & Mary (*)	
11.9	@ Villanova (*)	
11.16	@ Towson (*)	
11.23	Elon (*)	

MONMOUTH (1-2, 1-0 CAA)

Date	Opponent	Result
8.29	@ Eastern Washington	L, 27-42
9.7	Lafayette	L, 35-40
9.14	@ Maine (*)	W, 51-22
9.21	@ FIU	
9.28	Fordham	
10.5	Delaware (*)	
10.19	Bryant (*)	
10.26	Towson (*)	
11.2	@ Rhode Island (*)	
11.9	@ New Hampshire (*)	
11.16	Villanova (*)	
11.23	@ Stony Brook (*)	

DELAWARE (2-0, 1-0 CAA)

Date	Opponent	Result
8.29	Bryant	W, 48-17
9.14	@ N.C. A&T (*)	W, 42-13
9.21	Penn	
9.28	Sacred Heart	
10.5	@ Monmouth (*)	
10.12	Maine (*)	
10.19	@ Richmond (*)	
10.26	UAlbany (*)	
11.9	Rhode Island (*)	
11.16	Campbell (*)	
11.23	@ Villanova (*)	

VILLANOVA FOOTBALL GAME NOTES

VILLANOVA QUARTERBACKS

#4 CONNOR WATKINS

PASSING STATS

OPPONENT	COMP-ATT-INT	YDS	TD	LONG
Youngstown State	6-17-0	90	0	35
at Colgate	18-28-0	247	2	71
Towson	14-25-0	116	2	28
at Maryland				
LIU				
at Stony Brook				
at Maine				
New Hampshire				
at Hampton				
North Carolina A&T				
at Monmouth				
Delaware				
SEASON	38-70-0	453	4	71
CAREER	333-591-21	5391	41	83

RUSHING STATS

OPPONENT	ATT-YDS-TD	LONG
Youngstown State	10-107-2	45
at Colgate	6-18-1	13
Towson	13-65-0	12
at Maryland		
LIU		
at Stony Brook		
at Maine		
New Hampshire		
at Hampton		
North Carolina A&T		
at Monmouth		
Delaware		
SEASON	29-190-3	45
CAREER	212-1016-22	75

#8 JAMES MOTT

PASSING STATS

OPPONENT	COMP-ATT-INT	YDS	TD	LONG
Youngstown State	DNP			
at Colgate	DNP			
Towson	DNP			
at Maryland				
LIU				
at Stony Brook				
at Maine				
New Hampshire				
at Hampton				
North Carolina A&T				
at Monmouth				
Delaware				
SEASON	2-3-0	9	0	6
VILLANOVA	3-4-0	14	0	6
CAREER				

RUSHING STATS

OPPONENT	ATT-YDS-TD	LONG
Youngstown State	DNP	
at Colgate	DNP	
Towson	DNP	
at Maryland		
LIU		
at Stony Brook		
at Maine		
New Hampshire		
at Hampton		
North Carolina A&T		
at Monmouth		
Delaware		
SEASON		
VILLANOVA		
CAREER		

#12 TANNER MADDOCKS

PASSING STATS

OPPONENT	COMP-ATT-INT	YDS	TD	LONG
Youngstown State	DNP			
at Colgate	DNP			
Towson	DNP			
at Maryland				
LIU				
at Stony Brook				
at Maine				
New Hampshire				
at Hampton				
North Carolina A&T				
at Monmouth				
Delaware				
SEASON	6-6-0	44	0	40
CAREER				

RUSHING STATS

OPPONENT	ATT-YDS-TD	LONG
Youngstown State	DNP	
at Colgate	DNP	
Towson	DNP	
at Maryland		
LIU		
at Stony Brook		
at Maine		
New Hampshire		
at Hampton		
North Carolina A&T		
at Monmouth		
Delaware		
SEASON	5-15-0	12
CAREER		

SEASON AND CAREER HIGHS

	<u>SEASON HIGHS</u>		<u>CAREER HIGHS</u>	
CONNOR WATKINS				
Passing Attempts	28	Colgate	31	2x
Completions	18	Colgate	18	2x
Passing Yards	247	Colgate	361	2023, Stony B.
Touchdowns	2	2x	4	2x
Interceptions			4	2022, LIU
Long Pass	71	Colgate	83	2022, Maine
Total Offense	265	Colgate	395	2023, Stony B.
Rushing Attempts	13	Colgate	13	2x (2023)
Rushing Yards	107	YSU	130	2022, Hamp.
Rushing Touchdowns	2	YSU	3	2023, URI
Long Rush	45	YSU	75	2022, Hamp.
TANNER MADDOCKS				
Passing Attempts			4	2023, Stony B.
Completions			4	2023, Stony B.
Passing Yards			37	2023, Stony B.
Touchdowns				
Interceptions				
Long Pass			40	2023, Stony B.
Total Offense			49	2023, Stony B.
Rushing Attempts			2	2023, URI
Rushing Yards			12	2023, Stony B.
Rushing Touchdowns				
Long Rush			12	2023, Stony B.
JAMES MOTT				
Passing Attempts			3	2023, Lehigh
Completions			2	2023, Lehigh
Passing Yards			9	2023, Lehigh
Touchdowns				
Interceptions				
Long Pass			6	2023, Lehigh
Total Offense			9	2023, Lehigh
Rushing Attempts				
Rushing Yards				
Rushing Touchdowns				
Long Rush				

VILLANOVA FOOTBALL GAME NOTES

VILLANOVA RUNNING BACKS

#20 ISAAH RAGLAND

OPPONENT	RUSHING ATT-YDS-TD	LG	RECEIVING REC-YDS-TD	LG
Youngstown State	7-65-1	31	1-5-0	5
at Colgate	12-58-1	23	2-10-0	11
Towson	17-141-0	65	1-0-0	0
at Maryland				
LIU				
at Stony Brook				
at Maine				
New Hampshire				
at Hampton				
North Carolina A&T				
at Monmouth				
Delaware				
SEASON	36-264-2	65	4-15-0	11
CAREER	60-425-2	65	3-15-0	11

#24 DAVID AVIT

OPPONENT	RUSHING ATT-YDS-TD	LG	RECEIVING REC-YDS-TD	LG
Youngstown State	5-42-0	20		
at Colgate	5-31-0	13		
Towson	7-29-0	11		
at Maryland				
LIU				
at Stony Brook				
at Maine				
New Hampshire				
at Hampton				
North Carolina A&T				
at Monmouth				
Delaware				
SEASON	17-102-0	20		
CAREER	17-102-0	20		

#26 ISAAH WRIGHT

OPPONENT	RUSHING ATT-YDS-TD	LG	RECEIVING REC-YDS-TD	LG
Youngstown State	3-13-0	11		
at Colgate	6-29-0	8		
Towson				
at Maryland				
LIU				
at Stony Brook				
at Maine				
New Hampshire				
at Hampton				
North Carolina A&T				
at Monmouth				
Delaware				
SEASON	9-42-0	11		
CAREER	18-58-1	11		

#30 JA'BRIEL MACE

OPPONENT	RUSHING ATT-YDS-TD	LG	RECEIVING REC-YDS-TD	LG
Youngstown State	1-6-0	6	1-35-0	35
at Colgate	1-0-0	0	2-16-0	10
Towson			1-6-0	6
at Maryland				
LIU				
at Stony Brook				
at Maine				
New Hampshire				
at Hampton				
North Carolina A&T				
at Monmouth				
Delaware				
SEASON	2-6-0	6	4-57-0	35
CAREER	21-109-0	28	5-58-0	35

SEASON AND CAREER HIGHS

	SEASON HIGHS		CAREER HIGHS	
ISAIAH RAGLAND				
Rushing Attempts	17	Towson	17	2024, Towson
Rushing Yards	141	Towson	141	2024, Towson
Rushing Touchdowns	1	2x	1	2x (2024)
Long Rush	65	Towson	65	2024, Towson
100+ Rushing Yards	1		2	
All-Purpose Yards	141	Towson	141	2024, Towson
DAVID AVIT				
Rushing Attempts	7	Towson	7	2024, Towson
Rushing Yards	42	YSU	42	2024, YSU
Long Rush	20	YSU	20	2024, YSU
All-Purpose Yards	42	YSU	42	2024, YSU
ISAIAH WRIGHT				
Rushing Attempts	6	Colgate	6	2024, Colgate
Rushing Yards	29	Colgate	29	2024, Colgate
Rushing Touchdowns			1	2023, Stony B.
Long Rush	11	YSU	11	2024, YSU
All-Purpose Yards	29	Colgate	29	2024, Colgate
JA'BRIEL MACE				
Rushing Attempts	1	2x	13	2023, Towson
Rushing Yards	6	YSU	76	2023, Towson
Long Rush	6	YSU	28	2023, Towson
Receptions	2	Colgate	2	2024, Colgate
Receiving Yards	35	YSU	35	2024, YSU
Long Reception	35	YSU	35	2024, YSU
All-Purpose Yards	41	YSU	77	2023, Towson
ELI SMITH				
Rushing Attempts			7	2x (2022)
Rushing Yards			48	2022, W&M
Long Rush			18	2022, W&M
Receptions			1	2022, W&M
Receiving Yards			2	2022, W&M
Long Reception			2	2022, W&M
All-Purpose Yards			50	2022, W&M

VILLANOVA FOOTBALL GAME NOTES

VILLANOVA WIDE RECEIVERS/TIGHT ENDS

#5 JAYLAN SANCHEZ

RECEIVING STATS

OPPONENT	REC-YDS-TD	LG
Youngstown State	1-10-0	10
at Colgate	1-25-0	25
Towson	4-59-2	28
at Maryland		
LIU		
at Stony Brook		
at Maine		
New Hampshire		
at Hampton		
North Carolina A&T		
at Monmouth		
Delaware		
SEASON	6-94-2	28
CAREER	44-875-6	68

#22 DEVIN SMITH

RECEIVING STATS

OPPONENT	REC-YDS-TD	LG
Youngstown State		
at Colgate	6-116-2	71
Towson	3-6-0	5
at Maryland		
LIU		
at Stony Brook		
at Maine		
New Hampshire		
at Hampton		
North Carolina A&T		
at Monmouth		
Delaware		
SEASON	9-122-2	71
VILLANOVA	9-122-2	71
CAREER	110-1640-17	91

#83 LUKE DALY

RECEIVING STATS

OPPONENT	REC-YDS-TD	LG
Youngstown State		
at Colgate	2-23-0	12
Towson	2-13-0	8
at Maryland		
LIU		
at Stony Brook		
at Maine		
New Hampshire		
at Hampton		
North Carolina A&T		
at Monmouth		
Delaware		
SEASON	4-36-0	12
CAREER	7-90-0	45

#85 NOLAN CLAYTON

RECEIVING STATS

OPPONENT	REC-YDS-TD	LG
Youngstown State		
at Colgate	1-15-0	15
Towson		
at Maryland		
LIU		
at Stony Brook		
at Maine		
New Hampshire		
at Hampton		
North Carolina A&T		
at Monmouth		
Delaware		
SEASON	1-15-0	15
CAREER	1-15-0	15

#15 KENYON MILES

RECEIVING STATS

OPPONENT	REC-YDS-TD	LG
Youngstown State	2-17-0	10
at Colgate	1-6-0	6
Towson	2-19-0	14
at Maryland		
LIU		
at Stony Brook		
at Maine		
New Hampshire		
at Hampton		
North Carolina A&T		
at Monmouth		
Delaware		
SEASON	5-42-0	19
CAREER	6-62-0	20

#84 DANIEL LOPES

RECEIVING STATS

OPPONENT	REC-YDS-TD	LG
Youngstown State	1-23-0	23
at Colgate	3-36-0	23
Towson	1-13-0	13
at Maryland		
LIU		
at Stony Brook		
at Maine		
New Hampshire		
at Hampton		
North Carolina A&T		
at Monmouth		
Delaware		
SEASON	5-72-0	23
CAREER	15-177-1	39

#80 CHRIS COLBY

RECEIVING STATS

OPPONENT	REC-YDS-TD	LG
Youngstown State		
at Colgate		
Towson		
at Maryland		
LIU		
at Stony Brook		
at Maine		
New Hampshire		
at Hampton		
North Carolina A&T		
at Monmouth		
Delaware		
SEASON		
CAREER		

#89 JAMES WELDE

RECEIVING STATS

OPPONENT	REC-YDS-TD	LG
Youngstown State		
at Colgate		
Towson		
at Maryland		
LIU		
at Stony Brook		
at Maine		
New Hampshire		
at Hampton		
North Carolina A&T		
at Monmouth		
Delaware		
SEASON		
CAREER		

SEASON AND CAREER HIGHS

	SEASON HIGHS		CAREER HIGHS	
JAYLAN SANCHEZ				
Receptions	4	Towson	6	2023, NCAT
Receiving Yards	59	Towson	158	2023, NCAT
Receiving Touchdowns	2	Towson	2	2x
Long Reception	28	Towson	68	2023, Colgate
100+ Receiving Yards			3	
All-Purpose Yards	59	Towson	157	2023, NCAT
100+ All-Purpose Yards			3	
KENYON MILES				
Receptions	2	Towson	2	2x (2024)
Receiving Yards	19	Colgate	20	2023, UAlbany
Long Reception	14	Colgate	20	2023, UAlbany
All-Purpose Yards	19	Colgate	20	2023, UAlbany
DEVIN SMITH				
Receptions	6	Colgate	6	3x
Receiving Yards	116	Colgate	202	2023, Rich.
Receiving Touchdowns	2	Colgate	2	4x
Long Reception	71	Colgate	91	2023, Rich.
100+ Receiving Yards	1		3	
All-Purpose Yards	116	Colgate	220	2023, Rich.
100+ All-Purpose Yards	1		4	
DANIEL LOPES				
Receptions	3	Colgate	3	2024, Colgate
Receiving Yards	36	Colgate	39	2022, W&M
Receiving Touchdowns			1	2x (2022)
Long Reception	23	2x	39	2022, W&M
All-Purpose Yards	23	2x	42	2022, W&M
LUKE DALY				
Receptions	2	2x	2	2x (2024)
Receiving Yards	23	Colgate	45	2023, YSU
Long Reception	12	Colgate	45	2023, YSU
All-Purpose Yards	23	Colgate	45	2023, YSU
NOLAN CLAYTON				
Receptions	1	Colgate	1	2024, Colgate
Receiving Yards	15	Colgate	15	2024, Colgate
Long Reception	15	Colgate	15	2024, Colgate
All-Purpose Yards	15	Colgate	15	2024, Colgate
ANTONIO JOHNSON				
Receptions			2	3x
Receiving Yards			40	2023, YSU
Receiving Touchdowns			1	2023, Colgate
Long Reception			34	2023, YSU
All-Purpose Yards			40	2023, YSU

VILLANOVA FOOTBALL GAME NOTES

VILLANOVA SPECIALISTS

#45 ETHAN GETTMAN

KICKING STATS

OPPONENT	PAT	FG	LG
Youngstown State	3-3	1-2	42
at Colgate	4-4	—	—
Towson	2-2	—	—
at Maryland			
LIU			
at Stony Brook			
at Maine			
New Hampshire			
at Hampton			
North Carolina A&T			
at Monmouth			
Delaware			
SEASON	9-9	1-2	42
VILLANOVA	9-9	1-2	42
CAREER	87-91	28-40	56

#45 ETHAN GETTMAN

PUNTING STATS

OPPONENT	#	Avg.	LG	I20
Youngstown State	3	46.0	62	2
at Colgate	5	43.8	48	1
Towson	6	38.7	49	2
at Maryland				
LIU				
at Stony Brook				
at Maine				
New Hampshire				
at Hampton				
North Carolina A&T				
at Monmouth				
Delaware				
SEASON	14	42.1	62	5
VILLANOVA	14	42.1	62	5
CAREER	88	37.1	82	24

#25 CHRISTIAN SAPP

OPPONENT	KICK RETURNS NO-YDS-TD	AVG.	LG
Youngstown State	2-53-0	26.5	42
at Colgate	2-57-0	28.5	36
Towson	4-64-0	16.0	22
at Maryland			
LIU			
at Stony Brook			
at Maine			
New Hampshire			
at Hampton			
North Carolina A&T			
at Monmouth			
Delaware			
SEASON	8-174	21.8	42
CAREER	8-174	21.8	42

PUNT RETURNS NO-YDS-TD	Avg.	LG
---------------------------	------	----

#34 ETHAN POTTER

OPPONENT	KICK RETURNS NO-YDS-TD	AVG.	LG	PUNT RETURNS NO-YDS-TD	Avg.	LG
Youngstown State						
at Colgate						
Towson						
at Maryland						
LIU						
at Stony Brook						
at Maine						
New Hampshire						
at Hampton						
North Carolina A&T						
at Monmouth						
Delaware						
SEASON						
CAREER	1-24-0	24.0	24			

#22 DEVIN SMITH

OPPONENT	KICK RETURNS NO-YDS-TD	AVG.	LG	PUNT RETURNS NO-YDS-TD	Avg.	LG
Youngstown State						
at Colgate						
Towson				2-19-0	9.5	19
at Maryland						
LIU						
at Stony Brook						
at Maine						
New Hampshire						
at Hampton						
North Carolina A&T						
at Monmouth						
Delaware						
SEASON						
CAREER	14-214-0	15.3	30	2-19-0	9.5	19

SEASON HIGHS

CAREER HIGHS

ETHAN GETTMAN

Field Goals Made	1	YSU	3	3x
Field Goals Attempted	2	YSU	4	2022, Char. So.
Long Field Goal	42	YSU	56	2022, Campbell
40+ Yard Field Goals	1		8	
PATs Made	4	Colgate	8	2022, So. Ct. St.
PATs Attempted	4	Colgate	8	2022, So. Ct. St.
Punts	6	Towson	6	2x
Punting Yards	232	Towson	232	2024, Towson
Punting Average	46.0	YSU	48.0	2021, Saint Fran.
Long Punt	62	YSU	82	2021, Saint Fran.
Inside 20-Yard Line	5		24	
50+ Yard Punts	1		5	
Kickoffs	5	2x	9	2x (2022)
Kickoff Yards	317	Colgate	578	2022, So. Ct. St.
Kickoff Average	63.4	Colgate	65.7	2022, H. Cross

CHRISTIAN SAPP

Kickoff Returns	4	Towson	4	2024, Towson
Kickoff Return Yards	64	Towson	64	2024, Towson
Long Kickoff Return	42	YSU	42	2024, YSU

ETHAN POTTER

Kickoff Returns	1			
-----------------	---	--	--	--

DEVIN SMITH

Kickoff Returns	3	2x (2022)		
Kickoff Return Yards	61	2022, So. Ca. St.		
Long Kickoff Return	30	2023, Howard		
Punt Returns	2	Towson	2	2024, Towson
Punt Return Yards	19	Towson	19	2024, Towson
Long Punt Return	19	Towson	19	2024, Towson

CONNOR WATKINS

Punts	1	2x	8	2021, Penn St.
Punting Yards	31	Colgate	277	2021, Penn St.
Punting Average	31.0	Colgate	40.5	2021, JMU
Long Punt	31	Colgate	50	2021, JMU
Inside 20-Yard Line	2		3	
50+ Yards Punts			1	

JAYLAN SANCHEZ

Kickoff Returns	1	2x	1	3x
Kickoff Return Yards	10	UAlbany	39	2022, W&M
Long Kickoff Return	10	UAlbany	30	2022, Hamp.

JASON HALL

Kickoff Returns	1	Towson	1	2023, Towson
Kickoff Return Yards	0	Towson	0	2023, Towson
Long Kickoff Return	0	Towson	0	2023, Towson

VILLANOVA FOOTBALL GAME NOTES

VILLANOVA DEFENSE

SEASON HIGHS					CAREER HIGHS			
	Tackles	TFL	Sacks	Breakups	Tackles	TFL	Sacks	Breakups
Temi Ajirotutu					1, 2023	—	—	—
Brendan Bell	12, 9.14	1.5, 8.29		1, 9.14	14, 2023	3.0, 2022	1.0, 2x	1, 6x
Damill Bostic	1, 9.7				1, 2024	—	—	—
Zahmir Dawud	4, 2x	1.0, 9.7			4, 2x	1.0, 2024	—	1, 2023
Newton Essiem	1, 9.7				1, 2024	—	—	—
Timmy Furgeson					8, 2022	1.0, 2x	1.0, 2x	—
Julian Glantz					1, 3x	—	—	—
Jalen Goodman	9, 9.14			1, 9.14	13, 2020	1.5, 2021	—	2, 2019
Jason Hall	1, 2x				1, 2x	—	—	—
Shane Hartzell	11, 8.29				15, 2022	2.0, 2x	1.0, 8x	1, 3x
Ayden Howard	3, 8.29	1.0, 8.29	1.0, 8.29	1, 9.7	4, 2023	1.5, 2023	1.0, 2024	1, 2x
Turner Inge	3, 9.7				5, 2023	2.0, 2023	1.0, 2023	—
Antonio Johnson					1, 2023	—	—	—
Colin Kennedy					3, 2023	—	—	—
Mike Kennedy	1, 9.14				1, 2x	—	—	—
Richie Kimmel	10, 8.29	0.5, 9.14	0.5, 9.14		10, 2024	1.5, 2023	0.5, 2024	1, 2023
Dale Law					1, 2x	—	—	—
Daniel Lopes					1, 2023	—	—	—
Capri Martin	5, 9.14	1.0, 9.14	1.0, 9.14		5, 2x	1.0, 2023	1.0, 2024	—
Nigel McSween	3, 9.14	1.0, 9.14	1.0, 9.14		3, 2024	1.0, 2024	1.0, 2024	—
Tyrell Mims	5, 9.14				6, 3x	1.0, 4x	1.0, 2023	2, 2x
Kaleb Moody	1, 9.14				10, 2023	1.5, 2023	1.0, 2023	2, 2x
Jordan Nelson	2, 9.14				4, 2023	1.0, 2023	—	1, 2023
Obinna Nwobodo	4, 9.14	0.5, 9.14	0.5, 9.14		4, 2024	1.0, 2023	0.5, 2024	—
Josh Oluremi					1, 7x	—	—	—
Chandon Pierre	2, 8.29	0.5, 8.29			5, 2021	1.0, 6x	1.0, 3x	—
Ethan Potter	6, 8.29	0.5, 9.7		1, 2x	11, 2x	2.5, 2022	0.5, 2022	1, 8x
Garrett Rogan					1, 2023	—	—	—
Christian Sapp	6, 9.14	1.0, 9.14			6, 2024	1.0, 4x	1.0, 2023	1, 2022
Chuck Smith	4, 9.14	0.5, 2x	0.5, 9.7		8, 2021	1.5, 2x	1.5, 2023	1, 2023
Devin Smith					1, 2x	—	—	—
JR Strauss					2, 2023	1.0, 2023	—	—
Ty Trinh	6, 9.7	1.0, 2x		1, 2x	12, 2023	2.0, 2023	—	2, 2x
Stephane Voltaire					1, 2023	—	—	—
Isas Waxter	3, 9.14			1, 9.14	7, 2019	1.0, 4x	1.0, 2021	2, 2023
Jayvont Williams					1, 2023	—	—	—
Jon Wyatt	3, 9.7	0.5, 9.7			3, 2024	0.5, 2024	—	1, 2x

GAME BY GAME DEFENSIVE STATISTICS									
OPPONENT	TFL	SACKS	FF	FR	INT	PBU	BLK	YARDS	POINTS
Youngstown State	5-15	1-1	1	1	2	2	0	321	17
at Colgate	5-21	1-12	0	0	1	2	0	264	3
Towson	4-21	3-17	1	0	0	4	2	394	13
at Maryland									
LIU									
at Stony Brook									
at Maine									
New Hampshire									
at Hampton									
North Carolina A&T									
at Monmouth									
Delaware									
TOTAL	14-57	5-30	2	1	3	8	2	979	33

VILLANOVA FOOTBALL GAME NOTES

GAME BY GAME TACKLES

Total Tackles	UA-A	TOT	YSU	COL	TOW	MD	LIU	SB	ME	UNH	HAM	NCAT	MON	DEL
Brendan Bell	16-17	33	5-6	9-1	2-10									
Shane Hartzell	11-14	25	7-4	4-2	0-8									
Richie Kimmel	4-18	22	2-8	1-4	1-6									
Jalen Goodman	15-3	18	6-1	3-0	6-3									
Ethan Potter	8-7	15	4-2	2-2	2-3									
Ty Trinh	9-4	13	5-0	4-2	0-2									
Christian Sapp	10-2	12	2-0	3-1	5-1									
Zahmir Dawud	6-4	10	3-1	2-0	1-3									
Chuck Smith	1-7	8	0-1	1-2	0-4									
Capri Martin	2-5	7	1-1	0-0	1-4									
Tyrell Mims	5-1	6	1-0	DNP	4-1									
Ayden Howard	2-4	6	1-2	1-1	0-1									
Obinna Nwobodo	2-4	6	1-0	1-0	0-4									
Nigel McSween	2-3	5	1-0	0-1	1-2									
Turner Inge	4-1	5	1-0	2-1	1-0									
Isas Waxter	1-2	3	DNP	0-0	1-2									
Jon Wyatt	1-2	3	0-0	1-2	0-0									
Jordan Nelson	0-3	3	0-0	0-1	0-2									
Jason Hall	2-0	2	1-0	1-0	0-0									
Chandon Pierre	0-2	2	0-2	DNP	DNP									
Damill Bostic	1-0	1	0-0	1-0	DNP									
Newton Essiem	1-0	1	0-0	1-0	0-0									
Mike Kennedy	0-1	1	0-0	0-0	0-1									
Kaleb Moody	0-1	1	0-0	0-0	0-1									
TOTAL	103-106	209	41-28	37-20	25-58									

SPECIAL TEAMS TACKLES

Total Tackles	KO-PU	TOT	YSU	COL	TOW	MD	LIU	SB	ME	UNH	HAM	NCAT	MON	DEL
Jason Hall	2-0	2	1-0	1-0	0-0									
Christian Sapp	2-0	2	0-0	0-0	2-0									
Turner Inge	1-1	2	1-0	0-0	0-1									
Tyrell Mims	1-1	2	1-0	0-0	0-1									
Jalen Goodman	1-0	1	1-0	0-0	0-0									
Ethan Potter	1-0	1	1-0	0-0	0-0									
TOTAL	8-2	10	5-0	1-0	2-2									

VILLANOVA FOOTBALL GAME NOTES

GAME BY GAME STARTERS

OFFENSE	QB	RB	WR	WR	WR	TE/WR	LT	LG	C	RG	RT
YSU	Watkins	Ragland	Sanchez	D. Smith	Miles	Lopes	Voltaire	Broderick	Picard	McCullers	Ajirotutu
Colgate	Watkins	Ragland	Sanchez	D. Smith	Miles	Clayton	Voltaire	Ajirotutu	Picard	McCullers	Fay
Towson	Watkins	Ragland	Sanchez	D. Smith	Miles	Clayton	Voltaire	Ajirotutu	Picard	McCullers	Fay
Maryland											
LIU											
Stony Brook											
Maine											
UNH											
Hampton											
NC A&T											
Monmouth											
Delaware											
DEFENSE	DE	DT	DE	LB	LB	LB	CB	CB	FS	WS	SS
YSU	C. Smith	Nwobodo	Pierre	Hartzell	Kimmel	Bell	Mims	Dawud	Goodman	Potter	Trinh
Colgate	C. Smith	Nwobodo	Martin	Hartzell	Kimmel	Bell	Wyatt	Dawud	Goodman	Potter	Trinh
Towson	C. Smith	Nwobodo	Martin	Hartzell	Kimmel	Bell	Mims	Waxter	Goodman	Potter	Trinh
Maryland											
LIU											
Stony Brook											
Maine											
UNH											
Hampton											
NC A&T											
Monmouth											
Delaware											

VILLANOVA SCORING DRIVES

OPP	QTR	TIME	PL/YDS/TM	RES	PLAY	OPP	QTR	TIME	PL/YDS/TM	RES	PLAY
YSU	1	8:57	6/42/2:43	FG	Gettman 42 yard field goal						
YSU	1	1:23	7/79/4:04	TD	Watkins 14 yard run						
YSU	2	2:20	7/45/3:57	TD	Ragland 3 yard run						
YSU	3	10:52	4/88/2:23	TD	Watkins 29 yard run						
COL	1	2:59	2/72/0:51	TD	Smith 71 yard reception						
COL	3	11:53	6/63/2:59	TD	Ragland 1 yard run						
COL	4	10:06	10/69/5:59	TD	Smith 8 yard reception						
COL	4	3:59	8/52/4:57	TD	Watkins 13 yard run						
TOW	2	12:10	9/54/4:46	TD	Sanchez 20 yd reception						
TOW	3	1:16	4/80/2:31	TD	Sanchez 6 yd reception						

VILLANOVA FOOTBALL GAME NOTES

LONG PLAYS BY THE NUMBERS

YARDS	NO.	TD
100+	0	0
90-99	0	0
80-89	0	0
70-79	1	1
60-69	1	0
50-59	0	0
40-49	2	0
30-39	3	0
20-29	12	2

LONG PLAYS BY TYPE

PLAY	NO.	TD
Rushing	6	1
Passing	8	2
Punt Returns	0	0
Kick Returns	5	0
Interceptions	0	0
Fumble Returns	0	0
Other	0	0
TOTAL	19	3

LONGEST PLAYS OF THE YEAR

RUSHING	
65	Isaiah Ragland vs. Towson
RUSHING TOUCHDOWN	
29	Connor Watkins vs. Youngstown State
PASSING	
71	Connor Watkins vs. Colgate
PASSING TOUCHDOWN	
71	Connor Watkins vs. Colgate
RECEPTION	
71	Devin Smith vs. Colgate
RECEIVING TOUCHDOWN	
71	Devin Smith vs. Colgate
PUNT RETURN	
19	Devin Smith vs. Towson
KICK RETURN	
42	Christian Sapp vs. Youngstown State
INTERCEPTION RETURN	
2	Zahmir Dawud vs. Youngstown State
FUMBLE RETURN	
1	Richie Kimmel vs. Youngstown State
PUNT	
62	Ethan Gettman vs. Youngstown State
FIELD GOAL	
42	Ethan Gettman vs. Youngstown State

LONGEST PLAYS OF THE YEAR (20+ YARDS)

YDS	TYPE	PLAYER	OPPONENT
71*	Pass	Connor Watkins to Devin Smith	Colgate
65	Rush	Isaiah Ragland	Towson
45	Rush	Connor Watkins	Youngstown State
42	KR	Christian Sapp	Youngstown State
36	KR	Christian Sapp	Colgate
35	Pass	Connor Watkins to Ja’briel Mace	Youngstown State
31	Rush	Isaiah Ragland	Youngstown State
29*	Rush	Connor Watkins	Youngstown State
28	Pass	Connor Watkins to Jaylan Sanchez	Towson
25	Pass	Connor Watkins to Jaylan Sanchez	Colgate
23	Pass	Connor Watkins to Daniel Lopes	Youngstown State
23	Pass	Connor Watkins to Daniel Lopes	Colgate
23	Rush	Isaiah Ragland	Colgate
22	KR	Christian Sapp	Towson
21	KR	Christian Sapp	Colgate
21	KR	Christian Sapp	Towson
20	Rush	David Avit	Youngstown State
20	Pass	Connor Watkins to Devin Smith	Colgate
20*	Pass	Connor Watkins to Jaylan Sanchez	Towson

* denotes a touchdown

20-YARD PLUS BY PLAYER								
PLAYER	NO.	TD	RUSH	REC.	KR	PR	IR	FR
Sapp	5	0	0	0	5	0	0	0
Sanchez	3	1	0	3	0	0	0	0
Ragland	3	0	3	0	0	0	0	0
Watkins	2	1	2	0	0	0	0	0
Smith	2	1	0	2	0	0	0	0
Lopes	2	0	0	2	0	0	0	0
Avit	1	0	1	0	0	0	0	0
Mace	1	0	0	1	0	0	0	0
TOTAL	19	3	6	8	5	0	0	0

VILLANOVA FOOTBALL GAME NOTES

MISCELLANEOUS STATS

NON-OFFENSIVE TOUCHDOWNS

Player	Type	Yds	Opponent

POINTS OFF TURNOVERS

OPPONENT	VU TO	OPP PTS	OPP TO	VU PTS	+/-
Youngstown State	0	0	3	3	+3
at Colgate	0	0	1	0	0
Towson	2	0	0	0	0
at Maryland					
LIU					
at Stony Brook					
at Maine					
New Hampshire					
at Hampton					
N.C. A&T					
at Monmouth					
Delaware					
TOTAL	2	0	4	3	+3

CAREER INTERCEPTIONS

Player	INT	Return Yards	Long	TD
Tyrell Mims	3	0	0	0
Christian Sapp	3	0	0	0
Jalen Goodman	2	104	81	1
Ty Trinh	2	18	18	0
Isas Waxter	2	0	0	0
Shane Hartzell	1	19	19	0
Brendan Bell	1	17	17	0
Zahmir Dawud	1	2	2	0
Richie Kimmel	1	0	0	0
Ethan Potter	1	1	1	0

CAREER FUMBLES

Player	FF	FR	Return Yards	TD
Brendan Bell	2	1	0	0
Zahmir Dawud	1	0	0	0
Timmy Furgeson	1	1	0	0
Jalen Goodman	1	2	0	0
Shane Hartzell	1	0	0	0
Richie Kimmel	0	2	1	0
Tyrell Mims	0	2	0	0
Chandon Pierre	1	0	0	0
Ethan Potter	1	1	0	0
Christian Sapp	1	0	0	0
Ty Trinh	1	2	0	0

CAREER BLOCKED KICKS

Player	Type	Opponent	Date
Brendan Bell	Punt	UAlbany	10.16.21
Richie Kimmel	Punt	Delaware	11.19.22
Tyrell Mims	Punt	William & Mary	10.30.21
JR Strauss	FG	Towson	9.16.24

CAREER 100-YARD RUSHING GAMES

Player	Yds.	Att.	TD	Opp.	Date
Isaiah Ragland	126	15	0	Elon	10.14.23
Isaiah Ralgnad	141	17	0	Towson	9.16.24
Connor Watkins	130	11	2	Hampton	10.29.22
Connor Watkins	113	10	3	URI	9.23.23
Connor Watkins	125	13	0	Elon	10.14.23
Connor Watkins	107	10	2	YSU	8.29.24

CAREER 100-YARD RECEIVING GAMES

Player	Yds.	Rec.	TD	Opp.	Date
Jaylan Sanchez	128	2	0	Colgate	9.9.23
Jaylan Sanchez	158	6	2	NC A&T	10.7.23
Jaylan Sanchez	103	4	1	Stony B.	10.28.23
Devin Smith	103	4	1	S. Car. St.	10.26.23
Devin Smith	202	6	1	Richmond	11.25.23
Devin Smith	116	6	2	Colgate	9.7.24

CAREER 300-YARD PASSING GAMES

Player	Yds.	C-A-I	TD	Opp.	Date
Connor Watkins	310	8-11-0	2	Colgate	9.9.23
Connor Watkins	361	13-19-0	4	Stony B.	10.28.23

CAREER DOUBLE DIGIT TACKLE GAMES

Player	TOT	UA-A	Opp.	Date
Brendan Bell	10	5-5	Towson	11.5.22
Brendan Bell	12	9-3	Delaware	11.19.22
Brendan Bell	14	8-6	UNH	11.4.23
Brendan Bell	12	4-8	Delaware	11.18.23
Brendan Bell	11	5-6	YSU	8.29.24
Brendan Bell	10	9-1	Colgate	9.7.24
Brendan Bell	12	2-10	Towson	9.14.24
Jalen Goodman	13	10-3	URI	3.13.21
Jalen Goodman	12	10-2	Holy Cr.	12.3.21
Jalen Goodman	12	5-7	Delaware	11.19.22
Shane Hartzell	15	8-7	Richmond	10.15.22
Shane Hartzell	10	6-4	Delaware	11.19.22
Shane Hartzell	10	4-6	UNH	11.4.23
Shane Hartzell	14	7-7	YSU	12.2.23
Shane Hartzell	11	7-4	YSU	8.29.24
Richie Kimmel	10	2-8	YSU	8.29.24
Kaleb Moody	10	5-5	Brown	9.22.23
Ethan Potter	11	4-7	Maine	10.1.22
Ethan Potter	11	6-5	Richmond	10.15.22
Ty Trinh	12	7-5	UNH	11.4.23

VILLANOVA FOOTBALL GAME NOTES

DEFENSE/SPECIAL TEAMS TOUCHDOWNS

(since becoming an FCS member in 1985)

PLAY	TDs
DEFENSE (67)	
Interception Return.....	43
Fumble Return.....	18
Blocked Punt Return.....	5
Blocked Field Goal Return.....	1
SPECIAL TEAMS (17)	
Kick Return.....	15
Punt Return.....	2
TOTAL	84

LONGEST TOUCHDOWNS BY TYPE

Interception Return

100 yards by Rob Rolle on September 17, 2016 vs. Towson

Fumble Return

99 yards by Jaquan Amos on October 7, 2017 vs. Maine

Return of Blocked Punt

33 yards by Ademole Turner on September 21, 1996 vs. Fordham

Return of Blocked Field Goal

73 yards by Craig James on September 28, 2013 vs. Penn

Kick Return

100 yards by Nowoola Awopetu on November 9, 2019 vs. Richmond

Punt Return

66 yards by Poppy Livers on October 20, 2012 vs. Georgia State

DEFENSIVE/SPECIAL TEAMS TDS BY YEAR

DEFENSE

4	2000, 2016, 2017, 2019
3	2004, 2005, 2007, 2009, 2012, 2013
2	1986 1989, 1991, 1992, 1994, 1996, 1999, 2003, 2008, 2010, 2011, 2014, 2018, 2021
1	1997, 1998, 2001, 2022, 2023

SPECIAL TEAMS

2	2000, 2010
1	1996, 1997, 1998, 2001, 2002, 2003, 2004, 2007, 2008, 2009, 2012, 2017, 2019

DEFENSIVE/SPECIAL TEAMS TDS BY MONTH

August	3
September	35
October	21
November	22
December	3

DEFENSIVE/SPECIAL TEAMS TDS BY PLAYER

DEFENSIVE TOUCHDOWNS	TDs
Jaquan Amos	4
Jimmy Pitts.....	3
Ronnie Akins	2
Nowoola Awopetu	2
Brian Barajas	2
Eric Loper	2
Rob Rolle	2
Joe Sarnese	2
Jeff Steeb	2
Daryl Stewart.....	2
Danny Abraham.....	1
Darrell Adams	1
TD Ayo-Durojaiye	1
Rodney Badger	1
Christian Benford.....	1
Austin Calitro	1
Clarence Curry	1
Chris Curtis.....	1
John Dempsey	1
Curtis Eller.....	1
Brennan Erbeznik.....	1
Jalen Goodman.....	1
Sean Goodrich	1
Mike Hoffman	1
Brian Hulea	1
Keeling Hunter.....	1
Craig James	1
Gary Johnson	1
Marlon Johnson.....	1
Joe Keating.....	1
Salim Koroma	1
Tanoh Kpassagnon	1
Tim Kukucka	1
DeLonne Kelly	1
Kevin Long.....	1
Jason McMillion	1
Jerry Miles	1
Martel Moody.....	1
Steven Neugebauer.....	1
Osayi Osunde	1
Delmon Robertson.....	1
Bobby Rosato	1
Dan Silva	1
Kwesi Solomon.....	1
Rich Spugnardi.....	1
Terence Taylor.....	1
Elijah Trent.....	1
Ademole Turner	1
Ray Ventrone	1
Ross Ventrone.....	1
Curtis Waltman	1
Aaron Weems	1
Darrel Young	1

SPECIAL TEAMS TOUCHDOWNS

SPECIAL TEAMS TOUCHDOWNS	TDs
Brian Westbrook.....	5
Angelo Babbaro.....	3
Martin Gibson.....	3
Matt Szczur	2
Nowoola Awopetu	1
Poppy Livers.....	1
Taurus Phillips	1
Ademole Turner.....	1

VILLANOVA FOOTBALL GAME NOTES

SINGLE GAME HIGHS

INDIVIDUAL SINGLE GAME HIGHS

Category	No.	Player
Rushes	17	Isaiah Ragland, Towson
Rushing Yards	141	Isaiah Ragland, Towson
Rushing TDs	2	Connor Watkins, Youngstown State
Long Rush	65	Isaiah Ragland, Towson
Pass Attempts	28	Connor Watkins, Colgate
Pass Completions	18	Connor Watkins, Colgate
Passing Yards	247	Connor Watkins, Colgate
Passing TDs	2	Connor Watkins, Colgate/Towson
Long Pass	71	Connor Watkins, Colgate
Receptions	6	Devin Smith, Colgate
Receiving Yards	116	Devin Smith, Colgate
Receiving TDs	2	D. Smith, Colgate; J. Sanchez, Towson
Long Reception	71	Devin Smith, Colgate
Field Goals	1	Ethan Gettman, Youngstown State
Long Field Goal	42	Ethan Gettman, Youngstown State
Punts	6	Ethan Gettman, Towson
Punting Average	46.0	Ethan Gettman, Youngstown State
Long Punt	62	Ethan Gettman, Youngstown State
Punts Inside 20	2	Ethan Gettman, Youngstown State/Towson
Long Punt Return	19	Devin Smith, Towson
Long Kick Return	42	Christian Sapp, Youngstown State
Long INT Return	2	Zahmir Dawud, Youngstown State
Long FR Return	1	Richie Kimmel, Youngstown State
Tackles	11	S. Hartzell/B. Bell, Youngstown State
Tackles For Loss	1.5	Brendan Bell, Youngstown State
Sacks	1.0	Howard, YSU; Martin/McSween, Towson
Interceptions	1	Dawud/Kimmel, YSU; Sapp, Colgate

OPPONENT SINGLE GAME HIGHS

Category	No.	Player
Rushes	16	Beau Brungard, Youngstown State
Rushing Yards	135	Devin Matthews, Towson
Rushing TDs	1	Tyshon King, Youngstown State
Long Rush	70	Devin Matthews, Towson
Pass Attempts	36	Sean Brown, Towson
Pass Completions	20	Sean Brown, Towson
Passing Yards	233	Sean Brown, Towson
Passing TDs	1	B. Brungard, YSU; S. Brown, Towson
Long Pass	36	Michael Brescia, Colgate
Receptions	7	Marco Maldonado, Colgate
Receiving Yards	88	Carter Runyon, Towson
Receiving TDs	1	C. Traugh, YSU; C. Runyon, Towson
Long Reception	36	Treyvhon Saunders, Colgate
Field Goals	2	Keegan Vaughan, Towson
Long Field Goal	41	Keegan Vaughan, Towson
Punts	6	Shelby Pruett, Colgate
Punting Average	55.0	Brendon Kilpatrick, Youngstown State
Long Punt	65	Brendon Kilpatrick, Youngstown State
Punts Inside 20	2	B. Kilpatrick, YSU; B. LaFollette, Towson
Long Punt Return	12	John Dunmore, Towson
Long Kick Return	23	Latrell Fordham, Youngstown State
Long INT Return		
Long FR Return		
Tackles	11	Cole Kozlowski, Colgate
Tackles For Loss	2.0	Nchabanu Fortaboh, Towson
Sacks	1.0	5x
Interceptions		

TEAM SINGLE GAME HIGHS

Category	No.	Villanova
Rushes	38	Towson
Rushing Yards	246	Youngstown State
Yards Per Rush	8.2 (30/246)	Youngstown State
Rushing TDs	3	Youngstown State
Pass Attempts	28	Colgate
Pass Completions	18	Colgate
Passing Yards	247	Colgate
Yards Per Pass	8.8 (247/28)	Colgate
Passing TDs	2	Colgate, Towson
Total Plays	63	Towson
Total Offense	379	Colgate
Yards Per Play	7.1 (47/336)	Youngstown State
Points	28	Colgate
First Downs	20	Colgate, Towson
Penalties	7	Colgate, Towson
Penalty Yards	65	Towson
Turnovers	2	Towson
Sacks	3	Towson
Interceptions	2	Youngstown State
Punts	6	Colgate, Towson
Punting Average	46.0 (3/138)	Youngstown State
Third Down Pct.	41.7% (5 of 12)	Towson
Fourth Down Pct.	— (0 of 0)	Youngstown State, Colgate, Towson

OPPONENT SINGLE GAME HIGHS

Category	No.	Opponent
Rushes	40	Youngstown State
Rushing Yards	169	Youngstown State
Yards Per Rush	5.2 (31/161)	Towson
Rushing TDs	1	Youngstown State
Pass Attempts	42	Colgate
Pass Completions	24	Colgate
Passing Yards	233	Towson
Yards Per Pass	6.1 (38/233)	Towson
Passing TDs	1	Youngstown State, Towson
Total Plays	69	Towson
Total Offense	394	Towson
Yards Per Play	5.7 (69/394)	Towson
Points	17	Youngstown State
First Downs	21	Youngstown State
Penalties	8	Towson
Penalty Yards	50	Towson
Turnovers	3	Youngstown State
Sacks	3	Towson
Interceptions	0	Youngstown State, Colgate, Towson
Punts	6	Colgate
Punting Average	55.0 (2/110)	Youngstown State
Third Down Pct.	40.0% (4 of 10)	Youngstown State
Fourth Down Pct.	100.0% (1 of 1)	Towson

VILLANOVA FOOTBALL GAME NOTES

THE LAST TIME VILLANOVA

VILLANOVA	SPAN OF GAMES	LAST TIME	VILLANOVA	SPAN OF GAMES	LAST TIME
Scoring			PASSING		
50-59	38	55 vs. Bucknell (9.11.2021)	300-399 yards	8	361, Connor Watkins vs. Stony Brook (10.28.2023)
60-69	200	63 vs. William & Mary (10.6.2007)	400+ yards	251	460, Brett Gordon vs. Delaware (11.23.2002)
70+	1,205	NEVER	40-49 attempts	37	40, Daniel Smith vs. Richmond (9.18.2021)
<10	18	3 at Towson (11.5.2022)	50+ attempts	221	54, Frank Jankowski vs. Richmond (10.8.2005)
<7	18	3 at Towson (11.5.2022)	25-29 completions	37	26, Daniel Smith vs. Richmond (9.18.2021)
Shutout by	60	0-34 vs. New Hampshire (10.27.2018)	30-39 completions	216	30, Frank Jankowski vs. JMU (11.12.2005)
Shutout by (CAA)	60	0-34 vs. New Hampshire (10.27.2018)	40+ completions	258	40, Brett Gordon vs. JMU (9.28.2002)
Shutout by (home)	60	0-34 vs. New Hampshire (10.27.2018)	3 passing TDs	6	3, Connor Watkins vs. Towson (11.11.2023)
Shutout by (road)	85	0-23 vs. Richmond (10.15.2016)	4 passing TDs	8	4, Connor Watkins vs. Stony Brook (10.28.2023)
Shutout opponent	9	21-0 vs. Elon (10.14.2023)	5 passing TDs	45	5, Daniel Smith vs. Delaware (11.23.2019)
Shutout (home)	9	21-0 vs. Elon (10.14.2023)	6 passing TDs	285	6, Chris Boden vs. Delaware (11.20.1999)
Shutout (road)	30	35-0 at Elon (11.6.2021)	Consecutive 300+	221	3 straight, Frank Jankowski (9.24 - 10.8.2005)
Shutout (CAA)	9	21-0 vs. Elon (10.14.2023)	50-59 yard pass	5	51, Connor Watkins at Delaware (11.18.2023)
			60-69 yard pass	4	64, Connor Watkins vs. YSU (12.2.2023)
Rushing			70-79 yard pass	1	71, Connor Watkins at Colgate (9.7.2024)
300-399 Yards	25	365 at LIU (9.10.2022)	80-89 yard pass	24	80, Connor Watkins vs. UAlbany (10.22.2022)
400+ Yards	9	440 vs. Elon (10.14.2023)	90-99 yard pass	64	90, Zach Bednarczyk vs. Bucknell (9.22.2018)
<100 Yards	11	71 at UAlbany (9.30.2023)	100+ yard pass	1,205	NEVER
<0 Yards	209	-39 vs. Maine (10.14.2006)			
Passing			RECEIVING		
300-399 Yards	6	300 vs. Towson (11.11.2023)	100-199 yards	1	Devin Smith (116) at Colgate (9.7.2024)
400-499 Yards	222	418 vs. New Hampshire (10.1.2004)	200+ yards	45	236, Changa Hodge vs. Delaware (11.23.2019)
			2 players 100+	14	Pringle (168), Sanchez (128) vs. Colgate (9.9.2023)
Total Offense			3 players 100+	8	Pringle (191), Sanchez (103), Hayek (102) vs. Stony B. (10.28.2023)
500-599 Yards	6	555 vs. Towson (11.11.2023)	10 receptions	209	10, Duquesne May vs. Maine (10.14.2006)
600-699 Yards	64	609 vs. Bucknell (9.22.2018)	11 receptions	153	11, Matt Szczur vs. Stephen F.A. (12.4.2.2010)
700+ Yards	756	706 vs. North Carolina State (11.19.1949)	12-14 receptions	262	12, Brian White vs. Rutgers (8.31.2002)
<200 Yards	18	153 at Towson (11.5.2022)	15 receptions	303	15, Brian Westbrook vs. N' eastern (10.10.1998)
<100 Yards	391	87 vs. New Hampshire (11.3.1990)	16 receptions	307	16, Brian Finneran vs. Y'town State (12.6.1997)
30+ first downs	45	30 vs. Delaware (11.23.2019)	Consecutive 100+	6	3 straight, Rayjuon Pringle (10.28 - 11.11.2023)
			50-59 yard catch	5	51, Jaaron Hayek at Delaware (11.18.2023)
100+ penalty yards	12	12-105 vs. Rhode Island (9.23.2023)	60-69 yard catch	4	64, Jaylan Sanchez vs. YSU (12.2.2023)
2 fumbles lost	0	2 vs. Towson (9.14.2024)	70-79 yard catch	1	71, Devin Smith at Colgate (9.7.2024)
3+ fumbles lost	11	3 at UAlbany (9.30.2023)	80-89 yard catch	20	80, Rayjuon Pringle vs. UAlbany (10.22.2022)
Scored a safety	6	1 vs. Towson (11.11.2023)	90-99 yard catch	64	90, Josh McGrigg vs. Bucknell (9.22.2018)
Scored two safeties	129	2 vs. James Madison (11.10.2012)	100+ yard catch	1,205	NEVER
Allowed a safety	20	1 vs. UAlbany (10.22.2022)	3 receiving TDs	152	3, Norman White vs. Stephen F.A. (12.4.2010)
Forced 5 TO	39	6 at Lehigh (9.4.2021)	4 receiving TDs	22	4, Jaaron Hayek vs. Maine (10.1.2022)
Forced 6+ TO	39	6 at Lehigh (9.4.2021)	5 receiving TDs	548	5, Mike Siani vs. Xavier (10.30.1971)
Committed 5+ TO	11	5 at UAlbany (9.30.2023)			
4+ interceptions	39	4 at Lehigh (9.4.2021)	SPECIAL TEAMS		
Forced 2 fumbles	26	2 vs. Lehigh (9.2.2022)	50+ yard field goal	288	50, Casey Hannon vs. JMU (10.1.1999)
Forced 3 fumbles	33	3 vs. Rhode Island (10.23.2021)	45-49 yard field goal	3	46, Matthew Mercurio at S. Dak. St. (12.9.2023)
Forced 4+ fumbles	110	4 vs. Rhode Island (10.11.2014)	40-44 yard field goal	2	42, Ethan Gettman vs. YSU (8.29.2024)
Recovered 2 fumbles	16	2 vs. Delaware (11.19.22)	Made 3+ field goals	10	3, Matthew Mercurio at N.C. A&T (10.7.2023)
Recovered 3+ fumbles	33	3 vs. Rhode Island (10.23.2021)	Made 7+ PATs	38	7, William Bartel vs. Bucknell (9.11.2021)
2+ defensive TDs	59	2 INT returns vs. Richmond (11.3.2018)	Missed PAT	8	1, Matthew Mercurio vs. Stony Brook (10.28.2023)
Defense/ST TDs	76	2 INT returns/1 PR vs. Lafayette (9.16.2017)	70+ yard punt	3	71, Nathan Fondacaro at S. Dak. St. (12.9.2023)
Consecutive games non-off. TD	54	3 straight, vs. Colgate/Lehigh/Bucknell (8.24 - 9.14.2019)	60-69 yard punt	2	62, Ethan Gettman vs. YSU (8.29.2024)
5 total TD's in a game	5	5 at Delaware (11.18.2023)	Kickoff return TD	47	100, Nowoola Awopetu vs. Richmond (11.9.2019)
6 total TD's in a game	4	6 vs. Youngstown State (12.2.2023)	Punt return TD	34	15, TD Ayo-Durojaiye at UAlbany (10.16.2021)
7+ total TD's in a game	8	7 vs. Stony Brook (10.28.2023)	2+ kick return TD	1,205	NEVER
Recovered onside kick	9	at N.C. A&T (10.7.2023)	Start game kick return TD	46	100, Nowoola Awopetu vs. Richmond (11.9.2019)
Defensive 2-point conv.	335	vs. William & Mary (10.28.1995)	Consecutive games non-off. TD	??	Has not happened since FB reinstated in 1985
Walk-Off Win	20	vs. UAlbany (10.22.2022)	2-point conversion	16	Connor Watkins (rush) vs. Delaware (11.19.22)
			Blocked a PAT	12	John Rhodan vs. Rhode Island (9.23.2023)
RUSHING			Blocked a FG	0	JR Strauss vs. Towson (9.14.2024)
100-199	0	141, Isaiah Ragland vs. Towson (9.14.2024)	Blocked a punt	16	Richie Kimmel vs. Delaware (11.19.22)
200-299	120	214, John Robertson vs. Maine (10.26.2013)	TD on blocked FG	124	73, Craig James vs. Stony Brook (9.28.2013)
300+	1,205	NEVER	TD on blocked punt	33	TD Ayo-Durojaiye at UAlbany (10.16.2021)
2 players 100+	9	Ragland (126), Watkins (125) vs. Elon (10.14.2023)			
30+ attempts	116	34, John Robertson vs. Syracuse (8.29.2014)	DEFENSE		
Consecutive 100+	19	3 straight, TD Ayo-Durojaiye (10.15 - 10.29.2022)	10-14 tackles	1	10, Brendan Bell at Colgate (9.7.2024)
Consecutive 200+	120	2 straight, John Robertson (10.19 - 10.26.2013)	15-19 tackles	21	15, Shane Hartzell at Richmond (10.15.2022)
50-59 yard rush	5	55, Jalen Jackson at Delaware (11.18.2023)	20+ tackles	27	21, Forrest Rhyne vs. S. Dakota St. (12.11.2021)
60-69 yard rush	0	65, Isaiah Ragland vs. Towson (9.14.2024)	5+ TFL	189	5.5, Greg Miller vs. Richmond (9.27.2008)
70-79 yard rush	20	75, Connor Watkins vs. Hampton (10.29.2022)	3+ sacks	84	3.5, Ed Shockley vs. UAlbany (10.22.2016)
80-89 yard rush	30	83, Justin Covington vs. Stony Brook (11.13.2021)	2+ interceptions	38	Christian Benford vs. Bucknell (9.11.2021)
90-99 yard rush	407	90, Mike Jones vs. Columbia (9.23.1989)	3+ fumble recoveries	234	3, Darrell Adams vs. James Madison (9.17.2004)
100+ yard rush	1,142	110, John Powers vs. Fordham (10.15.1902)	2 fumble recoveries	59	2, Chucky Smith vs. Richmond (11.3.2018)
3 rushing TDs	9	3, TD Ayo-Durojaiye vs. Elon (10.14.2023)	INT return TD	5	1, Danny Abraham at Delaware (11.18.2023)
4 rushing TDs	41	4, Justin Covington at Maine (4.3.2021)	2 INT return TDs	59	Nowoola Awopetu vs. Richmond (11.3.2018)
			Fumble return TD	73	Jaquan Amos vs. Maine (10.7.2017)

VILLANOVA FOOTBALL GAME NOTES

THE LAST TIME THE OPPONENT

OPPONENT	SPAN OF GAMES	LAST TIME	OPPONENT	SPAN OF GAMES	LAST TIME
Scoring			RECEIVING		
50-59	231	51 by New Hampshire (10.2.2004)	100-199 yards	4	105 by Max Tomczask, YSU (12.2.2023)
60-69	1,021	62 by Army (11.15.1919)	200+ yards	72	205 by Korte Weeks, Elon (10.28.2017)
70-79	1,070	71 by Penn State (11.9.1912)	3 players 100+	44	Turner (173), Schwebel (119), Conner (102), SELA (11.30.2019)
80+	807	83 by Army (11.4.1944)	2 players 100+	36	Washington (148), Dotson (117), Penn State (9.25.2021)
<10	1	3 by Colgate (9.7.2024)	10+ receptions	7	10 by Dylan Laube, UNH (11.4.2023)
<7	1	3 by Colgate (9.7.2024)	50-59 yard catch	13	58 by Kobe Hudson (9.16.2023)
Rushing			60-69 yard catch	36	67 by Parker Washington, Penn State (9.25.2021)
300+ Yards	18	371 by William & Mary (11.12.2022)	70-79 yard catch	63	76 by Shane Leatherbury, Towson (9.15.2018)
400+ Yards	35	472 by Army West Point (9.17.2022)	80-89 yard catch	34	83 by KeAndre Lambert-Smith, Penn State (9.25.2021)
<100 Yards	1	86 by Colgate (9.7.2024)	90-99 yard catch	166	98 by Cameron Dohse, W&M (12.11.2009)
<0 Yards	38	-12 by Lehigh (9.4.2021)	100+ yard catch	1,205	NEVER
Passing			3+ touchdowns	222	3 by David Ball, UNH (10.1.2005)
300-399 Yards	13	349 by UCF (9.16.2023)	SPECIAL TEAMS		
400-499 Yards	36	429 by Penn State (9.25.2021)	50+ yard field goal	62	52 by Kenny Doak, Maine (10.6.2018)
500-599 Yards	44	508 by Southeastern La. (11.30.2019)	40-49 yard field goal	0	41 by Keegan Vaughan, Towson (9.14.2024)
Total Offense			Made 3 field goals	49	3 by Nick Courtney, Stony B. (10.26.19)
500-599 Yards	17	582 William & Mary (11.12.2022)	Made 4+ field goals	140	4 by Sean Baner, Delaware (11.19.2011)
600-699 Yards	13	600 by UCF (9.16.2023)	Made 7+ PATs	23	7 by Vincenzo Rea, Monmouth (9.24.2022)
700+ Yards	413	708 by New Hampshire (11.5.1988)	Missed PAT	12	1 by Ty Groff (blocked), URI (9.23.2023)
<200 Yards	10	172 by N.C. A&T (10.7.2023)	70+ yard punt	17	75 by Ben Dinkel, Delaware (11.19.2022)
<100 Yards	9	99 by Elon (10.14.2023)	60-69 yard punt	1	60 by Shelby Pruett, Colgate (9.7.2024)
30+ first downs	13	31 by UCF (9.16.2023)	Kickoff return TD	10	94 by Taymon Cooke, N.C. A&T (10.7.2023)
100+ penalty yards	20	115 by UAlbany (10.22.2022)	Punt return TD	3	45 by Matthew Durrance, S. D. St. (12.9.2023)
2 fumbles lost	16	2 by Delaware (11.19.2022)	2 Punt Return TDs	61	89/81 by D'Angelo Amos, JMU (10.13.2018)
3+ fumbles lost	33	3 by Rhode Island (10.23.2021)	2+ kick return TD	??	Believed to be never based on available data
Scored a safety	20	1 by UAlbany (10.22.2022)	Start game kick return TD	92	98 by Brandon Ravenel, JMU (11.21.2015)
4+ interceptions	32	4 by William & Mary (10.30.2021)	Recovered onside kick	7	New Hampshire (11.4.2023)
Forced 2 fumbles	0	2 by Towson (9.14.2024)	2-point conversion	4	Bryce Oliver, Youngstown St. (12.2.2023)
Forced 3 fumbles	10	3 by North Carolina A&T (10.7.2023)	Blocked a PAT	8	Jalen Hoyle, Stony Brook (10.28.2023)
Forced 4+ fumbles	11	5 by UAlbany (9.30.2023)	Blocked a FG	49	D'Angelo Amos, JMU (10.12.2019)
2 non-offensive TDs	63	2 punt returns by JMU (10.13.2018)	Blocked a punt	3	Matthew Durrance, S. Dak. St. (12.9.2023)
2 defensive TDs	92	2 (IR/FR) by JMU (11.21.2015)	TD on blocked FG	67	74 by Kimere Brown, Temple (9.1.2018)
Defense/ST TDs	92	3 (KOR/IR/FR) by JMU (11.21.2015)	TD on blocked punt	3	45 by Matthew Durrance, S. D. St. (12.9.2023)
Offense/ST TDs	92	2 by Brandon Ravenel (KOR, receiving), JMU (11.21.2015)	DEFENSE		
3+ TD's in a game	24	3 by Tyhier Tyler, Army West Point (9.17.2022)	10-14 tackles	1	11 by Cole Kozlowski, Colgate (9.7.2024)
RUSHING			15+ tackles	24	15 by Antwan Spencer, LIU (9.10.2022)
100-199	0	135 by Devin Matthews, Towson (9.14.2024)	5+ TFL	48	5.0 by John Daka, JMU (10.12.2019)
200-299	23	211 by Jaden Shirden, Monmouth (9.24.2022)	3+ sacks	11	3.0 by A.J. Simon, UAlbany (9.30.2023)
300+	1,205	NEVER	2+ interceptions	24	3 by Victor Nelson Jr., LIU (9.10.2022)
2 players 100+	128	Maysonet (160), Coker (107), Stony B. (11.24.2012)	3 interceptions	24	3 by Victor Nelson Jr., LIU (9.10.2022)
30+ attempts	82	33 by Khalid Abdullah, JMU (11.12.2016)	2+ fumble recoveries	32	2 by Semaj Brown, UAlbany (10.16.2021)
50-59 yard rush	17	55 by Darius Wilson, W&M (11.12.2022)	INT return TD	48	MJ Hampton, JMU (10.12.2019)
60-69 yard rush	3	66 by Isaiah Davis, S. Dak. St. (12.9.2023)	Fumble return TD	63	Troy Vincent, Towson (9.15.2018)
70-79 yard rush	0	70 by Devin Matthews, Towson (9.14.2024)			
80-89 yard rush	219	85 by Jayson Davis, URI (10.22.2005)			
90+ yard rush	241	95 by Wendall Williams, URI (10.11.2003)			
3 rushing TDs	24	3 by Tyhier Tyler, Army West Point (9.17.2022)			
4 rushing TDs	42	4 by Kevin Brown Jr., URI (3.13.2021)			
PASSING					
300-399 yards	13	321 by Timmy McClain, UCF (9.16.2023)			
400-499 yards	36	401 by Sean Clifford, Penn St. (9.25.2021)			
500+ yards	271	538 by Ricky Santos, UNH (10.2.2004)			
40-49 attempts	4	44 by Mitch Davidson, YSU (12.2.2023)			
50+ attempts	16	59 by Nolan Henderson, Delaware (11.19.2022)			
30-39 completions	16	37 by Nolan Henderson, Delaware (11.19.2022)			
40+ completions	169	42 by Pat Devlin, Delaware (11.21.2009)			
3 passing TDs	4	3 by Mitch Davidson, YSU (12.2.2023)			
4 passing TDs	36	4 by Sean Clifford, Penn State (9.25.2021)			
5 passing TDs	191	5 by Pat White, West Virginia (8.30.2008)			
6 passing TDs	231	6 by Ricky Santos, UNH (10.2.2004)			
50-59 yard pass	13	58 by Timmy McClain, UCF (9.16.2023)			
60-69 yard pass	36	67 by Sean Clifford, Penn State (9.25.2021)			
70-79 yard pass	64	76 by Tom Flacco, Towson (9.15.2018)			
80-89 yard pass	36	83 by Sean Clifford, Penn State (9.25.2021)			
90-99 yard pass	166	98 by R.J. Archer, W&M (12.11.2009)			
100+ yard pass	1,205	NEVER			

VILLANOVA FOOTBALL GAME NOTES

CAREER HIGHS

TEMI AJIROTUTU

Tackles 1 at UCF (9.16.23)

DAVID AVIT

Rush Attempts 7 vs. Towson (9.14.24)
Rushing Yards 42 vs. YSU (8.29.24)
Long Rush 20 vs. YSU (8.29.24)
Total Offense — Plays 7 vs. Towson (9.14.24)
Total Offense — Yards 42 vs. YSU (8.29.24)
All-Purpose Yards 42 vs. YSU (8.29.24)

BRENDAN BELL

All-Purpose Yards 17 at New Hampshire (11.4.23)
Interceptions 1 at New Hampshire (11.4.23)
Long INT Return 17 at New Hampshire (11.4.23)
Punt Returns 1 at UAlbany (10.16.21)
Punt Return Yards 28 at UAlbany (10.16.21)
Long Punt Return 28 at UAlbany (10.16.21)
Tackles 14 at New Hampshire (11.4.23)
Tackles For Loss 3.0 vs. Delaware (11.19.22)
Sacks 1.0 vs. Rhode Island (9.23.23)
1.0 at Delaware (11.18.23)

Pass Breakups 1, 6x
Forced Fumbles 1 at New Hampshire (11.4.23)
1 at South Dakota St. (12.9.23)

Fumble Recoveries 1 at LIU (9.10.22)
Quarterback Hurries 3 vs. Youngstown St. (12.2.23)
Blocked Kicks (Punt) 1 at UAlbany (10.16.21)

MICHAEL BENINCASA

Rush Attempts 1 at Juniata (10.15.22)
Rushing Yards 8 at Juniata (10.15.22)
Long Rush 8 at Juniata (10.15.22)
Pass Attempts 1 at McDaniel (9.17.22)
Total Offense - Plays 1 at McDaniel (9.17.22)
1 at Juniata (10.15.22)
Total Offense - Yards 8 at Juniata (10.15.22)
All-Purpose Yards 8 at Juniata (10.15.22)

DAMILL BOSTIC

Tackles 1 at Colgate (9.7.24)

ETHAN CARR

Pass Attempts 1 at William & Mary (11.12.22)
Total Offense - Plays 1 at W&M (11.12.22)

NOLAN CLAYTON

Receptions 1 at Colgate (9.7.24)
Receiving Yards 15 at Colgate (9.7.24)
Long Reception 15 at Colgate (9.7.24)
All-Purpose Yards 15 at Colgate (9.7.24)

LUKE DALY

Receptions 2 vs. Towson (9.14.24)
Receiving Yards 45 vs. YSU (12.2.23)
Long Reception 45 vs. YSU (12.2.23)
All-Purpose Yards 45 vs. YSU (12.2.23)

ZAHMIR DAWUD

All-Purpose Yards 2 vs. YSU (8.29.24)
Interceptions 1 vs. YSU (8.29.24)
Forced Fumbles 2 vs. YSU (8.29.24)
Tackles 4 vs. YSU (8.29.24)
4 vs. Towson (9.14.24)
Tackles For Loss 1.0 at Colgate (9.7.24)
Forced Fumbles 1 vs. YSU (8.29.24)
Pass Breakups 1 vs. Stony Brook (10.28.23)

NEWTON ESSIEM

Tackles 1 at Colgate (9.7.24)

TIMMY FURGESON

Tackles 8 at Army West Point (9.17.22)
Tackles For Loss 1.0 vs. Rhode Island (3.13.21)
1.0 at Maine (4.3.21)
Sacks 1.0 vs. Rhode Island (3.13.21)
1.0 at Maine (4.3.21)
Forced Fumbles 1 at Maine (4.3.21)
Fumble Recoveries 1 vs. Monmouth (9.24.22)
Quarterback Hurries 1 vs. Bucknell (9.11.21)

ETHAN GETTMAN

Points 13 vs. Campbell (11.5.22)
Points by Kicking 13 vs. Campbell (11.5.22)
PATs Made 8 vs. Southern Conn. St. (10.8.22)
PATs Attempted 8 vs. Southern Conn. St. (10.8.22)
Field Goals Made 3 vs. Char. So. (10.15.22)
3 vs. Campbell (11.5.22)
3 at Princeton (9.23.23)
Field Goals Attempted 4 vs. Char. So. (10.15.22)
Long Field Goal 56 vs. Campbell (11.5.22)
Rush Attempts 1 at UNLV (9.2.23)
Rushing Yards -23 at UNLV (9.2.23)
Total Offense — Plays 1 at UNLV (9.2.23)
Total Offense — Yards -23 at UNLV (9.2.23)
Punts 6 at Akron (9.18.21)
6 vs. Towson (9.14.24)
Punting Yards 232 vs. Towson (9.14.24)
Long Punt 82 vs. Saint Francis (Pa.) (10.16.21)
Kickoffs 9 vs. Southern Conn. St. (10.8.22)
9 vs. Campbell (11.5.22)
Kickoff Yards 578 vs. Southern Conn. St. (10.8.22)
Kickoff Average 65.7 (7 KO) at Holy Cross (11.12.22)
Touchbacks 7 vs. Southern Conn. St. (10.8.22)

JULIAN GLANTZ

Rush Attempts 2 vs. Stony Brook (10.28.23)
Rushing Yards 9 at Maine (10.1.22)
Long Rush 9 at Maine (10.1.22)
Receptions 1 vs. Stony Brook (10.28.23)
Receiving Yards -3 vs. Stony Brook (10.28.23)
Long Reception -3 vs. Stony Brook (10.28.23)
Total Offense - Plays 2 vs. Stony Brook (10.28.23)
Total Offense 9 at Maine (10.1.22)
All-Purpose Yards 9 at Maine (10.1.22)
Tackles 1 at N.C. A&T (10.7.23)
1 vs. Elon (10.14.23)
1 vs. Stony Brook (10.28.23)

JALEN GOODMAN

Points 6 at Maine (10.1.22)
Touchdowns 6 at Maine (10.1.22)
All-Purpose Yards 81 vs. Rhode Island (9.23.23)
Interceptions 1 at Maine (10.1.22)
1 vs. Rhode Island (9.23.23)
Long INT Return 81 vs. Rhode Island (9.23.23)
INT Return TDs 1 at Maine (10.1.22)
Tackles 13 vs. Rhode Island (3.13.21)
Tackles For Loss 1.5 vs. Bucknell (9.11.21)
Forced Fumbles 1 at Maine (4.3.21)
1 vs. Monmouth (9.24.22)
Fumble Recoveries 1 vs. Rhode Island (9.23.23)
1 at South Dakota State (12.9.23)
Pass Breakups 2 at Southeastern La. (11.30.19)
Quarterback Hurries 1 at Elon (11.6.21)

JASON HALL

Kickoff Returns 1 vs. Towson (11.11.23)
Kickoff Return Yards 0 vs. Towson (11.11.23)
Long Kickoff Return 0 vs. Towson (11.11.23)
Tackles 1 vs. YSU (8.29.24)
1 at Colgate (9.7.24)

SHANE HARTZELL

All-Purpose Yards 19 at New Hampshire (11.4.23)
Interceptions 1 at New Hampshire (11.4.23)
Long INT Return 19 at New Hampshire (11.4.23)
Tackles 15 at Richmond (10.15.22)
Tackles For Loss 2.0 at Richmond (10.15.22)
2.0 vs. Delaware (11.19.22)
Sacks 1.0, 7x
Forced Fumbles 1 at LIU (9.10.22)
Pass Breakups 1 at UAlbany (9.30.23)
1 at Delaware (11.18.23)
1 vs. Youngstown St. (12.2.23)
Quarterback Hurries 3 vs. Youngstown St. (12.2.23)

NATE HILL

Receptions 1 vs. Rhode Island (9.23.23)
Receiving Yards 6 vs. Rhode Island (9.23.23)
Long Reception 6 vs. Rhode Island (9.23.23)
All-Purpose Yards 6 vs. Rhode Island (9.23.23)

AYDEN HOWARD

Tackles 4 at Lehigh (9.2.23)
Tackles For Loss 1.5 at Lehigh (9.2.23)
Sacks 1.0 vs. YSU (8.29.24)
Pass Breakups 1 vs. Towson (11.11.23)
1 at Colgate (9.7.24)
Quarterback Hurries 1 vs. UAlbany (10.22.22)

TURNER INGE

Tackles 5 vs. Rhode Island (9.23.23)
Tackles For Loss 2.0 vs. Rhode Island (9.23.23)
Sacks 1.0 vs. Stony Brook (10.28.23)

VILLANOVA FOOTBALL GAME NOTES

CAREER HIGHS

ANTONIO JOHNSON

Points	6 vs. Colgate (9.9.23)
Touchdowns	1 vs. Colgate (9.9.23)
Receptions	2 at Lehigh (9.2.23)
	2 vs. Elon (10.14.23)
	2 vs. Youngstown St. (12.2.23)
Receiving Yards	40 vs. Youngstown St. (12.2.23)
Receiving Touchdowns	1 vs. Colgate (9.9.23)
Long Reception	34 vs. Youngstown St. (12.2.23)
All-Purpose Yards	40 vs. Youngstown St. (12.2.23)
Tackles	1 at UCF (9.16.23)

COLIN KENNEDY

Tackles	3 vs. Stony Brook (10.28.23)
---------	------------------------------

MIKE KENNEDY

Tackles	1 at UCF (9.16.23)
	1 vs. Towson (9.14.24)

RICHIE KIMMEL

Punt Returns	1 vs. Delaware (11.19.22)
Punt Return Yards	16 vs. Delaware (11.19.22)
Long Punt Return	16 vs. Delaware (11.19.22)
All-Purpose Yards	16 vs. Delaware (11.19.22)
Interceptions	1 vs. YSU (8.29.24)
Long INT Return	0 vs. YSU (8.29.24)
Tackles	10 vs. YSU (8.29.24)
Tackles For Loss	1.5 at New Hampshire (11.4.23)
Sacks	0.5 vs. Towson (9.14.24)
Fumble Recoveries	1 at Lehigh (9.2.23)
	1 vs. YSU (8.29.24)
Long Fumble Return	1 vs. YSU (8.29.24)
Pass Breakups	1 vs. Rhode Island (9.23.23)
Quarterback Hurries	1, 4x
Blocked Kicks (Punt)	1 vs. Delaware (11.19.22)

DALE LAW

Tackles	1 at Lehigh (9.2.23)
	1 vs. Stony Brook (10.28.23)

DANIEL LOPES

Points	6 at William & Mary (11.12.22)
Touchdowns	1 at William & Mary (11.12.22)
Receptions	3 at Colgate (9.7.24)
Receiving Yards	42 at William & Mary (11.12.22)
Receiving Touchdowns	1 at W&M (11.12.22)
Long Reception	39 at William & Mary (11.12.22)
All-Purpose Yards	39 at William & Mary (11.12.22)
Tackles	1 at Lehigh (9.2.23)

JA'BRIEL MACE

Rush Attempts	13 vs. Towson (11.11.23)
Rushing Yards	76 vs. Towson (11.11.23)
Long Rush	28 vs. Towson (11.11.23)
Receptions	2 at Colgate (9.7.24)
Receiving Yards	35 vs. YSU (8.29.24)
Long Reception	35 vs. YSU (8.29.24)
Total Offense - Plays	13 vs. Towson (11.11.23)
Total Offense - Yards	76 vs. Towson (11.11.23)
All-Purpose Yards	77 vs. Towson (11.11.23)

TANNER MADDOCKS

Rush Attempts	2 vs. Rhode Island (9.23.23)
Rushing Yards	12 vs. Stony Brook (10.28.23)
Long Rush	12 vs. Stony Brook (10.28.23)
Pass Attempts	4 vs. Stony Brook (10.28.23)
Pass Completions	4 vs. Stony Brook (10.28.23)
Passing Yards	37 vs. Stony Brook (10.28.23)
Long Pass	40 vs. Stony Brook (10.28.23)
Total Offense - Plays	5 vs. Stony Brook (10.28.23)
Total Offense - Yards	49 vs. Stony Brook (10.28.23)
All-Purpose Yards	12 vs. Stony Brook (10.28.23)

CAPRI MARTIN

Tackles	5 vs. Stony Brook (10.28.23)
	5 vs. Towson (9.14.24)
Tackles For Loss	1.0 vs. Towson (9.14.24)
Sacks	1.0 vs. Towson (9.14.24)
Forced Fumbles	1 vs. Towson (9.14.24)
Quarterback Hurries	1 vs. Colgate (9.9.23)
	1 at Colgate (9.7.24)
	1 vs. Towson (9.14.24)

NIGEL MCSWEEN

Tackles	3 vs. Towson (9.14.24)
Tackles For Loss	1.0 vs. Towson (9.14.24)
Sacks	1.0 vs. Towson (9.14.24)

KENYON MILES

Receptions	2 vs. YSU (8.29.24)
	2 vs. Towson (9.14.24)
Receiving Yards	20 at UAlbany (9.30.23)
Long Reception	20 at UAlbany (9.30.23)
All-Purpose Yards	20 at UAlbany (9.30.23)

TYRELL MIMS

All-Purpose Yards	0 at LIU (9.10.22)
	0 vs. UAlbany (10.22.22)
	0 at Lehigh (9.2.23)
Interceptions	1 at LIU (9.10.22)
	1 vs. UAlbany (10.22.22)
	1 at Lehigh (9.2.23)
Long INT Return	0 at LIU (9.10.22)
	0 vs. UAlbany (10.22.22)
	0 at Lehigh (9.2.23)
Tackles	6 vs. Richmond (10.15.22)
	6 at Lehigh (9.2.23)
	6 vs. Stony Brook (10.28.23)
Tackles For Loss	1, 4x
Sacks	1.0 at N.C. A&T (10.7.23)
Fumble Recoveries	1 at Army West Point (9.17.22)
	1 at Towson (11.5.22)
Pass Breakups	2 vs. UAlbany (10.22.22)
	2 vs. Delaware (11.19.22)
Quarterback Hurries	1 at LIU (9.10.22)
Blocked Kicks (Punt)	1 vs. William & Mary (10.30.21)

KALEB MOODY

Points	6 at Columbia (11.4.23)
Touchdowns	1 at Columbia (11.4.23)
Punt Returns	1 at Columbia (11.4.23)
Punt Return Yards	24 at Columbia (11.4.23)
Long Punt Return	10 at Columbia (11.4.23)
Interceptions	2 at Columbia (11.4.23)
Long INT Return	0 at Columbia (11.4.23)
All Purpose Yards	24 at Columbia (11.4.23)
Tackles	10 vs. Brown (9.22.23)
Tackles For Loss	1.5 vs. Dartmouth (10.28.23)
Sacks	1.0 at Dartmouth (10.28.23)
Forced Fumbles	1 vs. Dartmouth (10.28.23)
Pass Breakups	2 vs. St. Thomas (Minn.) (9.16.23)
	2 vs. Penn (11.11.23)
Blocked Kicks (Punt)	2 vs. Merrimack (9.16.22)

JAMES MOTT

Pass Attempts	3 at Lehigh (9.2.23)
Pass Completions	2 at Lehigh (9.2.23)
Passing Yards	9 at Lehigh (9.2.23)
Long Pass	6 at Lehigh (9.2.23)
Total Offense - Plays	3 at Lehigh (9.2.23)
Total Offense - Yards	9 at Lehigh (9.2.23)

DANIEL MUELLER

Kickoffs	1 at Lehigh (9.2.23)
Kickoff Yards	53 at Lehigh (9.2.23)
Kickoff Average	53.0 at Lehigh (9.2.23)

JORDAN NELSON

All-Purpose Yards	0 at Delaware (11.18.23)
Interceptions	1 at Delaware (11.18.23)
Long INT Return	0 at Delaware (11.18.23)
Tackles	4 vs. Stony Brook (10.28.23)
Tackles For Loss	1.0 at Lehigh (9.2.23)
Pass Breakups	1 vs. Towson (11.11.23)
Quarterback Hurries	2 vs. Lehigh (9.2.22)

OBINNA NWOBODO

Tackles	4 vs. Towson (9.14.24)
	2 vs. Towson (11.11.23)
Tackles For Loss	1.0 at Delaware (11.18.23)
Sacks	0.5 vs. Towson (9.14.24)
Quarterback Hurries	1 vs. Colgate (9.9.23)
	1 vs. Towson (9.14.24)
Blocked Kicks (FG)	1 vs. Towson (9.14.24)

JOSH OLUREMI

Tackles	1, 7x
---------	-------

CHANDON PIERRE

Tackles	5 at South Dakota (10.9.21)
Tackles For Loss	1.0, 7x
Sacks	1.0 vs. Southern Illinois (2.20.21)
	1.0 at UAlbany (9.30.23)
	1.0 at N.C. A&T (10.7.23)
Forced Fumbles	1 vs. Southern Illinois (2.20.21)
Quarterback Hurries	1 vs. Missouri State (4.24.21)
	1 vs. YSU (8.29.24)

VILLANOVA FOOTBALL GAME NOTES

CAREER HIGHS

ETHAN POTTER

Kick Returns	1 vs. Delaware (11.19.22)
Kick Return Yards	24 vs. Delaware (11.19.22)
Long Kick Return	24 vs. Delaware (11.19.22)
All-Purpose Yards	1 vs. Holy Cross (12.3.21)
Interceptions	1 vs. Holy Cross (12.3.21)
Long INT Return	1 vs. Holy Cross (12.3.21)
Tackles	11 at Maine (10.1.22)
	11 at Richmond (10.15.22)
Tackles For Loss	2.5 at Richmond (10.15.22)
Sacks	0.5 at Richmond (10.15.22)
Pass Breakups	1, 9x
Forced Fumbles	1 at Towson (11.5.22)
Fumble Recoveries	1 vs. Rhode Island (10.23.21)
Quarterback Hurries	1, 5x

ISAIAH RAGLAND

Points	6 vs. YSU (8.29.24)
	6 at Colgate (9.7.24)
Touchdowns	1 vs. YSU (8.29.24)
	1 at Colgate (9.7.24)
Rush Attempts	17 vs. Towson (9.14.24)
Rushing Yards	141 vs. Towson (9.14.24)
Rushing Touchdowns	1 vs. YSU (8.29.24)
	1 at Colgate (9.7.24)
Long Rush	65 vs. Towson (9.14.24)
Receptions	2 at Colgate (9.7.24)
Receiving Yards	10 at Colgate (9.7.24)
Long Reception	11 at Colgate (9.7.24)
Total Offense - Plays	17 vs. Towson (9.14.24)
Total Offense - Yards	141 vs. Towson (9.14.24)
All-Purpose Yards	141 vs. Towson (9.14.24)

GARRETT ROGAN

Tackles	1 vs. Stony Brook (10.28.23)
---------	------------------------------

JAYLAN SANCHEZ

Points	12 at N.C. A&T (10.7.23)
	12 vs. Towson (9.14.24)
Touchdowns	2 at N.C. A&T (10.7.23)
	2 vs. Towson (9.14.24)
Rush Attempts	1 at William & Mary (11.12.22)
	1 vs. YSU (8.29.24)
	1 vs. Towson (9.14.24)
Rushing Yards	16 vs. YSU (8.29.24)
Long Rush	16 vs. YSU (8.29.24)
Receptions	6 at N.C. A&T (10.7.23)
Receiving Yards	158 at N.C. A&T (10.7.23)
Receiving Touchdowns	2 at N.C. A&T (10.7.23)
	2 vs. Towson (9.14.24)
Long Reception	68 vs. Colgate (9.9.23)
Kickoff Returns	2 at William & Mary (11.12.22)
Kickoff Return Yards	39 at W&M (11.12.22)
Long Kickoff Return	30 vs. Hampton (10.29.22)
Total Offense — Plays	1 at W&M (11.12.22)
	1 vs. YSU (8.29.24)
	1 vs. Towson (9.14.24)
Total Offense	-9 at William & Mary (11.12.22)
All-Purpose Yards	157 at N.C. A&T (10.7.23)

CHRISTIAN SAPP

Kick Returns	4 vs. Towson (9.14.24)
Kick Return Yards	64 vs. Towson (9.14.24)
Long Kickoff Return	42 vs. YSU (8.29.24)
All-Purpose Yards	64 vs. Towson (9.14.24)
Interceptions	1 at New Hampshire (11.4.23)
	1 vs. Youngstown State (12.2.23)
	1 at Colgate (9.7.24)
Long INT Return	0 at New Hampshire (11.4.23)
	0 vs. Youngstown State (12.2.23)
	0 at Colgate (9.7.24)
Tackles	6 vs. Towson (9.14.24)
Tackles For Loss	1.0, 5x
Pass Breakups	1 vs. Hampton (10.29.22)
Forced Fumbles	1 at UCF (9.16.23)

CHUCK SMITH

Tackles	8 at The Citadel (11.13.21)
Tackles For Loss	1.5 at VMI (9.23.23)
	1.5 vs. Samford (10.7.23)
Sacks	1.5 vs. Samford (10.7.23)
Pass Breakups	1 vs. Presbyterian (9.16.23)
Forced Fumbles	1 at VMI (9.25.21)
	1 vs. Mercer (10.1.22)
	1 at Furman (11.19.22)
Fumble Recoveries	1 vs. Kennesaw State (9.18.21)
	1 at VMI (9.25.21)
Quarterback Hurries	2 vs. Presbyterian (9.16.23)
	2 vs. Furman (11.18.23)

DEVIN SMITH

Points	12, 4x
Touchdowns	2, 4x
Rush Attempts	1 at Howard (11.13.21)
	1 vs. Delaware State (11.20.21)
	1 at N.C. A&T (9.9.23)
Rushing Yards	5 at N.C. A&T (9.9.23)
Long Rush	5 at North Carolina (9.9.23)
Receptions	6 at New Hampshire (9.17.22)
	6 at Richmond (11.25.23)
	6 at Colgate (9.7.24)
Receiving Yards	202 at Richmond (11.25.23)
Long Reception	91 at Richmond (11.25.23)
Receiving Touchdowns	2, 4x
Total Offense — Plays	1 at Howard (11.13.21)
	1 vs. Delaware State (11.20.21)
	1 at N.C. A&T (9.9.23)
Total Offense — Yards	5 at N.C. A&T (9.9.23)
Kick Returns	3 at Campbell (10.1.22)
	3 at South Carolina State (10.22.22)
Kick Return Yards	61 at S. Carolina St. (10.22.22)
Long Kick Return	30 at Howard (11.11.23)
Punt Returns	2 vs. Towson (9.14.24)
Punt Return Yards	19 vs. Towson (9.14.24)
Long Punt Return	19 vs. Towson (9.14.24)
All-Purpose Yards	220 at Richmond (11.25.23)
Tackles	1 vs. Winston-Salem (9.18.21)
	1 at South Carolina State (10.22.22)

ELI SMITH

Rush Attempts	7 at Maine (10.1.22)
	7 at William & Mary (11.12.22)
Rushing Yards	48 at William & Mary (11.12.22)
Long Rush	18 at William & Mary (11.12.22)
Receptions	1 at William & Mary (11.12.22)
Receiving Yards	2 at William & Mary (11.12.22)
Long Reception	2 at William & Mary (11.12.22)
All-Purpose Yards	50 at William & Mary (11.12.22)

JR STRAUSS

Tackles	2 vs. Stony Brook (10.28.23)
Tackles For Loss	1.0 at N.C. A&T (10.7.23)
Blocked Kicks (FG)	1 vs. Towson (9.14.24)

TY TRINH

All-Purpose Yards	18 at Lehigh (9.2.23)
Interceptions	1 at Delaware (11.20.21)
	1 at Lehigh (9.2.23)
Long INT Return	18 at Lehigh (9.2.23)
Tackles	12 at New Hampshire (11.4.23)
Tackles For Loss	2.0 at N.C. A&T (10.7.23)
Pass Breakups	2 at UAlbany (9.30.23)
	2 vs. Elon (10.14.23)
Quarterback Hurries	1 at UAlbany (9.30.23)
	1 at Delaware (11.18.23)
	1 vs. YSU (8.29.24)
Forced Fumbles	1 vs. Lehigh (9.2.22)
	1 vs. Delaware (11.19.22)
Fumble Recoveries	1 vs. Delaware (11.19.22)

STEPHANE VOLTAIRE

Tackles	1 at New Hampshire (11.4.23)
---------	------------------------------

CONNOR WATKINS

Points	18 vs. Rhode Island (9.23.23)
Touchdowns	3 vs. Rhode Island (9.23.23)
Rush Attempts	13 vs. Elon (10.14.2023)
	13 at South Dakota State (12.9.2023)
	13 vs. Towson (9.14.24)
Rushing Yards	130 vs. Hampton (10.29.22)
Rushing Touchdowns	3 vs. Rhode Island (9.23.23)
Long Rush	75 vs. Hampton (10.29.22)
Pass Attempts	31 vs. Hampton (10.29.22)
	31 at UAlbany (9.30.23)
Pass Completions	18 vs. UAlbany (10.22.22)
	18 at Colgate (9.7.24)
Passing Yards	361 vs. Stony Brook (10.28.23)
Passing TDs	4 at Maine (10.1.22)
	4 vs. Stony Brook (10.28.23)
Long Pass	83 at Maine (10.1.22)
Total Offense - Plays	43 at UAlbany (9.30.23)
Total Offense	395 vs. Stony Brook (10.28.23)
All-Purpose Yards	130 vs. Hampton (10.29.22)
Punts	8 at Penn State (9.25.21)
Punting Yards	277 at Penn State (9.25.21)
Long Punt	50 at James Madison (10.9.21)

VILLANOVA FOOTBALL GAME NOTES

CAREER HIGHS

ISAS WAXTER

All-Purpose Yards	0 vs. Colgate (9.9.23)
	0 at Delaware (11.18.23)
Tackles	7 vs. Delaware (11.23.19)
Tackles For Loss	1.0, 4x
Sacks	1.0 at Lehigh (9.4.21)
Interceptions	1 vs. Colgate (9.9.23)
	1 at Delaware (11.18.23)
	1 vs. Youngstown State (12.2.23)
Long INT Return	0 vs. Colgate (9.9.23)
	0 at Delaware (11.18.23)
	0 vs. Youngstown State (12.2.23)
Pass Breakups	2 vs. Colgate (9.9.23)
Quarterback Hurries	1 at Lehigh (9.2.23)

JAYVONT WILLIAMS

Tackles	1 at South Dakota State (12.9.23)
---------	-----------------------------------

ISAIAH WRIGHT

Points	6 vs. Stony Brook (10.28.23)
Touchdowns	1 vs. Stony Brook (10.28.23)
Rush Attempts	6 at Colgate (9.7.24)
Rushing Yards	29 at Colgate (9.7.24)
Rushing Touchdowns	1 vs. Stony Brook (10.28.23)
Long Rush	11 vs. YSU (8.29.24)
Total Offense — Plays	6 at Colgate (9.7.24)
Total Offense — Yards	29 at Colgate (9.7.24)
All-Purpose Yards	29 at Colgate (9.7.24)

JON WYATT

Tackles	3 at Colgate (9.7.24)
Tackles For Loss	0.5 at Colgate (9.7.24)
Pass Breakups	1 at Lehigh (9.2.23)
	1 vs. Stony Brook (10.28.23)



2024-25 Villanova Football
Game Results
All games

Page 1/1
as of Sep 17, 2024

Team Results

	Date	Opponent		Score	Overall	Conf	Time	Attend
	08/29/2024	Youngstown St.	W	24-17	1-0	0-0	2:46	5421
	09/07/2024	at Colgate	W	28-3	2-0	0-0	3:03	2619
*	09/14/2024	Towson	W	14-13	3-0	1-0	3:16	4219



2024-25 Villanova Football
Overall Team Statistics
All games

Page 1/2
as of Sep 17, 2024

Team Statistics

	VU	OPP
Scoring	66	33
Points per game	22.0	11.0
Points Off Turnovers	3	0
First Downs	55	56
Rushing	32	19
Passing	20	32
Penalty	3	5
Rushing Yardage	613	416
Yards gained rushing	664	466
Yards lost rushing	51	50
Rushing attempts	100	97
Average per rush	6.1	4.3
Average per game	204.3	138.7
TDs Rushing	5	1
Passing Yardage	453	563
Comp-Att-Int	38-70-0	62-105-3
Average per pass	6.5	5.4
Average per catch	11.9	9.1
Average per game	151.0	187.7
TDs Passing	4	2
Total offense	1066	979
Total plays	170	202
Average per play	6.3	4.8
Average per game	355.3	326.3
Kick returns: #-Yards	8-174	8-150
Punt returns: #-Yards	2-19	2-18
Int returns: #-Yards	3-2	0-0
Kick return average	21.8	18.8
Punt return average	9.5	9.0
Int return average	0.7	0.0
Fumbles-Lost	2-2	2-1
Penalties-Yards	18-155	14-94
Average per game	51.7	31.3
Punts-Yards	16-650	13-600
Average per punt	40.6	46.2
Net punt average	38.3	44.7
Kickoffs-Yards	13-804	10-603
Average per kick	61.8	60.3
Net kick average	41.6	37.9
Time of possession / game	28:40	31:20
3rd-down conversion	12/31	12/41
3rd-down pct	39%	29%
4rd-down conversion	0/0	4/7



2024-25 Villanova Football
Overall Team Statistics
All games

Page 2/2
as of Sep 17, 2024

	VU	OPP
4rd-down pct	0%	57%
Sacks by-Yards	5-30	7-40
Misc Yards	0	0
Touchdowns scored	9	3
Field goals - attempts	1-2	4-8
On-Side kicks	0-0	0-0
Red-zone scores	(7-8) 88%	(4-8) 50%
Red-zone touchdowns	(7-8) 88%	(2-8) 25%
PAT-attempts	(9-9) 100%	(3-3) 100%
2-point conversion-attempts	(0-0) 0%	(0-0) 0%
Attendance	9640	2619
Games / Avg per game	2/4820	1/2619
Neutral site games	-	0/0

Score by Periods

Team	1st	2nd	3rd	4th	OT	TOT
Villanova	17	14	21	14	0	66
Opponents	7	6	10	10	0	33



2024-25 Villanova Football
Individual Statistics
All games

Page 1/2
as of Sep 17, 2024

Rushing

Player	gp	att	gain	loss	net	avg	td	lg	avg/g
Isaiah Ragland	3	36	267	3	264	7.3	2	65	88.0
Connor Watkins	3	29	230	40	190	6.6	3	45	63.3
David Avit	3	17	103	1	102	6.0	0	20	34.0
Isaiah Wright	3	9	42	0	42	4.7	0	11	14.0
Jaylan Sanchez	3	2	16	0	16	8.0	0	16	5.3
Ja'briel Mace	3	2	6	0	6	3.0	0	6	2.0
Team	3	5	0	7	-7	-1.4	0	0	-2.3
Total	3	100	664	51	613	6.1	5	65	204.3
Opponents	3	97	466	50	416	4.3	1	70	138.7

Passing

Player	gp	effic	comp-att-int	pct	yds	td	lg	avg/g
Connor Watkins	3	127.5	38-70-0	54.3	453	4	71	151.0
Total	3	127.5	38-70-0	54.3	453	4	71	151.0
Opponents	3	104.7	62-105-3	59.0	563	2	36	187.7

Receiving

Player	gp	no.	yds	avg	td	lg	avg/g
Devin Smith	3	9	122	13.6	2	71	40.7
Jaylan Sanchez	3	7	109	15.6	2	28	36.3
Daniel Lopes	3	5	72	14.4	0	23	24.0
Kenyon Miles	3	5	42	8.4	0	14	14.0
Luke Daly	3	4	36	9.0	0	12	12.0
Isaiah Ragland	3	4	15	3.8	0	11	5.0
Ja'briel Mace	3	4	57	14.3	0	35	19.0
Total	3	38	453	11.9	4	71	151.0
Opponents	3	62	563	9.1	2	36	187.7

Punt Returns

Player	no.	yds	avg	td	lg
Devin Smith	2	19	9.5	0	19
Total	2	19	9.5	0	19
Opponents	2	18	9.0	0	12

Interceptions

Player	no.	yds	avg	td	lg
Richie Kimmel	1	0	0.0	0	0
Christian Sapp	1	0	0.0	0	0
Zahmir Dawud	1	2	2.0	0	2
Total	3	2	0.7	0	2
Opponents	0	0	0.0	0	0

Kick Returns

Player	no.	yds	avg	td	lg
Christian Sapp	8	174	21.8	0	42
Total	8	174	21.8	0	42
Opponents	8	150	18.8	0	23

Fumble Returns

Player	no.	yds	avg	td	lg
Richie Kimmel	1	1	1.0	0	1
Total	1	1	1.0	0	1
Opponents	2	0	0.0	0	0



2024-25 Villanova Football
Individual Statistics
All games

Page 2/2
as of Sep 17, 2024

Scoring

Player			PAT						
	td	fg	kick	rush	rcv	pass	dxp	saf	pts
Connor Watkins	3	-	-	-	-	-	-	-	18
Ethan Gettman	-	1-2	9-9	-	-	-	-	-	12
Devin Smith	2	-	-	-	-	-	-	-	12
Jaylan Sanchez	2	-	-	-	-	-	-	-	12
Isaiah Ragland	2	-	-	-	-	-	-	-	12
Total	9	1-2	9-9	0	0	0	0	0	66
Opponents	3	4-8	3-3	0	0	0	0	0	33

Total Offense

Player	g	plays	rush	pass	total	avg/g
Connor Watkins	3	99	190	453	643	214.3
Isaiah Ragland	3	36	264	0	264	88.0
David Avit	3	17	102	0	102	34.0
Isaiah Wright	3	9	42	0	42	14.0
Jaylan Sanchez	3	2	16	0	16	5.3
Ja'briel Mace	3	2	6	0	6	2.0
Team	3	0	-7	0	-7	-2.3
Total	3	170	613	453	1066	355.3
Opponents	3	202	416	563	979	326.3

Field Goals

Player	fg	pct.	01-19	20-29	30-39	40-49	50-99	lg	blk
Ethan Gettman	1-2	50.0	0-0	0-0	0-1	1-1	0-0	42	0
Opponents	4-8	50.0	0-0	2-2	1-4	1-2	0-0	41	2

FG Sequence

Team Name	Villanova	Opponents
Youngstown St.	(42),32	(27)
Colgate		(39),34
Towson		(41),31,(23),48,37

Numbers in (parentheses) indicate field goal was made

Punting

Player	no.	yds	avg	lg	tb	fc	i20	50+	blk
Ethan Gettman	14	589	42.1	62	1	8	5	1	0
Connor Watkins	2	61	30.5	31	0	0	2	0	0
Total	16	650	40.6	62	1	8	7	1	0
Opponents	13	600	46.2	65	0	5	5	3	0

Kickoffs

Player	no.	yds	avg	tb	ob	retn	net	ydln
Ethan Gettman	13	804	61.8	1	0			
Total	13	804	61.8	1	0	8	41.6	23
Opponents	10	603	60.3	2	0	8	37.9	27

All Purpose

Player	g	rush	rcv	pr	kr	ir	total	avg/g
Isaiah Ragland	3	264	15	0	0	0	279	93.0
Connor Watkins	3	190	0	0	0	0	190	63.3
Christian Sapp	3	0	0	0	174	0	174	58.0
Devin Smith	3	0	122	19	0	0	141	47.0
Jaylan Sanchez	3	16	109	0	0	0	125	41.7
David Avit	3	102	0	0	0	0	102	34.0
Daniel Lopes	3	0	72	0	0	0	72	24.0
Ja'briel Mace	3	6	57	0	0	0	63	21.0
Isaiah Wright	3	42	0	0	0	0	42	14.0
Kenyon Miles	3	0	42	0	0	0	42	14.0
Luke Daly	3	0	36	0	0	0	36	12.0
Zahmir Dawud	3	0	0	0	0	2	2	0.7
Team	3	-7	0	0	0	0	-7	-2.3
Total	3	613	453	19	174	2	1261	420.3
Opponents	3	416	563	18	150	0	1147	382.3



2024-25 Villanova Football
Overall Defense Statistics
All games

Page 1/1
as of Sep 17, 2024

Team Defense

			Tackles				Sacks	Pass defense			Fumbles		blkd	
##	Player	gp	ua	a	tot	tfl/yds	no-yds	int-yds	brup	qbh	fr-yds	ff	kick	saf
28	Brendan Bell	3	16	17	33	2.5-10	.	.	1	2
31	Shane Hartzell	3	10	15	25	2
44	Richie Kimmel	3	4	18	22	0.5-4	0.5-4	1-0	.	2	1-1	.	.	.
4	Jalen Goodman	3	15	4	19	.	.	.	1
34	Ethan Potter	3	8	7	15	0.5-0	.	.	2	1
9	Ty Trinh	3	9	4	13	2-7	.	.	2	1
25	Christian Sapp	3	10	2	12	1-4	.	1-0
37	Zahmir Dawud	3	6	4	10	1.5-3	.	1-2	.	.	.	1	.	.
97	Chuck Smith	3	1	7	8	1-7	0.5-6	.	.	1
93	Capri Martin	3	2	5	7	1-5	1-5	.	.	2	.	1	.	.
98	Obinna Nwobodo	3	2	4	6	0.5-3	0.5-3	.	.	1	.	.	1	.
7	Tyrell Mims	2	5	1	6
91	Ayden Howard	3	2	4	6	1-1	1-1	.	1
33	Turner Inge	3	4	1	5
92	Nigel McSween	3	2	3	5	1.5-11	1.5-11
0	Isas Waxter	2	1	2	3	.	.	.	1
11	Jordan Nelson	3	.	3	3	1
1	Jon Wyatt	3	1	2	3	0.5-1
52	Chandon Pierre	1	.	2	2	0.5-1	.	.	.	1
53	Jason Hall	3	2	.	2
38	Newton Essiem	3	1	.	1
36	Damill Bostic	1	1	.	1
55	Mike Kennedy	3	.	1	1
8	Kaleb Moody	3	.	1	1
10	JR Strauss	3	1	.
	Totals	3	102	108	210	14-57	5-30	3-2	8	14	1-1	2	2	0
	Opponents	3	85	84	169	11-45	7-40	0-0	3	12	2-0	2	0	0



2024-25 Villanova Football
Team Game-by-Game
All games

Page 1/1
as of Sep 17, 2024

Date	Opponent	Rushing				Receiving				Passing				Kick Returns				Punt Returns				tot
		no.	yds	td	lg	no.	yds	td	lg	cmp	att	int	yds	td	lg	no.	yds	td	lg	no.	yds	td
08/29/2024	Youngstown St.	30	246	3	45	6	90	0	35	6-17-0 90 0 35				2	53	0	42	0	0	0	0	336
09/07/2024	at Colgate	32	132	2	23	18	247	2	71	18-28-0 247 2 71				2	57	0	36	0	0	0	0	379
09/14/2024	Towson	38	235	0	65	14	116	2	28	14-25-0 116 2 28				4	64	0	22	2	19	0	19	351
Villanova		100	613	5	65	38	453	4	71	38-70-0 453 4 71				8	174	0	42	2	19	0	19	1066
Opponents		97	416	1	70	62	563	2	36	62-105-3 563 2 36				8	150	0	23	2	18	0	12	979

Villanova Averages

Games	Avg/ rush	Avg/ catch	Pass effc	KR avg	PR avg	All purpose avg/game	Total offense avg/game
3	6.1	11.9	127.5	21.8	9.5	420.3	355.3

		Tackles				Sacks	Fumble		Pass Defense			blkd	PAT attempts				off		
Date	Opponent	ua	a	total	tfl-yds	no-yds	ff	fr-yds	int-yds	qbh	brup	kick	kick	rush	rcv	saf	t/o	pts	
08/29/2024	Youngstown St.	41	28	69	5.0-15	1-1	1	1-1	2-2	3	2	0	3-3	0	0	0	3	24	
09/07/2024	at Colgate	36	22	58	5.0-21	1-12	0	0-0	1-0	3	2	0	4-4	0	0	0	0	28	
09/14/2024	Towson	25	58	83	4.0-21	3-17	1	0-0	0-0	8	4	2	2-2	0	0	0	0	14	
Villanova		102	108	210	14.0-57	5-30	2	1-1	3-2	14	8	2	9-9	0	0	0	3	66	
Opponents		85	84	169	11.0-45	7-40	2	2-0	0-0	12	3	0	3-3	0	0	0	0	33	

		Punting										Field Goals			Kickoffs				
Date	Opponent	no.	yds	avg	long	blkd	tb	fc	50+	i20	md-att	long	blkd	no.	yds	avg	tb	ob	
08/29/2024	Youngstown St.	3	138	46.0	62	0	0	2	1	2	1-2	42	0	5	302	60.4	0	0	
09/07/2024	at Colgate	6	250	41.7	48	0	1	4	0	2	0-0	0	0	5	317	63.4	1	0	
09/14/2024	Towson	7	262	37.4	49	0	0	2	0	3	0-0	0	0	3	185	61.7	0	0	
Villanova		16	650	40.6	62	0	1	8	1	7	1-2	42	0	13	804	61.8	1	0	
Opponents		13	600	46.2	65	0	0	5	3	5	4-8	41	2	10	603	60.3	2	0	



2024-25 Villanova Football
Opponents Game-by-Game
All games

Page 1/1
as of Sep 17, 2024

		Rushing				Receiving				Passing				Kick Returns				Punt Returns				tot		
Date	Opponent	no.	yds	td	lg	no.	yds	td	lg	cmp	att	int	yds	td	lg	no.	yds	td	lg	no.	yds	td	lg	off
08/29/2024	Youngstown St.	40	169	1	17	18	152	1	18	18	25	2	152	1	18	5	101	0	23	0	0	0	0	321
09/07/2024	at Colgate	26	86	0	25	24	178	0	36	24	42	1	178	0	36	1	16	0	16	0	0	0	0	264
09/14/2024	Towson	31	161	0	70	20	233	1	35	20	38	0	233	1	35	2	33	0	18	2	18	0	12	394
Opponents		97	416	1	70	62	563	2	36	62	105	3	563	2	36	8	150	0	23	2	18	0	12	979
Villanova		100	613	5	65	38	453	4	71	38	70	0	453	4	71	8	174	0	42	2	19	0	19	1066

Opponents Averages

Games	Avg/ rush	Avg/ catch	Pass effic	KR avg	PR avg	All purpose avg/game	Total offense avg/game
3	4.3	9.1	104.7	18.8	9.0	382.3	326.3

		Tackles				Sacks	Fumble		Pass Defense			blkd	PAT attempts				off		
Date	Opponent	ua	a	total	tfl-yds	no-yds	ff	fr-yds	int-yds	qbh	brup	kick	kick	rush	rcv	saf	t/o	pts	
08/29/2024	Youngstown St.	27	10	37	2.0-13	2-13	0	0-0	0-0	3	1	0	2-2	0	0	0	0	17	
09/07/2024	at Colgate	27	32	59	4.0-22	2-19	0	0-0	0-0	3	2	0	0-0	0	0	0	0	3	
09/14/2024	Towson	31	42	73	5.0-10	3-8	2	2-0	0-0	6	0	0	1-1	0	0	0	0	13	
Opponents		85	84	169	11.0-45	7-40	2	2-0	0-0	12	3	0	3-3	0	0	0	0	33	
Villanova		102	108	210	14.0-57	5-30	2	1-1	3-2	14	8	2	9-9	0	0	0	3	66	

Date	Opponent	Punting										Field Goals			Kickoffs			
		no.	yds	avg	long	blkd	tb	fc	50+	i20	md-att	long	blkd	no.	yds	avg	tb	ob
08/29/2024	Youngstown St.	2	110	55.0	65	0	0	1	1	2	1-1	27	0	4	236	59.0	2	0
09/07/2024	at Colgate	6	279	46.5	60	0	0	3	1	1	1-2	39	0	2	128	64.0	0	0
09/14/2024	Towson	5	211	42.2	57	0	0	1	1	2	2-5	41	2	4	239	59.8	0	0
Opponents		13	600	46.2	65	0	0	5	3	5	4-8	41	2	10	603	60.3	2	0
Villanova		16	650	40.6	62	0	1	8	1	7	1-2	42	0	13	804	61.8	1	0



2024-25 Villanova Football
Team Game-by-Game Comparison
All games

Page 1/1
as of Sep 17, 2024

		First Downs				Rushing	Passing		Total Offense	Return	Turn-
Opponent	Score	Total	Rush	Pass	Pen	Number-Yards	Comp-Att.-Int	Yards	Plays-Yards	Yards	Overs
Youngstown St.	24-17	15 / 21	11 / 9	3 / 12	1 / 0	30-246 / 40-169	6-17-0 / 18-25-2	90 / 152	47-336 / 65-321	56 / 101	0 / 3
Colgate	28-3	20 / 18	9 / 5	10 / 10	1 / 3	32-132 / 26-86	18-28-0 / 24-42-1	247 / 178	60-379 / 68-264	57 / 16	0 / 1
Towson	14-13	20 / 17	12 / 5	7 / 10	1 / 2	38-235 / 31-161	14-25-0 / 20-38-0	116 / 233	63-351 / 69-394	83 / 51	2 / 0
Totals	66-33	55 / 56	32 / 19	20 / 32	3 / 5	100-613 / 97-416	38-70-0 / 62-105-3	453 / 563	170-1066 / 202-979	196 / 168	2 / 4

Opponents	3rd Down Conversion	4th Down Conversion	Time of Possession	TOP Margin	Avg Yds/Rush	Avg Yds/Pass	Avg Yds/Play	Punting Number-Avg	Penalties Number-Yards	Sacks
Youngstown St.	3-9 / 4-10	0-0 / 2-3	23:48 / 36:12	-12:24	8.2 / 4.2	5.3 / 6.1	7.1 / 4.9	3-46.0 / 2-55.0	4-30.0 / 4-30.0	1 / 2
Colgate	4-10 / 3-14	0-0 / 1-3	29:09 / 30:51	-01:42	4.1 / 3.3	8.8 / 4.2	6.3 / 3.9	6-41.7 / 6-46.5	7-60.0 / 2-14.0	1 / 2
Towson	5-12 / 5-17	0-0 / 1-1	33:03 / 26:57	06:06	6.2 / 5.2	4.6 / 6.1	5.6 / 5.7	7-37.4 / 5-42.2	7-65.0 / 8-50.0	3 / 3
Totals	12-31 / 12-41	0-0 / 4-7	86:00 / 94:00	-08:00	6.1 / 4.3	6.5 / 5.4	6.3 / 4.8	16-40.6 / 13-46.2	18-155.0 / 14-94.0	5 / 7

Note: Game totals are displayed in the format TEAM/OPPONENT for each category