

VILLANOVA FOOTBALL GAME NOTES

GAMEDAY

Date	August 29, 2024
Time	6:00 PM (<i>kickoff at 6:02pm</i>)
Stadium	Villanova Stadium
Capacity	12,000

LIVE COVERAGE

TV

FloFootball

John Fanta (Play By Play)
Steve Pinone (Analyst)

RADIO

Villanova Sports Radio Network

AM 1480, FM 102.5, FM 104.1 (Trenton)

Ryan Fannon (Play By Play)
Kevin Reilly (Analyst)

ALL-TIME SERIES

YOUNGSTOWN STATE LEADS 7-3

First Meeting	1975
First Villanova Win	1976 (34-14)
First Youngstown State Win	1975 (25-6)

Last Meeting	2023
Last Villanova Win	2023 (45-28)
Last Youngstown State Win	1999 (28-21)

Mark Ferrante vs. Youngstown State	1-0
Doug Phillips vs. Villanova	0-1

at Villanova	2-4
at Youngstown State	1-3
in the FCS playoffs	1-3

Current Streak	W1 (2023)
Longest Streak	L5 (1979-91-92-97-99)

THE MATCHUP



VILLANOVA

Nickname	Wildcats
Conference	CAA Football
Record	0-0 (0-0 CAA)
Stats Perform FCS Poll	#6
AFCA FCS Coaches Poll	#6
Head Coach	Mark Ferrante
Career Record	47-29
Villanova Record	47-29
Location	Villanova, Pa.
Founded	1842
Enrollment	6,584
Colors	Blue and White



YOUNGSTOWN STATE

Nickname	Penguins
Conference	Missouri Valley Football
Record	0-0 (0-0 MVFC)
Stats Perform FCS Poll	#25
AFCA FCS Coaches Poll	#23
Head Coach	Doug Phillips
Career Record	19-22
Youngstown State Record	19-22
Location	Youngstown, Ohio
Founded	1908
Enrollment	11,298
Colors	Red and White

VILLANOVA SCHEDULE

Date	Opponent	Location	Time/Result	Att.
8.29	(25/23) Youngstown State	Villanova, Pa.	6:00 PM	
9.7	@ Colgate	Hamilton, N.Y.	6:00 PM	
9.14	Towson (CAA)	Villanova, Pa.	3:30 PM	
9.21	@ Maryland	College Park, Md.	TBA	
9.28	LIU	Villanova, Pa.	6:00 PM	
10.5	@ Stony Brook (CAA)	Stony Brook, N.Y.	3:30 PM	
10.12	@ Maine (CAA)	Orono, Maine	1:00 PM	
10.26	New Hampshire (CAA)	Villanova, Pa.	3:30 PM	
11.2	@ Hampton (CAA)	Hampton, Va.	1:00 PM	
11.9	North Carolina A&T (CAA)	Villanova, Pa.	1:00 PM	
11.16	@ Monmouth (CAA)	West Long Branch, N.J.	12:00 PM	
11.23	Delaware (CAA)	Villanova, Pa.	1:00 PM	

TONIGHT'S GAME

■ Villanova has won seven straight season openers dating back to the 2017 season. The streak coincides with the beginning of the **Mark Ferrante** head coaching era and is tied for the third longest active streak among FCS teams.

■ This is the second straight home game in which Villanova is playing Youngstown State. The teams met at Villanova Stadium in last year's playoffs and the Wildcats advanced to the quarterfinal round with a 45-28 victory.

■ The last time Villanova played its home opener against the same opponent it had played in its final home game the year before was in 1968 and 1969 against West Chester.

■ Villanova is the defending CAA Football champion and was picked to repeat atop the league standings in a preseason poll of league head coaches. Starting quarterback **Connor Watkins** was named the league's Preseason Offensive Player of the Year, while he and five others earned Preseason All-CAA accolades.

■ In the Wildcats FCA era (since 1985), the team is 21-18 in season openers. Only two of the 18 losses have come to FCS foes as the team frequently has began the season by playing an FBS opponent.

■ Thursday night's game marks the first time since 2003 that Villanova is opening the season with a weeknight home game against a foe from out of state.

■ **Next Up:** at Colgate (Sept. 7, 6:00 PM)

VILLANOVA FOOTBALL GAME NOTES

QUICK FACTS

Villanova University	
Location	Villanova, Pa.
Founded	1842
Enrollment	6,584
President	Rev. Peter M. Donohue, O.S.A.
Athletic Director	Mark Jackson
Colors	Blue and White
Nickname	Wildcats

Athletics History

Team National Championships	21
Individual National Champions	120
Team Conference Championships	129

Villanova Football

Affiliation	FCS
Conference	CAA Football
First Year	1894
All-Time Record	659-502-41 (.565)
Bowl Games	5
FCS Playoff Appearances	15
Last Playoff Appearance	2023
National Championships	1

Head Coach

Head Coach	Mark Ferrante
Years at Villanova	35
Years as Head Coach	Sixth Season
Career Record	47-29 (.618)

Stadium

Stadium	Villanova Stadium
Capacity	12,000
Surface	Astroplay (artificial grass)
Press Box Phone	610-519-5290
All-Time Record	263-112-5 (.699)

Award Winners

Walter Payton Awards	3
Jerry Rice Awards	1
First Team All-Americans	31
Major Confence Awards	21
All-Conference Honorees	342
Academic All-Americans	14
CAA Football Scholar-Athletes of the Year	4
Academic All-Conference Honorees	837

2023 Team Information

Offensive Formation	Multiple
Defensive Formation	Multiple
Letterwinners Returning	67
Letterwinners Lost	22
Offensive Starters Returning/Lost	8/3
Defensive Starters Returning/Lost	8/3
Specialists Returning/Lost	3/3
2022 Overall Record	6-5
2022 Conference Record	4-4

VILLANOVA NOTEBOOK

KICKING IT OFF

- Villanova opens its 127th season of varsity football with Thursday night's game against Youngstown State. It is only the second time in the last 20 years that the Wildcats will open with a home game, as well as the first time since 2003 that Villanova plays a home season opener against an out-of-state opponent. Dating back to 1985 when the Wildcats became an FCS program, the team is 21-18 in season openers. Just two of the 18 losses have come to other FCS opponents, as Villanova has frequently opened its season by stepping up in level versus an FBS foe.

STARTING OFF STRONG

- Villanova has won each of its last seven season openers, a winning streak that happens to coincide with the beginning of the **Mark Ferrante** head coaching era. The streak of seven straight season-opening wins is tied for the third-longest among FCS teams and is the longest in CAA Football entering the 2024 campaign.

LONGEST CURRENT WIN STREAKS IN SEASON OPENERS (FCS FOOTBALL)

9	Montana
8	North Dakota State
7	Villanova
7	Princeton

LAST YEAR, RIGHT HERE

- Thursday night's season opener will be Youngstown State's second straight game at Villanova Stadium after the Wildcats and Penguins faced each other in a second round playoff game last season. Villanova won that game, 45-28, on December 2, 2023 and advanced to the quarterfinals by posting its first victory over Youngstown State since 1978. The last time the Penguins played a regular season game at Villanova Stadium was in 1999.

THAT HASN'T HAPPENED IN A WHILE

- The last time Villanova played its home opener against the same opponent as it hosted in the final home game of the previous season was in 1968 and 1969 against West Chester. The Wildcats tallied a 63-3 win over their local foes in the final home game of the 1968 campaign and defeated the Golden Rams, 41-14, in the 1969 home opener.

TOP 25 MATCHUP

- Villanova is ranked No. 6 and Youngstown State comes in at No. 25 in the Stats Perform FCS Preseason Top 25 Poll. The matchup of the two teams is the only FCS Top 25 battle during the first week of the regular season. During the Mark Ferrante head coaching era the Wildcats are 13-12 against FCS ranked opponents, including a 6-3 mark in home games versus ranked foes. Thursday night's game will be the first time since Ferrante's head coaching debut in 2017 that Villanova begins the season in a matchup of FCS Top 25 teams. In the 2017 opener, the No. 10 Wildcats defeated No. 17 Lehigh in a 38-35 thriller.

VILLANOVA FOOTBALL GAME NOTES

VILLANOVA NOTEBOOK

LOOKING BACK TO LAST YEAR

- Villanova faced Youngstown State in last year's playoffs for the first time since a 1999 regular season game and for the fourth time since 1991 in a playoff setting. For the first time in the four playoff meetings the Wildcats came out on top with a 45-28 victory to advance to the quarterfinal round. Villanova had not beaten Youngstown State since 1978, prior to the Wildcats becoming an FCS program.
- The difference in the game came down to 21 unanswered points scored by Villanova in a stretch of nearly 16 minutes that spanned most of the second quarter and the early part of the third period. After the Penguins went ahead 10-7 in the opening minute of the second quarter, Villanova answered at the 11:36 mark of the period to take the lead for good at 14-10.
- Wildcats quarterback **Connor Watkins** led the way with 331 yards of total offense and three total touchdowns. He was 12-of-21 through the air for 275 yards, including half of his completions going for 20 yards or longer. Watkins also rushed nine times for 56 yards and two touchdowns. He threw a 64-yard touchdown pass to wide receiver **Jaylan Sanchez** (2 catches, 91 yards), while running back **Jalen Jackson** ran for 81 yards and two scores.
- Linebacker **Shane Hartzell** paced a strong defensive effort by the Wildcats last week with a season-high 14 tackles, including seven solo stops and seven assisted tackles. Hartzell and linebacker **Brendan Bell** each registered a career-high three quarterback hurries. Cornerback **Isas Waxter** recorded an interception for the second straight game and **Christian Sapp** also notched his second pick of the season. The team defensive effort included six tackles for loss, three sacks, three pass breakups and six quarterback hurries.

CAA FAVORITES

- Villanova is the defending CAA Football co-champion and earned last season's automatic bid to the FCS playoffs. In a preseason poll of league head coaches, the Wildcats are considered the favorite to finish atop the league standings once again in 2024. Villanova received nine first-place votes and a total of 217 points in the preseason poll to finish ahead of Richmond (one first-place vote, 189 points) and UAlbany (three first-place votes, 179 points).

CAA PRESEASON HONORS

- Starting quarterback **Connor Watkins** was named the CAA Football Preseason Offensive Player of the Year and was one of a league-high six Wildcats who were selected to the CAA Football Preseason All-Conference Team. The other preseason league honorees are offensive lineman **Temí Ajírotutu**, linebackers **Brendan Bell** and **Shane Hartzell**, cornerback **Isas Waxter** and safety **Ty Trinh**. Wide receiver Jaylan Sanchez was an honorable mention preseason pick.

PRESEASON NATIONAL HONORS

- Villanova quarterback **Connor Watkins** and cornerback **Isas Waxter** were named to the preseason watch lists for the Walter Payton Award and the Buck Buchanan Award which are presented to the top FCS offensive and defensive player each year. Waxter was also named to the Senior Bowl Watch List, while he and linebacker **Shane Hartzell** earned preseason All-America honors from both Stats Perform and Phil Steele.

VILLANOVA UNIVERSITY

ABOUT THE SCHOOL

Since 1842, Villanova University's Augustinian Catholic intellectual tradition has been the cornerstone of an academic community in which students learn to think critically, act compassionately and succeed while serving others. There are more than 10,000 undergraduate, graduate and law students in the University's six colleges—the College of Liberal Arts and Sciences, the Villanova School of Business, the College of Engineering, the M. Louise Fitzpatrick College of Nursing, the College of Professional Studies and the Villanova University Charles Widger School of Law. Ranked among the nation's top universities, Villanova supports its students' intellectual growth and prepares them to become ethical leaders who create positive change everywhere life takes them.

VILLANOVA ATHLETICS

Villanova University has a long and storied athletics history defined by excellence both in competition and in the classroom. The Villanova Athletics Department is a community of student-athletes, coaches and staff whose primary focus is to achieve academic excellence, while striving to produce teams and individuals committed to athletic competition and outstanding performance. Villanova Athletics sponsors 24 varsity sports, which together include more than 500 student-athletes. In the classroom, these Villanova student-athletes have registered a grade-point average higher than a 3.0 for 42 consecutive semesters. Three Villanova student-athletes have been named Rhodes Scholars, with numerous others earning Academic All-America distinction. Villanova's athletics history includes 21 NCAA team national championships, as well as more than 100 conference championships. In addition, at least one Villanovan has participated in every Summer Olympics since 1948. Villanova is a member of the BIG EAST Conference, CAA Football, Coastal Athletic Association (Rowing) and Metro Atlantic Athletic Conference (Water Polo).

ACADEMICS

The GPA for more than 500 student-athletes during the Spring 2024 semester was 3.489, making it 13 straight semesters that student-athletes have had a GPA of 3.3 or higher. Success in the classroom has been across-the-board for Villanova Athletics, with every one of the 24 varsity sports programs posting a team GPA over a 3.0 in each of the last five semesters.

The most recent NCAA data to be released was the Academic Progress Rate (APR) update in June 2024 in which Villanova Athletics had 13 teams achieve a perfect 1000 score. Only seven Division I schools nationwide and four outside of the Ivy League had as many as 13 teams with a perfect 1000 score. Villanova's overall multi-year score rose one point to 997. The football team's score of 982 led all CAA schools.

VILLANOVA FOOTBALL GAME NOTES

TALE OF THE TAPE

VU	CATEGORY (2023)	YSU
31.9	Scoring Offense	32.0
18.8	Scoring Defense	25.4
253	First Downs	271
206	First Downs Allowed	229
214.5	Rushing Yards/Game	164.4
120.5	Rushing Defense/Game	102.2
210.4	Passing Yards/Game	245.8
179.8	Passing Defense/Game	240.5
424.9	Total Offense/Game	410.2
300.3	Total Defense/Game	342.8
19.0	Kick Return Average	16.5
3.7	Punt Return Average	6.4
13-217-1	Interception Returns	8-53-0
70-578	Penalties-Yards	82-690
31:42	Time of Possession	35:06
44%	3rd Down Offense	42%
32%	3rd Down Defense	29%
47%	4th Down Offense	65%
48%	4th Down Defense	56%
76% (38-50)	Red Zone Offense	85% (53-62)
79% (27-34)	Red Zone Defense	87% (27-31)
20-9	Fumbles-Lost	14-4
-2	Turnover Margin	+3
77% (10-13)	Field Goals	82% (18-22)
96% (53-55)	PATs	96% (48-50)
26-175	Team Sacks	35-278
25-168	Sacks Allowed	18-114

VILLANOVA LEADERS (bold = returning)

PASSING

Connor Watkins 2,682 (152-269-10, 20 TD)

RUSHING

Jalen Jackson 132-981 (9 TD)

DeeWil Barlee 114-679 (6 TD)

RECEIVING

Rayjuon Pringle 40-985 (8 TD)

Jaylan Sanchez 28-716 (6 TD)

TACKLES

Shane Hartzell 91 (6.0 TFL)

Brendan Bell 89 (11.5 TFL)

YOUNGSTOWN STATE LEADERS

PASSING

Mitch Davidson 3,088 (256-368-6, 24 TD)

RUSHING

Tyshon King 187-1011 (9 TD)

Dra Rushton 163-664 (9 TD)

RECEIVING

Bryce Oliver 64-978 (8 TD)

Max Tomczak 56-669 (1 TD)

TACKLES

Alex Howard 77 (9.5 TFL)

Greg Benton Jr. 67 (8.5 TFL)

VILLANOVA NOTEBOOK

ENTERING WITH EXPERIENCE

■ Villanova begins the 2024 season with a veteran roster that has combined for 976 career games played in college football. After going 10-3 last season, including 7-1 in conference play, and reaching the quarterfinal round of the FCS playoffs, the Wildcats return a total of 11 starters on this year's roster. On the offensive side of the ball, starting quarterback **Connor Watkins** is back along with wide receiver **Jaylan Sanchez**, tight end **Antonio Johnson** and a trio of offensive linemen in **Temi Ajitutu**, **Stephane Voltaire** and **Jake Picard**. On the defensive side, the returning starters include linebackers **Brendan Bell** and **Shane Hartzell** along with cornerback **Isas Waxter** and safeties **Jalen Goodman** and **Ty Trinh**.

NON-CONFERENCE SUCCESS

■ Villanova has gone 19-4 (.826) against non-conference FCS opponents since 2016, including a perfect 16-0 regular season record. The trend continued last year with wins over Lehigh (38-10) and Colgate (42-19) to begin the season. The Wildcats have not lost a regular season game to a non-CAA Football team since a 24-13 loss to Penn on September 24, 2015.

SCORING FIRST

■ One of the keys to Villanova's success last season was its ability to get off to fast starts. The Wildcats scored first in 11 of their 13 games in 2023 and nine times put points on the board within the first eight minutes of the game. During **Mark Ferrante's** head coaching tenure, Villanova is 41-10 when it scores first. The Wildcats have grabbed the lead by the end of the first quarter in 46 of Ferrante's 76 career games as a head coach.

FIVE YEARS OF SUCCESS

■ Villanova has the most wins and the highest winning percentage of any current CAA Football school dating back to the start of the 2019 season. In the five-year stretch, the Wildcats have a record of 37-17 (.685) and have gone 25-11 (.694) versus league foes.

HIGHEST WIN% BY CURRENT CAA FOOTBALL TEAMS (2019-23)

Villanova (37-17, .685)
 Richmond (32-21, .604)
 Delaware (34-23, .596)
 Monmouth (30-21, .588)
 William & Mary (29-21, .580)

REGULAR SEASON SUCCESS

■ Villanova compiled a 9-2 regular season record last year for the second time in the past three seasons. Prior to 2021 the Wildcats had not had a two-loss regular season since posting a 10-2 mark during in 2014. Last year marked the eighth season overall with no more than two regular season losses since Villanova joined a conference in 1988.

BIG PLAY POTENTIAL

■ In 24 career starts under center, **Connor Watkins** has recorded 33 completions for 40 yards or longer. During his career, Watkins has thrown...

- ◆ Six career passes for 75+ yards (*no previous Villanova QB had more than four*)
- ◆ 13 career completions for 40-49 yards
- ◆ 6 career completions for 50-59 yards
- ◆ 8 career completions for 60-69 yards
- ◆ 4 career completions for 70-79 yards
- ◆ 2 career completions for 80-89 yards

VILLANOVA FOOTBALL GAME NOTES

VILLANOVA NOTEBOOK

OVERTIME HISTORY (since 1985)

Year	Opponent	Result	Score
1988	at Boston University	Win	31-24
1989	Connecticut	Win 6OT	41-35
1994	Delaware	Loss	31-38
1995	James Madison	Loss	27-28
1998	Delaware	Win	34-31
1999	at Connecticut	Win 3OT	48-45
1999	Delaware	Win	51-45
2000	William & Mary	Loss	41-48
2001	James Madison	Win	45-44
2003	at Temple	Win 2OT	23-20
2007	Maine	Win	24-17
2007	at Massachusetts	Loss 4OT	24-32
2008	at Penn	Win	20-14
2010	at Delaware	Win	28-21
2014	at Syracuse	Loss 2OT	26-27
2017	at Albany	Loss	10-19
2019	at Towson	Win	52-45
2020	Rhode Island	Loss	37-40

CAA FOOTBALL

Standings (Top 25)	CAA	Overall
Villanova	0-0	0-0
UAlbany	0-0	0-0
Bryant	0-0	0-0
Campbell	0-0	0-0
Delaware	0-0	0-0
Elon	0-0	0-0
Hampton	0-0	0-0
Maine	0-0	0-0
Monmouth	0-0	0-0
New Hampshire	0-0	0-0
North Carolina A&T	0-0	0-0
Rhode Island	0-0	0-0
Richmond	0-0	0-0
Stony Brook	0-0	0-0
Towson	0-0	0-0
William & Mary	0-0	0-0
TOTAL		0-0

WEEK 1 SCHEDULE

Thursday, August 29

Youngstown State at Villanova	6:00 PM
New Hampshire at UCF	7:00 PM
VMI at William & Mary	7:00 PM
Bryant at Delaware	7:00 PM
North Carolina A&T at Wake Forest	7:00 PM
Monmouth at Eastern Washington	9:00 PM

Friday, August 30

Colgate at Maine	7:00 PM
Elon at Duke	7:30 PM

Saturday, August 31

Towson at Cincinnati	2:30 PM
Stony Brook at Marshall	5:00 PM
Campbell at Liberty	6:00 PM
Richmond at Virginia	6:00 PM
Morgan State at Hampton	6:00 PM
Holy Cross at Rhode Island	7:00 PM
LIU at UAlbany	7:00 PM

VILLANOVA FOOTBALL GAME NOTES

NATIONAL RANKINGS

STATS PERFORM FCS TOP 25

Rk	Team (1st)	Rec.	Pts.
1	South Dakota State (52)	0-0	1,396
2	North Dakota State (3)	0-0	1,327
3	Montana	0-0	1,285
4	Montana State (1)	1-0	1,199
5	South Dakota	0-0	1,155
6	Villanova	0-0	1,151
7	Idaho	0-0	1,021
8	Sacramento State	0-0	874
9	Chattanooga	0-0	868
10	Southern Illinois	0-0	832
11	Central Arkansas	0-0	724
12	Furman	0-0	678
13	Richmond	0-0	625
14	UIW	0-0	605
15	William & Mary	0-0	546
16	UAlbany	0-0	527
17	Lafayette	0-0	359
18	UC Davis	0-0	351
19	Illinois State	0-0	350
20	Western Carolina	0-0	318
21	Tarleton State	1-0	302
22	Weber State	0-0	268
23	Nicholls	0-0	201
24	North Dakota	0-0	197
25	Youngstown State	0-0	177

Receiving Votes: Elon 174, UT Martin 169, Eastern Illinois 139, Mercer 98, Florida A&M 65, North Carolina Central 52, Austin Peay 51, Alabama State 17, Holy Cross 17, Eastern Washington 14, Duquesne 8, Drake 8, Samford 6, Harvard 6, Northern Iowa 4

AFCA FCS COACHES POLL

Rk	Team (1st)	Rec.	Pts.
1	South Dakota State (25)	0-0	649
2	North Dakota State	0-0	614
3	Montana	0-0	576
4	Montana State	1-0	518
5	South Dakota	0-0	512
6	Villanova	0-0	502
7	Idaho	0-0	473
8	Chattanooga	0-0	403
9	Furman	0-0	392
10	Sacramento State	0-0	382
11	Southern Illinois	0-0	370
12	Richmond	0-0	353
13	Central Arkansas	0-0	339
14	UAlbany	0-0	275
15	UIW	0-0	259
16	William & Mary	0-0	196
17	UC Davis	0-0	164
18	Lafayette	0-0	157
19	Western Carolina	0-0	144
20	Illinois State	0-0	143
21	Tarleton State	1-0	137
22	North Dakota	0-0	131
23	Youngstown State	0-0	97
24	Nicholls	0-0	91
25	Florida A&M (1)	0-0	71

Receiving Votes: Weber State 66, North Carolina Central 53, Eastern Illinois 50, UT Martin 38, Austin Peay 35, Northern Iowa 33, Harvard 32, Yale 31, Mercer 27, Holy Cross 20, Howard 20, Alabama State 17, Northern Arizona 17, **Elon 16**, Alcorn State 9, Duquesne 7, **North Carolina A&T 6**, Fordham 5, Gardner-Webb 4, Indiana State 3, Missouri State 3, Butler 2, Eastern Kentucky 2, Southeast Missouri State 2, Eastern Washington 1, Murray State 1, Samford 1, Utah Tech 1

VILLANOVA NOTEBOOK

CAA FOOTBALL ALL-TIME LEAGUE RECORDS

Team	Record	Pct.	Titles (Shared-Outright)	Last Title
Villanova	172-114	.601	8 (7-1)	2023
Delaware	181-120	.601	10 (8-2)	2020
New Hampshire	259-210-10	.551	14 (5-9)	2022
William & Mary	131-113	.537	5 (4-1)	2022
Campbell	4-4	.500	0 (0-0)	—
Richmond	150-151	.498	9 (8-1)	2023
Elon	35-40	.467	0 (0-0)	—
Maine	221-255-7	.465	13 (8-5)	2018
Towson	62-89	.411	2 (1-1)	2012
Stony Brook	34-50	.405	0 (0-0)	—
Monmouth	6-10	.375	0 (0-0)	—
UAlbany	29-55	.345	1 (1-0)	2023
Rhode Island	156-324-7	.328	7 (5-2)	1985
Hampton	4-12	.250	0 (0-0)	—
North Carolina A&T	0-8	.000	0 (0-0)	—

There are nine former members of the conference who are not listed here.

VILLANOVA FOOTBALL GAME NOTES

VILLANOVA NOTEBOOK

VILLANOVA VERSUS FCS RANKED OPPONENTS			
Villanova...	All-Time (since 1985)	Mark Ferrante Era	2023 Season
vs. Top 25	70-81 (.464)	13-12	1-0
vs. No. 1 Team	3-7 (.300)	0-2	0-0
vs. 1-5	18-14 (.563)	2-3	0-0
vs. 1-10	28-35 (.444)	3-7	0-0
vs. 11-15	14-15 (.483)	2-0	0-0
vs. 16-20	14-15 (.483)	4-1	1-0
vs. 21-25	14-16 (.467)	3-3	0-0
VU Ranked	55-51 (.519)	8-8	1-0
VU Unranked	15-30 (.333)	2-3	0-0
Home	43-29 (.597)	6-3	1-0
Away	26-52 (.333)	6-8	0-0
Conference	50-70 (.417)	7-9	1-0
Non-Conference	19-11 (.633)	4-2	0-0

CAREER ACCOLADES

TEMI AJIROTUTU

- CAA Third Team Offense 2023

BRENDAN BELL

- CAA Second Team Defense 2023
- CAA Defensive Player of the Week 2023 — 9.25
- CAA Defensive Player of the Week 2023 — 11.6

SHANE HARTZELL

- CAA Honorable Mention 2023
- CAA Rookie of the Week 2022 — 11.21

ISAIAH RAGLAND

- CAA Rookie of the Week 2023 — 10.16

TY TRINH

- CAA Second Team Defense 2023

CONNOR WATKINS

- CAA Third Team Offense 2023
- CAA Offensive Player of the Week 2023 — 10.30

ISAS WAXTER

- CAA Football Second Team Defense 2023

HEAD COACH MARK FERRANTE

- Eddie Robinson Award Finalist 2023
- AFCA FCS Region 1 Coach of the Year 2021
- CAA Football Coach of the Year 2021
- AFCA FCS Assistant Coach of the Year 2015

VILLANOVA RECORD BOOK

CAREER PASSING YARDS

1. Chris Boden	10,166	(868-1412)	1996-99
2. Brett Gordon	9,639	(833-1246)	1999-02
3. Kirk Schulz	9,496	(793-1,331)	1985-89
4. John Robertson	7,290	(561-875)	2011-15
5. Zach Bednarczyk	6,525	(528-850)	2015-18
6. Daniel Smith	6,518	(476-843)	2019-21
7. Chris Whitney	6,241	(541-833)	2007-10
8. Tom Colombo	5,825	(489-827)	1989-92
9. Connor Watkins	4,938	(295-521)	2019—

CAREER TOTAL OFFENSE

1. John Robertson	10,933	2011-15
2. Chris Boden	9,993	1996-99
3. Brett Gordon	9,317	1999-02
4. Kirk Schulz	9,086	1985-89
5. Chris Whitney	8,401	2007-10
6. Zach Bednarczyk	7,750	2015-18
7. Daniel Smith	7,386	2019-21
8. Connor Watkins	5,764	2019—

VILLANOVA FOOTBALL GAME NOTES

VILLANOVA'S RECORD...

	2024	Ferrante
Overall	0-0	47-29
CAA Football	0-0	30-22
Non-Conference	0-0	17-7
Home	0-0	24-12
Road	0-0	23-17
Neutral	0-0	0-0
Current Streak		L1
Home Streak		W9
Road Streak		L1

Day Games	0-0	36-25
Night Games	0-0	11-4
March	0-0	1-1
April	0-0	1-1
August	0-0	1-0
September	0-0	18-9
October	0-0	11-9
November	0-0	13-7
December	0-0	2-2
Ranked Teams	0-0	13-12
Unranked Teams	0-0	34-17
Overtime	0-0	1-2

After 1st Quarter

Leading	0-0	39-7
Trailing	0-0	3-14
Tied	0-0	5-8

Halftime

Leading	0-0	42-5
Trailing	0-0	5-22
Tied	0-0	0-2

After 3rd Quarter

Leading	0-0	41-4
Trailing	0-0	5-22
Tied	0-0	1-3

Scoring

Scoring First	0-0	41-10
Opp. Scores First	0-0	6-19
Scoring 0-9	0-0	0-6
Scoring 10-19	0-0	3-13
Scoring 20-29	0-0	8-5
Scoring 30-39	0-0	19-3
Scoring 40+	0-0	17-2
Allowing 0-9	0-0	14-0
Allowing 10-19	0-0	18-4
Allowing 20-29	0-0	11-9
Allowing 30-39	0-0	3-9
Allowing 40+	0-0	1-7

Game Decided By

0-9 Points	0-0	13-12
10-19 Points	0-0	7-7
20+ Points	0-0	27-10

Statistics

Outgain opp.	0-0	41-6
Outgained by opp.	0-0	6-23
VU 100-yard rusher	0-0	22-4
VU 100-yard receiver	0-0	21-10
VU 300-yard passer	0-0	5-4
Opp. 100-yard rusher	0-0	3-14
Opp. 100-yard receiver	0-0	10-11
Opp. 300-yard passer	0-0	6-7

Turnovers

No turnovers	0-0	14-3
1-2 turnovers	0-0	28-19
3+ turnovers	0-0	5-7
No takeaways	0-0	4-9
1-2 takeaways	0-0	28-18
3+ takeaways	0-0	15-2
Win turnover margin	0-0	27-5
Lose turnover margin	0-0	7-15
Turnovers tied	0-0	13-6

STATISTICAL RANKINGS

Team Stats	CAA	FCS	Stat
------------	-----	-----	------

Offense

Passing Efficiency			
Rushing Offense			
Total Offense			
Scoring Offense			
First Downs			
3rd Down Pct.			
Sacks Allowed			
Passing Offense			
4th Down Pct.			
Red Zone Offense			

Defense

Total Defense			
Passing Def. Efficiency ...			
Opp. 3rd Down Pct.			
Scoring Defense			
First Downs Allowed			
Passing Defense			
Rushing Defense			
Opp. 4th Down Pct.			
Red Zone Defense			
Team Sacks			

Special Teams

PAT Percentage			
Field Goal Pct.			
Kickoff Returns			
Net Punting			
Punt Return Defense			
Punt Returns			
Kickoff Ret. Def.			

Miscellaneous

Penalty Yards/Game			
Time of Possession			
Turnover Margin			

Player Stats*	CAA	FCS	Stat
---------------	-----	-----	------

n/a Team stat not kept in FCS national stats

** Players who rank in the top three in the CAA*

WILDCATS IN THE NFL

CURRENT NFL ROSTERS

Christian Benford, Bills

Jalen Jackson, Jaguars

Tanoh Kpassagnon, Saints

ALL-TIME NFL DRAFT PICKS

Year.....Name.....RdTeam

1936.....	Eddie Michaels	2	Bears
1938.....	John Mellus	7.....	Giants
1940.....	Andy Chisick	7.....	Cardinals
1943.....	George Smith	21	Cardinals
1943.....	Steve Pritko	28	Rams
1944.....	Val Jansante.....	10	Steelers
1944.....	Al Postus.....	20.....	Eagles
1947.....	Bob David	25	Rams
1949.....	Lou Ferry	3	Packers
1949.....	Ed Berrang.....	5.....	Redskins
1950.....	Ralph Pasquariello	1	Rams
1950.....	John Sandusky	2	Browns
1950.....	Steve Roomanik	3	Bears
1950.....	Dan Brown	11	Redskins
1951.....	Pete D'Alonzo	4	Lions
1953.....	Gene Filipski	7	Browns
1956.....	Don McComb.....	21.....	Giants
1957.....	Joe Ryan	25	Bears
1962.....	Frank Budd.....	7.....	Eagles
1962.....	Sam Gruneisen	Chargers
1963.....	Larry Glueck	3	Bears
1963.....	Billy Joe	Broncos
1965.....	Mike Strofolino	4	Rams
1965.....	Al Atkinson	Bills
1969.....	Rich Moore	1	Packers
1969.....	John Sodaski.....	9	Steelers
1970.....	Billy Walik	11.....	Eagles
1972.....	Mike Siani	1.....	Raiders
1972.....	John Babinecz.....	2	Cowboys
1972.....	Ernie Messmer	13	Steelers
1973.....	Kevin Reilly	7	Dolphins
1974.....	Joe Miller.....	11	Redskins
1974.....	John Givens	14.....	Falcons
1975.....	John Zimba	5	Browns
1976.....	Gary Shugrue.....	11	Lions
1976.....	Steve Ebbecke.....	13.....	Eagles
1977.....	John Mastronardo	10.....	Eagles
1981.....	Howie Long.....	2.....	Raiders
1981.....	David Martin.....	9	Lions
2002.....	Brian Westbrook	3.....	Eagles
2008.....	Matt Sherry	6	Bengals
2011.....	Ben Ijalana	2.....	Colts
2017.....	Tanoh Kpassagnon.....	2.....	Chiefs
2017.....	Brad Seaton	2	Titans
2022.....	Christian Benford	6	Bills

VILLANOVA FOOTBALL GAME NOTES

COMPLETE STUDENT-ATHLETES

ACADEMIC HIGHLIGHTS

NCAA ACADEMIC DATA

■ Each year the NCAA recognizes programs that have a multi-year Academic Progress Rate (APR) score that ranks within the top 10 percent of their sport nationwide. Villanova has earned this award nine times in the 18-year history of the APR program.

■ In the most recent APR data released in June 2024 the football program's multi-year APR score of 982 was 25 points above the national average for FCS programs.

■ New data on the NCAA Graduation Success Rate (GSR) was released in December 2023 and Villanova led all CAA Football schools while matching a program record at 96 percent.

ACADEMIC ALL-AMERICANS

■ One of the highest honors that a student-athlete can achieve is to be named an Academic All-American, an award which encompasses both academic achievement as well as contributions on the field. Villanova has had 12 football student-athletes earn a total of 14 Academic All-America honors over the years.

CAA TEAM ACADEMIC EXCELLENCE

■ Villanova has been the winner of the CAA Football Team Academic Excellence Award four times in the last eight years. The award is presented at the end of each academic year to the conference school with the highest team GPA.

CAA SCHOLAR-ATHLETE OF THE YEAR

■ Villanova has had five student-athletes be named the CAA Football Scholar-Athlete of the Year. Nominees for the award must have attained senior standing academically and have a cumulative GPA of 3.0 or higher.

CAA ACADEMIC HONOR ROLL

■ Student-athletes with a semester GPA of 3.0 or higher are named to the CAA Commissioner's Academic Honor Roll. Villanova had 62 honorees for the Fall 2022 semester and 63 student-athletes achieve this distinction for the Spring 2023 term.

ACADEMIC ALL-AREA TEAMS

■ In conjunction with the *Philadelphia Inquirer*, the sports information directors at the colleges and universities in the Philadelphia area (PhillySIDA) name an Academic All-Area team and a football Performer of the Year each season. In the 17 years of the Academic All-Area program, which started with the 2005-06 academic year, the football team has had a total of 60 selections to the Academic All-Area Team. In addition, the Wildcats have had five Performers of the Year.

NCAA PUBLIC RECOGNITION AWARD

- 2004-05
- 2005-06
- 2006-07
- 2007-08
- 2008-09
- 2014-15
- 2015-16
- 2016-17
- 2017-18

ACADEMIC ALL-AMERICANS

- David Graziano 1975, 1976
- Ron Sency 1987
- Rich Spugnardi 1987
- Bob Brady 1988
- Peter Lombardi 1988
- Scott Rushton 1988
- Kevin Martchek 1990
- Tim Matas 1992
- Gregg Ziegler 1994
- Deon Jackson 1996
- Raymond Ventrone 2003
- Don Cherry 2014, 2015

CAA ACADEMIC EXCELLENCE AWARD

- Villanova 2016-17
- Villanova 2017-18
- Villanova 2022-23
- Villanova 2023-24

CAA SCHOLAR-ATHLETE OF THE YEAR

- Matt Sherry 2007-08
- Osayi Osunde 2009-10
- Don Cherry 2014-15
- Jake Prus 2015-16
- Colin Gamroth 2021-22

ACADEMIC HONOR ROLL SELECTIONS*

- 1988-89 5
- 1989-90 9
- 1990-91 6
- 1992-93 4
- 1993-94 8
- 1994-95 14
- 1995-96 7
- 1996-97 6
- 1997-98 1
- 1998-99 7
- 1999-00 4
- 2000-01 5
- 2001-02 5
- 2002-03 13
- 2003-04 10
- 2004-05 9
- 2005-06 10
- 2006-07 9
- 2007-08 11
- 2008-09 7
- 2009-10 7
- 2010-11 8
- 2011-12 12
- 2012-13 11
- 2013-14 16
- 2014-15 20
- 2015-16 42
- 2016-17 42
- 2017-18 46
- 2018-19 (Fall) 41
- 2018-19 (Spring) 38
- 2019-20 (Fall) 45
- 2019-20 (Spring) 52
- 2020-21 (Fall) 43
- 2020-21 (Spring) 51
- 2021-22 (Fall) 55
- 2021-22 (Spring) 48
- 2022-23 (Fall) 62
- 2022-23 (Spring) 63
- 2023-24 (Fall) 59
- 2023-24 (Spring) 57

* Criteria for this award has periodically changed over the years.

ACADEMIC ALL-AREA PERFORMERS OF THE YEAR

- Brian Hulea 2005-06
- Matt Sherry 2007-08
- Osayi Osunde 2009-10
- Chris Whitney 2010-11
- Forrest Rhyne 2021-22

ACADEMIC ALL-AREA SELECTIONS

- Brian Hulea 2005-06
- Adam James 2005-06
- Frank Jankowski 2005-06
- Allyn Bacchus 2006-07
- Idriz Bauta 2007-08
- Osayi Osunde 2007-08
- Matt Sherry 2007-08
- Angelo Babbaro 2008-09
- Idriz Bauta 2008-09
- Osayi Osunde 2008-09
- Chris Whitney 2008-09
- Angelo Babbaro 2009-10
- Osayi Osunde 2009-10
- Chris Whitney 2009-10
- Angelo Babbaro 2010-11
- Chris Whitney 2010-11
- Josh Bucci 2011-12
- Craig James 2011-12
- Nick Yako 2011-12
- Josh Bucci 2012-13
- Bill Vogel 2012-13
- Don Cherry 2013-14
- Kevin Gulyas 2013-14
- Cameron McCurry 2013-14
- Bill Vogel 2013-14
- Don Cherry 2014-15
- Kevin Gulyas 2014-15
- Ross Hall 2014-15
- Cameron McCurry 2014-15
- Jake Prus 2014-15
- Don Cherry 2015-16
- Kevin Gulyas 2015-16
- Tanoh Kpassagnon 2015-16
- Jake Prus 2015-16
- Ryan Bell 2016-17
- Tanoh Kpassagnon 2016-17
- Rob Rolle 2016-17
- Matt Donoghue 2017-18
- John Hinchin 2017-18
- Ricky Young 2017-18
- Keeling Hunter 2018-19
- Drew Kresge 2018-19
- Chucky Smith 2018-19
- Jeff Steeb 2018-19
- Colin Gamroth 2019-20
- Paul Grattan 2019-20
- Forrest Rhyne 2019-20
- Chucky Smith 2019-20
- Cole Bunce 2021-22
- Justin Covington 2021-22
- Malik Fisher 2021-22
- Colin Gamroth 2021-22
- Jaaron Hayek 2021-22
- Forrest Rhyne 2021-22
- Michael Corbi 2022-23
- Jaaron Hayek 2022-23
- Brendan Bell 2023-24
- Michael Corbi 2023-24
- Ty Trinh 2023-24
- Connor Watkins 2023-24

VILLANOVA FOOTBALL GAME NOTES

VILLANOVA HEAD COACH MARK FERRANTE



Mark Ferrante enters his eighth season as the Thomas and Diane Treacy Endowed Football Head Coach in 2024 and is in his 38th year overall with the Wildcats including his time as head coach and 30 years prior as an assistant coach from 1987-2016. He has been a part of 264 victories and all 15 of the program's FCS playoff appearances during his Villanova tenure. Entering the 2024 season Ferrante has a career head coaching record of 47-29 (.618) which includes 30 regular season CAA Football wins, two league titles and three playoff appearances.

Under Ferrante's watch, the Wildcats have won a share of the CAA Football title and earned the league's automatic bid to the Division I Football Championship in two of the

last three seasons. He guided Villanova to its latest conference championship and postseason berth in 2023 when the team went 10-3 and reached the quarterfinal round of the playoffs. The season included three wins over nationally-ranked opponents and the Wildcats clinched their CAA title and automatic playoff bid with a dominant 35-7 win at No. 7 Delaware in the final game of the regular season. Despite being picked to finish seventh in the CAA and not appearing in the pre-season national rankings, Villanova emerged from the year as conference champions and finished the 2023 campaign ranked No. 6 in the final Stats Perform poll of the season.

There was plenty of recognition to go around for a Villanova team which excelled in every facet of the game a year ago. For the third time in the past five seasons the Wildcats had at least 10 players selected to the CAA Football All-Conference teams, led by offensive lineman Michael Corbi and wide receiver Rayjuon Pringle on the first team. Villanova had a dozen all-conference honorees overall, with players on the second team to go along with three third team choices and two honorable mention selections. Corbi went on to be named an All-American by Stats Perform and Phil Steele, while Pringle (Phil Steele) and cornerback Isas Waxter (FCS Football Central) also earned All-America recognition.

In his first seven seasons as head coach, Ferrante has seen the Wildcats win five CAA Football major awards and earn a total of 52 all-conference accolades. Three players under Ferrante's watch - Corbi, cornerback Christian Benford and linebacker Forrest Rhyne - have earned All-America honors from Stats Perform and/or the American Football Coaches Association. Benford and Rhyne were first team All-Americans in 2021. Ferrante is himself one of the CAA Football major award winners after earning his first Coach of the Year honor in 2021.

Villanova had a breakthrough 2021 season which included a conference title and a top-eight seed in the FCS playoffs. In addition to being named the CAA Football Coach of the Year, Ferrante was the 2021 winner of the AFCA FCS Region 1 Coach of the Year award. That honor made him a finalist for National Coach of the Year consideration and earned him recognition at the AFCA national convention following the season. Ferrante guided the Wildcats to a 10-3 record in 2021 and Villanova won a share of the CAA Football title while reaching the playoffs for the second time in his head coaching tenure (2019, 2021).

Ferrante's 2021 squad was the first Wildcats team in seven years to finish the season ranked in the top-10 of both FCS national polls. Villanova came in at No. 8 in the final Stats Perform and AFCS FCS Top 25 rankings while tallying their seventh season in program history with 10 or more victories. The team hosted two playoff games and achieved success by playing - and beating - some of the top FCS teams in the nation. Villanova's 10-3 record was punctuated by four victories over Top 25 opponents, including No. 3 James Madison, No. 18 Rhode Island, No. 21 Richmond and No. 24 Holy Cross. Ferrante led the Wildcats to a 7-1 record against a challenging CAA Football schedule to mark the fifth season since 1988 in which the team had no more than one loss in conference play.

Villanova's league championship teams in 2021 and 2023 featured several players who had an opportunity to continue their football careers beyond the collegiate ranks. Following the 2023 season, running back Jalen Jackson and offensive lineman Nick Torres signed free agent contracts with the Jacksonville Jaguars and the Kansas City Chiefs, respectively. Three other players - running back TD Ayo-Durojaiye (Chicago Bears/Kansas City Chiefs), linebacker Danny Abraham (Seattle Seahawks) and wide receiver Jaaron Hayek (Kansas City Chiefs) - were invited to attend NFL rookie mini camps.

FERRANTE YEAR BY YEAR

AS HEAD COACH			
Year	School	Record	Conference
2017	Villanova	5-6	3-5
2018	Villanova	5-6	2-6
2019	Villanova	9-4	5-3
2020	Villanova	2-2	2-2
2021	Villanova	10-3	7-1
2022	Villanova	6-5	4-4
2023	Villanova	10-3	7-1
2024	Villanova	0-0	0-0
Total	8 Seasons	47-29	30-22

AS ASSISTANT COACH

Year	School	Record	Postseason
1983	St. Lawrence	5-3-1	
1984	Wagner	6-4	
1985	Lafayette	6-5	
1986	Lafayette	6-5	
1987	Villanova	6-4	
1988	Villanova	5-5-1	
1989	Villanova	8-4	FCS First Round
1990	Villanova	6-5	
1991	Villanova	10-2	FCS First Round
1992	Villanova	9-3	FCS First Round
1993	Villanova	3-8	
1994	Villanova	5-6	
1995	Villanova	3-8	
1996	Villanova	8-4	FCS First Round
1997	Villanova	12-1	FCS Quarterfinals
1998	Villanova	6-5	
1999	Villanova	7-4	
2000	Villanova	5-6	
2001	Villanova	8-3	
2002	Villanova	11-4	FCS Semifinals
2003	Villanova	7-4	
2004	Villanova	6-5	
2005	Villanova	4-7	
2006	Villanova	6-5	
2007	Villanova	7-4	
2008	Villanova	10-3	FCS Quarterfinals
2009	Villanova	14-1	FCS Champions
2010	Villanova	9-5	FCS Semifinals
2011	Villanova	2-9	
2012	Villanova	8-4	FCS First Round
2013	Villanova	6-5	
2014	Villanova	11-3	FCS Quarterfinals
2015	Villanova	6-5	
2016	Villanova	9-4	FCS First Round

FERRANTE RECORD BY OPPONENT

Opponent	Record	Last Meeting
Army West Point	0-1	2022 (L, 10-49)
Bucknell	3-0	2021 (W, 55-3)
Colgate	2-0	2023 (W, 42-19)
Delaware	6-1	2023 (W, 35-7)
Elon	2-1	2023 (W, 21-0)
Hampton	1-0	2022 (W, 24-10)
Holy Cross	1-0	2021 (W, 21-16)
James Madison	1-3	2021 (W, 28-27)
Lafayette	1-0	2017 (W, 59-0)
Lehigh	6-0	2023 (W, 38-10)
LIU	2-0	2022 (W, 38-21)
Maine	4-1	2022 (W, 45-20)
Maryland	0-0	
Monmouth	0-1	2022 (L, 42-49)
New Hampshire	1-2	2023 (W, 45-33)
North Carolina A&T	1-0	2023 (W, 37-14)
Penn State	0-1	2021 (L, 17-38)
Rhode Island	2-2	2023 (W, 35-9)
Richmond	3-2	2022 (L, 10-20)
South Dakota State	0-2	2023 (L, 12-23)
Southeastern Louisiana	0-1	2019 (L, 44-45)
Stony Brook	3-2	2023 (W, 48-13)
Temple	1-1	2018 (W, 19-17)
Towson	3-2	2023 (W, 33-10)
UAlbany	2-2	2023 (L, 10-31)
UCF	0-1	2023 (L, 14-48)
William & Mary	1-3	2022 (L, 12-45)
Youngstown State	1-0	2023 (W, 45, 2-8)

VILLANOVA FOOTBALL GAME NOTES

MARK FERRANTE / VILLANOVA COACHING STAFF

Ferrante coached 11 players on the 2021 team who had professional opportunities, led by Christian Benford who was a sixth round draft pick of the Buffalo Bills and has since gone on to have a successful NFL career in Buffalo. In addition, 2021 CAA Football Defensive Player of the Year and first team All-American Forrest Rhyne signed a free agent contract and played in the NFL with the Indianapolis Colts. Cornerback Denzel Williams signed a free agent contract with the Baltimore Ravens.

One of the theme's of Ferrante's head coaching tenure has been his ability to keep his teams largely intact throughout the COVID pandemic and the changing landscape of college sports. Villanova began the 2021 season with 75 out of 85 players returning from the previous Spring, while the members of the 2023 team had combined to play in more than 1,000 college football games even before the season started. Experience wins, and Nova Nation has taken notice. Villanova's average attendance for five regular season home games in 2021 was its highest mark since 2013 and represented a 23 percent increase from 2019 prior to the pandemic. The increased attendance included the Wildcats first home sellout crowd since 2015 during the 2021 Family Weekend game against Richmond.

Ferrante has continually stressed the importance of his student-athletes coming to Villanova for a complete collegiate experience which includes excellence in their academic pursuits. In his first seven years as head coach, the Wildcats have been the winner of the CAA Football Team Academic Excellence Award three times. The award is presented to the team with the highest GPA in the conference each academic year and Villanova has been a repeat winner of the honor for both the 2022-23 and 2023-24 academic years.

The football program has set and tied its highest overall NCAA Graduation Success Rate (GSR) with a mark of 96 percent in each of the past two years. The most recent NCAA GSR data was released in December 2023 and the Wildcats had the highest score among CAA Football teams in both the NCAA metric and the federal rate calculation (93 percent). Additionally, new NCAA Academic Progress Rate (APR) data was released in June 2024 and Villanova's multi-year score of 982 was tied for second among CAA schools.

While winning the CAA Football title in 2023, the Wildcats had 59 student-athletes selected to the CAA Football Commissioner's Academic Honor Roll during the Fall semester and another 56 honorees for the Spring 2024 grading period.

Three student-athletes during the academic year were recognized as High Honors with Distinction for having a perfect 4.0 semester GPA: Nathan Fondacaro achieved this distinction in the Fall, while Tim Brown and Jake Picard did the same in the Spring. Villanova has had more than 650 selections to the CAA Football Commissioner's Academic Honor Roll during Ferrante's head coaching tenure and has had more than 550 selections to the Athletic Director's Honor Roll which is announced each semester for student-athletes who post a GPA of 3.2 or higher during the grading period.

In addition to Benford being an NFL Draft pick and the aforementioned NFL free agent contracts signed by Jackson, Torres, Rhyne and Williams, six players signed free agent contracts earlier in Ferrante's head coaching tenure. The list includes offensive tackle Brandon Hitner (LA Rams); safety Rob Rolle (Miami Dolphins); offensive lineman Ethan Greenidge (New Orleans Saints); defensive back Trey Johnson (Pittsburgh Steelers); defensive back Malik Reaves (Kansas City Chiefs); and linebacker Ed Shockley (Dallas Cowboys).

Ferrante leads one of the nation's elite FCS programs after playing an instrumental role in the Wildcats rise to national prominence. He has been a part of the coaching staff for all 15 of Villanova's appearances in the FCS playoffs, including the 2009 national championship season and a 2010 semifinal appearance while serving as the Assistant Head Coach on Andy Talley's staff. Ferrante has been a part of Villanova teams that have won eight CAA titles, three Lambert Meadows Cups and three ECAC Team of the Year awards.

Ferrante's success during his years as an assistant coach were recognized by others outside the Villanova program. At the end of the 2015 season he was named the FCS Assistant Coach of the Year by the American Football Coaches Association (AFCA). This award was first presented in 1997 and was created to honor assistant coaches who excel in community service, commitment to student-athletes and on-field coaching success.


Ferrante was a standout collegiate performer in his own right prior to joining the football coaching ranks. He was the quarterback for Andy Talley at St. Lawrence where he was named the 1982 Division III Player of the Year to go along with first team All-East honors. Ferrante directed the offense for a St. Lawrence team that went 10-1 during the 1982 season and reached the national semifinals in the playoffs.



Mark Ferrante
Head Coach



Chris Boden
Offensive Coordinator
Quarterbacks



Ross Penny Packer
Defensive Coordinator
Defensive Line



Sean Devine
Offensive Run Game Coord.
Offensive Line



David Riede
Recruiting Coordinator
Linebackers



Nate Pagan
Wide Receivers




Matt Colangelo
Special Teams Coord.
Safeties




Josh Fletcher
Running Backs



Dustin Johnson
Cornerbacks



Lachlan Kline
Offensive Assistant
Tight Ends



Ricky Venuto
Defensive Assistant



TJ Landis
Coord. of Video Ops. &
Administrative Services



Tyler Waite
Athletic Trainer



Mike Tucker
Strength & Conditioning

VILLANOVA FOOTBALL GAME NOTES

NUMERICAL ROSTER

No.	Name	Pos.	Cl.	Ht.	Wt.	Hometown	No.	Name	Pos.	Cl.	Ht.	Wt.	Hometown
0	Isas Waxter	DB	Gr.	6-2	215	Newark, N.J.	42	Timmy Furgeson	LB	Gr.	6-2	225	Gaithersburg, Md.
1	Jon Wyatt	DB	So.	6-2	200	Somerset, N.J.	43	Nino Betances	DB	Jr.	5-10	190	Brooklyn, N.Y.
2	Eli Smith	RB	Jr.	6-0	215	Houston, Texas	44	Richie Kimmel	LB	Sr.	6-1	235	Holmes, Pa.
3	Josh Oluremi	DB	So.	6-3	205	Avenel, N.J.	45	Ethan Gettman	PK	Gr.	6-4	205	Daytona Beach, Fla.
4	Jalen Goodman	DB	Gr.	6-0	205	Narberth, Pa.	48	Ralee Stephens	WR	Fr.	5-9	165	Asbury, N.J.
4	Connor Watkins	QB	Gr.	6-3	225	Williamsport, Pa.	50	AJ Koukou	DL	Fr.	6-1	275	Havertown, Pa.
5	Jaylan Sanchez	WR	Jr.	6-0	200	North Bergen, N.J.	51	Dale Law	LB	Jr.	6-1	225	West Chester, Pa.
6	Nate Hill	WR	So.	6-3	210	Dallas, Texas	52	Chandon Pierre	DL	Gr.	6-2	285	Reno, Nev.
7	Tyrell Mims	DB	Gr.	5-10	195	Philadelphia, Pa.	53	Jason Hall	LB	R-Fr.	6-2	225	Fall River, Mass.
8	Michael Benincasa	QB	So.	6-1	215	Ardmore, Pa.	54	Thomas Colello	LS	Fr.	5-11	190	North Caldwell, N.J.
8	Kaleb Moody	DB	Gr.	5-10	205	North Andover, Mass.	55	Mike Kennedy	DL	So.	6-1	290	Greenville, S.C.
8	James Mott	QB	Gr.	6-0	195	Laguna Beach, Calif.	56	Christian Caballero	LB	R-Fr.	6-2	225	Niceville, Fla.
9	Antonio Johnson	TE	Jr.	6-4	250	Fort Lauderdale, Fla.	61	Dan McManus	OL	Jr.	6-4	285	Havertown, Pa.
9	Ty Trinh	DB	Gr.	6-0	205	Owings Mills, Md.	62	RJ Reyes	OL	R-Fr.	6-5	295	Weston, Fla.
10	JR Strauss	LB	So.	6-3	225	Reading, Pa.	63	Quin Whalen	OL	Jr.	6-4	290	Chalfont, Pa.
11	Jordan Nelson	LB	Sr.	6-2	230	Palmerton, Pa.	65	Ian Erickson	OL	Jr.	6-6	315	Atlanta, Ga.
12	Tanner Maddocks	QB	So.	6-1	210	Reading, Pa.	66	Tyler Langin	DL	So.	6-3	270	Houston, Texas
13	Ethan Carr	WR	Jr.	6-2	205	Harrison City, Pa.	67	Kyle Fay	OL	R-Fr.	6-6	300	Cranford, N.J.
14	Dylan Mills	QB	Fr.	6-2	210	Dana Point, Calif.	69	Jake Picard	OL	Sr.	6-4	310	Hope, R.I.
14	Robert Russo	QB	So.	6-3	225	Millsboro, Del.	70	Dhamir Wesley	OL	Fr.	6-5	280	Millersville, Pa.
15	Kenyon Miles	WR	So.	6-2	195	Huntington Station, N.Y.	73	Gilbert Deglau	OL	Gr.	6-5	295	Richmond, Va.
16	Lucas Kopecky	WR	Gr.	6-3	200	Rocky Hill, N.J.	74	Temí Ajirotutu	OL	Gr.	6-5	320	Queens, N.Y.
16	Jack Ryder	QB	Jr.	6-2	205	Media, Pa.	75	Stephane Voltaire	OL	Jr.	6-5	320	Randolph, Mass.
17	Irene Ngabonziza	WR	Jr.	5-9	190	Fort Worth, Texas	76	Chris McCullers	OL	R-Fr.	6-3	315	Round Hill, Va.
18	Julian Glantz	RB	Jr.	6-1	220	Scarsdale, N.Y.	78	Tommy Broderick	OL	R-Fr.	6-5	305	Alpharetta, Ga.
19	Chris Dobrydney	WR	Jr.	5-10	185	Fairfax, Va.	79	Ryan Cregan	OL	Fr.	6-6	290	Morristown, N.J.
20	Isaiah Ragland	RB	R-Fr.	5-9	215	Alexandria, Va.	80	Chris Colby	WR	Fr.	6-3	210	Rowley, Mass.
21	Jayvont Williams	DB	R-Fr.	6-1	200	Fort Worth, Texas	81	Brandon Binkowski	WR	Fr.	6-3	205	Haymarket, Va.
22	Devin Smith	WR	Gr.	5-10	185	Durham, N.C.	82	Ryan Kennedy	WR	So.	5-11	195	Cleveland Heights, Ohio
23	Jamie Tyson	DB	Fr.	6-2	185	Somers Point, N.J.	83	Luke Daly	WR	Jr.	6-1	195	Rye, N.Y.
24	David Avit	RB	Fr.	6-0	220	Potomac, Md.	84	Daniel Lopes	WR	Jr.	6-2	200	Cheshire, Conn.
25	Christian Sapp	DB	Jr.	6-0	195	East Stroudsburg, Pa.	85	Nolan Clayton	TE	R-Fr.	6-5	245	King of Prussia, Pa.
26	Isaiah Wright	RB	Jr.	5-8	205	Douglassville, Pa.	86	Sean Brodnik	TE	Fr.	6-3	220	Ardmore, Pa.
27	Anthony Hawkins	DB	Fr.	6-3	190	Arnold, Md.	87	Ryan Sorge	WR	So.	6-3	210	Warrington, Pa.
28	Brendan Bell	LB	Gr.	6-2	230	Basking Ridge, N.J.	88	Carmen Ostroski	TE	Gr.	6-4	230	Blue Bell, Pa.
30	Ja'briel Mace	RB	R-Fr.	5-9	180	Somers Point, N.J.	89	James Welde	TE	Sr.	6-4	250	Havertown, Pa.
31	Shane Hartzell	LB	Jr.	6-0	230	Perkasie, Pa.	90	Sebastian Smith	PK	Jr.	5-10	195	Bellingham, Wash.
32	Omari Bursey	LB	Fr.	6-0	220	Broomfield, Colo.	91	Ayden Howard	DL	Sr.	6-2	295	McKinney, Texas
33	Turner Inge	LB	So.	6-1	220	Williamstown, N.J.	92	Nigel McSween	DL	R-Fr.	6-4	255	Newark, N.J.
34	Ethan Potter	DB	Gr.	5-11	205	Chesapeake City, Md.	93	Capri Martin	DL	So.	6-2	260	Bridgeport, Conn.
35	Langston White	LB	Fr.	6-2	210	Bristow, Va.	94	Ivan Murray	DL	R-Fr.	6-3	290	Paulsboro, N.J.
36	Damill Bostic	CB	Fr.	6-0	175	Hyattsville, Md.	96	Ugo Nwotite	DL	Fr.	6-5	215	Linwood, N.J.
37	Zahmir Dawud	DB	R-Fr.	6-0	185	North Brunswick, N.J.	97	Daniel Mueller	P	So.	5-10	190	Ephrata, Pa.
38	Newton Essiem	DB	Fr.	5-11	175	Frederick, Md.	97	Chuck Smith	DL	Gr.	6-3	280	Suwanee, Ga.
39	Luke Myers	PK	Fr.	5-10	165	Breinigsville, Pa.	98	Obinna Nwobodo	DL	Sr.	6-3	295	Wilmington, Del.
40	Colin Kennedy	LB	Jr.	6-2	225	Fair Haven, N.J.	99	Ratu Delano Navoti	DL	Fr.	6-3	265	Brooklyn, N.Y.
41	Garrett Rogan	DB	Jr.	6-3	200	Mercer Island, Wash.							

PRONUNCIATION GUIDE

0	Isas Waxter	ice-iss (goes by ice)	52	Chandon Pierre	CHAN-don
5	Jaylan Sanchez	jalen	69	Jake Picard	pa-card
9	Ty Trinh	trinn	73	Gilbert Deglau	del-lau (rhymes with wow)
12	Tanner Maddocks	mad-ocks	74	Temí Ajirotutu	tem-ee ah-joro-too-too
16	Lucas Kopecky	ko-peck-ee	75	Stephane Voltaire	ste-fon vole-tare
17	Irene Ngabonziza	i-ruh-nay gob-on-zee-zuh	79	Ryan Cregan	cree-ginn
19	Chris Dobrydney	da-brid-nee	83	Luke Daly	daily
24	David Avit	ah-vit	87	Ryan Sorge	sorj (rhymes with George)
30	Ja'briel Mace	ja-breel	89	James Welde	well-D
32	Omari Bursey	bur-see	93	Capri Martin	ka-pree
37	Zahmir Dawud	da-woo	96	Ugo Nwotite	ooh-go wo-tee-tay
48	Ralee Stephens	rally	98	Obinna Nwobodo	o-binn-uh wa-BO-doe
50	AJ Koukou	koo-koo	99	Ratu Delano Navoti	rah-too de-lon-oh na-va-tee

VILLANOVA FOOTBALL GAME NOTES

OFFENSIVE DEPTH CHART

Pos.	No.	Name	Cl.	Ht.	Wt.	Hometown	Pronunciation
QB	4	Connor Watkins	6th	6-3	225	Williamsport, Pa.	
	12	Tanner Maddocks	So.	6-1	210	Reading, Pa.	mad-ocks
RB	20	Isaiah Ragland	R-Fr.	5-9	215	Alexandria, Va.	
	26	Isaiah Wright	Jr.	5-8	205	Douglassville, Pa.	
WR	22	Devin Smith	5th	5-10	185	Durham, N.C.	
	84	Daniel Lopes	Jr.	6-2	200	Cheshire, Conn.	
WR	15	Kenyon Miles	So.	6-2	195	Huntington Station, N.Y.	
	83	Luke Daly	Jr.	6-1	195	Rye, N.Y.	daily
WR	5	Jaylan Sanchez	Jr.	6-0	200	North Bergen, N.J.	jalen
	80	Chris Colby	Fr.	6-3	210	Rowley, Mass.	
TE	85	Nolan Clayton	R-Fr.	6-5	245	King of Prussia, Pa.	
	89	James Welde	Sr.	6-4	250	Havertown, Pa.	
RT	74	Temi Ajirrotutu	5th	6-5	320	Queens, N.Y.	tem-ee / aj-joro-too-too
	67	Kyle Fay	R-Fr.	6-6	300	Cranford, N.J.	
LT	75	Stephane Voltaire	Jr.	6-5	320	Marion, Mass.	ste-fon vole-tare
	79	Ryan Cregan	Fr.	6-6	290	Morristown, N.J.	cree-ginn
C	69	Jake Picard	Sr.	6-4	310	Hope, R.I.	pa-card
	73	Gilbert Deglau	5th	6-5	295	Richmond, Va.	deg-lau (rhymes with wow)
RG	76	Chris McCullers	R-Fr.	6-3	315	Round Hill, Va.	
	73	Gilbert Deglau	5th	6-5	295	Richmond, Va.	deg-lau (rhymes with wow)
LG	78	Tommy Broderick	R-Fr.	6-5	305	Alpharetta, Ga.	
	74	Temi Ajirrotutu	5th	6-5	320	Queens, N.Y.	tem-ee / aj-joro-too-too

DEFENSIVE DEPTH CHART

Pos.	No.	Name	Elig.	Ht.	Wt.	Hometown	Pronunciation
DE	97	Chuck Smith	5th	6-3	280	Suwanee, Ga.	
	92	Nigel McSween	R-Fr.	6-4	255	Newark, N.J.	
DT	98	Obinna Nwobodo	Sr.	6-3	295	Wilmington, Del.	o-binn-uh / wa-BO-doe
	52	Chandon Pierre	6th	6-2	285	Reno, Nev.	CHAN-don
DE	93	Capri Martin	So.	6-2	260	Bridgeport, Conn.	ka-pree
	91	Ayden Howard	Sr.	6-2	295	McKinney, Texas	
LB	31	Shane Hartzell	Jr.	6-0	230	Perkasie, Pa.	
	33	Turner Inge	So.	6-1	220	Williamstown, N.J.	
LB	44	Richie Kimmel	Sr.	6-1	235	Holmes, Pa.	
	10	JR Strauss	So.	6-3	225	Reading, Pa.	
LB	28	Brendan Bell	5th	6-2	230	Basking Ridge, N.J.	
	11	Jordan Nelson	Sr.	6-2	230	Palmerton, Pa.	
CB	7	Tyrell Mims	5th	5-10	195	Philadelphia, Pa.	
	38	Newton Essiem	Fr.	5-11	175	Frederick, Md.	
CB	0	Isas Waxter	5th	6-2	215	Newark, N.J.	ice-iss (goes by ice)
	37	Zahmir Dawud	R-Fr.	6-0	185	North Brunswick, N.J.	da-woood
FS	4	Jalen Goodman	6th	6-0	205	Narberth, Pa.	
	8	Kaleb Moody	5th	5-10	205	North Andover, Mass.	
WS	34	Ethan Potter	5th	5-11	205	Chesapeake City, Md.	
	25	Christian Sapp	Jr.	6-0	195	East Stroudsburg, Pa.	
SS	9	Ty Trinh	5th	6-0	205	Owings Mills, Md.	trinn
	21	Jayvont Williams	R-Fr.	6-1	200	Fort Worth, Texas	

SPECIAL TEAMS DEPTH CHART

PK	45	Ethan Gettman	5th	6-4	205	Daytona Beach, Fla.	
	39	Luke Myers	Fr.	5-10	165	Breinigsville, Pa.	
KO	45	Ethan Gettman	5th	6-4	205	Daytona Beach, Fla.	
P	97	Daniel Mueller	So.	5-10	190	Ephrata, Pa.	
	45	Ethan Gettman	5th	6-4	205	Daytona Beach, Fla.	
H	16	Jack Ryder	Jr.	6-2	205	Media, Pa.	
LS	42	Timmy Furgeson	Gr.	6-2	225	Gaithersburg, Md.	
	54	Thomas Colello	Fr.	5-11	190	North Caldwell, N.J.	
KR	25	Christian Sapp	Jr.	6-0	195	East Stroudsburg, Pa.	
	34	Ethan Potter	5th	5-11	205	Chesapeake City, Md.	
PR	22	Devin Smith	5th	5-10	185	Durham, N.C.	
	12	Tanner Maddocks	So.	6-1	210	Reading, Pa.	mad-ocks

CAREER PARTICIPATION

#	Name	GP-GS
0	Isas Waxter, DB	34-18
1	Jon Wyatt, DB	9-0
2	Eli Smith, RB	8-0
3	Josh Oluremi, DB	11-0
4	Connor Watkins, QB	35-24
4	Jalen Goodman, DB	41-36
5	Jaylan Sanchez, WR	23-16
6	Nate Hill, WR	5-0
7	Tyrell Mims, DB	39-10
8	James Mott, QB	3-0
8	Michael Benincasa, QB	2-0
8	Kaleb Moody, DB	22-10
9	Ty Trinh, DB	39-31
9	Antonio Johnson, TE	20-9
10	JR Strauss, LB	14-0
11	Jordan Nelson, LB	24-0
12	Tanner Maddocks, QB	5-0
13	Ethan Carr, WR	2-0
14	Robert Russo, QB	0-0
14	Dylan Mills, QB	0-0
15	Kenyon Miles, WR	9-0
16	Jack Ryder, QB	0-0
16	Lucas Kopecky, WR	0-0
17	Irene Ngabonziza, WR	1-0
18	Julian Glantz, RB	11-0
19	Chris Dobrydney, WR	4-0
20	Isaiah Ragland, RB	4-0
21	Jayvont Williams, DB	2-0
22	Devin Smith, WR	33-26
23	Jamie Tyson, DB	0-0
24	David Avit, RB	0-0
25	Christian Sapp	22-5
26	Isaiah Wright, RB	4-0
27	Anthony Hawkins, DB	0-0
28	Brendan Bell, LB	37-21
30	Ja'briel Mace, RB	3-0
31	Shane Hartzell, LB	27-23
32	Omari Bursey, LB	0-0
33	Turner Inge, LB	13-1
34	Ethan Potter, DB	39-16
35	Langston White, LB	0-0
36	Damill Bostic, CB	0-0
37	Zahmir Dawud, DB	3-0
38	Newton Essiem, DB	0-0
39	Luke Myers, PK	0-0
40	Colin Kennedy, LB	5-0
41	Garrett Rogan, DB	2-0
42	Timmy Furgeson, LB	33-4
43	Nino Betances, DB	0-0
44	Richie Kimmel, LB	26-0
45	Ethan Gettman, PK	34-0
48	Ralee Stephens, WR	0-0
50	AJ Koukou, DL	0-0
51	Dale Law, LB	2-0
52	Chandon Pierre, DL	32-5
53	Jason Hall, LB	4-0
54	Thomas Colello, LS	0-0
55	Mike Kennedy, DL	5-0
56	Christian Caballero, LB	0-0
61	Dan McManus, OL	3-0
62	RJ Reyes, OL	0-0
63	Quin Whalen, OL	6-0
65	Ian Erickson, OL	11-0
66	Tyler Langin, DL	2-0
67	Kyle Fay, OL	4-0
69	Jake Picard, OL	26-20
70	Dhamir Wesley, OL	0-0
73	Gilbert Deglau, OL	29-22
74	Temi Ajirrotutu, OL	33-27
75	Stephane Voltaire, OL	24-16
76	Chris McCullers, OL	4-0
78	Tommy Broderick, OL	4-0
79	Ryan regan, OL	0-0
80	Chris Colby, WR	0-0
81	Brandon Binkowski, WR	0-0
82	Ryan Kennedy, WR	0-0
83	Luke Daly, WR	13-0
84	Daniel Lopes, WR	19-2
85	Nolan Clayton, TE	0-0
86	Sean Brodnik, TE	0-0
87	Ryan Sorge, WR	0-0
88	Carmen Ostroski, TE	0-0
89	James Welde, TE	14-0
90	Sebastian Smith, K	0-0
91	Ayden Howard, DL	26-0
92	Nigel McSween, DL	1-0
93	Capri Martin, DL	11-0
94	Ivan Murray, DL	0-0
96	Ugo Nwotite, DL	0-0
97	Chuck Smith, DL	33-27
97	Daniel Mueller, P	1-0
98	Obinna Nwobodo, DL	16-0
99	Ratu Delano Navoti, DL	0-0

VILLANOVA FOOTBALL GAME NOTES

YOUNGSTOWN STATE OFFENSE

Pos.	No.	Name	Cl.	Ht.	Wt.
RT	54	Jaison Williams	Sr.	6-4	320
	70	Max Lockett	R-Fr.	6-7	275
RG	62	Shane Keenan	So.	6-5	305
	59	Joey Sferra	So.	6-3	305
C	56	Aidan Parker	Sr.	6-2	300
	67	Van Keen	So.	6-4	305
LG	73	David Metzler	Sr.	6-5	320
	57	Easton Korody	So.	6-4	305
(or)	66	Wyatt Minor	R-Fr.	6-5	315
LT	78	Desmeal Leigh	So.	6-7	325
	76	Nick Nielsen	R-Fr.	6-6	270
TE	15	Brandon Serrano	Sr.	6-0	250
	89	Colt Sechrest	So.	6-4	255
	85	Austin Bray	Jr.	6-5	255
	17	Alex McDonald	So.	6-4	250
WR	18	Cyrus Traugh	R-Fr.	6-0	180
	13	Daryan Bowling	Jr.	6-4	200
WR	4	Max Tomczak	Jr.	6-0	195
	3	Richard Dandridge	So.	5-11	170
	22	Matt Reardon	Jr.	6-1	190
WR	1	Latrell Fordham	Jr.	6-3	195
	14	Jawon Hall	Sr.	6-1	185
	9	Joey Farthing	So.	6-4	200
QB	12	Beau Brungard	So.	6-0	210
	7	Max Blanc	So.	6-5	225
(or)	5	Brady Shannon	So.	6-3	210
TB	10	Tyshon King	Sr.	5-11	210
	2	Ethan Wright	Sr.	6-1	208
	24	Da'Shuan Watley	So.	5-9	180
(or)	23	Jaden Gilbert	R-Fr.	5-10	180

YOUNGSTOWN STATE SPECIALISTS

Pos.	No.	Name	Cl.	Ht.	Wt.
PK	24	Andrew Lastovka	So.	5-8	170
	34	Josh Wilkins	Fr.	5-10	160
H	40	Brendon Kilpatrick	Jr.	6-2	220
LS	0	Sam Merryman	Sr.	6-2	215
	35	George Gabriel	Fr.	6-1	215
P	40	Brendon Kilpatrick	Jr.	6-2	220
	49	Alex Grace	Fr.	6-4	190
PR (or)	4	Max Tomczak	Jr.	6-0	195
	18	Cyrus Traugh	R-Fr.	6-0	180
	1	Latrell Fordham	Jr.	6-3	195
KR	1	Latrell Fordham	Jr.	6-3	195
	23	Jaden Gilbert	R-Fr.	5-10	180
KO	24	Andrew Lastovka	So.	5-8	170
	34	Josh Wilkins	Fr.	5-10	160

YOUNGSTOWN STATE DEFENSE

Pos.	No.	Name	Cl.	Ht.	Wt.
CB	3	Jaylen Castleberry	Jr.	6-0	190
	10	Jordan Rudolph	So.	5-11	170
(or)	0	Isaiah Crozier	R-Fr.	6-0	175
SS	1	Stephon Hall	Jr.	6-2	190
	9	Jeremiah Robinson	Jr.	6-0	190
FS	6	Makai Shahid	R-Fr.	6-0	190
	12	Dallas Harper	R-Fr.	6-1	190
CB (or)	2	Isaiah Hackett	Jr.	5-10	185
	20	Payton Edwards	Sr.	6-0	185
	13	DJ Harris	Jr.	5-11	195
SAM	4	Kerion Martin	Sr.	6-1	210
	14	Dominic Julius	So.	6-2	200
(or)	27	Andrew Centofanti	Jr.	6-0	220
WLB	45	Devin Johnson	Sr.	6-0	215
	33	Preston Zandier	Jr.	6-0	225
MLB	8	Mike Wells	So.	6-3	250
	34	Logan Pasco	Sr.	6-0	225
DE	91	Dawan Martin	Jr.	6-4	230
	90	Ebony Curry Jr.	R-Fr.	6-5	250
DT	88	Jaelen Crider	Jr.	6-3	310
	16	Jabarrek Hopkins	Jr.	6-4	280
(or)	44	Nehemiah Dukes	So.	6-2	280
DT	99	Joe Brown	Jr.	6-5	315
	97	Tyler Bukur	Sr.	6-2	275
(or)	98	Michael Boyd Jr.	So.	6-3	285
DE	93	Hunter Allen	Sr.	6-5	255
	22	DaShawn Carter	R-Fr.	6-3	240
	42	Michael Voitus	Jr.	6-1	240

YOUNGSTOWN STATE COACHING STAFF

Doug Phillips	Trent Voss
Head Coach	Safeties
Austin Bujnoch	Reggie Gamble
Offensive Line	Tight Ends
Co-Offensive Coordinator	Jeremy Larkin
Troy Rothenbuhler	Running Backs
Offensive Coordinator	Hunter Krause
Quarterbacks	Graduate Assistant
John Haneline	Kyle Hazell
Defensive Coordinator	Graduate Assistant
Linebackers	Jeff Wilkins
Pat Shepard	Assistant Coach
Special Teams Coordinator	Tom Phillips
OLBs	Director of Operations
Christian Dukes	Tony Chiaro
Cornerbacks	Director of Player Development
Recruiting Coordinator	Rollen Smith
Jelani Berassa	Assistant Director of Operations
Wide Receivers	Mike Tomczak
Ray Hunter	Advisor to the Head Coach
Defensive Line	

VILLANOVA FOOTBALL GAME NOTES

2024 OPPONENTS AT A GLANCE (0-0 OVERALL)

YOUNGSTOWN ST. (0-0, 0-0 MVFC)

Date	Opponent	Result
8.29	@ Villanova	
9.7	Valparaiso	
9.14	Duquesne	
9.21	@ Pittsburgh	
9.28	@ Missouri State (*)	
10.5	Indiana State (*)	
10.12	@ South Dakota St. (*)	
10.19	South Dakota (*)	
10.26	North Dakota (*)	
11.2	@ Illinois State (*)	
11.9	@ Southern Illinois (*)	
11.16	Northern Iowa (*)	

COLGATE (0-0, 0-0 Patriot)

Date	Opponent	Result
8.30	@ Maine	
9.7	vs. Villanova	
9.14	@ Akron	
9.21	Cornell	
9.28	@ Penn	
10.5	Holy Cross (*)	
10.19	Georgetown (*)	
10.26	@ Merrimack	
11.2	@ Fordham (*)	
11.9	Lafayette (*)	
11.16	@ Lehigh (*)	
11.23	@ Bucknell (*)	

TOWSON (0-0, 0-0 CAA)

Date	Opponent	Result
8.31	@ Cincinnati	
9.7	Morgan State	
9.14	@ Villanova (*)	
9.21	@ North Dakota State	
10.5	William & Mary (*)	
10.12	@ Norfolk State	
10.19	Stony Brook (*)	
10.26	@ Monmouth (*)	
11.2	@ Richmond (*)	
10.9	Hampton (*)	
11.16	N.C. A&T (*)	
11.23	@ Campbell (*)	

MARYLAND (0-0, 0-0 BIG TEN)

Date	Opponent	Result
8.31	Connecticut	
9.7	Michigan State (*)	
9.14	@ Virginia	
9.21	Villanova	
9.28	@ Indiana (*)	
10.11	Northwestern (*)	
10.19	USC (*)	
10.26	@ Minnesota (*)	
11.9	@ Oregon (*)	
11.16	Rutgers (*)	
11.23	Iowa (*)	
11.30	@ Penn State (*)	

LIU (0-0, 0-0 NORTHEAST)

Date	Opponent	Result
8.31	@ UAlbany	
9.7	@ TCU	
9.14	Lehigh	
9.21	Rhode Island	
9.28	@ Villanova	
10.5	@ Duquesne (*)	
10.12	Stonehill (*)	
10.19	@ Robert Morris (*)	
10.26	@ Central Conn. St. (*)	
11.9	@ Sacred Heart	
11.16	Saint Francis (*)	
11.23	@ Wagner (*)	

STONY BROOK (0-0, 0-0 CAA)

Date	Opponent	Result
8.31	@ Marshall	
9.7	Stonehill	
9.14	@ Fordham	
9.21	@ Campbell (*)	
9.28	Morgan State	
10.5	Villanova (*)	
10.19	@ Towson (*)	
10.26	William & Mary (*)	
11.2	@ Bryant (*)	
11.9	UAlbany (*)	
11.16	@ New Hampshire (*)	
11.23	Monmouth (*)	

MAINE (0-0, 0-0 CAA)

Date	Opponent	Result
8.30	Colgate	
9.7	@ Montana State	
9.14	Monmouth (*)	
9.21	@ Merrimack	
9.28	@ UAlbany (*)	
10.12	@ Delaware (*)	
10.19	Villanova (*)	
10.26	@ Rhode Island (*)	
11.2	@ Oklahoma	
11.9	Bryant (*)	
11.16	@ Elon (*)	
11.23	New Hampshire (*)	

NEW HAMPSHIRE (0-0, 0-0 CAA)

Date	Opponent	Result
8.29	@ UCF	
9.7	@ Holy Cross	
9.14	Stonehill	
9.21	Bryant (*)	
10.4	@ Harvard	
10.12	@ Elon (*)	
10.19	Rhode Island (*)	
10.26	@ Villanova (*)	
11.2	@ UAlbany (*)	
11.9	Monouth (*)	
11.16	Stony Brook (*)	
11.23	@ Maine (*)	

HAMPTON (0-0, 0-0 CAA)

Date	Opponent	Result
8.31	Morgan State	
9.7	Virginia Union	
9.14	@ Norfolk State	
9.21	Howard	
9.28	@ William & Mary (*)	
10.5	Rhode Island (*)	
10.19	@ N.C. A&T (*)	
10.26	Elon (*)	
11.2	Villanova (*)	
11.9	@ Towson (*)	
11.16	Richmond (*)	
11.23	@ UAlbany (*)	

NORTH CAROLINA A&T (0-0, 0-0 CAA)

Date	Opponent	Result
8.29	@ Wake Forest	
9.7	Winston-Salem State	
9.14	Delaware (*)	
9.21	@ North Carolina Central	
9.28	@ South Carolina State	
10.5	@ Richmond (*)	
10.19	Hampton (*)	
10.26	@ Campbell (*)	
11.2	William & Mary (*)	
11.9	@ Villanova (*)	
11.16	@ Towson (*)	
11.23	Elon (*)	

MONMOUTH (0-0, 0-0 CAA)

Date	Opponent	Result
8.29	@ Eastern Washington	
9.7	Lafayette	
9.14	@ Maine (*)	
9.21	@ FIU	
9.28	Fordham	
10.5	Delaware (*)	
10.19	Bryant (*)	
10.26	Towson (*)	
11.2	@ Rhode Island (*)	
11.9	@ New Hampshire (*)	
11.16	Villanova (*)	
11.23	@ Stony Brook (*)	

DELAWARE (0-0)

Date	Opponent	Result
8.29	Bryant	
9.14	@ N.C. A&T	
9.21	Penn	
9.28	Sacred Heart	
10.5	@ Monmouth	
10.12	Maine	
10.19	@ Richmond	
10.26	UAlbany	
11.9	Rhode Island	
11.16	Campbell	
11.23	@ Villanova	

VILLANOVA FOOTBALL GAME NOTES

VILLANOVA QUARTERBACKS

#4 CONNOR WATKINS

PASSING STATS OPPONENT

	COMP-ATT-INT	YDS	TD	LONG
Youngstown State				
at Colgate				
Towson				
at Maryland				
LIU				
at Stony Brook				
at Maine				
New Hampshire				
at Hampton				
North Carolina A&T				
at Monmouth				
Delaware				
SEASON				
CAREER	295-521-21	4938	37	83

RUSHING STATS OPPONENT

	ATT-YDS-TD	LONG
Youngstown State		
at Colgate		
Towson		
at Maryland		
LIU		
at Stony Brook		
at Maine		
New Hampshire		
at Hampton		
North Carolina A&T		
at Monmouth		
Delaware		
SEASON		
CAREER	183-826-19	75

#8 JAMES MOTT

PASSING STATS OPPONENT

	COMP-ATT-INT	YDS	TD	LONG
Youngstown State				
at Colgate				
Towson				
at Maryland				
LIU				
at Stony Brook				
at Maine				
New Hampshire				
at Hampton				
North Carolina A&T				
at Monmouth				
Delaware				
SEASON				
VILLANOVA	2-3-0	9	0	6
CAREER	3-4-0	14	0	6

RUSHING STATS OPPONENT

	ATT-YDS-TD	LONG
Youngstown State		
at Colgate		
Towson		
at Maryland		
LIU		
at Stony Brook		
at Maine		
New Hampshire		
at Hampton		
North Carolina A&T		
at Monmouth		
Delaware		
SEASON		
VILLANOVA		
CAREER		

#12 TANNER MADDOCKS

PASSING STATS OPPONENT

	COMP-ATT-INT	YDS	TD	LONG
Youngstown State				
at Colgate				
Towson				
at Maryland				
LIU				
at Stony Brook				
at Maine				
New Hampshire				
at Hampton				
North Carolina A&T				
at Monmouth				
Delaware				
SEASON				
CAREER	6-6-0	44	0	40

RUSHING STATS OPPONENT

	ATT-YDS-TD	LONG
Youngstown State		
at Colgate		
Towson		
at Maryland		
LIU		
at Stony Brook		
at Maine		
New Hampshire		
at Hampton		
North Carolina A&T		
at Monmouth		
Delaware		
SEASON		
CAREER	5-15-0	12

SEASON AND CAREER HIGHS

	SEASON HIGHS	CAREER HIGHS
CONNOR WATKINS		
Passing Attempts	31	2x
Completions	18	2022, UAlbany
Passing Yards	361	2023, Stony B.
Touchdowns	4	2x
Interceptions	4	2022, LIU
Long Pass	83	2022, Maine
Total Offense	395	2023, Stony B.
Rushing Attempts	13	2x (2023)
Rushing Yards	130	2022, Hamp.
Rushing Touchdowns	3	2023, URI
Long Rush	75	2022, Hamp.
TANNER MADDOCKS		
Passing Attempts	4	2023, Stony B.
Completions	4	2023, Stony B.
Passing Yards	37	2023, Stony B.
Touchdowns		
Interceptions		
Long Pass	40	2023, Stony B.
Total Offense	49	2023, Stony B.
Rushing Attempts	2	2023, URI
Rushing Yards	12	2023, Stony B.
Rushing Touchdowns		
Long Rush	12	2023, Stony B.
JAMES MOTT		
Passing Attempts	3	2023, Lehigh
Completions	2	2023, Lehigh
Passing Yards	9	2023, Lehigh
Touchdowns		
Interceptions		
Long Pass	6	2023, Lehigh
Total Offense	9	2023, Lehigh
Rushing Attempts		
Rushing Yards		
Rushing Touchdowns		
Long Rush		

VILLANOVA FOOTBALL GAME NOTES

VILLANOVA RUNNING BACKS

#20 ISAAH RAGLAND

OPPONENT	RUSHING ATT-YDS-TD	LG	RECEIVING REC-YDS-TD	LG
Youngstown State				
at Colgate				
Towson				
at Maryland				
LIU				
at Stony Brook				
at Maine				
New Hampshire				
at Hampton				
North Carolina A&T				
at Monmouth				
Delaware				
SEASON				
CAREER	24-161-0	28		

#26 ISAAH WRIGHT

OPPONENT	RUSHING ATT-YDS-TD	LG	RECEIVING REC-YDS-TD	LG
Youngstown State				
at Colgate				
Towson				
at Maryland				
LIU				
at Stony Brook				
at Maine				
New Hampshire				
at Hampton				
North Carolina A&T				
at Monmouth				
Delaware				
SEASON				
CAREER	9-16-1	4		

#30 JA'BRIEL MACE

OPPONENT	RUSHING ATT-YDS-TD	LG	RECEIVING REC-YDS-TD	LG
Youngstown State				
at Colgate				
Towson				
at Maryland				
LIU				
at Stony Brook				
at Maine				
New Hampshire				
at Hampton				
North Carolina A&T				
at Monmouth				
Delaware				
SEASON				
CAREER	19-103-0	28	1-1-0	1

#2 ELI SMITH

OPPONENT	RUSHING ATT-YDS-TD	LG	RECEIVING REC-YDS-TD	LG
Youngstown State				
at Colgate				
Towson				
at Maryland				
LIU				
at Stony Brook				
at Maine				
New Hampshire				
at Hampton				
North Carolina A&T				
at Monmouth				
Delaware				
SEASON				
CAREER	33-171-0	18	1-2-0	2

SEASON AND CAREER HIGHS

	SEASON HIGHS	CAREER HIGHS
ISAAH RAGLAND		
Rushing Attempts	15	2023, Elon
Rushing Yards	126	2023, Elon
Long Rush	126	2023, Elon
ISAAH WRIGHT		
Rushing Attempts	4	2023, Stony B.
Rushing Yards	8	2023, Lehigh
Rushing Touchdowns	1	2023, Stony B.
Long Rush	4	2x (2023)
JA'BRIEL MACE		
Rushing Attempts	13	2023, Towson
Rushing Yards	76	2023, Towson
Long Rush	28	2023, Towson
Receptions	1	2023, Towson
Receiving Yards	1	2023, Towson
Long Reception	1	2023, Towson
ELI SMITH		
Rushing Attempts	7	2x (2022)
Rushing Yards	48	2022, W&M
Long Rush	18	2022, W&M
Receptions	1	2022, W&M
Receiving Yards	2	2022, W&M
Long Reception	2	2022, W&M
All-Purpose Yards	50	2022, W&M

VILLANOVA FOOTBALL GAME NOTES

VILLANOVA WIDE RECEIVERS/TIGHT ENDS

#5 JAYLAN SANCHEZ			#15 KENYON MILES			SEASON AND CAREER HIGHS		
RECEIVING STATS			RECEIVING STATS			SEASON HIGHS		CAREER HIGHS
OPPONENT	REC-YDS-TD	LG	OPPONENT	REC-YDS-TD	LG			
Youngstown State			Youngstown State					
at Colgate			at Colgate					
Towson			Towson					
at Maryland			at Maryland					
LIU			LIU					
at Stony Brook			at Stony Brook					
at Maine			at Maine					
New Hampshire			New Hampshire					
at Hampton			at Hampton					
North Carolina A&T			North Carolina A&T					
at Monmouth			at Monmouth					
Delaware			Delaware					
SEASON			SEASON					
CAREER	38-781-6	68	CAREER	1-20-0	20			
#22 DEVIN SMITH			#84 DANIEL LOPES			JAYLAN SANCHEZ		
RECEIVING STATS			RECEIVING STATS			Receptions	6	2023, NCAT
OPPONENT	REC-YDS-TD	LG	OPPONENT	REC-YDS-TD	LG	Receiving Yards	158	2023, NCAT
Youngstown State			Youngstown State			Receiving Touchdowns	2	2023, NCAT
at Colgate			at Colgate			Long Reception	68	2023, Colgate
Towson			Towson			100+ Receiving Yards	3	
at Maryland			at Maryland			All-Purpose Yards	157	2023, NCAT
LIU			LIU			100+ All-Purpose Yards	3	
at Stony Brook			at Stony Brook			KENYON MILES		
at Maine			at Maine			Receptions	1	2023, UAlbany
New Hampshire			at New Hampshire			Receiving Yards	20	2023, UAlbany
at Hampton			at Hampton			Long Reception	20	2023, UAlbany
North Carolina A&T			North Carolina A&T			All-Purpose Yards	20	2023, UAlbany
at Monmouth			at Monmouth			DEVIN SMITH		
Delaware			at Monmouth			Receptions	6	2x
SEASON			Delaware			Receiving Yards	202	2023, Rich.
VILLANOVA			SEASON			Receiving Touchdowns	2	3x
CAREER	101-1518-15	91	CAREER	10-105-1	39	Long Reception	91	2023, Rich.
#83 LUKE DALY			#80 CHRIS COLBY			100+ Receiving Yards	2	
RECEIVING STATS			RECEIVING STATS			All-Purpose Yards	220	2023, Rich.
OPPONENT	REC-YDS-TD	LG	OPPONENT	REC-YDS-TD	LG	DANIEL LOPES		
Youngstown State			Youngstown State			Receptions	2	2x
at Colgate			at Colgate			Receiving Yards	39	2022, W&M
Towson			Towson			Receiving Touchdowns	1	2x (2022)
at Maryland			at Maryland			Long Reception	39	2022, W&M
LIU			LIU			All-Purpose Yards	42	2022, W&M
at Stony Brook			at Stony Brook			LUKE DALY		
at Maine			at Maine			Receptions	1	3x
New Hampshire			at New Hampshire			Receiving Yards	45	2023, YSU
at Hampton			at Hampton			Long Reception	45	2023, YSU
North Carolina A&T			North Carolina A&T			All-Purpose Yards	45	2023, YSU
at Monmouth			at Monmouth			ANTONIO JOHNSON		
Delaware			at Monmouth			Receptions	2	3x
SEASON			Delaware			Receiving Yards	40	2023, YSU
CAREER	3-54-0	45	SEASON			Receiving Touchdowns	1	2023, Colgate
#85 NOLAN CLAYTON			#89 JAMES WELDE			Long Reception	34	2023, YSU
RECEIVING STATS			RECEIVING STATS			All-Purpose Yards	40	2023, YSU
OPPONENT	REC-YDS-TD	LG	OPPONENT	REC-YDS-TD	LG			
Youngstown State			Youngstown State					
at Colgate			at Colgate					
Towson			Towson					
at Maryland			at Maryland					
LIU			LIU					
at Stony Brook			at Stony Brook					
at Maine			at Maine					
New Hampshire			at New Hampshire					
at Hampton			at Hampton					
North Carolina A&T			North Carolina A&T					
at Monmouth			at Monmouth					
Delaware			at Monmouth					
SEASON			Delaware					
CAREER			SEASON					

VILLANOVA FOOTBALL GAME NOTES

VILLANOVA SPECIALISTS

#45 ETHAN GETTMAN

KICKING STATS	PAT	FG	LG
OPPONENT			
Youngstown State			
at Colgate			
Towson			
at Maryland			
LIU			
at Stony Brook			
at Maine			
New Hampshire			
at Hampton			
North Carolina A&T			
at Monmouth			
Delaware			
SEASON			
VILLANOVA			
CAREER	78-82	23-34	56

#45 ETHAN GETTMAN

PUNTING STATS	#	Avg.	LG	120
OPPONENT				
Youngstown State				
at Colgate				
Towson				
at Maryland				
LIU				
at Stony Brook				
at Maine				
New Hampshire				
at Hampton				
North Carolina A&T				
at Monmouth				
Delaware				
SEASON				
VILLANOVA				
CAREER	74	36.2	82	19

#25 CHRISTIAN SAPP

OPPONENT	KICK RETURNS	PUNT RETURNS
	NO-YDS-TD	NO-YDS-TD
	AVG.	AVG.
	LG	LG
Youngstown State		
at Colgate		
Towson		
at Maryland		
LIU		
at Stony Brook		
at Maine		
New Hampshire		
at Hampton		
North Carolina A&T		
at Monmouth		
Delaware		
SEASON		
CAREER		

#34 ETHAN POTTER

OPPONENT	KICK RETURNS	PUNT RETURNS
	NO-YDS-TD	NO-YDS-TD
	AVG.	AVG.
	LG	LG
Youngstown State		
at Colgate		
Towson		
at Maryland		
LIU		
at Stony Brook		
at Maine		
New Hampshire		
at Hampton		
North Carolina A&T		
at Monmouth		
Delaware		
SEASON		
CAREER	1-24-0	24.0 24

#22 DEVIN SMITH

OPPONENT	KICK RETURNS	PUNT RETURNS
	NO-YDS-TD	NO-YDS-TD
	AVG.	AVG.
	LG	LG
Youngstown State		
at Colgate		
Towson		
at Maryland		
LIU		
at Stony Brook		
at Maine		
New Hampshire		
at Hampton		
North Carolina A&T		
at Monmouth		
Delaware		
SEASON		
CAREER	14-214-0	15.3 30

SEASON HIGHS CAREER HIGHS

ETHAN GETTMAN				
Field Goals Made	3	3x		
Field Goals Attempted	4	2022, Char. So.		
Long Field Goal	56	2022, Campbell		
40+ Yard Field Goals	7			
PATs Made	8	2022, So. Ct. St.		
PATs Attempted	8	2022, So. Ct. St.		
Punts	6	2021, Akron		
Punting Yards	206	2022, URI		
Punting Average	48.0	2021, Saint Fran.		
Long Punt	82	2021, Saint Fran.		
Inside 20-Yard Line	19			
50+ Yard Punts	4			
Kickoffs	9	2x (2022)		
Kickoff Yards	578	2022, So. Ct. St.		
Kickoff Average	65.7	2022, H. Cross		
ETHAN POTTER				
Kickoff Returns	1			
DEVIN SMITH				
Kickoff Returns	3	2x (2022)		
Kickoff Return Yards	61	2022, So. Ca. St.		
Long Kickoff Return	30	2023, Howard		
CONNOR WATKINS				
Punts	1	N.C. A&T	8	2021, Penn St.
Punting Yards	34	N.C. A&T	277	2021, Penn St.
Punting Average	34.0	N.C. A&T	40.5	2021, JMU
Long Punt	34	N.C. A&T	50	2021, JMU
Inside 20-Yard Line	1	N.C. A&T	1	
50+ Yards Punts			1	
JAYLAN SANCHEZ				
Kickoff Returns	1	2x	1	3x
Kickoff Return Yards	10	UAlbany	39	2022, W&M
Long Kickoff Return	10	UAlbany	30	2022, Hamp.
JASON HALL				
Kickoff Returns	1	Towson	1	2023, Towson
Kickoff Return Yards	0	Towson	0	2023, Towson
Long Kickoff Return	0	Towson	0	2023, Towson

VILLANOVA FOOTBALL GAME NOTES

VILLANOVA DEFENSE

SEASON HIGHS

CAREER HIGHS

	Tackles	TFL	Sacks	Breakups		Tackles	TFL	Sacks	Breakups
Temi Ajirofutu					1, 2023	—	—	—	—
Brendan Bell					14, 2023	3.0, 2022	1.0, 2x	1, 5x	
Zahmir Dawud					2, 2023	—	—	—	1, 2023
Timmy Furgeson					8, 2022	1.0, 2x	1.0, 2x	—	—
Julian Glantz					1, 3x	—	—	—	—
Jalen Goodman					13, 2020	1.5, 2021	—	—	2, 2019
Shane Hartzell					15, 2022	2.0, 2x	1.0, 8x	1, 3x	
Ayden Howard					4, 2023	1.5, 2023	0.5, 3x	1, 2023	
Turner Inge					5, 2023	2.0, 2023	1.0, 2023	—	—
Antonio Johnson					1, 2023	—	—	—	—
Colin Kennedy					3, 2023	—	—	—	—
Mike Kennedy					1, 2023	—	—	—	—
Richie Kimmel					5, 2023	1.5, 2023	—	1, 2023	
Dale Law					1, 2x	—	—	—	—
Daniel Lopes					1, 2023	—	—	—	—
Capri Martin					5, 2023	0.5, 2023	—	—	—
Tyrell Mims					6, 3x	1.0, 4x	1.0, 2023	2, 2x	
Kaleb Moody					10, 2023	1.5, 2023	1.0, 2023	2, 2x	
Jordan Nelson					4, 2023	1.0, 2023	—	1, 2023	
Obinna Nwobodo					2, 2x	1.0, 2023	—	—	—
Josh Oluremi					1, 7x	—	—	—	—
Chandon Pierre					5, 2021	1.0, 6x	1.0, 3x	—	—
Ethan Potter					11, 2x	2.5, 2022	0.5, 2022	1, 6x	
Garrett Rogan					1, 2023	—	—	—	—
Christian Sapp					5, 2022	1.0, 3x	1.0, 2023	1, 2022	
Chuck Smith					8, 2021	1.5, 2x	1.5, 2023	1, 2023	
Devin Smith					1, 2x	—	—	—	—
JR Strauss					2, 2023	1.0, 2023	—	—	—
Ty Trinh					12, 2023	2.0, 2023	—	2, 2x	
Stephane Voltaire					1, 2023	—	—	—	—
Isas Waxter					7, 2019	1.0, 4x	1.0, 2021	2, 2023	
Jayvont Williams					1, 2023	—	—	—	—
Jon Wyatt					2, 2x	—	—	1, 2x	

GAME BY GAME DEFENSIVE STATISTICS

OPPONENT	TFL	SACKS	FF	FR	INT	PBU	BLK	YARDS	POINTS
Youngstown State									
at Colgate									
Towson									
at Maryland									
LIU									
at Stony Brook									
at Maine									
New Hampshire									
at Hampton									
North Carolina A&T									
at Monmouth									
Delaware									
TOTAL	0-0	0-0	0	0	0	0	0	0	0

VILLANOVA FOOTBALL GAME NOTES

GAME BY GAME TACKLES

[illegible]

SPECIAL TEAMS TACKLES

[illegible]

VILLANOVA FOOTBALL GAME NOTES

GAME BY GAME STARTERS

OFFENSE	QB	RB	WR	WR	WR	TE	LT	LG	C	RG	RT
YSU											
Colgate											
Towson											
Maryland											
LIU											
Stony Brook											
Maine											
UNH											
Hampton											
NC A&T											
Monmouth											
Delaware											
DEFENSE	DE	DT	DE	LB	MLB	LB	CB	CB	FS	WS	SS
YSU											
Colgate											
Towson											
Maryland											
LIU											
Stony Brook											
Maine											
UNH											
Hampton											
NC A&T											
Monmouth											
Delaware											

VILLANOVA SCORING DRIVES

OPP	QTR	TIME	PL/YDS/TM	RES	PLAY	OPP	QTR	TIME	PL/YDS/TM	RES	PLAY
-----	-----	------	-----------	-----	------	-----	-----	------	-----------	-----	------

VILLANOVA FOOTBALL GAME NOTES

MISCELLANEOUS STATS

NON-OFFENSIVE TOUCHDOWNS

Player	Type	Yds	Opponent

POINTS OFF TURNOVERS

OPPONENT	VU TO	OPP PTS	OPP TO	VU PTS	+/-
Youngstown State					
at Colgate					
Towson					
at Maryland					
LIU					
at Stony Brook					
at Maine					
New Hampshire					
at Hampton					
N.C. A&T					
at Monmouth					
Delaware					
TOTAL					

CAREER INTERCEPTIONS

Player	INT	Return Yards	Long	TD
Tyrell Mims	3	0	0	0
Jalen Goodman	2	104	81	1
Christian Sapp	2	0	0	0
Ty Trinh	2	18	18	0
Isas Waxter	2	0	0	0
Shane Hartzell	1	19	19	0
Brendan Bell	1	17	17	0
Ethan Potter	1	1	1	0

CAREER FUMBLES

Player	FF	FR	Return Yards	TD
Brendan Bell	2	1	0	0
Timmy Furgeson	1	1	0	0
Jalen Goodman	1	2	0	0
Shane Hartzell	1	0	0	0
Richie Kimmel	0	1	0	0
Tyrell Mims	0	2	0	0
Chandon Pierre	1	0	0	0
Ethan Potter	1	1	0	0
Christian Sapp	1	0	0	0
Ty Trinh	1	2	0	0

CAREER BLOCKED KICKS

Player	Type	Opponent	Date
Brendan Bell	Punt	UAlbany	10.16.21
Richie Kimmel	Punt	Delaware	11.19.22
Tyrell Mims	Punt	William & Mary	10.30.21

CAREER 100-YARD RUSHING GAMES

Player	Yds.	Att.	TD	Opp.	Date
Isaiah Ragland	126	15	0	Elon	10.14.23
Connor Watkins	130	11	2	Hampton	10.29.22
Connor Watkins	113	10	3	URI	9.23.23
Connor Watkins	125	13	0	Elon	10.14.23

CAREER 100-YARD RECEIVING GAMES

Player	Yds.	Rec.	TD	Opp.	Date
Jaylan Sanchez	128	2	0	Colgate	9.9.23
Jaylan Sanchez	158	6	2	NC A&T	10.7.23
Jaylan Sanchez	103	4	1	Stony B.	10.28.23

CAREER 300-YARD PASSING GAMES

Player	Yds.	C-A-I	TD	Opp.	Date
Connor Watkins	310	8-11-0	2	Colgate	9.9.23
Connor Watkins	361	13-19-0	4	Stony B.	10.28.23

CAREER DOUBLE DIGIT TACKLE GAMES

Player	TOT	UA-A	Opp.	Date
Brendan Bell	10	5-5	Towson	11.5.22
Brendan Bell	12	9-3	Delaware	11.19.22
Brendan Bell	14	8-6	UNH	11.4.23
Brendan Bell	12	4-8	Delaware	11.18.23
Jalen Goodman	13	10-3	URI	3.13.21
Jalen Goodman	12	10-2	Holy Cr.	12.3.21
Jalen Goodman	12	5-7	Delaware	11.19.22
Shane Hartzell	15	8-7	Richmond	10.15.22
Shane Hartzell	10	6-4	Delaware	11.19.22
Shane Hartzell	10	4-6	UNH	11.4.23
Shane Hartzell	14	7-7	YSU	12.2.23
Ethan Potter	11	4-7	Maine	10.1.22
Ethan Potter	11	6-5	Richmond	10.15.22
Ty Trinh	12	7-5	UNH	11.4.23

VILLANOVA FOOTBALL GAME NOTES

DEFENSE/SPECIAL TEAMS TOUCHDOWNS (since becoming an FCS member in 1985)

PLAY	TDs
DEFENSE (67)	
Interception Return.....	43
Fumble Return.....	18
Blocked Punt Return.....	5
Blocked Field Goal Return.....	1
SPECIAL TEAMS (17)	
Kick Return.....	15
Punt Return.....	2
TOTAL	84

LONGEST TOUCHDOWNS BY TYPE

Interception Return

100 yards by Rob Rolle on September 17, 2016 vs. Towson

Fumble Return

99 yards by Jaquan Amos on October 7, 2017 vs. Maine

Return of Blocked Punt

33 yards by Ademole Turner on September 21, 1996 vs. Fordham

Return of Blocked Field Goal

73 yards by Craig James on September 28, 2013 vs. Penn

Kick Return

100 yards by Nowoola Awopetu on November 9, 2019 vs. Richmond

Punt Return

66 yards by Poppy Livers on October 20, 2012 vs. Georgia State

DEFENSIVE/SPECIAL TEAMS TDS BY YEAR

DEFENSE	
4	2000, 2016, 2017, 2019
3	2004, 2005, 2007, 2009, 2012, 2013
2	1986 1989, 1991, 1992, 1994, 1996, 1999, 2003, 2008, 2010, 2011, 2014, 2018, 2021
1	1997, 1998, 2001, 2022, 2023
SPECIAL TEAMS	
2	2000, 2010
1	1996, 1997, 1998, 2001, 2002, 2003, 2004, 2007, 2008, 2009, 2012, 2017, 2019

DEFENSIVE/SPECIAL TEAMS TDS BY MONTH

August	3
September	35
October	21
November	22
December	3

DEFENSIVE/SPECIAL TEAMS TDS BY PLAYER

DEFENSIVE TOUCHDOWNS	TDs
Jaquan Amos	4
Jimmy Pitts.....	3
Ronnie Akins	2
Nowoola Awopetu	2
Brian Barajas	2
Eric Loper	2
Rob Rolle	2
Joe Sarnese	2
Jeff Steeb	2
Daryl Stewart.....	2
Danny Abraham.....	1
Darrell Adams	1
TD Ayo-Durojaiye	1
Rodney Badger	1
Christian Benford.....	1
Austin Calitro	1
Clarence Curry	1
Chris Curtis.....	1
John Dempsey	1
Curtis Eller.....	1
Brennan Erbeznik.....	1
Jalen Goodman.....	1
Sean Goodrich	1
Mike Hoffman	1
Brian Hulea	1
Keeling Hunter.....	1
Craig James	1
Gary Johnson	1
Marlon Johnson.....	1
Joe Keating.....	1
Salim Koroma	1
Tanoh Kpassagnon	1
Tim Kukucka	1
DeLonne Kelly	1
Kevin Long.....	1
Jason McMillion	1
Jerry Miles	1
Martel Moody.....	1
Steven Neugebauer.....	1
Osayi Osunde	1
Delmon Robertson	1
Bobby Rosato	1
Dan Silva	1
Kwesi Solomon.....	1
Rich Spugnardi.....	1
Terence Taylor.....	1
Elijah Trent.....	1
Ademole Turner	1
Ray Ventrone	1
Ross Ventrone.....	1
Curtis Waltman	1
Aaron Weems	1
Darrel Young	1
SPECIAL TEAMS TOUCHDOWNS	TDs
Brian Westbrook.....	5
Angelo Babbaro.....	3
Martin Gibson.....	3
Matt Szczur	2
Nowoola Awopetu	1
Poppy Livers.....	1
Taurus Phillips	1
Ademole Turner.....	1

VILLANOVA FOOTBALL GAME NOTES

SINGLE GAME HIGHS

INDIVIDUAL SINGLE GAME HIGHS

Category	No.	Player
Rushes		
Rushing Yards		
Rushing TDs		
Long Rush		
Pass Attempts		
Pass Completions		
Passing Yards		
Passing TDs		
Long Pass		
Receptions		
Receiving Yards		
Receiving TDs		
Long Reception		
Field Goals		
Long Field Goal		
Punts		
Punting Average		
Long Punt		
Punts Inside 20		
Long Punt Return		
Long Kick Return		
Long INT Return		
Long FR Return		
Tackles		
Tackles For Loss		
Sacks		
Interceptions		

OPPONENT SINGLE GAME HIGHS

Category	No.	Player
Rushes		
Rushing Yards		
Rushing TDs		
Long Rush		
Pass Attempts		
Pass Completions		
Passing Yards		
Passing TDs		
Long Pass		
Receptions		
Receiving Yards		
Receiving TDs		
Long Reception		
Field Goals		
Long Field Goal		
Punts		
Punting Average		
Long Punt		
Punts Inside 20		
Long Punt Return		
Long Kick Return		
Long INT Return		
Long FR Return		
Tackles		
Tackles For Loss		
Sacks		
Interceptions		

TEAM SINGLE GAME HIGHS

Category	No.	Villanova
Rushes		
Rushing Yards		
Yards Per Rush		
Rushing TDs		
Pass Attempts		
Pass Completions		
Passing Yards		
Yards Per Pass		
Passing TDs		
Total Plays		
Total Offense		
Yards Per Play		
Points		
First Downs		
Penalties		
Penalty Yards		
Turnovers		
Sacks		
Interceptions		
Punts		
Punting Average		
Third Down Pct.		
Fourth Down Pct.		

OPPONENT SINGLE GAME HIGHS

Category	No.	Opponent
Rushes		
Rushing Yards		
Yards Per Rush		
Rushing TDs		
Pass Attempts		
Pass Completions		
Passing Yards		
Yards Per Pass		
Passing TDs		
Total Plays		
Total Offense		
Yards Per Play		
Points		
First Downs		
Penalties		
Penalty Yards		
Turnovers		
Sacks		
Interceptions		
Punts		
Punting Average		
Third Down Pct.		
Fourth Down Pct.		

VILLANOVA FOOTBALL GAME NOTES

THE LAST TIME VILLANOVA

VILLANOVA	SPAN OF GAMES	LAST TIME	VILLANOVA	SPAN OF GAMES	LAST TIME
Scoring			PASSING		
50-59	35	55 vs. Bucknell (9.11.2021)	300-399 yards	5	361, Connor Watkins vs. Stony Brook (10.28.2023)
60-69	197	63 vs. William & Mary (10.6.2007)	400+ yards	248	460, Brett Gordon vs. Delaware (11.23.2002)
70+	1,202	NEVER	40-49 attempts	34	40, Daniel Smith vs. Richmond (9.18.2021)
<10	15	3 at Towson (11.5.2022)	50+ attempts	218	54, Frank Jankowski vs. Richmond (10.8.2005)
<7	15	3 at Towson (11.5.2022)	25-29 completions	34	26, Daniel Smith vs. Richmond (9.18.2021)
Shutout by	57	0-34 vs. New Hampshire (10.27.2018)	30-39 completions	213	30, Frank Jankowski vs. JMU (11.12.2005)
Shutout by (CAA)	57	0-34 vs. New Hampshire (10.27.2018)	40+ completions	255	40, Brett Gordon vs. JMU (9.28.2002)
Shutout by (home)	57	0-34 vs. New Hampshire (10.27.2018)	3 passing TDs	3	3, Connor Watkins vs. Towson (11.11.2023)
Shutout by (road)	82	0-23 vs. Richmond (10.15.2016)	4 passing TDs	5	4, Connor Watkins vs. Stony Brook (10.28.2023)
Shutout opponent	6	21-0 vs. Elon (10.14.2023)	5 passing TDs	42	5, Daniel Smith vs. Delaware (11.23.2019)
Shutout (home)	6	21-0 vs. Elon (10.14.2023)	6 passing TDs	282	6, Chris Boden vs. Delaware (11.20.1999)
Shutout (road)	27	35-0 at Elon (11.6.2021)	Consecutive 300+	218	3 straight, Frank Jankowski (9.24 - 10.8.2005)
Shutout (CAA)	6	21-0 vs. Elon (10.14.2023)	50-59 yard pass	2	51, Connor Watkins at Delaware (11.18.2023)
Rushing			60-69 yard pass	1	64, Connor Watkins vs. YSU (12.2.2023)
300-399 Yards	22	365 at LIU (9.10.2022)	70-79 yard pass	3	79, Connor Watkins vs. Towson (11.11.2023)
400+ Yards	6	440 vs. Elon (10.14.2023)	80-89 yard pass	21	80, Connor Watkins vs. UAlbany (10.22.2022)
<100 Yards	8	71 at UAlbany (9.30.2023)	90-99 yard pass	61	90, Zach Bednarczyk vs. Bucknell (9.22.2018)
<0 Yards	206	-39 vs. Maine (10.14.2006)	100+ yard pass	1,202	NEVER
Passing			RECEIVING		
300-399 Yards	3	300 vs. Towson (11.11.2023)	100-199 yards	2	Jaaron Hayek (121) at Delaware (11.18.2023)
400-499 Yards	219	418 vs. New Hampshire (10.1.2004)	200+ yards	42	236, Changa Hodge vs. Delaware (11.23.2019)
Total Offense			2 players 100+	11	Pringle (168), Sanchez (128) vs. Colgate (9.9.2023)
500-599 Yards	3	555 vs. Towson (11.11.2023)	3 players 100+	5	Pringle (191), Sanchez (103), Hayek (102) vs. Stony B. (10.28.2023)
600-699 Yards	61	609 vs. Bucknell (9.22.2018)	10 receptions	206	10, Duquesne May vs. Maine (10.14.2006)
700+ Yards	753	706 vs. North Carolina State (11.19.1949)	11 receptions	150	11, Matt Szczur vs. Stephen F.A. (12.4.2.2010)
<200 Yards	15	153 at Towson (11.5.2022)	12-14 receptions	259	12, Brian White vs. Rutgers (8.31.2002)
<100 Yards	388	87 vs. New Hampshire (11.3.1990)	15 receptions	300	15, Brian Westbrook vs. N' eastern (10.10.1998)
30+ first downs	42	30 vs. Delaware (11.23.2019)	16 receptions	304	16, Brian Finneran vs. Y'town State (12.6.1997)
100+ penalty yards	9	12-105 vs. Rhode Island (9.23.2023)	Consecutive 100+	3	3 straight, Rayjuon Pringle (10.28 - 11.11.2023)
2 fumbles lost	13	2 vs. Delaware (11.19.22)	50-59 yard catch	2	51, Jaaron Hayek at Delaware (11.18.2023)
3+ fumbles lost	8	3 at UAlbany (9.30.2023)	60-69 yard catch	1	64, Jaylan Sanchez vs. YSU (12.2.2023)
Scored a safety	3	1 vs. Towson (11.11.2023)	70-79 yard catch	3	69, Rayjuon Pringle vs. Towson (11.11.2023)
Scored two safeties	126	2 vs. James Madison (11.10.2012)	80-89 yard catch	17	80, Rayjuon Pringle vs. UAlbany (10.22.2022)
Allowed a safety	17	1 vs. UAlbany (10.22.2022)	90-99 yard catch	61	90, Josh McGrigg vs. Bucknell (9.22.2018)
Forced 5 TO	36	6 at Lehigh (9.4.2021)	100+ yard catch	1,202	NEVER
Forced 6+ TO	36	6 at Lehigh (9.4.2021)	3 receiving TDs	149	3, Norman White vs. Stephen F.A. (12.4.2010)
Committed 5+ TO	8	5 at UAlbany (9.30.2023)	4 receiving TDs	19	4, Jaaron Hayek vs. Maine (10.1.2022)
4+ interceptions	36	4 at Lehigh (9.4.2021)	5 receiving TDs	545	5, Mike Siani vs. Xavier (10.30.1971)
Forced 2 fumbles	23	2 vs. Lehigh (9.2.2022)	SPECIAL TEAMS		
Forced 3 fumbles	30	3 vs. Rhode Island (10.23.2021)	50+ yard field goal	285	50, Casey Hannon vs. JMU (10.1.1999)
Forced 4+ fumbles	107	4 vs. Rhode Island (10.11.2014)	45-49 yard field goal	0	46, Matthew Mercurio at S. Dak. St. (12.9.2023)
Recovered 2 fumbles	13	2 vs. Delaware (11.19.22)	40-44 yard field goal	4	44, Matthew Mercurio at UNH (11.4.2023)
Recovered 3+ fumbles	30	3 vs. Rhode Island (10.23.2021)	Made 3+ field goals	7	3, Matthew Mercurio at N.C. A&T (10.7.2023)
2+ defensive TDs	56	2 INT returns vs. Richmond (11.3.2018)	Made 7+ PATs	35	7, William Bartel vs. Bucknell (9.11.2021)
Defense/ST TDs	73	2 INT returns/1 PR vs. Lafayette (9.16.2017)	Missed PAT	5	1, Matthew Mercurio vs. Stony Brook (10.28.2023)
Consecutive games non-off. TD	51	3 straight, vs. Colgate/Lehigh/Bucknell (8.24 - 9.14.2019)	70+ yard punt	0	71, Nathan Fondacaro at S. Dak. St. (12.9.2023)
5 total TD's in a game	2	5 at Delaware (11.18.2023)	60-69 yard punt	38	68, Nathan Fondacaro at Maine (4.3.2021)
6 total TD's in a game	1	6 vs. Youngstown State (12.2.2023)	Kickoff return TD	44	100, Nowoola Awopetu vs. Richmond (11.9.2019)
7+ total TD's in a game	5	7 vs. Stony Brook (10.28.2023)	Punt return TD	31	15, TD Ayo-Durojaiye at UAlbany (10.16.2021)
Recovered onside kick	6	at N.C. A&T (10.7.2023)	2+ kick return TD	1,202	NEVER
Defensive 2-point conv.	332	vs. William & Mary (10.28.1995)	Start game kick return TD	43	100, Nowoola Awopetu vs. Richmond (11.9.2019)
Walk-Off Win	17	vs. UAlbany (10.22.2022)	Consecutive games non-off. TD	??	Has not happened since FB reinstated in 1985
RUSHING			2-point conversion	13	Connor Watkins (rush) vs. Delaware (11.19.22)
100-199	2	130, Jalen Jackson at Delaware (11.18.2023)	Blocked a PAT	9	John Rhodan vs. Rhode Island (9.23.2023)
200-299	117	214, John Robertson vs. Maine (10.26.2013)	Blocked a FG	59	Jafonta Johnson vs. Maine (10.6.2018)
300+	1,202	NEVER	Blocked a punt	13	Richie Kimmel vs. Delaware (11.19.22)
2 players 100+	6	Ragland (126), Watkins (125) vs. Elon (10.14.2023)	TD on blocked FG	121	73, Craig James vs. Stony Brook (9.28.2013)
30+ attempts	113	34, John Robertson vs. Syracuse (8.29.2014)	TD on blocked punt	30	TD Ayo-Durojaiye at UAlbany (10.16.2021)
Consecutive 100+	16	3 straight, TD Ayo-Durojaiye (10.15 - 10.29.2022)	DEFENSE		
Consecutive 200+	117	2 straight, John Robertson (10.19 - 10.26.2013)	10-14 tackles	0	12, Danny Abraham at S. Dak. St. (12.9.2023)
50-59 yard rush	2	55, Jalen Jackson at Delaware (11.18.2023)	15-19 tackles	18	15, Shane Hartzell at Richmond (10.15.2022)
60-69 yard rush	9	63, TD Ayo-Durojaiye vs. URI (9.23.2023)	20+ tackles	24	21, Forrest Rhyne vs. S. Dakota St. (12.11.2021)
70-79 yard rush	17	75, Connor Watkins vs. Hampton (10.29.2022)	5+ TFL	186	5.5, Greg Miller vs. Richmond (9.27.2008)
80-89 yard rush	27	83, Justin Covington vs. Stony Brook (11.13.2021)	3+ sacks	81	3.5, Ed Shockley vs. UAlbany (10.22.2016)
90-99 yard rush	404	90, Mike Jones vs. Columbia (9.23.1989)	2+ interceptions	35	Christian Benford vs. Bucknell (9.11.2021)
100+ yard rush	1,139	110, John Powers vs. Fordham (10.15.1902)	3+ fumble recoveries	231	3, Darrell Adams vs. James Madison (9.17.2004)
3 rushing TDs	6	3, TD Ayo-Durojaiye vs. Elon (10.14.2023)	2 fumble recoveries	56	2, Chucky Smith vs. Richmond (10.3.2018)
4 rushing TDs	38	4, Justin Covington at Maine (4.3.2021)	INT return TD	2	1, Danny Abraham at Delaware (11.18.2023)
			2 INT return TDs	56	Nowoola Awopetu vs. Richmond (11.3.2018)
			Fumble return TD	70	Jaquan Amos vs. Maine (10.7.2017)

VILLANOVA FOOTBALL GAME NOTES

THE LAST TIME THE OPPONENT

OPPONENT	SPAN OF GAMES	LAST TIME	OPPONENT	SPAN OF GAMES	LAST TIME
Scoring			RECEIVING		
50-59	228	51 by New Hampshire (10.2.2004)	100-199 yards	1	105 by Max Tomczask, YSU (12.2.2023)
60-69	1,018	62 by Army (11.15.1919)	200+ yards	69	205 by Korteze Weeks, Elon (10.28.2017)
70-79	1,067	71 by Penn State (11.9.1912)	3 players 100+	41	Turner (173), Schwebel (119), Conner (102), SELA (11.30.2019)
80+	804	83 by Army (11.4.1944)	2 players 100+	33	Washington (148), Dotson (117), Penn State (9.25.2021)
<10	2	7 by Delaware (11.18.2023)	10+ receptions	4	10 by Dylan Laube, UNH (11.4.2023)
<7	6	0 by Elon (10.14.2023)	50-59 yard catch	10	58 by Kobe Hudson (9.16.2023)
Rushing			60-69 yard catch	33	67 by Parker Washington, Penn State (9.25.2021)
300+ Yards	15	371 by William & Mary (11.12.2022)	70-79 yard catch	60	76 by Shane Leatherbury, Towson (9.15.2018)
400+ Yards	32	472 by Army West Point (9.17.2022)	80-89 yard catch	31	83 by KeAndre Lambert-Smith, Penn State (9.25.2021)
<100 Yards	1	82 by Youngstown State (12.2.2023)	90-99 yard catch	163	98 by Cameron Dohse, W&M (12.11.2009)
<0 Yards	35	-12 by Lehigh (9.4.2021)	100+ yard catch	1,202	NEVER
Passing			3+ touchdowns	219	3 by David Ball, UNH (10.1.2005)
300-399 Yards	10	349 by UCF (9.16.2023)	SPECIAL TEAMS		
400-499 Yards	33	429 by Penn State (9.25.2021)	50+ yard field goal	59	52 by Kenny Doak, Maine (10.6.2018)
500-599 Yards	41	508 by Southeastern La. (11.30.2019)	40-49 yard field goal	0	42 by Hunter Dustman, S. Dak. St. (12.9.2023)
Total Offense			Made 3 field goals	46	3 by Nick Courtney, Stony B. (10.26.19)
500-599 Yards	14	582 William & Mary (11.12.2022)	Made 4+ field goals	137	4 by Sean Baner, Delaware (11.19.2011)
600-699 Yards	10	600 by UCF (9.16.2023)	Made 7+ PATs	20	7 by Vincenzo Rea, Monmouth (9.24.2022)
700+ Yards	410	708 by New Hampshire (11.5.1988)	Missed PAT	9	1 by Ty Groff (blocked), URI (9.23.2023)
<200 Yards	7	172 by N.C. A&T (10.7.2023)	70+ yard punt	14	75 by Ben Dinkel, Delaware (11.19.2022)
<100 Yards	6	99 by Elon (10.14.2023)	60-69 yard punt	6	61 by Kyle Romenick, Elon (10.14.2023)
30+ first downs	10	31 by UCF (9.16.2023)	Kickoff return TD	7	94 by Taymon Cooke, N.C. A&T (10.7.2023)
100+ penalty yards	17	115 by UAlbany (10.22.2022)	Punt return TD	0	45 by Matthew Durrance, S. D. St. (12.9.2023)
2 fumbles lost	13	2 by Delaware (11.19.2022)	2 Punt Return TDs	58	89/81 by D'Angelo Amos, JMU (10.13.2018)
3+ fumbles lost	30	3 by Rhode Island (10.23.2021)	2+ kick return TD	??	Believed to be never based on available data
Scored a safety	17	1 by UAlbany (10.22.2022)	Start game kick return TD	89	98 by Brandon Ravenel, JMU (11.21.2015)
4+ interceptions	29	4 by William & Mary (10.30.2021)	Recovered onside kick	4	New Hampshire (11.4.2023)
Forced 2 fumbles	22	2 by South Dakota State (12.11.2021)	2-point conversion	1	Bryce Oliver, Youngstown St. (12.2.2023)
Forced 3 fumbles	7	3 by North Carolina A&T (10.7.2023)	Blocked a PAT	5	Jalen Hoyle, Stony Brook (10.28.2023)
Forced 4+ fumbles	8	5 by UAlbany (9.30.2023)	Blocked a FG	46	D'Angelo Amos, JMU (10.12.2019)
2 non-offensive TDs	60	2 punt returns by JMU (10.13.2018)	Blocked a punt	0	Matthew Durrance, S. Dak. St. (12.9.2023)
2 defensive TDs	89	2 (IR/FR) by JMU (11.21.2015)	TD on blocked FG	64	74 by Kimere Brown, Temple (9.1.2018)
Defense/ST TDs	89	3 (KOR/IR/FR) by JMU (11.21.2015)	TD on blocked punt	0	45 by Matthew Durrance, S. D. St. (12.9.2023)
Offense/ST TDs	89	2 by Brandon Ravenel (KOR, receiving), JMU (11.21.2015)	DEFENSE		
3+ TD's in a game	21	3 by Tyhier Tyler, Army West Point (9.17.2022)	10-14 tackles	0	11 by Adam Bock, S. Dakota St. (12.9.2023)
RUSHING			15+ tackles	21	15 by Antwan Spencer, LIU (9.10.2022)
100-199	0	192 by Isaiah Davis, S. Dak. St. (12.9.2023)	5+ TFL	45	5.0 by John Daka, JMU (10.12.2019)
200-299	20	211 by Jaden Shirden, Monmouth (9.24.2022)	3+ sacks	8	3.0 by A.J. Simon, UAlbany (9.30.2023)
300+	1,202	NEVER	2+ interceptions	21	3 by Victor Nelson Jr., LIU (9.10.2022)
2 players 100+	125	Maysonet (160), Coker (107), Stony B. (11.24.2012)	3 interceptions	21	3 by Victor Nelson Jr., LIU (9.10.2022)
30+ attempts	79	33 by Khalid Abdullah, JMU (11.12.2016)	2+ fumble recoveries	29	2 by Semaj Brown, UAlbany (10.16.2021)
50-59 yard rush	14	55 by Darius Wilson, W&M (11.12.2022)	INT return TD	45	MJ Hampton, JMU (10.12.2019)
60-69 yard rush	0	66 by Isaiah Davis, S. Dak. St. (12.9.2023)	Fumble return TD	60	Troy Vincent, Towson (9.15.2018)
70-79 yard rush	3	75 by Chris Watkins, Towson (11.11.2023)			
80-89 yard rush	216	85 by Jayson Davis, URI (10.22.2005)			
90+ yard rush	238	95 by Wendall Williams, URI (10.11.2003)			
3 rushing TDs	21	3 by Tyhier Tyler, Army West Point (9.17.2022)			
4 rushing TDs	39	4 by Kevin Brown Jr., URI (3.13.2021)			
PASSING					
300-399 yards	10	321 by Timmy McClain, UCF (9.16.2023)			
400-499 yards	33	401 by Sean Clifford, Penn St. (9.25.2021)			
500+ yards	268	538 by Ricky Santos, UNH (10.2.2004)			
40-49 attempts	1	44 by Mitch Davidson, YSU (12.2.2023)			
50+ attempts	13	59 by Nolan Henderson, Delaware (11.19.2022)			
30-39 completions	13	37 by Nolan Henderson, Delaware (11.19.2022)			
40+ completions	166	42 by Pat Devlin, Delaware (11.21.2009)			
3 passing TDs	1	3 by Mitch Davidson, YSU (12.2.2023)			
4 passing TDs	33	4 by Sean Clifford, Penn State (9.25.2021)			
5 passing TDs	188	5 by Pat White, West Virginia (8.30.2008)			
6 passing TDs	228	6 by Ricky Santos, UNH (10.2.2004)			
50-59 yard pass	10	58 by Timmy McClain, UCF (9.16.2023)			
60-69 yard pass	33	67 by Sean Clifford, Penn State (9.25.2021)			
70-79 yard pass	61	76 by Tom Flacco, Towson (9.15.2018)			
80-89 yard pass	33	83 by Sean Clifford, Penn State (9.25.2021)			
90-99 yard pass	163	98 by R.J. Archer, W&M (12.11.2009)			
100+ yard pass	1,202	NEVER			

VILLANOVA FOOTBALL GAME NOTES

CAREER HIGHS

TEMI AJIROTUTU

Tackles 1 at UCF (9.16.23)

BRENDAN BELL

All-Purpose Yards 17 at New Hampshire (11.4.23)
Interceptions 1 at New Hampshire (11.4.23)
Long INT Return 17 at New Hampshire (11.4.23)
Punt Returns 1 at UAlbany (10.16.21)
Punt Return Yards 28 at UAlbany (10.16.21)
Long Punt Return 28 at UAlbany (10.16.21)
Tackles 14 at New Hampshire (11.4.23)
Tackles For Loss 3.0 vs. Delaware (11.19.22)
Sacks 1.0 vs. Rhode Island (9.23.23)
1.0 at Delaware (11.18.23)

Pass Breakups 1, 5x
Forced Fumbles 1 at New Hampshire (11.4.23)
1 at South Dakota St. (12.9.23)
Fumble Recoveries 1 at LIU (9.10.22)
Quarterback Hurries 3 vs. Youngstown St. (12.2.23)
Blocked Kicks (Punt) 1 at UAlbany (10.16.21)

MICHAEL BENINCASA

Rush Attempts 1 at Juniata (10.15.22)
Rushing Yards 8 at Juniata (10.15.22)
Long Rush 8 at Juniata (10.15.22)
Pass Attempts 1 at McDaniel (9.17.22)
Total Offense - Plays 1 at McDaniel (9.17.22)
1 at Juniata (10.15.22)
Total Offense - Yards 8 at Juniata (10.15.22)
All-Purpose Yards 8 at Juniata (10.15.22)

ETHAN CARR

Pass Attempts 1 at William & Mary (11.12.22)
Total Offense - Plays 1 at W&M (11.12.22)

LUKE DALY

Receptions 1 vs. Stony Brook (10.28.23)
1 at New Hampshire (11.4.23)
1 vs. Youngstown St. (12.2.23)
Receiving Yards 45 vs. Youngstown St. (12.2.23)
Long Reception 45 vs. Youngstown St. (12.2.23)
All-Purpose Yards 45 vs. Youngstown St. (12.2.23)

ZAHMIR DAWUD

Tackles 2 vs. Stony Brook (10.28.23)
Pass Breakups 1 vs. Stony Brook (10.28.23)

TIMMY FURGESON

Tackles 8 at Army West Point (9.17.22)
Tackles For Loss 1.0 vs. Rhode Island (3.13.21)
1.0 at Maine (4.3.21)
Sacks 1.0 vs. Rhode Island (3.13.21)
1.0 at Maine (4.3.21)
Forced Fumbles 1 at Maine (4.3.21)
Fumble Recoveries 1 vs. Monmouth (9.24.22)
Quarterback Hurries 1 vs. Bucknell (9.11.21)

ETHAN GETTMAN

Points 13 vs. Campbell (11.5.22)
Points by Kicking 13 vs. Campbell (11.5.22)
PATs Made 8 vs. Southern Conn. St. (10.8.22)
PATs Attempted 8 vs. Southern Conn. St. (10.8.22)
Field Goals Made 3 vs. Char. So. (10.15.22)
3 vs. Campbell (11.5.22)
3 at Princeton (9.23.23)
Field Goals Attempted 4 vs. Char. So. (10.15.22)
Long Field Goal 56 vs. Campbell (11.5.22)
Rush Attempts 1 at UNLV (9.2.23)
Rushing Yards -23 at UNLV (9.2.23)
Total Offense — Plays 1 at UNLV (9.2.23)
Total Offense — Yards -23 at UNLV (9.2.23)
Punts 6 at Akron (9.18.21)
Punting Yards 206 vs. Rhode Island (9.10.22)
Long Punt 82 vs. Saint Francis (Pa.) (10.16.21)
Kickoffs 9 vs. Southern Conn. St. (10.8.22)
9 vs. Campbell (11.5.22)
Kickoff Yards 578 vs. Southern Conn. St. (10.8.22)
Kickoff Average 65.7 (7 KO) at Holy Cross (11.12.22)
Touchbacks 7 vs. Southern Conn. St. (10.8.22)

JULIAN GLANTZ

Rush Attempts 2 vs. Stony Brook (10.28.23)
Rushing Yards 9 at Maine (10.1.22)
Long Rush 9 at Maine (10.1.22)
Receptions 1 vs. Stony Brook (10.28.23)
Receiving Yards -3 vs. Stony Brook (10.28.23)
Long Reception -3 vs. Stony Brook (10.28.23)
Total Offense - Plays 2 vs. Stony Brook (10.28.23)
Total Offense 9 at Maine (10.1.22)
All-Purpose Yards 9 at Maine (10.1.22)
Tackles 1 at N.C. A&T (10.7.23)
1 vs. Elon (10.14.23)
1 vs. Stony Brook (10.28.23)

JALEN GOODMAN

Points 6 at Maine (10.1.22)
Touchdowns 6 at Maine (10.1.22)
All-Purpose Yards 81 vs. Rhode Island (9.23.23)
Interceptions 1 at Maine (10.1.22)
1 vs. Rhode Island (9.23.23)
Long INT Return 81 vs. Rhode Island (9.23.23)
INT Return TDs 1 at Maine (10.1.22)
Tackles 13 vs. Rhode Island (3.13.21)
Tackles For Loss 1.5 vs. Bucknell (9.11.21)
Forced Fumbles 1 at Maine (4.3.21)
1 vs. Monmouth (9.24.22)
Fumble Recoveries 1 vs. Rhode Island (9.23.23)
1 at South Dakota State (12.9.23)
Pass Breakups 2 at Southeastern La. (11.30.19)
Quarterback Hurries 1 at Elon (11.6.21)

JASON HALL

Kickoff Returns 1 vs. Towson (11.11.23)
Kickoff Return Yards 0 vs. Towson (11.11.23)
Long Kickoff Return 0 vs. Towson (11.11.23)

SHANE HARTZELL

All-Purpose Yards 19 at New Hampshire (11.4.23)
Interceptions 1 at New Hampshire (11.4.23)
Long INT Return 19 at New Hampshire (11.4.23)
Tackles 15 at Richmond (10.15.22)
Tackles For Loss 2.0 at Richmond (10.15.22)
2.0 vs. Delaware (11.19.22)
Sacks 1.0, 7x
Forced Fumbles 1 at LIU (9.10.22)
Pass Breakups 1 at UAlbany (9.30.23)
1 at Delaware (11.18.23)
Quarterback Hurries 1 vs. Youngstown St. (12.2.23)
3 vs. Youngstown St. (12.2.23)

NATE HILL

Receptions 1 vs. Rhode Island (9.23.23)
Receiving Yards 6 vs. Rhode Island (9.23.23)
Long Reception 6 vs. Rhode Island (9.23.23)
All-Purpose Yards 6 vs. Rhode Island (9.23.23)

AYDEN HOWARD

Tackles 4 at Lehigh (9.2.23)
Tackles For Loss 1.5 at Lehigh (9.2.23)
Sacks 0.5 at Lehigh (9.2.23)
0.5 at New Hampshire (11.4.23)
0.5 vs. Youngstown State (12.2.23)
Pass Breakups 1 vs. Towson (11.11.23)
Quarterback Hurries 1 vs. UAlbany (10.22.22)

TURNER INGE

Tackles 5 vs. Rhode Island (9.23.23)
Tackles For Loss 2.0 vs. Rhode Island (9.23.23)
Sacks 1.0 vs. Stony Brook (10.28.23)

ANTONIO JOHNSON

Points 6 vs. Colgate (9.9.23)
Touchdowns 1 vs. Colgate (9.9.23)
Receptions 2 at Lehigh (9.2.23)
2 vs. Elon (10.14.23)
2 vs. Youngstown St. (12.2.23)
Receiving Yards 40 vs. Youngstown St. (12.2.23)
Receiving Touchdowns 1 vs. Colgate (9.9.23)
Long Reception 34 vs. Youngstown St. (12.2.23)
All-Purpose Yards 40 vs. Youngstown St. (12.2.23)
Tackles 1 at UCF (9.16.23)

COLIN KENNEDY

Tackles 3 vs. Stony Brook (10.28.23)

MIKE KENNEDY

Tackles 1 at UCF (9.16.23)

RICHIE KIMMEL

Punt Returns 1 vs. Delaware (11.19.22)
Punt Return Yards 16 vs. Delaware (11.19.22)
Long Punt Return 16 vs. Delaware (11.19.22)
All-Purpose Yards 16 vs. Delaware (11.19.22)
Tackles 5 at New Hampshire (11.4.23)
Tackles For Loss 1.5 at New Hampshire (11.4.23)
Fumble Recoveries 1 at Lehigh (9.2.23)
Pass Breakups 1 vs. Rhode Island (9.23.23)
Quarterback Hurries 1 at Maine (10.1.22)
1 vs. Rhode Island (9.23.23)
Blocked Kicks (Punt) 1 vs. Delaware (11.19.22)

VILLANOVA FOOTBALL GAME NOTES

CAREER HIGHS

DALE LAW

Tackles 1 at Lehigh (9.2.23)
1 vs. Stony Brook (10.28.23)

DANIEL LOPES

Points 6 at William & Mary (11.12.22)
Touchdowns 1 at William & Mary (11.12.22)
Receptions 2 at William & Mary (11.12.22)
2 vs. Delaware (11.19.22)
2 at UCF (9.16.23)
Receiving Yards 42 at William & Mary (11.12.22)
Receiving Touchdowns 1 at W&M (11.12.22)
Long Reception 39 at William & Mary (11.12.22)
All-Purpose Yards 39 at William & Mary (11.12.22)
Tackles 1 at Lehigh (9.2.23)

JABRIEL MACE

Rush Attempts 13 vs. Towson (11.11.23)
Rushing Yards 76 vs. Towson (11.11.23)
Long Rush 28 vs. Towson (11.11.23)
Receptions 1 vs. Towson (11.11.23)
Receiving Yards 1 vs. Towson (11.11.23)
Long Reception 1 vs. Towson (11.11.23)
Total Offense - Plays 13 vs. Towson (11.11.23)
Total Offense - Yards vs. Towson (11.11.23)
All-Purpose Yards 77 vs. Towson (11.11.23)

TANNER MADDOCKS

Rush Attempts 2 vs. Rhode Island (9.23.23)
Rushing Yards 12 vs. Stony Brook (10.28.23)
Long Rush 12 vs. Stony Brook (10.28.23)
Pass Attempts 4 vs. Stony Brook (10.28.23)
Pass Completions 4 vs. Stony Brook (10.28.23)
Passing Yards 37 vs. Stony Brook (10.28.23)
Long Pass 40 vs. Stony Brook (10.28.23)
Total Offense - Plays 5 vs. Stony Brook (10.28.23)
Total Offense - Yards 49 vs. Stony Brook (10.28.23)
All-Purpose Yards 12 vs. Stony Brook (10.28.23)

CAPRI MARTIN

Tackles 5 vs. Stony Brook (10.28.23)
Tackles For Loss 0.5 vs. Stony Brook (10.28.23)
Quarterback Hurries 1 vs. Colgate (9.9.23)

KENYON MILES

Receptions 1 at UAlbany (9.30.23)
Receiving Yards 20 at UAlbany (9.30.23)
Long Reception 20 at UAlbany (9.30.23)
All-Purpose Yards 20 at UAlbany (9.30.23)

TYRELL MIMS

All-Purpose Yards 0 at LIU (9.10.22)
0 vs. UAlbany (10.22.22)
0 at Lehigh (9.2.23)
Interceptions 1 at LIU (9.10.22)
1 vs. UAlbany (10.22.22)
1 at Lehigh (9.2.23)
Long INT Return 0 at LIU (9.10.22)
0 vs. UAlbany (10.22.22)
0 at Lehigh (9.2.23)
Tackles 6 vs. Richmond (10.15.22)
6 at Lehigh (9.2.23)
6 vs. Stony Brook (10.28.23)
Tackles For Loss 1, 4x
Sacks 1.0 at N.C. A&T (10.7.23)
Fumble Recoveries 1 at Army West Point (9.17.22)
1 at Towson (11.5.22)
Pass Breakups 2 vs. UAlbany (10.22.22)
2 vs. Delaware (11.19.22)
Quarterback Hurries 1 at LIU (9.10.22)
Blocked Kicks (Punt) 1 vs. William & Mary (10.30.21)

KALEB MOODY

Points 6 at Columbia (11.4.23)
Touchdowns 1 at Columbia (11.4.23)
Punt Returns 1 at Columbia (11.4.23)
Punt Return Yards 24 at Columbia (11.4.23)
Long Punt Return 10 at Columbia (11.4.23)
Interceptions 2 at Columbia (11.4.23)
Long INT Return 0 at Columbia (11.4.23)
All Purpose Yards 24 at Columbia (11.4.23)
Tackles 10 vs. Brown (9.22.23)
Tackles For Loss 1.5 vs. Dartmouth (10.28.23)
Sacks 1.0 at Dartmouth (10.28.23)
Forced Fumbles 1 vs. Dartmouth (10.28.23)
Pass Breakups 2 vs. St. Thomas (Minn.) (9.16.23)
2 vs. Penn (11.11.23)
Blocked Kicks (Punt) 2 vs. Merrimack (9.16.22)

JAMES MOTT

Pass Attempts 3 at Lehigh (9.2.23)
Pass Completions 2 at Lehigh (9.2.23)
Passing Yards 9 at Lehigh (9.2.23)
Long Pass 6 at Lehigh (9.2.23)
Total Offense - Plays 3 at Lehigh (9.2.23)
Total Offense - Yards 9 at Lehigh (9.2.23)

DANIEL MUELLER

Kickoffs 1 at Lehigh (9.2.23)
Kickoff Yards 53 at Lehigh (9.2.23)
Kickoff Average 53.0 at Lehigh (9.2.23)

JORDAN NELSON

All-Purpose Yards 0 at Delaware (11.18.23)
Interceptions 1 at Delaware (11.18.23)
Long INT Return 0 at Delaware (11.18.23)
Tackles 4 vs. Stony Brook (10.28.23)
Tackles For Loss 1.0 at Lehigh (9.2.23)
Pass Breakups 1 vs. Towson (11.11.23)
Quarterback Hurries 2 vs. Lehigh (9.2.22)

OBINNA NWOBODO

Tackles 2 at UAlbany (9.30.23)
2 vs. Towson (11.11.23)
Tackles For Loss 1.0 at Delaware (11.18.23)
Quarterback Hurries 1 vs. Colgate (9.9.23)

JOSH OLUREMI

Tackles 1, 7x

CHANDON PIERRE

Tackles 5 at South Dakota (10.9.21)
Tackles For Loss 1.0, 7x
Sacks 1.0 vs. Southern Illinois (2.20.21)
1.0 at UAlbany (9.30.23)
1.0 at N.C. A&T (10.7.23)
Forced Fumbles 1 vs. Southern Illinois (2.20.21)
Quarterback Hurries 1 vs. Missouri State (4.24.21)

ETHAN POTTER

Kick Returns 1 vs. Delaware (11.19.22)
Kick Return Yards 24 vs. Delaware (11.19.22)
Long Kick Return 24 vs. Delaware (11.19.22)
All-Purpose Yards 1 vs. Holy Cross (12.3.21)
Interceptions 1 vs. Holy Cross (12.3.21)
Long INT Return 1 vs. Holy Cross (12.3.21)
Tackles 11 at Maine (10.1.22)
11 at Richmond (10.15.22)
Tackles For Loss 2.5 at Richmond (10.15.22)
Sacks 0.5 at Richmond (10.15.22)
Pass Breakups 1, 7x
Forced Fumbles 1 at Towson (11.5.22)
Fumble Recoveries 1 vs. Rhode Island (10.23.21)
Quarterback Hurries 1 vs. Stony Brook (11.13.21)
1 vs. UAlbany (10.22.22)
1 at UAlbany (9.30.23)

ISAIAH RAGLAND

Rush Attempts 15 vs. Elon (10.14.2023)
Rushing Yards 126 vs. Elon (10.14.2023)
Long Rush 28 vs. Elon (10.14.2023)
Total Offense - Plays 15 vs. Elon (10.14.2023)
Total Offense - Yards 126 vs. Elon (10.14.2023)
All-Purpose Yards 126 vs. Elon (10.14.2023)

GARRETT ROGAN

Tackles 1 vs. Stony Brook (10.28.23)

JAYLAN SANCHEZ

Points 12 at N.C. A&T (10.7.23)
Touchdowns 2 at N.C. A&T (10.7.23)
Rush Attempts 1 at William & Mary (11.12.22)
Rushing Yards -9 at William & Mary (11.12.22)
Long Rush -9 at William & Mary (11.12.22)
Receptions 6 at N.C. A&T (10.7.23)
Receiving Yards 158 at N.C. A&T (10.7.23)
Receiving Touchdowns 2 at N.C. A&T (10.7.23)
Long Reception 68 vs. Colgate (9.9.23)
Kickoff Returns 2 at William & Mary (11.12.22)
Kickoff Return Yards 39 at W&M (11.12.22)
Long Kickoff Return 30 vs. Hampton (10.29.22)
Total Offense - Plays 1 at W&M (11.12.22)
Total Offense -9 at William & Mary (11.12.22)
All-Purpose Yards 157 at N.C. A&T (10.7.23)

VILLANOVA FOOTBALL GAME NOTES

CAREER HIGHS

CHRISTIAN SAPP

All-Purpose Yards 0 at New Hampshire (11.4.23)
 Interceptions 1 at New Hampshire (11.4.23)
 1 vs. Youngstown State (12.2.23)
 Long INT Return 0 at New Hampshire (11.4.23)
 0 vs. Youngstown State (12.2.23)
 Tackles 5 at Army West Point (9.17.22)
 Tackles For Loss 1.0, 4x
 Pass Breakups 1 vs. Hampton (10.29.22)
 Forced Fumbles 1 at UCF (9.16.23)

CHUCK SMITH

Tackles 8 at The Citadel (11.13.21)
 Tackles For Loss 1.5 at VMI (9.23.23)
 1.5 vs. Samford (10.7.23)
 Sacks 1.5 vs. Samford (10.7.23)
 Pass Breakups 1 vs. Presbyterian (9.16.23)
 Forced Fumbles 1 at VMI (9.25.21)
 1 vs. Mercer (10.1.22)
 1 at Furman (11.19.22)
 Fumble Recoveries 1 vs. Kennesaw State (9.18.21)
 1 at VMI (9.25.21)
 Quarterback Hurries 2 vs. Presbyterian (9.16.23)
 2 vs. Furman (11.18.23)

DEVIN SMITH

Points 6 at Campbell (10.1.22)
 6 vs. Morgan State (10.13.22)
 6 vs. Norfolk State (11.4.23)
 Touchdowns 2 at Campbell (10.1.22)
 2 vs. Morgan State (10.13.22)
 2 vs. Norfolk State (11.4.23)
 Rush Attempts 1 at Howard (11.13.21)
 1 vs. Delaware State (11.20.21)
 1 at N.C. A&T (9.9.23)
 Rushing Yards 5 at N.C. A&T (9.9.23)
 Long Rush 5 at North Carolina (9.9.23)
 Receptions 6 at New Hampshire (9.17.22)
 6 at Richmond (11.25.23)
 Receiving Yards 202 at Richmond (11.25.23)
 Long Reception 91 at Richmond (11.25.23)
 Receiving Touchdowns 2 at Campbell (10.1.22)
 2 vs. Morgan State (10.13.22)
 2 vs. Norfolk State (11.4.23)
 Total Offense — Plays 1 at Howard (11.13.21)
 1 vs. Delaware State (11.20.21)
 1 at N.C. A&T (9.9.23)
 Total Offense — Yards 5 at N.C. A&T (9.9.23)
 Kick Returns 3 at Campbell (10.1.22)
 3 at South Carolina State (10.22.22)
 Kick Return Yards 61 at S. Carolina St. (10.22.22)
 Long Kick Return 30 at Howard (11.11.23)
 All-Purpose Yards 220 at Richmond (11.25.23)
 Tackles 1 vs. Winston-Salem (9.18.21)
 1 at South Carolina State (10.22.22)

ELI SMITH

Rush Attempts 7 at Maine (10.1.22)
 7 at William & Mary (11.12.22)
 Rushing Yards 48 at William & Mary (11.12.22)
 Long Rush 18 at William & Mary (11.12.22)
 Receptions 1 at William & Mary (11.12.22)
 Receiving Yards 2 at William & Mary (11.12.22)
 Long Reception 2 at William & Mary (11.12.22)
 All-Purpose Yards 50 at William & Mary (11.12.22)

JR STRAUSS

Tackles 2 vs. Stony Brook (10.28.23)
 Tackles For Loss 1.0 at N.C. A&T (10.7.23)

TY TRINH

All-Purpose Yards 18 at Lehigh (9.2.23)
 Interceptions 1 at Delaware (11.20.21)
 1 at Lehigh (9.2.23)
 Long INT Return 18 at Lehigh (9.2.23)
 Tackles 12 at New Hampshire (11.4.23)
 Tackles For Loss 2.0 at N.C. A&T (10.7.23)
 Pass Breakups 2 at UAlbany (9.30.23)
 2 vs. Elon (10.14.23)
 Quarterback Hurries 1 at UAlbany (9.30.23)
 1 at Delaware (11.20.21)
 Forced Fumbles 1 vs. Lehigh (9.2.22)
 1 vs. Delaware (11.19.22)
 Fumble Recoveries 1 vs. Delaware (11.19.22)

STEPHANE VOLTAIRE

Tackles 1 at New Hampshire (11.4.23)

CONNOR WATKINS

Points 18 vs. Rhode Island (9.23.23)
 Touchdowns 3 vs. Rhode Island (9.23.23)
 Rush Attempts 13 vs. Elon (10.14.2023)
 13 at South Dakota State (12.9.2023)
 Rushing Yards 130 vs. Hampton (10.29.22)
 Rushing Touchdowns 3 vs. Rhode Island (9.23.23)
 Long Rush 75 vs. Hampton (10.29.22)
 Pass Attempts 31 vs. Hampton (10.29.22)
 31 at UAlbany (9.30.23)
 Pass Completions 18 vs. UAlbany (10.22.22)
 Passing Yards 361 vs. Stony Brook (10.28.23)
 Passing TDs 4 at Maine (10.1.22)
 4 vs. Stony Brook (10.28.23)
 Long Pass 83 at Maine (10.1.22)
 Total Offense - Plays 43 at UAlbany (9.30.23)
 Total Offense 395 vs. Stony Brook (10.28.23)
 All-Purpose Yards 130 vs. Hampton (10.29.22)
 Punts 8 at Penn State (9.25.21)
 Punting Yards 277 at Penn State (9.25.21)
 Long Punt 50 at James Madison (10.9.21)

ISAS WAXTER

All-Purpose Yards 0 vs. Colgate (9.9.23)
 0 at Delaware (11.18.23)
 Tackles 7 vs. Delaware (11.23.19)
 Tackles For Loss 1.0, 4x
 Sacks 1.0 at Lehigh (9.4.21)
 Interceptions 1 vs. Colgate (9.9.23)
 1 at Delaware (11.18.23)
 1 vs. Youngstown State (12.2.23)
 Long INT Return 0 vs. Colgate (9.9.23)
 0 at Delaware (11.18.23)
 0 vs. Youngstown State (12.2.23)
 Pass Breakups 2 vs. Colgate (9.9.23)
 Quarterback Hurries 1 at Lehigh (9.2.23)

JAYVONT WILLIAMS

Tackles 1 at South Dakota State (12.9.23)

ISAIAH WRIGHT

Points 6 vs. Stony Brook (10.28.23)
 Touchdowns 1 vs. Stony Brook (10.28.23)
 Rush Attempts 4 vs. Stony Brook (10.28.23)
 Rushing Yards 8 at Lehigh (9.2.23)
 Rushing Touchdowns 1 vs. Stony Brook (10.28.23)
 Long Rush 4 at Lehigh (9.2.23)
 4 vs. Stony Brook (10.28.23)
 Total Offense — Plays 4 vs. Stony Brook (10.28.23)
 Total Offense — Yards 8 at Lehigh (9.2.23)
 All-Purpose Yards 8 at Lehigh (9.2.23)

ION WYATT

Tackles 2 vs. Lehigh (9.2.22)
 2 at UCF (9.16.23)
 Pass Breakups 1 at Lehigh (9.2.23)
 1 vs. Stony Brook (10.28.23)