



# 2024 CAA Football

Week 1 Notes | CAAFootball.com | @CAAFootball | #CAAFB | YouTube.com/caafootball  
Rob Washburn | CAA Senior Associate Commissioner | 804.229.4796 | rwashburn@caasports.com

TEAMS	-----CONFERENCE-----				-----OVERALL-----				Home	Away	Neutral	Streak
	W-L	Pct.	PF	PA	W-L	Pct.	PF	PA				
UAlbany	0-0	.000	0	0	0-0	.000	0	0	0-0	0-0	0-0	
Bryant	0-0	.000	0	0	0-0	.000	0	0	0-0	0-0	0-0	
Campbell	0-0	.000	0	0	0-0	.000	0	0	0-0	0-0	0-0	
Delaware	0-0	.000	0	0	0-0	.000	0	0	0-0	0-0	0-0	
Elon	0-0	.000	0	0	0-0	.000	0	0	0-0	0-0	0-0	
Hampton	0-0	.000	0	0	0-0	.000	0	0	0-0	0-0	0-0	
Maine	0-0	.000	0	0	0-0	.000	0	0	0-0	0-0	0-0	
Monmouth	0-0	.000	0	0	0-0	.000	0	0	0-0	0-0	0-0	
New Hampshire	0-0	.000	0	0	0-0	.000	0	0	0-0	0-0	0-0	
North Carolina A&T	0-0	.000	0	0	0-0	.000	0	0	0-0	0-0	0-0	
Rhode Island	0-0	.000	0	0	0-0	.000	0	0	0-0	0-0	0-0	
Richmond	0-0	.000	0	0	0-0	.000	0	0	0-0	0-0	0-0	
Stony Brook	0-0	.000	0	0	0-0	.000	0	0	0-0	0-0	0-0	
Towson	0-0	.000	0	0	0-0	.000	0	0	0-0	0-0	0-0	
Villanova	0-0	.000	0	0	0-0	.000	0	0	0-0	0-0	0-0	
William & Mary	0-0	.000	0	0	0-0	.000	0	0	0-0	0-0	0-0	

## CAA FOOTBALL PRESEASON AWARDS



### Preseason Offensive Player of the Year Connor Watkins | QB | Villanova

Watkins passed for 2,681 yards and 20 touch-downs and added 378 yards and a team-high 10 TD's on the ground to help lead Villanova to a 10-3 record and a share of the CAA title in 2023. He ranked second in FCS with 17.6 yards per completion after connecting on 19 passes of 40 or more yards.



### Preseason Defensive Player of the Year Caleb Curtain | DB | Elon

Curtain recorded a team-high 80 tackles with 6.5 tackles for loss and 4.5 sacks as Elon went 6-5 a year ago. The Phoenix safety ranked second in the CAA with four interceptions, including a 50-yard pick six at Wake Forest, and added six pass breakups and two fumble recoveries.

## 2024 CAA FOOTBALL PREDICTED ORDER OF FINISH

(voting by head coaches)

1. Villanova (9 first-place votes)	217
2. Richmond (1 first-place vote)	189
3. UAlbany (3 first-place votes)	179
4. William & Mary	175
5. Delaware (3 first-place votes)	163
6. Elon	157
7. New Hampshire	150
8. Rhode Island	142
9. Towson	114
10. Monmouth	95
11. Campbell	83
12. Hampton	62
13. Maine	57
14. North Carolina A&T	49
15. Bryant	46
16. Stony Brook	42

## WEEK 1 SCHEDULE

Rankings: Stats Perform/AFCA Coaches

### Thursday, August 29

6 p.m.	25/23 Youngstown St. (0-0, 0-0 MVFC) at Villanova Stadium (10,500) 6/6 Villanova (0-0, 0-0 CAA) TV: FloFootball.com	
7 p.m.	UNH (0-0, 0-0 CAA) at FBC Mortgage Stadium (44,206) UCF (0-0, 0-0 Big XII) TV: ESPN+	Orlando, Fla.
7 p.m.	VMI (0-0, 0-0 SoCon) at Zable Stadium (11,646) 15/16 William & Mary (0-0, 0-0 CAA) TV: FloFootball.com	Williamsburg, Va.
7 p.m.	Bryant (0-0, 0-0 CAA) at Delaware Stadium (31,500) Delaware (0-0, 0-0 CAA) TV: FloFootball.com	Newark, Del.
7 p.m.	-/rv North Carolina A&T (0-0, 0-0 CAA) at Allegacy Stadium (31,500) Wake Forest (0-0, 0-0 ACC) TV: ACCNX	Winston-Salem, N.C.
9 p.m.	Monmouth (0-0, 0-0 CAA) at Roos Field (8,500) rv/rv Eastern Washington (0-0, 0-0 Big Sky) TV: ESPN+	Cheney, Wash.

### Friday, August 30

7 p.m.	Colgate (0-0, 0-0 Patriot) at Alford Stadium (10,000) Maine (0-0, 0-0 CAA) TV: FloFootball.com   FOX 22	Orono, Maine
7:30 p.m.	rv/rv Elon (0-0, 0-0 CAA) at Wallace Wade Stadium (40,004) Duke (0-0, 0-0 ACC) TV: ACC Network	Durham, N.C.

### Saturday, September 2

2:30 p.m.	Towson (0-0, 0-0 CAA) at Nippert Stadium (38,088) Cincinnati (0-0, 0-0 Big XII) TV: ESPN+	Cincinnati, Ohio
5 p.m.	Stony Brook (0-0, 0-0 CAA) at Edwards Stadium (30,475) Marshall (0-0, 0-0 Sun Belt) TV: ESPN+	Huntington, W.Va.
6 p.m.	Campbell (0-0, 0-0 CAA) vs. Williams Stadium (25,000) Liberty (0-0, 0-0 CAA) TV: ESPN+	Lynchburg, Va.
6 p.m.	13/12 Richmond (0-0, 0-0 CAA) at Scott Stadium (61,500) Virginia (0-0, 0-0 ACC) TV: ACCNX	Charlottesville, Va.
6 p.m.	Morgan State (0-0, 0-0 MEAC) at Armstrong Stadium (12,000) Hampton (0-0, 0-0 CAA) TV: FloFootball.com	Hampton, Va.
7 p.m.	-/rv Holy Cross (0-0, 0-0 Patriot) at Meade Stadium (6,555) Rhode Island (0-0, 0-0 CAA) TV: ESPN+   MeTV 6.3	Kingston, R.I.
7 p.m.	LIU (0-0, 0-0 NEC) at Casey Stadium (8,500) 16/14 UAlbany (0-0, 0-0 CAA) TV: FloFootball.com	Albany, N.Y.

## CAA Football Communications Directory

**CAA Football**

caafootball.com | @CAAFootball  
Contact: Rob Washburn, Senior Associate Commissioner  
rwashburn@caasports.com | 804.229.4796

**UAlbany**

ualbanysports.com | @UAlbanyFootball  
Contact: Taylor O'Connor, Assistant Director  
toconnor3@albany.edu | (O) 518-442-3072 | (C) 518-928-6422

**Bryant**

bryantbulldogs.com | @BryantUFootball  
Contact: Max Slomiak, Assistant Director  
mslomiak@bryant.edu | (O) 401-232-6000 x20761 | (C) 781-879-2288

**Campbell**

gocamels.com | @GoCamelsFB  
Contact: Jason Williams, Associate AD  
jwilliams@campbell.edu | (O) 910-814-4367 | (C) 252-396-1345

**Delaware**

bluehens.com | @DelawareFB  
Contact: Brendan Thomas, Director  
brendant@udel.edu | 207-400-2840

**Elon**

elonphoenix.com | @ElonFB  
Contact: Jason Knavel, Associate AD  
jknavel@elon.edu | (O) 336-278-6761 | (C) 814-464-5009

**Hampton**

hamptonpirates.com | @Hampton\_FB  
Contact: Mike Ballweg, Assistant AD  
michael.ballweg@hamptonu.edu | (O) 757-727-5757 | (C) 804-887-0406

**Maine**

goblackbears.com | @BlackBearsFB  
Contact: Tyson McHatten, Senior Associate AD  
tyson.mchatten@maine.edu | (O) 207-581-3596 | (C) 207-992-7746

**Monmouth**

monmouthhawks.com | @MUHawksFB  
Contact: Mark Mohrman, Executive Associate AD  
mmohrman@monmouth.edu | (O) 732-263-5180 | (C) 845-905-6580

**New Hampshire**

unhwildcats.com | @UNHWildcats  
Contact: Mike Murphy, Associate AD  
mike.murphy@unh.edu | (O) 603-862-3906 | (C) 603-969-0774

**North Carolina A&T**

ncataggies.com | @NCATFootball  
Contact: Brian Holloway, Associate AD  
bmhollow@ncat.edu | (O) 336-285-3608 | (C) 336-328-6719

**Rhode Island**

gorhody.com | @RhodyFootball  
Contact: Meghan Ellis, Coordinator  
meghan\_ellis@uri.edu | 603-714-0884

**Richmond**

richmondspiders.com | @SpiderFootball  
Contact: Christian Gravius, Associate Director  
cgravius@richmond.edu | (O) 804-287-6313 | 716-704-5446

**Stony Brook**

stonybrookathletics.com | @StonyBrookFB  
Contact: Sal D'Onofrio, Assistant Director  
salvador.donofrio.1@stonybrook.edu | 631-632-4952

**Towson**

towsontigers.com | @Towson\_FB  
Contact: Dave Vatz, Assistant AD  
dvatz@towson.edu | (O) 410-704-3102 | (C) 518-391-5165

**Villanova**

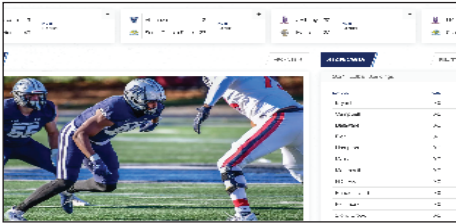
villanova.com | @NovaFootball  
Contact: Dean Kenefick, Senior Associate AD  
dean.kenefick@villanova.edu | (O) 610-519-6514 | (C) 610-308-4395

**William & Mary**


tribeathletics.com | @WMTribeFootball  
Contact: Rob Turner, Senior Associate Director  
rrturn@wm.edu | (O) 757-221-3370 | (C) 757-846-1460

**CAAFootball.com**

CAAFootball.com is the primary destination for league coverage, featuring scores, standings, stats, news updates and more. The website is also a destination for the latest video content.

**FloFootball.com**

FloFootball.com is the official digital network of CAA Football. Watch live games and access full game replays throughout the regular season on any internet-connected desktop, mobile or tablet device. Log on to flosports.tv/caa for more information.

**CAA Football Social Media**

Join the CAA Football conversation on social media with these sport-specific accounts by using #CAAFB



facebook.com/CAAFootball



@CAAFootball | #CAAFB



CAAFootball | #CAAFB



youtube.com/CAAFootball

**“Three Things To Watch”**

Get ready for all of the upcoming CAA Football action by watching “Three Things To Watch”, the league’s official weekly show. Hosted by Karlie Smith, new shows will be posted on Friday each week of the season on CAAFootball.com and youtube.com/CAAFootball.

**CAA Football “Going Deep”**

CAA Football’s award-winning “Going Deep” series brings documentary-style feature videos on inspiring stories from around the league. New features will be posted throughout the season on CAAFootball.com and youtube.com/CAAFootball.

**FCS ALL IN**

FCA ALL IN is a show providing news, highlights, predictions and features from all 13 FCS conferences. The show will air on ESPN+ at 2 pm ET on August 22, October 17 and January 2.

**CAA Football Pressbox**

Located on CAAFootball.com, the CAA Football Pressbox is the official source for all CAA Football information for members of the media. Check the CAA Football Pressbox each week for updated team-by-team weekly releases, league and team stats, as well as other media-related materials. The information will be archived and remain available on the CAA Football Pressbox throughout the season.

**CAA Football Weekly Coaches’ Media Teleconference**

CAA Football coaches holds a weekly media Zoom conference beginning Monday, August 26, 2024, and continuing each Monday throughout the 2024 regular season and postseason. The scheduled calls will come to an end when the final CAA Football team completes its season in the NCAA Division I Football Championship.

The teleconference will open with the release of the CAA Football weekly awards. CAA Football coaches will be available to answer questions beginning at 10 a.m. (ET). The weekly lineup is listed below.

Media representatives wishing to participate in the teleconference should contact Rob Washburn at the CAA Football office (rwashburn@caasports.com) for the Zoom link. Any media members or fans tweeting observations from the teleconference are encouraged to use the official CAA Football hashtag #CAAFB. Audio files from each of the weekly press conferences will be archived on the CAA Football Pressbox by Monday afternoon.

9:55 a.m. _____ CAA Football Update	11:20 a.m. _____ Ryan Carty (Delaware)
10:00 a.m. _____ Vincent Brown (N.C. A&T)	11:30 a.m. _____ Jordan Stevens (Maine)
10:10 a.m. _____ Tony Trisciani (Elon)	11:40 a.m. _____ Billy Cosh (Stony Brook)
10:20 a.m. _____ Rick Santos (UNH)	11:50 a.m. _____ Russ Huesman (Richmond)
10:30 a.m. _____ Kevin Callahan (Monmouth)	12:00 p.m. _____ Mike London (William & Mary)
10:40 a.m. _____ Greg Gattuso (UAlbany)	12:10 p.m. _____ Pete Shinnick (Towson)
10:50 a.m. _____ Jim Fleming (Rhode Island)	12:20 p.m. _____ Trent Boykin (Hampton)
11:00 a.m. _____ Chris Merritt (Bryant)	12:30 p.m. _____ Braxton Harris (Campbell)
11:10 a.m. _____ Mark Ferrante (Villanova)	

**Weekly Awards**

CAA Football names Offensive, Defensive, Rookie and Special Teams Players of the Week every Monday morning during the regular season. Winners are chosen from nominations provided by CAA Football media relations personnel and are announced at the beginning of the weekly teleconference. The weekly honors release can be accessed at CAAFootball.com.

**Annual Awards**

All-CAA Football First, Second and Third Teams, Players of the Year on offense, defense and special teams, Rookies of the Year on offense and defense, and Coach of the Year are selected by a vote of the league’s 16 head coaches at the end of the regular season. The awards will be announced by the CAA Football office on Tuesday, November 26.

## CONFERENCE NOTES:

**CAA FOOTBALL KICKS OFF WITH 15 GAMES OVER THREE DAYS:** The 2024 CAA Football season kicks off with 15 games spread over three days. Highlighting the slate is #6 **Villanova** hosting #25 Youngstown State on Thursday in a rematch of last year's second-round FCS playoff game won by the Wildcats, 45-28. League newcomer **Bryant** visits **Delaware** in a non-conference contest on Thursday. **William & Mary** (VMI), **Maine** (Colgate), **Hampton** (Morgan State), **Rhode Island** (Holy Cross) and **UAlbany** (LIU) face FCS opponents at home, while **Monmouth** makes its farthest trip in program history at Eastern Washington.

**SEVEN FBS MATCHUPS ON WEEK 1 NON-CONFERENCE SCHEDULE:** There are seven games against FBS opponents in Week 1 as CAA schools face three foes from the ACC (**North Carolina A&T**/Wake Forest, **Elon**/Duke and **Richmond**/Virginia), two from the Big XII (**UNH**/UCF and **Towson**/Cincinnati), Conference USA (**Campbell**/Liberty) and the Sun Belt (**Stony Brook**/Marshall).

**SUCCESS AGAINST THE FBS:** CAA Football has posted 42 wins over FBS foes in its history and has won at least one game against an FBS team in 12 of the past 16 years. Since 2013, 10 different teams have recorded at least one FBS victory and the CAA has had multiple wins over FBS opponents five times since 2016, including two of the past three seasons.

**WELCOME TO THE CAA:** CAA Football will again be the largest FCS conference in the nation as the addition of Bryant gives the league 16 members for the first time in history. The Bulldogs are coming off a 6-5 campaign in 2023 and a third-place finish in the Big South/OVC with a 4-2 mark. **Chris Merritt** is in his sixth season as head coach at Bryant.

**NON-CONFERENCE SUCCESS:** CAA teams have been dominant against FCS non-conference opponents in recent years. In 2023, the league was a combined 20-10 against FCS foes during the regular season after posting a 21-5 mark in 2022.

**FOUR TEAMS RANKED IN PRESEASON TOP 25:** Four CAA teams are ranked in both the Stats Perform and AFCA Coaches preseason Top 25 polls. **Villanova** leads the way at #6 in both polls, while **Richmond** is #12 in the AFCA poll and #13 in the Stats poll. **UAlbany** is ranked #14 by the AFCA and #16 by Stats, and **William & Mary** is ranked #15 by Stats and #16 by the AFCA. **Elon** was among others receiving votes in both polls and **North Carolina A&T** picked up votes in the AFCA poll. The CAA's four ranked teams trails only the Missouri Valley (7) and Big Sky (6).

**EIGHT PLAYERS ON WATCH LISTS FOR NATIONAL AWARDS:** CAA Football had eight players named to a pair of Stats Perform national Player of the Year Watch Lists. Richmond wide receiver **Nick DeGennaro**, William & Mary offensive lineman **Charles Grant**, Villanova quarterback **Connor Watkins**, Delaware running back **Marcus Yarns** and William & Mary running back **Bronson Yoder** are on the watch list for the Payton Award, which is given to the top offensive player in FCS. Elon safety **Caleb Curtain**, UNH defensive end **Josiah Silver** and Villanova cornerback **Isas Waxter** are on the watch list for the Buchanan Award, presented to the top defensive player in FCS.

**A&T'S PRUNTY, HAMPTON'S BURRIS RECEIVE PRESEASON HONORS :** North Carolina A&T cornerback **Karon Prunty** and Hampton running back **Elijah Burris** were recognized on the Black College Football Player of the Year Watch List by the Black College Football Hall of Fame as well as the Urban Edge Network HBCU + FCS National Player of the Year Watch List. Prunty was also chosen to the HBCU College Football Preseason All-America team presented by BOXTOROW, while Burris received honorable mention.

**PRESEASON ALL-AMERICA ACCOLADES:** CAA Football was well-represented on numerous preseason All-America teams. The league had 11 players honored by Stats Perform and 19

by Phil Steele. A complete list of preseason All-America honorees is included in the release.

**TEN CAA PLAYERS ON REESE'S SENIOR BOWL WATCH LIST:** Ten CAA players have been selected to the Watch List for the Reese's Senior Bowl, one of the premier all-star games for NFL Draft prospects. Making the list were Elon wide receiver **Chandler Brayboy**, Richmond wide receiver **Nick DeGennaro**, William & Mary offensive lineman **Charles Grant**, Campbell defensive back **Isaiah Greene**, UAlbany offensive lineman **Ozzie Hutchinson**, Monmouth defensive lineman **Miles Mitchell**, New Hampshire defensive back **Wande Owens**, Towson tight end **Carter Runyon**, Villanova cornerback **Isas Waxter** and Delaware running back **Marcus Yarns**.

**VILLANOVA PICKED TO WIN CAA TITLE:** Villanova, which is coming off a 10-3 season that included winning a share of the CAA title and reaching the quarterfinals of the FCS playoffs, has been picked to claim the title again in 2024 by a vote of the league's head coaches. The Wildcats got nine first-place votes and 217 total points, topping second-place Richmond, which received one first-place vote and 189 points. UAlbany, which got three first-place votes, was picked third, followed by William & Mary and Delaware, which also received three first-place votes. Elon was chosen sixth, followed by New Hampshire, Rhode Island, Towson, Monmouth, Campbell, Hampton, Maine, North Carolina A&T, Bryant and Stony Brook.

**VU'S WATKINS, ELON'S CURTAIN TOP PRESEASON ALL-CAA TEAM:** Villanova quarterback **Connor Watkins** was chosen as the CAA preseason Offensive Player of the Year and Elon safety **Caleb Curtain** was selected as the CAA Preseason Defensive Player of the Year by the league's head coaches. Watkins passed for 2,681 yards and 20 touchdowns and added 378 yards and a team-high 10 TD's on the ground last season, while Curtain recorded a team-high 80 tackles, 6.5 TFL's, 4.5 sacks and four interceptions in 2023. The complete preseason All-CAA team can be found in this release.

**NEW COACHES IN THE CAA:** CAA Football will have three new head coaches for the 2024 season. **Billy Cosh** takes over at Stony Brook after serving as the offensive coordinator at Western Michigan last season and the offensive coordinator at CAA member Richmond in 2022. **Braxton Harris** is the new head coach at Campbell after working as an assistant with the Camels in 2021 and 2022. Last season, he was the head coach at Houston Christian, where he guided the team to its first winning season in program history (6-5). **Trent Boykin** was named the interim head coach at Hampton after working as the Pirates' running backs and special teams coach. He has 28 years of coaching experience, including 10 years on the FBS level.

**DEEPEST CONFERENCE IN FCS:** No conference has proven to be as strong from top to bottom as CAA Football in recent years. Twelve of the league's 16 current members have participated in the FCS playoffs since 2015.

**MULTIPLE TEAMS IN THE FCS PLAYOFFS:** CAA Football has had multiple teams in the playoffs for 33 straight years, and has had at least three teams in the playoffs in 16 of the past 18 years. Thirteen times in league history at least four teams were chosen. Five teams were picked in 2007, 2008, 2011 and 2022, and the CAA set a record with six teams selected to the playoff field in 2018.

**PLAYOFF SUCCESS:** The CAA has had at least two teams advance to the second round of the FCS playoffs every year since the field expanded to 20 (and then 24) teams in 2010. The conference has had at least one team in the quarterfinals every year since 1995 and at least one team in the semifinals in 10 of the past 11 seasons. Seven different schools have represented the CAA in the semifinals over that 11-year stretch. CAA Football has had a team in the FCS championship game 11 times since 2003. The league owns six national titles - UMass (1998), Delaware (2003), James Madison (2004, 2016), Richmond (2008) and Villanova (2009).



**UALBANY****0-0 Overall/0-0 CAAFB**

- Posted the best season in program history in 2023, going 11-4 overall, winning a share of their first CAA title and reaching the semifinals of the FCS playoffs for the first time.
- UAlbany's Greg Gattuso was chosen as the AFCA FCS Coach of the Year in 2023.
- RB Griffin Woodell was the CAA Offensive Rookie of the Year in 2023 after rushing for a team-high 892 yards and 8 TD's and adding 32 catches for 255 yards and 4 TD's.
- The Great Danes led FCS in rush defense (87.7 ypg) last year and recorded 50 sacks.

**BRYANT****0-0 Overall/0-0 CAAFB**

- Entering their first season as a member of CAA Football. The Bulldogs were 6-5 in 2023 and went 4-2 in the Big South/OVC.
- Bryant's offense averaged 31.2 points per game last season, which ranked 24th in FCS.
- The Bulldogs return DL Michael Otty, who earned second team all-conference honors after tallying 43 tackles, 12.0 TFL's and 7.0 sacks last year. He had at least one sack or TFL in each game.
- RB Fabrice Mukendi returns after rushing for a team-high 393 yards in 8 games.

**CAMPBELL****0-0 Overall/0-0 CAAFB**

- Went 4-4 in CAA play in 2023, becoming the first new CAA member to win four or more games in their opening year since 2011.
- LB CJ Tillman has earned all-conference honors for the past two seasons after tallying a team-high 98 stops last year and 82 stops and 7.5 TFL's in 2022.
- WR VJ Wilkins led CU with 52 catches for 546 yards and 4 TD's last season and also averaged 21.0 ypr on kickoff returns.
- New head coach Braxton Harris was an assistant at CU during 2021 and 2022.

**DELAWARE****0-0 Overall/0-0 CAAFB**

- UD reached the 2nd round of the FCS playoffs for the past two years but is ineligible in 2024 as they transition to the FBS level.
- RB Marcus Yarns rushed for 939 yards and 15 TD's and added 24 catches for 3 TD's last year. He was tied for 5th in FCS in rushing TD's and 4th in rush yards per carry (6.9).
- The Blue Hens return LB's Dillon Trainer and Ty Davis, who combined for 114 tackles and 10 TFL's last season.
- Ryan O'Connor passed for 300+ yards four times a year ago.

**ELON****0-0 Overall/0-0 CAAFB**

- Elon has won 17 CAA games over the past three years and is the only team to finish above .500 in league play in all three of those seasons.
- QB Matthew Downing averaged 294.0 passing yards over Elon's final four games last year. He threw 12 TD's with no interceptions over that four-game stretch.
- Preseason All-America S Caleb Curtain led EU with 80 tackles and 4 int. last season.
- Versatile WR Chandler Brayboy averaged 19.6 yards per reception, 8.4 yards per rush and 26.9 ypr on kickoffs in 2023.

**HAMPTON****0-0 Overall/0-0 CAAFB**

- RB Elijah Burris rushed for a team-high 803 yards and 6 TD's in just seven games last season. He topped the 100-yard mark five times and averaged 8.3 ypc.
- Burris is on the preseason Player of the Year watch lists from the Black College Hall of Fame and Urban Edge Network HBCU + FCS.
- QB Chris Zellous passed for 1,497 yards and 13 TD's and added 559 yards and a team-best 9 TD's rushing last season.
- Hampton is 5-1 vs. non-conference competition over the past two seasons.

**MAINE****0-0 Overall/0-0 CAAFB**

- Maine features four receivers who made 28 or more catches for over 290 yards a year ago, including Joe Gillette (36/570/5 TD's) and Jamie Lamson (49/552/6 TD's).
- The Black Bears return three of their top four tacklers from last year - Tyshawn Stewart, Xavier Holmes and Izaiah Henderson.
- Mercer transfer Carter Peevy will start at QB for Maine. He threw for 2,284 yards and 11 TD's and ran for 12 TD's last season.
- Maine is opening the season at home for the first time since 2021.

**MONMOUTH****0-0 Overall/0-0 CAAFB**

- Opens the season at Eastern Washington, which is the further west that the program has ever competed.
- Maine transfer Derek Robertson will start at QB on Thursday. He passed for 2,933 yards and 25 TD's last season.
- Sone Ntoh rushed for 411 yards and a team-best 11 TD's last season. He averaged 7.3 yards per carry.
- DL Miles Mitchell was named to the Reese's Senior Bowl Watch List.

**UNH****0-0 Overall/0-0 CAAFB**

- UNH is 6-13 all-time against FBS opponents, but is facing a Big XII foe for the first time.
- DL Josiah Silver was named to the Buck Buchanan Award Watch List for the third straight year. Last season, he contributed 45 tackles, 9.5 TFL's and 5.0 sacks.
- UNH returns a deep group of receivers with Logan Tomlinson (42 rec., 618 yds., 7 TD's), Caleb Burke (34 rec., 425 yds., 3 TD's) and Joey Corcoran (30 rec., 324 yds., 1 TD).
- Yale transfer DB Wande Owens was named to the Reese's Senior Bowl Watch List.

**NORTH CAROLINA A&T****0-0 Overall/0-0 CAAFB**

- CB Karon Prunty is on the preseason Player of the Year watch lists from the Black College Hall of Fame and Urban Edge Network HBCU + FCS and was named a HBCU pre-season All-American by BOXTOROW.
- A&T returns its top two running backs - Kenji Christian (718 yards, 6 TD's) and Wesley Graves (397 yards, 1 TD).
- LB Joshua Iseah was 3rd on the team with 59 tackles and 4.0 TFL's last year.
- A&T ranked 13th in FCS in pass defense (178.4 ypg) last season.

**RHODE ISLAND****0-0 Overall/0-0 CAAFB**

- URI posted its fourth straight winning season (6-5) in 2023, a feat that had not been achieved since the early 1980s.
- WR Marquis Buchanan is coming off an excellent freshman season where he made 42 catches for 638 yards and 4 TD's.
- LB AJ Pena earned 3rd team All-CAA honors in 2023 after tallying 59 tackles and leading URI with 15.5 TFL's and 9.0 sacks.
- The Rams, who host Holy Cross on Saturday, are 12-3 at home over the past 3 seasons.

**RICHMOND****0-0 Overall/0-0 CAAFB**

- UR is coming off back-to-back 9-4 seasons that included reaching the second round of the FCS playoffs.
- WR Nick DeGennaro made 71 catches for 904 yards and was tied for 4th in FCS with 11 TD's. He's on the preseason watch list for the Payton Award.
- UR and Virginia are meeting in a season opener for the 10th time. The Spiders beat the Cavs, 37-20, to start the 2016 campaign.
- UR's defense recorded 26 takeaways last year, including 16 interceptions.

**STONY BROOK****0-0 Overall/0-0 CAAFB**

- Billy Cosh makes his head coaching debut for SBU after serving as the offensive coordinator at Western Michigan in 2023.
- QB Casey Case passed for 1,715 yards and 10 TD's last season in his first year at SBU. He threw for 200+ yards in four games.
- RB Roland Dempster led the Seawolves with 408 rushing yards and 3 TD's in 8 games.
- DL Taylor Bolesta had 20 tackles, 4.0 TFL's and 2.5 sacks last season and was second on the team with 7.0 TFL's in 2022.

**TOWSON****0-0 Overall/0-0 CAAFB**

- TE Carter Runyon earned All-America honors in 2023 after making a team-high 43 catches for 549 yards and 4 TD's.
- QB Nathan Kent passed for 2,123 yards and 14 TD's in his first year as a starter and added 288 rushing yards and 3 TD's.
- DL Dion Crews-Harris contributed 37 tackles, 7.5 TFL's and 5.0 sacks a year ago.
- PK Keegan Vaughan is on the Fred Mitchell Award Watch List as the top kicker at the FCS, D2 and D3 level. He made 15-of-18 field goals last season.

**VILLANOVA****0-0 Overall/0-0 CAAFB**

- VU hosts #23 Youngstown St. to open the season after defeating the Penguins, 45-28, in the 2nd round of the 2023 FCS playoffs.
- QB Connor Watkins is the preseason CAA Offensive POY after passing for 2,681 yards and 20 TD's and running for 378 yards and a team-high 10 TD's a year ago.
- VU returns its top two tacklers in LB's Shane Hartzell (91 tackles, 6.0 TFL's) and Brendan Bell (89 tackles, 11.5 TFL's).
- WR Jaylan Sanchez led FCS with 25.6 yards per reception in 2023. He finished with 28 catches for 716 yards and 6 TD's.

**WILLIAM & MARY****0-0 Overall/0-0 CAAFB**

- W&M is hosting a Thursday night season opener for the first time since 2007.
- Bronson Yoder, who ran for 408 yards and 4 TD's last year before being injured, returns and is on the Payton Award Watch List. He ran for 1,255 yards and 13 TD's in 2022.
- All-America OL Charles Grant has been named to the Reese's Senior Bowl and Payton Award Watch lists.
- S Marcus Barnes, who has made 22 career starts, ranked fourth on the team with 54 tackles in 10 games last season.

## 2024 CAA Football Schedule &amp; Results

**Thursday, August 29**

Youngstown State at Villanova – 6 p.m.  
 Bryant at Delaware (non-conf) – 7 p.m.  
 VMI at William & Mary – 7 p.m.  
 North Carolina A&T at Wake Forest - 7 p.m.  
 UNH at UCF - 7 p.m.  
 Monmouth at Eastern Washington - 9 p.m.

**Friday, August 30**

Colgate at Maine – 7 p.m.  
 Elon at Duke - 7:30 p.m.

**Saturday, August 31**

Towson at Cincinnati - 2:30 p.m.  
 Stony Brook at Marshall - 5 p.m.  
 Campbell at Liberty - 6 p.m.  
 Richmond at Virginia - 6 p.m.  
 Morgan State at Hampton – 6 p.m.  
 LIU at UAlbany – 7 p.m.  
 Holy Cross at Rhode Island – 7 p.m.

**Saturday, September 7**

Rhode Island at Minnesota - 12 p.m.  
 Lafayette at Monmouth – 12 p.m.  
 UNH at Holy Cross – 2 p.m.  
 Campbell at Western Carolina - 2:30 p.m.  
 Wofford at Richmond – 3:30 p.m.  
 Stonehill at Stony Brook – 3:30 p.m.  
 Franklin Pierce at Bryant – 4 p.m.  
 Morgan State at Towson – 6 p.m.  
 Virginia Union at Hampton – 6 p.m.  
 UAlbany at West Virginia - 6 p.m.  
 Elon at North Carolina Central - 6 p.m.  
 Villanova at Colgate - 6 p.m.  
 Winston-Salem State at North Carolina A&T – 7 p.m.  
 William & Mary at Coastal Carolina - 7 p.m.  
 Maine at Montana State - 8 p.m.

**Saturday, September 14**

\*Delaware at North Carolina A&T – 1 p.m.  
 \*Towson at Villanova – 3:30 p.m.  
 \*Monmouth at Maine – 3:30 p.m.  
 \*Campbell at Rhode Island – 6 p.m.  
 Stony Brook at Fordham – 1 p.m.  
 Charleston Southern at Richmond – 2 p.m.  
 Holy Cross at Bryant – 2 p.m.  
 UAlbany at Idaho - 4 p.m.  
 Hampton at Norfolk State - 4 p.m.  
 Western Carolina at Elon – 6 p.m.  
 Stonehill at UNH – 6 p.m.  
 William & Mary at Wofford - 6 p.m.

**Saturday, September 21**

\*Bryant at UNH – 3 p.m.  
 \*Stony Brook at Campbell – 5 p.m.  
 Rhode Island at LIU - 12 p.m.  
 Maine at Merrimack - 1 p.m.  
 Towson at North Dakota State - 2 p.m.  
 Howard vs. Hampton – 4 p.m. (@Audi Field/Wash D.C.)  
 Penn at Delaware – 6 p.m.  
 ETSU at Elon – 6 p.m.  
 Furman at William & Mary – 6 p.m.  
 Monmouth at FIU - 6 p.m.  
 Richmond at Delaware State – 6 p.m.  
 North Carolina A&T at North Carolina Central – 7 p.m.  
 Villanova at Maryland – TBA

**Saturday, September 28**

\*Richmond at Elon – 2 p.m.  
 \*Maine at UAlbany – 3:30 p.m.  
 \*Hampton at William & Mary – 6 p.m.  
 Fordham at Monmouth – 1 p.m.  
 Delaware State at Campbell – 2 p.m.  
 Morgan State at Stony Brook – 3:30 p.m.  
 Sacred Heart at Delaware – 3:30 p.m.  
 LIU at Villanova – 6 p.m.  
 North Carolina A&T at South Carolina State - 6 p.m.

**Friday, October 4**

UNH at Harvard – 7 p.m.

**Saturday, October 5**

\*Delaware at Monmouth – 1 p.m.  
 \*Rhode Island at Hampton – 2 p.m.  
 \*North Carolina A&T at Richmond – 2 p.m.  
 \*Villanova at Stony Brook – 3:30 p.m.  
 \*William & Mary at Towson – 6 p.m.  
 Bryant at Brown - 12 p.m.  
 UAlbany at Cornell - 1 p.m.  
 North Carolina Central at Campbell – 4 p.m.

**Saturday, October 12**

\*UAlbany at Bryant – 1 p.m.  
 \*Maine at Delaware – 1 p.m.  
 \*New Hampshire at Elon – 2 p.m.  
 Brown at Rhode Island – 1 p.m.  
 Towson at Norfolk State - 2 p.m.

**Saturday, October 19**

\*Villanova at Maine – 1 p.m.  
 \*Hampton at North Carolina A&T – 1 p.m.  
 \*Stony Brook at Towson – 1 p.m.  
 \*Rhode Island at UNH – 1 p.m.  
 \*Bryant at Monmouth – 1 p.m.  
 \*Delaware at Richmond – 3:30 p.m.  
 \*Campbell at William & Mary – 3:30 p.m.  
 \*Elon at UAlbany – 3:30 p.m.

**Saturday, October 26**

\*Richmond at Bryant – 12 p.m.  
 \*Maine at Rhode Island – 1 p.m.  
 \*Towson at Monmouth – 1 p.m.  
 \*Elon at Hampton – 2 p.m.  
 \*UAlbany at Delaware – 3 p.m.  
 \*UNH at Villanova – 3:30 p.m.  
 \*William & Mary at Stony Brook – 3:30 p.m.  
 \*North Carolina A&T at Campbell – 4 p.m.

**Saturday, November 2**

\*William & Mary at North Carolina A&T – 1 p.m.  
 \*Villanova at Hampton – 1 p.m.  
 \*Stony Brook at Bryant -1 p.m.  
 \*Monmouth at Rhode Island – 1 p.m.  
 \*UNH at UAlbany – 1 p.m.  
 \*Towson at Richmond – 2 p.m.  
 \*Campbell at Elon – 2 p.m.  
 Maine at Oklahoma - 2:30 p.m.

**Saturday, November 9**

\*UAlbany at Stony Brook – 1 p.m.  
 \*Bryant at Maine – 1 p.m.  
 \*Rhode Island at Delaware – 1 p.m.  
 \*Elon at William & Mary – 1 p.m.  
 \*Hampton at Towson – 1 p.m.  
 \*Monmouth at UNH – 1 p.m.  
 \*North Carolina A&T at Villanova – 1 p.m.  
 \*Richmond at Campbell – 3:30 p.m.

**Saturday, November 16**

\*Villanova at Monmouth – 12 p.m.  
 \*North Carolina A&T at Towson - 12 p.m.  
 \*Richmond at Hampton – 1 p.m.  
 \*UAlbany at Rhode Island – 1 p.m.  
 \*Bryant at William & Mary – 1 p.m.  
 \*Campbell at Delaware – 1 p.m.  
 \*Stony Brook at UNH – 1 p.m.  
 \*Maine at Elon – 2 p.m.

**Saturday, November 23**

\*William & Mary at Richmond – 12 p.m.  
 \*UNH at Maine – 1 p.m.  
 \*Delaware at Villanova – 1 p.m.  
 \*Elon at North Carolina A&T – 1 p.m.  
 \*Monmouth at Stony Brook – 1 p.m.  
 \*Hampton at UAlbany – 1 p.m.  
 \*Rhode Island at Bryant – 1 p.m.  
 \*Towson at Campbell – 2 p.m.

\*Denotes CAA Football game



## CAA Football Team-by-Team Capsules

## UALBANY GREAT DANES (0-0, 0-0 CAA)

Home Stadium: Tom &amp; Mary Casey Stadium (8,500)

Home: 0-0    Away: 0-0    vs. Stats Top 25: 0-0    vs. AFCA Top 25: 0-0

Aug. 31	16/14	LIU	7 p.m.
Sept. 7		at West Virginia	6 p.m.
Sept. 14		at Idaho	4 p.m.
Sept. 28		*MAINE	3:30 p.m.
Oct. 5		at Cornell	1 p.m.
Oct. 12		*at Bryant	1 p.m.
Oct. 19		*ELON	3:30 p.m.
Oct. 26		*at Delaware	3 p.m.
Nov. 2		*NEW HAMPSHIRE	1 p.m.
Nov. 9		*at Stony Brook	1 p.m.
Nov. 16		*at Rhode Island	1 p.m.
Nov. 23		*HAMPTON	1 p.m.

## BRYANT BULLDOGS (0-0, 0-0 CAA)

Home Stadium: Beirne Stadium (4,400)

Home: 0-0    Away: 0-0    vs. Stats Top 25: 0-0    vs. AFCA Top 25: 0-0

Aug. 29		at Delaware	7 p.m.
Sept. 7		FRANKLIN PIERCE	4 p.m.
Sept. 14		HOLY CROSS	2 p.m.
Sept. 21		*at New Hampshire	3 p.m.
Oct. 5		at Brown	12 p.m.
Oct. 12		*UALBANY	1 p.m.
Oct. 19		*at Monmouth	1 p.m.
Oct. 26		*RICHMOND	12 p.m.
Nov. 2		*STONY BROOK	1 p.m.
Nov. 9		*at Maine	1 p.m.
Nov. 16		*at William & Mary	1 p.m.
Nov. 23		*RHODE ISLAND	1 p.m.

## CAMPBELL CAMELS (0-0, 0-0 CAA)

Home Stadium: Barker-Lane Stadium (5,500)

Home: 0-0    Away: 0-0    vs. Stats Top 25: 0-0    vs. AFCA Top 25: 0-0

Aug. 31		at Liberty	6 p.m.
Sept. 7		at Western Carolina	2:30 p.m.
Sept. 14		*at Rhode Island	6 p.m.
Sept. 21		*STONY BROOK	5 p.m.
Sept. 28		DELAWARE STATE	2 p.m.
Oct. 5		NORTH CAROLINA CENTRAL	4 p.m.
Oct. 19		*at William & Mary	3:30 p.m.
Oct. 26		*NORTH CAROLINA A&T	4 p.m.
Nov. 2		*at Elon	2 p.m.
Nov. 9		*RICHMOND	3:30 p.m.
Nov. 16		*at Delaware	1 p.m.
Nov. 23		*TOWSON	2 p.m.

## DELAWARE BLUE HENS (0-0, 0-0 CAA)

Home Stadium: Delaware Stadium (16,730)

Home: 0-0    Away: 0-0    vs. Stats Top 25: 0-0    vs. AFCA Top 25: 0-0

Aug. 29		BRYANT	7 p.m.
Sept. 14		*at North Carolina A&T	1 p.m.
Sept. 21		PENN	6 p.m.
Sept. 28		SACRED HEART	3:30 p.m.
Oct. 5		*at Monmouth	1 p.m.
Oct. 12		*MAINE	1 p.m.
Oct. 19		*at Richmond	3:30 p.m.
Oct. 26		*UALBANY	3 p.m.
Nov. 9		*RHODE ISLAND	1 p.m.
Nov. 16		*CAMPBELL	1 p.m.
Nov. 23		*at Villanova	1 p.m.

## ELON PHOENIX (0-0, 0-0 CAA)

Home Stadium: Rhodes Stadium (11,250)

Home: 0-0    Away: 0-0    vs. Stats Top 25: 0-0    vs. AFCA Top 25: 0-0

Aug. 30	rv/rv	at Duke	7:30 p.m.
Sept. 7		at North Carolina Central	6 p.m.
Sept. 14		WESTERN CAROLINA	6 p.m.
Sept. 21		ETSU	6 p.m.
Sept. 28		*RICHMOND	2 p.m.
Oct. 12		*NEW HAMPSHIRE	2 p.m.
Oct. 19		*at UAlbany	3:30 p.m.
Oct. 26		*at Hampton	2 p.m.
Nov. 2		*CAMPBELL	2 p.m.
Nov. 9		*at William & Mary	1 p.m.
Nov. 16		*MAINE	2 p.m.
Nov. 23		*at North Carolina A&T	1 p.m.

## HAMPTON PIRATES (0-0, 0-0 CAA)

Home Stadium: Armstrong Stadium (12,000)

Home: 0-0    Away: 0-0    vs. Stats Top 25: 0-0    vs. AFCA Top 25: 0-0

Aug. 31		MORGAN STATE	6 p.m.
Sept. 7		VIRGINIA UNION	6 p.m.
Sept. 14		at Norfolk State	4 p.m.
Sept. 21		vs. Howard (Audi Field/Washington, DC)	4 p.m.
Sept. 28		*at William & Mary	6 p.m.
Oct. 5		*RHODE ISLAND	2 p.m.
Oct. 19		*at North Carolina A&T	1 p.m.
Oct. 26		*ELON	2 p.m.
Nov. 2		*VILLANOVA	1 p.m.
Nov. 9		*at Towson	1 p.m.
Nov. 16		*RICHMOND	1 p.m.
Nov. 23		*at UAlbany	1 p.m.

CAA Football team's STATS/AFCA Coaches rankings listed beside date / Opponent's STATS/AFCA Coaches rankings listed directly before opponent (both at time game was played).

## CAA Football Team-by-Team Capsules

**MAINE BLACK BEARS (0-0, 0-0 CAA)**

Home Stadium: Alfond Stadium (10,000)

Home: 0-0    Away: 0-0    vs. Stats Top 25: 0-0    vs. AFCA Top 25: 0-0

Aug. 30	COLGATE	7 p.m.
Sept. 7	at Montana State	8 p.m.
Sept. 14	*MONMOUTH	3:30 p.m.
Sept. 21	at Merrimack	1 p.m.
Sept. 28	*at UAlbany	3:30 p.m.
Oct. 12	*at Delaware	1 p.m.
Oct. 19	*VILLANOVA	1 p.m.
Oct. 26	*at Rhode Island	1 p.m.
Nov. 2	at Oklahoma	2:30 p.m.
Nov. 9	*BRYANT	1 p.m.
Nov. 16	*at Elon	2 p.m.
Nov. 23	*NEW HAMPSHIRE	1 p.m.

**MONMOUTH HAWKS (0-0, 0-0 CAA)**

Home Stadium: Kessler Stadium (4,200)

Home: 0-0    Away: 0-0    vs. Stats Top 25: 0-0    vs. AFCA Top 25: 0-0

Aug. 29	at rv/rv Eastern Washington	9 p.m.
Sept. 7	LAFAYETTE	12 p.m.
Sept. 14	*at Maine	3:30 p.m.
Sept. 21	at FIU	6 p.m.
Sept. 28	FORDHAM	1 p.m.
Oct. 5	*DELAWARE	1 p.m.
Oct. 19	*BRYANT	1 p.m.
Oct. 26	*TOWSON	1 p.m.
Nov. 2	*at Rhode Island	1 p.m.
Nov. 9	*at New Hampshire	1 p.m.
Nov. 16	*VILLANOVA	12 p.m.
Nov. 23	*at Stony Brook	1 p.m.

**NEW HAMPSHIRE WILDCATS (0-0, 0-0 CAA)**

Home Stadium: Wildcat Stadium (11,015)

Home: 0-0    Away: 0-0    vs. STATS Top 25: 0-0    vs. AFCA Top 25: 0-0

Aug. 29	at UCF	7 p.m.
Sept. 7	at Holy Cross	2 p.m.
Sept. 14	STONEHILL	6 p.m.
Sept. 21	*BRYANT	3 p.m.
Oct. 4	at Harvard	7 p.m.
Oct. 12	*at Elon	2 p.m.
Oct. 19	*RHODE ISLAND	1 p.m.
Oct. 26	*at Villanova	3:30 p.m.
Nov. 2	*at UAlbany	1 p.m.
Nov. 9	*MONMOUTH	1 p.m.
Nov. 16	*STONY BROOK	1 p.m.
Nov. 23	*at Maine	1 p.m.

**NORTH CAROLINA A&T AGGIES (0-0, 0-0 CAA)**

Home Stadium: Truist Stadium (21,500)

Home: 0-0    Away: 0-0    vs. STATS Top 25: 0-0    vs. AFCA Top 25: 0-0

Aug. 29	-/rv at Wake Forest	7 p.m.
Sept. 7	WINSTON-SALEM STATE	7 p.m.
Sept. 14	*DELAWARE	1 p.m.
Sept. 21	at North Carolina Central	7 p.m.
Sept. 28	at South Carolina State	6 p.m.
Oct. 5	*at Richmond	2 p.m.
Oct. 19	*HAMPTON	1 p.m.
Oct. 26	*at Campbell	4 p.m.
Nov. 2	*WILLIAM & MARY	1 p.m.
Nov. 9	*at Villanova	1 p.m.
Nov. 16	*at Towson	12 p.m.
Nov. 23	*ELON	1 p.m.

**RHODE ISLAND RAMS (0-0, 0-0 CAA)**

Home Stadium: Meade Stadium (6,555)

Home: 0-0    Away: 0-0    vs. Stats Top 25: 0-0    vs. AFCA Top 25: 0-0

Aug. 31	-/rv HOLY CROSS	7 p.m.
Sept. 7	at Minnesota	12 p.m.
Sept. 14	*CAMPBELL	6 p.m.
Sept. 21	at LIU	12 p.m.
Oct. 5	*at Hampton	2 p.m.
Oct. 12	BROWN	1 p.m.
Oct. 19	*at New Hampshire	1 p.m.
Oct. 26	*MAINE	1 p.m.
Nov. 2	*MONMOUTH	1 p.m.
Nov. 9	*at Delaware	1 p.m.
Nov. 16	*UALBANY	1 p.m.
Nov. 23	*at Bryant	1 p.m.

**RICHMOND SPIDERS (0-0, 0-0 CAA)**

Home Stadium: Robins Stadium (8,700)

Home: 0-0    Away: 0-0    vs. STATS Top 25: 0-0    vs. AFCA Top 25: 0-0

Aug. 31	13/12 at Virginia	6 p.m.
Sept. 7	WOFFORD	3:30 p.m.
Sept. 14	CHARLESTON SOUTHERN	2 p.m.
Sept. 21	at Delaware State	6 p.m.
Sept. 28	*at Elon	2 p.m.
Oct. 5	*NORTH CAROLINA A&T	2 p.m.
Oct. 19	*DELAWARE	3:30 p.m.
Oct. 26	*at Bryant	12 p.m.
Nov. 2	*TOWSON	2 p.m.
Nov. 16	*at Hampton	1 p.m.
Nov. 23	*WILLIAM & MARY	12 p.m.

CAA Football team's STATS/AFCA Coaches rankings listed beside date / Opponent's STATS/AFCA Coaches rankings listed directly before opponent (both at time game was played).

## CAA Football Team-by-Team Capsules

## STONY BROOK SEAWOLVES (0-0, 0-0 CAA)

Home Stadium: LaValle Stadium (12,300)

Home: 0-0    Away: 0-0    vs. Stats Top 25: 0-0    vs. AFCA Top 25: 0-0

Aug. 31	at Marshall	5 p.m.
Sept. 7	STONEHILL	3:30 p.m.
Sept. 14	at Fordham	1 p.m.
Sept. 21	*at Campbell	5 p.m.
Sept. 28	MORGAN STATE	3:30 p.m.
Oct. 5	*VILLANOVA	3:30 p.m.
Oct. 19	*at Towson	1 p.m.
Oct. 26	*WILLIAM & MARY	3:30 p.m.
Nov. 2	*at Bryant	1 p.m.
Nov. 9	*UALBANY	1 p.m.
Nov. 16	*at New Hampshire	1 p.m.
Nov. 23	*MONMOUTH	1 p.m.

## TOWSON TIGERS (0-0, 0-0 CAA)

Home Stadium: Johnny Unitas Stadium (11,198)

Home: 0-0    Away: 0-0    vs. STATS Top 25: 0-0    vs. AFCA Top 25: 0-0

Aug. 31	at Cincinnati	2:30 p.m.
Sept. 7	MORGAN STATE	6 p.m.
Sept. 14	*at Villanova	3:30 p.m.
Sept. 21	at North Dakota State	2 p.m.
Oct. 5	*WILLIAM & MARY	6 p.m.
Oct. 12	at Norfolk State	2 p.m.
Oct. 19	*STONY BROOK	1 p.m.
Oct. 26	*at Monmouth	1 p.m.
Nov. 2	*at Richmond	2 p.m.
Nov. 9	*HAMPTON	1 p.m.
Nov. 16	*NORTH CAROLINA A&T	12 p.m.
Nov. 23	*at Campbell	2 p.m.

## VILLANOVA WILDCATS (0-0, 0-0 CAA)

Home Stadium: Villanova Stadium (10,500)

Home: 0-0    Away: 0-0    vs. Stats Top 25: 0-0    vs. AFCA Top 25: 0-0

Aug. 29	6/6	25/23 YOUNGSTOWN STATE	6 p.m.
Sept. 7		at Colgate	6 p.m.
Sept. 14		*TOWSON	3:30 p.m.
Sept. 21		at Maryland	TBA
Sept. 28		LIU	6 p.m.
Oct. 5		*at Stony Brook	3:30 p.m.
Oct. 19		*at Maine	1 p.m.
Oct. 26		*NEW HAMPSHIRE	3:30 p.m.
Nov. 2		*at Hampton	1 p.m.
Nov. 9		*NORTH CAROLINA A&T	1 p.m.
Nov. 16		*at Monmouth	12 p.m.
Nov. 23		*DELAWARE	1 p.m.

## WILLIAM &amp; MARY TRIBE (0-0, 0-0 CAA)

Home Stadium: Walter J. Zable Stadium (11,646)

Home: 0-0    Away: 0-0    vs. Stats Top 25: 0-0    vs. AFCA Top 25: 0-0

Aug. 29	15/16	VMI	7 p.m.
Sept. 7		at Coastal Carolina	7 p.m.
Sept. 14		at Wofford	6 p.m.
Sept. 21		FURMAN	6 p.m.
Sept. 28		*HAMPTON	6 p.m.
Oct. 5		*at Towson	6 p.m.
Oct. 19		*CAMPBELL	3:30 p.m.
Oct. 26		*at Stony Brook	3:30 p.m.
Nov. 2		*at North Carolina A&T	1 p.m.
Nov. 9		*ELON	1 p.m.
Nov. 16		*BRYANT	1 p.m.
Nov. 23		*at Richmond	12 p.m.

## 2024 CAA Football Preseason All-Conference Honors

Preseason Offensive Player of the Year: Connor Watkins, Villanova

Preseason Defensive Player of the Year: Caleb Curtain, Elon

## 2024 CAA Football Preseason All-Conference Team

## OFFENSE

Position	Player	School	Class
QB	Connor Watkins	Villanova	Gr.
RB	Elijah Burris	Hampton	Sr.
RB	Griffin Woodell	UAlbany	So.
RB	Bronson Yoder	William & Mary	Sr.
RB	Marcus Yarns	Delaware	Gr.
FB	Trey McDonald	William & Mary	Jr.
WR	Chandler Brayboy	Elon	Sr.
WR	Nick DeGennaro	Richmond	Sr.
WR	Anthony Johnson	Stony Brook	So.
TE	Carter Runyon	Towson	Sr.
OL	Temi Ajirrotutu	Villanova	Gr.
OL	Fintan Brose	Delaware	Gr.
OL	Charles Grant	William & Mary	Sr.
OL	Ozzie Hutchinson	UAlbany	Gr.
OL	Will Marotta	UAlbany	Gr.
OL	Ralph Paige, Jr.	Towson	Sr.

## DEFENSE

Position	Player	School	Class
DL	Jeremiah Grant	Richmond	Sr.
DL	Westley Neal, Jr.	Rhode Island	Sr.
DL	Michael Otty	Bryant	Sr.
DL	Dylan Ruiz	New Hampshire	Sr.
DL	Josiah Silver	New Hampshire	Sr.
LB	Brendan Bell	Villanova	Gr.
LB	Shane Hartzell	Villanova	Jr.
LB	A.J. Pena	Rhode Island	Jr.
LB	CJ Tillman	Campbell	Sr.
CB	Karon Prunty	North Carolina A&T	Sr.
CB	Isas Waxter	Villanova	Gr.
S	Caleb Curtain	Elon	Jr.
S	Ty Trinh	Villanova	Gr.

## SPECIAL TEAMS

PK	Keegan Vaughan	Towson	Sr.
P	Aaron Trusler	Richmond	Gr.
KR	Chandler Brayboy	Towson	Sr.
PR	Gabe Sloat	Rhode Island	Sr.
SPEC	Jabril Hayes	Richmond	Sr.

## HONORABLE MENTION

Position	Player	School	Class
QB	Matthew Downing	Elon	Sr.
QB	Derek Robertson	Monmouth	Sr.
RB	Malachi Imoh	William & Mary	Sr.
WR	Marquis Buchanan	Rhode Island	So.
WR	Joe Gillette	Maine	Gr.
WR	Jaylan Sanchez	Villanova	Jr.
WR	Logan Tomlinson	New Hampshire	Gr.
TE	Cooper Heisey	Maine	Gr.
OL	Ryan McKenna	William & Mary	Sr.
DL	Dion Crews-Harris	Towson	Sr.
DL	Cazeem Moore	Elon	Jr.
LB	Wayne Galloway	Richmond	Sr.

LB	Ryan Toscano	New Hampshire	Sr.
CB	Tyron Herring	Delaware	Gr.
S	Marcus Barnes	William & Mary	Sr.
PK	John Opalko	UAlbany	Sr.
P	Josh Cupitt	Delaware	Sr.
KR	JoJo Bermudez	Delaware	Jr.
KR	TJ Speight	Monmouth	Sr.
KR	VJ Wilkins	Campbell	So.
SPEC	Bobby Cleary	Campbell	Sr.

## 2024 CAA FOOTBALL PREDICTED ORDER OF FINISH

(Selected by a vote of Head Coaches)

1.	Villanova (9 first-place votes)	217
2.	Richmond (1 first-place vote)	189
3.	UAlbany (3 first-place votes)	179
4.	William & Mary	175
5.	Delaware (3 first-place votes)	163
6.	Elon	157
7.	New Hampshire	150
8.	Rhode Island	142
9.	Towson	114
10.	Monmouth	95
11.	Campbell	83
12.	Hampton	62
13.	Maine	57
14.	North Carolina A&T	49
15.	Bryant	46
16.	Stony Brook	42

## 2024 CAA Football Preseason All-Americans

## Stats Perform Walter Payton Award Watch List

Player	Position	School	Class
Nick DeGennaro	WR	Richmond	Sr.
Charles Grant	OL	William & Mary	Sr.
Connor Watkins	QB	Villanova	Gr.
Marcus Yarns	RB	Delaware	Gr.
Bronson Yoder	RB	William & Mary	Sr.

## Stats Perform Buck Buchanan Award Watch List

Player	Position	School	Class
Caleb Curtain	DB	Elon	Jr.
Josiah Silver	DL	New Hampshire	Sr.
Isas Waxter	DB	Villanova	Sr.

## HBCU + FCS National Player of the Year Watch List

Player	Position	School	Class
Elijah Burris	RB	Hampton	Sr.
Karon Prunty	DB	North Carolina A&T	Sr.

## Black College Player of the Year Watch List

Player	Position	School	Class
Elijah Burris	RB	Hampton	Sr.
Karon Prunty	DB	North Carolina A&T	Sr.

## Stats Perform Preseason All-America Team

OFFENSE				
Team	Position	Player	School	Class
First Team	WR	Nick DeGennaro	Richmond	Sr.
First Team	TE	Carter Runyon	Towson	Sr.
First Team	OL	Charles Grant	William & Mary	Sr.
Second Team	RB	Bronson Yoder	William & Mary	Sr.
Third Team	RB	Marcus Yarns	Delaware	Gr.

DEFENSE				
Team	Position	Player	School	Class
First Team	DL	Josiah Silver	New Hampshire	Sr.
First Team	DB	Caleb Curtain	Elon	Jr.
Second Team	DB	Isas Waxter	Villanova	Gr.
Third Team	LB	Shane Hartzell	Villanova	Jr.

SPECIAL TEAMS				
Team	Position	Player	School	Class
First Team	P	Aaron Trusler	Richmond	Gr.
Third Team	LS	Bobby Cleary	Campbell	Sr.

## Phil Steele Preseason All-America Team

OFFENSE				
Team	Position	Player	School	Class
First Team	RB	Marcus Yarns	Delaware	Gr.
First Team	WR	Nick DeGennaro	Richmond	Sr.
First Team	TE	Carter Runyon	Towson	Sr.
First Team	OL	Charles Grant	William & Mary	Sr.
Second Team	AP	Chandler Brayboy	Elon	Sr.
Third Team	OL	Ozzie Hutchinson	UAlbany	Sr.
Fourth Team	RB	Bronson Yoder	William & Mary	Sr.
Fourth Team	WR	Anthony Johnson	Stony Brook	So.

## DEFENSE

Team	Position	Player	School	Class
First Team	DB	Caleb Curtain	Elon	Jr.
Second Team	DL	Josiah Silver	New Hampshire	Sr.
Second Team	DB	Isas Waxter	Villanova	Gr.
Fourth Team	LB	A.J. Pena	Rhode Island	Jr.
Fourth Team	LB	Shane Hartzell	Villanova	Jr.
Fourth Team	DB	Karon Prunty	North Carolina A&T	Sr.

## SPECIAL TEAMS

Team	Position	Player	School	Class
Second Team	LS	Donato Crisanti	Rhode Island	Sr.
Third Team	P	Josh Cupitt	Delaware	Sr.
Fourth Team	P	Aaron Trusler	Richmond	Gr.
Fourth Team	KR	TJ Speight	Monmouth	Sr.
Fourth Team	LS	Bobby Cleary	Campbell	Sr.

## HBCU Preseason All-America Team

Team	Position	Player	School	Class
First Team	DB	Karon Prunty	North Carolina A&T	Sr.
Hon. Mention	RB	Elijah Burris	Hampton	Sr.

## FCS Punter Of The Year Award Watch List

Player	Position	School
Caleb Brickhouse	P	North Carolina A&T
Luke Schabel	P	Monmouth
Clayton Taylor	P	Stony Brook
Aaron Trusler	P	Richmond



## 2024 CAA Football Weekly Awards

## OFFENSIVE

## DEFENSIVE

## SPECIAL TEAMS

## ROOKIE

Sept. 2			
Sept. 9			
Sept. 16			
Sept. 23			
Sept. 30			
Oct. 7			
Oct. 14			
Oct. 21			
Oct. 28			
Nov. 4			
Nov. 11			
Nov. 18			
Nov. 25			

## Career CAA Football Weekly Award Leaders (since 2007)

15 - John Robertson (VU, QB)

10 - Terrance West (TU, RB)

9 - Andrew Pierce (UD, RB)

7 - Davis Cheek (EU, QB); Jonathan Grimes (W&amp;M, RB)

6 - Kendell Anderson (W&amp;M, RB); Earnest Edwards (UM, WR/KR); Taylor Heinicke (ODU, QB); Rodney Landers (JMU, QB); Dylan Laube (UNH, RB/RET); Vad Lee (JMU, QB); Reese Poffenbarger (UA, QB); Ethan Ratke (JMU, PK); Stephon Robertson (JMU, LB); Justin Rogers (UR, KR/DB); Justin Thorpe (JMU, QB)

5 - Max Brosmer (UNH, QB); Matt Evans (UNH, LB); Scotty McGee (JMU, KR); Troy Reeder (UD, LB); Bryan Schor (JMU, QB); Dae'Quan Scott (JMU, RB/PR)

4 - D'Angelo Amos (JMU, S/PR); Zach Bednarczyk (VU, QB); Pat Devlin (UD, QB); Joe Fagnano (UM, QB); Tom Flacco (TU, QB); Sean Goldrich (UNH, QB); Josh Gontarek (UA, WR); Elijah Ibitokun-Hanks (UA, RB); Cole Johnson (JMU, QB); Derrick Joseph (TU, KR/WR); Kyle Lauletta (UR, QB); Donald Liotine (SBU, RB); Jimmy Moreland (JMU, CB); Christophe Mulumba Tshimanga (UM, LB); Aidan O'Neill (TU, PK); Dontra Peters (UNH, CB/RB); Forrest Rhyme (VU, LB); Shane Simpson (TU, RB); Eric Ward (UR, QB); Darius Wilson (W&amp;M, QB); Griffin Woodell (RB, UA)

3 - Nigel Beckford (UM, RB); Jovan Belcher (UM, DL); Skyler Davis (EU, PK); Grant Enders (TU, QB); R.J. Harris (UNH, WR); Nolan Henderson (UD, QB); Dev Holmes (UA, WR); Tyler Holmes (UMASS, LB); D'Ago Hunter (TU, RET); Ramon Jefferson (UM, RB); Thomas Jefferson (UD, RB); Josh Jennings (UMASS, LB); Jaluan Lawson (URI, QB); Dejour Lee (UD, RB/KR); Josh Mack (UM, RB); Tom Manning (UNH, PK); Eric McBride (UR, LB); Cameron McCurry (VU, S); Ricky Santos (UNH, QB); Jaden Shirden (MU, RB); Ryan Stover (TU, QB); Michael Strauss (UR, QB); Cooper Taylor (UR, DB); Coby Tippet (TU/URI, DB); Anthony Walters (UD, DB); B.W. Webb (W&amp;M, DB); Chris Whitney (VU, QB); Paul Worrlow (UD, LB); Bronson Yoder (RB/KR, W&amp;M)

2 - Nasir Adderley (UD, S/KR); Jaquan Amos (VU, DB); Angelo Babbaro (VU, KR); Sean Baner (UD, PK); Brendan Bell (VU, LB); Tyrice Beverette (SBU, DB); Andrew Bose (URI, LB); Freddie Brock (UM, RB); Pushaun Brown (UM, RB); Johnny Buchanan (UD, LB); Cole Bunce (VU, PK); John Carpenter (W&amp;M, PK); Rayshan Clark (UA, CB); Ryan Coe (UD, PK); Liam Coen (UMASS, QB); Cole Coleman (EU, S); Derek Cox (W&amp;M, DB); Dalton Crossan (UNH, RB/KR); Ben DiNucci (JMU, QB); Tyler Dressler (UR, LB); Louis Feinstein (URI, PK); Chris Ferguson (UM, QB); Tyquell Fields (SBU, QB); Aaron Forbes (VU, RB); Jacobi Green (UR, RB); John Haggart (SBU, DL); Joey Harmon (VU, LB); Sage Harold (James Madison, DL); Derek Hatcher (Richmond, PR); Kyre Hawkins (James Madison, LB); Travis Hawkins (UD, KR); Jonathan Hernandez (UMASS, RB); Tim Hightower (UR, RB); Kasim Hill (URI, QB); Marcus Hillman (EU, DB); Dimitri Holloway (JMU, LB); DeAndre Houston-Carson (W&amp;M, S); Kareem Huggins (HU, KR); Kyle Hunte (NU, LB); Brock Jackolski (HU, RB); Maurice Jackson (UR, DL); Cardon Johnson (JMU, RB); Michael Johnson (UD, WR/KR); Owen Johnson (EU, PK); Nigel Jones (UM, RB); Dylan Kelly (UA, LB); Tyler King (SBU, LB); Terrence Klein (UNH, LB); Trevor Knight (UNH, QB); Jake Larson (UR, PK); Ty Son Lawton (SBU, RB); Brandon Lee (JMU, DL); Donnell Lewis (TU, DB); Nate Lynn (W&amp;M, DL); Joe Marcoux (VU, PK); Perry McIntyre (UMASS, LB); Joe Mancuso (UR, QB); Hollis Mathis (W&amp;M, QB); Karl Mofor (UA, RB); Tyler Pastula (UD, P); Brian Pate (W&amp;M, PK); Isaiah Perkins (TU, WR); James Pitts (VU, DB); John Pius (W&amp;M, LB); Steve Probst (URI, QB); Darius Reynolds (UR, DE); Taylor Reynolds (JMU, CB); Luke Rhodes (W&amp;M, LB); Patrick Ricard (UM, DL); Derek Robertson (UM, QB); Rashad Robinson (JMU, CB); Trevor Sasek (UD, QB); Josiah Silver (UNH, DE); James Simms (TU, LB); Dan Smith (VU, QB); Dylan Smith (URI, K); Tye Smith (TU, CB); Cameron Starke (JMU, PK); Gage Steele (JMU, LB); Jon Strifsky (UD, PK); Malcolm Summers (EU, RB); Jaylan Thomas (EU, RB); Deontez Thompson (UR, RB); R.J. Toman (UNH, QB); Adrian Tracy (W&amp;M, DL); Jake Trantinn (W&amp;M, LB); Patrick Toole (UA, PK); Jared Turcotte (UM, RB); Reece Udinski (UR, QB); Andy Vailas (UNH, QB); Solomon Vanhorse (JMU, RB); Antonio Vaughan (ODU, WR/PR); Josh Vaughan (UR, RB); Darius Victor (TU, RB); Gian Villante (HU, LB); Carlos Washington (UNH, RB); Antwane Wells, Jr. (JMU, WR); VJ Wilkins (WR, CU); Marcus Willoughby (EU, DL); Jaheem Woods (SBU, DB); Micah Wright (UM, WR); Griff Yancey (JMU, RB)

1 - Adam Abramowitz (UD, LB); Khalid Abdullah (JMU, RB); D.J. Adeoba (UMASS, LB); Victor Adesanya (URI, DL); Percy Agyei-Obese (JMU, RB); Ronnie Akins (VU, DB); Sherman Alston (SBU, RB); Andrew Ankrach (JMU, LB); R.J. Archer (W&amp;M, QB); Ezra Archie (JMU, WR); Conner Arnone (JMU, P/PK); Peter Athens (TU, QB); Nowoola Awopetu (VU, KR/DB); Jakwail Bailey (ODU, WR); Aaron Ball (VU, RB); John Baranowsky (JMU, DL); Justin Barnes (JMU, LB); Trevor Bates (UNH, DL); Nick Battle (UR, DL); Stacey Bedell (SBU, RB); Christian Benford (VU, DB); Odell Benton (EU, LB); Jack Berkowitz (EU, PK); Andre Bibeault (DE, URI); Caden Bonoffski (W&amp;M, PK); Mike Boyle (UNH, KR); Brian Bradford (TU, LB); Anthony Bratton (UD, DB); Brandon Briggs (UM, PK); Charles Briscoe III (UNH, DB); Dejon Brissett (UR, KR/WR); Jake Brown (MU, LB); Jordan Brown (JMU, DB); Kevin Brown, Jr. (URI, RB); S.J. Brown (TU, S); Marcus Burley (UD, DB); Dylan Burns (UA, PK); Elijah Burris (HAM, RB); Pop Bush (UNH, S); Jerry Butler (UD, KR); Mike Callahan (W&amp;M, QB); Tyler Campbell (EU, DB); Joey Carino (UA, QB); Rich Carr (UM, DB); Bryce Carter (TU, DL); Ron'Dell Carter (JMU, DL); Derek Cassidy (URI, QB); Ethan Chang (W&amp;M, PK); DeUnte Chatman (UNH, RB); Don Cherry (VU, LB); Nick Chimenti (SBU, DB); Cory Christopher (HU, QB); Cody Cipalla (UD, DB); Telvion Clark (TU, LB); John Clements (UNH, KR); Steve Cluley (W&amp;M, QB); Andrew Clyde (UR, DL); Michael Cole (UM, DE); Camden Coleman (JMU); Dante Cook (W&amp;M, LB); Taymon Cooke (A&amp;T, KR); Casey Cooley (UR, DL); Harold Cooper (URI, KR/RB); Romon Copeland (HAM, KR); Aaron Corp (UR, QB); Trevor Coston (UM, PR); Jerome Couplin III (W&amp;M, FS); Justin Covington (VU, RB); Elliot Croskey (UA, RB); Dalton Crossan (UNH, RB); Omar Cuff (UD, RB); Taveion Cuffee (JMU, DB); Caleb Curtain (EU, DB); Brellynd Cyphers (EU, RB); John Daka (JMU, DL); Benjamin Davis (UM, LB); Rashard Davis (JMU, PR); Khalil Dawsey (UD, DB); Casey DeAndrade (UNH, CB); Kyndel Dean (WR, JMU); Quinlen Dean (UNH, LB); Sean DeCloux (UM, K); DeVonte Dedmon (W&amp;M, WR/

PR); Anthony Del Negro (SBU, TE); John Dempsey (VU, DB); Roland Dempster (SBU, RB); Donte Dennis (UM, LB); Derek Deoul (UM, P); Marques DeShields (URI, RB); Christian Dixon (TU, LB); Kenny Doak (UM, PK); Cameron Dohse (W&amp;M, WR); Tim Donnelly (UD, QB); Nick Dorka (W&amp;M, PK); Ahmere Dorsey (URI, KR); Christian Dorsey (UA, LB); Matthew Downing (UA, QB); Drew Dudzik (JMU, QB); Aaron Dykes (UR, RB); Morgan Eilman (UNH, PK); Eric Enderson (UD, P); Nate Evans (W&amp;M, RB); Ryan Farrell (UNH, LB/LS); Joe Flacco (UD, QB); Carthell Flowers (SBU, DB); Nathan Fondacaro (VU, P); Terrance Fox (UNH, KR); Tye Freeland (W&amp;M, S); Albert Funderburke (W&amp;M, RB); Malik Gavek (URI, S); Syeed Gibbs (URI, CB); Brandon Ginnetti (URI, DL); Jake Giusti (UD, DB); Matt Goff (JMU, P); Xavier Goodall (UR, RB); Donald Goodrich (UNH, RB); Colby Goodwyn (ODU, RB); Jordan Gowins (SBU, RB); Jeremiah Grant (UR, DE); Mike Gray (UA, WR); Tyler Gray (JMU, PK); Oliver Graybar (URI, P); Airek Green (W&amp;M, LB); Raven Greene (JMU, S); John Greer (UNH, DB); John Griffin (NU, RB); Ty Groff (URI, PK); Stanley Gutierrez (HU, LB); Aamir Hall (UR, CB); Darryl Hamilton (UR, DB); Mark Hamilton (VU, PK/P); Jeremiah Hamlin (UR, RB); Jalen Hampton (EU, RB); MJ Hampton (JMU, S); Shane Hartzell (VU, LB); Brandyn Harvey (VU, WR); Brian Harvey (UM, PK); Nate Hatalaky (UA, LB); Kyle Havens (UMASS, QB); David Hayes (UD, RB); Jaaron Hayek (VU, WR); Gage Herdman (W&amp;M, S); Robert Heyward (TU, LB); Nijuel Hill (UD, CB); Wes Hills (UD, RB); John Hinchin (VU, P); Ryan Hinds (UNH, DB); Changa Hodge (VU, WR); Justin Hogan (URI, LB); Emmanuel Holder (TU, FB); Myles Holmes (URI, KR); Evan Horn (UNH, S); Jae'Wuan Horton (UNH, DL); Malachi Hoskins (UA, DL); Omar Howard (UR, LB); Stephen Howell (UR, DB); Matt Hubbard (GSU, P); Markus Hunter (JMU, DB); Travis Hurd (URI, KR); Sam Hurwitz (TU, PK); Marcus Hyde (W&amp;M, DE); Malachi Imoh (W&amp;M, RB); McAllister Ingram (EU, DB); Devon Jackson (UNH, LB); Alex James (UA, RB); Jamie Jarmon (UD, WR); Kevin Jarrell (W&amp;M, LB); Chris Jeannot (UNH, TE); Sean Jellison (UNH, RB); Deontray Johnson (URI, KR); Mat Johnson (NU, PK); Reuben Johnson (SBU, DB); Brandon Johnson-Farrell (URI, WR); David Jones (UR, DB); Isaiah Jones (W&amp;M, LB); Jalen Jones (W&amp;M, CB); Rob Jones (UD, PR/KR); Tre'Von Jones (EU, DB); Randy Jordan (URI, KR); Brandon Jordi (UR, K); Jesse Julmiste (UMASS, KR); Anton Juncaj (UA, DE); Mikail Kamara (JMU, DL); Wil Kamin (UR, PK/P); Pat Kehoe (UD, QB); Tristen Kenan (UM, RB); Nathan Kent (TU, QB); Will Knight (UD, RB); Chris Koepplin (UMASS, PK); Tanoh Kpassagnon (VU, DL); Drew Kresge (VU, PK); Jared Kuehl (UNH, LB); Tim Kukucka (VU, DL); Pop Lacey (UNH, S); Isaiah Laster (W&amp;M, S); Shayne Lawless (SBU, LB); Sean Lehan (UNH, P); Eriq Lewis (ODU, CB); Greg Liggs, Jr. (EU, DB); Poppy Livers (VU, PR); Sherman Logan (UR, DL); Eric Loper (VU, DB); Andrew Lopez (UR, PK); Marlem Louis (UR, DE); Alex Lucansky (SBU, PK); Mike MacArthur (UNH, PK/P); L.B. Mack III (URI, LB); Fred Maldonado (VU, DB); Khairi Manns (UM, DL); Oleh Manzyk (UNH, LB); Matt Marcello (UD, DL); Xavier Marshall (UD, LB); Jarrett Martin (UR, LB); Jon Martin (UA, P); Deron Mayo (HU, DL); Malcolm Mays (HU, QB); Miguel Maysonet (HU, RB); Tre McBride (W&amp;M, KR/PR); Shane McDonough (TU, P); Sean McElwain (W&amp;M, TE); Willie McGinnis (URI, DL); Chase McGowan (UD, DL); Charlie McKee (SBU, QB); Ja'Den McKenzie (URI, RB); Eli Mencer (UA, LB); Warren Messer (EU, LB); Levi Metheny (UA, LB); David Miller (W&amp;M, P); Dymere Miller (MU, WR); Greg Miller (VU, DL); John Miller (JMU, RB); John Carlos Miller (EU, TE); Ray Miller (UM, LB); AJ Mislter (UA, S); Corey Mitchell (EU, LB); Arthur Moats (JMU, DL); Zack Monson (EU, LB); Martel Moody (VU, LB); J.J. Moore (UMASS, RB); Khalil Moore (EU, DB); Kyle Morgan (SBU, DB); Neil Morrison (UA, LB); Alex Mosley (JMU, DL); Maurice Murray (NU, RB); Westley Neal, Jr. (DT, URI); Kirk Nelms (UMASS, DB); Tony Nelson (UMASS, RB); Drew Nickles (UD, LB); Victor Ochi (SBU, DL); Harry O'Kelly (JMU, P); Demetrius Oliver (EU, WR); Joey Orlando (UNH, WR); Omar Osbourne (UA, RB); Noah Palm (UNH, DB); Matt Parent (UNH, LB); Aaron Parker (URI, WR); Corey Parker (W&amp;M, DB); Martin Parker (UR, DL); Andrew Pawlowski (UD, LB); A.J. Pena (URI, LB); Mike Perry (UD, PK); David Petroni (EU, P); Wayne Pettus (UR, DB); Jake Phillips (W&amp;M, QB); Matt Pires (URI, PR); Noah Plack (UD, S); Kyle Polk (TU, LB); Brad Prasky (UNH, P); Rayjoun Pringle (VU, WR); Vito Priore (URI, QB); Frank Raggio (UD, PK); Isaiah Ragland (VU, RB); Brandon Ravenel (JMU, KR/WR); Mike Reid (MU, DB); Josh Roach (JMU, LB); Aaron Roane (UD, FS); Rodney Roane (TU, LB); Courtney Robinson (UMASS, KR); Oneil Robinson (URI, S); NaQuari Rogers (CU, RB); Omar Rogers (EU, LB); Justin Rohrwasser (URI, PK); Rob Rolle (VU, S); Kyle Romenick (EU, P); Donald Russell (GSU, RB); Troy Russell (UM, LB); Josh Ritter (W&amp;M, LB); Jake Ryder (TU, P); Kyle Sakowski (UA, S); Drew Sanborn (UNH, P); Joe Sarnese (VU, S); Sean Schaefer (TU, QB); Davey Schaum-Bartocci (UM, P); KT Seay (UD, DB); Trai Sharp (JMU, WR); Sterling Sheffield (UM, LB); Dejour Simmons (JMU, KR); AJ Simon (UA, DE); Jaylen Smith (UR, RB); Prince Smith (UNH, CB); Hugo Souza (UNH, LB); TJ Speight (MU, KR); Jeff Steeb (VU, LB); Nico Steriti (UNH, RB); Deshawn Stevens (UM, LB); Rickey Stevens (UM, RB); Christian Summers (TU, WR); Matt Szczur (VU, WR); Julian Talley (UMASS, WR); Jackson Taylor (UD, LB); Yeedee Thaeenrat (TU, RB); Phillip Thaxton (UD, RB); Nate Thellen (NU, DB); Terence Thomas (VU, LB); Myles Thomson (UNH, PR); Brian Thompson (W&amp;M, DB); Kris Thornton (JMU, WR); Chris Treister (UM, QB); Andrew Trent (SBU, WR); Griffin Trau (UR, PK); Aaron Trusler (UR, P); Diamonte Tucker-Dorsey (JMU, LB); Ricky Tunstall (UD, FS); BJ Turner (A&amp;T, LB); Charles Tut (JMU, KR/CB); Brandon Tyson (EU, LB); Jeff Undercuffier (UA, QB); Cornell Urquhart (JMU, DL); Solomon Vanhorse (JMU, RB); Dino Vasso (UNH, DB); Caleb Violette (UMASS, PK/P); Ed Wagner (UD, P); Brandon Waller (UR, DL); Marcus Wasilewski (UM, QB); Connor Watkins (VU, QB); Jordan Waxman (UM, P); Terrel Walker (UM, RB); Kortez Weeks (EU, LB); Tristan Wheeler (UR, LB); Lamir Whetstone (UM, DB); Will Whitehurst (W&amp;M, P); Drew Wiley (VU, LB); Casey Williams (SBU, DL); Chase Williams (JMU, LB); Hajj-Malik Williams (CU, QB); Jasiah Williams (UR, WR); Kwe'shon Williams (JMU, CB); Pat Williams (JMU, LB); Roger Williams (HU, PK); Albert Wilson (GSU, KR); Tez Wilson (URI, LB); Shamari Wingard (EU, KR); Mitchell Wright (SBU, P); Nick Yako (VU, PK); Marcus Yarns (UD, RB); Devin Young (UM, WR); Jeff Yurk (EU, P); Rauley Zaragoza (UD, P); Rob Zarrilli (HU, PK); Chris Zellous (HAM, QB)

## CAA Football in the 2024 Polls

## Stats Perform Top 25 (Preseason)

No.	Team	Record	Points
1.	South Dakota State (52)	0-0	1,396
2.	North Dakota State (3)	0-0	1,327
3.	Montana	0-0	1,285
4.	Montana State (1)	0-0	1,199
5.	South Dakota	0-0	1,155
6.	<b>Villanova</b>	<b>0-0</b>	<b>1,151</b>
7.	Idaho	0-0	1,021
8.	Sacramento State	0-0	874
9.	Chattanooga	0-0	868
10.	Southern Illinois	0-0	832
11.	Central Arkansas	0-0	724
12.	Furman	0-0	678
13.	<b>Richmond</b>	<b>0-0</b>	<b>625</b>
14.	UIW	0-0	605
15.	<b>William &amp; Mary</b>	<b>0-0</b>	<b>546</b>
16.	<b>UAlbany</b>	<b>0-0</b>	<b>527</b>
17.	Lafayette	0-0	359
18.	UC Davis	0-0	351
19.	Illinois State	0-0	350
20.	Western Carolina	0-0	318
21.	Tarleton	0-0	302
22.	Weber State	0-0	268
23.	Nicholls	0-0	201
24.	North Dakota	0-0	197
25.	Youngstown State	0-0	177

Others receiving votes: **Elon (174)**, UT Martin (169), Eastern Illinois (139), Mercer (98), Florida A&T (65), North Carolina Central (52), Austin Peay (51), Alabama State (17), Holy Cross (17), Eastern Washington (14), Drake (8), Duquesne (8), Harvard (6), Samford (6), Northern Iowa (4)

## AFCA FCS Coaches Top 25 (Preseason)

No.	Team	Record	Points
1.	South Dakota State (25)	0-0	649
2.	North Dakota State	0-0	614
3.	Montana	0-0	576
4.	Montana State	0-0	518
5.	South Dakota	0-0	512
6.	<b>Villanova</b>	<b>0-0</b>	<b>502</b>
7.	Idaho	0-0	473
8.	Chattanooga	0-0	403
9.	Furman	0-0	392
10.	Sacramento State	0-0	382
11.	Southern Illinois	0-0	370
12.	<b>Richmond</b>	<b>0-0</b>	<b>353</b>
13.	Central Arkansas	0-0	339
14.	<b>UAlbany</b>	<b>0-0</b>	<b>275</b>
15.	UIW	0-0	259
16.	<b>William &amp; Mary</b>	<b>0-0</b>	<b>196</b>
17.	UC Davis	0-0	164
18.	Lafayette	0-0	157
19.	Western Carolina	0-0	144
20.	Illinois State	0-0	143
21.	Tarleton	0-0	137
22.	North Dakota	0-0	131
23.	Youngstown State	0-0	97
24.	Nicholls	0-0	91
25.	Florida A&M (1)	0-0	71

Others receiving votes: Weber State (66), North Carolina Central (53), Eastern Illinois (50), UT Martin (38), Austin Peay (35), Northern Iowa (33), Harvard (32), Yale (31), Mercer (27), Holy Cross (20), Howard (20), Alabama State (17), Northern Arizona (17), **Elon (16)**, Alcorn State (9), Duquesne (7), **North Carolina A&T (6)**, Fordham (5), Gardner-Webb (4), Indiana State (3), Missouri State (3), Butler (2), Eastern Kentucky (2), Southeast Missouri (2), Murray State (1), Eastern Washington (1), Samford (1), Utah Tech (1)

## Conference Rankings (Preseason)

	Stats	AFCA
Big Sky	6	5
UC Davis, Idaho, Montana, Montana State, Sacramento State, Weber State		
Big South/OVC	0	0
CAA Football		
	4	4
UAlbany, Richmond, Villanova, William & Mary		
Ivy	0	0
MEAC		
	0	0
Missouri Valley		
	7	7
Illinois St., North Dakota, North Dakota St., South Dakota, South Dakota St., So. Illinois, Youngstown St.		
Northeast	0	0
Patriot		
	1	1
Lafayette		
Pioneer	0	0
Southern		
	3	3
Chattanooga, Furman, Western Carolina		
Southland	2	2
UIW, Nicholls		
SWAC	0	1
Florida A&M		
United	2	2
Central Arkansas, Tarleton		

## 2024 Weekly Team-By-Team Rankings Breakdown

(Stats Perform/AFCA Coaches)

	UA	BU	CU	UD	EU	HU	UM	MU	UNH	A&T	URI	UR	SBU	TU	VU	WM
Preseason	16/14	-/-	-/-	-/-	rv/rv	-/-	-/-	-/-	-/-	-/rv	-/-	13/12	-/-	-/-	6/6	15/16
Sept. 4																
Sept. 11																
Sept. 18																
Sept. 25																
Oct. 2																
Oct. 9																
Oct. 16																
Oct. 23																
Oct. 30																
Nov. 6																
Nov. 13																
Nov. 20																
Final																

## 2024 CAA Football vs. The Nation

## 2024 CAA FOOTBALL NONCONFERENCE RECORDS

OVERALL: 0-0 (.000)

	----- 2023 -----		
Conference	Games	W-L	Pct.
American (FBS)	0	0-0	.000
ACC (FBS)	0	0-0	.000
Big South/OVC (FCS)	0	0-0	.000
Big Sky (FCS)	0	0-0	.000
Big Ten (FBS)	0	0-0	.000
Big 12 (FBS)	0	0-0	.000
Conference USA (FBS)	0	0-0	.000
Ivy (FCS)	0	0-0	.000
MEAC (FCS)	0	0-0	.000
Missouri Valley (FCS)	0	0-0	.000
Mountain West (FBS)	0	0-0	.000
Northeast (FCS)	0	0-0	.000
Patriot (FCS)	0	0-0	.000
SEC (FBS)	0	0-0	.000
Southern (FCS)	0	0-0	.000
SWAC (FCS)	0	0-0	.000
Sun Belt (FBS)	0	0-0	.000
Non-Division I	0	0-0	.000
CAA Football vs. FCS	0	0-0	.000
CAA Football vs. FBS	0	0-0	.000

## CAA FOOTBALL NONCONFERENCE RECORDS (since 2002)

Year	----- Overall -----			----- Playoffs -----	
	Games	W-L	Pct.	W-L	Pct.
2002	36	24-12	.667	3-3	.500
2003	36	24-12	.667	4-1	.800
2004	47	32-15	.681	8-3 (2 CAAFB matchups)	.727
2005	40	25-15	.625	2-2	.500
2006	39	24-15	.615	4-3 (1 CAAFB matchup)	.571
2007	47	30-17	.638	6-5	.545
2008	54	34-20	.630	8-4 (1 CAAFB matchup)	.667
2009	43	29-14	.674	8-3 (2 CAAFB matchups)	.727
2010	38	24-14	.632	6-4 (1 CAAFB matchup)	.600
2011	41	25-16	.610	3-5	.375
2012	37	18-19	.486	1-3	.250
2013	48	29-19	.604	6-3 (1 CAAFB matchup)	.667
2014	54	29-25	.537	4-4	.500
2015	42	20-22	.476	3-4 (1 CAAFB matchup)	.429
2016	45	27-18	.600	8-3 (1 CAAFB matchup)	.727
2017	43	28-15	.651	6-4 (1 CAAFB matchup)	.600
2018	43	24-19	.558	3-6 (1 CAAFB matchup)	.333
2019	53	30-23	.566	4-3	.571
2020	11	8-3	.727	4-2	.667
2021	41	24-17	.585	3-2	.600
2022	48	28-20	.583	4-5	.444
2023	52	24-28	.462	5-4 (1 CAAFB matchup)	.556
TOTALS	938	560-378	.597	104-76 (13 CAAFB matchups)	.578

## CAA FOOTBALL ALL-TIME VICTORIES OVER FBS OPPONENTS

(Since NCAA I-A "FBS" and I-AA "FCS" division in 1978)

YEAR	CAA Football School	Opponent	Score	Date
1978	Massachusetts	Boston College	27-0	Nov. 5
1984	Massachusetts	Ball State	26-10	Sept. 1
1986	Delaware	Nav	27-14	Nov. 15
1989	Delaware	Navy	10-9	Nov. 18
1991	Delaware	Navy	29-25	Oct. 26
1992	Delaware	Navy	37-21	Oct. 24
1994	Boston Univ.	Army	21-12	Nov. 12
1998	William & Mary	Temple	45-38	Oct. 3
1999	Connecticut	Buffalo	23-0	Sept. 18
2000	Northeastern	Connecticut	35-27	Sept. 23
2000	Richmond	Arkansas State	30-27	Sept. 30
2000	Rhode Island	Connecticut	26-21	Nov. 11
2002	Villanova	Rutgers	37-19	Aug. 31
2002	Northeastern	Ohio	31-0	Sept. 7
2003	Villanova	Temple	23-20	Sept. 6
2003	Delaware	Navy	21-17	Oct. 25
2004	New Hampshire	Rutgers	35-24	Sept. 11
2004	Maine	Mississippi State	9-7	Sept. 18
2006	Richmond	Duke	13-0	Sept. 2
2006	New Hampshire	Northwestern	34-17	Sept. 9
2007	New Hampshire	Marshall	48-35	Sept. 15
2007	Delaware	Navy	59-52	Oct. 27
2008	New Hampshire	Army	28-10	Sept. 6
2009	Villanova	Temple	27-24	Sept. 3
2009	William & Mary	Virginia	26-14	Sept. 5
2009	Richmond	Duke	24-16	Sept. 5
2009	New Hampshire	Ball State	23-16	Sept. 12
2010	James Madison	Virginia Tech	21-16	Sept. 11
2011	Richmond	Duke	23-21	Sept. 3
2013	Iowson	Connecticut	33-18	Aug. 29
2013	Maine	Massachusetts	24-14	Sept. 7
2015	James Madison	SMU	48-45	Sept. 26
2016	UAlbany	Buffalo	22-16	Sept. 2
2016	Richmond	Virginia	37-20	Sept. 3
2017	James Madison	East Carolina	34-14	Sept. 2
2017	New Hampshire	Georgia Southern	22-12	Sept. 9
2018	Villanova	Temple	19-17	Sept. 1
2018	Maine	Western Kentucky	31-28	Sept. 8
2021	Rhode Island	UMass	35-22	Nov. 6
2021	Maine	UMass	35-10	Nov. 13
2022	William & Mary	Charlotte	41-24	Sept. 2
2022	Delaware	Navy	14-7	Sept. 3
CAA Football vs. I-A/FBS (Since 1978)			42-244 (.147)	

## CAA Football In The Playoffs

CAA Football Postseason Records By Round  
(includes Yankee and Atlantic 10 members since 1978)

CAA Football Teams in Playoffs	Non-Conference	Overall
First Round .....	58-39 (.598)	59-40 (.596)
Second Round (since 2010) .....	16-15 (.516)	21-20 (.512)
Quarterfinals .....	25-28 (.472)	30-33 (.476)
Semifinals .....	10-16 (.385)	12-18 (.400)
Championship Game .....	6-7 (.462)	6-7 (.462)
All Rounds.....	113-103 (.523)	125-115 (.521)

Team-By-Team Records In The NCAA Playoffs  
(current members; during conference membership; versus all opponents)

CAA Football Team	Home	Road	Neutral	Overall
UAlbany .....	2-0 (1.000)	1-2 (.333)	0-0 (.000)	3-2 (.600)
Delaware .....	17-4 (.810)	6-10 (.375)	1-2 (.333)	24-16 (.600)
Elon .....	0-1 (.000)	0-2 (.000)	0-0 (.000)	0-3 (.000)
Maine .....	1-1 (.500)	4-7 (.364)	0-0 (.000)	5-8 (.385)
New Hampshire .....	7-5 (.583)	8-12 (.400)	0-0 (.000)	15-17 (.469)
Rhode Island .....	2-0 (1.000)	0-3 (.000)	0-0 (.000)	2-3 (.667)
Richmond .....	9-3 (.750)	6-8 (.429)	1-0 (1.000)	16-11 (.593)
Stony Brook .....	1-0 (1.000)	0-2 (.000)	0-0 (.000)	1-2 (.333)
Towson .....	1-2 (.333)	2-0 (1.000)	0-1 (.000)	3-3 (.500)
Villanova .....	11-3 (.786)	2-11 (.154)	1-0 (1.000)	14-14 (.500)
William & Mary .....	6-2 (.750)	1-6 (.143)	0-0 (.000)	7-8 (.463)

## CAA Football vs. The NCAA Playoff Field

(includes Yankee and Atlantic 10 members' opponents since 1978)

\* Does not reflect the UD-WM (2004), JMU-WM (2004), UNH-UMass (2006), VU-JMU (2008), UNH-VU (2009), WM-VU (2009), UNH-UD (2010), UNH-UM (2013), WM-UR (2015), UR-UA (2023) contests as they were each league members at time of game.

Appalachian State .....	4-9	Marshall .....	0-4
Arkansas State .....	0-1	McNeese State .....	3-4
Akron .....	1-0	Missouri State .....	0-1
Bethune-Cookman .....	1-0	Monmouth .....	1-0
Central Arkansas .....	1-0	Montana .....	6-4
Central Connecticut State .....	2-0	Montana State .....	0-4
Chattanooga .....	1-0	Morgan State .....	1-0
Coastal Carolina .....	1-1	Nevada-Reno .....	1-0
Colgate .....	4-5	North Carolina A&T .....	1-0
Davidson .....	1-0	North Carolina Central .....	1-0
Delaware State .....	1-0	Norfolk State .....	1-0
Duquesne .....	1-1	North Dakota .....	2-0
E. Tenn. State .....	0-1	North Dakota State .....	1-7
Eastern Illinois .....	1-0	Northern Iowa .....	5-6
Eastern Kentucky .....	4-2	Northwestern State .....	1-0
Eastern Washington .....	1-4	Portland State .....	1-0
Elon .....	1-0	Richmond .....	1-1
Florida A&M .....	0-1	Sacramento State .....	0-1
Fordham .....	5-1	Sacred Heart .....	1-0
Furman .....	3-6	Saint Francis (Pa.) .....	2-0
Gardner-Webb .....	1-0	Sam Houston State .....	1-2
Georgia Southern .....	4-10	Samford .....	1-1
Hampton .....	4-0	South Dakota State .....	1-7
Hofstra .....	2-0	Southeast Missouri .....	0-1
Holy Cross .....	2-1	Southeastern Louisiana .....	2-1
Idaho .....	1-1	Southern Illinois .....	4-1
Idaho State .....	0-1	Stephen F. Austin .....	1-0
Illinois State .....	1-1	Stony Brook .....	0-1
Jackson State .....	1-0	Troy State .....	1-1
Jacksonville State .....	2-0	VMI .....	1-0
James Madison .....	0-1	Weber State .....	4-0
Lafayette .....	4-0	William & Mary .....	1-1
Lehigh .....	6-3	Wofford .....	3-2
Liberty .....	1-1	Youngstown State .....	3-4
Louisiana-Monroe .....	1-0		

## FCS Conferences In The NCAA Playoffs

Conference (First Year)	Overall
Missouri Valley [Gateway] (1985).....	145-89 (.620)
Southern (1982) .....	115-84 (.578)
CAA Football [Atlantic 10, Yankee] (1978) .....	128-118 (.520)
Big Sky (1979) .....	108-100 (.519)
Independent .....	3-3 (.500)
Southland (1982) .....	72-75 (.490)
Big South (2006) .....	15-20 (.429)
Ohio Valley (1979) .....	37-64 (.366)
Patriot (1997) .....	16-32 (.333)
Great West (2004) .....	1-2 (.333)
United (ASUN/WAC) (2021).....	1-4 (.200)
Pioneer (2013) .....	2-11 (.154)
Mid-Eastern Athletic (1981) .....	6-31 (.162)
Northeast (2010) .....	2-15 (.118)
Southwestern Athletic (1978).....	0-20 (.000)

CAA Football Multiple-Berth NCAA Postseasons  
(includes Yankee and Atlantic 10 members since 1978)

Six Teams (1)
2018 Delaware, Elon, James Madison, Maine, Stony Brook, Towson

Five Teams (4)
2007 Delaware, James Madison, UMass, New Hampshire, Richmond
2008 James Madison, Maine, New Hampshire, Richmond, Villanova
2011 James Madison, Maine New Hampshire, ODU, Towson
2022 Delaware, Elon, New Hampshire Richmond, William & Mary

Four Teams (8)
2004 Delaware, James Madison, New Hampshire, William & Mary
2009 New Hampshire, Richmond Villanova, William & Mary
2010 Delaware, New Hampshire Villanova, William & Mary
2014 JMU, New Hampshire Richmond, Villanova
2015 JMU, New Hampshire Richmond, William & Mary
2016 JMU, New Hampshire, Richmond, Villanova
2017 Elon, James Madison, New Hampshire, Stony Brook
2023 UAlbany, Delaware, Richmond, Villanova

Three Teams (11)
1991 Delaware, New Hampshire, Villanova
1993 Boston University, Delaware, William & Mary
1994 Boston University, JMU, New Hampshire
1996 Delaware, Villanova, William & Mary
1998 Connecticut, Massachusetts, Richmond
2001 Hofstra, Maine, Villanova
2002 Maine, Northeastern, Villanova
2006 James Madison, Massachusetts, New Hampshire
2012 New Hampshire, Old Dominion, Villanova
2013 Maine, New Hampshire, Towson
2019 UAlbany, James Madison, Villanova

Two Teams (13)
1984 Boston University, Rhode Island
1987 Maine, Richmond
1988 Delaware, Massachusetts
1989 Maine, Villanova
1992 Delaware, Villanova
1995 Delaware, James Madison
1997 Delaware, Villanova
1999 James Madison, Massachusetts
2000 Delaware, Richmond
2003 Delaware, Massachusetts
2005 New Hampshire, Richmond
2020 Delaware, James Madison
2021 James Madison, Villanova


## CAA Football In The NCAA Playoffs

(includes Yankee and Atlantic 10 members since 1978)

Overall NCAA Postseason Berths from CAA Football.....	124 (18 total schools)
Longest consecutive streak of NCAA Postseason Berths from CAA Football .....	44-straight seasons (1981-2023)
Multiple NCAA Postseason berths from CAA Football .....	37 seasons
Longest consecutive streak of Multiple NCAA Postseason Berths from CAA Football .....	33-straight seasons (1991-2023)

## 2024 NCAA Division I Football Championship

NCAA Division I Football Championship First Round
Saturday, November 30 (Campus Sites - ESPN+)
NCAA Division I Football Championship Second Round
Saturday, December 7 (Campus Sites - ESPN+)
NCAA Division I Football Championship Quarterfinals
Friday/Saturday, December 13-14 (Campus Sites - ESPN Family of Networks)
NCAA Division I Football Championship Semifinals
Friday/Saturday, December 20-21 (Campus Sites - ESPN Family of Networks)
NCAA Division I Football Championship Game
Monday, January 6 (Frisco, Texas - TBA - ESPN)





## CAA Football Postseason History

UAlbany			
Year	Game/Bowl	Opponent	Result
2019	NCAA FCS First Round	Central Connecticut St.	W/42-14
	NCAA FCS Second Round	Montana State	L/47-21
2023	NCAA FCS Second Round	Richmond	W/41-13
	NCAA FCS Quarterfinals	Idaho	W/30-22
	NCAA FCS Semifinals	South Dakota St.	L/59-0

Delaware			
Year	Game/Bowl	Opponent	Result
1946	Cigar Bowl	Rollins (FL)	W/21-7
1954	Refrigerator Bowl	Kent State	W/19-7
1968	Boardwalk Bowl	Indiana (PA)	W/31-24
1969	Boardwalk Bowl	N.C. Central	W/31-13
1970	Boardwalk Bowl	Morgan State	W/38-23
1971	Boardwalk Bowl	C.W. Post	W/72-22
1973	NCAA II Quarterfinals	Grambling	L/17-8
1974	NCAA II Quarterfinals	Youngstown State	W/35-14
	NCAA II Semifinals	UNLV	W/49-11
	NCAA II Final	Central Michigan	L/54-14
1976	NCAA II Quarterfinals	Northern Michigan	L/28-17
1978	NCAA II Quarterfinals	Jacksonville State	W/42-27
	NCAA II Semifinals	Winston-Salem State	W/41-0
	NCAA II Final	Eastern Illinois	L/10-9
1979	NCAA II Quarterfinals	Virginia Union	W/58-28
	NCAA II Semifinals	Mississippi College	W/60-10
	NCAA II Final	Youngstown State	W/38-21
1981	NCAA I-AA First Round	Eastern Kentucky	L/35-28
1982	NCAA I-AA Quarterfinals	Colgate	W/20-13
	NCAA I-AA Semifinals	Louisiana Tech	W/17-0
	NCAA I-AA Final	Eastern Kentucky	L/17-14
1986	NCAA I-AA First Round	William and Mary	W/51-17
	NCAA I-AA Quarterfinals	Arkansas State	L/55-14
1988	NCAA I-AA First Round	Furman	L/21-7
1991	NCAA I-AA First Round	James Madison (2OT)	L/42-35
1992	NCAA I-AA First Round	Samford	W/56-21
	NCAA I-AA Quarterfinals	NE Louisiana	W/41-18
	NCAA I-AA Semifinals	Marshall	L/21-7
1993	NCAA I-AA First Round	Montana	W/49-48
	NCAA I-AA Quarterfinals	Marshall	L/34-31
1995	NCAA I-AA First Round	Hofstra	W/38-17
	NCAA I-AA Quarterfinals	McNeese State	L/52-18
1996	NCAA I-AA First Round	Marshall	L/59-14
1997	NCAA I-AA First Round	Hofstra	W/29-14
	NCAA I-AA Quarterfinals	Georgia Southern	W/16-7
	NCAA I-AA Semifinals	McNeese State	L/23-21
2000	NCAA I-AA First Round	Portland State	W/49-14
	NCAA I-AA Quarterfinals	Lehigh	W/47-22
	NCAA I-AA Semifinals	Georgia Southern	L/27-18
2003	NCAA I-AA First Round	Southern Illinois	W/48-7
	NCAA I-AA Quarterfinals	Northern Iowa	W/37-7
	NCAA I-AA Semifinals	Wofford	W/24-9
	NCAA I-AA Final	Colgate	W/40-0
2004	NCAA I-AA First Round	Lafayette	W/28-14
	NCAA I-AA Quarterfinals	William and Mary (2OT)	L/44-38
2007	NCAA FCS First Round	Delaware State	W/44-7
	NCAA FCS Quarterfinals	Northern Iowa	W/39-27
	NCAA FCS Semifinals	Southern Illinois	W/20-17
	NCAA FCS Final	Appalachian State	L/49-21
2010	NCAA FCS Second Round	Lehigh	W/42-20
	NCAA FCS Quarterfinals	New Hampshire	W/16-3
	NCAA FCS Semifinals	Georgia Southern	W/27-10
	NCAA FCS Final	Eastern Washington	L/20-19
2018	NCAA FCS First Round	James Madison	L/20-6
2020	NCAA FCS First Round	Sacred Heart	W/19-10
	NCAA FCS Quarterfinals	Jacksonville State	W/20-14
	NCAA FCS Semifinals	South Dakota State	L/33-3
2022	NCAA FCS First Round	Saint Francis (Pa.)	W/56-17
	NCAA FCS Second Round	South Dakota State	L/42-6
2023	NCAA FCS First Round	Lafayette	W/36-34
	NCAA FCS Second Round	Montana	L/49-19

Elon			
Year	Game/Bowl	Opponent	Result
2017	NCAA FCS First Round	Furman	L/28-27
2018	NCAA FCS First Round	Wofford	L/19-7
2022	NCAA First Round	Furman	L/31-6

Hampton			
Year	Game/Bowl	Opponent	Result
1985	NCAA II Quarterfinals	Bloomsburg	L/28-38
1992	NCAA II First Round	North Alabama	L/21-33
1993	NCAA II First Round	Albany State	W/33-7
	NCAA II Quarterfinals	North Alabama	L/20-45
1997	NCAA I-AA First Round	Youngstown State	L/13-28
1998	NCAA I-AA First Round	Connecticut	L/34-42
2004	NCAA FCS First Round	William & Mary	L/35-42
2005	NCAA FCS First Round	Richmond	L/10-38
2006	NCAA FCS First Round	New Hampshire	L/38-41

Maine			
Year	Game/Bowl	Opponent	Result
1965	Tangerine Bowl	East Carolina	L/31-0
1987	NCAA I-AA First Round	Georgia Southern (OT)	L/31-28
1989	NCAA I-AA First Round	SMS	L/38-35
2001	NCAA I-AA First Round	McNeese State	W/14-10
	NCAA I-AA Quarterfinals	Northern Iowa	L/56-28
2002	NCAA I-AA First Round	Appalachian State	W/14-13
	NCAA I-AA Quarterfinals	Georgia Southern	L/31-7
2008	NCAA FCS First Round	Northern Iowa	L/40-15
2011	NCAA FCS Second Round	Appalachian State	W/34-12
	NCAA FCS Quarterfinals	Georgia Southern	L/35-23
2013	NCAA FCS Second Round	New Hampshire	L/41-27
2018	NCAA FCS Second Round	Jacksonville State	W/55-27
	NCAA FCS Quarterfinals	Weber State	W/23-18
	NCAA FCS Semifinals	Eastern Washington	L/50-19

Monmouth			
Year	Game/Bowl	Opponent	Result
2017	NCAA FCS First Round	Northern Iowa	L/7-46
2019	NCAA FCS First Round	Holy Cross	W/44-27
	NCAA FCS Second Round	James Madison	L/21-66
2021	NCAA FCS First Round	Sam Houston State	L/15-21

New Hampshire			
Year	Game/Bowl	Opponent	Result
1947	Glass Bowl	Toledo	L/20-14
1975	NCAA II Quarterfinals	Lehigh	W/35-21
	NCAA II Semifinals	Western Kentucky	L/14-3
1976	NCAA II Quarterfinals	Montana State	L/17-16
1991	NCAA I-AA First Round	Samford	L/29-13
1994	NCAA I-AA First Round	Appalachian State (OT)	L/17-10
2004	NCAA I-AA First Round	Georgia Southern	W/27-23
	NCAA I-AA Quarterfinals	Montana	L/47-17
2005	NCAA I-AA First Round	Colgate	W/55-21
	NCAA I-AA Quarterfinals	Northern Iowa	L/24-21
2006	NCAA FCS First Round	Hampton	W/41-38
	NCAA FCS Quarterfinals	Massachusetts	L/24-17
2007	NCAA FCS First Round	Northern Iowa	L/38-35
2008	NCAA FCS First Round	Southern Illinois	W/29-20
	NCAA FCS Quarterfinals	Northern Iowa	L/36-34
2009	NCAA FCS First Round	McNeese State	W/49-13
	NCAA FCS Quarterfinals	Villanova	L/46-7
2010	NCAA FCS Second Round	Bethune-Cookman	W/45-20
	NCAA FCS Quarterfinals	Delaware	L/16-3
2011	NCAA FCS Second Round	Montana State	L/26-25
2012	NCAA FCS Second Round	Wofford	L/23-7



## CAA Football Postseason History

## New Hampshire (continued)

2013	NCAA FCS First Round	Lafayette	W/45-7
	NCAA FCS Second Round	Maine	W/41-27
	NCAA FCS Quarterfinals	Southeastern Louisiana	W/20-17
	NCAA FCS Semifinals	North Dakota State	L/52-14
2014	NCAA FCS Second Round	Fordham	W/44-19
	NCAA FCS Quarterfinals	Chattanooga	W/35-30
	NCAA FCS Semifinals	Illinois State	L/21-18
2015	NCAA FCS First Round	Colgate	L/27-20
2016	NCAA FCS First Round	Lehigh	W/64-21
	NCAA FCS Second Round	James Madison	L/55-22
2017	NCAA FCS First Round	Central Connecticut State	W/14-0
	NCAA FCS Second Round	Central Arkansas	W/21-15
	NCAA FCS Quarterfinals	South Dakota State	L/56-14
2022	NCAA FCS First Round	Fordham	W/52-42
	NCAA FCS Second Round	Holy Cross	L/35-19

## Rhode Island

Year	Game/Bowl	Opponent	Result
1955	Refrigerator Bowl	Jacksonville State	L/12-10
1981	NCAA I-AA Quarterfinals	Idaho State	L/51-0
1984	NCAA I-AA Quarterfinals	Richmond	W/23-17
	NCAA I-AA Semifinals	Montana State	L/32-20
1985	NCAA I-AA First Round	Akron	W/35-27
	NCAA I-AA Quarterfinals	Furman	L/29-15

## Richmond

Year	Game/Bowl	Opponent	Result
1968	Tangerine Bowl	Ohio University	W/49-42
1971	Tangerine Bowl	Toledo	L/28-3
1984	NCAA I-AA First Round	Boston University	W/35-33
	NCAA I-AA Quarterfinals	Rhode Island	L/23-17
1987	NCAA I-AA First Round	Appalachian State	L/20-3
1998	NCAA I-AA First Round	Lehigh	L/24-23
2000	NCAA I-AA First Round	Youngstown State	W/10-3
	NCAA I-AA Quarterfinals	Montana	L/34-20
2005	NCAA I-AA First Round	Hampton	W/38-10
	NCAA I-AA Quarterfinals	Furman	L/24-20
2007	NCAA FCS First Round	Eastern Kentucky	W/33-14
	NCAA FCS Quarterfinals	Wofford	W/21-10
	NCAA FCS Semifinals	Appalachian State	L/55-35
2008	NCAA FCS First Round	Eastern Kentucky	W/38-10
	NCAA FCS Quarterfinals	Appalachian State	W/33-13
	NCAA FCS Semifinals	Northern Iowa	W/21-20
	NCAA FCS Final	Montana	W/24-7
2009	NCAA FCS First Round	Elon	W/16-13
	NCAA FCS Quarterfinals	Appalachian State	L/35-31
2014	NCAA FCS First Round	Morgan State	W/46-24
	NCAA FCS Second Round	Coastal Carolina	L/36-15
2015	NCAA FCS Second Round	William & Mary	W/48-13
	NCAA FCS Quarterfinals	Illinois State	W/39-27
	NCAA FCS Semifinals	North Dakota State	L/33-7
2016	NCAA FCS First Round	North Carolina A&T	W/39-10
	NCAA FCS Second Round	North Dakota	W/27-24
	NCAA FCS Quarterfinals	Eastern Washington	L/38-0
2022	NCAA FCS First Round	Davidson	W/41-0
	NCAA FCS Second Round	Sacramento State	L/38-31
2023	NCAA FCS First Round	North Carolina Central	W/49-27
	NCAA FCS Second Round	UAlbany	L/41-13

## Stony Brook

Year	Game/Bowl	Opponent	Result
2017	NCAA FCS First Round	Lehigh	W/59-29
	NCAA FCS Second Round	James Madison	L/26-7
2018	NCAA FCS First Round	Southeast Missouri	L/28-14

## Towson

Year	Game/Bowl	Opponent	Result
1976	NCAA III Quarterfinals	C.W. Post	W/14-10
	NCAA III Semifinals	St. Lawrence	W/38-36
	NCAA III Final	St. John's (MN)	L/31-28
1983	NCAA II Quarterfinals	North Dakota State	L/24-17
1984	NCAA II Quarterfinals	Norfolk State	W/31-21
	NCAA II Semifinals	Troy State	L/45-3
1986	NCAA II Quarterfinals	Central State	L/31-0

2011	NCAA FCS Second Round	Lehigh	L/40-38
2013	NCAA FCS Second Round	Fordham	W/48-28
	NCAA FCS Quarterfinals	Eastern Illinois	W/49-39
	NCAA FCS Semifinals	Eastern Washington	W/35-31
	NCAA FCS Championship	North Dakota State	L/35-7
2018	NCAA FCS First Round	Duquesne	L/31-10

## Villanova

Year	Game/Bowl	Opponent	Result
1936	Bacardi Bowl	Auburn	T/7-7
1947	Great Lakes Bowl	Kentucky	L/24-14
1949	Harbor Bowl	Nevada	W/27-7
1961	Sun Bowl	Wichita	W/17-9
1962	Liberty Bowl	Oregon State	L/6-0
1989	NCAA I-AA First Round	Georgia Southern	L/52-36
1991	NCAA I-AA First Round	Youngstown State	L/17-16
1992	NCAA I-AA First Round	Youngstown State	L/23-20
1996	NCAA I-AA First Round	East Tennessee State	L/35-29
1997	NCAA I-AA First Round	Colgate	W/49-28
	NCAA I-AA Quarterfinals	Youngstown State	L/37-34
2002	NCAA I-AA First Round	Furman	W/45-38
	NCAA I-AA Quarterfinals	Fordham	W/24-10
	NCAA I-AA Semifinals	McNeese State	L/39-28
2008	NCAA FCS First Round	Colgate	W/55-28
	NCAA FCS Quarterfinals	James Madison	L/31-27
2009	NCAA FCS First Round	Holy Cross	W/38-28
	NCAA FCS Quarterfinals	New Hampshire	W/46-7
	NCAA FCS Semifinals	William and Mary	W/14-13
	NCAA FCS Final	Montana	W/23-21
2010	NCAA FCS Second Round	Stephen F. Austin	W/54-24
	NCAA FCS Quarterfinals	Appalachian State	W/42-24
	NCAA FCS Semifinals	Eastern Washington	L/41-31
2012	NCAA FCS First Round	Stony Brook	L/20-10
2014	NCAA FCS Second Round	Liberty	W/29-22
	NCAA FCS Quarterfinals	Sam Houston State	L/34-31
2016	NCAA FCS First Round	Saint Francis (Pa.)	W/31-21
	NCAA FCS Second Round	South Dakota State	L/10-7
2019	NCAA FCS First Round	Southeastern Louisiana	L/45-44
2021	NCAA FCS Second Round	Holy Cross	W/21-16
	NCAA FCS Quarterfinals	South Dakota State	L/35-21
2023	NCAA FCS Second Round	Youngstown State	W/45-28
	NCAA FCS Quarterfinals	South Dakota State	L/23-12

## William &amp; Mary

Year	Game/Bowl	Opponent	Result
1947	Dixie Bowl	Arkansas	L/21-19
1948	Delta Bowl	Oklahoma A&M	W/20-0
1970	Tangerine Bowl	Toledo	L/40-12
1986	NCAA I-AA First Round	Delaware	L/51-17
1988	Ivy Bowl	Japan All-Stars	W/73-3
1989	NCAA I-AA First Round	Furman	L/24-10
1990	NCAA I-AA First Round	Massachusetts	W/38-0
	NCAA I-AA Quarterfinals	Central Florida	L/52-38
1992	Ivy Bowl	Nihon University	W/35-10
1993	NCAA I-AA First Round	McNeese State	L/34-28
1996	NCAA I-AA First Round	Jackson State	W/45-6
	NCAA I-AA Quarterfinals	Northern Iowa	L/38-35
2001	NCAA I-AA First Round	Appalachian State	L/40-27
2004	NCAA I-AA First Round	Hampton	W/42-35
	NCAA I-AA Quarterfinals	Delaware (2OT)	W/44-38
	NCAA I-AA Semifinals	James Madison	L/48-34
2009	NCAA FCS First Round	Weber State	W/38-0
	NCAA FCS Quarterfinals	Southern Illinois	W/24-3
	NCAA FCS Semifinals	Villanova	L/14-13
2010	NCAA FCS Second Round	Georgia Southern	L/31-15
2015	NCAA FCS First Round	Duquesne	W/52-49
	NCAA FCS Second Round	Richmond	L/48-13
2022	NCAA FCS Second Round	Gardner-Webb	W/54-14
	NCAA FCS Quarterfinals	Montana State	L/55-7

## 2024 Team &amp; Coach Records

## OVERALL RECORD LAST FIVE SEASONS (2020-2024)

## OVERALL RECORD LAST 10 SEASONS (2015-2024)

Team	Wins	Losses	Pct.	CAA Titles	Team	Wins	Losses	Pct.	CAA Titles
Villanova	28	13	.683	2	North Carolina A&T	63	30	.677	0
Richmond	27	14	.659	1	Villanova	62	38	.620	2
Delaware	29	16	.644	1	Richmond	62	41	.602	2
William & Mary	24	14	.632	1	Monmouth	56	40	.583	0
Rhode Island	22	14	.611	0	Delaware	56	46	.549	1
Elon	21	19	.525	0	New Hampshire	52	45	.536	1
Bryant	19	18	.514	0	William & Mary	49	46	.516	2
Monmouth	19	18	.514	0	Towson	45	45	.500	0
New Hampshire	18	18	.500	1	Hampton	43	45	.489	0
Towson	15	18	.455	0	Bryant	45	48	.484	0
Hampton	14	19	.424	0	Elon	46	50	.479	0
UAlbany	17	24	.415	1	Campbell	41	50	.451	0
North Carolina A&T	13	20	.394	0	UAlbany	43	56	.434	1
Campbell	13	24	.351	0	Maine	41	54	.432	1
Maine	12	25	.324	0	Stony Brook	40	54	.426	0
Stony Brook	8	28	.222	0	Rhode Island	36	56	.391	0

## CURRENT CAA FOOTBALL COACH RECORDS

Coach, Team	COLLEGIATE OVERALL RECORD		ALL GAMES AT CAA SCHOOLS		CAA FOOTBALL GAMES ONLY	
	W-L-T	Pct.	W-L-T	Pct.	W-L-T	Pct.
Greg Gattuso, UAlbany	147-93	.613	50-61	.450	29-47	.382
Chris Merritt, Bryant	23-26	.469	23-26	.469	0-0	.000
Braxton Harris, Campbell	13-28	.317	0-0	.000	0-0	.000
Ryan Carty, Delaware	17-9	.654	17-9	.654	10-6	.625
Tony Trisciani, Elon	26-25	.510	26-25	.510	21-15	.583
Trent Boykin, Hampton	4-17	.190	0-0	.000	0-0	.000
Jordan Stevens, Maine	4-18	.182	4-18	.182	3-13	.188
Kevin Callahan, Monmouth	182-142	.562	182-142	.562	6-10	.375
Rick Santos, New Hampshire	21-14	.600	21-14	.600	16-8	.667
Vincent Brown, North Carolina A&T	1-10	.091	1-10	.091	0-8	.000
Jim Fleming, Rhode Island	58-68	.460	37-67	.356	24-51	.320
Russ Huesman, Richmond	101-70	.591	42-33	.560	30-22	.577
Billy Cosh, Stony Brook	0-0	.000	0-0	.000	0-0	.000
Pete Shinnick, Towson	164-73	.692	5-6	.455	4-4	.500
Mark Ferrante, Villanova	47-29	.618	47-29	.618	30-22	.577
Mike London, William & Mary	91-82	.526	53-26	.671	32-19	.627

## CAA FOOTBALL ALL-TIME STANDINGS

(League games only)

Team	Wins	Losses	Ties	Pct.	Overall Titles	Shared Titles	Outright Titles	Last Title
<i>Old Dominion</i>	13	3	0	.813	0	0	0	--
<i>James Madison</i>	149	81	0	.648	9	5	4	2021
<i>Massachusetts</i>	236	139	4	.628	21	11	10	2007
<b>Villanova</b>	172	114	0	.601	8	7	1	2023
<b>Delaware</b>	181	120	0	.601	10	8	2	2020
<i>Connecticut</i>	158	115	10	.576	15	10	5	1989
<b>New Hampshire</b>	259	210	10	.551	14	5	9	2014
<b>William &amp; Mary</b>	131	113	0	.537	5	4	1	2015
<b>Campbell</b>	4	4	0	.500	0	0	0	--
<b>Richmond</b>	150	151	0	.498	9	8	1	2023
<b>Elon</b>	35	40	0	.467	0	0	0	--
<b>Maine</b>	221	255	7	.465	13	8	5	2018
<i>Boston University</i>	71	89	0	.444	6	4	2	1993
<i>Hofstra</i>	31	44	0	.413	1	1	0	2001
<b>Towson</b>	62	89	0	.411	2	1	1	2012
<b>Stony Brook</b>	34	50	0	.405	0	0	0	--
<b>Monmouth</b>	6	10	0	.375	0	0	0	--
<i>Northeastern</i>	52	87	0	.374	1	1	0	2002
<b>UAlbany</b>	29	55	0	.345	1	1	0	2023
<b>Rhode Island</b>	157	324	7	.329	7	5	2	1985
<i>Vermont</i>	27	63	2	.304	0	0	0	--
<b>Hampton</b>	4	12	0	.250	0	0	0	--
<i>Georgia State</i>	1	7	0	.125	0	0	0	--
<b>North Carolina A&amp;T</b>	0	8	0	.000	0	0	0	--
<b>Bryant</b>	0	0	0	.000	0	0	0	--

Former league members in italics, current league members in **bold**

Last 3-Time Champion: James Madison (2019-21) - Shared with Villanova in 2021; Longest Title Streak: 5, Connecticut (1956-60);

Most Consecutive Overall Wins: 26, James Madison (2016-17) Most Consecutive Conference Wins: 20, James Madison (2015-18)



## CAA Football All-Time Coaching Records

		--- OVERALL ---		--- CONFERENCE ---		CAA Football All-Time Conference Wins	
	Coach	Years	Record	Pct.	Record	Pct.	
1.	Mike Houston (JMU)	2016-2018	37-6	.860	22-2	.917	1. Andy Talley (VU) ..... 142
2.	Biff Glassford (UNH)	1946-1948	19-5-1	.780	7-1	.875	2. Jimmie Laycock (WM) ..... 112
3.	Vic Fusia (UMass)	1961-1970	59-32-2	.645	41-7-1	.847	3. Sean McDonnell (UNH) ..... 100
4.	Curt Cignetti (JMU, Elon)	2017-2021	47-14-4	.770	28-6	.824	4. Bill Bowes (UNH) ..... 97
	James Madison	2017-18	14-9		10-5		5. Jack Cosgrove (UM) ..... 90
5.	Bobby Wilder (ODU)	2019-21	33-5		18-1		6. Harold "Tubby" Raymond (UD) ..... 89
6.	David Nelson (UM)	2011-2012	21-5	.808	13-3	.813	7. Mickey Matthews (JMU) ..... 71
7.	Dick MacPherson (UMass)	1949-1950	7-5-2	.571	5-1-1	.786	8. Jim Reid (UMass, UR) ..... 61
8.	Everett Withers (JMU)	1971-1977	45-27-1	.623	28-8-1	.770	9. Rob Ambrose (TU) ..... 49
	Bob Casciola (UC)	2014-2016	18-7	.720	12-4	.750	K.C. Keeler (UD) ..... 49
	Tom Lichtenberg (UM)	1971-1972	9-8-1	.528	7-2-1	.750	11. Don Brown (NU, UMass) ..... 47
	Charles Studley (UMass)	1989	9-3	.750	6-2	.750	12. Danny Rocco (UR, UD) ..... 46
12.	Hal Kopp (URI)	1960	7-2	.718	3-1	.750	13. Tom Jackson (UC) ..... 42
13.	Bob Pickett (UMass)	1950-52-55	28-11-2	.718	15-5-1	.738	14. Hal Westernman (UM) ..... 41
14.	John Toner (UC)	1978-1983	36-28	.563	22-8	.733	Vic Fusia (UMass) ..... 41
15.	Harold "Tubby" Raymond (UD)	1966-1970	20-24-3	.457	17-6-2	.720	16. Bob Griffin (URI) ..... 37
16.	Mark Whipple (UMass)	1966-2001	300-119-3	.714	89-38	.701	17. Mark Whipple (UMass) ..... 35
17.	Rick Santos (UNH)	1998-2003	49-26	.653	35-16	.686	18. Chuck Priore (SBU) ..... 34
18.	Tim Murphy (UM)	2019, 2022-	21-14	.600	16-8	.667	19. Mike London (WM) ..... 32
19.	Rick Taylor (BU)	1987-1988	15-8	.652	10-5	.667	20. Mark Ferrante (VU) ..... 30
20.	Thomas Eck (UMass)	1977-1984	55-32-1	.631	26-14	.650	Russ Huesman (UR) ..... 30
21.	Bob Ingalls (UC)	1945, 47-51	17-23-4	.432	6-3-1	.650	22. Greg Gattuso (UA) ..... 29
22.	Mike London (WM)	1952-1963	49-34-3	.476	32-19-3	.635	Bob Ingalls (UC) ..... 29
	Richmond	2008-09, 2019-	53-26	.671	32-19	.627	24. Curt Cignetti (EU, JMU) ..... 28
	William & Mary	2008-2009	24-5		13-3		Dick MacPherson (UMass) ..... 28
	Don Brown (NU, UMass)	2019-	29-21		19-16		Rick Taylor (BU) ..... 26
	Northeastern	2000-03, 04-08	70-39	.642	47-28	.627	27. Chief Boston (UNH) ..... 25
	Massachusetts	2000-2003	27-20		18-17		28. Jim Fleming (URI) ..... 24
24.	Ryan Carty (UD)	2004-2008	42-19		29-11		Dan Allen (BU) ..... 24
	Joe Harasymiak (UM)	2022-	17-9	.654	10-6	.625	30. Mike Hodges (UMass) ..... 23
27.	Rip Scherer (JMU)	2016-2018	20-15	.571	15-9	.625	31. Mike Houston (JMU) ..... 22
28.	Larry Naviaux (UC)	1991-1994	29-19	.604	10-6	.625	Bob Pickett (UMass) ..... 22
29.	J.O. Christian (UC)	1973-1976	18-24-1	.430	13-8-1	.614	34. Tony Trisciani (EU) ..... 21
	Danny Rocco (UR, UD)	1934-1949	66-51-4	.512	3-3-1	.611	Joe Gardi (HOF) ..... 21
	Richmond	2012-2021	74-45	.622	46-30	.605	36. Tim Stowers (URI) ..... 20
	Delaware	2012-16	43-22		26-14		37. Dave Clawson (UR) ..... 19
30.	Andy Talley (VU)	2017-21	31-23		20-16		38. Barry Gallup (NU) ..... 18
31.	Hal Westernman (UM)	1985-2016	230-136-1	.628	142-93	.604	39. Floyd Keith (URI) ..... 17
32.	Dave Clawson (UR)	1951-1966	80-38-7	.668	41-26-5	.604	John Toner (UC) ..... 17
33.	Tony Trisciani (EU)	2004-2007	29-20	.592	19-13	.594	41. Rick Santos (UNH) ..... 16
34.	Sean McDonnell (UNH)	2019-	26-25	.510	21-15	.583	Ricky Hager (NU) ..... 16
35.	Mark Ferrante (VU)	1999-	157-104	.602	100-72	.581	Alex Wood (JMU) ..... 16
	Russ Huesman (UR)	2017-	47-29	.618	30-22	.577	Joe Harasymiak (UM) ..... 15
	Mickey Matthews (JMU)	1999-13	109-71	.606	30-22	.577	Walter Abbott (UM) ..... 15
38.	Bill Bowes (UNH)	1972-1998	175-106-5	.621	71-52	.577	Bob Clifford (VER) ..... 15
39.	Rick Forzano (UC)	1964-1965	7-10-1	.417	97-74-2	.566	Hal Kopp (URI) ..... 15
40.	Skip Holtz (UC)	1994-1998	34-23	.597	4-3-1	.563	48. Walt Nadzak (UC) ..... 14
42.	Jim Root (UNH)	1968-1971	18-14-1	.561	22-18	.550	Bobby Wilder (ODU) ..... 13
43.	Tom Jackson (UC)	1983-1993	62-57	.521	11-9	.550	Jack Gregory (URI) ..... 13
44.	K.C. Keeler (UD)	2002-2012	86-52	.623	42-35	.545	Larry Naviaux (UC) ..... 13
45.	Jimmie Laycock (WM)	1980-	249-195-2	.561	49-41	.544	Jim Marshall (UR) ..... 12
	Jim Reid (UMass, UR)	1986-1991	84-82-3	.506	112-97	.536	Everett Withers (JMU) ..... 12
	Massachusetts	1995-2003	36-29-2		61-60	.505	Dave Brock (UD) ..... 11
	Richmond	2019-2021	48-53-1		26-20		Jim Root (UNH) ..... 11
46.	Pete Shinnick (TU)	2023-	5-6	.455	35-40		Dal Shealy (UR) ..... 11
	Nick Charlton (UM)	2019-2021	14-13	.519	4-4	.500	57. Ryan Carty (UD) ..... 10
	Mike Minter (CU)	2013-2023	49-66	.426	10-10	.500	Nick Charlton (UM) ..... 10
	Latrell Scott (UR)	2010	6-5	.545	4-4	.500	Dave Cohen (HOF) ..... 10
	Dan Allen (BU)	1990-1995	36-33	.522	24-24	.500	Kevin Morris (UMass) ..... 10
	Alex Wood (JMU)	1995-1998	23-22	.511	16-16	.500	Tim Murphy (UM) ..... 10
	Dal Shealy (UR)	1984-1988	43-57	.430	11-11	.500	Rip Scherer (JMU) ..... 10
	Bob Stull (UMass)	1984-1985	10-12	.455	5-5	.500	Jack Zilly (URI) ..... 10
	George Allen (UM)	1941, 46-48	16-11-2	.455	3-3	.500	Gordy Combs (TU) ..... 9
55.	Joe Gardi (HOF)	2001-2005	119-62-2	.656	21-22	.488	65. Joe Trainer (URI) ..... 8
56.	Walt Nadzak (UC)	1977-1982	24-39-2	.385	14-15-1	.483	Kirk Ferentz (UM) ..... 8
57.	Jack Cosgrove (UM)	1993-2016	129-135	.489	90-97	.481	Herb Maack (UR) ..... 8
58.	Mike Hodges (UMass)	1992-1997	35-30	.538	23-25	.479	Charlie O' Rourke (UMass) ..... 8
59.	Rob Ambrose (TU)	2009-2022	76-76	.500	49-55	.471	69. Bob Casciola (UC) ..... 7
60.	Chris Palmer (BU)	1988-1989	8-14	.364	7-9	.438	Biff Glassford (UNH) ..... 7
61.	Chief Boston (UNH)	1949-1964	60-57-10	.512	25-34-8	.433	Paul Kemp (BU) ..... 7
62.	Bob Clifford (VER)	1962-1969	37-29-1	.560	15-20-1	.422	Chris Palmer (BU) ..... 7
63.	Jack Gregory (UR)	1970-1975	22-33-2	.404	13-18-1	.422	73. Kevin Callahan (MU) ..... 6
64.	Kevin Morris (UMass)	2009-2011	16-17	.485	10-14	.417	Thomas Eck (UMass) ..... 6
65.	Buddy Teevens (UM)	1985-1986	13-9	.591	5-7	.417	Tom Lichtenberg (UM) ..... 6
66.	Herb Maack (URI)	1956-1960	17-22-2	.439	8-12-2	.409	Ron Rogerson (UM) ..... 6
67.	Dave Brock (UD)	2013-2016	19-22	.463	11-16	.407	Steve Stetson (BU) ..... 6
68.	Chuck Priore (SBU)	2013-2023	50-67	.427	34-50	.405	J.O. Christian (UC) ..... 5
69.	Dennis Dottin-Carter (UD)	2016	2-3	.400	2-3	.400	Carl Falivene (VER) ..... 5
70.	Greg Gattuso (UA)	2014-	50-61	.450	29-47	.382	David Nelson (UM) ..... 5
71.	Kevin Callahan (MU)	1993-	182-142	.562	6-10	.375	Bob Stull (UMass) ..... 5
	Randy Edsall (UC)	1999	4-7	.364	3-5	.375	Buddy Teevens (UM) ..... 5
73.	Bob Griffin (URI)	1976-1992	79-107-1	.425	37-67	.356	83. Pete Shinnick (TU) ..... 4
74.	Ricky Hager (NU)	2004-2009	20-47	.299	16-32	.333	Jack Bicknell (UM) ..... 4
	Kirk Ferentz (UM)	1990-1992	12-21	.363	8-16	.333	Rick Forzano (UC) ..... 4
	Paul Kemp (BU)	1973-1976	16-24-1	.402	7-14	.333	Mike Minter (CU) ..... 4
	Arthur Valpey (UC)	1950-1951	7-9	.438	2-4	.333	Robert Prunty (HAM) ..... 4
78.	Barry Gallup (NU)	1991-1999	38-60-1	.389	18-38	.321	Latrell Scott (UR) ..... 4
79.	Jim Fleming (URI)	2014-	37-67	.356	24-51	.320	Rich Skrosky (EU) ..... 4
80.	Walter Abbott (UM)	1967-1975	27-53	.338	15-32	.319	90. Jordan Stevens (UM) ..... 3
81.	Steve Stetson (BU)	1985-1987	10-23	.303	6-13	.316	George Allen (UM) ..... 3
82.	Jack Zilly (URI)	1963-1969	21-41-2	.344	10-23-2	.314	Randy Edsall (UC) ..... 3
83.	Dave Cohen (HOF)	2006-2009	18-27	.400	12-36	.250	John C. Evans (VER) ..... 3
84.	Floyd Keith (URI)	1993-1999	23-53	.303	2-7-1	.250	Charles Studley (UMass) ..... 3
85.	Ron Rogerson (UM)	1981-1984	19-23-1	.454	2-7-1	.250	Joe Yukica (UNH) ..... 3
	Joe Yukica (UNH)	1966-1967	7-9	.438	6-14	.300	John Chironna (URI) ..... 2
87.	Tim Stowers (URI)	2000-2007	33-57	.367	3-7	.300	Ed Donnelly (VER) ..... 2
88.	Carl Falivene (VER)	1972-1974	11-17	.393	20-47	.299	Dennis Dottin-Carter (UD) ..... 2
89.	John C. Evans (VER)	1947-1951	15-21-2	.421	5-12	.294	Joe Scannella (VER) ..... 2
90.	Charlie O' Rourke (UMass)	1952-1959	21-39-4	.359	3-8-1	.292	Arthur Valpey (UC) ..... 2
91.	Robert Prunty (HAM)	2018-2023	26-29	.473	8-21-1	.283	101. Bill Curry (GSU) ..... 1
	Jim Marshall (UR)	1989-1994	19-47	.288	4-12	.250	Darren Rizzi (URI) ..... 1
	John Chironna (URI)	1961-1962	4-11-3	.306	12-36	.250	Bill Beck (URI) ..... 1
	Ed Doherty (URI)	1951	3-5	.375	2-7-1	.250	Ed Doherty (URI) ..... 1
95.	Gordy Combs (TU)	2004-2008	22-34	.393	1-3	.250	Tom Masella (BU) ..... 1
96.	Joe Trainer (URI)	2009-13	12-44	.214	9-31	.225	Bob Ford (UA) ..... 0
	Joe Scannella (VER)	1970-1971	2-16	.111	8-32	.200	Vincent Brown (A&T) ..... 0
98.	Jordan Stevens (UM)	2022-	4-18	.182	2-8	.200	Billy Cosh (SBU) ..... 0
99.	Jack Bicknell (UM)	1976-1980	18-35-1	.343	3-13	.188	Braxton Harris (CU) ..... 0
100.	Rich Skrosky (EU)	2014-2016	7-27	.206	4-20-1	.167	Bob Ford (UA) ..... 0
101.	Bill Curry (GSU)	2012	1-10	.091	4-20	.167	Wayne Lineburg (UR) ..... 0
	Darren Rizzi (URI)	2008	3-9	.250	1-7	.125	Andy Mooradian (UNH) ..... 0
103.	Ed Donnelly (VER)	1952-1961	25-40-5	.393	1-7	.125	
104.	Bill Beck (URI)	1941, 46-49	12-22-2	.300	2-15	.113	
105.	Tom Masella (BU)	1996-1997	2-20	.091	1-11	.083	
106.	Bob Ford (UA)	2013	1-11	.083	1-15	.063	
	Wayne Lineburg (UR)	2011	3-8	.273	0-8	.000	
	Andy Mooradian (UNH)	1965	0-8	.000	0-8	.000	
	Trent Boykin (HAM)	2024-	0-0	.000	0-5	.000	
	Vincent Brown (A&T)	2023-	1-10	.091	0-0	.000	
	Billy Cosh (SBU)	2024-	0-0	.000	0-8	.000	
	Braxton Harris (CU)	2024-	0-0	.000	0-0	.000	

## All-Time Passing Records

## Pass Completions - Career

Comp.	Name	School	Years
1,122	Ricky Santos	New Hampshire	2004-07
1,044	Sean Schaefer	Towson	2005-08
868	Chris Boden	Villanova	1996-99
833	Brett Gordon	Villanova	1999-02
830	Liam Coen	Massachusetts	2005-08
803	Matt DeGennaro	Connecticut	1987-1990
784	Eric Ward	Richmond	2006-09
760	Max Brosmer	New Hampshire	2019-23
758	Kyle Lauletta	Richmond	2013-17
755	Ron Whitcomb	Maine	2003-06

## Passing Touchdowns - Career

TD	Name	School	Years
123	Ricky Santos	New Hampshire	2004-07
99	Chris Boden	Villanova	1996-99
90	Liam Coen	Massachusetts	2005-08
83	Brett Gordon	Villanova	1999-2002
78	Tom Ehrhardt	Rhode Island	1984-85
76	Sean Schaefer	Towson	2005-08
73	Dave Corley, Jr.	William & Mary	1999-2002
73	Matt DeGennaro	Connecticut	1987-90
73	Kyle Lauletta	Richmond	2013-17
73	Shane Stafford	Connecticut	1995-98

## Yards Gained - Career

Yards	Name	School	Years
13,212	Ricky Santos	New Hampshire	2004-07
11,644	Sean Schaefer	Towson	2005-08
11,031	Liam Coen	Massachusetts	2005-08
10,465	Kyle Lauletta	Richmond	2013-17
10,166	Chris Boden	Villanova	1996-99
9,805	Dave Corley, Jr.	William & Mary	1999-2002
9,639	Brett Gordon	Villanova	1999-2002
9,288	Matt DeGennaro	Connecticut	1987-90
8,969	Eric Ward	Richmond	2006-09
8,845	Mike Buck	Maine	1986-89

## Yards Gained - Game

Yards	Name (School)	Opponent	Date
730	Taylor Heinicke (ODU)	New Hampshire	9/22/12
566	Tom Ehrhardt (URI)	Connecticut	11/16/85
560	Bobby Seck (HOF)	Rhode Island	9/25/04
556	Matt Nagy (UD)	Connecticut	11/7/98
546	Kyle Lauletta (UR)	Sam Houston St.	9/1/17
543	Michael Strauss (UR)	Delaware	11/16/13
538	Ricky Santos (UNH)	Villanova	10/2/04
530	Taylor Heinicke (ODU)	Duquesne	9/1/12
522	Mickey Fein (UM)	Connecticut	10/11/97
520	Tom Ehrhardt (URI)	Lehigh	10/12/85

Senior Record: 566 ..... Tom Ehrhardt (URI) vs. Connecticut (11/16/85)

Junior Record: 560 ..... Bobby Seck (HOF) vs. Rhode Island (9/25/04)

Sophomore Record: 730 Taylor Heinicke (ODU) vs. New Hampshire (9/22/12)

Freshman Record: 538 ..... Ricky Santos (UNH) vs. Villanova (10/2/04)

## Average Yards Gained - Season

(minimum 3,000 yards)

Avg.	Name (School)	Cl.	Gms.	Yards	Year
393.8	Taylor Heinicke (ODU)	So.	13	5,120	2012
346.8	Tom Ehrhardt (URI)	Sr.	13	4,508	1985
339.7	Kyle Lauletta (UR)	Sr.	11	3,737	2017
317.3	Michael Strauss (UR)	Jr.	12	3,808	2013
314.9	Max Brosmer (UNH)	Sr.	11	3,463	2023
303.3	Sean Schaefer (TU)	So.	10	3,033	2006
302.0	Anton Clarkson (HOF)	Jr.	10	3,020	2005
299.7	Robert Dougherty (BU)	Sr.	12	3,596	1994
297.7	Tom Ehrhardt (URI)	Jr.	13	3,870	1984
297.3	Rocky Butler (HOF)	Sr.	12	3,568	2001

Senior Record: 346.8 ..... Tom Ehrhardt (URI), 1985

Junior Record: 317.3 ..... Michael Strauss (UR), 2013

Sophomore Record: 393.8 ..... Taylor Heinicke (ODU), 2012

Freshman Record: 255.2 ..... Ricky Santos (UNH), 2004

## INDIVIDUAL RECORDS

## Most Pass Attempts - Game

79... Taylor Heinicke (ODU) vs. New Hampshire, 9/22/12

## Most Pass Completions - Game

55... Taylor Heinicke (ODU) vs. New Hampshire, 9/22/12

## Most Pass Completions - Season

398 ..... Taylor Heinicke (ODU), 2012

## Most Completions Per Game - Season

30.6 ..... Taylor Heinicke (ODU), 2012

## Most Pass Attempts - Season

645 ..... Tom Ehrhardt (URI), 1985

## Most Pass Attempts - Career

1,636 ..... Ricky Santos (UNH), 2004-07

## Most Touchdown Passes - Game

8 ..... Bobby Seck (HOF) vs. Rhode Island, 9/25/04

8 ..... Tom Ehrhardt (URI) vs. Connecticut, 11/16/85

## Most Touchdown Passes - Season

44 ..... Taylor Heinicke (ODU), 2012

## Most Interceptions Thrown - Game

6 ..... Six times

... Last by Jake Phillips (WM) vs. Richmond, 11/22/08

## Most Interceptions Thrown - Season

27 ..... Tom Ehrhardt (URI), 1985

## Most Interceptions Thrown - Career

59 ..... Sean Schaefer (TU), 2005-08

## Longest Pass

98 ..... Casey Case to Jayce Freeman (SBU) vs. UNH, 10/21/23

98 ..... R.J. Archer to Cameron Dohse (WM) vs. Villanova, 12/11/09

98 ..... Steve Monaco to Emerson Foster (URI) vs. Holy Cross, 9/3/88

## TEAM RECORDS

## Most Passing Attempts - Game

90 ..... Rhode Island vs. Furman, 12/7/85

## Most Passing Attempts - Season

761 ..... Rhode Island, 1985 (13 Games)

## Most Pass Completions - Game

55 ..... Old Dominion vs. New Hampshire, 9/22/12

## Most Pass Completions - Season

419 ..... Rhode Island, 1985 (13 Games)

## Highest Completion Percentage - Season

73.2 ..... New Hampshire, 2007 (12 Games)

## Most Passing Yards - Game

730 ..... Old Dominion vs. New Hampshire, 9/22/12

## Most Passing Yards - Season

5,321 ..... Rhode Island, 1985 (13 Games)

## Most Touchdown Passes - Game

8 ..... Twice, Last by Hofstra vs. Rhode Island, 9/25/04

## Most Touchdown Passes - Season

47 ..... Rhode Island, 1985 (13 Games)

## Most First Downs Passing - Game

37 ..... Old Dominion vs. New Hampshire, 9/22/12

## Most First Downs Passing - Season

256 ..... Rhode Island, 1985 (13 Games)

## Annual Passing Leaders

Year	Name (Team)	Completions
1978	Steve Tosches (URI)	114
1979	Mike McEvilly (UM)	107
1980	Ken Sweitzer (UC)	127
1981	Ken Sweitzer (UC)	145
1982	Rich LaBonte (UM)	112
1983	Dave Weinke (URI)	150
1984	Tom Ehrhardt (URI)	308
1985	Tom Ehrhardt (URI)	283
1986	Peter Lane (UC)	187
1987	Mike Buck (UM)	232

## Passing Efficiency

(since ratings system - 1988)

Year	Name (Team)	Rating
1988	Matt DeGennaro (UC)	126.4
1989	Mike Buck (UM)	159.6
1990	Matt Griffin (UNH)	125.8
1991	Tom Colombo (VU)	133.0
1992	Greg Lilly (UR)	157.0
1993	Shawn Knight (WM)	204.6
1994	Shawn Knight (WM)	151.3
1995	Leo Hamlett (UD)	165.4
1996	Mike Cook (WM)	142.5
1997	Chris Boden (VU)	174.0
1998	Matt Nagy (UD)	157.0
1999	Dave Corley, Jr. (WM)	141.3
2000	Brett Gordon (VU)	153.5
2001	Rocky Butler (HOF)	166.2
2002	Dave Corley, Jr. (WM)	144.6
	Brett Gordon (VU)	144.6
2003	Lang Campbell (WM)	152.1
2004	Lang Campbell (WM)	158.7
2005	Ricky Santos (UNH)	170.3
2006	Justin Rascati (JMU)	164.0
2007	Ricky Santos (UNH)	163.1
2008	Rodney Landers (JMU)	170.7
2009	Chris Whitney (VU)	151.6
2010	Pat Devlin (UD)	151.6
2011	Grant Enders (TU)	153.7
2012	Taylor Heinicke (ODU)	162.6
2013	Trent Hurlley (UD)	155.2
2014	John Robertson (VU)	181.3
2015	Kyle Lauletta (UR)	147.3
2016	Bryan Schor (JMU)	186.2
2017	Kyle Lauletta (UR)	153.2
2018	Tom Flacco (TU)	139.5
2019	Ben DiNucci (JMU)	169.5
2020	Cole Johnson (JMU)	161.7
2021	Cole Johnson (JMU)	173.4
2022	Darius Wilson (WM)	158.6
2023	Matthew Downing (EU)	157.7

Active players in italics



## All-Time Rushing Records

## Yards Gained - Career

Yards	Name	School	Years
6,250	Marcel Shipp	Massachusetts	1997-2000
6,193	Jerry Azumah	New Hampshire	1995-98
5,332	Steve Baylark	Massachusetts	2003-06
4,849	Terrance West	Towson	2011-13
4,624	Rene Ingoglia	Massachusetts	1992-95
4,587	Daryl Brown	Delaware	1991-94
4,541	Jonathan Grimes	William & Mary	2008-11
4,499	Brian Westbrook	Villanova	1997-2001
4,459	Andrew Pierce	Delaware	2010-13
4,436	Paul Lewis	Boston University	1981-84

## Average Yards Gained - Season

(Minimum 1,000 Yards)

Avg.	Name (School)	Cl.	Gms.	Yards	Year
199.6	Jerry Azumah (UNH)	Sr.	11	2,195	1998
181.6	Marcel Shipp (UMass)	So.	14	2,542	1998
159.6	L.J. McKanas (NU)	Sr.	11	1,756	2001
157.1	Carl Smith (UM)	So.	12	1,885	1989
156.8	Terrance West (TU)	Jr.	16	2,509	2013
156.6	Jaden Shirden (MU)	So.	11	1,722	2022
148.6	Pat Abbruzzi (URI)	So.	8	1,189	1952
148.3	Garry Pearson (UMass)	Sr.	11	1,631	1982
147.5	Lorenzo Bouier (UM)	Sr.	11	1,622	1982
145.7	Brian Westbrook (VU)	Sr.	11	1,603	2001

Senior Record: 199.6 .....Jerry Azumah (UNH), 1998

Junior Record: 156.8 .....Terrance West (TU), 2013

Sophomore Record: 181.6 .....Marcel Shipp (UMass), 1998

Freshman Record: 138.1 .....Jerry Azumah (UNH), 1995

## Yards Gained - Game

Yards	Name (School)	Opponent	Date
354	Terrance West (Towson)	Eastern Illinois	12/13/13
337	Frank Alessio (UMass)	Boston Univ.	11/11/95
329	Jerry Azumah (UNH)	Hofstra	11/7/98
313	Rene Ingoglia (UMass)	Rhode Island	10/1/94
306	Pat Abbruzzi (URI)	New Hampshire	10/4/52
302	Lorenzo Bouier (UM)	Northeastern	11/1/80
300	Jerry Azumah (UNH)	Boston Univ.	11/15/97
299	Jaden Shirden (MU)	Fordham	9/10/22
298	Elijah Ibitokun-Hanks (UA)	New Hampshire	11/12/16
295	Tim Hightower (UR)	Bucknell	9/22/07
294	Malcolm Summers (EU)	Richmond	9/23/17
288	Omar Cuff (UD)	Delaware State	11/23/07
288	Garry Pearson (UMass)	American Int'l	11/20/82

Senior Record: 329 .....Jerry Azumah (UNH) vs. Hofstra (11/7/98)

Junior Record: 354. Terrance West (Towson) vs. Eastern Illinois (12/13/13)

Sophomore Record: 306 .....Pat Abbruzzi (URI) vs. UNH (10/4/52)

Freshman Record: 264 .....Jerry Azumah (UNH) vs. Villanova (11/11/95)

## Total Carries - Career

Att.	Name	School	Years
1,215	Marcel Shipp	Massachusetts	1997-2000
1,104	Steve Baylark	Massachusetts	2003-06
1,045	Jerry Azumah	New Hampshire	1995-98
972	Paul Lewis	Boston University	1981-84
936	Jonathan Grimes	William & Mary	2008-11
930	Andrew Pierce	Delaware	2010-13
925	Omar Cuff	Delaware	2004-07
905	Rene Ingoglia	Massachusetts	1992-95
879	Lorenzo Bouier	Maine	1979-82
819	Maurice Murray	Northeastern	2004-07

## Rushing Touchdowns - Career

TD	Name	School	Years
84	Terrance West	Towson	2011-13
65	Omar Cuff	Delaware	2004-07
60	Jerry Azumah	New Hampshire	1995-98
60	Marcel Shipp	Massachusetts	1997-2000
55	Paul Lewis	Boston University	1981-84
54	Rene Ingoglia	Massachusetts	1992-95
54	Brian Westbrook	Villanova	1997-2001
49	Bill Burnham	New Hampshire	1974-77
48	John Robertson	Villanova	2011-15
47	Daryl Brown	Delaware	1991-94

## INDIVIDUAL RECORDS

## Most Rushing Attempts - Game

55 ..... Maurice Murray (NU) vs. New Hampshire, 11/3/07

## Most Rushing Attempts - Season

428 ..... Marcel Shipp (UMass), 1998 (14 games)

## Average Rushes Per Game - Season

31.7 (349) ..... Lorenzo Bouier (UM), 1980

## Most Rushing Touchdowns - Game

6 ..... Omar Cuff (UD) vs. William &amp; Mary, 8/30/07

## Most Rushing Touchdowns - Season

41 ..... Terrance West (TU), 2013 (16 games)

## Average Rushing Touchdowns Per Game - Season

2.6 (41) ..... Terrance West (TU), 2013

2.6 (29) ..... Terrance West (TU), 2011

## Longest Rush - Game

99 ..... Owen Wright (MU) vs. UAlbany, 10/8/22

99 ..... Ty Son Lawton (SBU) vs. Delaware, 10/16/21

99 ..... Jawon Hamilton (JMU) vs. VMI, 4/24/21

99... Pat Abbruzzi (URI) vs. New Hampshire, 10/4/52

99 ..... Gerry White (UC) vs. Rhode Island, 11/12/60

## TEAM RECORDS

## Most Rushing Attempts - Game

84 ..... Maine vs. Bowdoin, 11/6/54

## Most Rushing Attempts - Season

778 ..... Richmond, 2000 (13 games)

## Most Rushing Yards - Game

593 ..... Northeastern vs. Stonehill, 8/30/03

## Most Rushing Yards - Season

4,009 ..... Rhode Island, 2003 (12 games)

## Most Rushing Yards Per Game - Season

334.1 ..... Rhode Island, 2003 (12 games)

## Most Rushing Touchdowns - Game

10 ..... James Madison vs. Morehead State, 9/3/16

## Most Rushing Touchdowns - Season

55 ..... Towson, 2013 (16 games)

## Most First Downs Rushing - Game

27 ..... James Madison vs. Morehead State, 9/3/16

27 ..... Connecticut vs. Rhode Island, 11/15/58

## Most First Downs Rushing - Season

219 ..... James Madison, 2017 (16 games)

## Annual Rushing Leaders

Year	Name (Team)	Average	Yards
1978	Mal Najarian (BU)	143.0	1,001
1979	Mal Najarian (BU)	114.0	1,137
1980	Lorenzo Bouier (UM)	147.5	1,622
1981	Gregg Drew (BU)	125.0	1,250
1982	Garry Pearson (UMass)	148.3	1,631
1983	Paul Lewis (BU)	133.6	1,603
1984	Andre Garron (UNH)	143.4	1,004
1985	Andre Garron (UNH)	111.0	888
1986	Randy Pettus (BU)	87.4	874
1987	Erwin Matthews (UR)	110.6	1,327
1988	George Boothe (UC)	91.1	1,002
1989	Carl Smith (UM)	152.7	1,680
1990	Barry Bourassa (UNH)	106.3	957
1991	Jerome Bledsoe (UMass)	140.3	1,545
1992	Uly Scott (UR)	119.8	1,318
1993	Rene Ingoglia (UMass)	116.8	1,285
1994	Rene Ingoglia (UMass)	136.8	1,505
1995	Frank Alessio (UMass)	116.0	1,276
1996	Jerry Azumah (UNH)	118.9	1,308
1997	Jerry Azumah (UNH)	143.3	1,576
1998	Jerry Azumah (UNH)	199.6	2,195
1999	Curtis Keaton (JMU)	142.9	1,715
2000	Brian Westbrook (VU)	110.9	1,220
2001	L. J. McKanas (NU)	159.6	1,756
2002	Marcus Williams (UM)	100.4	1,406
2003	Germaine Bennett (UD)	101.6	1,625
2004	Steve Baylark (UMass)	103.5	1,138
2005	Joe Casey (URI)	113.2	1,245
2006	Steve Baylark (UMass)	130.7	1,960
2007	Tim Hightower (UR)	137.4	1,924
2008	Rodney Landers (JMU)	126.4	1,770
2009	Jonathan Grimes (WM)	92.4	1,294
2010	Andrew Pierce (UD)	110.3	1,655
2011	Jonathan Grimes (WM)	130.1	1,431
2012	Terrance West (TU)	104.6	1,046
2013	Terrance West (TU)	156.8	2,509
2014	Mikal Abdul-Saboor (WM)	115.1	1,266
2015	Jacobi Green (UR)	113.9	1,595
2016	Elijah Ibitokun-Hanks (UA)	126.2	1,388
2017	Josh Mack (UM)	133.5	1,335
2018	Donald Liotine (SBU)	95.7	1,148
2019	Karl Mofo (UA)	92.1	1,290
2020	Percy Agyei-Obese (JMU)	102.4	717
2021	Ty Son Lawton (SBU)	98.9	1,088
2022	Jaden Shirden (MU)	156.6	1,722
2023	Jaden Shirden (MU)	134.4	1,478

Active players in italics





## All-Time Receiving Records

## Yards Gained - Career

Yards	Name	School	Years
4,655	David Ball	New Hampshire	2003-06
4,328	R.J. Harris	New Hampshire	2010-14
4,203	Brian Brown	Richmond	2013-16
4,168	Rich Musinski	William & Mary	2000-03
3,944	Brian Forster	Rhode Island	1983-87
3,872	Brian Finneran	Villanova	1994-97
3,737	Eddie Conti	Delaware	1994-98
3,579	Bill Brooks	Boston University	1982-85
3,535	Mark Didio	Connecticut	1988-91
3,460	Aaron Parker	Rhode Island	2016-19

## Average Yards Gained - Season

(Minimum 1,000 Yards)

Avg.	Name (School)	Cl.	Gms.	Yards	Year
155.6	Eddie Conti (UD)	Sr.	11	1,712	1998
139.9	Brian Forster (URI)	Jr.	13	1,819	1985
125.3	David Ball (UNH)	So.	12	1,504	2004
123.1	Mark Didio (UC)	Sr.	11	1,354	1991
119.3	David Ball (UNH)	Jr.	13	1,551	2005
117.5	Dymere Miller (MU)	Sr.	11	1,293	2023
116.1	Rich Musinski (WM)	Jr.	12	1,393	2001
113.2	Dominique Thompson (WM)	Sr.	14	1,585	2004
112.8	Kahmal Roy (HOF)	Sr.	12	1,354	2001
111.5	Brian Brown (UR)	Jr.	13	1,450	2015

Senior Record: 155.6 ..... Eddie Conti (UD), 1998  
Junior Record: 139.9 ..... Brian Forster (URI), 1985  
Sophomore Record: 125.3 ..... David Ball (UNH), 2004  
Freshman Record: 85.3 ..... Charles Sullivan (HOF), 2004

## Yards Gained - Game

Yards	Name (School)	Opponent	Date
354	Eddie Conti (UD)	Connecticut	11/7/98
333	Dymere Miller (MU)	UNH	11/11/23
327	Brian Forster (URI)	Brown	9/28/85
299	Brian Forster (URI)	Lehigh	10/12/85
295	Dylan Laube (UNH)	Cent. Michigan	9/9/23
284	David Ball (UNH)	Villanova	10/2/04
275	Shawn Leonard (URI)	New Hampshire	11/7/09
271	Nick Mayers (ODU)	New Hampshire	9/22/12
267	Marques Colston (HOF)	Liberty	11/22/03
262	Victor Cruz (UMass)	James Madison	9/13/08

Senior Record: 354 . Eddie Conti (UD) vs. Connecticut (11/7/98)  
Junior Record: 327... Brian Forster (URI) vs. Brown (9/28/85)  
Soph Rec: 284 David Ball (UNH) vs. Villanova (10/2/04)  
Freshman Rec: 213 Charles Sullivan (HOF) vs. URI (9/25/04)

## Pass Receptions - Career

Rec.	Name	School	Years
310	R.J. Harris	New Hampshire	2010-14
304	David Ball	New Hampshire	2003-06
284	Brian Forster	Rhode Island	1983-87
265	Brian Finneran	Villanova	1994-97
247	Brian Brown	Richmond	2013-16
243	Tre Gray	Richmond	2008-11
239	Mark Didio	Connecticut	1988-91
238	Charles Sullivan	Hofstra	2004-07
236	Murle Sango	Villanova	1998-2001
231	Neil O'Connor	New Hampshire	2015-18

## Average Pass Receptions - Season

Avg.	Name (School)	Cl.	Gms.	Rec.	Year
9.85	Brian Forster (URI)	Jr.	13	128	1985
8.91	Murle Sango (VU)	So.	11	98	1999
8.64	Tre Gray (UR)	Sr.	11	95	2011
8.27	Eddie Conti (UD)	Sr.	11	91	1998
8.22	Ben Edwards (UR)	Sr.	9	74	2013
8.18	Dymere Miller (MU)	Sr.	11	90	2023
8.09	Brian Westbrook (VU)	So.	11	89	1998
8.00	Mark Didio (UC)	Sr.	11	88	1991
8.00	Rameek Wright (UM)	Sr.	11	88	1997
7.82	Charles Sullivan (HOF)	Sr.	11	86	2007

Senior Record: 8.64 ..... Tre Gray (UR), 2011  
Junior Record: 9.85 ..... Brian Forster (URI), 1985  
Sophomore Record: 8.91 ..... Murle Sango (VU), 1999  
Freshman Record: 6.18 ..... Charles Sullivan (HOF), 2004

## Pass Receptions - Game

Rec.	Name (School)	Opponent	Date
18	Landis Williams (UM)	Rhode Island	11/14/09
18	Brian Forster (URI)	Brown	9/28/85
18	Brian Forster (URI)	Richmond	12/1/84
17	Arel Gordon (UM)	New Hampshire	11/18/06
17	Rameek Wright (UM)	Buffalo	11/16/96
17	Brian Forster (URI)	Lehigh	10/12/85
16	Tre Gray (UR)	New Hampshire	9/24/11
16	David Boler (UD)	Navy	10/30/04
16	Justin Long (UD)	Maine	10/2/04
16	Brian Finneran (VU)	Youngstown St.	12/16/97
16	Brian Finneran (VU)	Connecticut	10/5/96

Senior Record: 18 .... Landis Williams (UM) vs. Rhode Island (11/14/09)  
Junior Record: 18 ... Brian Forster (URI) vs. Brown (9/28/85)  
Sophomore Record: 18 ..... Brian Forster (URI) vs. Richmond (12/1/84)  
Freshman Record: 14 ..... John Perry (UNH) vs. Richmond (10/21/89)

## Receiving Touchdowns - Career

TD	Name	School	Years
58	David Ball	New Hampshire	2003-06
41	Dave Klemic	Northeastern	1997-2000
38	Dameon Reilly	Rhode Island	1983-85
36	R.J. Harris	New Hampshire	2010-14
34	Cory Parks	Northeastern	2002-05
34	Brian Finneran	Villanova	1994-97
32	Bill Brooks	Boston University	1982-85
32	Brian Forster	Rhode Island	1983-87
32	Adrian Zullo	Massachusetts	1998-2002
31	Rich Musinski	William & Mary	2000-03
31	Eddie Conti	Delaware	1994-98

## Consecutive Games With A Reception

45 ..... Marcus Lee (TU), 2005-2008

## Receiving Touchdowns - Season

TD	Name (School)	Cl.	Gms.	Year
24	David Ball (UNH)	Jr.	13	2005

## Receiving Touchdowns - Game

Rec.	Name (School)	Opponent	Date
5	Shane Leatherbury (TU)	Bucknell	10/19/19
5	Andrae Brown (TU)	Northeastern	9/24/05

## Annual Receptions Leaders

Year	Name (Team)	Rec.	Yards
1978	Dave Loehle (UNH)	37	514
1979	Kevin O'Connor (UM)	33	518
1980	Reggie Eccleston (UC)	50	1,081
1981	Keith Hugger (UC)	57	1,145
1982	Tom Mut (URI)	45	803
1983	Bill Brooks (BU)	56	891
1984	Brian Forster (URI)	100	1,357
1985	Brian Forster (URI)	115	1,617
1986	Dennis Gadbois (BU)	70	1,095
1987	Curtis Olds (UNH)	61	807
1988	Glenn Antrum (UC)	77	1,130
1989	Darren Altieri (BU)	75	868
1990	Mark Didio (UC)	78	1,153
1991	Mark Didio (UC)	88	1,354
1992	Darren Rizzi (URI)	74	1,103
1993	David Gamble (UNH)	67	1,138
1994	Cy Butler (URI)	73	808
1995	Ed Mantie (BU)	81	943
1996	Brian Finneran (VU)	81	1,207
1997	Rameek Wright (UM)	88	1,169
1998	Eddie Conti (UD)	91	1,712
1999	Murle Sango (VU)	98	1,064
2000	Dwayne Wilmot (UM)	67	995
2001	Stefan Gomes (UM)	81	1,069
2002	Brian White (VU)	72	805
2003	Rich Musinski (WM)	63	888
2004	David Ball (UNH)	86	1,504
2005	David Ball (UNH)	87	1,551
2006	David Ball (UNH)	93	1,114
2007	Charles Sullivan (HOF)	86	991
2008	Victor Cruz (UMass)	71	1,064
2009	Landis Williams (UM)	71	798
2010	Terrance Fox (UNH)	80	821
2011	Tre Gray (UR)	95	1,187
2012	Nick Mayers (ODU)	79	1,233
2013	Stephen Barnette (UR)	76	1,189
2014	R.J. Harris (UNH)	100	1,551
2015	Brian Brown (UR)	76	1,450
2016	Brian Brown (UR)	81	1,482
2017	Neil O'Connor (UNH)	97	1,396
2018	Neil O'Connor (UNH)	71	814
2019	Juwan Green (UA)	83	1,386
2020	Gene Coleman II (UD)	44	433
2021	Kris Thornton (JMU)	83	1,097
	Antwane Wells, Jr. (JMU)	83	1,250
2022	Jasiah Williams (UR)	82	609
2023	Dymere Miller (MU)	90	1,293

Active players in italics

## All-Time Scoring Records

## TEAM RECORDS

## Most Points - Two Teams

125	Old Dominion 64, New Hampshire 61	9/22/12
125	Connecticut 125, Newport NTS 0	1949
118	Richmond 62, Delaware 56 (SOT)	11/10/07
115	Maine 59, Delaware 56 (2OT)	10/31/87
113	Delaware 58, West Chester 55	9/24/94
113	Rhode Island 58, Maine 55 (6OT)	9/18/82
111	Delaware 59, Navy 52	10/27/07
108	Richmond 59, James Madison 49	10/24/15
106	Massachusetts 64, New Hampshire 42	11/19/88
106	New Hampshire 59, Maine 47	11/19/05

## Fewest Points - Two Teams

0	Maine 0, New Hampshire 0	10/13/51
0	Connecticut 0, New Hampshire 0	11/3/56
0	Connecticut 0, Rhode Island 0	11/16/57
0	Maine 0, Rhode Island 0	9/26/59
0	Massachusetts 0, Northeastern 0	10/24/59
0	Massachusetts 0, Harvard 0	9/28/63
0	Connecticut 0, New Hampshire 0	10/31/64
0	Connecticut 0, Rhode Island 0	11/12/66
0	Rhode Island 0, Vermont 0	10/14/67
2	Maine 2, Connecticut 0	10/21/61

## Fewest Points - Two Teams

(since overtime was implemented - 1982)

3	Albany 3, Maine 0	9/2/10
3	Rhode Island 3, Maine 0	10/28/06
3	Massachusetts 3, Villanova 0	11/10/90
3	Massachusetts 3, Northeastern 0	9/29/84
6	Elon 6, UAlbany 0	9/30/17
6	Richmond 3, Fordham 3	10/21/95
7	Massachusetts 7, Northeastern 0	10/28/06
7	Northeastern 7, Richmond 0	10/20/01
10	Rhode Island 7, Massachusetts 3	10/5/85
10	Richmond 7, New Hampshire 3	11/4/95
10	Massachusetts 7, Holy Cross 3	9/19/92

## Most Points - One Team

125	Connecticut 125, Newport NTS 0	1949
84	James Madison 84, Rhode Island 7	10/29/16
84	Delaware 84, West Chester 0	9/23/00
80	James Madison 80, Morehead State 7	9/3/16
78	Northeastern 78, Stonehill 6	8/30/03
77	Maine 77, Morgan State 24	11/8/03
77	Massachusetts 77, Northeastern 0	10/9/99
76	James Madison 76, Morgan State 7	9/2/95
75	James Madison 75, Norfolk State 14	9/16/17
73	James Madison 73, Robert Morris 7	9/13/18

## Largest Margin of Victory

125	Connecticut 125, Newport NTS 0	1949
84	Delaware 84, West Chester 0	9/23/00
77	James Madison 84, Rhode Island 7	10/29/16
77	Massachusetts 77, Northeastern 0	10/9/99
73	James Madison 80, Morehead State 7	9/3/16
72	Northeastern 78, Stonehill 6	8/30/03
72	James Madison 72, Lock Haven 0	9/2/00
71	Northeastern 71, Cheyney 0	9/4/04
71	Connecticut 71, Massachusetts 6	10/13/56
70	Towson 70, Lock Haven 0	9/10/05

## Most Points - Season

700.....	James Madison, 2016 (15 games)
----------	--------------------------------

## Most Touchdowns - Game

16.....	Massachusetts vs. Northeastern, 10/9/99
---------	---

## Most Touchdowns - Season

94.....	James Madison, 2016 (15 games)
---------	--------------------------------

## INDIVIDUAL RECORDS

## Touchdowns Scored - Career

TD	Name	School	Years
89	Brian Westbrook	Villanova	1997-2001
86	Terrance West	Towson	2011-13
73	Omar Cuff	Delaware	2004-07
70	Jerry Azumah	New Hampshire	1995-98
63	Marcel Shipp	Massachusetts	1997-2000
58	David Ball	New Hampshire	2003-06
55	Rene Ingoglia	Massachusetts	1992-95
55	Paul Lewis	Boston University	1981-84
51	Barry Bourassa	New Hampshire	1989-92
50	Steve Baylark	Massachusetts	2003-06
50	Daryl Brown	Delaware	1991-94

## Scoring - Career

Pts.	Name	School	Years
544	Brian Westbrook	Villanova	1997-2001
542	Ethan Ratke	James Madison	2017-21
516	Terrance West	Towson	2011-13
440	Omar Cuff	Delaware	2004-07
424	Jerry Azumah	New Hampshire	1995-98
378	Marcel Shipp	Massachusetts	1997-2000
360	Andrew Howard	Richmond	2006-09
350	David Ball	New Hampshire	2003-06
340	Skyler Davis	Elon	2018-22
332	Rene Ingoglia	Massachusetts	1992-95
332	Paul Lewis	Boston University	1981-84

## Extra Points - Career

XP	Name	School	Years
239	Ethan Ratke	James Madison	2017-21
195	Andrew Howard	Richmond	2006-09
174	Connor McCormick	New Hampshire	2002-05
167	Sean Leach	Delaware	1994-97
166	Greg Kuehn	William & Mary	2002-05
162	Miro Kesic	Northeastern	2002-05
151	Tom Manning	New Hampshire	2006-09
148	Casey Hannon	Villanova	1998-2001
145	Chris Onorato	Hofstra	2000-04
143	Mike MacArthur	New Hampshire	2010-13

## Most Extra Points Made - Game (Individual)

12.....	Tyler Gray (JMU) vs. Rhode Island, 10/29/16
---------	---

## Most Extra Points Made - Game (Team)

12.....	James Madison vs. Rhode Island, 10/29/16
---------	--

## Most Extra Points Made - Season

90.....	James Madison, 2016 (15 Games)
---------	--------------------------------

## Most Extra Point Attempts - Game

12.....	James Madison vs. Rhode Island, 10/29/16
---------	--

## Most Extra Point Attempts - Season

92.....	James Madison, 2016 (15 Games)
---------	--------------------------------

## Most Two-Point Conversions Made - Game

2.....	Brian Finneran (VU) vs. Northeastern, 11/22/97
--------	--

## Most Two-Point Conversions Made - Game (Team)

4.....	Massachusetts vs. Delaware, 10/10/87
--------	--------------------------------------

## Most Two-Point Conversions Made - Season

22.....	Connecticut, 1958
---------	-------------------

## Most Defensive Extra Points - Game

2.....	Maine vs. Merrimack, 9/18/21
--------	------------------------------

## Field Goals - Career

FG	Name	School	Years
101	Ethan Ratke	James Madison	2017-21
69	Skyler Davis	Elon	2018-22
64	Aidan O'Neill	Towson	2016-19
59	Greg Kuehn	William & Mary	2002-05
55	Andrew Howard	Richmond	2006-09
51	Mike MacArthur	New Hampshire	2010-13
50	Chris Onorato	Hofstra	2000-04
49	Rob Zarrilli	Hofstra	2005-07
48	Miro Kesic	Northeastern	2002-05
48	Brian Shallcross	William & Mary	1994-97

## Longest Field Goal

Long	Name (School)	Opponent	Date
57	Ethan Chang (WM)	Stony Brook	11/1/22
57	Miro Kesic (NU)	Richmond	11/2/02
56	Jim McManus (UC)	New Hampshire	10/3/98
55	Frank Raggio (UD)	James Madison	9/30/17
55	Aidan O'Neill (TU)	Rhode Island	11/19/16
54	Kris Hooper (WM)	UAlbany	9/28/19
54	Tom Manning (UNH)	Hofstra	10/24/09
54	Roger Williams (HOF)	Northeastern	11/15/08
54	Steve Leo (UD)	Navy	10/24/92
53	Skyler Davis (EU)	Delaware	10/29/22
53	Ryan Coe (UD)	Rutgers	9/18/21
53	Ryan Coe (UD)	Sacred Heart	4/24/21
53	Andrew Howard (UR)	Hofstra	11/8/08
53	Brett Sterba (WM)	Delaware	10/14/00
53	Frank Venezia (VU)	Connecticut	10/7/95
53	Steve Leo (UD)	Richmond	11/16/91
53	Domingos Carlos (UC)	Holy Cross	10/15/83

## Most Field Goals Made - Game (Individual)

6....	Ethan Ratke (JMU) vs. William & Mary, 11/13/21
-------	--

## Most Field Goals Made - Game (Team)

6.....	James Madison vs. William & Mary, 11/13/21
--------	--

## Most Field Goals Made - Season (Individual)

29.....	Ethan Ratke, James Madison, 2021
---------	----------------------------------

## Most Field Goals Made - Season (Team)

29.....	James Madison, 2021
---------	---------------------

## Most Field Goal Attempts - Game (Individual)

7.....	Brian Pate (WM) vs. Virginia, 9/5/09
--------	--------------------------------------

## Most Field Goal Attempts - Season (Team)

35.....	William & Mary, 2009 (14 Games)
---------	---------------------------------

## Most Field Goal Attempts - Season (Individual)

35.....	Brian Pate (WM), 2009 (14 Games)
---------	----------------------------------

## Most Points - Game

42.....	Omar Cuff (UD) vs. William & Mary, 8/30/07
---------	--

## Most Points - Season

252.....	Terrance West (TU), 2013
----------	--------------------------

## Most Touchdowns - Game

7 .....	Omar Cuff (UD) vs. William & Mary, 8/30/07
---------	--

## Most Touchdowns - Season

42.....	Terrance West (TU), 2013
---------	--------------------------

Active players in *italics*

## All-Time Defense/All-Purpose Records

## Interceptions - Career

Int	Name	School	Years
24	Darren Sharper	William & Mary	1993-96
24	Chris Helon	Boston University	1991-94
23	Kevin Smith	Rhode Island	1987-90
21	Derek Carter	Maine	1994-97
21	Mark Seals	Boston University	1985-88
20	Shannon James	Massachusetts	2002-05
20	Billy Pappas	New Hampshire	1952-54
18	Jimmy Moreland	James Madison	2014-18
18	Dino Vasso	New Hampshire	2007-10
18	Matt Latham	Connecticut	1982-84
18	Grady Fuller	Massachusetts	1977-80
18	Steve Rogers	Massachusetts	1968-70

## INDIVIDUAL RECORDS

## Most Interceptions - Game

4.....	Four times
.....	Last by David Jones (UR) vs. UAlbany, 10/31/15

## Most Interception Return Yards - Game

160.....	Dave Brown (UM) vs. Bowdoin, 11/10/62
----------	---------------------------------------

## Most Interceptions - Season

12.....	Chris Helon (BU), 1993
---------	------------------------

## Most Interception Return Yards - Season

239.....	Mike Cassidy (URI), 1985
----------	--------------------------

## Most Interception Return Touchdowns - Game

2.....	Nowolla Awopetu (VU) vs. Richmond, 11/3/18
.....	Tyler Holmes (UMass) vs. Maine 11/6/10
.....	Allante Harrison (TU) vs. Elon, 9/4/04
.....	Bill Curry (UM) vs. Liberty, 10/10/92
.....	Taylor Reynolds (JMU) at Richmond, 11/15/14

## Most Interception Return TDs - Season

3.....	Jimmy Moreland (JMU), 2018
--------	----------------------------

## Most Interception Return Yards - Career

488.....	Darren Sharper (WM), 1993-96
----------	------------------------------

## Most Interception Return TDs - Career

6.....	Jimmy Moreland (JMU), 2014-18
--------	-------------------------------

## Longest Interception Return - Game

100.....	13 times
Last by	Khalil Dawsey (UD) vs. Campbell, 11/11/23

## TEAM RECORDS

## Most Interceptions - Game

7.....	Four times, Last by Villanova vs. Lafayette, 9/16/17
--------	--

## Most Interception Return Yards - Game

207 (5 INTs).....	New Hampshire vs. Hofstra, 11/1/08
-------------------	------------------------------------

## Most Interception Return Touchdowns - Game

2.....	Several times, Last by W&M vs. Lafayette, 9/11/21
--------	---

## Most Interceptions - Season

31.....	James Madison, 2017 (15 games)
31.....	Delaware, 1986 (13 Games)

## Most Interception Return Yards - Season

649 (24 INTs).....	New Hampshire, 2008 (13 Games)
--------------------	--------------------------------

## Most Interception Return Touchdowns - Season

7.....	Northeastern, 1996
--------	--------------------

Average All-Purpose Yardage - Season  
(Minimum 1,000 Yards)

Avg.	Name (School)	Cl.	Gms.	Yards	Year
275.1	Brian Westbrook (VU)	So.	11	3,026	1998
272.0	Brian Westbrook (VU)	Jr.	11	2,992	2000
256.6	Brian Westbrook (VU)	Sr.	11	2,823	2001
247.8	Jerry Azumah (UNH)	Sr.	11	2,726	1998
228.2	Jonathan Grimes (WM)	Sr.	11	2,510	2011
217.1	Stephan Lewis (UNH)	Jr.	11	2,388	2001
216.6	Marcel Shipp (UMass)	So.	14	3,032	1998
215.3	Eddie Conti (UD)	Sr.	11	2,368	1998
209.5	Dylan Laube (UNH)	Sr.	10	2,095	2023
202.6	Stephan Lewis (UNH)	Sr.	11	2,229	2002

Senior Record: 256.6 ..... Brian Westbrook (VU), 2001

Junior Record: 272.0 ..... Brian Westbrook (VU), 2000

Sophomore Record: 275.1 ..... Brian Westbrook (VU), 1998

Freshman Record: 162.0 ..... Jonathan Grimes (WM), 2008

## All-Purpose Yardage - Career

Yards	Name	School	Years
9,512	Brian Westbrook	Villanova	1997-2001
8,367	Jerry Azumah	New Hampshire	1995-98
7,955	Jonathan Grimes	William & Mary	2008-11
7,759	Marcel Shipp	Massachusetts	1997-2000
7,169	Dylan Laube	New Hampshire	2018-23
6,410	Stephan Lewis	New Hampshire	1999-02
6,248	Barry Bourassa	New Hampshire	1989-92
6,098	Steve Baylark	Massachusetts	2003-06
6,096	Eddie Conti	Delaware	1994-98
5,620	Omar Cuff	Delaware	2004-07

## Total Offense - Career

Yards	Name	School	Years
14,621	Ricky Santos	New Hampshire	2004-07
11,415	Sean Schaefer	Towson	2005-08
10,948	Dave Corley, Jr.	William & Mary	1999-2002
10,933	John Robertson	Villanova	2011-15
10,871	Liam Coen	Massachusetts	2005-08
10,651	Kyle Lauletta	Richmond	2013-17
10,375	Eric Ward	Richmond	2006-09
9,993	Chris Boden	Villanova	1996-99
9,317	Brett Gordon	Villanova	1999-2003
9,269	Matt DeGennaro	Connecticut	1987-90

## Annual Interception Leaders

Year	Name	Team	Int
1980	Darrell Wilson	Connecticut	8
1981	Dwayne Lopes	Maine	6
1982	Matt Latham	Connecticut	6
	John McGrath	Maine	6
	Grady Fuller	Maine	6
1983	Tony Hill	Rhode Island	9
1984	Tony Hill	Rhode Island	5
	Tim Teevens	New Hampshire	5
1985	Mike Cassidy	Rhode Island	11
1986	Eric Thompson	New Hampshire	10
1987	Tim Byrne	New Hampshire	5
	Ken Lucas	Delaware	5
	Mark Seals	Boston University	5
1988	Kevin Smith	Rhode Island	9
1989	Ryan Jones	New Hampshire	7
1990	Claude Pettaway	Maine	11
1991	Warren McIntire	Delaware	9
1992	Mark Chapman	Connecticut	8
1993	Chris Helon	Boston University	12
1994	Mark Hopkins	Northeastern	7
	Darren Sharper	William & Mary	7
1995	Darren Sharper	William & Mary	7
1996	Darren Sharper	William & Mary	10
1997	Tony Booth	James Madison	8
	Derek Carter	Maine	8
1998	Ron Iannotti	Rhode Island	7
1999	Dan Mulhern	Delaware	7
	Lance Small	Rhode Island	7
2000	T. J. Hill	Northeastern	8
2001	Art Smith	Northeastern	7
	Chuck Wesley	Rhode Island	7
2002	Billy Parker	William & Mary	5
	Ramon Richeson	Richmond	5
2003	Steve Costello	Massachusetts	6
2004	Shannon James	Massachusetts	8
2005	Etienne Boulay	New Hampshire	5
	Daren Stone	Maine	5
2006	Raji El-Amin	Rhode Island	4
	Andrew Harris	Richmond	4
	Drew Mack	Towson	4
	Raquan Pride	Rhode Island	4
2007	Stanley Gutierrez	Hofstra	4
2008	Justin Rogers	Richmond	7
2009	B.W. Webb	William & Mary	8
2010	Anthony Walters	Delaware	7
2011	Trevor Coston	Maine	6
	Chris Houston	New Hampshire	6
2012	Darryl Hamilton	Richmond	5
	Doug Howell	Richmond	5
2013	Wayne Pettus	Richmond	5
2014	Jason Ceneus	Villanova	5
2015	David Jones	Richmond	9
2016	Rob Rolle	Villanova	7
2017	Jordan Brown	James Madison	9
2018	Christian Benford	Villanova	5
	Jimmy Moreland	James Madison	5
2019	Greg Liggs, Jr.	Elon	8
2020	Nijuel Hill	Delaware	3
	Wesley McCormick	James Madison	3
	Coby Tippet	Rhode Island	3
2021	Christian Benford	Villanova	7
2022	Aaron Banks	Richmond	4
	Tyrek Funderburk	Richmond	4
	Jalen Jones	William & Mary	4
2023	Aamir Hall	UAlbany	5

Active players in italics

## All-Time All-Purpose/Special Teams Records

## ALL-PURPOSE YARDS RECORDS

## Total Offense - Season

5,546.....Taylor Heinicke (ODU), 2012 (13 Games)

## Total Offense - Game

791.....Taylor Heinicke (ODU) vs. UNH, 9/22/12

## Most Plays - Game

90.....Taylor Heinicke (ODU) vs. UNH, 9/22/12

## Most Plays - Season

705.....Taylor Heinicke (ODU), 2012 (12 Games)

## Most Plays - Career

2,140.....Ricky Santos (UNH), 2004-07

## TEAM RECORDS

## Most Plays - Game

113.....Villanova vs. Connecticut, 10/7/89

## Most Plays - Season

1,195.....Massachusetts, 1998 (15 Games)

## Most Total Yards - Game

824.....Old Dominion vs. New Hampshire, 9/22/12

## Most Total Yards - Season

7,612.....James Madison, 2016 (15 Games)

## Highest Average Total Offense - Season

548.2.....Old Dominion, 2012 (13 Games)

## Most First Downs - Game

40.....James Madison vs. UAlbany, 9/19/15

## Most First Downs - Season

397.....James Madison, 2019 (16 games)

## PUNTING RECORDS

## Most Punts - Game

13.....Three times  
.....Last by Rocco Navarro (UM) vs. Nebraska, 9/3/05

## Most Punts - Season

87.....Steve Wood (UM), 1978

## Most Punts - Career

288.....Andrew Maclay (UMass), 1995-98

## Most Punting Yards - Game

526.....Christian Koegel (UMass) vs. Boston Coll, 10/2/04

## Most Punting Yards - Season

3,316.....Luke Allen (SBU), 2014

## Most Punting Yards - Career

11,278.....Andrew Maclay (UMass), 1995-98

## Highest Punting Average - Season

46.1.....Jonathan Plisco (ODU), 2011

## Longest Punt - Game

93.....Tyler Grogan (NU) vs. Villanova, 9/8/01

## TEAM PUNTING RECORDS

## Most Punts - Game

13.. Three times, Last by Maine vs. Nebraska, 9/3/05

## Most Punts - Season

88.....Rhode Island, 2013

## Most Yards Punting - Game

518.....Maine vs. Nebraska, 9/29/01

## Most Yards Punting - Season

3,316.....Stony Brook, 2014

## Highest Punting Average - Season

46.5.....Monmouth, 2022

## PUNT RETURN RECORDS

## Most Punt Returns - Game

9.....Paul Keaney (UM) vs. Youngstown St., 9/8/01

## Most Punt Returns - Season

48.....Stan Harrison (UNH), 1986

## Most Punt Returns - Career

108.....Winston October (UR), 1995-98

## Most Punt Return Yards - Game

183....D'Angelo Amos (JMU) vs. Villanova, 10/13/18

## Most Punt Return Yards - Season

549.....D'Angelo Amos (JMU), 2018 (13 Games)

## Most Punt Return Yards - Career

1,488.....Delvin Joyce (JMU), 1997-00

## Most Punt Return Touchdowns - Game

2.....D'Angelo Amos (JMU) vs. Villanova, 10/13/18  
2.....Matt Latham (UC) vs. Yale, 9/24/83

## Most Punt Return Touchdowns - Season

4.....Rashard Davis (JMU), 2016

## Longest Punt Return - Game

93.....Ron Harris (UMass) vs. UNH, 11/16/74

## Most Punt Return Touchdowns - Career

4.....D'Angelo Amos (JMU), 2017-19  
4.....Rashard Davis (JMU), 2013-16

## TEAM PUNT RETURN RECORDS

## Most Punt Returns - Game

11.....Many  
.....Last By Connecticut vs. Maine, 10/16/71

## Most Punt Returns - Season

63.....William &amp; Mary, 1996 (13 Games)

## Most Punt Return Yards - Game

188.....James Madison vs. Villanova, 10/13/18

## Most Punt Return Yards - Season

625.....William &amp; Mary, 1996 (13 Games)

## Most Punt Return Touchdowns - Game

2.....James Madison vs. Villanova, 10/13/18  
2.....James Madison vs. Central Conn. St., 9/10/16  
2.....Connecticut vs. Yale, 9/24/83

## Most Punt Return Touchdowns - Season

5.....James Madison, 2016 (15 Games)

## KICKOFF RETURN RECORDS

## Most Kick Return Yards - Game

269....Brian Westbrook (VU) vs. Delaware, 11/18/00

## Most Kick Return Yards - Season

1,048.....Brian Westbrook (VU), 2000 (11 games)

## Most Kick Return Yards - Career

2,737.....Brandon Johnson-Farrell (URI), 2008-12

## Most Kick Returns - Game

10.....Jeremiah Hamlin (UR) vs. JMU, 11/15/14

## Most Kick Returns - Season

42..Brandon Johnson-Farrell (URI), 2008 (12 Games)

## Most Kick Returns - Career

123.....Brandon Johnson-Farrell (URI), 2008-12

## Most Kick Return Touchdowns - Game

2...Aaron Dykes (Richmond) vs. Delaware, 10/26/19  
2.....Earnest Edwards (Maine) vs. Colgate, 9/21/19  
2.....Earnest Edwards (Maine) vs. Elon, 11/17/18

## Longest Kick Return - Game

100.....Several times  
....Last by Dylan Laube (UNH) vs. Delaware, 9/23/23

## TEAM KICK RETURN RECORDS

## Most Kickoff Returns - Game

10.....Eight times  
.....Last by New Hampshire vs. JMU, 11/9/2019

## Most Kick Returns - Season

71.....Massachusetts, 1998 (15 Games)

## Most Kick Return Yards - Season

1,465.....New Hampshire, 2011 (12 Games)

Active players in italics