

VILLANOVA FOOTBALL GAME NOTES

GAMEDAY

Date	December 7, 2024
Time	1:00 PM CT
Venue	Gayle & Tom Benson Stadium
Capacity	6,000

LIVE COVERAGE

TV

ESPN+

David Saltzman (Play By Play)
Taylor McHargue (Analyst)

RADIO

Villanova Sports Radio Network

AM 1480, FM 102.5, FM 104.1 (Trenton)

Ryan Fannon (Play By Play)
Steve Pinone (Analyst)

ALL-TIME SERIES

FIRST MEETING

First Meeting	2024
First Villanova Win	—
First UIW Win	—

Last Meeting	—
Last Villanova Win	—
Last UIW Win	—

Mark Ferrante vs. UIW	0-0
Clint Killough vs. Villanova	0-0

at Villanova	0-0
at UIW	0-0
FCS Playoffs	0-0

Current Streak	—
Longest Streak	—

THE MATCHUP



VILLANOVA

Nickname	Wildcats
Conference	CAA Football
Record	10-3 (6-2 CAA)
Stats Perform FCS Poll	#12
AFCA FCS Coaches Poll	#11
Head Coach	Mark Ferrante
Career Record	57-32
Villanova Record	57-32
Location	Villanova, Pa.
Founded	1842
Enrollment	6,584
Colors	Blue and White



UIW

Nickname	Cardinals
Conference	Southland
Record	10-2 (7-0 UAC)
Stats Perform FCS Poll	#6
AFCA FCS Coaches Poll	#6
Head Coach	Clint Killough
Career Record	19-4
UIW Record	19-4
Location	San Antonio, Texas
Founded	1881
Enrollment	10,226
Colors	Red and Black

VILLANOVA SCHEDULE

Date	Opponent	Location	Time/Result	Att.
8.29	(25/23) Youngstown State	Villanova, Pa.	W, 24-17	5,421
9.7	@ Colgate	Hamilton, N.Y.	W, 28-3	2,619
9.14	Towson (CAA)	Villanova, Pa.	W, 14-13	4,219
9.21	@ Maryland	College Park, Md.	L, 20-38	38,006
9.28	LIU	Villanova, Pa.	W, 24-10	6,111
10.5	(rv/rv) @ Stony Brook (CAA)	Stony Brook, N.Y.	W, 42-24	6,142
10.12	@ Maine (CAA)	Orono, Maine	L, 7-35	6,860
10.26	(rv/rv) New Hampshire (CAA)	Villanova, Pa.	W, 14-6	5,015
11.2	@ Hampton (CAA)	Hampton, Va.	W, 20-14	1,454
11.9	North Carolina A&T (CAA)	Villanova, Pa.	W, 31-3	4,009
11.16	@ Monmouth (CAA)	West Long Branch, N.J.	L, 33-40	2,856
11.23	Delaware (CAA)	Villanova, Pa.	W, 38-28	7,105
11.30	(22/rv) Eastern Kentucky (FCS)	Villanova, Pa.	W, 22-17	1,722
12.7	(6/6) @ UIW (FCS)	San Antonio, Texas	1:00 PM CT	ESPN+

TODAY'S GAME

■ In the second round of the FCS playoffs this weekend, #11 seed Villanova takes on #6 seed University of the Incarnate Word on Saturday afternoon. The game kicks off at 1 p.m. Central time in San Antonio and can be seen live on ESPN+.

■ Villanova posted a come-from-behind, 22-17 win over Eastern Kentucky in the first round of the playoffs last weekend. UIW earned a first round bye after going 10-2 with a 7-0 league record during the regular season.

■ Villanova and UIW are each among the six FCS teams that have won 10+ games in at least three of the past four seasons. This is the 10th time in program history that the Wildcats have won at least 10 games in a season.

■ Villanova is playing in the FCS playoffs for the 16th time overall and the fourth time in the last six seasons. Head coach **Mark Ferrante** has been a part of all 16 playoff berths during his years on the Wildcats staff. Villanova is 15-14 all-time in the playoffs.

■ Villanova rallied past Eastern Kentucky last week by scoring 13 unanswered points in the second half. That was nothing new for the Wildcats, who own a +88 scoring margin in the second half of games this season. In the last eight games alone, Villanova has outscored its opponents 67-10 in the fourth quarter.

■ The winner of Saturday's game will advance to a quarterfinal matchup against either #3 seed South Dakota State or #14 seed Montana on December 13 or 14.

VILLANOVA FOOTBALL GAME NOTES

QUICK FACTS

Villanova University	
Location	Villanova, Pa.
Founded	1842
Enrollment	6,584
President	Rev. Peter M. Donohue, O.S.A.
Interim Athletic Director	Lynn Tighe
Colors	Blue and White
Nickname	Wildcats

Athletics History

Team National Championships	21
Individual National Champions	120
Team Conference Championships	129

Villanova Football

Affiliation	FCS
Conference	CAA Football
First Year	1894
All-Time Record	669-505-41 (.567)
Bowl Games	5
FCS Playoff Appearances	16
Last Playoff Appearance	2024
National Championships	1

Head Coach

Head Coach	Mark Ferrante
Years at Villanova	35
Years as Head Coach	Sixth Season
Career Record	57-32 (.640)

Stadium

Stadium	Villanova Stadium
Capacity	12,000
Surface	Astroplay (artificial grass)
Press Box Phone	610-519-5290
All-Time Record	271-112-5 (.705)

Award Winners

Walter Payton Awards	3
Jerry Rice Awards	1
First Team All-Americans	31
Major Conference Awards	22
All-Conference Honorees	351
Academic All-Americans	14
CAA Football Scholar-Athletes of the Year	4
Academic All-Conference Honorees	837

2024 Team Information

Offensive Formation	Multiple
Defensive Formation	Multiple
Letterwinners Returning	65
Letterwinners Lost	27
Offensive Starters Returning/Lost	6/5
Defensive Starters Returning/Lost	5/6
Specialists Returning/Lost	0/5
2023 Overall Record	10-3
2023 Conference Record	7-1

VILLANOVA NOTEBOOK

TODAY'S GAME

- Villanova (10-3) and University of the Incarnate Word (10-2) meet for the first time ever in the second round of the Division I Football Championship on Saturday afternoon. Kickoff is scheduled for 1 p.m. at Central time (2 p.m. ET) with live television coverage on ESPN+. The TV broadcast will have **Davis Saltzman** and **Taylor McHargue** on the call, while the Villanova Sports Radio Network broadcast with **Ryan Fannon** and **Steve Pinone** can be found on the iHeart radio mobile app. The winner of Saturday's contest will advance to a quarterfinal game against either the #3 seed, South Dakota State, or the #14 seed, Montan, on December 13 or 14.

ABOUT VILLANOVA

- Villanova has reached 10 wins for the 10th time in program history and is 10-3 overall on the year after tying for third place in the CAA Football standings during the regular season. The Wildcats are the #11 seed in the Division I Football Championship and opened their playoff run by rallying for a 22-17 victory at home over Eastern Kentucky last week. This is the second straight playoff appearance and fourth in the last six seasons for Villanova. It is the first time since 2009 and 2010 that the Wildcats have reached the playoffs in consecutive seasons.

ABOUT UIW

- University of the Incarnate Word is one of six FCS teams (along with Villanova) to have won 10 or more games in at least three of the last four seasons. The Cardinals are 10-2 this year and went undefeated (7-0) in their Southland Conference schedule to reach the postseason for the third time in the last four years. UIW advanced to the semifinals of the Division I Football Championship two years ago and reached the second round in 2021.
- UIW ranks second in the country this season in fumbles recovered (15) and is fifth in turnover margin (+12). The Cardinals have forced 28 turnovers on the season and four defensive touchdowns, including two each on interception and fumble returns. UIW also ranks eighth in the country in red zone defense but is well-balanced on both sides of the ball, ranking fourth nationally in scoring offense with an average of 37.0 points per game.

SERIES STUFF

- Villanova and UIW have faced each other in baseball and softball on previous occasions, but never on the gridiron. The Wildcats baseball team came to San Antonio in 2015 for the Irish Alamo Invitational hosted by Notre Dame. During that tournament, VU lost to UIW (7-3) in a neutral-site game played at Nelson Wolff Stadium in town. The Wildcats also played a game on the Cardinals' home field and were dealt a 7-5 loss by Northwestern. Villanova's softball team lost a neutral-site game to UIW in Madeira Beach, Fla. in 2018.

VILLANOVA AGAINST THE SOUTHLAND CONFERENCE

- Villanova has played three previous playoff games against Southland Conference teams, most recently in 2019 when the Wildcats traveled to Southeastern Louisiana and were dealt a narrow 45-44 setback. Villanova reached the semifinal round of the FCS playoffs for the first time in 2002 and had its postseason run halted in a 39-28 loss at McNeese. The only previous win for the Wildcats against a Southland Conference team was in 2010 when defending national champion Villanova posted a 54-24 win over Stephen F. Austin.

VILLANOVA FOOTBALL GAME NOTES

VILLANOVA NOTEBOOK

FCS PLAYOFF HISTORY

- Villanova is making its 16th appearance in the Division I Football Championship since becoming an FCS program in 1985. This is the second straight playoff berth and fourth in the last six seasons for the Wildcats, who last reached the postseason in consecutive years during a three-year stretch from 2008-2010 which encompassed the program's 2009 national championship season and 2010 run to the semifinals.
- Villanova owns an all-time record of 15-14 in the FCS playoffs. That record looks even better of late considering that the Wildcats lost their first four playoff contests between 1989 and 1996. Beginning in 1997, Villanova has won at least one playoff game in 10 of its last 12 playoff appearances. That includes both last year's run to the quarterfinal round where the Wildcats took top-seeded South Dakota State to the wire, as well as this year's win over Eastern Kentucky in the first round of the playoffs last week.
- Villanova head coach **Mark Ferrante** has been a part of all 16 of the program's playoff appearances, including four times as a head coach (2019, 2021, 2023, 2024) and 12 times as an assistant coach on **Andy Talley's** staff. In his 38 years on the Wildcats staff, Ferrante has helped lead Villanova to eight CAA Football titles, three Lambert Meadowlands Cups and three ECAC Team of the Year awards.
- Villanova has played exactly just over half of its FCS playoff games (15 of 29) at home. In those contests the Wildcats own an 12-3 record, including the 22-17 triumph over Eastern Kentucky in this year's opening round. This year marks the ninth time in 16 all-time FCS playoff appearances that Villanova will play at least one home game.

POSTSEASON HISTORY

- This is the 21st season overall in Villanova history in which the Wildcats are playing postseason football. Prior to the FCS era (since 1985), Villanova played in five bowl games from 1937 to 1962 and went 2-2-1 in those contests. The two bowl wins came in the 1949 Harbor Bowl against Nevada (27-7 in San Diego, Calif.) and the 1961 Sun Bowl versus Wichita State (17-9 in El Paso, Texas). The first bowl game in school history was the 1937 Bacardi Bowl in Havana, Cuba, in which the Wildcats and Auburn played to a 7-7 tie.

CAA FOOTBALL IN THE PLAYOFFS

- Villanova is one of four CAA Football teams in the 24-team playoff field this season. All four CAA squads are seeded in the 9-16 range, beginning with league co-champion and #9 seed Richmond (10-2), followed by #10 seed and co-champion Rhode Island (10-2) which is making its first playoff appearance since 1985. Villanova (9-3) is the #11 seed in the playoffs and New Hampshire (8-4) is the #16 seed. All four teams are playing at home in the first round this Saturday. The only other conferences with at least four playoff teams this season are the Big Sky Conference (five teams) and the Missouri Valley Football Conference (four teams).
- This is the 34th consecutive season that CAA Football has had multiple teams selected to the FCS playoff field, including the 14th time overall and the third year in a row that at least four conference teams have been selected. CAA Football has had at least one team advance to the semifinals in 10 of the past 11 years and has had a team in the national championship game 11 times since 2003.

FCS PLAYOFF HISTORY

Overall Record:	14-14
Mark Ferrante:	2-3
1989	0-1
R1: at Georgia Southern	L, 36-52
1991	0-1
R1: at Youngstown State	L, 16-17
1992	0-1
R1: at Youngstown State	L, 20-23
1996	0-1
R1: at East Tennessee State	L, 29-35
1997	1-1
R1: vs. Colgate	W, 49-28
QF: vs. Youngstown State	L, 34-37
2002	2-1
R1: vs. Furman	W, 45-38
QF: vs. Fordham	W, 24-10
SF: at McNeese	L, 28-39
2008	1-1
R1: vs. Colgate	W, 55-28
QF: at James Madison	L, 27-31
2009	4-0
R1: vs. Holy Cross	W, 38-28
QF: vs. New Hampshire	W, 46-7
SF: vs. William & Mary	W, 14-13
NC: vs. Montana (<i>Chattanooga, Tenn.</i>)	W, 23-21
2010	2-1
R2: at Stephen F. Austin	W, 54-24
QF: at Appalachian State	W, 42-24
SF: at Eastern Washington	L, 31-41
2012	0-1
R1: at Stony Brook	L, 10-20
2014	1-1
R2: vs. Liberty	W, 29-22
QF: vs. Sam Houston State	L, 31-34
2016	1-1
R1: vs. Saint Francis	W, 31-21
QF: at South Dakota State	L, 7-10
2019	0-1
R1: at Southeastern Louisiana	L, 44-45
2021	1-1
R2: vs. Holy Cross	W, 21-16
QF: vs. South Dakota State	L, 21-35
2023	1-1
R2: vs. Youngstown State	W, 45-28
QF: @ South Dakota State	L, 12-23
2024	0-0
R1: vs. Eastern Kentucky	W, 22-17
QF: @ UIW	

VILLANOVA FOOTBALL GAME NOTES

TALE OF THE TAPE

VU	CATEGORY	UIW
24.4	Scoring Offense	37.0
19.1	Scoring Defense	22.6
240	First Downs	277
221	First Downs Allowed	230
162.4	Rushing Yards/Game	166.2
170.7	Rushing Defense/Game	130.7
162.4	Passing Yards/Game	284.9
170.7	Passing Defense/Game	222.6
325.9	Total Offense/Game	451.1
317.7	Total Defense/Game	353.3
22.1	Kick Return Average	21.9
7.7	Punt Return Average	14.4
8-69-1	Interception Returns	13-172-2
91-829	Penalties-Yards	84-733
30:38	Time of Possession	29:44
39%	3rd Down Offense	40%
34%	3rd Down Defense	37%
59%	4th Down Offense	53%
48%	4th Down Defense	34%
86% (38-44)	Red Zone Offense	81% (43-53)
67% (28-42)	Red Zone Defense	69% (25-36)
12-9	Fumbles-Lost	11-7
+5	Turnover Margin	+12
65% (11-17)	Field Goals	81% (13-16)
100% (38-38)	PATs	96% (53-55)
19-121	Team Sacks	35-203
34-186	Sacks Allowed	18-140

VILLANOVA LEADERS

PASSING

Connor Watkins 1,999 (164-315-4, 13 TD)

RUSHING

David Avit 163-887 (9 TD)

Isaiah Ragland 101-508 (4 TD)

Connor Watkins 112-437 (8 TD)

RECEIVING

Jaylan Sanchez 33-483 (3 TD)

Devin Smith 37-464 (6 TD)

TACKLES

Shane Hartzell 112 (51-61; 9.5 TFL)

Brendan Bell 111 (55-56; 15.0 TFL)

Ethan Potter 77 (41-36; 2.5 TFL)

UIW LEADERS

PASSING

Zach Calzada 3,351 (288-440-8, 33 TD)

RUSHING

Dekalon Taylor 152-909 (9 TD)

Lontrell Turner 84-401 (2 TD)

Zach Calzada 77-222 (4 TD)

RECEIVING

Jalen Walthall 70-1149 (14 TD)

Roy Alexander 78-947 (11 TD)

TACKLES

Mason Chambers 77 (34-43, 1.5 TFL)

Dune Smith 72 (29-43, 10.5 TFL)

VILLANOVA NOTEBOOK

FIVE AND TEN

- Villanova has the most wins among current CAA Football teams over the **last five years**. During that stretch, the Wildcats and Richmond are the only current league members to have won at least a share of two CAA titles. The two teams shared the 2023 conference championship, while the Wildcats were also co-champions in 2021 and the Spiders are co-champions with Rhode Island this season. Over the five years (2020-24), the Wildcats have a 38-16 (.704) overall record and have gone 26-10 in league play.
- Over the **last 10 seasons** (2015-24), the only current CAA Football members to win at least two titles are Richmond (three) along with Villanova (two) and William & Mary (two). In the 10-year span, the Wildcats have the highest winning percentage and are tied for the most wins among league membership. Villanova is 72-41 (.637) overall in the last 10 seasons and went 47-29 in conference play in these years.

CURRENT CAA FOOTBALL MEMBERSHIP

Last 5 Years: Winning Pct. (2020-24)

Villanova (38-16, .704)

Richmond (37-17, .685)

Delaware (38-18, .679)

Rhode Island (33-16, .673)

William & Mary (31-19, .620)

Last 10 Years: Winning Pct. (2015-24)

Villanova (72-41, .637)

Richmond (72-44, .621)

North Carolina A&T (64-41, .610)

Delaware (65-48, .575)

Monmouth (62-46, .574)

FRIENDLY CONFINES

- Villanova set a new program record with its 16th consecutive home win last week against Eastern Kentucky. The streak began midway through the 2022 season and the Wildcats have gone 7-0 at Villanova Stadium this season. The 16-game home winning streak is now longer than two previous 15-game streaks. One took place from 2008 to 2010 and encompassed the Wildcats 2009 national championship season, while the other occurred in the first 15 games ever played at Villanova Stadium from 1927 to 1930.

GETTING HOT WHEN IT COUNTS

- During the **Mark Ferrante** head coaching era (since 2017), the Wildcats have played some of their best football of the season when it counts the most. Ferrante has a record of 19-10 (.655) in November and December, including a 4-1 mark in November this year which includes regular season wins over Hampton, North Carolina A&T and Delaware in addition to last week's playoff victory over Eastern Kentucky.

EXPERIENCE WINS

- Villanova is an experienced group in 2024, with the 93 members of the roster having combined to play in **1,681** career games with **655** starts entering play against UIW this week.

TURNOVER STORY

- Villanova has played turnover free football in seven of its 13 games this season after it committed at least one turnover in all 13 games played last year. The turnaround has helped the Wildcats post a +5 turnover margin on the year, with the defense registering eight interceptions and recovering 10 fumbles. Villanova has one defensive touchdown on the season, a 38-yard pick-six by linebacker **Brendan Bell** against Delaware, and an overall scoring margin of 44-28 (+16) in points off turnovers for the year.

VILLANOVA FOOTBALL GAME NOTES

VILLANOVA NOTEBOOK

CAA FOOTBALL POSTSEASON HONORS

- True freshman running back **David Avit** was named the CAA Football Offensive Rookie of the Year on Tuesday afternoon in an announcement of the league's annual postseason awards and all-conference teams. Avit is the third player and first non-quarterback in school history to be a conference Offensive Rookie of the Year. The only two previous Villanova players to win the award were quarterbacks *John Robertson* in 2012 and *Zach Bednarczyk* in 2015.
- Villanova was rewarded for an outstanding regular season with nine players recognized on the CAA Football postseason all-conference teams. The honors included four players on the First Team All-CAA squad: senior offensive lineman (center) **Jake Picard** along with the defensive trio of fifth year linebacker **Brendan Bell**, senior linebacker **Shane Hartzell** and fifth year cornerback **Isas Waxter**.
- Fifth year safety **Ty Trinh** was named second team All-CAA on defense and the Wildcats had four additional players earn honorable mention all-conference status. Avit headlined the honorable mention picks and was joined by sixth year quarterback **Connor Watkins**, junior offensive lineman (left tackle) **Stephane Voltaire** and senior defensive lineman (defensive tackle) **Obinna Nwobodo**.
- The nine postseason honorees for Villanova are nearly evenly split between five repeat selections and four players who are earning All-CAA recognition for the first time. The trio of Bell, Hartzell and Waxter each earned their second straight selection and are making their first appearances on the first team squad. Trinh and Watkins are also repeat picks from a year ago.
- This is the fourth time in the last six seasons that Villanova has had at least nine players recognized on the CAA Football postseason all-conference teams. It is also the 28th time in the last 29 years that the Wildcats have had at least four All-CAA honorees. The last two times that Villanova had four players earn first team accolades was the 2021 Spring season and the 2012 campaign.

CAA FOOTBALL OFFENSIVE ROOKIE OF THE YEAR

David Avit (RB) — first non-QB in school history to win this award; third ever recipient

CAA FOOTBALL FIRST TEAM OFFENSE

Jake Picard (OL) — started every game; part of offense which has fewest turnovers in CAA

CAA FOOTBALL FIRST TEAM DEFENSE

Brendan Bell (LB) — leads the team with 14.0 TFL; Villanova is 5-0 when he has 10+ stops

Shane Hartzell (LB) — 106 total tackles; has fourth-highest single game total in FCS (20)

Isas Waxter (CB) — one of 28 FCS players and four from CAA with at least three FF

CAA FOOTBALL SECOND TEAM DEFENSE

Ty Trinh (S) — 23 consecutive games started; 47 tackles this season, including 30 solo

CAA FOOTBALL HONORABLE MENTION

David Avit (RB) — ranks second in the country among freshman with 793 rushing yards

Obinna Nwobodo (DL) — started every game; blocked a game-winning FG vs. Towson

Stephane Voltaire (OL) — started every game; offense has fewest turnovers in the CAA

Connor Watkins (QB) — 25-11 career record as starter; 5th in school history in passing

CAA FOOTBALL

Standings (Top 25)	CAA	Overall
Richmond (9/7)	8-0	10-3
Rhode Island (10/12)	7-1	11-2
Villanova (12/11)	6-2	10-3
New Hampshire (19/24)	6-2	8-5
Delaware	6-2	9-2
Stony Brook (24/rv)	5-3	8-4
Towson	5-3	7-5
Elon	5-3	6-6
William & Mary (rv/rv)	4-4	7-5
Monmouth	4-4	6-6
Maine	3-5	5-7
Hampton	2-6	5-7
UAlbany	2-6	4-8
Campbell	1-7	3-9
Bryant	0-8	2-10
North Carolina A&T	0-8	1-11
TOTAL		94-85

FCS PLAYOFFS — SECOND ROUND

Saturday, November 30

San Antonio, Texas

2:00 PM ET / 1:00 PM CT

#11 Seed Villanova at #6 Seed UIW

Macon, Ga.

2:00 PM

#10 Seed Rhode Island at #7 Seed Mercer

FCS PLAYOFFS — FIRST ROUND

Saturday, November 30

at Villanova 22, Eastern Kentucky 17

at Rhode Island 21, Central Connecticut St. 17

Lehigh 20, at Richmond 16

UT Martin 41, at New Hampshire 1-0

CAA FOOTBALL POSTSEASON AWARDS

Offensive Player of the Year

Derek Robertson, QB, Monmouth

Defensive Player of the Week

Josiah Silver, DL, New Hampshire

Coach of the Year

Billy Cosh, Stony Brook

Special Teams Player of the Year

Chandler Brayboy, KR, Elon

Offensive Rookie of the Year

David Avit, RB, Villanova

Defensive Rookie of the Year

Matthew Traynor, S, Richmond

Chuck Boone Leadership and Excellence Award

Caleb Curtain, Elon

VILLANOVA FOOTBALL GAME NOTES

NATIONAL RANKINGS

STATS PERFORM FCS TOP 25		NOV. 25	
Rk	Team (1st)	Rec.	Pts.
1	Montana State (51)	12-0	1,395
2	South Dakota State (1)	10-2	1,308
3	North Dakota State (2)	10-2	1,281
4	South Dakota (2)	9-2	1,275
5	UC Davis	10-2	1,167
6	UIW	10-2	1,084
7	Idaho	9-3	1,054
8	Mercer	10-2	1,020
9	Richmond	10-2	955
10	Rhode Island	10-2	843
11	Illinois State	9-3	771
12	Villanova	9-3	746
13	Montana	8-4	739
14	Tarleton State	9-3	684
15	Abilene Christian	8-4	613
16	Southeast Missouri	9-3	508
17	Northern Arizona	8-4	389
18	Jackson State	10-2	384
19	New Hampshire	8-4	320
20	South Carolina State	9-2	302
21	Tennessee State	9-3	296
22	Eastern Kentucky	8-4	284
23	UT Martin	8-4	282
24	Stony Brook	8-4	94
25	Harvard	8-2	87

Receiving Votes: North Carolina Central 78, Southern Utah 59, Southeastern Louisiana 33, Lehigh 31, Duquesne 27, Western Carolina 25, Chattanooga 20, Drake 20, Tennessee Tech 13, Central Connecticut State 6, Dartmouth 4

AFCA FCS COACHES POLL NOV. 25

Rk	Team (1st)	Rec.	Pts.
1	Montana State (23)	12-0	622
2	South Dakota State (2)	10-2	593
3	South Dakota	9-2	571
4	North Dakota State	10-2	554
5	UC Davis	10-2	522
6	UIW	10-2	495
7	Richmond	10-2	453
8	Idaho	9-3	443
9	Mercer	10-2	427
10	Illinois State	9-3	392
11	Villanova	9-3	360
12	Rhode Island	10-2	351
13	Montana	8-4	304
14	Tarleton State	9-3	290
15	Jackson State	10-2	266
16	Southeast Missouri	9-3	236
17	Abilene Christian	8-4	220
18	South Carolina State	9-2	194
19	Tennessee State	9-3	150
20	UT Martin	8-4	128
21	Missouri State	8-4	124
22	Northern Arizona	8-4	100
23	North Carolina Central	8-3	54
24	New Hampshire	8-4	47
25	Duquesne	8-3	46

Receiving Votes: Stony Brook 44, Eastern Kentucky 32, Drake 29, Lehigh 19, Dartmouth 16, Harvard 16, Central Connecticut State 12, Chattanooga 6, Butler 4, South-eastern Louisiana 4, Columbia 2

VILLANOVA NOTEBOOK

MAY THE FOURTH QUARTER BE WITH YOU

- One of the reasons Villanova has been successful this season has been its play late in games. The team's most successful quarter of the season in terms of scoring differential has been the fourth quarter when the Wildcats have a +61 (98-37) scoring margin against the opposition.
- The trend continued last week when Villanova kicked two field goals in the fourth quarter to rally past Eastern Kentucky, 22-17. In fact, the Wildcats have given up just one touchdown in the fourth quarter over the last eight games and have outscored their last eight opponents by a 67-10 margin in the final period.

WHO SCORES FIRST AND WHO SCORES LAST

- Last season Villanova **scored** the first points of the game in 11 of its 13 games played. That has not been the case this year, as the Wildcats have **allowed** the first points of the game eight times in 13 outings. Villanova has trailed at the end of the first quarter six times this season, but has made up for that with its success in the second half of games. Villanova has a +88 scoring margin in the second half compared to a -19 margin in the first half.

TRAILING AT HALFTIME

- Prior to the October 5 game against Stony Brook, the Wildcats had lost nine straight games when trailing at halftime since a November 20, 2021 win over Delaware. That trend stopped versus the Seawolves as Villanova rallied for a 42-24 triumph. Although the Wildcats have still lost 25 of their last 32 contests when trailing at the intermission, they are 2-3 in such games this season with the Stony Brook win and another second half rally last week over Eastern Kentucky.

WINNING LOW SCORING GAMES

- Prior to this year, the Wildcats had lost 20 of their last 22 games when they were held to 20 points or fewer. The trend has changed in 2024, as Villanova is 3-2 in those kinds of games and has tallied victories over Towson (14-13), New Hampshire (14-6) and Hampton (20-14). The last season in which the Wildcats had three conference wins in which it scored no more than 20 points was in 1989.

CAA FOOTBALL ALL-TIME LEAGUE RECORDS

Team	Record	Pct.	Titles (Shared-Outright)	Last Title
Villanova	178-116	.605	8 (7-1)	2023
Delaware	187-122	.605	10 (8-2)	2020
New Hampshire	265-212-10	.554	14 (5-9)	2022
William & Mary	135-117	.536	5 (4-1)	2022
Richmond	158-151	.511	10 (9-1)	2024
Elon	40-43	.482	0 (0-0)	—
Maine	224-260-7	.463	13 (8-5)	2018
Stony Brook	39-53	.424	0 (0-0)	—
Towson	67-92	.421	2 (1-1)	2012
Monmouth	10-14	.417	0 (0-0)	—
UAlbany	31-61	.337	1 (1-0)	2023
Rhode Island	163-325-7	.336	8 (6-2)	2024
Campbell	5-11	.313	0 (0-0)	—
Hampton	6-18	.250	0 (0-0)	—
Bryant	0-8	.000	0 (0-0)	—
North Carolina A&T	0-16	.000	0 (0-0)	—

Former members of the conference are not listed here.

VILLANOVA FOOTBALL GAME NOTES

VILLANOVA NOTEBOOK

CLOSE CALLS

- Villanova has tallied six wins this season in games decided by eight points or fewer. That includes close conference wins against Towson (14-13), New Hampshire (14-6) and Hampton (20-14) in addition to last week's 24-17 win over Youngstown State in the season opener and last week's 22-17 nailbiter against Eastern Kentucky. The last time the Wildcats had as many as five wins by single digits was in 2021 when five of the team's 10 victories were in single-digit games. During the **Mark Ferrante** head coaching era, Villanova is 18-13 in games decided by one to nine points.

DOMINANT DEFENSE

- Villanova's strength this season has been the play of a defense which has been among the best in the country. Entering play against UIW this week, the Wildcats rank first or second in CAA Football in six defensive categories, as well as in the top 25 nationally in six categories.
- Villanova has held eight of its 13 opponents this season to fewer than 20 points, with three of those teams not even scoring a touchdown against the Wildcats defense. The three games in which Villanova allowed no touchdowns were in wins over Colgate (28-3), New Hampshire (14-6) and North Carolina A&T (31-3).

WHERE THE VILLANOVA DEFENSE RANKS THIS SEASON

Category	Statistic	CAA Rank	FCS Rank
Red Zone Defense	66.7%	1st	3rd
Punt Return Defense	5.36	1st	23rd
Defensive Passing Efficiency	120.94	1st	28th
Scoring Defense	18.6	2nd	14th
Passing Yards Allowed	170.7	2nd	14th
Total Defense	317.7	2nd	21st
Third Down Pct. Defense	34.1%	3rd	21st

RESURGENT OFFENSE

- While the defense has played well all season long, the Wildcats showcased a resurgent offense in the final three regular season games and topped 30 points in three straight outings against North Carolina A&T (31), Monmouth (33) and Delaware (38). Villanova averaged 34.0 points per game during that stretch after having averaged just 13.7 points per contest in the three preceding games. Running back **David Avit** and quarterback **Connor Watkins** combined for eight rushing touchdowns in the three-game stretch.

VILLANOVA VERSUS FCS RANKED OPPONENTS

Villanova...	All-Time (since 1985)	Mark Ferrante Era	2024 Season
vs. Top 25	73-81 (.474)	15-11	2-0
vs. No. 1 Team	3-7 (.300)	0-2	0-0
vs. 1-5	18-14 (.563)	2-3	0-0
vs. 1-10	28-35 (.444)	3-7	0-0
vs. 11-15	14-16 (.467)	2-1	0-0
vs. 16-20	15-15 (.500)	5-1	0-0
vs. 21-25	16-15 (.516)	5-2	2-0
VU Ranked	59-51 (.536)	12-9	2-0
VU Unranked	14-30 (.318)	3-2	0-0
Home	47-30 (.610)	9-4	2-0
Away	26-51 (.338)	6-7	0-0
Conference	53-71 (.427)	9-9	0-0
Non-Conference	20-10 (.667)	6-2	2-0

CAREER ACCOLADES

TEMI AJIROTUTU

- CAA Third Team Offense 2023

DAVID AVIT

- Jerry Rice Award Finalist 2024
- CAA Offensive Rookie of the Year 2024
- CAA Honorable Mention 2024
- CAA Rookie of the Week 2024 — 9.30
- DC Touchdown Club Player of the Week 2024 — 9.30
- Stats Perform Freshman of the Week 2024 — 10.7
- CAA Rookie of the Week 2024 — 10.7

BRENDAN BELL

- CAA First Team Defense 2024
- CAA Second Team Defense 2023
- CAA Defensive Player of the Week 2023 — 9.25
- CAA Defensive Player of the Week 2023 — 11.6
- Stats Perform Honorable Mention 2024 — 10.7
- CAA Defensive Player of the Week 2024 — 10.7

SHANE HARTZELL

- CAA First Team Defense 2024
- CAA Honorable Mention 2023
- CAA Rookie of the Week 2022 — 11.21
- Stats Perform Defensive Player of the Week 2024 — 10.27
- CAA Defensive Player of the Week 2024 — 10.27

RICHIE KIMMEL

- CAA Defensive Player of the Week 2024 — 9.2

OBINNA NWOBODO

- CAA Honorable Mention 2024

JAKE PICARD

- CAA First Team Offense 2024

ISAIAH RAGLAND

- CAA Rookie of the Week 2023 — 10.16
- CAA Rookie of the Week 2024 — 9.2
- CAA Rookie of the Week 2024 — 9.16

TY TRINH

- CAA Second Team Defense 2024
- CAA Second Team Defense 2023

STEPHANE VOLTAIRE

- CAA Honorable Mention 2024

CONNOR WATKINS

- CAA Honorable Mention 2024
- CAA Third Team Offense 2023
- CAA Offensive Player of the Week 2023 — 10.30

ISAS WAXTER

- CAA First Team Defense 2024
- CAA Football Second Team Defense 2023

HEAD COACH MARK FERRANTE

- Eddie Robinson Award Finalist 2023
- AFCA FCS Region 1 Coach of the Year 2021
- CAA Football Coach of the Year 2021
- AFCA FCS Assistant Coach of the Year 2015

VILLANOVA FOOTBALL GAME NOTES

VILLANOVA UNIVERSITY

ABOUT THE SCHOOL

Since 1842, Villanova University's Augustinian Catholic intellectual tradition has been the cornerstone of an academic community in which students learn to think critically, act compassionately and succeed while serving others. There are more than 10,000 undergraduate, graduate and law students in the University's six colleges—the College of Liberal Arts and Sciences, the Villanova School of Business, the College of Engineering, the M. Louise Fitzpatrick College of Nursing, the College of Professional Studies and the Villanova University Charles Widger School of Law. Ranked among the nation's top universities, Villanova supports its students' intellectual growth and prepares them to become ethical leaders who create positive change everywhere life takes them.

VILLANOVA ATHLETICS

Villanova University has a long and storied athletics history defined by excellence both in competition and in the classroom. The Villanova Athletics Department is a community of student-athletes, coaches and staff whose primary focus is to achieve academic excellence, while striving to produce teams and individuals committed to athletic competition and outstanding performance. Villanova Athletics sponsors 24 varsity sports, which together include more than 500 student-athletes. In the classroom, these Villanova student-athletes have registered a grade-point average higher than a 3.0 for 42 consecutive semesters. Three Villanova student-athletes have been named Rhodes Scholars, with numerous others earning Academic All-America distinction. Villanova's athletics history includes 21 NCAA team national championships, as well as more than 100 conference championships. In addition, at least one Villanovan has participated in every Summer Olympics since 1948. Villanova is a member of the BIG EAST Conference, CAA Football, Coastal Athletic Association (Rowing) and Metro Atlantic Athletic Conference (Water Polo).

ACADEMICS

The GPA for more than 500 student-athletes during the Spring 2024 semester was 3.489, making it 13 straight semesters that student-athletes have had a GPA of 3.3 or higher. Success in the classroom has been across-the-board for Villanova Athletics, with every one of the 24 varsity sports programs posting a team GPA over a 3.0 in each of the last five semesters.

The most recent NCAA data to be released was the Academic Progress Rate (APR) update in June 2024 in which Villanova Athletics had 13 teams achieve a perfect 1000 score. Only seven Division I schools nationwide and four outside of the Ivy League had as many as 13 teams with a perfect 1000 score. Villanova's overall multi-year score rose one point to 997. The football team's score of 982 led all CAA schools.

VILLANOVA NOTEBOOK

BIG PLAY POTENTIAL

- Villanova has 76 plays of 20+ yards this season, of which 52 (29 pass plays, 23 rushes) have come from the line of scrimmage. There are 13 different players on the Wildcats roster who have recorded a rush or a reception of 20 yards or longer on the year (*see the chart on page 27*).
- There have been two games this season where Villanova had a season high nine plays of 20+ yards. One of those was the Delaware game when the Wildcats had five pass plays of 20 yards or longer, three rushes for 20+ yards and an interception which was returned 38 yards. Three of the team's five touchdowns versus the Blue Hens were longer than 35 yards, including **Connor Watkins** running for a 38-yard score and tossing a 36-yard touchdown pass to **Kenyon Miles** for the sophomore receiver's first career touchdown. In addition, fifth year linebacker **Brendan Bell** had a 38-yard pick-six.
- In the Stony Brook game on October 5, the Wildcats had nine plays from scrimmage for 20+ yards. Four of those plays resulted in a score, including long touchdown runs of 70 yards and 59 yards by freshman running back **David Avit**. Sophomore **Ja'briel Mace** scored his first career touchdown on a 21-yard run and wide receiver **Lucas Kopecky** hauled in a 26-yard catch for a touchdown.

LOOKING DOWNFIELD

- Sixth year quarterback **Connor Watkins** has thrown seven career touchdown passes of 75 yards or longer. No previous QB in school history had more than four such passes. Watkins has an equal number of career starts (37) as he does pass completions for 40+ yards (37). He owns a 26-11 record as the starter under center and has accounted for eight of the 38 passes in school history for 70+ yards. Watkins has...
 - ◆ Seven career TD passes for 70+ yards (*no previous Villanova QB had more than four*)
 - ◆ 14 career completions for 40-49 yards
 - ◆ 7 career completions for 50-59 yards
 - ◆ 8 career completions for 60-69 yards
 - ◆ 6 career completions for 70-79 yards
 - ◆ 2 career completions for 80-89 yards

OVERTIME HISTORY (since 1985)

Year	Opponent	Result	Score
1988	at Boston University	Win	31-24
1989	Connecticut	Win 6OT	41-35
1994	Delaware	Loss	31-38
1995	James Madison	Loss	27-28
1998	Delaware	Win	34-31
1999	at Connecticut	Win 3OT	48-45
1999	Delaware	Win	51-45
2000	William & Mary	Loss	41-48
2001	James Madison	Win	45-44
2003	at Temple	Win 2OT	23-20
2007	Maine	Win	24-17
2007	at Massachusetts	Loss 4OT	24-32
2008	at Penn	Win	20-14
2010	at Delaware	Win	28-21
2014	at Syracuse	Loss 2OT	26-27
2017	at Albany	Loss	10-19
2019	at Towson	Win	52-45
2020	Rhode Island	Loss	37-40

VILLANOVA FOOTBALL GAME NOTES

VILLANOVA NOTEBOOK

MILESTONE MAN

- Sixth year quarterback **Connor Watkins** ranks fifth in school history in career passing yards and moved into the top five on that list against Monmouth on November 16 when he established career highs of 20 completions and 32 pass attempts. In the game prior to that, Watkins threw his 400th career pass completion in a 31-3 win over North Carolina A&T. Watkins has been the Wildcats starter under center since the start of the 2022 season and he has gone 26-11 (.703) as the starting quarterback.

CONNOR WATKINS IN THE VILLANOVA RECORD BOOK

CATEGORY	STAT	RANK	NEXT UP	PLAYER
Yards Per Completion	15.12	1st	—	
Yards Per Attempt	8.29	2nd	1st 8.33	John Robertson (2011-15)
Passing Yards	6,926	5th	4th 7,290	John Robertson (2011-15)
Total Offense	8,198	6th	5th 8,401	Chris Whitney (2007-10)
Passing Efficiency	138.3	7th	6th 140.2	Zach Bednarczyk (2015-18)
Career TDs (Pass-Rush)	77	7th	6th 80	Chris Whitney (2007-10)
Passing Touchdowns	50	7th	6th 55	Chris Whitney (2007-10)
Passing Attempts	835	7th	6th 843	Daniel Smith (2019-21)
Passing Completions	458	9th	8th 476	Daniel Smith (2019-21)

DOUBLE DIGIT TACKLERS

- There have been two occasions this season in which all three of the Villanova starting linebackers had double digit tackles in the same game. The starting group consists of fifth year **Brendan Bell**, senior **Shane Hartzell** and fifth year **Richie Kimmel**. Their most recent game with 10+ stops was in the Stony Brook win on October 5 when Bell had a career-high 15 tackles to go along with 11 stops from Hartzell and 10 tackles by Kimmel. All three players had made 10+ tackles in the season opener against Youngstown State.

TRIPLE DIGIT TACKLERS

- Linebackers **Shane Hartzell** and **Brendan Bell** have each made over 100 tackles this season. Hartzell leads the team with 112 total stops and Bell has 111 tackles. The last pair of Villanova teammates with 100+ tackles in the same season were *Brian Hulea (135)* and *Allyn Bacchus (118)* in 2005.

VILLANOVA PLAYER NOTES

Featured players listed alphabetically

David Avit

Fr., RB, 6-0, 220, Potomac, Md.

- True freshman running back **David Avit** has emerged as the leading running back for Villanova in his rookie season and has rushed for team highs of 887 yards and nine touchdowns on 163 carries.
- Avit scored touchdowns in each of the last four regular season games, including a one-yard run for the first points of the game against Delaware.
- Earlier this season, Avit set a Wildcats freshman record when he ran for 183 yards and four touchdowns in a 42-24 win over Stony Brook, including touchdown runs of 70 yards and 59 yards in that contest.
- Avit ranks second in the country for rushing yards by a freshman this season and is tied for third nationally in rushing touchdowns by a freshman.
- Avit ranks second in school history for a single season in rushing yards by a freshman, trailing only *John Robertson (2011-15)* who rushed for 1,021 yards as a redshirt freshman in 2012.

Brendan Bell

5th Yr, LB, 6-2, 230, Basking Ridge, N.J.

- Fifth year linebacker **Brendan Bell** became the first Villanova player in the FCS era (since 1985) to score both an offensive touchdown and a defensive touchdown in the same game. He accomplished the feat against Delaware with a 38-yard pick-six in the first quarter and a six-yard rushing touchdown in the fourth quarter.
- Bell is a three-year starter on defense and has also started to take some snaps on offense during the second half of this season. He has two carries on the year and both have resulted in touchdowns — a four-yard score for his first career touchdown at Hampton and the six-yard rushing touchdown against Delaware. He also had a reception for no gain against North Carolina A&T.

Ethan Gettman

5th Yr, K/P, 6-4, 205, Daytona Beach, Fla.

- Fifth year kicker **Ethan Gettman** is in his first season with Villanova after playing at Bryant during his undergraduate career. He is the Wildcats leading scorer with 71 points (38-of-38 PATs, 11-of-17 field goals). Gettman has made seven straight field goals since the Hampton game and has 10 career field goals for 40 yards or longer.
- Gettman ranks fifth in CAA Football with an average of 42.1 yards per punt. Only 11 of his 58 punts on the year have been returned and he has landed 16 punts inside the 20-yard line while recording nine punts of 50 yards or longer.

VILLANOVA FOOTBALL GAME NOTES

VILLANOVA NOTEBOOK

Shane Hartzell Sr., LB, 6-0, 230, Perkasio, Pa.

- In a win over New Hampshire earlier this season, senior linebacker **Shane Hartzell** recorded a career high 20 tackles in a 14-6 victory. He had reached double digits (11) by halftime and the 20 total stops are the fourth most in a game by any FCS player his season.
- Hartzell leads the team with 112 tackles on the year, including 51 solo stops and 61 assisted tackles. He has recorded 9.5 tackles for loss and a team-high five sacks to along with two forced fumbles, one fumble recovery, a team-high tying eight quarterback hurries and one pass breakup.

Lucas Kopecky 5th Yr, WR, 6-3, 200, Rocky Hill, N.J.

- One of the best stories on the Villanova roster this season has been the play of fifth year collegian **Lucas Kopecky**, who is in his first year of college football after playing four years for the Wildcats men's lacrosse team. Kopecky starred in both sports as a scholastic player at Montgomery (N.J.) High School, and in football he was a two-time all-conference and honorable mention all-state selection who set career and single-season school records for receiving yards.
- Kopecky walked onto the football team this year and made his college football debut in the game against Big Ten and FCS foe Maryland on September 21. Beginning with that game, Kopecky has played in 10 straight contests and has recorded at least one catch in all 10 games. He scored his first collegiate touchdown on a 26-yard grab in the Stony Brook game on October 5, then followed that effort with four catches for 43 yards at Maine on October 19. He made his first career start and scored another touchdown in the New Hampshire win on October 26 and is coming off a career-high six catches versus Eastern Kentucky last week. Kopecky is up to third on the team in receiving for the year with 24 receptions for 279 yards and two touchdowns. He has started each of the last six games.
- During his undergraduate men's lacrosse career, Kopecky played in 40 games and tallied four goals, 36 ground balls, nine caused turnovers and 58 faceoff wins. He was listed as a midfielder but was a versatile player who the Wildcats used at nearly every spot on the field in his four seasons. Villanova was 35-23 during Kopecky's career and twice reached the BIG EAST Championship final.

Tanner Maddocks Jr., QB, 6-1, 210, Reading, Pa.

- Backup quarterback **Tanner Maddocks** has made himself valuable as a punter return this season and has returned 10 punts for 97 yards. He averages 9.7 yards per return and has a long return of 22 yards. Maddocks has filled in well for *Connor Watkins* when called on at quarterback. He is 14-of-20 for 156 yards passing in his career, including 8-of-14 for 112 yards his season. Maddocks has also rushed five times for 17 yards and two touchdowns on the season.

Isaiah Ragland R-Fr., RB, 5-9, 215, Alexandria, Va.

- Redshirt freshman running back **Isaiah Ragland** is the only player in Villanova history to be named CAA Football Rookie of the Week in more than one season. He garnered the honor twice this season: on September 2 after he had 65 rushing yards and his first collegiate touchdown in the season opener against Youngstown State and again on September 16 after he had a monster game with 17 carries for 141 yards in a 14-13 win over Towson.
- Ragland played in four games as a true freshman last season and showed his potential in a game against Elon where he had 15 carries for 126 yards in a 21-0 victory. Ragland has pushed his career totals to 111 rushes for 630 yards and four scores this season.

Jaylan Sanchez Jr., WR, 6-0, 200, North Bergen, N.J.

- Junior wide receiver **Jaylan Sanchez** is the only Villanova receiver to catch at least one pass in all 13 games this season. He leads the team with 483 receiving yards and ranks second on the team with 33 catches and three receiving touchdowns. Dating back to the start of the 2023 campaign, Sanchez has tallied at least one reception in 24 of his last 26 games.
- Sanchez recorded his fourth career game and first this season with over 100 receiving yards in the November 2 game at Hampton. He had five catches for 103 yards on the day, including a 72-yard pass in the third quarter which set up the game's decisive touchdown two plays later. Sanchez has played in 36 career games and has recorded 71 receptions for 1,264 yards and nine touchdowns.

Devin Smith 5th Yr, WR, 5-10, 185, Durham, N.C.

- Fifth year collegian **Devin Smith** had one of his best games of the season against North Carolina A&T on November 9 when he caught a career-high seven passes for 68 yards. He caught seven of his eight targets on the day and followed that performance by making three catches for 36 yards and a touchdown against Monmouth.
- Smith is a graduate transfer from North Carolina Central and has emerged as one of the leading receivers for Villanova this season. He leads the team with 37 receptions and six receiving touchdowns while ranking second on the squad with 464 receiving yards. One of his best games of the season came against Colgate when he had six catches for 116 yards and a career high tying two touchdowns. His career collegiate totals are 138 receptions for 1,982 yards and 20 touchdowns.

Isas Waxter 5th Yr, CB, 6-2, 215, Newark, N.J.

- Fifth year cornerback **Isas Waxter** is one of 28 players nationally and four from the CAA with three or more forced fumbles this season. He had one FF at Stony Brook and two in the next game at Maine.

VILLANOVA FOOTBALL GAME NOTES

VILLANOVA NOTEBOOK

NON-CONFERENCE DOMINANCE

- Villanova closed out its regular season non-conference schedule with a perfect 3-0 record against FCS foes from outside of CAA Football. The wins include a 24-17 triumph over Youngstown State in the season opener as well as a 28-3 road win at Colgate and a 24-10 home win versus LIU. Villanova has now won 19 straight regular season non-conference matchups against FCS competition. The streak dates back to the start of the 2016 season and the Wildcats have an average margin of victory of 26.1 points.

TRIPLE THREAT

- Not only did Villanova rush for a total of 246 yards in the season opener against Youngstown State, its top three rushers all averaged better than eight yards per carry. Quarterback **Connor Watkins** led the way with 107 yards on 10 carries (10.7 average), while running backs **Isaiah Ragland** and **David Avit** averaged 9.3 yards (seven carries, 65 yards) and 8.4 yards (five carries, 42 yards), respectively. The last time the Wildcats had three rushers average 8.0+ yards per carry was on October 25, 2014 against Morgan State.

FIRST TIME STARTERS

- Villanova had four starters on both sides of the ball who were making their first career starts in this year's season opener against Youngstown State.

PLAYERS WHO MADE FIRST CAREER START IN SEASON OPENER

RB	Isaiah Ragland	5th career game
WR	Kenyon Miles	10th career game
LG	Tommy Broderick	5th career game
RG	Chris McCullers	5th career game
DT	Obinna Nwobodo	17th career game
DE	Capri Martin	12th career game
LB	Richie Kimmel	27th career game
CB	Zahmir Dawud	4th career game

MAKING THEIR DEBUT

- In addition to the first time starters against Youngstown State, the Wildcats also had six players appear in their first collegiate game during the 24-17 victory.

PLAYERS WHO MADE COLLEGIATE DEBUT IN SEASON OPENER

#16	Jack Ryder	Holder
#24	David Avit	Running Back
#38	Newton Essiem	Cornerback
#56	Christian Caballero	Linebacker
#80	Chris Colby	Wide Receiver
#85	Nolan Clayton	Tight End

CAA FAVORITES

- Villanova entered the season as the defending CAA Football co-champions and earned last season's automatic bid to the FCS playoffs. In a preseason poll of league head coaches, the Wildcats were considered the favorite to finish atop the league standings once again in 2024. Villanova received nine first-place votes and a total of 217 points in the preseason poll to finish ahead of Richmond (one first-place vote, 189 points) and UAlbany (three first-place votes, 179 points).

CAA PRESEASON HONORS

- Starting quarterback **Connor Watkins** was named the CAA Football Preseason Offensive Player of the Year and was one of a league-high six Wildcats who were selected to the CAA Football Preseason All-Conference Team. The other preseason league honorees are offensive lineman **Temí Ajirotutu**, linebackers **Brendan Bell** and **Shane Hartzell**, cornerback **Isas Waxter** and safety **Ty Trinh**. Wide receiver Jaylan Sanchez was an honorable mention preseason pick.

PRESEASON NATIONAL HONORS

- Villanova quarterback **Connor Watkins** and cornerback **Isas Waxter** were named to the preseason watch lists for the Walter Payton Award and the Buck Buchanan Award which are presented to the top FCS offensive and defensive player each year. Waxter was also named to the Senior Bowl Watch List, while he and linebacker **Shane Hartzell** earned preseason All-America honors from both Stats Perform and Phil Steele.

VILLANOVA FOOTBALL HISTORY

- Villanova is playing its 127th season of varsity football this year and its 40th season as an FCS program since reinstating football in 1985 after a four-year absence. During the program's history the Wildcats have an overall record of 669-505-41 (.567). Prior to the FCS era, Villanova played in college football bowl games in 1937, 1947, 1949, 1961 and 1962 and went 2-2-1 in those games. The wins came against Nevada (27-7) in the 1949 Harbor Bowl in San Diego and against Wichita State (17-9) in the 1961 Sun Bowl in El Paso.

Since becoming an FCS program, the Wildcats have made 15 appearances in the FCS playoffs and have advanced to at least the semifinals three times (2002, 2009 and 2010). Former head coach **Andy Talley** guided Villanova to its first national title with a 23-21 victory over Montana in 2009. The Wildcats have also won at least a share of eight league championships in the Yankee Conference (1988-1996), the Atlantic 10 Conference (1997-2006) and CAA Football (2007-present).

VILLANOVA FOOTBALL GAME NOTES

VILLANOVA'S RECORD...

	2024	Ferrante
Overall	10-3	57-32
CAA Football	6-2	36-24
Non-Conference	4-1	21-8
Home	7-0	31-12
Road	3-3	26-20
Neutral	0-0	0-0
Current Streak	W2	W2
Home Streak	W7	W16
Road Streak	L1	L1

Day Games	7-3	43-28
Night Games	3-0	14-4
March	0-0	1-1
April	0-0	1-1
August	1-0	2-0
September	3-1	21-10
October	2-1	13-10
November	4-1	17-8
December	0-0	2-2
Ranked Teams	2-0	15-12
Unranked Teams	8-3	42-20
Overtime	0-0	1-2

After 1st Quarter

Leading	5-1	44-8
Trailing	4-2	7-16
Tied	1-0	6-8

Halftime

Leading	6-0	48-5
Trailing	2-3	7-25
Tied	2-0	2-2

After 3rd Quarter

Leading	8-0	49-4
Trailing	1-3	6-25
Tied	1-0	2-3

Scoring

Scoring First	5-0	46-10
Opp. Scores First	5-3	11-22
Scoring 0-9	0-1	0-7
Scoring 10-19	2-0	5-13
Scoring 20-29	5-1	13-6
Scoring 30-39	2-1	21-4
Scoring 40+	1-0	18-2
Allowing 0-9	3-0	17-0
Allowing 10-19	5-0	23-4
Allowing 20-29	2-0	13-9
Allowing 30-39	0-2	3-11
Allowing 40+	0-1	1-8

Game Decided By

0-9 Points	5-1	18-13
10-19 Points	3-1	10-8
20+ Points	2-1	29-11

Statistics

Outgain opp.	8-0	49-6
Outgained by opp.	2-3	8-26
VU 100-yard rusher	4-0	26-4
VU 100-yard receiver	2-0	23-10
VU 300-yard passer	0-0	5-4
Opp. 100-yard rusher	4-0	7-14
Opp. 100-yard receiver	0-2	10-13
Opp. 300-yard passer	0-2	6-9

Turnovers

No turnovers	5-2	19-5
1-2 turnovers	4-0	32-19
3+ turnovers	1-1	6-8
No takeaways	2-1	6-10
1-2 takeaways	6-2	34-20
3+ takeaways	2-0	17-2
Win turnover margin	6-1	33-6
Lose turnover margin	2-1	9-16
Turnovers tied	1-1	14-7

STATISTICAL RANKINGS

Team Stats	CAA	FCS	Stat
------------	-----	-----	------

Offense

Red Zone Offense	4	29	86.4%
4th Down Pct.	7	30	58.8%
Rushing Offense	7	46	163.5
First Downs	8	42	240
3rd Down Pct.	10	57	39.0%
Scoring Offense	10	67	24.4
Total Offense	13	89	325.9
Sacks Allowed/Game	13	100	2.62
Passing Efficiency	15	97	116.79
Passing Offense	16	103	162.4

Defense

Red Zone Defense	1	3	66.7%
Def. Passing Efficiency	1	28	120.94
Scoring Defense	2	14	18.6
Passing Defense	2	14	170.7
Total Defense	2	21	317.7
Opp. 3rd Down Pct.	3	21	34.1%
Opp. 4th Down Pct.	4	43	48.0%
First Downs Allowed	5	48	221
Rushing Defense	7	54	147.0
Team Sacks/Game	16	105	1.46

Special Teams

PAT Percentage	T1	n/a	100.0%
Punt Return Defense	1	23	5.36
Kickoff Returns	2	29	22.06
Net Punting	4	30	39.00
Punt Returns	8	61	7.73
Kickoff Ret. Def.	10	61	20.21
Field Goal Pct.	12	n/a	64.7%

Miscellaneous

Turnovers Lost	4	25	13
Turnover Margin	5	40	+5
Turnovers Gained	7	40	18
Time of Possession	9	49	30:38
Penalty Yards/Game	12	95	63.77
Penalties/Game	13	90	7.00

Player Stats*

	CAA	FCS	Stat
--	-----	-----	------

Brendan Bell

Fumble Recoveries	1	4	3
Tackles/Game	5	33	8.5

Timmy Furgeson

Fumble Recoveries	4	15	2
-------------------	---	----	---

Ethan Gettman

Punting Average	5	33	42.1
-----------------	---	----	------

Shane Hartzell

Tackles/Game	4	31	8.6
--------------	---	----	-----

Isas Waxter

Forced Fumbles/Game	1	7	0.27
---------------------	---	---	------

Connor Watkins

Points Responsible For	5	38	130
------------------------	---	----	-----

n/a Team stat not kept in FCS national stats

** Players who rank in the top five in the CAA*

WILDCATS IN THE NFL

CURRENT NFL ROSTERS

Christian Benford, Bills

Qadir Ismail, Ravens (practice squad)

Jalen Jackson, Jaguars (practice squad)

Tanoh Kpassagnon, Saints

ALL-TIME NFL DRAFT PICKS

Year.....Name.....Rd.....Team

1936	Eddie Michaels	2	Bears
1938	John Mellus	7	Giants
1940	Andy Chisick	7	Cardinals
1943	George Smith	21	Cardinals
1943	Steve Pritko	28	Rams
1944	Val Jansante	10	Steelers
1944	Al Postus	20	Eagles
1947	Bob David	25	Rams
1949	Lou Ferry	3	Packers
1949	Ed Berrang	5	Redskins
1950	Ralph Pasquariello	1	Rams
1950	John Sandusky	2	Browns
1950	Steve Romanik	3	Bears
1950	Dan Brown	11	Redskins
1951	Pete D'Alonzo	4	Lions
1953	Gene Filipski	7	Browns
1956	Don McComb	21	Giants
1957	Joe Ryan	25	Bears
1962	Frank Budd	7	Eagles
1962	Sam Gruneisen		Chargers
1963	Larry Glueck	3	Bears
1963	Billy Joe		Broncos
1965	Mike Strofolino	4	Rams
1965	Al Atkinson		Bills
1969	Rich Moore	1	Packers
1969	John Sodaski	9	Steelers
1970	Billy Walik	11	Eagles
1972	Mike Siani	1	Raiders
1972	John Babinecz	2	Cowboys
1972	Ernie Messmer	13	Steelers
1973	Kevin Reilly	7	Dolphins
1974	Joe Miller	11	Redskins
1974	John Givens	14	Falcons
1975	John Zimba	5	Browns
1976	Gary Shugrue	11	Lions
1976	Steve Ebbecke	13	Eagles
1977	John Mastronardo	10	Eagles
1981	Howie Long	2	Raiders
1981	David Martin	9	Lions
2002	Brian Westbrook	3	Eagles
2008	Matt Sherry	6	Bengals
2011	Ben Ijalana	2	Colts
2017	Tanoh Kpassagnon	2	Chiefs
2017	Brad Seaton	2	Titans
2022	Christian Benford	6	Bills

VILLANOVA FOOTBALL GAME NOTES

COMPLETE STUDENT-ATHLETES

ACADEMIC HIGHLIGHTS

NCAA ACADEMIC DATA

■ Each year the NCAA recognizes programs that have a multi-year Academic Progress Rate (APR) score that ranks within the top 10 percent of their sport nationwide. Villanova has earned this award nine times in the 18-year history of the APR program.

■ In the most recent APR data released in June 2024 the football program's multi-year APR score of 982 was 25 points above the national average for FCS programs.

■ New data on the NCAA Graduation Success Rate (GSR) was released in November 2024 and Villanova recorded its fourth straight year with a score of 95 percent or higher.

ACADEMIC ALL-AMERICANS

■ One of the highest honors that a student-athlete can achieve is to be named an Academic All-American, an award which encompasses both academic achievement as well as contributions on the field. Villanova has had 12 football student-athletes earn a total of 14 Academic All-America honors over the years.

CAA TEAM ACADEMIC EXCELLENCE

■ Villanova has been the winner of the CAA Football Team Academic Excellence Award four times in the last eight years. The award is presented at the end of each academic year to the conference school with the highest team GPA.

CAA SCHOLAR-ATHLETE OF THE YEAR

■ Villanova has had five student-athletes be named the CAA Football Scholar-Athlete of the Year. Nominees for the award must have attained senior standing academically and have a cumulative GPA of 3.0 or higher.

CAA ACADEMIC HONOR ROLL

■ Student-athletes with a semester GPA of 3.0 or higher are named to the CAA Commissioner's Academic Honor Roll. Villanova had 62 honorees for the Fall 2022 semester and 63 student-athletes achieve this distinction for the Spring 2023 term.

ACADEMIC ALL-AREA TEAMS

■ In conjunction with the *Philadelphia Inquirer*, the sports information directors at the colleges and universities in the Philadelphia area (PhillySIDA) name an Academic All-Area team and a football Performer of the Year each season. In the 17 years of the Academic All-Area program, which started with the 2005-06 academic year, the football team has had a total of 60 selections to the Academic All-Area Team. In addition, the Wildcats have had five Performers of the Year.

NCAA PUBLIC RECOGNITION AWARD

■ 2004-05
■ 2005-06
■ 2006-07
■ 2007-08
■ 2008-09
■ 2014-15
■ 2015-16
■ 2016-17
■ 2017-18

ACADEMIC ALL-AMERICANS

■ David Graziano	1975, 1976
■ Ron Sency	1987
■ Rich Spugnardi	1987
■ Bob Brady	1988
■ Peter Lombardi	1988
■ Scott Rushton	1988
■ Kevin Martchek	1990
■ Tim Matas	1992
■ Gregg Ziegler	1994
■ Deon Jackson	1996
■ Raymond Ventrone	2003
■ Don Cherry	2014, 2015

CAA ACADEMIC EXCELLENCE AWARD

■ Villanova	2016-17
■ Villanova	2017-18
■ Villanova	2022-23
■ Villanova	2023-24

CAA SCHOLAR-ATHLETE OF THE YEAR

■ Matt Sherry	2007-08
■ Osayi Osunde	2009-10
■ Don Cherry	2014-15
■ Jake Prus	2015-16
■ Colin Gamroth	2021-22

ACADEMIC HONOR ROLL SELECTIONS*

■ 1988-89	5
■ 1989-90	9
■ 1990-91	6
■ 1992-93	4
■ 1993-94	8
■ 1994-95	14
■ 1995-96	7
■ 1996-97	6
■ 1997-98	1
■ 1998-99	7
■ 1999-00	4
■ 2000-01	5
■ 2001-02	5
■ 2002-03	13
■ 2003-04	10
■ 2004-05	9
■ 2005-06	10
■ 2006-07	9
■ 2007-08	11
■ 2008-09	7
■ 2009-10	7
■ 2010-11	8
■ 2011-12	12
■ 2012-13	11
■ 2013-14	16
■ 2014-15	20
■ 2015-16	42
■ 2016-17	42
■ 2017-18	46
■ 2018-19 (Fall)	41
■ 2018-19 (Spring)	38
■ 2019-20 (Fall)	45
■ 2019-20 (Spring)	52
■ 2020-21 (Fall)	43
■ 2020-21 (Spring)	51
■ 2021-22 (Fall)	55
■ 2021-22 (Spring)	48
■ 2022-23 (Fall)	62
■ 2022-23 (Spring)	63
■ 2023-24 (Fall)	59
■ 2023-24 (Spring)	57

* Criteria for this award has periodically changed over the years.

ACADEMIC ALL-AREA PERFORMERS OF THE YEAR

■ Brian Hulea	2005-06
■ Matt Sherry	2007-08
■ Osayi Osunde	2009-10
■ Chris Whitney	2010-11
■ Forrest Rhyne	2021-22

ACADEMIC ALL-AREA SELECTIONS

■ Brian Hulea	2005-06
■ Adam James	2005-06
■ Frank Jankowski	2005-06

■ Allyn Bacchus	2006-07
-----------------	---------

■ Idriz Bauta	2007-08
■ Osayi Osunde	2007-08
■ Matt Sherry	2007-08

■ Angelo Babbaro	2008-09
■ Idriz Bauta	2008-09
■ Osayi Osunde	2008-09
■ Chris Whitney	2008-09

■ Angelo Babbaro	2009-10
■ Osayi Osunde	2009-10
■ Chris Whitney	2009-10

■ Angelo Babbaro	2010-11
■ Chris Whitney	2010-11

■ Josh Bucci	2011-12
■ Craig James	2011-12
■ Nick Yako	2011-12

■ Josh Bucci	2012-13
■ Bill Vogel	2012-13

■ Don Cherry	2013-14
■ Kevin Gulyas	2013-14
■ Cameron McCurry	2013-14
■ Bill Vogel	2013-14

■ Don Cherry	2014-15
■ Kevin Gulyas	2014-15
■ Ross Hall	2014-15
■ Cameron McCurry	2014-15
■ Jake Prus	2014-15

■ Don Cherry	2015-16
■ Kevin Gulyas	2015-16
■ Tanoh Kpassagnon	2015-16
■ Jake Prus	2015-16

■ Ryan Bell	2016-17
■ Tanoh Kpassagnon	2016-17
■ Rob Rolle	2016-17

■ Matt Donoghue	2017-18
■ John Hinchin	2017-18
■ Ricky Young	2017-18

■ Keeling Hunter	2018-19
■ Drew Kresge	2018-19
■ Chucky Smith	2018-19
■ Jeff Steeb	2018-19

■ Colin Gamroth	2019-20
■ Paul Grattan	2019-20
■ Forrest Rhyne	2019-20
■ Chucky Smith	2019-20

■ Cole Bunce	2021-22
■ Justin Covington	2021-22
■ Malik Fisher	2021-22
■ Colin Gamroth	2021-22
■ Jaaron Hayek	2021-22
■ Forrest Rhyne	2021-22

■ Michael Corbi	2022-23
■ Jaaron Hayek	2022-23

■ Brendan Bell	2023-24
■ Michael Corbi	2023-24
■ Ty Trinh	2023-24
■ Connor Watkins	2023-24

VILLANOVA FOOTBALL GAME NOTES

VILLANOVA HEAD COACH MARK FERRANTE



Mark Ferrante enters his eighth season as the Thomas and Diane Treacy Endowed Football Head Coach in 2024 and is in his 38th year overall with the Wildcats including his time as head coach and 30 years prior as an assistant coach from 1987-2016. He has been a part of 264 victories and all 15 of the program's FCS playoff appearances during his Villanova tenure. Entering the 2024 season Ferrante has a career head coaching record of 47-29 (.618) which includes 30 regular season CAA Football wins, two league titles and three playoff appearances.

Under Ferrante's watch, the Wildcats have won a share of the CAA Football title and earned the league's automatic bid to the Division I Football Championship in two of the

last three seasons. He guided Villanova to its latest conference championship and postseason berth in 2023 when the team went 10-3 and reached the quarterfinal round of the playoffs. The season included three wins over nationally-ranked opponents and the Wildcats clinched their CAA title and automatic playoff bid with a dominant 35-7 win at No. 7 Delaware in the final game of the regular season. Despite being picked to finish seventh in the CAA and not appearing in the pre-season national rankings, Villanova emerged from the year as conference champions and finished the 2023 campaign ranked No. 6 in the final Stats Perform poll of the season.

There was plenty of recognition to go around for a Villanova team which excelled in every facet of the game a year ago. For the third time in the past five seasons the Wildcats had at least 10 players selected to the CAA Football All-Conference teams, led by offensive lineman Michael Corbi and wide receiver Rayjuon Pringle on the first team. Villanova had a dozen all-conference honorees overall, with players on the second team to go along with three third team choices and two honorable mention selections. Corbi went on to be named an All-American by Stats Perform and Phil Steele, while Pringle (Phil Steele) and cornerback Isas Waxter (FCS Football Central) also earned All-America recognition.

In his first seven seasons as head coach, Ferrante has seen the Wildcats win five CAA Football major awards and earn a total of 52 all-conference accolades. Three players under Ferrante's watch - Corbi, cornerback Christian Benford and linebacker Forrest Rhyne - have earned All-America honors from Stats Perform and/or the American Football Coaches Association. Benford and Rhyne were first team All-Americans in 2021. Ferrante is himself one of the CAA Football major award winners after earning his first Coach of the Year honor in 2021.

Villanova had a breakthrough 2021 season which included a conference title and a top-eight seed in the FCS playoffs. In addition to being named the CAA Football Coach of the Year, Ferrante was the 2021 winner of the AFCA FCS Region 1 Coach of the Year award. That honor made him a finalist for National Coach of the Year consideration and earned him recognition at the AFCA national convention following the season. Ferrante guided the Wildcats to a 10-3 record in 2021 and Villanova won a share of the CAA Football title while reaching the playoffs for the second time in his head coaching tenure (2019, 2021).

Ferrante's 2021 squad was the first Wildcats team in seven years to finish the season ranked in the top-10 of both FCS national polls. Villanova came in at No. 8 in the final Stats Perform and AFCS FCS Top 25 rankings while tallying their seventh season in program history with 10 or more victories. The team hosted two playoff games and achieved success by playing - and beating - some of the top FCS teams in the nation. Villanova's 10-3 record was punctuated by four victories over Top 25 opponents, including No. 3 James Madison, No. 18 Rhode Island, No. 21 Richmond and No. 24 Holy Cross. Ferrante led the Wildcats to a 7-1 record against a challenging CAA Football schedule to mark the fifth season since 1988 in which the team had no more than one loss in conference play.

Villanova's league championship teams in 2021 and 2023 featured several players who had an opportunity to continue their football careers beyond the collegiate ranks. Following the 2023 season, running back Jalen Jackson and offensive lineman Nick Torres signed free agent contracts with the Jacksonville Jaguars and the Kansas City Chiefs, respectively. Three other players - running back TD Ayo-Durojaiye (Chicago Bears/Kansas City Chiefs), linebacker Danny Abraham (Seattle Seahawks) and wide receiver Jaaron Hayek (Kansas City Chiefs) - were invited to attend NFL rookie mini camps.

FERRANTE YEAR BY YEAR

Year	School	Record	Conference
2017	Villanova	5-6	3-5
2018	Villanova	5-6	2-6
2019	Villanova	9-4	5-3
2020	Villanova	2-2	2-2
2021	Villanova	10-3	7-1
2022	Villanova	6-5	4-4
2023	Villanova	10-3	7-1
2024	Villanova	10-3	6-2
Total	8 Seasons	57-32	36-24

AS ASSISTANT COACH

Year	School	Record	Postseason
1983	St. Lawrence	5-3-1	
1984	Wagner	6-4	
1985	Lafayette	6-5	
1986	Lafayette	6-5	
1987	Villanova	6-4	
1988	Villanova	5-5-1	
1989	Villanova	8-4	FCS First Round
1990	Villanova	6-5	
1991	Villanova	10-2	FCS First Round
1992	Villanova	9-3	FCS First Round
1993	Villanova	3-8	
1994	Villanova	5-6	
1995	Villanova	3-8	
1996	Villanova	8-4	FCS First Round
1997	Villanova	12-1	FCS Quarterfinals
1998	Villanova	6-5	
1999	Villanova	7-4	
2000	Villanova	5-6	
2001	Villanova	8-3	
2002	Villanova	11-4	FCS Semifinals
2003	Villanova	7-4	
2004	Villanova	6-5	
2005	Villanova	4-7	
2006	Villanova	6-5	
2007	Villanova	7-4	
2008	Villanova	10-3	FCS Quarterfinals
2009	Villanova	14-1	FCS Champions
2010	Villanova	9-5	FCS Semifinals
2011	Villanova	2-9	
2012	Villanova	8-4	FCS First Round
2013	Villanova	6-5	
2014	Villanova	11-3	FCS Quarterfinals
2015	Villanova	6-5	
2016	Villanova	9-4	FCS First Round

FERRANTE RECORD BY OPPONENT

Opponent	Record	Last Meeting
Army West Point	0-1	2022 (L, 10-49)
Bucknell	3-0	2021 (W, 55-3)
Colgate	3-0	2024 (W, 28-3)
Delaware	7-1	2024 (W, 38-28)
Eastern Kentucky	1-0	2024 (W, 22-17)
Elon	2-1	2023 (W, 21-0)
Hampton	2-0	2024 (W, 20-14)
Holy Cross	1-0	2021 (W, 21-16)
James Madison	1-3	2021 (W, 28-27)
Lafayette	1-0	2017 (W, 59-0)
Lehigh	6-0	2023 (W, 38-10)
LIU	3-0	2024 (W, 24-10)
Maine	4-2	2024 (L, 7-35)
Maryland	0-1	2024 (L, 20-38)
Monmouth	0-2	2024 (L, 33-40)
New Hampshire	2-2	2024 (W, 14-6)
North Carolina A&T	2-0	2024 (W, 31-3)
Penn State	0-1	2021 (L, 17-38)
Rhode Island	2-2	2023 (W, 35-9)
Richmond	3-2	2022 (L, 10-20)
South Dakota State	0-2	2023 (L, 12-23)
Southeastern Louisiana	0-1	2019 (L, 44-45)
Stony Brook	4-2	2024 (W, 42-24)
Temple	1-1	2018 (W, 19-17)
Towson	4-2	2024 (W, 14-13)
UAlbany	2-2	2023 (L, 10-31)
UCF	0-1	2023 (L, 14-48)
UIW	0-0	2024 (-)
William & Mary	1-3	2022 (L, 12-45)
Youngstown State	2-0	2024 (W, 24-17)

VILLANOVA FOOTBALL GAME NOTES

MARK FERRANTE / VILLANOVA COACHING STAFF

Ferrante coached 11 players on the 2021 team who had professional opportunities, led by Christian Benford who was a sixth round draft pick of the Buffalo Bills and has since gone on to have a successful NFL career in Buffalo. In addition, 2021 CAA Football Defensive Player of the Year and first team All-American Forrest Rhyne signed a free agent contract and played in the NFL with the Indianapolis Colts. Cornerback Denzel Williams signed a free agent contract with the Baltimore Ravens.

One of the theme's of Ferrante's head coaching tenure has been his ability to keep his teams largely intact throughout the COVID pandemic and the changing landscape of college sports. Villanova began the 2021 season with 75 out of 85 players returning from the previous Spring, while the members of the 2023 team had combined to play in more than 1,000 college football games even before the season started. Experience wins, and Nova Nation has taken notice. Villanova's average attendance for five regular season home games in 2021 was its highest mark since 2013 and represented a 23 percent increase from 2019 prior to the pandemic. The increased attendance included the Wildcats first home sellout crowd since 2015 during the 2021 Family Weekend game against Richmond.

Ferrante has continually stressed the importance of his student-athletes coming to Villanova for a complete collegiate experience which includes excellence in their academic pursuits. In his first seven years as head coach, the Wildcats have been the winner of the CAA Football Team Academic Excellence Award three times. The award is presented to the team with the highest GPA in the conference each academic year and Villanova has been a repeat winner of the honor for both the 2022-23 and 2023-24 academic years.

The football program has set and tied its highest overall NCAA Graduation Success Rate (GSR) with a mark of 96 percent in each of the past two years. The most recent NCAA GSR data was released in December 2023 and the Wildcats had the highest score among CAA Football teams in both the NCAA metric and the federal rate calculation (93 percent). Additionally, new NCAA Academic Progress Rate (APR) data was released in June 2024 and Villanova's multi-year score of 982 was tied for second among CAA schools.

While winning the CAA Football title in 2023, the Wildcats had 59 student-athletes selected to the CAA Football Commissioner's Academic Honor Roll during the Fall semester and another 56 honorees for the Spring 2024 grading period.

Three student-athletes during the academic year were recognized as High Honors with Distinction for having a perfect 4.0 semester GPA: Nathan Fondacaro achieved this distinction in the Fall, while Tim Brown and Jake Picard did the same in the Spring. Villanova has had more than 650 selections to the CAA Football Commissioner's Academic Honor Roll during Ferrante's head coaching tenure and has had more than 550 selections to the Athletic Director's Honor Roll which is announced each semester for student-athletes who post a GPA of 3.2 or higher during the grading period.

In addition to Benford being an NFL Draft pick and the aforementioned NFL free agent contracts signed by Jackson, Torres, Rhyne and Williams, six players signed free agent contracts earlier in Ferrante's head coaching tenure. The list includes offensive tackle Brandon Hitner (LA Rams); safety Rob Rolle (Miami Dolphins); offensive lineman Ethan Greenidge (New Orleans Saints); defensive back Trey Johnson (Pittsburgh Steelers); defensive back Malik Reaves (Kansas City Chiefs); and linebacker Ed Shockley (Dallas Cowboys).

Ferrante leads one of the nation's elite FCS programs after playing an instrumental role in the Wildcats rise to national prominence. He has been a part of the coaching staff for all 15 of Villanova's appearances in the FCS playoffs, including the 2009 national championship season and a 2010 semifinal appearance while serving as the Assistant Head Coach on Andy Talley's staff. Ferrante has been a part of Villanova teams that have won eight CAA titles, three Lambert Meadows Cups and three ECAC Team of the Year awards.

Ferrante's success during his years as an assistant coach were recognized by others outside the Villanova program. At the end of the 2015 season he was named the FCS Assistant Coach of the Year by the American Football Coaches Association (AFCA). This award was first presented in 1997 and was created to honor assistant coaches who excel in community service, commitment to student-athletes and on-field coaching success.


Ferrante was a standout collegiate performer in his own right prior to joining the football coaching ranks. He was the quarterback for Andy Talley at St. Lawrence where he was named the 1982 Division III Player of the Year to go along with first team All-East honors. Ferrante directed the offense for a St. Lawrence team that went 10-1 during the 1982 season and reached the national semifinals in the playoffs.



Mark Ferrante
Head Coach



Chris Boden
Offensive Coordinator
Quarterbacks



Ross Penny Packer
Defensive Coordinator
Defensive Line



Sean Devine
Offensive Run Game Coord.
Offensive Line



David Riede
Recruiting Coordinator
Linebackers



Nate Pagan
Wide Receivers




Matt Colangelo
Special Teams Coord.
Safeties



Josh Fletcher
Running Backs



Dustin Johnson
Cornerbacks



Lachlan Kline
Offensive Assistant
Tight Ends




Ricky Venuto
Defensive Assistant



TJ Landis
Coord. of Video Ops. &
Administrative Services



Tyler Waite
Athletic Trainer



Mike Tucker
Strength & Conditioning

VILLANOVA FOOTBALL GAME NOTES

NUMERICAL ROSTER

No.	Name	Pos.	Cl.	Ht.	Wt.	Hometown	No.	Name	Pos.	Cl.	Ht.	Wt.	Hometown
0	Isas Waxter	DB	Gr.	6-2	215	Newark, N.J.	41	Garrett Rogan	DB	Jr.	6-3	200	Mercer Island, Wash.
1	Jon Wyatt	DB	So.	6-2	200	Somerset, N.J.	42	Timmy Furgeson	LB	Gr.	6-2	225	Gaithersburg, Md.
2	Eli Smith	RB	Jr.	6-0	215	Houston, Texas	43	Nino Betances	DB	Jr.	5-10	190	Brooklyn, N.Y.
3	Tanner Maddocks	QB	So.	6-1	210	Reading, Pa.	44	Richie Kimmel	LB	Sr.	6-1	235	Holmes, Pa.
3	Josh Oluremi	DB	So.	6-3	205	Avenel, N.J.	45	Ethan Gettman	PK	Gr.	6-4	205	Daytona Beach, Fla.
4	Jalen Goodman	DB	Gr.	6-0	205	Narberth, Pa.	48	Ralee Stephens	WR	Fr.	5-9	165	Asbury, N.J.
4	Connor Watkins	QB	Gr.	6-3	225	Williamsport, Pa.	50	AJ Koukou	DL	Fr.	6-1	275	Havertown, Pa.
5	Jaylan Sanchez	WR	Jr.	6-0	200	North Bergen, N.J.	51	Dale Law	LB	Jr.	6-1	225	West Chester, Pa.
6	Nate Hill	WR	So.	6-3	210	Dallas, Texas	52	Chandon Pierre	DL	Gr.	6-2	285	Reno, Nev.
7	Tyrell Mims	DB	Gr.	5-10	195	Philadelphia, Pa.	54	Thomas Colello	LS	Fr.	5-11	190	North Caldwell, N.J.
8	Michael Benincasa	QB	So.	6-1	215	Ardmore, Pa.	55	Mike Kennedy	DL	So.	6-1	290	Greenville, S.C.
8	Kaleb Moody	DB	Gr.	5-10	205	North Andover, Mass.	56	Christian Caballero	LB	R-Fr.	6-2	225	Niceville, Fla.
8	James Mott	QB	Gr.	6-0	195	Laguna Beach, Calif.	61	Dan McManus	OL	Jr.	6-4	285	Havertown, Pa.
9	Antonio Johnson	TE	Jr.	6-4	250	Fort Lauderdale, Fla.	62	RJ Reyes	OL	R-Fr.	6-5	295	Weston, Fla.
9	Ty Trinh	DB	Gr.	6-0	205	Owings Mills, Md.	63	Quin Whalen	OL	Jr.	6-4	290	Chalfont, Pa.
10	JR Strauss	LB	So.	6-3	225	Reading, Pa.	65	Ian Erickson	OL	Jr.	6-6	315	Atlanta, Ga.
11	Jordan Nelson	LB	Sr.	6-2	230	Palmerton, Pa.	66	Tyler Langin	DL	So.	6-3	270	Houston, Texas
12	Colin Kennedy	LB	Jr.	6-2	225	Fair Haven, N.J.	67	Kyle Fay	OL	R-Fr.	6-6	300	Cranford, N.J.
13	Ethan Carr	WR	Jr.	6-2	205	Harrison City, Pa.	69	Jake Picard	OL	Sr.	6-4	310	Hope, R.I.
14	Dylan Mills	QB	Fr.	6-2	210	Dana Point, Calif.	70	Dhamir Wesley	OL	Fr.	6-5	280	Millersville, Pa.
14	Robert Russo	QB	So.	6-3	225	Millsboro, Del.	73	Gilbert Deglau	OL	Gr.	6-5	295	Richmond, Va.
15	Kenyon Miles	WR	So.	6-2	195	Huntington Station, N.Y.	74	Temí Ajírotutú	OL	Gr.	6-5	320	Queens, N.Y.
16	Lucas Kopecky	WR	Gr.	6-3	200	Rocky Hill, N.J.	75	Stephane Voltaire	OL	Jr.	6-5	320	Randolph, Mass.
16	Jack Ryder	QB	Jr.	6-2	205	Media, Pa.	76	Chris McCullers	OL	R-Fr.	6-3	315	Round Hill, Va.
17	Irene Ngabonziza	WR	Jr.	5-9	190	Fort Worth, Texas	78	Tommy Broderick	OL	R-Fr.	6-5	305	Alpharetta, Ga.
18	Julian Glantz	RB	Jr.	6-1	220	Scarsdale, N.Y.	79	Ryan Cregan	OL	Fr.	6-6	290	Morristown, N.J.
19	Chris Dobrydney	WR	Jr.	5-10	185	Fairfax, Va.	80	Chris Colby	WR	Fr.	6-3	210	Rowley, Mass.
20	Isaiah Ragland	RB	R-Fr.	5-9	215	Alexandria, Va.	81	Brandon Binkowski	WR	Fr.	6-3	205	Haymarket, Va.
21	Jayvont Williams	DB	R-Fr.	6-1	200	Fort Worth, Texas	82	Ryan Kennedy	WR	So.	5-11	195	Cleveland Heights, Ohio
22	Devin Smith	WR	Gr.	5-10	185	Durham, N.C.	83	Luke Daly	WR	Jr.	6-1	195	Rye, N.Y.
23	Jamie Tyson	DB	Fr.	6-2	185	Somers Point, N.J.	84	Daniel Lopes	WR	Jr.	6-2	200	Cheshire, Conn.
24	David Avit	RB	Fr.	6-0	220	Potomac, Md.	85	Nolan Clayton	TE	R-Fr.	6-5	245	King of Prussia, Pa.
25	Christian Sapp	DB	Jr.	6-0	195	East Stroudsburg, Pa.	86	Sean Brodnik	TE	Fr.	6-3	220	Ardmore, Pa.
26	Isaiah Wright	RB	Jr.	5-8	205	Douglassville, Pa.	87	Ryan Sorge	WR	So.	6-3	210	Warrington, Pa.
27	Anthony Hawkins	DB	Fr.	6-3	190	Arnold, Md.	88	Carmen Ostroski	TE	Gr.	6-4	230	Blue Bell, Pa.
28	Brendan Bell	LB	Gr.	6-2	230	Basking Ridge, N.J.	89	James Welde	TE	Sr.	6-4	250	Havertown, Pa.
30	Ja'briel Mace	RB	R-Fr.	5-9	180	Somers Point, N.J.	90	Sebastian Smith	PK	Jr.	5-10	195	Bellingham, Wash.
31	Shane Hartzell	LB	Jr.	6-0	230	Perkasie, Pa.	91	Ayden Howard	DL	Sr.	6-2	295	McKinney, Texas
32	Omari Bursey	LB	Fr.	6-0	220	Broomfield, Colo.	92	Nigel McSween	DL	R-Fr.	6-4	255	Newark, N.J.
33	Turner Inge	LB	So.	6-1	220	Williamstown, N.J.	93	Capri Martin	DL	So.	6-2	260	Harlem, N.Y.
34	Ethan Potter	DB	Gr.	5-11	205	Chesapeake City, Md.	94	Ivan Murray	DL	R-Fr.	6-3	290	Paulsboro, N.J.
35	Langston White	LB	Fr.	6-2	210	Bristow, Va.	96	Ugo Nwotite	DL	Fr.	6-5	215	Linwood, N.J.
36	Damill Bostic	CB	Fr.	6-0	175	Hyattsville, Md.	97	Daniel Mueller	P	So.	5-10	190	Ephrata, Pa.
37	Zahmir Dawud	DB	R-Fr.	6-0	185	North Brunswick, N.J.	97	Chuck Smith	DL	Gr.	6-3	280	Suwanee, Ga.
38	Newton Essiem	DB	Fr.	5-11	175	Frederick, Md.	98	Obinna Nwobodo	DL	Sr.	6-3	295	Wilmington, Del.
39	Luke Myers	PK	Fr.	5-10	165	Breinigsville, Pa.	99	Ratu Delano Navoti	DL	Fr.	6-3	265	Brooklyn, N.Y.
40	Jason Hall	LB	R-Fr.	6-2	225	Fall River, Mass.							

PRONUNCIATION GUIDE

0	Isas Waxter	ice-iss (goes by ice)	63	Quin Whalen	quinn whale-inn
5	Jaylan Sanchez	jalen	69	Jake Picard	pa-card
9	Ty Trinh	trinn	73	Gilbert Deglau	del-lau (rhymes with wow)
12	Tanner Maddocks	mad-ocks	74	Temí Ajírotutú	tem-ee ah-joro-too-too
16	Lucas Kopecky	ko-peck-ee	75	Stephane Voltaire	ste-fon vole-tare
17	Irene Ngabonziza	i-ruh-nay gob-on-zee-zuh	79	Ryan Cregan	cree-ginn
19	Chris Dobrydney	da-brid-nee	83	Luke Daly	daily
24	David Avit	Av-it	87	Ryan Sorge	sorj (rhymes with George)
30	Ja'briel Mace	ja-breel	89	James Welde	well-D
32	Omari Bursey	bur-see	93	Capri Martin	ka-pree
37	Zahmir Dawud	da-wood	96	Ugo Nwotite	ooh-go wo-tee-tay
48	Ralee Stephens	rally	98	Obinna Nwobodo	o-binn-uh wa-BO-doe
50	AJ Koukou	koo-koo	99	Ratu Delano Navoti	rah-too de-lon-oh na-va-tee
52	Chandon Pierre	CHAN-don			

VILLANOVA FOOTBALL GAME NOTES

OFFENSIVE DEPTH CHART

Pos.	No.	Name	Cl.	Ht.	Wt.	Hometown	Pronunciation
QB	4	Connor Watkins	6th	6-3	225	Williamsport, Pa.	
	3	Tanner Maddocks	So.	6-1	210	Reading, Pa.	mad-ocks
RB	24	David Avit	Fr.	6-0	220	Potomac, Md.	Av-it
	20	Isaiah Ragland	R-Fr.	5-9	215	Alexandria, Va.	
WR	22	Devin Smith	5th	5-10	185	Durham, N.C.	
	15	Kenyon Miles	So.	6-2	195	Huntington Station, N.Y.	
WR	16	Lucas Kopecky	Gr.	6-3	200	Rocky Hill, N.J.	ko-peck-ee
	83	Luke Daly	Jr.	6-1	195	Rye, N.Y.	daily
WR	5	Jaylan Sanchez	Jr.	6-0	200	North Bergen, N.J.	jalen
	80	Chris Colby	Fr.	6-3	210	Rowley, Mass.	
TE	89	James Welde	Sr.	6-4	250	Havertown, Pa.	well-D
	40	Jason Hall	R-Fr.	6-2	225	Fall River, Mass.	
RT	67	Kyle Fay	R-Fr.	6-6	300	Cranford, N.J.	
	79	Ryan Cregan	Fr.	6-6	290	Morristown, N.J.	cree-ginn
LT	75	Stephane Voltaire	Jr.	6-5	320	Marion, Mass.	ste-fon vole-tare
	79	Ryan Cregan	Fr.	6-6	290	Morristown, N.J.	cree-ginn
C	69	Jake Picard	Sr.	6-4	310	Hope, R.I.	pa-card
	63	Quin Whalen	Jr.	6-4	290	Chalfont, Pa.	quinn whale-inn
RG	76	Chris McCullers	R-Fr.	6-3	315	Round Hill, Va.	
	73	Gilbert Deglau	5th	6-5	295	Richmond, Va.	deg-lau (rhymes with wow)
LG	78	Tommy Broderick	R-Fr.	6-5	305	Alpharetta, Ga.	
	73	Gilbert Deglau	5th	6-5	295	Richmond, Va.	deg-lau (rhymes with wow)

DEFENSIVE DEPTH CHART

Pos.	No.	Name	Elig.	Ht.	Wt.	Hometown	Pronunciation
DE	91	Ayden Howard	Sr.	6-2	295	McKinney, Texas	
	92	Nigel McSween	R-Fr.	6-4	255	Newark, N.J.	
DT	98	Obinna Nwobodo	Sr.	6-3	295	Wilmington, Del.	o-binn-uh / wa-BO-doe
	52	Chandon Pierre	6th	6-2	285	Reno, Nev.	CHAN-don
DE	97	Chuck Smith	5th	6-3	280	Suwanee, Ga.	
	93	Capri Martin	So.	6-2	260	Harlem, N.Y.	ka-pree
LB	31	Shane Hartzell	Jr.	6-0	230	Perkasie, Pa.	
	33	Turner Inge	So.	6-1	220	Williamstown, N.J.	
LB	44	Richie Kimmel	Sr.	6-1	235	Holmes, Pa.	
	10	JR Strauss	So.	6-3	225	Reading, Pa.	
LB	28	Brendan Bell	5th	6-2	230	Basking Ridge, N.J.	
	11	Jordan Nelson	Sr.	6-2	230	Palmerton, Pa.	
CB	7	Tyrell Mims	5th	5-10	195	Philadelphia, Pa.	
	38	Newton Essiem	Fr.	5-11	175	Frederick, Md.	
CB	0	Isas Waxter	5th	6-2	215	Newark, N.J.	ice-iss (goes by ice)
	37	Zahmir Dawud	R-Fr.	6-0	185	North Brunswick, N.J.	da-woood
FS	4	Jalen Goodman	6th	6-0	205	Narberth, Pa.	
	8	Kaleb Moody	5th	5-10	205	North Andover, Mass.	
WS	34	Ethan Potter	5th	5-11	205	Chesapeake City, Md.	
	25	Christian Sapp	Jr.	6-0	195	East Stroudsburg, Pa.	
SS	9	Ty Trinh	5th	6-0	205	Owings Mills, Md.	trinn
	21	Jayvont Williams	R-Fr.	6-1	200	Fort Worth, Texas	

SPECIAL TEAMS DEPTH CHART

PK	45	Ethan Gettman	5th	6-4	205	Daytona Beach, Fla.	
	39	Luke Myers	Fr.	5-10	165	Breinigsville, Pa.	
KO	45	Ethan Gettman	5th	6-4	205	Daytona Beach, Fla.	
	45	Ethan Gettman	5th	6-4	205	Daytona Beach, Fla.	
P	97	Daniel Mueller	So.	5-10	190	Ephrata, Pa.	
	16	Jack Ryder	Jr.	6-2	205	Media, Pa.	
LS	42	Timmy Furgeson	Gr.	6-2	225	Gaithersburg, Md.	
	54	Thomas Colello	Fr.	5-11	190	North Caldwell, N.J.	
KR	30	Ja'briel Mace	So.	5-9	180	Somers Point, N.J.	ja-breel
	34	Ethan Potter	5th	5-11	205	Chesapeake City, Md.	
PR	3	Tanner Maddocks	So.	6-1	210	Reading, Pa.	mad-ocks
	22	Devin Smith	5th	5-10	185	Durham, N.C.	

CAREER PARTICIPATION

#	Name	GP-GS
0	Isas Waxter, DB	45-28
1	Jon Wyatt, DB	15-1
2	Eli Smith, RB	11-0
3	Tanner Maddocks, QB	15-0
3	Josh Oluremi, DB	11-0
4	Connor Watkins, QB	48-37
4	Jalen Goodman, DB	54-49
5	Jaylan Sanchez, WR	36-29
6	Nate Hill, WR	11-0
7	Tyrell Mims, DB	51-22
8	James Mott, QB	3-0
8	Michael Benincasa, QB	2-0
8	Kaleb Moody, DB	35-10
9	Ty Trinh, DB	52-44
9	Antonio Johnson, TE	20-9
10	JR Strauss, LB	27-0
11	Jordan Nelson, LB	36-0
12	Colin Kennedy, LB	11-0
13	Ethan Carr, WR	2-0
14	Robert Russo, QB	0-0
14	Dylan Mills, QB	0-0
15	Kenyon Miles, WR	18-7
16	Jack Ryder, QB	13-0
16	Lucas Kopecky, WR	10-6
17	Irene Ngabonziza, WR	2-0
18	Julian Glantz, RB	23-0
19	Chris Dobrydney, WR	14-0
20	Isaiah Ragland, RB	15-5
21	Jayvont Williams, DB	14-0
22	Devin Smith, WR	46-38
23	Jamie Tyson, DB	5-0
24	David Avit, RB	13-6
25	Christian Sapp	33-5
26	Isaiah Wright, RB	15-0
27	Anthony Hawkins, DB	4-0
28	Brendan Bell, LB	50-34
30	Ja'briel Mace, RB	16-2
31	Shane Hartzell, LB	40-36
32	Omari Bursey, LB	5-0
33	Turner, Inge, LB	26-2
34	Ethan Potter, DB	52-29
35	Langston White, LB	0-0
36	Damill Bostic, CB	2-0
37	Zahmir Dawud, DB	16-3
38	Newton Essiem, DB	10-0
39	Luke Myers, PK	0-0
40	Jason Hall, LB	17-0
41	Garrett Rogan, DB	13-0
42	Timmy Furgeson, LB	46-4
43	Nino Betances, DB	0-0
44	Richie Kimmel, LB	38-12
45	Ethan Gettman, PK	47-0
48	Ralee Stephens, WR	0-0
50	AJ Koukou, DL	0-0
51	Dale Law, LB	2-0
52	Chandon Pierre, DL	42-5
54	Thomas Colello, LS	0-0
55	Mike Kennedy, DL	18-0
56	Christian Caballero, LB	14-0
61	Dan McManus, OL	6-0
62	RJ Reyes, OL	0-0
63	Quin Whalen, OL	17-0
65	Ian Erickson, OL	24-0
66	Tyler Langin, DL	3-0
67	Kyle Fay, OL	14-9
69	Jake Picard, OL	39-33
70	Dhamir Wesley, OL	1-0
73	Gilbert Deglau, OL	35-22
74	Temi Ajirotutu, OL	37-31
75	Stephane Voltaire, OL	37-29
76	Chris McCullers, OL	17-13
78	Tommy Broderick, OL	14-9
79	Ryan Cregan, OL	8-4
80	Chris Colby, WR	10-0
81	Brandon Binkowski, WR	0-0
82	Ryan Kennedy, WR	0-0
83	Luke Daly, WR	25-0
84	Daniel Lopes, WR	31-7
85	Nolan Clayton, TE	11-7
86	Sean Brodnik, TE	0-0
87	Ryan Sorge, WR	0-0
88	Carmen Ostroski, TE	1-0
89	James Welde, TE	26-2
90	Sebastian Smith, K	0-0
91	Ayden Howard, DL	39-9
92	Nigel McSween, DL	14-0
93	Capri Martin, DL	24-11
94	Ivan Murray, DL	7-0
96	Ugo Nwotite, DL	4-0
97	Chuck Smith, DL	46-33
97	Daniel Mueller, P	1-0
98	Obinna Nwobodo, DL	29-13
99	Ratu Delano Navoti, DL	0-0

VILLANOVA FOOTBALL GAME NOTES

UIW OFFENSE

Pos.	No.	Name	Cl.	Ht.	Wt.
QB	10	Zach Calzada	Gr.	6-4	200
	15	Richard Torres	R-So.	6-4	225
RB	3	Dekalon Taylor	Jr.	5-9	165
	0	Lontrell Turner	So.	5-11	180
	20	Timothy Carter	Jr.	6-0	215
TE (or)	89	Logan Compton	Jr.	6-4	245
	18	Jackson Lowe	Gr.	6-5	240
	47	Dane Farley	So.	6-1	230
WR	11	Josh Lorick	Jr.	6-0	170
	8	Jameson Garcia	R-Fr.	6-1	190
WR	1	Mason Pierce	Gr.	5-6	185
	2	Anthony Stell	Gr.	5-11	185
WR	9	Roy Alexander	Gr.	5-10	200
	13	Jaren Mitchell	Gr.	5-10	180
WR	6	Jalen Walthall	R-Jr.	6-2	180
	7	Jaelon Travis	R-Jr.	6-0	200
LT	75	Rasheed Jackson	So.	6-7	320
	79	Branon Jackson	Sr.	6-3	295
LG	70	Traveon Newsome	R-Jr.	6-2	350
	76	Lawson Petty	So.	6-3	295
C	60	Mason Williams	Gr.	6-3	295
	62	Austin DeArmond	R-Fr.	6-4	295
RG (or)	77	Jayden Borjas	Gr.	6-5	295
	73	Caleb Flores	R-Fr.	6-4	280
	68	David Hensley	R-So.	6-4	315
RT	72	Nolan Hay	Jr.	6-4	300
	65	Shontrail Key	R-Jr.	6-5	290

UIW SPECIALISTS

Pos.	No.	Name	Cl.	Ht.	Wt.
P	94	Connor Bryan	R-Jr.	5-10	180
	46	Brack Peacock	So.	5-6	165
K	46	Brack Peacock	So.	5-6	165
H	35	Chance Trentman-Rosas	Gr.	6-3	215
LS	22	Bryce Felt	Jr.	5-9	180
	35	Chance Trentman-Rosas	Gr.	6-3	215
P Ret (or)	3	Dekalon Taylor	Jr.	5-9	170
	1	Mason Pierce	Gr.	5-6	185
KO Ret	1	Mason Pierce	Gr.	5-6	185
	14	Emmonte Davis	Gr.	6-3	180

UIW DEFENSE

Pos.	No.	Name	Cl.	Ht.	Wt.
DE	44	Devin Grant	R-Jr.	6-3	230
	9	Talib Salahuddin	R-Jr.	6-5	245
DT (or)	8	Chase Carter	R-So.	6-4	255
	90	Myron Warren	R-Sr.	6-2	245
DT (or)	41	Terrell Elliott	Jr.	6-2	300
	10	John Mathis	R-Jr.	6-2	265
DE (or)	0	Declan Williams	Jr.	6-2	245
	15	Marcus Brown	Sr.	6-5	245
Star (or)	1	Darius Sanders	Sr.	6-2	200
	13	Dune SMith	Gr.	5-10	200
	31	Devonte Wilson	R-Jr.	6-2	195
WLB (or)	11	Tylan Foster	Sr.	5-11	225
	32	Josh Emmanuel	Sr.	6-1	235
	30	Jordan Norwood	R-So.	6-1	215
MLB	12	Mister Williams	R-Jr.	6-0	245
	5	Jonathon Thomas	Gr.	6-3	260
CB	2	James Tuayemie	Sr.	5-11	205
	24	Barry Dillon	R-Fr.	6-1	175
CB (or)	21	AJ Tisdell	R-Fr.	5-11	195
	4	Chris Pierce	Jr.	6-0	170
Cover Saf (or)	6	Roanld Wilson	Sr.	5-10	220
	7	Kendrick Stone	Jr.	6-2	190
Down Saf	3	Mason Chambers	Sr.	6-0	210
	16	Matt Kordas	R-Jr.	6-1	190

UIW COACHING STAFF

Clint Killough Head Football Coach	Willis White Wide Receivers
Kenny Hill Associate Head Coach	Pass Game Coordinator
Running Backs	Nick Young
Conner McQueen Offensive Coordinator	Tight Ends Coach
Quarterbacks	Recruiting Coordinator
Jim Gush Defensive Coordinator	Tre Spragg
Blair Cavanaugh Special Teams Coordinator	Defensive Quality Control Coach
Sam Bennett Linebackers	Ashaad Mabry
Academic Coordinator	Defensive Quality Control
Ty Darlington Offensive Line Coach	Trevor Begue
Run Game Coordinator	Offensive Quality Control
Ben Olson Defensive Line	John Scifers
Defensive Run Game Coordinator	Special Teams Quality Control
George Sanders Defensive Backs	Video Coordinator
Defensive Pass Game Coordinator	Taylor Grimes
	Offensive Quality Control Coach
	Cody Dunn
	Director of Football Operations
	Diego Martinez
	Head Equipment Manager
	Reagan Longoria
	Football Operations and Recruiting Assistant

VILLANOVA FOOTBALL GAME NOTES

2024 OPPONENTS AT A GLANCE (75-81 OVERALL, 27-29 CAA FOOTBALL)

TOWSON (7-5, 5-3 CAA)

Date	Opponent	Result
8.31	@ Cincinnati	L, 20-38
9.7	Morgan State	W, 14-9
9.14	@ Villanova (*)	L, 13-14
9.21	@ North Dakota State	L, 24-41
10.5	William & Mary (*)	W, 34-27
10.12	@ Norfolk State	W, 28-23
10.19	Stony Brook (*)	L, 24-52
10.26	@ Monmouth (*)	W, 26-14
11.2	@ Richmond (*)	L, 24-35
10.9	Hampton (*)	W, 27-10
11.16	N.C. A&T (*)	W, 31-13
11.23	@ Campbell (*)	W, 45-23

STONY BROOK (8-4, 5-3 CAA)

Date	Opponent	Result
8.31	@ Marshall	L, 3-45
9.7	Stonehill	W, 37-10
9.14	@ Fordham	W, 27-21
9.21	@ Campbell (*)	W, 24-17
9.28	Morgan State	W, 22-3
10.5	Villanova (*)	L, 24-42
10.19	@ Towson (*)	W, 52-24
10.26	William & Mary (*)	W, 35-13
11.2	@ Bryant (*)	W, 31-30
11.9	UAlbany (*)	W, 24-6
11.16	@ New Hampshire (*)	L, 30-31
11.23	Monmouth (*)	L, 47-55

MAINE (5-7, 3-5 CAA)

Date	Opponent	Result
8.30	Colgate	W, 17-14
9.7	@ Montana State	L, 24-41
9.14	Monmouth (*)	L, 22-51
9.21	@ Merrimack	W, 26-15
9.28	@ UAlbany (*)	W, 34-20
10.12	@ Delaware (*)	L, 21-44
10.19	Villanova (*)	W, 35-7
10.26	@ Rhode Island (*)	L, 14-24
11.2	@ Oklahoma	L, 14-59
11.9	Bryant (*)	W, 38-26
11.16	@ Elon (*)	L, 25-31
11.23	New Hampshire (*)	L, 9-27

NEW HAMPSHIRE (8-4, 6-2 CAA)

Date	Opponent	Result
8.29	@ UCF	L, 3-57
9.7	@ Holy Cross	W, 21-20
9.14	Stonehill	W, 45-6
9.21	Bryant (*)	W, 38-17
10.4	@ Harvard	L, 23-28
10.12	@ Elon (*)	W, 17-10
10.19	Rhode Island (*)	L, 9-26
10.26	@ Villanova (*)	L, 6-14
11.2	@ UAlbany (*)	W, 31-14
11.9	Monmouth (*)	W, 33-20
11.16	Stony Brook (*)	W, 31-30
11.23	@ Maine (*)	W, 27-9
11.30	UT Martin (FCS)	L, 10-41

HAMPTON (5-7, 2-6 CAA)

Date	Opponent	Result
8.31	Morgan State	L, 28-30
9.7	Virginia Union	W, 33-21
9.14	@ Norfolk State	W, 37-7
9.21	Howard	W, 27-20
9.28	@ William & Mary (*)	L, 7-49
10.5	Rhode Island (*)	L, 44-46
10.19	@ N.C. A&T (*)	W, 59-17
10.26	Elon (*)	W, 41-21
11.2	Villanova (*)	L, 14-20
11.9	@ Towson (*)	L, 10-27
11.16	Richmond (*)	L, 21-24
11.23	@ UAlbany (*)	L, 34-41

NORTH CAROLINA A&T (1-11, 0-8 CAA)

Date	Opponent	Result
8.29	@ Wake Forest	L, 13-45
9.7	Winston-Salem State	W, 27-20
9.14	Delaware (*)	L, 13-42
9.21	@ North Carolina Central	L, 24-66
9.28	@ South Carolina State	L, 25-45
10.5	@ Richmond (*)	L, 17-20
10.19	Hampton (*)	L, 17-59
10.26	@ Campbell (*)	L, 7-21
11.2	William & Mary (*)	L, 7-45
11.9	@ Villanova (*)	L, 3-31
11.16	@ Towson (*)	L, 13-31
11.23	Elon (*)	L, 21-31

MONMOUTH (6-6, 4-4 CAA)

Date	Opponent	Result
8.29	@ Eastern Washington	L, 27-42
9.7	Lafayette	L, 35-40
9.14	@ Maine (*)	W, 51-22
9.21	@ FIU	W, 45-42
9.28	Fordham	W, 63-21
10.5	Delaware (*)	L, 35-42
10.19	Bryant (*)	W, 55-17
10.26	Towson (*)	L, 14-26
11.2	@ Rhode Island (*)	L, 28-37
11.9	@ New Hampshire (*)	L, 20-33
11.16	Villanova (*)	W, 40-33
11.23	@ Stony Brook (*)	W, 55-47

DELAWARE (9-2, 6-2 CAA)

Date	Opponent	Result
8.29	Bryant	W, 48-17
9.14	@ N.C. A&T (*)	W, 42-13
9.21	Penn	W, 29-22
9.28	Sacred Heart	W, 49-0
10.5	@ Monmouth (*)	W, 42-35
10.12	Maine (*)	W, 44-21
10.19	@ Richmond (*)	L, 9-28
10.26	UAlbany (*)	W, 28-14
11.9	Rhode Island (*)	W, 24-21
11.16	Campbell (*)	W, 41-22
11.23	@ Villanova (*)	L, 28-38

UIW (10-2, 7-0 SLC)

Date	Opponent	Result
8.31	Northern Colorado	W, 28-7
9.7	@ South Dakota State	L, 24-45
9.14	@ Southern Illinois	L, 28-35
9.21	Northern Arizona	W, 38-14
10.5	Prairie View A&M	W, 56-28
10.12	Nicholls (*)	W, 55-10
10.19	McNeese (*)	W, 30-17
10.26	@ Southeastern La. (*)	W, 34-31
11.2	Houston Christian (*)	W, 45-20
11.9	Lamar (*)	W, 41-20
11.16	@ Stephen F. Austin (*)	W, 27-20
11.23	@ East Texas A&M (*)	W, 38-24
12.7	Villanova (FCS)	1:00 PM

VILLANOVA FOOTBALL GAME NOTES

VILLANOVA QUARTERBACKS

#4 CONNOR WATKINS

PASSING STATS

OPPONENT	COMP-ATT-INT	YDS	TD	LONG
Youngstown State	6-17-0	90	0	35
at Colgate	18-28-0	247	2	71
Towson	14-25-0	116	2	28
at Maryland	12-29-0	106	1	24
LIU	10-18-0	128	0	45
at Stony Brook	9-19-0	152	1	32
at Maine	14-31-2	117	0	16
New Hampshire	7-13-0	112	2	31
at Hampton	9-22-0	149	0	72
North Carolina A&T	18-27-0	167	1	34
at Monmouth	20-32-0	235	1	37
Delaware	13-30-1	203	1	36
Eastern Kentucky	14-24-1	177	2	56
SEASON	164-315-4	1999	13	72
CAREER	458-835-25	6926	50	83

RUSHING STATS

OPPONENT	ATT-YDS-TD	LONG
Youngstown State	10-107-2	45
at Colgate	6-18-1	13
Towson	13-65-0	12
at Maryland	12-12-0	10
LIU	8-30-0	17
at Stony Brook	5-27-0	35
at Maine	7-(-29)-0	7
New Hampshire	7-30-0	20
at Hampton	6-1-0	27
North Carolina A&T	7-31-2	13
at Monmouth	11-24-2	6
Delaware	8-79-1	38
Eastern Kentucky	13-42-0	15
SEASON	113-437-8	45
CAREER	294-1264-27	75

#8 JAMES MOTT

PASSING STATS

OPPONENT	COMP-ATT-INT	YDS	TD	LONG
Youngstown State	DNP			
at Colgate	DNP			
Towson	DNP			
at Maryland	DNP			
LIU	DNP			
at Stony Brook	DNP			
at Maine	DNP			
New Hampshire	DNP			
at Hampton	DNP			
North Carolina A&T	DNP			
at Monmouth	DNP			
Delaware	DNP			
Eastern Kentucky	DNP			
SEASON	2-3-0	9	0	6
VILLANOVA	3-4-0	14	0	6
CAREER	3-4-0	14	0	6

RUSHING STATS

OPPONENT	ATT-YDS-TD	LONG
Youngstown State	DNP	
at Colgate	DNP	
Towson	DNP	
at Maryland	DNP	
LIU	DNP	
at Stony Brook	DNP	
at Maine	DNP	
New Hampshire	DNP	
at Hampton	DNP	
North Carolina A&T	DNP	
at Monmouth	DNP	
Delaware	DNP	
Eastern Kentucky	DNP	
SEASON		
VILLANOVA		
CAREER		

#12 TANNER MADDOCKS

PASSING STATS

OPPONENT	COMP-ATT-INT	YDS	TD	LONG
Youngstown State	DNP			
at Colgate	DNP			
Towson	DNP			
at Maryland	4-4-0	50	0	24
LIU	0-1-0	0	0	0
at Stony Brook				
at Maine	4-9-0	62	0	23
New Hampshire				
at Hampton				
North Carolina A&T				
at Monmouth				
Delaware				
Eastern Kentucky				
SEASON	8-14-0	112	0	24
CAREER	14-20-0	156	0	40

RUSHING STATS

OPPONENT	ATT-YDS-TD	LONG
Youngstown State	DNP	
at Colgate	DNP	
Towson	DNP	
at Maryland	1-8-1	8
LIU		
at Stony Brook		
at Maine	4-9-1	17
New Hampshire		
at Hampton		
North Carolina A&T		
at Monmouth		
Delaware		
Eastern Kentucky		
SEASON	5-17-2	17
CAREER	10-32-2	17

SEASON AND CAREER HIGHS

	<u>SEASON HIGHS</u>		<u>CAREER HIGHS</u>	
CONNOR WATKINS				
Passing Attempts	32	Monmouth	32	2024, Mon.
Completions	20	Monmouth	20	2024, Mon.
Passing Yards	247	Colgate	361	2023, Stony B.
Touchdowns	2	4x	4	2x
Interceptions	2	Maine	4	2022, LIU
Long Pass	72	Hampton	83	2022, Maine
Total Offense	265	Colgate	395	2023, Stony B.
Rushing Attempts	13	2x	13	3x
Rushing Yards	107	YSU	130	2022, Hamp.
Rushing Touchdowns	2	3x	3	2023, URI
Long Rush	45	YSU	75	2022, Hamp.
TANNER MADDOCKS				
Passing Attempts	9	Maine	9	2024, Maine
Completions	4	2x	4	3x
Passing Yards	62	Maine	62	2024, Maine
Touchdowns				
Interceptions				
Long Pass	24	Maryland	40	2023, Stony B.
Total Offense	71	Maine	71	2024, Maine
Rushing Attempts	4	Maine	4	2024, Maine
Rushing Yards	9	Maine	12	2023, Stony B.
Rushing Touchdowns	1	2x	1	2x (2024)
Long Rush	17	Maine	17	2024, Maine
JAMES MOTT				
Passing Attempts			3	2023, Lehigh
Completions			2	2023, Lehigh
Passing Yards			9	2023, Lehigh
Touchdowns				
Interceptions				
Long Pass			6	2023, Lehigh
Total Offense			9	2023, Lehigh
Rushing Attempts				
Rushing Yards				
Rushing Touchdowns				
Long Rush				

VILLANOVA FOOTBALL GAME NOTES

VILLANOVA RUNNING BACKS

#24 DAVID AVIT

OPPONENT	RUSHING ATT-YDS-TD	LG	RECEIVING REC-YDS-TD	LG
Youngstown State	5-42-0	20		
at Colgate	5-31-0	13		
Towson	7-29-0	11		
at Maryland	7-13-0	5		
LIU	24-160-1	14		
at Stony Brook	13-183-4	72		
at Maine	10-39-0	8	1-3-0	3
New Hampshire	14-59-0	9		
at Hampton	26-76-1	14	1-11-0	11
North Carolina A&T	15-67-1	19	1-21-0	21
at Monmouth	14-65-1	25	3-43-0	37
Delaware	6-29-1	27	3-22-0	15
Eastern Kentucky	17-94-0	24	2-75-0	56
SEASON	163-887-9	72	11-175-0	56
CAREER	163-887-9	72	11-175-0	56

#20 ISAIAH RAGLAND

OPPONENT	RUSHING ATT-YDS-TD	LG	RECEIVING REC-YDS-TD	LG
Youngstown State	7-65-1	31	1-5-0	5
at Colgate	12-58-1	23	2-10-0	11
Towson	17-141-0	65	1-0-0	0
at Maryland	5-19-0	11	2-30-0	24
LIU	14-47-2	12		
at Stony Brook	DNP			
at Maine	DNP			
New Hampshire	6-27-0	8		
at Hampton	5-9-0	6		
North Carolina A&T	8-82-0	55	2-17-0	12
at Monmouth	4-9-0	5	1-7-0	7
Delaware	14-39-0	12		
Eastern Kentucky	9-12-0	4		
SEASON	101-508-4	65	9-69-0	24
CAREER	125-669-4	65	9-69-0	24

#2 ELI SMITH

OPPONENT	RUSHING ATT-YDS-TD	LG	RECEIVING REC-YDS-TD	LG
Youngstown State	DNP			
at Colgate	DNP			
Towson	DNP			
at Maryland	1-4-0	4		
LIU	DNP			
at Stony Brook	DNP			
at Maine	3-17-0	8	1-21-0	21
New Hampshire	DNP			
at Hampton	DNP			
North Carolina A&T	5-17-0	9		
at Monmouth	DNP			
Delaware	DNP			
Eastern Kentucky	DNP			
SEASON	9-38-0	9	1-21-0	21
CAREER	42-209-0	18	2-23-0	21

#30 JA'BRIEL MACE

OPPONENT	RUSHING ATT-YDS-TD	LG	RECEIVING REC-YDS-TD	LG
Youngstown State	1-6-0	6	1-35-0	35
at Colgate	1-0-0	0	2-16-0	10
Towson			1-6-0	6
at Maryland	2-24-0	23		
LIU				
at Stony Brook	13-46-1	21		
at Maine	3-2-0	3	2-13-0	13
New Hampshire	3-35-0	24	1-11-0	11
at Hampton	2-4-0	3		
North Carolina A&T	4-26-0	15	1-7-0	7
at Monmouth	2-(-4)-0	1	1-8-0	8
Delaware	2-7-0	5	1-9-0	9
Eastern Kentucky	1-4-0	4		
SEASON	34-150-1	24	10-105-0	35
CAREER	53-253-1	28	11-106-0	35

SEASON AND CAREER HIGHS

	SEASON HIGHS		CAREER HIGHS	
DAVID AVIT				
Rushing Attempts	26	Hampton	26	2024, Hampton
Rushing Yards	183	Stony Brook	183	2024, Stony B.
Rushing Touchdowns	4	Stony Brook	183	2024, Stony B.
Long Rush	72	Stony Brook	72	2024, Stony B.
100+ Rushing Yards	2		2	
Receptions	3	2x	3	2x (2024)
Receiving Yards	75	E. Kentucky	75	2024, ECU
Long Reception	56	E. Kentucky	56	2024, ECU
All-Purpose Yards	183	Stony Brook	183	2024, Stony B.
ISAIAH RAGLAND				
Rushing Attempts	17	Towson	17	2024, Towson
Rushing Yards	141	Towson	141	2024, Towson
Rushing Touchdowns	2	LIU	2	2024, LIU
Long Rush	65	Towson	65	2024, Towson
100+ Rushing Yards	1		2	
Receptions	2	3x	2	3x (2024)
Receiving Yards	30	Maryland	30	2024, Maryland
Long Reception	24	Maryland	24	2024, Maryland
All-Purpose Yards	141	Towson	141	2024, Towson
ELI SMITH				
Rushing Attempts	5	N.C. A&T	7	2x (2022)
Rushing Yards	17	2x	48	2022, W&M
Long Rush	9	N.C. A&T	18	2022, W&M
Receptions	1	Maine	1	2x
Receiving Yards	21	Maine	21	2024, Maine
Long Reception	21	Maine	21	2024, Maine
All-Purpose Yards	29	Maine	50	2022, W&M
JA'BRIEL MACE				
Rushing Attempts	13	Stony Brook	13	2x
Rushing Yards	46	Stony Brook	76	2023, Towson
Rushing Touchdowns	1	Stony Brook	1	2024, Stony B.
Long Rush	24	UNH	28	2023, Towson
Receptions	2	2x	2	2x (2024)
Receiving Yards	35	YSU	35	2024, YSU
Long Reception	35	YSU	35	2024, YSU
All-Purpose Yards	52	LIU	77	2023, Towson
ISAIAH WRIGHT				
Rushing Attempts	6	Colgate	6	2024, Colgate
Rushing Yards	31	Stony Brook	31	2024, Stony B.
Rushing Touchdowns			1	2023, Stony B.
Long Rush	25	Stony Brook	25	2024, Stony B.
Receptions	1	Maine	1	2024, Maine
Receiving Yards	5	Maine	5	2024, Maine
Long Reception	5	Maine	5	2024, Maine
All-Purpose Yards	33	LIU	33	2024, LIU

VILLANOVA FOOTBALL GAME NOTES

VILLANOVA WIDE RECEIVERS/TIGHT ENDS

#5 JAYLAN SANCHEZ				#22 DEVIN SMITH				SEASON AND CAREER HIGHS			
RECEIVING STATS				RECEIVING STATS				SEASON HIGHS		CAREER HIGHS	
OPPONENT	REC-YDS-TD	LG		OPPONENT	REC-YDS-TD	LG					
Youngstown State	1-10-0	10		Youngstown State				JAYLAN SANCHEZ			
at Colgate	1-25-0	25		at Colgate	6-116-2	71		Receptions	5	Hampton	6 2023, NCAT
Towson	4-59-2	28		Towson	3-6-0	5		Receiving Yards	103	Hampton	158 2023, NCAT
at Maryland	3-9-0	3		at Maryland	5-62-1	17		Receiving Touchdowns	2	Towson	2 2x
LIU	2-55-0	45		LIU	4-29-0	18		Long Reception	72	Hampton	72 2024, Hampton
at Stony Brook	3-38-0	17		at Stony Brook	2-29-0	23		100+ Receiving Yards	1		4
at Maine	3-36-0	16		at Maine	1-4-0	4		All-Purpose Yards	103	Towson	157 2023, NCAT
New Hampshire	1-13-0	13		New Hampshire	3-60-1	31		100+ All-Purpose Yards	1		4
at Hampton	5-103-0	72		at Hampton				DEVIN SMITH			
North Carolina A&T	3-31-1	18		North Carolina A&T	7-68-0	34		Receptions	7	N.C. A&T	7 2024, N.C. A&T
at Monmouth	3-37-0	17		at Monmouth	3-36-1	17		Receiving Yards	116	Colgate	202 2023, Rich.
Delaware	2-46-0	27		Delaware	2-41-0	21		Receiving Touchdowns	2	Colgate	2 4x
Eastern Kentucky	1-6-0			Eastern Kentucky	1-13-1	13		Long Reception	71	Colgate	91 2023, Rich.
SEASON	33-483-3	72		SEASON	37-464-6	71		100+ Receiving Yards	1		3
CAREER	71-1264-9	72		VILLANOVA	37-464-6	71		All-Purpose Yards	149	Maryland	220 2023, Rich.
				CAREER	138-1982-21	91		100+ All-Purpose Yards	2		5
#16 LUCAS KOPECKY				#84 DANIEL LOPES				LUCAS KOPECKY			
RECEIVING STATS				RECEIVING STATS				SEASON HIGHS		CAREER HIGHS	
OPPONENT	REC-YDS-TD	LG		OPPONENT	REC-YDS-TD	LG					
Youngstown State	DNP			Youngstown State	1-23-0	23		Receptions	6	E. Kentucky	6 2024, EKU
at Colgate	DNP			at Colgate	3-36-0	23		Receiving Yards	51	E. Kentucky	51 2024, EKU
Towson	DNP			Towson	1-13-0	13		Receiving Touchdowns	1	2x	1 2x (2024)
at Maryland	1-9-0	9		at Maryland	1-10-0	10		Long Reception	26	Stony Brook	26 2024, Stony B.
LIU	1-9-0	9		LIU				All-Purpose Yards	51	E. Kentucky	51 2024, EKU
at Stony Brook	1-26-1	26		at Stony Brook	2-27-0	18		DANIEL LOPES			
at Maine	4-43-0	14		at Maine	2-10-0	5		Receptions	3	Colgate	3 2024, Colgate
New Hampshire	1-25-1	25		New Hampshire				Receiving Yards	36	Colgate	39 2022, W&M
at Hampton	2-33-0	18		at Hampton				Receiving Touchdowns			1 2x (2022)
North Carolina A&T	2-13-0	7		North Carolina A&T				Long Reception	23	2x	39 2022, W&M
at Monmouth	3-33-0	12		at Monmouth	2-15-0	11		All-Purpose Yards	23	2x	42 2022, W&M
Delaware	3-37-0	24		Delaware	1-12-0	12		LUKE DALY			
Eastern Kentucky	6-51-0	15		Eastern Kentucky	DNP			Receptions	2	2x	2 2x (2024)
SEASON	24-279-2	26		SEASON	13-141-0	23		Receiving Yards	32	Stony Brook	45 2023, YSU
CAREER	24-279-2	26		CAREER	23-251-1	39		Long Reception	32	Stony Brook	45 2023, YSU
								All-Purpose Yards	32	Stony Brook	45 2023, YSU
#83 LUKE DALY				#15 KENYON MILES				KENYON MILES			
RECEIVING STATS				RECEIVING STATS				SEASON HIGHS		CAREER HIGHS	
OPPONENT	REC-YDS-TD	LG		OPPONENT	REC-YDS-TD	LG					
Youngstown State				Youngstown State	2-17-0	10		Receptions	2	4x	2 4x (2024)
at Colgate	2-23-0	12		at Colgate	1-6-0	6		Receiving Yards	36	Delaware	36 2024, Delaware
Towson	2-13-0	8		Towson	2-19-0	14		Receiving Touchdowns	1	Delaware	1 2024, Delaware
at Maryland				at Maryland	2-6-0	3		Long Reception	36	Delaware	36 2024, Delaware
LIU	1-5-0	5		LIU				All-Purpose Yards	36	Delaware	36 2024, Delaware
at Stony Brook	1-32-0	32		at Stony Brook				NATE HILL			
at Maine				at Maine	2-21-0	16		Receptions	1	Maryland	1 2x
New Hampshire	DNP			New Hampshire	DNP			Receiving Yards	6	Maryland	6 2x
at Hampton				at Hampton	DNP			Long Reception	6	Maryland	6 2x
North Carolina A&T				North Carolina A&T	DNP			All-Purpose Yards	6	Maryland	6 2x
at Monmouth				at Monmouth	DNP			CHRIS COLBY			
Delaware				Delaware	1-36-1	36		Receptions	4	Monmouth	4 2024, Mon.
Eastern Kentucky				Eastern Kentucky	1-4-0	4		Receiving Yards	56	Monmouth	56 2024, Mon.
SEASON	6-74-0	32		SEASON	11-109-1	36		Long Reception	24	Maryland	24 2024, Maryland
CAREER	9-127-0	45		CAREER	12-129-1	36		NOLAN CLAYTON			
								Receptions	1	3x	1 3x (2024)
#80 CHRIS COLBY				#89 JAMES WELDE				Receiving Yards	15	Colgate	15 2024, Colgate
RECEIVING STATS				RECEIVING STATS				Long Reception	15	Colgate	15 2024, Colgate
OPPONENT	REC-YDS-TD	LG		OPPONENT	REC-YDS-TD	LG		All-Purpose Yards	15	Colgate	15 2024, Colgate
Youngstown State				Youngstown State				JAMES WELDE			
at Colgate	DNP			at Colgate				Receptions	1	E. Kentucky	1 2024, EKU
Towson	DNP			Towson				Receiving Yards	5	E. Kentucky	5 2024, EKU
at Maryland	1-24-0	24		at Maryland				Receiving Touchdowns	1	E. Kentucky	1 2024, EKU
LIU	1-5-0	5		LIU				Long Reception	5	E. Kentucky	5 2024, EKU
at Stony Brook	DNP			at Stony Brook							
at Maine	1-23-0	23		at Maine							
New Hampshire				New Hampshire							
at Hampton				at Hampton	DNP						
North Carolina A&T	1-10-0	10		North Carolina A&T							
at Monmouth	4-56-0	16		at Monmouth							
Delaware				Delaware							
Eastern Kentucky	2-23-0	17		Eastern Kentucky	1-5-1	5					
SEASON	10-141-0	24		SEASON	1-5-1	5					
CAREER	10-141-0	24		CAREER	1-5-1	5					

VILLANOVA FOOTBALL GAME NOTES

VILLANOVA SPECIALISTS

#45 ETHAN GETTMAN

KICKING STATS

OPPONENT	PAT	FG	LG
Youngstown State	3-3	1-2	42
at Colgate	4-4	—	—
Towson	2-2	—	—
at Maryland	2-2	2-3	37
LIU	3-3	1-2	24
at Stony Brook	6-6	0-1	—
at Maine	1-1	0-1	—
New Hampshire	2-2	0-0	—
at Hampton	2-2	2-3	40
North Carolina A&T	4-4	1-1	33
at Monmouth	2-2	1-1	26
Delaware	5-5	1-1	31
Eastern Kentucky	2-2	2-2	42
SEASON	38-38	11-17	42
VILLANOVA	38-38	11-17	42
CAREER	116-120	38-55	56

#45 ETHAN GETTMAN

PUNTING STATS

OPPONENT	#	Avg.	LG	I20
Youngstown State	3	46.0	62	2
at Colgate	5	43.8	48	1
Towson	6	38.7	49	2
at Maryland	4	43.0	55	0
LIU	4	39.0	45	2
at Stony Brook	4	43.5	50	0
at Maine	5	41.8	48	1
New Hampshire	4	43.0	72	0
at Hampton	7	44.9	52	3
North Carolina A&T	5	43.8	57	3
at Monmouth	2	39.5	44	0
Delaware	5	39.6	54	1
Eastern Kentucky	4	39.8	46	1
SEASON	52	42.1	72	16
VILLANOVA	52	42.1	72	16
CAREER	126	38.8	82	35

SEASON HIGHS

CAREER HIGHS

ETHAN GETTMAN

Field Goals Made	2	3x	3	3x
Field Goals Attempted	3	2x	4	2022, Char. So.
Long Field Goal	42	2x	56	2022, Campbell
40+ Yard Field Goals	3		10	
PATs Made	6	Stony Brook	8	2022, So. Ct. St.
PATs Attempted	6	Stony Brook	8	2022, So. Ct. St.
Punts	7	Hampton	7	2024, Hampton
Punting Yards	314	Hampton	314	2024, Hampton
Punting Average	46.0	YSU	48.0	2021, Saint Fran.
Long Punt	72	UNH	82	2021, Saint Fran.
Inside 20-Yard Line	16		35	
50+ Yard Punts	9		13	
Kickoffs	7	Stony Brook	9	2x (2022)
Kickoff Yards	443	Stony Brook	578	2022, So. Ct. St.
Kickoff Average	64.4	Hampton	65.7	2022, H. Cross

#30 JA'BRIEL MACE

OPPONENT

KICK RETURNS

NO-YDS-TD	AVG.	LG	PUNT RETURNS	NO-YDS-TD	Avg.	LG
Youngstown State						
at Colgate						
Towson						
at Maryland						
LIU						
at Stony Brook						
at Maine						
New Hampshire	1-12-0	12.0	12			
at Hampton	1-26-0	26.0	26			
North Carolina A&T	2-90-0	45.0	50			
at Monmouth						
Delaware	2-14-0	7.0	14			
Eastern Kentucky	4-105-0	26.3	30			
SEASON	10-247-0	24.7	50			
CAREER	10-247-0	24.7	50			

PUNT RETURNS

CONNOR WATKINS

Punts	1	3x	8	2021, Penn St.
Punting Yards	31	Colgate	277	2021, Penn St.
Punting Average	31.0	Colgate	40.5	2021, JMU
Long Punt	31	Colgate	50	2021, JMU
Inside 20-Yard Line	3		4	
50+ Yards Punts			1	

CHRISTIAN SAPP

Kickoff Returns	4	Towson	4	2024, Towson
Kickoff Return Yards	64	Towson	64	2024, Towson
Long Kickoff Return	42	YSU	42	2024, YSU

ETHAN POTTER

Kickoff Returns	1	3x	1	4x
Kickoff Return Yards	29	E. Kentucky	29	2024, EKU
Long Kickoff Return	29	E. Kentucky	29	2024, EKU

DEVIN SMITH

Kickoff Returns	4	Maryland	4	2024, Maryland
Kickoff Return Yards	87	Maryland	87	2024, Maryland
Long Kickoff Return	25	Maryland	30	2023, Howard
Punt Returns	2	Towson	2	2024, Towson
Punt Return Yards	19	Towson	19	2024, Towson
Long Punt Return	19	Towson	19	2024, Towson

NOLAN CLAYTON

Kickoff Returns	1	UNH	1	2024, LIU
Kickoff Return Yards	11	UNH	11	2024, UNH
Long Kickoff Return	11	UNH	11	2024, UNH

JASON HALL

Kickoff Returns	1	Towson	1	2023, Towson
Kickoff Return Yards	0	Towson	0	2023, Towson
Long Kickoff Return	0	Towson	0	2023, Towson

JA'BRIEL MACE

Kickoff Returns	4	E. Kentucky	4	2024, EKU
Kickoff Return Yards	105	E. Kentucky	105	2024, EKU
Long Kickoff Return	50	Monmouth	50	2024, Mon.

ISAIAH WRIGHT

Kickoff Returns	1	LIU	1	2024, LIU
Kickoff Return Yards	31	LIU	31	2024, LIU
Long Kickoff Return	31	LIU	31	2024, LIU

TANNER MADDOCKS

Punt Returns	3	Hampton	3	2024, Hampton
Punt Return Yards	29	Hampton	29	2024, Hampton
Long Punt Return	22	Stony Brook	22	2024, Stony B.

JAYLAN SANCHEZ

Kickoff Returns	1	2x	1	3x
Kickoff Return Yards	10	UAlbany	39	2022, W&M
Long Kickoff Return	10	UAlbany	30	2022, Hamp.

JULIAN GLANTZ

Kickoff Returns	1	Monmouth	1	2024, Mon.
Kickoff Return Yards	17	Monmouth	17	2024, Mon.
Long Kickoff Return	17	Monmouth	17	2024, Mon.

#3 TANNER MADDOCKS

OPPONENT

KICK RETURNS

NO-YDS-TD	AVG.	LG	PUNT RETURNS	NO-YDS-TD	Avg.	LG
Youngstown State	DNP					
at Colgate	DNP					
Towson	DNP					
at Maryland						
LIU			1-0-0	0.0	0	
at Stony Brook			1-22-0	22.0	22	
at Maine						
New Hampshire						
at Hampton			3-29-0	9.7	18	
North Carolina A&T						
at Monmouth			1-10-0	10.0	10	
Delaware			2-15-0	7.5	11	
Eastern Kentucky			2-21-0	10.5	18	
SEASON			10-97-0	9.7	22	
CAREER			10-97-0	9.7	22	

VILLANOVA FOOTBALL GAME NOTES

VILLANOVA DEFENSE

SEASON HIGHS

CAREER HIGHS

	Tackles	TFL	Sacks	Breakups		Tackles	TFL	Sacks	Breakups
Temi Ajirofutu					1, 2023	—	—	—	—
Brendan Bell	15, 10.5	4.5, 10.26	1.0, 3x	1, 3x	15, 2024	4.5, 2024	1.0, 5x	1, 8x	
Damill Bostic	1, 9.7				1, 2024	—	—	—	—
Zahmir Dawud	7, 11.30	1.0, 3x			7, 2024	1.0, 3x	—	1, 2023	
Newton Essiem	2, 10.5			1, 11.23	2, 2024	—	—	1, 2024	
Kyle Fay	1, 10.26				1, 2024	—	—	—	—
Timmy Furgeson	2, 2x				8, 2022	1.0, 2x	1.0, 2x	—	—
Ethan Gettman	1, 11.9				1, 2024	—	—	—	—
Julian Glantz	1, 3x				1, 6x	—	—	—	—
Jalen Goodman	9, 2x	1.0, 10.26		2, 11.30	13, 2020	1.5, 2021	—	2, 2x	
Jason Hall	2, 11.30	1, 11.30			2, 2024	1.0, 2024	—	—	—
Shane Hartzell	20, 10.6	2.0, 3x	2.0, 11.9	1, 11.23	20, 2024	2.0, 5x	2.0, 2024	1, 4x	
Anthony Hawkins	1, 2x				1, 2x	—	—	—	—
Ayden Howard	6, 2x	1.0, 2x	1.0, 8.29	1, 9.7	6, 2x	1.5, 2023	1.0, 2024	1, 2x	
Turner Inge	6, 10.19	1.0, 3x			6, 2024	2.0, 2023	1.0, 2023	—	—
Antonio Johnson					1, 2023	—	—	—	—
Colin Kennedy					3, 2023	—	—	—	—
Mike Kennedy	2, 11.2				2, 2024	—	—	—	—
Richie Kimmel	10, 2x	1.0, 11.23	1.0, 11.23	2, 9.28	10, 2x	1.5, 2023	1.0, 2024	2, 2024	
Dale Law					1, 2x	—	—	—	—
Daniel Lopes					1, 2023	—	—	—	—
Capri Martin	5, 9.14	1.0, 3x	1.0, 9.14		5, 2x	1.0, 3x	1.0, 2024	—	—
Nigel McSween	6, 11.2	1.0, 3x	1.0, 3x	1, 10.5	6, 2024	1.0, 3x	1.0, 3x	1, 2024	
Tyrell Mims	5, 9.14	1.0, 10.5		1, 4x	6, 3x	1.0, 5x	1.0, 2023	2, 2x	
Kaleb Moody	2, 11.2			1, 2x	10, 2023	1.5, 2023	1.0, 2023	2, 2x	
Ivan Murray	1, 2x				1, 2x	—	—	—	—
Jordan Nelson	7, 10.19	1.5, 10.19			7, 2024	1.5, 2024	—	1, 2023	
Obinna Nwobodo	6, 11.2	1.5, 11.23	1.0, 11.23	1, 2x	6, 2024	1.5, 2024	1.0, 2024	1, 2x	
Ugo Nwotite	1, 11.9				1, 2024	—	—	—	—
Josh Oluremi					1, 7x	—	—	—	—
Chandon Pierre	2, 8.29	0.5, 2x			5, 2021	1.0, 6x	1.0, 3x	—	—
Ethan Potter	10, 2x	0.5, 5x	0.5, 10.26	1, 5x	11, 2x	2.5, 2022	0.5, 2x	1, 11x	
Garrett Rogan	1, 11.9				1, 2x	—	—	—	—
Jaylan Sanchez	1, 2x				1, 2x	—	—	—	—
Christian Sapp	6, 9.14	1.0, 9.14		1, 11.9	6, 2024	1.0, 4x	1.0, 2023	1, 2x	
Chuck Smith	5, 11.2	1.0, 9.28	0.5, 9.7		8, 2021	1.5, 2x	1.5, 2023	1, 2023	
Devin Smith					1, 2x	—	—	—	—
JR Strauss	2, 10.5				2, 2x	1.0, 2023	—	—	—
Ty Trinh	8, 11.16	2.0, 9.21		1, 5x	12, 2023	2.0, 2x	—	2, 2x	
Stephane Voltaire					1, 2023	—	—	—	—
Isas Waxter	6, 10.19	1.0, 2x		1, 2x	7, 2019	1.0, 6x	1.0, 2021	2, 2023	
Jayvont Williams	1, 10.5				1, 2x	—	—	—	—
Jon Wyatt	3, 9.7	0.5, 9.7			3, 2024	0.5, 2024	—	1, 2x	

GAME BY GAME DEFENSIVE STATISTICS

OPPONENT	TFL	SACKS	FF	FR	INT	PBU	BLK	YARDS	POINTS
Youngstown State	5-15	1-1	1	1	2	2	0	321	17
at Colgate	5-21	1-12	0	0	1	2	0	264	3
Towson	4-21	3-17	1	0	0	4	2	394	13
at Maryland	7-17	1-7	1	1	1	1	0	497	38
LIU	1-5	0-0	0	2	0	3	0	176	10
at Stony Brook	7-29	2-19	2	1	1	2	0	310	24
at Maine	5-17	1-11	2	1	0	0	0	341	35
New Hampshire	9-38	2-20	1	1	0	2	0	254	6
at Hampton	5-12	2-3	0	0	1	2	0	239	14
North Carolina A&T	5-13	2-4	0	0	0	2	0	169	3
at Monmouth	3-13	0-0	0	0	0	1	0	502	40
Delaware	7-36	4-27	2	2	2	7	0	409	28
Eastern Kentucky	6-16	0-0	2	1	0	6	1	286	17
TOTAL	69-253	19-121	12	10	8	34	3	4162	248

VILLANOVA FOOTBALL GAME NOTES

GAME BY GAME TACKLES

Total Tackles	UA-A	TOT	YSU	COL	TOW	MD	LIU	SB	ME	UNH	HAM	NCAT	MON	DEL	EKU
Shane Hartzell	51-61	112	7-4	4-2	0-8	5-2	3-4	5-6	4-1	8-12	5-4	3-5	1-0	2-11	5-1
Brendan Bell	55-56	111	5-6	9-1	2-10	4-1	3-1	7-8	1-3	6-3	3-4	2-4	6-2	3-10	4-3
Ethan Potter	41-36	77	4-2	2-2	2-3	7-3	0-2	1-6	6-4	3-5	5-2	1-0	1-1	3-5	6-1
Richie Kimmel	18-44	62	2-8	1-4	1-6	2-1	0-0	3-7	1-0	DNP	3-3	0-5	1-3	1-2	3-5
Ty Trinh	33-18	51	5-0	4-2	0-2	4-1	1-2	1-3	1-1	1-1	1-0	2-0	7-1	3-4	3-1
Jalen Goodman	34-15	49	6-1	3-0	6-3	3-2	2-0	2-1	0-1	5-4	1-1	3-0	2-0	0-1	1-2
Ayden Howard	16-25	41	1-2	1-1	0-1	4-2	0-3	2-1	1-2	0-2	0-3	1-1	2-2	4-2	0-3
Zahmir Dawud	25-12	37	3-1	2-0	1-3	2-1	0-0	0-0	2-1	2-1	2-0	1-0	4-0	3-1	3-4
Obinna Nwobodo	16-20	36	1-0	1-0	0-4	1-0	0-0	0-1	1-4	0-3	3-3	1-0	5-0	2-1	1-4
Isas Waxter	24-9	33	DNP	0-0	1-2	2-0	2-0	4-0	5-1	3-2	1-1	3-1	0-0	3-2	DNP
Chuck Smith	10-22	32	0-1	1-2	0-4	0-1	1-0	1-2	0-2	0-1	3-2	2-1	2-1	0-2	0-3
Turner Inge	17-14	31	1-0	2-1	1-0	2-0	2-0	2-2	0-6	1-3	1-0	1-0	4-1	0-0	0-1
Tyrell Mims	24-4	28	1-0	DNP	4-1	3-1	4-0	2-1	1-0	3-0	0-0	1-0	2-0	2-1	1-0
Nigel McSween	12-15	27	1-0	0-1	1-2	1-0	0-1	3-1	0-3	0-3	5-1	0-0	0-0	1-3	0-0
Christian Sapp	15-7	22	2-0	3-1	5-1	DNP	DNP	1-0	1-0	1-1	0-0	1-0	0-0	0-3	1-1
Capri Martin	7-15	22	1-1	0-0	1-4	1-2	0-0	1-0	0-1	1-1	0-1	1-0	1-1	0-1	0-3
Jordan Nelson	6-14	20	0-0	0-1	0-2	1-1	2-0	1-1	1-6	0-0	0-0	1-1	0-0	0-2	0-0
Newton Essiem	4-2	6	0-0	1-0	0-0	1-0	0-0	0-2	1-0	0-0	0-0	1-0	DNP	0-0	DNP
JR Strauss	3-3	6	0-0	0-0	0-0	0-0	0-0	1-1	0-1	0-0	0-1	1-0	1-0	0-0	0-0
Mike Kennedy	1-5	6	0-0	0-0	0-1	0-1	1-0	0-0	0-0	0-0	0-2	0-1	0-0	0-0	0-0
Chandon Pierre	1-5	6	0-2	DNP	DNP	0-1	0-0	0-0	0-1	1-0	0-1	0-0	DNP	0-0	0-0
Jason Hall	5-0	5	1-0	1-0	0-0	0-0	0-0	1-0	0-0	0-0	0-0	0-0	0-0	0-0	2-0
Kaleb Moody	2-2	4	0-0	0-0	0-1	0-0	0-0	0-0	0-0	0-0	1-1	0-0	1-0	0-0	0-0
Jon Wyatt	2-2	4	0-0	1-2	0-0	0-0	DNP	1-0	0-0	DNP	DNP	0-0	DNP	DNP	DNP
Julian Glantz	2-1	3	DNP	0-0	0-0	0-0	0-0	0-0	0-0	0-0	0-1	0-0	0-0	1-0	1-0
Timmy Furgeson	0-3	3	0-0	0-0	0-0	0-0	0-0	0-0	0-0	0-1	0-1	0-0	0-0	0-1	0-0
Anthony Hawkins	2-0	2	DNP	DNP	DNP	DNP	DNP	DNP	DNP	DNP	1-0	1-0	DNP	0-0	0-0
Ivan Murray	1-1	2	DNP	0-0	0-0	1-0	0-1	0-0	0-0	DNP	DNP	DNP	DNP	DNP	DNP
Jaylan Sanchez	1-1	2	0-0	0-0	0-0	0-0	0-0	0-0	0-0	0-1	0-0	1-0	0-0	0-0	0-0
Damill Bostic	1-0	1	0-0	1-0	DNP	DNP	DNP	DNP	DNP	DNP	DNP	0-0	DNP	DNP	DNP
Kyle Fay	1-0	1	0-0	0-0	0-0	0-0	0-0	0-0	0-0	1-0	DNP	DNP	0-0	DNP	0-0
Ethan Gettman	1-0	1	0-0	0-0	0-0	0-0	0-0	0-0	0-0	0-0	0-0	1-0	0-0	0-0	0-0
Garrett Rogan	1-0	1	DNP	DNP	0-0	0-0	0-0	0-0	0-0	0-0	0-0	1-0	0-0	0-0	0-0
Ugo Nwotite	0-1	1	DNP	DNP	DNP	DNP	0-0	DNP	DNP	0-0	DNP	0-1	DNP	DNP	0-0
Jayvont Williams	0-1	1	DNP	0-0	0-0	0-0	0-0	0-1	0-0	0-0	0-0	0-0	DNP	0-0	0-0
TOTAL	433-414	847	41-28	37-20	25-58	44-20	21-14	39-44	26-38	36-44	35-32	30-20	40-12	28-52	31-32

SPECIAL TEAMS TACKLES

Total Tackles	KO-PU	TOT	YSU	COL	TOW	MD	LIU	SB	ME	UNH	HAM	NCAT	MON	DEL	EKU
Jason Hall	4-0	4	1-0	1-0	0-0	0-0	0-0	1-0	0-0	0-0	0-0	0-0	0-0	0-0	1-0
Turner Inge	3-1	4	1-0	0-0	0-1	0-0	0-0	2-0	0-0	0-0	0-0	0-0	0-0	0-0	0-0
Ethan Potter	3-1	4	1-0	0-0	0-0	0-0	0-0	0-0	1-0	0-1	0-0	0-0	0-0	1-0	0-0
Tyrell Mims	2-2	4	1-0	0-0	0-1	0-0	0-1	1-0	0-0	0-0	0-0	0-0	0-0	0-0	0-0
Julian Glantz	3-0	3	DNP	0-0	0-0	0-0	0-0	0-0	0-0	0-0	1-0	0-0	0-0	1-0	1-0
JR Strauss	3-0	3	0-0	0-0	0-0	0-0	0-0	0-0	0-0	0-0	1-0	1-0	1-0	0-0	0-0
Timmy Furgeson	0-3	3	0-0	0-0	0-0	0-0	0-0	0-0	0-0	0-1	0-1	0-0	0-0	0-1	0-0
Brendan Bell	2-0	2	0-0	0-0	0-0	0-0	0-0	1-0	0-0	0-0	0-0	0-0	1-0	0-0	0-0
Jalen Goodman	2-0	2	1-0	0-0	0-0	0-0	0-0	0-0	0-0	0-0	0-0	1-0	0-0	0-0	0-0
Christian Sapp	2-0	2	0-0	0-0	2-0	DNP	DNP	0-0	0-0	0-0	0-0	0-0	0-0	0-0	0-0
Isas Waxter	2-0	2	DNP	0-0	0-0	0-0	0-0	0-0	0-0	0-0	0-0	0-0	0-0	2-0	DNP
Jordan Nelson	1-1	2	0-0	0-0	0-0	0-0	0-0	1-0	0-0	0-0	0-0	0-0	0-0	0-1	0-0
Ethan Gettman	1-0	1	0-0	0-0	0-0	0-0	0-0	0-0	0-0	0-0	0-0	1-0	0-0	0-0	0-0
Ty Trinh	1-0	1	0-0	0-0	0-0	0-0	0-0	0-0	0-0	0-0	0-0	0-0	0-0	0-0	1-0
Jaylan Sanchez	0-2	2	0-0	0-0	0-0	0-0	0-0	0-0	0-0	0-1	0-0	0-1	0-0	0-0	0-0
Ayden Howard	0-1	1	0-0	0-0	0-0	0-1	0-0	0-0	0-0	0-0	0-0	0-0	0-0	0-0	0-0
Kaleb Moody	0-1	1	0-0	0-0	0-0	0-0	0-0	0-0	0-0	0-0	0-1	0-0	0-0	0-0	0-0
TOTAL	29-12	41	5-0	1-0	2-2	0-1	0-1	6-0	1-0	0-3	2-2	3-1	2-0	4-2	3-0

VILLANOVA FOOTBALL GAME NOTES

GAME BY GAME STARTERS

OFFENSE	QB	RB	WR	WR	WR	TE/WR	LT	LG	C	RG	RT
YSU	Watkins	Ragland	Sanchez	D. Smith	Miles	Lopes	Voltaire	Broderick	Picard	McCullers	Ajirotutu
Colgate	Watkins	Ragland	Sanchez	D. Smith	Miles	Clayton	Voltaire	Ajirotutu	Picard	McCullers	Fay
Towson	Watkins	Ragland	Sanchez	D. Smith	Miles	Clayton	Voltaire	Ajirotutu	Picard	McCullers	Fay
Maryland	Watkins	Ragland	Sanchez	D. Smith	Miles	Clayton	Voltaire	Cregan	Picard	McCullers	Fay
LIU	Watkins	Ragland	Sanchez	Lopes	Miles	Clayton	Voltaire	Broderick	Picard	McCullers	Fay
Stony Brook	Watkins	Mace	Sanchez	D. Smith	Miles	Lopes	Voltaire	Ajirotutu	Picard	McCullers	Fay
Maine	Watkins	Mace	Sanchez	D. Smith	Miles	Clayton	Voltaire	Broderick	Picard	McCullers	Fay
UNH	Watkins	Avit	Sanchez	D. Smith	Kopecky	Lopes	Voltaire	Broderick	Picard	McCullers	Fay
Hampton	Watkins	Avit	Sanchez	D. Smith	Kopecky	Clayton	Voltaire	Broderick	Picard	McCullers	Cregan
NC A&T	Watkins	Avit	Sanchez	D. Smith	Kopecky	Clayton	Voltaire	Broderick	Picard	McCullers	Cregan
Monmouth	Watkins	Avit	Sanchez	D. Smith	Kopecky	Lopes	Voltaire	Broderick	Picard	McCullers	Fay
Delaware	Watkins	Avit	Sanchez	D. Smith	Kopecky	Welde	Voltaire	Broderick	Picard	McCullers	Cregan
E. Kentucky	Watkins	Avit	Sanchez	D. Smith	Kopecky	Welde	Voltaire	Broderick	Picard	McCullers	Fay
DEFENSE	DE	DT	DE	LB	LB	LB	CB	CB	FS	WS	SS
YSU	C. Smith	Nwobodo	Pierre	Hartzell	Kimmel	Bell	Mims	Dawud	Goodman	Potter	Trinh
Colgate	C. Smith	Nwobodo	Martin	Hartzell	Kimmel	Bell	Wyatt	Dawud	Goodman	Potter	Trinh
Towson	C. Smith	Nwobodo	Martin	Hartzell	Kimmel	Bell	Mims	Waxter	Goodman	Potter	Trinh
Maryland	C. Smith	Nwobodo	Martin	Hartzell	Kimmel	Bell	Mims	Waxter	Goodman	Potter	Trinh
LIU	Howard	Nwobodo	Martin	Hartzell	Kimmel	Bell	Mims	Waxter	Goodman	Potter	Trinh
Stony Brook	Howard	Nwobodo	Martin	Hartzell	Kimmel	Bell	Mims	Waxter	Goodman	Potter	Trinh
Maine	Howard	Nwobodo	Martin	Hartzell	Kimmel	Bell	Mims	Waxter	Goodman	Potter	Trinh
UNH	Howard	Nwobodo	Martin	Hartzell	Inge	Bell	Mims	Waxter	Goodman	Potter	Trinh
Hampton	Howard	Nwobodo	Martin	Hartzell	Kimmel	Bell	Mims	Waxter	Goodman	Potter	Trinh
NC A&T	Howard	Nwobodo	Martin	Hartzell	Kimmel	Bell	Mims	Waxter	Goodman	Potter	Trinh
Monmouth	Howard	Nwobodo	Martin	Hartzell	Kimmel	Bell	Mims	Waxter	Goodman	Potter	Trinh
Delaware	Howard	Nwobodo	C. Smith	Hartzell	Kimmel	Bell	Mims	Waxter	Goodman	Potter	Trinh
E. Kentucky	Howard	Nwobodo	C. Smith	Harzell	Kimmel	Bell	Mims	Dawud	Goodman	Potter	Trinh

VILLANOVA SCORING DRIVES

OPP	QTR	TIME	PL/YDS/TM	RES	PLAY	OPP	QTR	TIME	PL/YDS/TM	RES	PLAY
YSU	1	8:57	6/42/2:43	FG	Gettman 42 yard field goal	HAMP	1	2:13	11/48/5:02	FG	Gettman 29 yard field goal
YSU	1	1:23	7/79/4:04	TD	Watkins 14 yard run	HAMP	2	7:11	5/26/2:06	TD	Avig 1 yard run
YSU	2	2:20	7/45/3:57	TD	Ragland 3 yard run	HAMP	3	10:06	10/52/4:54	FG	Gettman 40 yard field goal
YSU	3	10:52	4/88/2:23	TD	Watkins 29 yard run	HAMP	3	4:59	5/78/2:35	TD	Bell 4 yard run
COL	1	2:59	2/72/0:51	TD	D. Smith 71 yard reception	NCAT	1	9:23	9/56/4:42	TD	Sanchez 18 yard reception
COL	3	11:53	6/63/2:59	TD	Ragland 1 yard run	NCAT	2	11:13	11/44/5:30	FG	Gettman 33 yard field goal
COL	4	10:06	10/69/5:59	TD	D. Smith 8 yard reception	NCAT	3	10:03	9/70/4:52	TD	Watkins 13 yard run
COL	4	3:59	8/52/4:57	TD	Watkins 13 yard run	NCAT	3	5:05	5/80/3:08	TD	Watkins 12 yard run
						NCAT	4	11:22	10/51/5:38	TD	Avit 1 yard run
TOW	2	12:10	9/54/4:46	TD	Sanchez 20 yd reception	MON	1	2:19	14/73/8:36	TD	Watkins 2 yard run
TOW	3	1:16	4/80/2:31	TD	Sanchez 6 yd reception	MON	2	6:26	8/59/4:10	TD	Avit 25 yard run
MD	3	7:17	4/-8/1:20	FG	Gettman 33 yard field goal	MON	3	6:50	7/35/3:22	FG	Gettman 26 yard field goal
MD	3	4:15	6/53/3:00	TD	D. Smith 17 yard reception	MON	4	14:50	10/75/5:11	TD	Watkins 6 yard run
MD	4	10:33	11/55/5:03	FG	Gettman 37 yard field goal	MON	4	6:03	12/79/3:25	TD	D. Smith 17 yard reception
MD	4	1:11	9/80/4:14	TD	Maddocks 8 yard run	DEL	1	4:39	8/75/4:48	TD	Avit 1 yard run
LIU	1	7:55	13/84/6:55	FG	Gettman 24 yard field goal	DEL	1	2:55	—	TD	Bell 38 yard INT return
LIU	1	3:04	3/19/1:57	TD	Ragland 12 yard run	DEL	2	9:49	5/50/2:14	TD	Miles 36 yard reception
LIU	2	0:34	11/89/4:50	TD	Ragland 1 yard run	DEL	3	12:36	6/76/2:23	TD	Watkins 38 yard run
LIU	4	14:55	2/19/0:17	TD	Avit 5 yard run	DEL	4	8:41	6/41/2:00	FG	Gettman 31 yard field goal
						DEL	4	7:39	2/18/0:52	TD	Bell 6 yard run
SB	1	0:00	6/92/3:03	TD	Kopecky 26 yard reception	EKU	2	14:50	—	SAF	Safety
SB	2	3:03	6/70/2:36	TD	Avit 1 yard run	EKU	2	10:41	7/59/4:00	TD	Smith 13 yard reception
SB	3	7:08	2/26/0:42	TD	Avit 1 yard run	EKU	3	9:10	10/56/5:44	TD	Welde 5 yard reception
SB	3	3:47	3/80/1:22	TD	Avit 59 yard run	EKU	3	9:10	10/56/5:44	TD	Welde 5 yard reception
SB	4	8:40	1/72/0:11	TD	Avit 72 yard run	EKU	4	14:37	11/58/3:48	FG	Gettman 42 yard field goal
SB	4	2:26	9/64/5:05	TD	Mace 21 yard run	EKU	4	1:00	10/66/5:01	FG	Gettman 31 yard field goal
UM	4	1:50	12/66/5:11	TD	Maddocks 7 yard run						
UNH	2	11:27	10/81/4:38	TD	Kopecky 25 yard reception						
UNH	4	8:21	9/99/5:24	TD	D. Smith 19 yard reception						

VILLANOVA FOOTBALL GAME NOTES

LONG PLAYS BY THE NUMBERS

YARDS	NO.	TD
100+	0	0
90-99	0	0
80-89	0	0
70-79	3	2
60-69	1	0
50-59	4	1
40-49	4	0
30-39	13	3
20-29	51	6

LONG PLAYS BY TYPE

PLAY	NO.	TD
Rushing	23	6
Passing	29	5
Punt Returns	1	0
Kick Returns	21	0
Interceptions	2	1
Fumble Returns	0	0
Other	0	0
TOTAL	76	12

LONGEST PLAYS OF THE YEAR

RUSHING

72 David Avit vs. Stony Brook

RUSHING TOUCHDOWN

72 David Avit vs. Stony Brook

PASSING

72 Connor Watkins vs. Hampton

PASSING TOUCHDOWN

71 Connor Watkins vs. Colgate

RECEPTION

72 Jaylan Sanchez vs. Hampton

RECEIVING TOUCHDOWN

71 Devin Smith vs. Colgate

PUNT RETURN

22 Tanner Maddocks vs. Stony Brook

KICK RETURN

50 Ja'briel Mace vs. Monmouth

INTERCEPTION RETURN

38 Brendan Bell vs. Delaware

FUMBLE RETURN

18 Shane Hartzell vs. LIU

PUNT

72 Ethan Gettman vs. New Hampshire

FIELD GOAL

42 Ethan Gettman vs. Youngstown State

42 Ethan Gettman vs. Eastern Kentucky

LONGEST PLAYS OF THE YEAR (20+ YARDS)

YDS	TYPE	PLAYER	OPPONENT
72*	Rush	David Avit	Stony Brook
72	Pass	Connor Watkins to Jaylan Sanchez	Hampton
71*	Pass	Connor Watkins to Devin Smith	Colgate
65	Rush	Isaiah Ragland	Towson
59*	Rush	David Avit	Stony Brook
56	Pass	Connor Watkins to David Avit	Eastern Kentucky
55	Rush	Isaiah Ragland	North Carolina A&T
50	KR	Ja'briel Mace	Monmouth
45	Rush	Connor Watkins	Youngstown State
45	Pass	Connor Watkins to Jaylan Sanchez	LIU
42	KR	Christian Sapp	Youngstown State
40	KR	Ja'briel Mace	Monmouth
38*	INT	Brendan Bell	Delaware
38*	Rush	Connor Watkins	Delaware
37	Pass	Connor Watkins to David Avit	Monmouth
36	KR	Christian Sapp	Colgate
36*	Pass	Connor Watkins to Kenyon Miles	Delaware
35	Pass	Connor Watkins to Ja'briel Mace	Youngstown State
35	Rush	Connor Watkins	Stony Brook
34	Pass	Connor Watkins to Devin Smith	North Carolina A&T
32	Pass	Connor Watkins to Luke Daly	Stony Brook
31	Rush	Isaiah Ragland	Youngstown State
31	KR	Isaiah Wright	LIU
30	Pass	Connor Watkins to Devin Smith	New Hampshire
30	KR	Ja'briel Mace	Eastern Kentucky
29*	Rush	Connor Watkins	Youngstown State
29	KR	Ja'briel Mace	Eastern Kentucky
28	Pass	Connor Watkins to Jaylan Sanchez	Towson
28	KR	Devin Smith	Maine
27	Rush	Connor Watkins	Hampton
27	Pass	Connor Watkins to Jaylan Sanchez	Delaware
27	Rush	David Avit	Delaware
26*	Pass	Connor Watkins to Lucas Kopecky	Stony Brook
26	KR	Ja'briel Mace	Hampton
25	Pass	Connor Watkins to Jaylan Sanchez	Colgate
25	KR	Devin Smith	Maryland
25	Pass	Connor Watkins to Ja'briel Mace	LIU
25	Rush	David Avit	Stony Brook
25*	Rush	Isaiah Wright	Stony Brook
25*	Pass	Connor Watkins to Lucas Kopecky	New Hampshire
25*	Rush	David Avit	Monmouth
24	Pass	Connor Watkins to Isaiah Ragland	Maryland
24	Pass	Tanner Maddocks to Chris Colby	Maryland
24	INT	Ty Trinh	Maryland
24	KR	Devin Smith	Maine
24	Rush	Ja'briel Mace	New Hampshire
24	Pass	Connor Watkins to Lucas Kopecky	Delaware
24	Rush	David Avit	Eastern Kentucky
24	KR	Ja'briel Mace	Eastern Kentucky
23	Pass	Connor Watkins to Daniel Lopes	Youngstown State
23	Pass	Connor Watkins to Daniel Lopes	Colgate
23	Rush	Isaiah Ragland	Colgate
23	Rush	Ja'briel Mace	Maryland
23	Pass	Connor Watkins to Devin Smith	Stony Brook
23	Pass	Tanner Maddocks to Chris Colby	Maine
23	KR	Devin Smith	Maine
22	KR	Christian Sapp	Towson
22	KR	Devin Smith	Maryland
22	PR	Tanner Maddocks	Stony Brook
22	KR	Ja'briel Mace	Eastern Kentucky
21	KR	Christian Sapp	Colgate
21	KR	Christian Sapp	Towson
21*	Rush	Ja'briel Mace	Stony Brook
21	Pass	Tanner Maddocks to Eli Smith	Maine
21	Pass	Connor Watkins to David Avit	North Carolina A&T
21	Pass	Connor Watkins to Devin Smith	Delaware
20	Rush	David Avit	Youngstown State
20	Pass	Connor Watkins to Devin Smith	Colgate
20*	Pass	Connor Watkins to Jaylan Sanchez	Towson
20	KR	Devin Smith	Maryland
20	KR	Devin Smith	Maryland
20	KR	Devin Smith	Maine
20	Rush	Connor Watkins	New Hampshire
20	Pass	Connor Watkins to Devin Smith	Delaware
20	Rush	Connor Watkins	Delaware
20	Rush	David Avit	Eastern Kentucky

* denotes a touchdown

20-YARD PLUS BY PLAYER

PLAYER	NO.	TD	RUSH	REC.	KR	PR	IR	FR
D. Smith	15	1	0	5	8	0	0	0
Mace	12	1	3	2	7	0	0	0
Avit	11	3	8	3	0	0	0	0
Watkins	7	2	7	0	0	0	0	0
Sanchez	6	1	0	6	0	0	0	0
Ragland	5	0	4	1	0	0	0	0
Sapp	5	0	0	0	5	0	0	0
Kopecky	3	2	0	3	0	0	0	0
Wright	2	0	1	0	1	0	0	0
Colby	2	0	0	2	0	0	0	0
Lopes	2	0	0	2	0	0	0	0
Miles	1	1	0	1	0	0	0	0
Bell	1	1	0	0	0	0	1	0
Daly	1	0	0	1	0	0	0	0
E. Smith	1	0	0	1	0	0	0	0
Maddocks	1	0	0	0	0	1	0	0
Trinh	1	0	0	0	0	0	1	0
TOTAL	76	12	23	29	21	1	2	0

VILLANOVA FOOTBALL GAME NOTES

MISCELLANEOUS STATS

NON-OFFENSIVE TOUCHDOWNS

Player	Type	Yds	Opponent
Brendan Bell	INT	38	Delaware

POINTS OFF TURNOVERS

OPPONENT	VU TO	OPP PTS	OPP TO	VU PTS	+/-
Youngstown State	0	0	3	3	+3
at Colgate	0	0	1	0	0
Towson	2	0	0	0	0
at Maryland	0	0	2	3	+3
LIU	0	0	2	14	+14
at Stony Brook	1	7	2	7	0
at Maine	4	7	1	0	-7
New Hampshire	2	0	1	0	0
at Hampton	0	0	1	0	0
N.C. A&T	0	0	0	0	0
at Monmouth	0	0	0	0	0
Delaware	1	7	4	17	+10
Eastern Kentucky	3	7	1	0	-7
TOTAL	13	28	18	44	+16

CAREER INTERCEPTIONS

Player	INT	Return Yards	Long	TD
Ty Trinh	4	47	24	0
Tyrell Mims	4	0	0	0
Christian Sapp	3	0	0	0
Jalen Goodman	2	104	81	1
Brendan Bell	2	55	38	1
Zahmir Dawud	2	2	2	0
Isas Waxter	2	0	0	0
Shane Hartzell	1	19	19	0
Richie Kimmel	1	0	0	0
Ethan Potter	1	1	1	0

CAREER FUMBLES

Player	FF	FR	Return Yards	TD
Brendan Bell	3	4	4	0
Zahmir Dawud	1	0	0	0
Timmy Furgeson	1	3	3	0
Jalen Goodman	1	2	0	0
Jason Hall	1	0	0	0
Shane Hartzell	3	1	18	0
Richie Kimmel	1	2	1	0
Tyrell Mims	0	2	0	0
Jodan Nelson	0	1	0	0
Obinna Nwobodo	1	0	0	0
Chandon Pierre	1	0	0	0
Ethan Potter	1	2	0	0
Christian Sapp	1	0	0	0
Chuck Smith	4	2	0	0
Ty Trinh	1	2	0	0
Isas Waxter	3	1	0	0

CAREER BLOCKED KICKS

Player	Type	Opponent	Date
Brendan Bell	Punt	UAlbany	10.16.21
Brendan Bell	FG	Eastern Kentucky	11.30.24
Richie Kimmel	Punt	Delaware	11.19.22
Tyrell Mims	Punt	William & Mary	10.30.21
Obinna Nwobodo	FG	Towson	9.16.24
JR Strauss	FG	Towson	9.16.24

CAREER 100-YARD RUSHING GAMES

Player	Yds.	Att.	TD	Opp.	Date
David Avit	160	24	1	LIU	9.28.24
David Avit	183	13	4	Stony B.	10.5.24
Isaiah Ragland	126	15	0	Elon	10.14.23
Isaiah Ralgnad	141	17	0	Towson	9.16.24
Connor Watkins	130	11	2	Hampton	10.29.22
Connor Watkins	113	10	3	URI	9.23.23
Connor Watkins	125	13	0	Elon	10.14.23
Connor Watkins	107	10	2	YSU	8.29.24

CAREER 100-YARD RECEIVING GAMES

Player	Yds.	Rec.	TD	Opp.	Date
Jaylan Sanchez	128	2	0	Colgate	9.9.23
Jaylan Sanchez	158	6	2	NC A&T	10.7.23
Jaylan Sanchez	103	4	1	Stony B.	10.28.23
Jaylan Sanchez	103	5	0	Hampton	11.2.24
Devin Smith	103	4	1	S. Car. St.	10.26.23
Devin Smith	202	6	1	Richmond	11.25.23
Devin Smith	116	6	2	Colgate	9.7.24

CAREER 300-YARD PASSING GAMES

Player	Yds.	C-A-I	TD	Opp.	Date
Connor Watkins	310	8-11-0	2	Colgate	9.9.23
Connor Watkins	361	13-19-0	4	Stony B.	10.28.23

CAREER DOUBLE DIGIT TACKLE GAMES

Player	TOT	UA-A	Opp.	Date
Brendan Bell	10	5-5	Towson	11.5.22
Brendan Bell	12	9-3	Delaware	11.19.22
Brendan Bell	14	8-6	UNH	11.4.23
Brendan Bell	12	4-8	Delaware	11.18.23
Brendan Bell	11	5-6	YSU	8.29.24
Brendan Bell	10	9-1	Colgate	9.7.24
Brendan Bell	12	2-10	Towson	9.14.24
Brendan Bell	15	7-8	Stony Brook	10.5.24
Brendan Bell	13	3-10	Delaware	11.23.24
Jalen Goodman	13	10-3	URI	3.13.21
Jalen Goodman	12	10-2	Holy Cr.	12.3.21
Jalen Goodman	12	5-7	Delaware	11.19.22
Shane Hartzell	15	8-7	Richmond	10.15.22
Shane Hartzell	10	6-4	Delaware	11.19.22
Shane Hartzell	10	4-6	UNH	11.4.23
Shane Hartzell	14	7-7	YSU	12.2.23
Shane Hartzell	11	7-4	YSU	8.29.24
Shane Hartzell	11	5-6	Stony Brook	10.5.24
Shane Hartzell	20	8-12	UNH	10.26.24
Shane Hartzell	13	2-11	Delaware	11.23.24
Richie Kimmel	10	2-8	YSU	8.29.24
Richie Kimmel	10	3-7	Stony Brook	10.5.24
Kaleb Moody	10	5-5	Brown	9.22.23
Ethan Potter	11	4-7	Maine	10.1.22
Ethan Potter	11	6-5	Richmond	10.15.22
Ethan Potter	10	7-3	Maryland	9.21.24
Ethan Potter	10	6-4	Maine	10.19.24
Ty Trinh	12	7-5	UNH	11.4.23

VILLANOVA FOOTBALL GAME NOTES

DEFENSE/SPECIAL TEAMS TOUCHDOWNS

(since becoming an FCS member in 1985)

PLAY	TDs
DEFENSE (68)	
Interception Return.....	44
Fumble Return.....	18
Blocked Punt Return.....	5
Blocked Field Goal Return.....	1
SPECIAL TEAMS (17)	
Kick Return.....	15
Punt Return.....	2
TOTAL	85

LONGEST TOUCHDOWNS BY TYPE

Interception Return

100 yards by Rob Rolle on September 17, 2016 vs. Towson

Fumble Return

99 yards by Jaquan Amos on October 7, 2017 vs. Maine

Return of Blocked Punt

33 yards by Ademole Turner on September 21, 1996 vs. Fordham

Return of Blocked Field Goal

73 yards by Craig James on September 28, 2013 vs. Penn

Kick Return

100 yards by Nowoola Awopetu on November 9, 2019 vs. Richmond

Punt Return

66 yards by Poppy Livers on October 20, 2012 vs. Georgia State

DEFENSIVE/SPECIAL TEAMS TDS BY YEAR

DEFENSE

4	2000, 2016, 2017, 2019
3	2004, 2005, 2007, 2009, 2012, 2013
2	1986 1989, 1991, 1992, 1994, 1996, 1999, 2003, 2008, 2010, 2011, 2014, 2018, 2021
1	1997, 1998, 2001, 2022, 2023, 2024

SPECIAL TEAMS

2	2000, 2010
1	1996, 1997, 1998, 2001, 2002, 2003, 2004, 2007, 2008, 2009, 2012, 2017, 2019

DEFENSIVE/SPECIAL TEAMS TDS BY MONTH

August	3
September	35
October	21
November	23
December	3

DEFENSIVE/SPECIAL TEAMS TDS BY PLAYER

DEFENSIVE TOUCHDOWNS	TDs
Jaquan Amos	4
Jimmy Pitts.....	3
Ronnie Akins	2
Nowoola Awopetu	2
Brian Barajas	2
Eric Loper	2
Rob Rolle	2
Joe Sarnese	2
Jeff Steeb	2
Daryl Stewart.....	2
Danny Abraham.....	1
Darrell Adams	1
Brendan Bell	1
TD Ayo-Durojaiye	1
Rodney Badger	1
Christian Benford.....	1
Austin Calitro	1
Clarence Curry	1
Chris Curtis	1
John Dempsey	1
Curtis Eller.....	1
Brennan Erbeznik.....	1
Jalen Goodman.....	1
Sean Goodrich	1
Mike Hoffman	1
Brian Hulea	1
Keeling Hunter.....	1
Craig James	1
Gary Johnson	1
Marlon Johnson.....	1
Joe Keating	1
Salim Koroma	1
Tanoh Kpassagnon	1
Tim Kukucka	1
DeLonne Kelly	1
Kevin Long.....	1
Jason McMillion	1
Jerry Miles	1
Martel Moody.....	1
Steven Neugebauer.....	1
Osayi Osunde	1
Delmon Robertson.....	1
Bobby Rosato	1
Dan Silva	1
Kwesi Solomon.....	1
Rich Spugnardi.....	1
Terence Taylor.....	1
Elijah Trent.....	1
Ademole Turner.....	1
Ray Ventrone	1
Ross Ventrone.....	1
Curtis Waltman.....	1
Aaron Weems	1
Darrel Young	1

SPECIAL TEAMS TOUCHDOWNS

SPECIAL TEAMS TOUCHDOWNS	TDs
Brian Westbrook.....	5
Angelo Babbaro.....	3
Martin Gibson.....	3
Matt Szczur	2
Nowoola Awopetu	1
Poppy Livers.....	1
Taurus Phillips	1
Ademole Turner.....	1

VILLANOVA FOOTBALL GAME NOTES

SINGLE GAME HIGHS

INDIVIDUAL SINGLE GAME HIGHS

Category	No.	Player
Rushes	26	David Avit, Hampton
Rushing Yards	183	David Avit, Stony Brook
Rushing TDs	4	David Avit, Stony Brook
Long Rush	72	David Avit, Stony Brook
Pass Attempts	32	Connor Watkins, Monmouth
Pass Completions	20	Connor Watkins, Monmouth
Passing Yards	247	Connor Watkins, Colgate
Passing TDs	2	Connor Watkins, Colgate/Towson/UNH
Long Pass	72	Connor Watkins, Hampton
Receptions	7	Devin Smith, North Carolina A&T
Receiving Yards	116	Devin Smith, Colgate
Receiving TDs	2	D. Smith, Colgate; J. Sanchez, Towson
Long Reception	72	Jaylan Sanchez, Hampton
Field Goals	2	Ethan Gettman, Maryland/Hampton/EKU
Long Field Goal	42	Ethan Gettman, Youngstown State/EKU
Punts	7	Ethan Gettman, Hampton
Punting Average	46.0	Ethan Gettman, Youngstown State
Long Punt	72	Ethan Gettman, New Hampshire
Punts Inside 20	3	Ethan Gettman, Hampton/N.C. A&T
Long Punt Return	22	Tanner Maddocks, Stony Brook
Long Kick Return	50	Ja'briel Mace, Monmouth
Long INT Return	38	Brendan Bell, Delaware
Long FR Return	18	Shane Hartzell, LIU
Tackles	20	Shane Hartzell, New Hampshire
Tackles For Loss	4.5	Brendan Bell, New Hampshire
Sacks	2.0	Shane Hartzell, North Carolina A&T
Interceptions	1	8x

OPPONENT SINGLE GAME HIGHS

Category	No.	Player
Rushes	24	Roland Dempster, Stony Brook
Rushing Yards	150	Joshua Carter, ECU
Rushing TDs	3	Roland Dempster, Stony Brook
Long Rush	77	Joshua Carter, ECU
Pass Attempts	36	Sean Brown, Towson
Pass Completions	28	Billy Edwards Jr., Maryland
Passing Yards	358	Derek Robertson, Monmouth
Passing TDs	3	C. Peevy, Maine; D. Robertson, Monmouth
Long Pass	65	Nick Minicucci, Delaware
Receptions	14	Tai Felton, Maryland
Receiving Yards	157	Tai Felon, Maryland
Receiving TDs	1	10x
Long Reception	65	Marcus Yarns, Delaware
Field Goals	2	K. Vaughan, Towson; N. Mazzie, UNH
Long Field Goal	48	Patrick Nations, ECU
Punts	8	Taylor, Stony Brook; Starling, Hampton
Punting Average	55.0	Brendon Kilpatrick, Youngstown State
Long Punt	70	DJ Page, North Carolina A&T
Punts Inside 20	2	6x
Long Punt Return	27	Braeden Wisloski, Maryland
Long Kick Return	47	Cortez Lane, North Carolina A&T
Long INT Return	0	Vaught/Smalls, Maine; Herring, Delaware
Long FR Return	9	Ryan Toscano, New Hampshire
Tackles	11	Cole Kozlowski, Colgate
Tackles For Loss	3.0	J. Bailey/D. Baker, ECU
Sacks	2.0	3x
Interceptions	1	4x

TEAM SINGLE GAME HIGHS

Category	No.	Villanova
Rushes	53	LIU
Rushing Yards	280	Stony Brook
Yards Per Rush	8.2 (30/246)	Youngstown State
Rushing TDs	5	Stony Brook
Pass Attempts	40	Maine
Pass Completions	20	Monmouth
Passing Yards	247	Colgate
Yards Per Pass	8.8 (247/28)	Colgate
Passing TDs	2	4x
Total Plays	72	LIU
Total Offense	432	Stony Brook
Yards Per Play	7.4 (58/432)	Stony Brook
Points	42	Stony Brook
First Downs	22	LIU, North Carolina A&T
Penalties	10	LIU, Maine, ECU
Penalty Yards	104	ECU
Turnovers	4	Maine
Sacks	4	Delaware
Interceptions	2	Youngstown State, Delaware
Punts	7	Hampton
Punting Average	46.0 (3/138)	Youngstown State
Third Down Pct.	53.3% (8 of 15)	ECU
Fourth Down Pct.	100.0% (4 of 4)	Monmouth
	100.0% (2 of 2)	North Carolina A&T
	100.0% (1 of 1)	New Hampshire

OPPONENT SINGLE GAME HIGHS

Category	No.	Opponent
Rushes	45	Hampton
Rushing Yards	211	ECU
Yards Per Rush	5.7 (37/211)	ECU
Rushing TDs	3	Maryland, Stony Brook, Monmouth
Pass Attempts	42	Colgate
Pass Completions	29	Maryland
Passing Yards	358	Monmouth
Yards Per Pass	15.6 (358/23)	Monmouth
Passing TDs	3	Maine, Monmouth
Total Plays	74	Stony Brook, Delaware
Total Offense	502	Monmouth
Yards Per Play	9.7 (52/502)	Monmouth
Points	40	Monmouth
First Downs	22	Delaware
Penalties	10	ECU
Penalty Yards	89	Maryland
Turnovers	3	Youngstown State, Delaware
Sacks	7	Maine
Interceptions	2	Maine
Punts	8	Stony Brook, Hampton
Punting Average	55.0 (2/110)	Youngstown State
Third Down Pct.	70.0% (7 of 10)	Maryland
Fourth Down Pct.	100.0% (2 of 2)	Stony Brook
	100.0% (2 of 2)	Monmouth
	100.0% (1 of 1)	Towson, Maryland

VILLANOVA FOOTBALL GAME NOTES

THE LAST TIME VILLANOVA

VILLANOVA	SPAN OF GAMES	LAST TIME	VILLANOVA	SPAN OF GAMES	LAST TIME
Scoring			PASSING		
50-59	48	55 vs. Bucknell (9.11.2021)	300-399 yards	18	361, Connor Watkins vs. Stony Brook (10.28.2023)
60-69	210	63 vs. William & Mary (10.6.2007)	400+ yards	261	460, Brett Gordon vs. Delaware (11.23.2002)
70+	1,215	NEVER	40-49 attempts	47	40, Daniel Smith vs. Richmond (9.18.2021)
<10	6	7 at Maine (10.19.2024)	50+ attempts	231	54, Frank Jankowski vs. Richmond (10.8.2005)
<7	28	3 at Towson (11.5.2022)	25-29 completions	47	26, Daniel Smith vs. Richmond (9.18.2021)
Shutout by	70	0-34 vs. New Hampshire (10.27.2018)	30-39 completions	226	30, Frank Jankowski vs. JMU (11.12.2005)
Shutout by (CAA)	70	0-34 vs. New Hampshire (10.27.2018)	40+ completions	268	40, Brett Gordon vs. JMU (9.28.2002)
Shutout by (home)	70	0-34 vs. New Hampshire (10.27.2018)	3 passing TDs	16	3, Connor Watkins vs. Towson (11.11.2023)
Shutout by (road)	95	0-23 vs. Richmond (10.15.2016)	4 passing TDs	19	4, Connor Watkins vs. Stony Brook (10.28.2023)
Shutout opponent	19	21-0 vs. Elon (10.14.2023)	5 passing TDs	55	5, Daniel Smith vs. Delaware (11.23.2019)
Shutout (home)	19	21-0 vs. Elon (10.14.2023)	6 passing TDs	295	6, Chris Boden vs. Delaware (11.20.1999)
Shutout (road)	40	35-0 at Elon (11.6.2021)	Consecutive 300+	232	3 straight, Frank Jankowski (9.24 - 10.8.2005)
Shutout (CAA)	19	21-0 vs. Elon (10.14.2023)	50-59 yard pass	0	56, Connor Watkins vs. EKU (11.30.2024)
Rushing			60-69 yard pass	14	64, Connor Watkins vs. YSU (12.2.2023)
300-399 Yards	35	365 at LIU (9.10.2022)	70-79 yard pass	4	72, Connor Watkins at Hampton (11.2.2024)
400+ Yards	19	440 vs. Elon (10.14.2023)	80-89 yard pass	34	80, Connor Watkins vs. UAlbany (10.22.2022)
<100 Yards	2	93 at Monmouth (11.16.2024)	90-99 yard pass	74	90, Zach Bednarczyk vs. Bucknell (9.22.2018)
<0 Yards	219	-39 vs. Maine (10.14.2006)	100+ yard pass	1,215	NEVER
Passing			RECEIVING		
300-399 Yards	16	300 vs. Towson (11.11.2023)	100-199 yards	4	Jaylan Sanchez (103) at Hampton (11.2.2024)
400-499 Yards	232	418 vs. New Hampshire (10.1.2004)	200+ yards	55	236, Changa Hodge vs. Delaware (11.23.2019)
Total Offense			2 players 100+	24	Pringle (168), Sanchez (128) vs. Colgate (9.9.2023)
500-599 Yards	16	555 vs. Towson (11.11.2023)	3 players 100+	18	Pringle (191), Sanchez (103), Hayek (102) vs. Stony B. (10.28.2023)
600-699 Yards	74	609 vs. Bucknell (9.22.2018)	10 receptions	219	10, Duquesne May vs. Maine (10.14.2006)
700+ Yards	766	706 vs. North Carolina State (11.19.1949)	11 receptions	163	11, Matt Szczur vs. Stephen F.A. (12.4.2.2010)
<200 Yards	28	153 at Towson (11.5.2022)	12-14 receptions	272	12, Brian White vs. Rutgers (8.31.2002)
<100 Yards	401	87 vs. New Hampshire (11.3.1990)	15 receptions	313	15, Brian Westbrook vs. N' eastern (10.10.1998)
30+ first downs	55	30 vs. Delaware (11.23.2019)	16 receptions	317	16, Brian Finneran vs. Y'town State (12.6.1997)
100+ penalty yards			Consecutive 100+	16	3 straight, Rayjuon Pringle (10.28 - 11.11.2023)
2 fumbles lost	0	10-104 vs. EKU (11.30.2024)	50-59 yard catch	0	56, David Avit vs. EKU (11.30.2024)
3+ fumbles lost	21	3 at UAlbany (9.30.2023)	60-69 yard catch	14	64, Jaylan Sanchez vs. YSU (12.2.2023)
Scored a safety	0	1 vs. EKU (11.30.2024)	70-79 yard catch	4	72, Jaylan Sanchez at Hampton (11.2.2024)
Scored two safeties	139	2 vs. James Madison (11.10.2012)	80-89 yard catch	30	80, Rayjuon Pringle vs. UAlbany (10.22.2022)
Allowed a safety	30	1 vs. UAlbany (10.22.2022)	90-99 yard catch	74	90, Josh McGrigg vs. Bucknell (9.22.2018)
Forced 5 TO	49	6 at Lehigh (9.4.2021)	100+ yard catch	1,215	NEVER
Forced 6+ TO	49	6 at Lehigh (9.4.2021)	3 receiving TDs	162	3, Norman White vs. Stephen F.A. (12.4.2010)
Committed 5+ TO	21	5 at UAlbany (9.30.2023)	4 receiving TDs	32	4, Jaaron Hayek vs. Maine (10.1.2022)
4+ interceptions	49	4 at Lehigh (9.4.2021)	5 receiving TDs	558	5, Mike Siani vs. Xavier (10.30.1971)
Forced 2 fumbles	0	2 vs. EKU (11.30.2024)	SPECIAL TEAMS		
Forced 3 fumbles	43	3 vs. Rhode Island (10.23.2021)	50+ yard field goal	298	50, Casey Hannon vs. JMU (10.1.1999)
Forced 4+ fumbles	120	4 vs. Rhode Island (10.11.2014)	45-49 yard field goal	13	46, Matthew Mercurio at S. Dak. St. (12.9.2023)
Recovered 2 fumbles	1	0 vs. Delaware (11.23.2024)	40-44 yard field goal	0	42, Ethan Gettman vs. EKU (11.30.2024)
Recovered 3+ fumbles	43	3 vs. Rhode Island (10.23.2021)	Made 3+ field goals	20	3, Matthew Mercurio at N.C. A&T (10.7.2023)
2+ defensive TDs	69	2 INT returns vs. Richmond (11.3.2018)	Made 7+ PATs	48	7, William Bartel vs. Bucknell (9.11.2021)
Defense/ST TDs	86	2 INT returns/1 PR vs. Lafayette (9.16.2017)	Missed PAT	18	1, Matthew Mercurio vs. Stony Brook (10.28.2023)
Consecutive games non-off. TD	64	3 straight, vs. Colgate/Lehigh/Bucknell (8.24 - 9.14.2019)	70+ yard punt	5	72, Ethan Gettman vs. UNH (10.26.2024)
5 total TD's in a game	1	5 vs. Delaware (11.23.2024)	60-69 yard punt	12	62, Ethan Gettman vs. YSU (8.29.2024)
6 total TD's in a game	7	6 at Stony Brook (10.5.2024)	Kickoff return TD	57	100, Nowoola Awopetu vs. Richmond (11.9.2019)
7+ total TD's in a game	18	7 vs. Stony Brook (10.28.2023)	Punt return TD	44	15, TD Ayo-Durojaiye at UAlbany (10.16.2021)
Recovered inside kick	9	at Maryland (9.21.2024)	2+ kick return TD	1,215	NEVER
Defensive 2-point conv.	345	vs. William & Mary (10.28.1995)	Start game kick return TD	57	100, Nowoola Awopetu vs. Richmond (11.9.2019)
Walk-Off Win	30	vs. UAlbany (10.22.2022)	Consecutive games non-off. TD	??	Has not happened since FB reinstated in 1985
Walk-Off Loss	71	at Maine (10.6.2018)	2-point conversion	2	Connor Watkins (rush [2x]) vs. Monmouth (11.16.2024)
RUSHING			Blocked a PAT	22	John Rhodan vs. Rhode Island (9.23.2023)
100-199	7	183, David Avit at Stony Brook (10.5.2024)	Blocked a FG	0	Brendan Bell vs. EKU (11.30.2024)
200-299	130	214, John Robertson vs. Maine (10.26.2013)	Blocked a punt	26	Richie Kimmel vs. Delaware (11.19.22)
300+	1,215	NEVER	TD on blocked FG	134	73, Craig James vs. Stony Brook (9.28.2013)
2 players 100+	19	Ragland (126), Watkins (125) vs. Elon (10.14.2023)	TD on blocked punt	43	TD Ayo-Durojaiye at UAlbany (10.16.2021)
30+ attempts	126	34, John Robertson vs. Syracuse (8.29.2014)	DEFENSE		
Consecutive 100+	7	2 straight, David Avit (9.28 - 10.5.2022)	10-14 tackles	1	13, Brendan Bell vs. Delaware (11.23.2024)
Consecutive 200+	130	2 straight, John Robertson (10.19 - 10.26.2013)	15-19 tackles	7	13, Shane Hartzell vs. Delaware (11.23.2024)
50-59 yard rush	3	55, Isaiah Ragland vs. N.C. A&T (11.9.2024)	20+ tackles	5	15, Brendan Bell at Stony Brook (10.5.2024)
60-69 yard rush	10	65, Isaiah Ragland vs. Towson (9.14.2024)	5+ TFL	199	20, Shane Hartzell vs. UNH (10.26.2024)
70-79 yard rush	7	72, David Avit at Stony Brook (10.5.2024)	3+ sacks	94	5.5, Greg Miller vs. Richmond (9.27.2008)
80-89 yard rush	40	83, Justin Covington vs. Stony Brook (11.13.2021)	2+ interceptions	48	3.5, Ed Shockley vs. UAlbany (10.22.2016)
90-99 yard rush	417	90, Mike Jones vs. Columbia (9.23.1989)	3+ fumble recoveries	244	Christian Benford vs. Bucknell (9.11.2021)
100+ yard rush	1,152	110, John Powers vs. Fordham (10.15.1902)	2 fumble recoveries	69	3, Darrell Adams vs. James Madison (9.17.2004)
3 rushing TDs	19	3, TD Ayo-Durojaiye vs. Elon (10.14.2023)	INT return TD	0	2, Chucky Smith vs. Richmond (11.3.2018)
4 rushing TDs	7	4, David Avit at Stony Brook (10.5.2024)	2 INT return TDs	69	1, Brendan Bell vs. Delaware (11.23.2024)
			Fumble return TD	83	Nowoola Awopetu vs. Richmond (11.3.2018)
					Jaquan Amos vs. Maine (10.7.2017)
			OFF/DEF TD	1	Brendan Bell vs. Delaware (11.23.2024)

VILLANOVA FOOTBALL GAME NOTES

THE LAST TIME THE OPPONENT

OPPONENT	SPAN OF GAMES	LAST TIME	OPPONENT	SPAN OF GAMES	LAST TIME
Scoring			RECEIVING		
50-59	241	51 by New Hampshire (10.2.2004)	100-199 yards	2	120 by TJ Speight, Monmouth (11.16.2024)
60-69	1,031	62 by Army (11.15.1919)	200+ yards	82	205 by Korte Weeks, Elon (10.28.2017)
70-79	1,080	71 by Penn State (11.9.1912)	3 players 100+	54	Turner (173), Schwebel (119), Conner (102), SELA (11.30.2019)
80+	817	83 by Army (11.4.1944)	2 players 100+	46	Washington (148), Dotson (117), Penn State (9.25.2021)
<10	3	3 by North Carolina A&T (11.9.2024)	10+ receptions	9	14 by Tai Felton, Maryland (9.21.2024)
<7	3	3 by North Carolina A&T (11.9.2024)	50-59 yard catch	2	59 by Gavin Neson, Monmouth (11.16.2024)
Rushing			60-69 yard catch	1	65 by Marcus Yarns, Delaware (11.23.2024)
300+ Yards	28	371 by William & Mary (11.12.2022)	70-79 yard catch	73	76 by Shane Leatherbury, Towson (9.15.2018)
400+ Yards	45	472 by Army West Point (9.17.2022)	80-89 yard catch	44	83 by KeAndre Lambert-Smith, Penn State (9.25.2021)
<100 Yards	8	96 by LIU (9.28.2024)	90-99 yard catch	176	98 by Cameron Dohse, W&M (12.11.2009)
<0 Yards	48	-12 by Lehigh (9.4.2021)	100+ yard catch	1,215	NEVER
Passing			3+ touchdowns	232	3 by David Ball, UNH (10.1.2005)
300-399 Yards	2	358 by Monmouth (11.16.2024)	SPECIAL TEAMS		
400-499 Yards	46	429 by Penn State (9.25.2021)	50+ yard field goal	72	52 by Kenny Doak, Maine (10.6.2018)
500-599 Yards	54	508 by Southeastern La. (11.30.2019)	40-49 yard field goal	0	48 by Patrick Nations, ECU (11.30.2024)
Total Offense			Made 3 field goals	59	3 by Nick Courtney, Stony B. (10.26.19)
500-599 Yards	2	502 by Monmouth (11.16.2024)	Made 4+ field goals	150	4 by Sean Baner, Delaware (11.19.2011)
600-699 Yards	23	600 by UCF (9.16.2023)	Made 7+ PATs	33	7 by Vincenzo Rea, Monmouth (9.24.2022)
700+ Yards	423	708 by New Hampshire (11.5.1988)	Missed PAT	2	1 by Michael Calton Jr, Monmouth (11.16.2024)
<200 Yards	3	169 by North Carolina A&T (11.9.2024)	70+ yard punt	3	70 by D.J. Page, N.C. A&T (11.9.2024)
<100 Yards	19	99 by Elon (10.14.2023)	60-69 yard punt	7	62 by Clayton Taylor, Stony Brook (10.5.2024)
30+ first downs	23	31 by UCF (9.16.2023)	Kickoff return TD	20	94 by Taymon Cooke, N.C. A&T (10.7.2023)
100+ penalty yards	30	115 by UAlbany (10.22.2022)	Punt return TD	13	45 by Matthew Durrance, S. D. St. (12.9.2023)
2 fumbles lost	1	2 by Delaware (11.23.2024)	2 Punt Return TDs	71	89/81 by D'Angelo Amos, JMU (10.13.2018)
3+ fumbles lost	43	3 by Rhode Island (10.23.2021)	2+ kick return TD	??	Believed to be never based on available data
Scored a safety	30	1 by UAlbany (10.22.2022)	Start game kick return TD	102	98 by Brandon Ravenel, JMU (11.21.2015)
4+ interceptions	42	4 by William & Mary (10.30.2021)	Recovered onside kick	17	New Hampshire (11.4.2023)
Forced 2 fumbles	5	2 by New Hampshire (10.26.2024)	2-point conversion	6	Mason Gilbert, Maine (10.19.2024)
Forced 3 fumbles	2	3 by North Carolina A&T (10.7.2023)	Blocked a PAT	18	Jalen Hoyle, Stony Brook (10.28.2023)
Forced 4+ fumbles	21	5 by UAlbany (9.30.2023)	Blocked a FG	6	John Costanza, Maine (10.19.2024)
2 non-offensive TDs	73	2 punt returns by JMU (10.13.2018)	Blocked a punt	13	Matthew Durrance, S. Dak. St. (12.9.2023)
2 defensive TDs	102	2 (IR/FR) by JMU (11.21.2015)	TD on blocked FG	6	70 by Devin Vaught, Maine (10.19.2024)
Defense/ST TDs	102	3 (KOR/IR/FR) by JMU (11.21.2015)	TD on blocked punt	13	45 by Matthew Durrance, S. D. St. (12.9.2023)
Offense/ST TDs	102	2 by Brandon Ravenel (KOR, receiving), JMU (11.21.2015)	DEFENSE		
3+ TD's in a game	5	3 by Sone Ntoh, Monmouth (11.16.2024)	10-14 tackles	0	10 by Maddox Marcellus, ECU (11.30.2024)
RUSHING			15+ tackles	34	15 by Antwan Spencer, LIU (9.10.2022)
100-199	0	150 by Joshua Carter, ECU (11.30.2024)	5+ TFL	58	5.0 by John Daka, JMU (10.12.2019)
200-299	33	211 by Jaden Shirden, Monmouth (9.24.2022)	3+ sacks	21	3.0 by A.J. Simon, UAlbany (9.30.2023)
300+	1,215	NEVER	2+ interceptions	34	3 by Victor Nelson Jr., LIU (9.10.2022)
2 players 100+	138	Maysonet (160), Coker (107), Stony B. (11.24.2012)	3 interceptions	34	3 by Victor Nelson Jr., LIU (9.10.2022)
30+ attempts	92	33 by Khalid Abdullah, JMU (11.12.2016)	2+ fumble recoveries	42	2 by Semaj Brown, UAlbany (10.16.2021)
50-59 yard rush	27	55 by Darius Wilson, W&M (11.12.2022)	INT return TD	58	MJ Hampton, JMU (10.12.2019)
60-69 yard rush	13	66 by Isaiah Davis, S. Dak. St. (12.9.2023)	Fumble return TD	73	Troy Vincent, Towson (9.15.2018)
70-79 yard rush	0	77 by Joshua Carter, ECU (11.30.2024)			
80-89 yard rush	229	85 by Jayson Davis, URI (10.22.2005)			
90+ yard rush	251	95 by Wendall Williams, URI (10.11.2003)			
3 rushing TDs	7	3 by Roland Dempster, Stony Brook (10.5.2024)			
4 rushing TDs	52	4 by Kevin Brown Jr., URI (3.13.2021)			
PASSING					
300-399 yards	2	358 by Derek Robertson, Monmouth (11.16.2024)			
400-499 yards	46	401 by Sean Clifford, Penn St. (9.25.2021)			
500+ yards	281	538 by Ricky Santos, UNH (10.2.2004)			
40-49 attempts	14	44 by Mitch Davidson, YSU (12.2.2023)			
50+ attempts	26	59 by Nolan Henderson, Delaware (11.19.2022)			
30-39 completions	26	37 by Nolan Henderson, Delaware (11.19.2022)			
40+ completions	179	42 by Pat Devlin, Delaware (11.21.2009)			
3 passing TDs	2	3 by Derek Robertson, Monmouth (11.16.2024)			
4 passing TDs	46	4 by Sean Clifford, Penn State (9.25.2021)			
5 passing TDs	201	5 by Pat White, West Virginia (8.30.2008)			
6 passing TDs	241	6 by Ricky Santos, UNH (10.2.2004)			
50-59 yard pass	2	59 by Derek Robertson, Monmouth (11.16.2024)			
60-69 yard pass	1	65 by Nick Minicucci, Delaware (11.23.2024)			
70-79 yard pass	74	76 by Tom Flacco, Towson (9.15.2018)			
80-89 yard pass	46	83 by Sean Clifford, Penn State (9.25.2021)			
90-99 yard pass	176	98 by R.J. Archer, W&M (12.11.2009)			
100+ yard pass	1,215	NEVER			

VILLANOVA FOOTBALL GAME NOTES

CAREER HIGHS

TEMI AJIROTUTU

Tackles 1 at UCF (9.16.23)

DAVID AVIT

Points 24 at Stony Brook (10.5.24)
 Touchdowns 6 at Stony Brook (10.5.24)
 Rush Attempts 26 at Hampton (11.2.24)
 Rushing Yards 183 at Stony Brook (10.5.24)
 Rushing Touchdowns 4 at Stony Brook (10.5.24)
 Long Rush 72 at Stony Brook (10.5.24)
 Receptions 3 at Monmouth (11.16.24)
 3 vs. Delaware (11.23.24)
 Receiving Yards 75 vs. ECU (11.30.24)
 Long Reception 56 vs. ECU (11.30.24)
 Total Offense — Plays 26 at Hampton (11.2.24)
 Total Offense — Yards 183 at Stony Brook (10.5.24)
 All-Purpose Yards 183 at Stony Brook (10.5.24)

BRENDAN BELL

Points 12 vs. Delaware (11.23.24)
 Touchdowns 2 vs. Delaware (11.23.24)
 Rush Attempts 1 at Hampton (11.2.24)
 1 vs. Delaware (11.23.24)
 Rushing Yards 6 vs. Delaware (11.23.24)
 Rushing Touchdowns 1 at Hampton (11.2.24)
 1 vs. Delaware (11.23.24)
 Long Rush 6 vs. Delaware (11.23.24)
 Receptions 1 vs. N.C. A&T (11.9.24)
 Receiving Yards 0 vs. N.C. A&T (11.9.24)
 Long Reception 0 vs. N.C. A&T (11.9.24)
 Total Offense - Plays 1 at Hampton (11.2.24)
 1 vs. Delaware (11.23.24)
 Total Offense - Yards 6 vs. Delaware (11.23.24)
 All-Purpose Yards 44 vs. Delaware (11.23.24)
 Interceptions 1 at New Hampshire (11.4.23)
 1 vs. Delaware (11.23.24)
 Long INT Return 38 vs. Delaware (11.23.24)
 INT Return TDs 1 vs. Delaware (11.23.24)
 Punt Returns 1 at UAlbany (10.16.21)
 Punt Return Yards 28 at UAlbany (10.16.21)
 Long Punt Return 28 at UAlbany (10.16.21)
 Tackles 15 at Stony Brook (10.5.24)
 Tackles For Loss 4.5 vs. UNH (10.26.24)
 Sacks 1.0, 5x
 Pass Breakups 1, 9x
 Forced Fumbles 1 at New Hampshire (11.4.23)
 1 at South Dakota St. (12.9.23)
 1 vs. UNH (10.26.24)
 Fumble Recoveries 1, 4x
 Quarterback Hurries 3 vs. YSU (12.2.23)
 Blocked Kicks (FG) 1 vs. ECU (11.30.24)
 Blocked Kicks (Punt) 1 at UAlbany (10.16.21)

MICHAEL BENINCASA

Rush Attempts 1 at Juniata (10.15.22)
 Rushing Yards 8 at Juniata (10.15.22)
 Long Rush 8 at Juniata (10.15.22)
 Pass Attempts 1 at McDaniel (9.17.22)
 Total Offense - Plays 1 at McDaniel (9.17.22)
 1 at Juniata (10.15.22)
 Total Offense - Yards 8 at Juniata (10.15.22)
 All-Purpose Yards 8 at Juniata (10.15.22)

DAMILL BOSTIC

Tackles 1 at Colgate (9.7.24)

ETHAN CARR

Pass Attempts 1 at William & Mary (11.12.22)
 Total Offense - Plays 1 at W&M (11.12.22)

NOLAN CLAYTON

Receptions 1 at Colgate (9.7.24)
 1 vs. UNH (10.26.24)
 1 at Hampton (11.2.24)
 Receiving Yards 15 at Colgate (9.7.24)
 Long Reception 15 at Colgate (9.7.24)
 Kickoff Returns 1 vs. UNH (10.26.24)
 Kickoff Return Yards 11 vs. UNH (10.26.24)
 Long Kickoff Return 11 vs. UNH (10.26.24)
 All-Purpose Yards 15 at Colgate (9.7.24)

CHRIS COLBY

Receptions 4 at Monmouth (11.16.24)
 Receiving Yards 56 at Monmouth (11.16.24)
 Long Reception 24 at Maryland (9.21.24)
 All-Purpose Yards 56 at Monmouth (11.16.24)

LUKE DALY

Receptions 2 vs. Towson (9.14.24)
 Receiving Yards 45 vs. YSU (12.2.23)
 Long Reception 45 vs. YSU (12.2.23)
 All-Purpose Yards 45 vs. YSU (12.2.23)

ZAHMIR DAWUD

All-Purpose Yards 2 vs. YSU (8.29.24)
 Interceptions 1 vs. YSU (8.29.24)
 1 at Stony Brook (10.5.24)
 Long INT Return 2 vs. YSU (8.29.24)
 Tackles 7 vs. ECU (11.30.24)
 Tackles For Loss 1.0 at Colgate (9.7.24)
 1.0 at Hampton (11.2.24)
 1.0 vs. ECU (11.30.24)
 Forced Fumbles 1 vs. YSU (8.29.24)
 Pass Breakups 1 vs. Stony Brook (10.28.23)

NEWTON ESSIEM

Tackles 2 at Stony Brook (10.5.24)
 Pass Breakups 1 vs. Delaware (11.23.24)

KYLE FAY

Tackles 1 vs. UNH (10.26.24)

TIMMY FURGESON

All-Purpose Yards 3 vs. LIU (9.28.24)
 Tackles 8 at Army West Point (9.17.22)
 Tackles For Loss 1.0 vs. Rhode Island (3.13.21)
 1.0 at Maine (4.3.21)
 Sacks 1.0 vs. Rhode Island (3.13.21)
 1.0 at Maine (4.3.21)
 Forced Fumbles 1 at Maine (4.3.21)
 Fumble Recoveries 1 vs. Monmouth (9.24.22)
 1 vs. LIU (9.28.24)
 1 at Stony Brook (10.5.24)
 Long Fumble Return 3 vs. LIU (9.28.24)
 Quarterback Hurries 1 vs. Bucknell (9.11.21)

ETHAN GETTMAN

Points 13 vs. Campbell (11.5.22)
 Points by Kicking 13 vs. Campbell (11.5.22)
 PATs Made 8 vs. Southern Conn. St. (10.8.22)
 PATs Attempted 8 vs. Southern Conn. St. (10.8.22)
 Field Goals Made 3 vs. Char. So. (10.15.22)
 3 vs. Campbell (11.5.22)
 3 at Princeton (9.23.23)
 Field Goals Attempted 4 vs. Char. So. (10.15.22)
 Long Field Goal 56 vs. Campbell (11.5.22)
 Rush Attempts 1 at UNLV (9.2.23)
 Rushing Yards -23 at UNLV (9.2.23)
 Total Offense — Plays 1 at UNLV (9.2.23)
 Total Offense — Yards -23 at UNLV (9.2.23)
 Punts 7 at Hampton (11.2.24)
 Punting Yards 314 at Hampton (11.2.24)
 Long Punt 82 vs. Saint Francis (Pa.) (10.16.21)
 Kickoffs 9 vs. Southern Conn. St. (10.8.22)
 9 vs. Campbell (11.5.22)
 Kickoff Yards 578 vs. Southern Conn. St. (10.8.22)
 Kickoff Average 65.7 (7 KO) at Holy Cross (11.12.22)
 Touchbacks 7 vs. Southern Conn. St. (10.8.22)
 Tackles 1 vs. N.C. A&T (11.9.24)

JULIAN GLANTZ

Rush Attempts 2 vs. Stony Brook (10.28.23)
 Rushing Yards 9 at Maine (10.1.22)
 Long Rush 9 at Maine (10.1.22)
 Receptions 1 vs. Stony Brook (10.28.23)
 Receiving Yards -3 vs. Stony Brook (10.28.23)
 Long Reception -3 vs. Stony Brook (10.28.23)
 Total Offense - Plays 2 vs. Stony Brook (10.28.23)
 Total Offense 9 at Maine (10.1.22)
 Kickoff Returns 1 at Monmouth (11.16.24)
 Kickoff Return Yards 17 at Monmouth (11.16.24)
 Long Kickoff Return 17 at Monmouth (11.16.24)
 All-Purpose Yards 17 at Monmouth (11.16.24)
 Tackles 1, 6x

JALEN GOODMAN

Points 6 at Maine (10.1.22)
 Touchdowns 6 at Maine (10.1.22)
 All-Purpose Yards 81 vs. Rhode Island (9.23.23)
 Interceptions 1 at Maine (10.1.22)
 1 vs. Rhode Island (9.23.23)
 Long INT Return 81 vs. Rhode Island (9.23.23)
 INT Return TDs 1 at Maine (10.1.22)
 Tackles 13 vs. Rhode Island (3.13.21)
 Tackles For Loss 1.5 vs. Bucknell (9.11.21)
 Forced Fumbles 1 at Maine (4.3.21)
 1 vs. Monmouth (9.24.22)
 Fumble Recoveries 1 vs. Rhode Island (9.23.23)
 1 at South Dakota State (12.9.23)
 Pass Breakups 2 at Southeastern La. (11.30.19)
 2 vs. ECU (11.30.24)
 Quarterback Hurries 1 at Elon (11.6.21)

JASON HALL

Kickoff Returns 1 vs. Towson (11.11.23)
 Kickoff Return Yards 0 vs. Towson (11.11.23)
 Long Kickoff Return 0 vs. Towson (11.11.23)
 Tackles 2 vs. ECU (11.30.24)
 Tackles For Loss 1.0 vs. ECU (11.30.24)

VILLANOVA FOOTBALL GAME NOTES

CAREER HIGHS

SHANE HARTZELL

All-Purpose Yards 19 at New Hampshire (11.4.23)
 Interceptions 1 at New Hampshire (11.4.23)
 Long INT Return 19 at New Hampshire (11.4.23)
 Tackles 20 vs. UNH (10.26.24)
 Tackles For Loss 2.0, 5x
 Sacks 2.0 vs. N.C. A&T (11.9.24)
 Forced Fumbles 1 at LIU (9.10.22)
 1 at Maryland (9.21.24)
 1 vs. Delaware (11.23.24)
 Fumble Recoveries 1 vs. LIU (9.28.24)
 Long Fumble Return 18 vs. LIU (9.28.24)
 Pass Breakups 1, 4x
 Quarterback Hurries 3 vs. YSU (12.2.23)
 3 vs. Delaware (11.23.24)

ANTHONY HAWKINS

Tackles 1 at Hampton (11.2.24)
 1 vs. N.C. A&T (11.9.24)

NATE HILL

Receptions 1 vs. Rhode Island (9.23.23)
 1 at Maryland (9.21.24)
 Receiving Yards 6 vs. Rhode Island (9.23.23)
 6 at Maryland (9.21.24)
 Long Reception 6 vs. Rhode Island (9.23.23)
 6 at Maryland (9.21.24)
 All-Purpose Yards 6 vs. Rhode Island (9.23.23)
 6 at Maryland (9.21.24)

AYDEN HOWARD

Tackles 6 at Maryland (9.21.24)
 6 vs. Delaware (11.23.24)
 Tackles For Loss 1.5 at Lehigh (9.2.23)
 Sacks 1.0 vs. YSU (8.29.24)
 Pass Breakups 1 vs. Towson (11.11.23)
 1 at Colgate (9.7.24)
 Quarterback Hurries 1, 4x

TURNER INGE

Tackles 6 at Maine (10.19.24)
 Tackles For Loss 2.0 vs. Rhode Island (9.23.23)
 Sacks 1.0 vs. Stony Brook (10.28.23)

ANTONIO JOHNSON

Points 6 vs. Colgate (9.9.23)
 Touchdowns 1 vs. Colgate (9.9.23)
 Receptions 2 at Lehigh (9.2.23)
 2 vs. Elon (10.14.23)
 2 vs. Youngstown St. (12.2.23)
 Receiving Yards 40 vs. Youngstown St. (12.2.23)
 Receiving Touchdowns 1 vs. Colgate (9.9.23)
 Long Reception 34 vs. Youngstown St. (12.2.23)
 All-Purpose Yards 40 vs. Youngstown St. (12.2.23)
 Tackles 1 at UCF (9.16.23)

COLIN KENNEDY

Tackles 3 vs. Stony Brook (10.28.23)

MIKE KENNEDY

Tackles 2 at Hampton (11.2.24)

RICHIE KIMMEL

Punt Returns 1 vs. Delaware (11.19.22)
 Punt Return Yards 16 vs. Delaware (11.19.22)
 Long Punt Return 16 vs. Delaware (11.19.22)
 All-Purpose Yards 16 vs. Delaware (11.19.22)
 Interceptions 1 vs. YSU (8.29.24)
 Long INT Return 0 vs. YSU (8.29.24)
 Tackles 10 vs. YSU (8.29.24)
 10 at Stony Brook (10.5.24)
 Tackles For Loss 1.5 at New Hampshire (11.4.23)
 Sacks 1.0 vs. Delaware (11.23.24)
 Forced Fumbles 1 vs. EKU (11.30.24)
 Fumble Recoveries 1 at Lehigh (9.2.23)
 1 vs. YSU (8.29.24)
 Long Fumble Return 1 vs. YSU (8.29.24)
 Pass Breakups 2 vs. LIU (9.28.24)
 Quarterback Hurries 1, 4x
 Blocked Kicks (Punt) 1 vs. Delaware (11.19.22)

LUCAS KOPECKY

Points 6 at Stony Brook (10.5.24)
 6 vs. UNH (10.26.24)
 Touchdowns 1 at Stony Brook (10.5.24)
 1 vs. UNH (10.26.24)
 Receptions 6 vs. EKU (11.30.24)
 Receiving Yards 51 vs. EKU (11.30.24)
 Receiving Touchdowns 1 at Stony Brook (10.5.24)
 1 vs. UNH (10.26.24)
 Long Reception 26 at Stony Brook (10.5.24)
 All-Purpose Yards 43 at Maine (10.19.24)

DALE LAW

Tackles 1 at Lehigh (9.2.23)
 1 vs. Stony Brook (10.28.23)

DANIEL LOPES

Points 6 at William & Mary (11.12.22)
 Touchdowns 1 at William & Mary (11.12.22)
 Receptions 3 at Colgate (9.7.24)
 Receiving Yards 42 at William & Mary (11.12.22)
 Receiving Touchdowns 1 at W&M (11.12.22)
 Long Reception 39 at William & Mary (11.12.22)
 All-Purpose Yards 39 at William & Mary (11.12.22)
 Tackles 1 at Lehigh (9.2.23)

JA'BRIEL MACE

Points 6 at Stony Brook (10.5.24)
 Touchdowns 1 at Stony Brook (10.5.24)
 Rush Attempts 13 vs. Towson (11.11.23)
 13 at Stony Brook (10.5.24)
 Rushing Yards 76 vs. Towson (11.11.23)
 Rushing Touchdowns 1 at Stony Brook (10.5.24)
 Long Rush 28 vs. Towson (11.11.23)
 Receptions 2 at Colgate (9.7.24)
 2 at Maine (10.19.24)
 Receiving Yards 35 vs. YSU (8.29.24)
 Long Reception 35 vs. YSU (8.29.24)
 Total Offense - Plays 13 vs. Towson (11.11.23)
 13 at Stony Brook (10.5.24)
 Total Offense - Yards 76 vs. Towson (11.11.23)
 Kickoff Returns 4 vs. EKU (11.30.24)
 Kickoff Return Yards 105 vs. EKU (11.30.24)
 Long Kickoff Return 50 at Monmouth (11.16.24)
 All-Purpose Yards 109 vs. EKU (11.30.24)

TANNER MADDOCKS

Points 6 at Maryland (9.21.24)
 6 at Maine (10.19.24)
 Touchdowns 1 at Maryland (9.21.24)
 1 at Maine (10.19.24)
 Rush Attempts 4 at Maine (10.19.24)
 Rushing Yards 12 vs. Stony Brook (10.28.23)
 Rushing Touchdowns 1 at Maryland (9.21.24)
 1 at Maine (10.19.24)
 Long Rush 17 at Maine (10.19.24)
 Pass Attempts 9 at Maine (10.19.24)
 Pass Completions 4 vs. Stony Brook (10.28.23)
 4 at Maryland (9.21.24)
 4 at Maine (10.19.24)
 Passing Yards 62 at Maine (10.19.24)
 Long Pass 40 vs. Stony Brook (10.28.23)
 Total Offense - Plays 13 at Maine (10.19.24)
 Total Offense - Yards 71 at Maine (10.19.24)
 Punt Returns 3 at Hampton (11.2.24)
 Punt Return Yards 29 at Hampton (11.2.24)
 Long Punt Return 22 at Stony Brook (10.5.24)
 All-Purpose Yards 29 at Hampton (11.2.24)

CAPRI MARTIN

Tackles 5 vs. Stony Brook (10.28.23)
 5 vs. Towson (9.14.24)
 Tackles For Loss 1.0 vs. Towson (9.14.24)
 1.0 at Stony Brook (10.5.24)
 1.0 at Monmouth (11.16.24)
 Sacks 1.0 vs. Towson (9.14.24)
 Forced Fumbles 1 vs. Towson (9.14.24)
 Quarterback Hurries 1, 4x

NIGEL MCSWEEN

Tackles 6 at Hampton (11.2.24)
 Tackles For Loss 1.0 vs. Towson (9.14.24)
 1.0 at Stony Brook (10.5.24)
 1.0 vs. Delaware (11.23.24)
 Sacks 1.0 vs. Towson (9.14.24)
 1.0 at Stony Brook (10.5.24)
 1.0 vs. Delaware (11.23.24)
 Pass Breakups 1 at Stony Brook (10.5.24)
 Quarterback Hurries 2 at Stony Brook (10.5.24)

KENYON MILES

Points 6 vs. Delaware (11.23.24)
 Touchdowns 1 vs. Delaware (11.23.24)
 Receptions 2, 4x
 Receiving Yards 36 vs. Delaware (11.23.24)
 Receiving Touchdowns 1 vs. Delaware (11.23.24)
 Long Reception 36 vs. Delaware (11.23.24)
 All-Purpose Yards 36 vs. Delaware (11.23.24)

VILLANOVA FOOTBALL GAME NOTES

CAREER HIGHS

TYRELL MIMS

All-Purpose Yards	0 at LIU (9.10.22)
	0 vs. UAlbany (10.22.22)
	0 at Lehigh (9.2.23)
Interceptions	1, 4x
Long INT Return	0 at LIU (9.10.22)
	0 vs. UAlbany (10.22.22)
	0 at Lehigh (9.2.23)
Tackles	6 vs. Richmond (10.15.22)
	6 at Lehigh (9.2.23)
	6 vs. Stony Brook (10.28.23)
Tackles For Loss	1.0, 5x
Sacks	1.0 at N.C. A&T (10.7.23)
Fumble Recoveries	1 at Army West Point (9.17.22)
	1 at Towson (11.5.22)
Pass Breakups	2 vs. UAlbany (10.22.22)
	2 vs. Delaware (11.19.22)
Quarterback Hurries	1 at LIU (9.10.22)
Blocked Kicks (Punt)	1 vs. William & Mary (10.30.21)

KALEB MOODY

Points	6 at Columbia (11.4.23)
Touchdowns	1 at Columbia (11.4.23)
Punt Returns	1 at Columbia (11.4.23)
Punt Return Yards	24 at Columbia (11.4.23)
Long Punt Return	10 at Columbia (11.4.23)
Interceptions	2 at Columbia (11.4.23)
Long INT Return	0 at Columbia (11.4.23)
All Purpose Yards	24 at Columbia (11.4.23)
Tackles	10 vs. Brown (9.22.23)
Tackles For Loss	1.5 vs. Dartmouth (10.28.23)
Sacks	1.0 at Dartmouth (10.28.23)
Forced Fumbles	1 vs. Dartmouth (10.28.23)
Pass Breakups	2 vs. St. Thomas (Minn.) (9.16.23)
	2 vs. Penn (11.11.23)
Blocked Kicks (Punt)	2 vs. Merrimack (9.16.22)

JAMES MOTT

Pass Attempts	3 at Lehigh (9.2.23)
Pass Completions	2 at Lehigh (9.2.23)
Passing Yards	9 at Lehigh (9.2.23)
Long Pass	6 at Lehigh (9.2.23)
Total Offense - Plays	3 at Lehigh (9.2.23)
Total Offense - Yards	9 at Lehigh (9.2.23)

DANIEL MUELLER

Kickoffs	1 at Lehigh (9.2.23)
Kickoff Yards	53 at Lehigh (9.2.23)
Kickoff Average	53.0 at Lehigh (9.2.23)

IVAN MURRAY

Tackles	1 at Maryland (9.21.24)
	1 vs. LIU (9.28.24)

JORDAN NELSON

All-Purpose Yards	0 at Delaware (11.18.23)
Interceptions	1 at Delaware (11.18.23)
Long INT Return	0 at Delaware (11.18.23)
Tackles	7 at Maine (10.19.24)
Tackles For Loss	1.5 at Maine (10.19.24)
Fumble Recoveries	1 at Maine (10.19.24)
Pass Breakups	1 vs. Towson (11.11.23)
Quarterback Hurries	2 vs. Lehigh (9.2.22)

OBINNA NWOBODO

Tackles	6 at Hampton (11.2.24)
Tackles For Loss	1.5 vs. Delaware (11.23.24)
Sacks	1.0 vs. Delaware (11.23.24)
Forced Fumbles	1 vs. Delaware (11.23.24)
Pass Breakups	1 at Monmouth (11.16.24)
	1 vs. Delaware (11.23.24)
Quarterback Hurries	1, 4x
Blocked Kicks (FG)	1 vs. Towson (9.14.24)

UGO NWOTITE

Tackles	1 vs. N.C. A&T (11.9.24)
---------	--------------------------

JOSH OLUREMI

Tackles	1, 7x
---------	-------

CHANDON PIERRE

Tackles	5 at South Dakota (10.9.21)
Tackles For Loss	1.0, 7x
Sacks	1.0 vs. Southern Illinois (2.20.21)
	1.0 at UAlbany (9.30.23)
	1.0 at N.C. A&T (10.7.23)
Forced Fumbles	1 vs. Southern Illinois (2.20.21)
Quarterback Hurries	1 vs. Missouri State (4.24.21)
	1 vs. YSU (8.29.24)
	1 vs. N.C. A&T (11.9.24)

ETHAN POTTER

Kick Returns	1, 4x
Kick Return Yards	29 vs. ECU (11.30.24)
Long Kick Return	29 vs. ECU (11.30.24)
All-Purpose Yards	29 vs. ECU (11.30.24)
Interceptions	1 vs. Holy Cross (12.3.21)
Long INT Return	1 vs. Holy Cross (12.3.21)
Tackles	11 at Maine (10.1.22)
	11 at Richmond (10.15.22)
Tackles For Loss	2.5 at Richmond (10.15.22)
Sacks	0.5 at Richmond (10.15.22)
	0.5 vs. UNH (10.26.24)

Pass Breakups	1, 12x
Forced Fumbles	1 at Towson (11.5.22)
Fumble Recoveries	1 vs. Rhode Island (10.23.21)
	1 vs. Delaware (11.23.24)

Quarterback Hurries	1, 6x
---------------------	-------

ISAIAH RAGLAND

Points	12 vs. LIU (9.28.24)
Touchdowns	2 vs. LIU (9.28.24)
Rush Attempts	17 vs. Towson (9.14.24)
Rushing Yards	141 vs. Towson (9.14.24)
Rushing Touchdowns	2 vs. LIU (9.28.24)
Long Rush	65 vs. Towson (9.14.24)
Receptions	2 at Colgate (9.7.24)
	2 at Maryland (9.21.24)
	2 vs. N.C. A&T (11.9.24)
Receiving Yards	30 at Maryland (9.21.24)
Long Reception	24 at Maryland (9.21.24)
Total Offense - Plays	17 vs. Towson (9.14.24)
Total Offense - Yards	141 vs. Towson (9.14.24)
All-Purpose Yards	141 vs. Towson (9.14.24)

GARRETT ROGAN

Tackles	1 vs. Stony Brook (10.28.23)
	1 vs. N.C. A&T (11.9.24)

JAYLAN SANCHEZ

Points	12 at N.C. A&T (10.7.23)
	12 vs. Towson (9.14.24)
	2 at N.C. A&T (10.7.23)
Touchdowns	2 vs. Towson (9.14.24)
Rush Attempts	1, 6x
Rushing Yards	16 vs. YSU (8.29.24)
Long Rush	16 vs. YSU (8.29.24)
Receptions	6 at N.C. A&T (10.7.23)
Receiving Yards	158 at N.C. A&T (10.7.23)
Receiving Touchdowns	2 at N.C. A&T (10.7.23)
	2 vs. Towson (9.14.24)
Long Reception	72 at Hampton (11.2.24)
Kickoff Returns	2 at William & Mary (11.12.22)
Kickoff Return Yards	39 at W&M (11.12.22)
Long Kickoff Return	30 vs. Hampton (10.29.22)
Total Offense — Plays	1 at W&M (11.12.22)
	1 vs. YSU (8.29.24)
	1 vs. Towson (9.14.24)
Total Offense	-9 at William & Mary (11.12.22)
All-Purpose Yards	157 at N.C. A&T (10.7.23)
Tackles	1 vs. UNH (10.26.24)
	1 vs. N.C. A&T (11.9.24)

CHRISTIAN SAPP

Kick Returns	4 vs. Towson (9.14.24)
Kick Return Yards	64 vs. Towson (9.14.24)
Long Kickoff Return	42 vs. YSU (8.29.24)
All-Purpose Yards	64 vs. Towson (9.14.24)
Interceptions	1 at New Hampshire (11.4.23)
	1 vs. Youngstown State (12.2.23)
	1 at Colgate (9.7.24)
Long INT Return	0 at New Hampshire (11.4.23)
	0 vs. Youngstown State (12.2.23)
	0 at Colgate (9.7.24)
Tackles	6 vs. Towson (9.14.24)
Tackles For Loss	1.0, 5x
Pass Breakups	1 vs. Hampton (10.29.22)
	1 vs. N.C. A&T (11.9.24)
Forced Fumbles	1 at UCF (9.16.23)

CHUCK SMITH

Tackles	8 at The Citadel (11.13.21)
Tackles For Loss	1.5 at VMI (9.23.23)
	1.5 vs. Samford (10.7.23)
Sacks	1.5 vs. Samford (10.7.23)
Pass Breakups	1 vs. Presbyterian (9.16.23)
Forced Fumbles	1, 4x
Fumble Recoveries	1 vs. Kennesaw State (9.18.21)
	1 at VMI (9.25.21)
Quarterback Hurries	2, 4x

VILLANOVA FOOTBALL GAME NOTES

CAREER HIGHS

DEVIN SMITH

Points	12, 4x
Touchdowns	2, 4x
Rush Attempts	1, 4x
Rushing Yards	6 at Stony Brook (10.5.24)
Long Rush	6 at Stony Brook (10.5.24)
Receptions	7 vs. N.C. A&T (11.9.24)
Receiving Yards	202 at Richmond (11.25.23)
Long Reception	91 at Richmond (11.25.23)
Receiving Touchdowns	2, 4x
Total Offense – Plays	1 at Stony Brook (10.5.24)
Total Offense – Yards	6 at Stony Brook (10.5.24)
Kick Returns	4 at Maryland (9.21.24)
	4 at Maine (10.19.24)
Kick Return Yards	95 at Maine (10.19.24)
Long Kick Return	30 at Howard (11.11.23)
Punt Returns	2 vs. Towson (9.14.24)
Punt Return Yards	19 vs. Towson (9.14.24)
Long Punt Return	19 vs. Towson (9.14.24)
All-Purpose Yards	220 at Richmond (11.25.23)
Tackles	1 vs. Winston-Salem (9.18.21)
	1 at South Carolina State (10.22.22)

ELI SMITH

Rush Attempts	7 at Maine (10.1.22)
	7 at William & Mary (11.12.22)
Rushing Yards	48 at William & Mary (11.12.22)
Long Rush	18 at William & Mary (11.12.22)
Receptions	1 at William & Mary (11.12.22)
	1 at Maine (10.19.24)
Receiving Yards	21 at Maine (10.19.24)
Long Reception	21 at Maine (10.19.24)
Total Offense - Plays	7 at Maine (10.1.22)
Total Offense - Yards	48 at W&M (11.12.22)
All-Purpose Yards	50 at W&M (11.12.22)

JR STRAUSS

Tackles	2 vs. Stony Brook (10.28.23)
	2 at Stony Brook (10.5.24)
Tackles For Loss	1.0 at N.C. A&T (10.7.23)
Blocked Kicks (FG)	1 vs. Towson (9.14.24)

TY TRINH

All-Purpose Yards	24 at Maryland (9.21.24)
Interceptions	1, 4x
Long INT Return	24 at Maryland (9.21.24)
Tackles	12 at New Hampshire (11.4.23)
Tackles For Loss	2.0 at N.C. A&T (10.7.23)
	2.0 at Maryland (9.21.24)
Pass Breakups	2 at UAlbany (9.30.23)
	2 vs. Elon (10.14.23)
Quarterback Hurries	1, 4x
Forced Fumbles	1 vs. Lehigh (9.2.22)
	1 vs. Delaware (11.19.22)
Fumble Recoveries	1 vs. Delaware (11.19.22)

STEPHANE VOLTAIRE

Tackles	1 at New Hampshire (11.4.23)
---------	------------------------------

CONNOR WATKINS

Points	18 vs. Rhode Island (9.23.23)
Touchdowns	3 vs. Rhode Island (9.23.23)
Rush Attempts	13, 4x
Rushing Yards	130 vs. Hampton (10.29.22)
Rushing Touchdowns	3 vs. Rhode Island (9.23.23)
Long Rush	75 vs. Hampton (10.29.22)
Pass Attempts	32 at Monmouth (11.16.24)
Pass Completions	20 at Monmouth (11.16.24)
Passing Yards	361 vs. Stony Brook (10.28.23)
Passing TDs	4 at Maine (10.1.22)
	4 vs. Stony Brook (10.28.23)
Long Pass	83 at Maine (10.1.22)
Total Offense - Plays	43 at UAlbany (9.30.23)
	43 at Monmouth (11.16.24)
Total Offense	395 vs. Stony Brook (10.28.23)
All-Purpose Yards	130 vs. Hampton (10.29.22)
Punts	8 at Penn State (9.25.21)
Punting Yards	277 at Penn State (9.25.21)
Long Punt	50 at James Madison (10.9.21)

ISAS WAXTER

All-Purpose Yards	0 vs. Colgate (9.9.23)
	0 at Delaware (11.18.23)
Tackles	7 vs. Delaware (11.23.19)
Tackles For Loss	1.0, 6x
Sacks	1.0 at Lehigh (9.4.21)
Interceptions	1 vs. Colgate (9.9.23)
	1 at Delaware (11.18.23)
	1 vs. Youngstown State (12.2.23)
Long INT Return	0 vs. Colgate (9.9.23)
	0 at Delaware (11.18.23)
	0 vs. Youngstown State (12.2.23)
Pass Breakups	2 vs. Colgate (9.9.23)
Forced Fumbles	2 at Maine (10.19.24)
Fumble Recoveries	1 at Maryland (9.21.24)
Quarterback Hurries	1 at Lehigh (9.2.23)

JAMES WELDE

Points	6 vs. ECU (11.30.24)
Touchdowns	1 vs. ECU (11.30.24)
Receptions	1 vs. ECU (11.30.24)
Receiving Yards	5 vs. ECU (11.30.24)
Receiving Touchdowns	1 vs. ECU (11.30.24)
Long Reception	5 vs. ECU (11.30.24)
All-Purpose Yards	5 vs. ECU (11.30.24)

JAYVONT WILLIAMS

Tackles	1 at South Dakota State (12.9.23)
	1 at Stony Brook (10.5.24)

ISAIAH WRIGHT

Points	6 vs. Stony Brook (10.28.23)
Touchdowns	1 vs. Stony Brook (10.28.23)
Rush Attempts	6 at Colgate (9.7.24)
Rushing Yards	31 at Stony Brook (10.5.24)
Rushing Touchdowns	1 vs. Stony Brook (10.28.23)
Long Rush	25 at Stony Brook (10.5.24)
Receptions	1 at Maine (10.19.24)
Receiving Yards	5 at Maine (10.19.24)
Long Reception	5 at Maine (10.19.24)
Total Offense – Plays	6 at Colgate (9.7.24)
Total Offense – Yards	31 at Stony Brook (10.5.24)
Kickoff Returns	1 vs. LIU (9.28.24)
Kickoff Return Yards	31 vs. LIU (9.28.24)
Long Kickoff Return	31 vs. LIU (9.28.24)
All-Purpose Yards	33 vs. LIU (9.28.24)

ION WYATT

Tackles	3 at Colgate (9.7.24)
Tackles For Loss	0.5 at Colgate (9.7.24)
Pass Breakups	1 at Lehigh (9.2.23)
	1 vs. Stony Brook (10.28.23)



2024-25 Villanova Football
Overall Team Statistics
All games

Page 1/2
as of Nov 30, 2024

Team Statistics

	VU	OPP
Scoring	317	248
Points per game	24.4	19.1
Points Off Turnovers	44	28
First Downs	240	221
Rushing	116	86
Passing	93	107
Penalty	31	28
Rushing Yardage	2126	1911
Yards gained rushing	2434	2146
Yards lost rushing	308	235
Rushing attempts	472	446
Average per rush	4.5	4.3
Average per game	163.5	147.0
TDs Rushing	26	16
Passing Yardage	2111	2219
Comp-Att-Int	172-329-4	220-361-8
Average per pass	6.4	6.1
Average per catch	12.3	10.1
Average per game	162.4	170.7
TDs Passing	13	14
Total offense	4237	4130
Total plays	801	807
Average per play	5.3	5.1
Average per game	325.9	317.7
Kick returns: #-Yards	33-728	28-566
Punt returns: #-Yards	15-116	11-59
Int returns: #-Yards	8-69	4-0
Kick return average	22.1	20.2
Punt return average	7.7	5.4
Int return average	8.6	0.0
Fumbles-Lost	12-9	16-10
Penalties-Yards	91-829	82-742
Average per game	63.8	57.1
Punts-Yards	62-2557	59-2469
Average per punt	41.2	41.8
Net punt average	39.0	38.7
Kickoffs-Yards	63-3712	54-3216
Average per kick	58.9	59.6
Net kick average	37.6	37.0
Time of possession / game	30:38	29:22
3rd-down conversion	64/164	57/167
3rd-down pct	39%	34%
4rd-down conversion	10/17	12/25



2024-25 Villanova Football
Overall Team Statistics
All games

Page 2/2
as of Nov 30, 2024

	VU	OPP
4rd-down pct	59%	48%
Sacks by-Yards	19-121	34-186
Misc Yards	0	0
Touchdowns scored	40	31
Field goals - attempts	11-17	11-18
On-Side kicks	1-2	0-1
Red-zone scores	(38-44) 86%	(28-42) 67%
Red-zone touchdowns	(30-44) 68%	(23-42) 55%
PAT-attempts	(38-38) 100%	(27-29) 93%
2-point conversion-attempts	(2-2) 100%	(1-2) 50%
Attendance	33602	57937
Games / Avg per game	7/4800	6/9656
Neutral site games	-	0/0

Score by Periods

Team	1st	2nd	3rd	4th	OT	TOT
Villanova	65	68	86	98	0	317
Opponents	82	70	59	37	0	248



2024-25 Villanova Football Individual Statistics All games

Page 1/3
as of Nov 30, 2024

Rushing

Player	gp	att	gain	loss	net	avg	td	lg	avg/g
David Avit	13	163	911	24	887	5.4	9	72	68.2
Isaiah Ragland	11	101	528	20	508	5.0	4	65	46.2
Connor Watkins	13	112	620	183	437	3.9	8	45	33.6
Ja'briel Mace	13	38	191	14	177	4.7	1	24	13.6
Isaiah Wright	11	20	80	12	68	3.4	0	25	6.2
Eli Smith	3	9	40	2	38	4.2	0	9	12.7
Tanner Maddocks	10	5	32	15	17	3.4	2	17	1.7
Brendan Bell	13	2	10	0	10	5.0	2	6	0.8
Jaylan Sanchez	13	5	16	8	8	1.6	0	16	0.6
Devin Smith	13	1	6	0	6	6.0	0	6	0.5
Team	13	16	0	30	-30	-1.9	0	0	-2.3
Total	13	472	2434	308	2126	4.5	26	72	163.5
Opponents	13	446	2146	235	1911	4.3	16	77	147.0

Passing

Player	gp	effic	comp-att-int	pct	yds	td	lg	avg/g
Connor Watkins	13	116.4	164-315-4	52.1	1999	13	72	153.8
Tanner Maddocks	10	124.3	8-14-0	57.1	112	0	24	11.2
Total	13	116.8	172-329-4	52.3	2111	13	72	162.4
Opponents	13	120.9	220-361-8	60.9	2219	14	65	170.7

Receiving

Player	gp	no.	yds	avg	td	lg	avg/g
Devin Smith	13	37	464	12.5	6	71	35.7
Jaylan Sanchez	13	33	483	14.6	3	72	37.2
Lucas Kopecky	10	24	279	11.6	2	26	27.9
Daniel Lopes	12	13	146	11.2	0	23	12.2
Kenyon Miles	9	11	109	9.9	1	36	12.1
Ja'briel Mace	13	11	130	11.8	0	35	10.0
David Avit	13	11	175	15.9	0	56	13.5
Chris Colby	10	10	141	14.1	0	24	14.1
Isaiah Ragland	11	9	69	7.7	0	24	6.3
Luke Daly	12	6	73	12.2	0	32	6.1
Brendan Bell	13	1	0	0.0	0	0	0.0
James Welde	12	1	5	5.0	1	5	0.4
Nate Hill	6	1	6	6.0	0	6	1.0
Eli Smith	3	1	21	21.0	0	21	7.0
Isaiah Wright	11	1	5	5.0	0	5	0.5
Nolan Clayton	11	1	3	3.0	0	3	0.3
Sean Brodnik	1	1	2	2.0	0	2	2.0
Total	13	172	2111	12.3	13	72	162.4
Opponents	13	220	2219	10.1	14	65	170.7

Punt Returns

Player	no.	yds	avg	td	lg
Tanner Maddocks	10	97	9.7	0	22
Devin Smith	5	19	3.8	0	19
Total	15	116	7.7	0	22
Opponents	11	59	5.4	0	27

Interceptions

Player	no.	yds	avg	td	lg
Ty Trinh	2	29	14.5	0	24
Zahmir Dawud	2	2	1.0	0	2
Brendan Bell	1	38	38.0	1	38
Richie Kimmel	1	0	0.0	0	0
Tyrell Mims	1	0	0.0	0	0
Christian Sapp	1	0	0.0	0	0
Total	8	69	8.6	1	38
Opponents	4	0	0.0	0	0

Kick Returns

Player	no.	yds	avg	td	lg
Ja'briel Mace	10	247	24.7	0	50
Devin Smith	9	190	21.1	0	28
Christian Sapp	8	174	21.8	0	42
Ethan Potter	3	58	19.3	0	29
Julian Glantz	1	17	17.0	0	17
Isaiah Wright	1	31	31.0	0	31
Nolan Clayton	1	11	11.0	0	11
Total	33	728	22.1	0	50
Opponents	28	566	20.2	0	47

Fumbles Recovered

Player	no.	yds	avg	td	lg
Shane Hartzell	1	18	18.0	0	18
Brendan Bell	3	4	1.3	0	4
Timmy Furgeson	2	3	1.5	0	3
Richie Kimmel	1	1	1.0	0	1
Isas Waxter	1	0	0.0	0	0
Jordan Nelson	1	0	0.0	0	0
Ethan Potter	1	0	0.0	0	0
Total	10	26	2.6	0	18
Opponents	9	9	1.0	0	9



2024-25 Villanova Football
Individual Statistics
All games

Page 2/3
as of Nov 30, 2024

Scoring

Player	td	fg	PAT						
			kick	rush	rcv	pass	dxp	saf	pts
Ethan Gettman	-	11-17	38-38	-	-	-	-	-	71
David Avit	9	-	-	-	-	-	-	-	54
Connor Watkins	8	-	-	2	-	-	-	-	52
Devin Smith	6	-	-	-	-	-	-	-	36
Isaiah Ragland	4	-	-	-	-	-	-	-	24
Brendan Bell	3	-	-	-	-	-	-	-	18
Jaylan Sanchez	3	-	-	-	-	-	-	-	18
Tanner Maddocks	2	-	-	-	-	-	-	-	12
Lucas Kopecky	2	-	-	-	-	-	-	-	12
James Welde	1	-	-	-	-	-	-	-	6
Kenyon Miles	1	-	-	-	-	-	-	-	6
Ja'briel Mace	1	-	-	-	-	-	-	-	6
Total	40	11-17	38-38	2	0	0	0	1	317
Opponents	31	11-18	27-29	1	0	0	0	0	248

Field Goals

Player	fg	pct.	01-19	20-29	30-39	40-49	50-99	lg	blk
Ethan Gettman	11-17	64.7	0-0	3-4	5-7	3-5	0-1	42	2
Opponents	11-18	61.1	0-0	4-5	2-6	5-7	0-0	48	3

FG Sequence

Team Name	Villanova	Opponents
Maryland	33,(33),(37)	(46)
Youngstown St.	(42),32	(27)
LIU	(24),41	(42)
Stony Brook	26	(24)
Maine	50	
Hampton	42,(29),(40)	
N.C. A&T	(33)	(34)
Monmouth	(26)	
Delaware	(31)	42
Eastern Ky.	(42),(31)	(48),26
Colgate		(39),34
Towson		(41),31,(23),48,37
New Hampshire		(21),38,(40)

Numbers in parentheses indicate field goal was made

Total Offense

Player	g	plays	rush	pass	total	avg/g
Connor Watkins	13	427	437	1999	2436	187.4
David Avit	13	163	887	0	887	68.2
Isaiah Ragland	11	101	508	0	508	46.2
Ja'briel Mace	13	38	177	0	177	13.6
Tanner Maddocks	10	19	17	112	129	12.9
Isaiah Wright	11	20	68	0	68	6.2
Eli Smith	3	9	38	0	38	12.7
Brendan Bell	13	2	10	0	10	0.8
Jaylan Sanchez	13	5	8	0	8	0.6
Devin Smith	13	1	6	0	6	0.5
Team	13	0	-30	0	-30	-2.3
Total	13	801	2126	2111	4237	325.9
Opponents	13	807	1911	2219	4130	317.7

Punting

Player	no.	yds	avg	lg	tb	fc	i20	50+	blk
Ethan Gettman	58	2441	42.1	72	4	21	16	9	0
Connor Watkins	4	116	29.0	36	0	0	4	0	0
Total	62	2557	41.2	72	4	21	20	9	0
Opponents	59	2469	41.8	70	4	19	15	11	0

Kickoffs

Player	no.	yds	avg	tb	ob	retn	net	ydln
Ethan Gettman	63	3712	58.9	22	2			
Total	63	3712	58.9	22	2	27	37.6	27
Opponents	54	3216	59.6	18	1	33	37	28



2024-25 Villanova Football
Individual Statistics
All games

Page 3/3
as of Nov 30, 2024

All Purpose

Player	g	rush	rcv	pr	kr	ir	total	avg/g
David Avit	13	887	175	0	0	0	1062	81.7
Devin Smith	13	6	464	19	190	0	679	52.2
Isaiah Ragland	11	508	69	0	0	0	577	52.5
Ja'briel Mace	13	177	130	0	247	0	554	42.6
Jaylan Sanchez	13	8	483	0	0	0	491	37.8
Connor Watkins	13	437	0	0	0	0	437	33.6
Lucas Kopecky	10	0	279	0	0	0	279	27.9
Christian Sapp	11	0	0	0	174	0	174	15.8
Daniel Lopes	12	0	146	0	0	0	146	12.2
Chris Colby	10	0	141	0	0	0	141	14.1
Tanner Maddocks	10	17	0	97	0	0	114	11.4
Kenyon Miles	9	0	109	0	0	0	109	12.1
Isaiah Wright	11	68	5	0	31	0	104	9.5
Luke Daly	12	0	73	0	0	0	73	6.1
Eli Smith	3	38	21	0	0	0	59	19.7
Ethan Potter	13	0	0	0	58	0	58	4.5
Brendan Bell	13	10	0	0	0	38	48	3.7
Ty Trinh	13	0	0	0	0	29	29	2.2
Julian Glantz	12	0	0	0	17	0	17	1.4
Nolan Clayton	11	0	3	0	11	0	14	1.3
Nate Hill	6	0	6	0	0	0	6	1.0
James Welde	12	0	5	0	0	0	5	0.4
Zahmir Dawud	13	0	0	0	0	2	2	0.2
Sean Brodnik	1	0	2	0	0	0	2	2.0
Team	13	-30	0	0	0	0	-30	-2.3
Total	13	2126	2111	116	728	69	5150	396.2
Opponents	13	1911	2219	59	566	0	4755	365.8



2024-25 Villanova Football
Overall Defense Statistics
All games

Page 1/1
as of Nov 30, 2024

Team Defense

			Tackles				Sacks	Pass defense			Fumbles		blkd	
##	Player	gp	ua	a	tot	tfl/yds	no-yds	int-yds	brup	qbh	fr-yds	ff	kick	saf
31	Shane Hartzell	13	51	61	112	9.5-34	5-23	.	1	8	1-18	2	.	.
28	Brendan Bell	13	55	56	111	15-68	3-31	1-38	3	2	3-4	1	1	.
34	Ethan Potter	13	41	36	77	2.5-6	0.5-3	.	5	2	1-0	.	.	.
44	Richie Kimmel	12	17	44	61	2-15	1.5-14	1-0	2	2	1-1	1	.	.
9	Ty Trinh	13	33	18	51	7-15	.	2-29	6	2
4	Jalen Goodman	13	34	16	50	1-5	.	.	4
91	Ayden Howard	13	16	25	41	2-2	1.5-1	.	1	3
37	Zahmir Dawud	13	25	12	37	3.5-8	.	2-2	.	.	.	1	.	.
98	Obinna Nwobodo	13	16	20	36	4-24	1.5-19	.	2	3	.	1	1	.
0	Isas Waxter	11	24	9	33	2-2	.	.	2	.	1-0	3	.	.
97	Chuck Smith	13	10	22	32	3-14	0.5-6	.	.	8	.	1	.	.
33	Turner Inge	13	17	13	30	3-10
7	Tyrell Mims	12	24	4	28	1-1	.	1-0	5
92	Nigel McSween	13	12	15	27	5-20	4.5-19	.	1	2
25	Christian Sapp	11	15	7	22	1-4	.	1-0	1
93	Capri Martin	13	7	15	22	3.5-13	1-5	.	.	3	.	1	.	.
11	Jordan Nelson	13	6	14	20	1.5-2	.	.	.	1	1-0	.	.	.
38	Newton Essiem	10	4	2	6	.	.	.	1
52	Chandon Pierre	10	1	5	6	1-2	.	.	.	2
55	Mike Kennedy	13	1	5	6
10	JR Strauss	13	3	3	6	1	.
40	Jason Hall	13	5	.	5	1-7	1	.	.
8	Kaleb Moody	13	2	2	4	.	.	.	2
1	Jon Wyatt	6	2	2	4	0.5-1
42	Timmy Furgeson	13	.	3	3	2-3	.	.	.
18	Julian Glantz	12	2	1	3
5	Jaylan Sanchez	13	1	1	2
94	Ivan Murray	7	1	1	2
27	Anthony Hawkins	4	2	.	2
67	Kyle Fay	11	1	.	1
45	Ethan Gettman	13	1	.	1
41	Garrett Rogan	11	1	.	1
21	Jayvont Williams	11	.	1	1
36	Damill Bostic	2	1	.	1
32	Omari Bursey	6	.	1	1
39	Luke Myers	1	1	.	1
96	Ugo Nwotite	4	.	1	1
Totals		13	432	416	848	69-253	19-121	8-69	36	38	10-26	12	3	1
Opponents		13	405	372	777	70-273	34-186	4-0	27	43	9-9	7	2	0



2024-25 Villanova Football
Team Game-by-Game
All games

Page 1/2
as of Nov 30, 2024

Date	Opponent	Rushing				Receiving				Passing				Kick Returns				Punt Returns				tot off
		no.	yds	td	lg	no.	yds	td	lg	cmp-att-int	yds	td	lg	no.	yds	td	lg	no.	yds	td	lg	
08/29/2024	Youngstown St.	30	246	3	45	6	90	0	35	6-17-0	90	0	35	2	53	0	42	0	0	0	0	336
09/07/2024	at Colgate	32	132	2	23	18	247	2	71	18-28-0	247	2	71	2	57	0	36	0	0	0	0	379
09/14/2024	Towson	38	235	0	65	14	116	2	28	14-25-0	116	2	28	4	64	0	22	2	19	0	19	351
09/21/2024	at Maryland	32	75	1	23	16	156	1	24	16-33-0	156	1	24	4	87	0	25	0	0	0	0	231
09/28/2024	LIU	53	264	3	17	10	128	0	45	10-19-0	128	0	45	2	39	0	31	1	0	0	0	392
10/05/2024	at Stony Brook	39	280	5	72	9	152	1	32	9-19-0	152	1	32	0	0	0	0	2	22	0	22	432
10/19/2024	at Maine	28	35	1	17	18	179	0	23	18-40-2	179	0	23	4	95	0	28	1	0	0	0	214
10/26/2024	New Hampshire	34	145	0	24	7	112	2	31	7-13-0	112	2	31	2	23	0	12	0	0	0	0	257
11/02/2024	at Hampton	42	92	2	27	9	149	0	72	9-22-0	149	0	72	1	26	0	26	3	29	0	18	241
11/09/2024	N.C. A&T	39	223	3	55	18	167	1	34	18-27-0	167	1	34	1	18	0	18	1	0	0	0	390
11/16/2024	at Monmouth	32	93	3	25	20	235	1	37	20-32-0	235	1	37	4	118	0	50	1	10	0	10	328
11/23/2024	Delaware	32	159	3	38	13	203	1	36	13-30-1	203	1	36	2	14	0	14	2	15	0	11	362
11/30/2024	Eastern Ky.	41	147	0	24	14	177	2	56	14-24-1	177	2	56	5	134	0	30	2	21	0	18	324
Villanova		472	2126	26	72	172	2111	13	72	172-329-4	2111	13	72	33	728	0	50	15	116	0	22	4237
Opponents		446	1911	16	77	220	2219	14	65	220-361-8	2219	14	65	28	566	0	47	11	59	0	27	4130

Villanova Averages

Games	Avg/ rush	Avg/ catch	Pass effic	KR avg	PR avg	All purpose avg/game	Total offense avg/game
13	4.5	12.3	116.8	22.1	7.7	396.2	325.9

Date	Opponent	Tackles				Sacks no-yds	Fumble		Pass Defense			blkd kick	PAT attempts			off		
		ua	a total	tfl-yds			ff	fr-yds	int-yds	qbh	brup		kick	rush	rcv	saf	t/o	pts
08/29/2024	Youngstown St.	41	28	69	5.0-15	1-1	1	1-1	2-2	3	2	0	3-3	0	0	0	3	24
09/07/2024	at Colgate	36	22	58	5.0-21	1-12	0	0-0	1-0	3	2	0	4-4	0	0	0	0	28
09/14/2024	Towson	25	58	83	4.0-21	3-17	1	0-0	0-0	8	4	2	2-2	0	0	0	0	14
09/21/2024	at Maryland	44	20	64	7.0-17	1-7	1	1-0	1-24	0	1	0	2-2	0	0	0	3	20
09/28/2024	LIU	21	14	35	1.0-5	0-0	0	2-21	0-0	2	3	0	3-3	0	0	0	14	24
10/05/2024	at Stony Brook	39	44	83	7.0-29	2-19	2	1-0	1-0	4	2	0	6-6	0	0	0	7	42
10/19/2024	at Maine	26	38	64	5.0-17	1-11	2	1-0	0-0	0	0	0	1-1	0	0	0	0	7
10/26/2024	New Hampshire	36	44	80	9.0-38	2-20	1	1-0	0-0	4	2	0	2-2	0	0	0	0	14
11/02/2024	at Hampton	35	32	67	5.0-12	2-3	0	0-0	1-0	4	2	0	2-2	0	0	0	0	20
11/09/2024	N.C. A&T	30	20	50	5.0-13	2-4	0	0-0	0-0	2	2	0	4-4	0	0	0	0	31
11/16/2024	at Monmouth	40	12	52	3.0-13	0-0	0	0-0	0-0	0	1	0	2-2	2	0	0	0	33
11/23/2024	Delaware	28	52	80	7.0-36	4-27	2	2-0	2-43	4	8	0	5-5	0	0	0	17	38
11/30/2024	Eastern Ky.	31	32	63	6.0-16	0-0	2	1-4	0-0	4	7	1	2-2	0	0	1	0	22
Villanova		432	416	848	69.0-253	19-121	12	10-26	8-69	38	36	3	38-38	2	0	1	44	317
Opponents		405	372	777	70.0-273	34-186	7	9-9	4-0	43	27	2	27-29	1	0	0	28	248

Date	Opponent	Punting										Field Goals			Kickoffs				
		no.	yds	avg	long	blkd	tb	fc	50+	i20		md-att	long	blkd	no.	yds	avg	tb	ob
08/29/2024	Youngstown St.	3	138	46.0	62	0	0	2	1	2		1-2	42	0	5	302	60.4	0	0
09/07/2024	at Colgate	6	250	41.7	48	0	1	4	0	2		0-0	0	0	5	317	63.4	1	0
09/14/2024	Towson	7	262	37.4	49	0	0	2	0	3		0-0	0	0	3	185	61.7	0	0
09/21/2024	at Maryland	4	172	43.0	55	0	0	1	2	0		2-3	37	1	4	237	59.3	2	0
09/28/2024	LIU	4	156	39.0	45	0	0	1	0	2		1-2	24	0	5	292	58.4	2	0
10/05/2024	at Stony Brook	5	210	42.0	50	0	1	2	1	1		0-1	0	0	7	443	63.3	3	0
10/19/2024	at Maine	5	209	41.8	48	0	0	2	0	1		0-1	0	1	2	100	50.0	0	1
10/26/2024	New Hampshire	4	172	43.0	72	0	0	1	1	0		0-0	0	0	3	152	50.7	1	0
11/02/2024	at Hampton	7	314	44.9	52	0	1	3	2	3		2-3	40	0	5	322	64.4	3	0
11/09/2024	N.C. A&T	5	219	43.8	57	0	0	0	1	3		1-1	33	0	6	376	62.7	3	0
11/16/2024	at Monmouth	3	98	32.7	44	0	0	1	0	1		1-1	26	0	6	356	59.3	4	0



2024-25 Villanova Football
Team Game-by-Game
All games

Page 2/2
as of Nov 30, 2024

Date	Opponent	Punting										Field Goals			Kickoffs				
		no.	yds	avg	long	blkd	tb	fc	50+	i20	md-att	long	blkd	no.	yds	avg	tb	ob	
11/23/2024	Delaware	5	198	39.6	54	0	1	1	1	1	1-1	31	0	7	373	53.3	2	1	
11/30/2024	Eastern Ky.	4	159	39.8	46	0	0	1	0	1	2-2	42	0	5	257	51.4	1	0	
Villanova		62	2557	41.2	72	0	4	21	9	20	11-17	42	2	63	3712	58.9	22	2	
Opponents		59	2469	41.8	70	0	4	19	11	15	11-18	48	3	54	3216	59.6	18	1	



2024-25 Villanova Football Opponents Game-by-Game All games

Page 1/2
as of Nov 30, 2024

Date	Opponent	Rushing				Receiving				Passing				Kick Returns				Punt Returns				tot off
		no.	yds	td	lg	no.	yds	td	lg	cmp-att-int	yds	td	lg	no.	yds	td	lg	no.	yds	td	lg	
08/29/2024	Youngstown St.	40	169	1	17	18	152	1	18	18-25-2	152	1	18	5	101	0	23	0	0	0	0	321
09/07/2024	at Colgate	26	86	0	25	24	178	0	36	24-42-1	178	0	36	1	16	0	16	0	0	0	0	264
09/14/2024	Towson	31	161	0	70	20	233	1	35	20-38-0	233	1	35	2	33	0	18	2	18	0	12	394
09/21/2024	at Maryland	30	159	3	20	29	338	2	61	29-34-1	338	2	61	0	0	0	0	1	27	0	27	497
09/28/2024	LIU	20	96	1	25	11	80	0	18	11-24-0	80	0	18	0	0	0	0	2	-2	0	0	176
10/05/2024	at Stony Brook	42	163	3	20	22	147	0	27	22-32-1	147	0	27	4	91	0	33	1	-1	0	0	310
10/19/2024	at Maine	35	155	1	39	18	186	3	55	18-21-0	186	3	55	1	14	0	14	0	0	0	0	341
10/26/2024	New Hampshire	43	129	0	26	14	125	0	25	14-22-0	125	0	25	2	0	0	0	2	7	0	6	254
11/02/2024	at Hampton	45	155	1	27	7	84	1	48	7-19-1	84	1	48	1	19	0	19	1	3	0	3	239
11/09/2024	N.C. A&T	29	119	0	25	7	50	0	14	7-19-0	50	0	14	3	114	0	47	1	1	0	1	169
11/16/2024	at Monmouth	29	144	3	29	22	358	3	59	22-23-0	358	3	59	2	33	0	19	0	0	0	0	502
11/23/2024	Delaware	39	164	2	23	19	213	2	65	19-35-2	213	2	65	3	91	0	43	1	6	0	6	377
11/30/2024	Eastern Ky.	37	211	1	77	9	75	1	20	9-27-0	75	1	20	4	54	0	28	0	0	0	0	286
Opponents		446	1911	16	77	220	2219	14	65	220-361-8	2219	14	65	28	566	0	47	11	59	0	27	4130
Villanova		472	2126	26	72	172	2111	13	72	172-329-4	2111	13	72	33	728	0	50	15	116	0	22	4237

Opponents Averages

Games	Avg/ rush	Avg/ catch	Pass effic	KR avg	PR avg	All purpose avg/game	Total offense avg/game
13	4.3	10.1	120.9	20.2	5.4	365.8	317.7

Date	Opponent	Tackles				Sacks no-yds	Fumble		Pass Defense			blkd kick	PAT attempts			off		
		ua	a total	tfl-yds			ff	fr-yds	int-yds	qbh	brup		kick	rush	rcv	saf	t/o	pts
08/29/2024	Youngstown St.	27	10	37	2.0-13	2-13	0	0-0	0-0	3	1	0	2-2	0	0	0	0	17
09/07/2024	at Colgate	27	32	59	4.0-22	2-19	0	0-0	0-0	3	2	0	0-0	0	0	0	0	3
09/14/2024	Towson	31	42	73	5.0-10	3-8	2	2-0	0-0	6	0	0	1-1	0	0	0	0	13
09/21/2024	at Maryland	38	16	54	6.0-33	3-21	0	0-0	0-0	2	2	1	5-5	0	0	0	0	38
09/28/2024	LIU	42	32	74	5.0-14	3-11	0	0-0	0-0	1	1	0	1-1	0	0	0	0	10
10/05/2024	at Stony Brook	30	18	48	6.0-21	3-13	0	1-0	0-0	6	2	0	3-3	0	0	0	7	24
10/19/2024	at Maine	25	44	69	9.0-56	7-51	2	2-0	2-0	8	5	1	3-4	1	0	0	7	35
10/26/2024	New Hampshire	19	36	55	3.0-5	2-3	2	2-9	0-0	2	1	0	0-0	0	0	0	0	6
11/02/2024	at Hampton	39	20	59	6.0-28	4-20	0	0-0	0-0	0	6	0	2-2	0	0	0	0	14
11/09/2024	N.C. A&T	31	32	63	7.0-20	1-9	0	0-0	0-0	4	1	0	0-0	0	0	0	0	3
11/16/2024	at Monmouth	31	34	65	2.0-7	1-2	0	0-0	0-0	2	0	0	4-5	0	0	0	0	40
11/23/2024	Delaware	25	30	55	6.0-15	0-0	0	0-0	1-0	5	2	0	4-4	0	0	0	7	28
11/30/2024	Eastern Ky.	40	26	66	9.0-29	3-16	1	2-0	1-0	1	4	0	2-2	0	0	0	7	17
Opponents		405	372	777	70.0-273	34-186	7	9-9	4-0	43	27	2	27-29	1	0	0	28	248
Villanova		432	416	848	69.0-253	19-121	12	10-26	8-69	38	36	3	38-38	2	0	1	44	317

Date	Opponent	Punting										Field Goals			Kickoffs				
		no.	yds	avg	long	blkd	tb	fc	50+	i20		md-att	long	blkd	no.	yds	avg	tb	ob
08/29/2024	Youngstown St.	2	110	55.0	65	0	0	1	1	2		1-1	27	0	4	236	59.0	2	0
09/07/2024	at Colgate	6	279	46.5	60	0	0	3	1	1		1-2	39	0	2	128	64.0	0	0
09/14/2024	Towson	5	211	42.2	57	0	0	1	1	2		2-5	41	2	4	239	59.8	0	0
09/21/2024	at Maryland	1	39	39.0	39	0	1	0	0	0		1-1	46	0	7	445	63.6	3	0
09/28/2024	LIU	6	242	40.3	51	0	0	3	1	2		1-1	42	0	3	182	60.7	1	0
10/05/2024	at Stony Brook	8	355	44.4	62	0	0	3	2	2		1-1	24	0	4	260	65.0	4	0
10/19/2024	at Maine	4	145	36.3	45	0	2	0	0	0		0-0	0	0	6	376	62.7	2	0
10/26/2024	New Hampshire	3	142	47.3	49	0	0	3	0	0		2-3	40	0	2	94	47.0	0	0
11/02/2024	at Hampton	8	270	33.8	45	0	0	3	0	1		0-0	0	0	3	173	57.7	0	1
11/09/2024	N.C. A&T	6	226	37.7	70	0	0	1	1	2		1-1	34	0	2	118	59.0	1	0
11/16/2024	at Monmouth	2	104	52.0	53	0	0	0	2	1		0-0	0	0	7	376	53.7	2	0



2024-25 Villanova Football
Opponents Game-by-Game
All games

Page 2/2
as of Nov 30, 2024

Date	Opponent	Punting										Field Goals			Kickoffs				
		no.	yds	avg	long	blkd	tb	fc	50+	i20	md-att	long	blkd	no.	yds	avg	tb	ob	
11/23/2024	Delaware	3	141	47.0	50	0	0	0	1	0	0-1	0	0	5	293	58.6	3	0	
11/30/2024	Eastern Ky.	5	205	41.0	50	0	1	1	1	2	1-2	48	1	5	296	59.2	0	0	
Opponents		59	2469	41.8	70	0	4	19	11	15	11-18	48	3	54	3216	59.6	18	1	
Villanova		62	2557	41.2	72	0	4	21	9	20	11-17	42	2	63	3712	58.9	22	2	



2024-25 Villanova Football Team Game-by-Game Comparison All games

Page 1/1
as of Nov 30, 2024


Opponent	Score	First Downs				Rushing Number-Yards	Passing		Total Offense Plays-Yards	Return Yards	Turn- Overs
		Total	Rush	Pass	Pen		Comp-Att.-Int	Yards			
Youngstown St.	24-17	15 / 21	11 / 9	3 / 12	1 / 0	30-246 / 40-169	6-17-0 / 18-25-2	90 / 152	47-336 / 65-321	56 / 101	0 / 3
Colgate	28-3	20 / 18	9 / 5	10 / 10	1 / 3	32-132 / 26-86	18-28-0 / 24-42-1	247 / 178	60-379 / 68-264	57 / 16	0 / 1
Towson	14-13	20 / 17	12 / 5	7 / 10	1 / 2	38-235 / 31-161	14-25-0 / 20-38-0	116 / 233	63-351 / 69-394	83 / 51	2 / 0
Maryland	20-38	20 / 25	8 / 6	7 / 19	5 / 0	32-75 / 30-159	16-33-0 / 29-34-1	156 / 338	65-231 / 64-497	111 / 27	0 / 2
LIU	24-10	22 / 10	16 / 3	5 / 4	1 / 3	53-264 / 20-96	10-19-0 / 11-24-0	128 / 80	72-392 / 44-176	60 / -2	0 / 2
Stony Brook	42-24	19 / 18	10 / 10	5 / 8	4 / 0	39-280 / 42-163	9-19-0 / 22-32-1	152 / 147	58-432 / 74-310	22 / 90	1 / 2
Maine	7-35	17 / 14	4 / 4	10 / 7	3 / 3	28-35 / 35-155	18-40-2 / 18-21-0	179 / 186	68-214 / 56-341	95 / 14	4 / 1
New Hampshire	14-6	14 / 18	7 / 7	6 / 7	1 / 4	34-145 / 43-129	7-13-0 / 14-22-0	112 / 125	47-257 / 65-254	23 / 16	2 / 1
Hampton	20-14	12 / 12	6 / 7	3 / 3	3 / 2	42-92 / 45-155	9-22-0 / 7-19-1	149 / 84	64-241 / 64-239	55 / 22	0 / 1
N.C. A&T	31-3	22 / 9	13 / 4	7 / 2	2 / 3	39-223 / 29-119	18-27-0 / 7-19-0	167 / 50	66-390 / 48-169	18 / 115	0 / 0
Monmouth	33-40	21 / 18	5 / 5	13 / 12	3 / 1	32-93 / 29-144	20-32-0 / 22-23-0	235 / 358	64-328 / 52-502	128 / 33	0 / 0
Delaware	38-28	18 / 22	7 / 13	9 / 7	2 / 2	32-159 / 39-164	13-30-1 / 19-35-2	203 / 213	62-362 / 74-377	72 / 97	1 / 4
Eastern Ky.	22-17	20 / 19	8 / 8	8 / 6	4 / 5	41-147 / 37-211	14-24-1 / 9-27-0	177 / 75	65-324 / 64-286	159 / 54	3 / 1
Totals	317-248	240 / 221	116 / 86	93 / 107	31 / 28	472-2126 / 446-1911	172-329-4 / 220-361-8	2111 / 2219	801-4237 / 807-4130	939 / 634	13 / 18

Opponents	3rd Down Conversion	4th Down Conversion	Time of Possession	TOP Margin	Avg Yds/Rush	Avg Yds/Pass	Avg Yds/Play	Punting Number-Avg	Penalties Number-Yards	Sacks
Youngstown St.	3-9 / 4-10	0-0 / 2-3	23:48 / 36:12	-12:24	8.2 / 4.2	5.3 / 6.1	7.1 / 4.9	3-46.0 / 2-55.0	4-30.0 / 4-30.0	1 / 2
Colgate	4-10 / 3-14	0-0 / 1-3	29:09 / 30:51	-01:42	4.1 / 3.3	8.8 / 4.2	6.3 / 3.9	6-41.7 / 6-46.5	7-60.0 / 2-14.0	1 / 2
Towson	5-12 / 5-17	0-0 / 1-1	33:03 / 26:57	06:06	6.2 / 5.2	4.6 / 6.1	5.6 / 5.7	7-37.4 / 5-42.2	7-65.0 / 8-50.0	3 / 3
Maryland	4-13 / 7-10	1-2 / 1-1	32:16 / 27:44	04:32	2.3 / 5.3	4.7 / 9.9	3.6 / 7.8	4-43.0 / 1-39.0	3-15.0 / 8-89.0	1 / 3
LIU	7-14 / 1-9	0-1 / 0-0	37:05 / 22:55	14:10	5.0 / 4.8	6.7 / 3.3	5.4 / 4.0	4-39.0 / 6-40.3	10-90.0 / 8-75.0	0 / 3
Stony Brook	3-10 / 4-15	0-1 / 2-2	28:02 / 31:58	-03:56	7.2 / 3.9	8.0 / 4.6	7.4 / 4.2	5-42.0 / 8-44.4	4-20.0 / 8-84.0	2 / 3
Maine	7-15 / 3-11	1-2 / 0-1	29:07 / 30:53	-01:46	1.3 / 4.4	4.5 / 8.9	3.1 / 6.1	5-41.8 / 4-36.3	10-100.0 / 6-70.0	1 / 7
New Hampshire	3-10 / 6-15	1-1 / 0-2	24:22 / 35:38	-11:16	4.3 / 3.0	8.6 / 5.7	5.5 / 3.9	4-43.0 / 3-47.3	9-74.0 / 4-30.0	2 / 2
Hampton	3-16 / 6-16	1-2 / 0-2	31:44 / 28:16	03:28	2.2 / 3.4	6.8 / 4.4	3.8 / 3.7	7-44.9 / 8-33.8	8-70.0 / 4-27.0	2 / 4
N.C. A&T	5-13 / 2-12	2-2 / 1-3	36:42 / 23:18	13:24	5.7 / 4.1	6.2 / 2.6	5.9 / 3.5	5-43.8 / 6-37.7	7-80.0 / 9-70.0	2 / 1
Monmouth	7-15 / 7-11	4-4 / 2-2	32:49 / 27:11	05:38	2.9 / 5.0	7.3 / 15.6	5.1 / 9.7	3-32.7 / 2-52.0	7-71.0 / 4-55.0	0 / 1
Delaware	5-12 / 6-14	0-1 / 1-3	27:41 / 32:19	-04:38	5.0 / 4.2	6.8 / 6.1	5.8 / 5.1	5-39.6 / 3-47.0	5-50.0 / 7-62.0	4 / 0
Eastern Ky.	8-15 / 3-13	0-1 / 1-2	32:27 / 27:33	04:54	3.6 / 5.7	7.4 / 2.8	5.0 / 4.5	4-39.8 / 5-41.0	10-104.0 / 10-86.0	0 / 3
Totals	64-164 / 57-167	10-17 / 12-25	398:15 / 381:45	16:30	4.5 / 4.3	6.4 / 6.1	5.3 / 5.1	62-41.2 / 59-41.8	91-829.0 / 82-742.0	19 / 34

Note: Game totals are displayed in the format TEAM/OPPONENT for each category



2024 NCAA Division I Football Championship



* Host Institution
All times are Eastern time. Information subject to change.
© 2024 National Collegiate Athletic Association. No commercial use without the NCAA's written permission.