

VILLANOVA FOOTBALL GAME NOTES

GAMEDAY

Date	November 9, 2024
Time	1:00 PM
Venue	Villanova Stadium
Capacity	12,000

LIVE COVERAGE

TV

NBC Sports Philadelphia, FloFootball
Nick Mantegna (Play By Play)
Steve Pinone (Analyst)
Tessa Peloso (Sideline)

RADIO

Villanova Sports Radio Network
AM 1480, FM 102.5, FM 104.1 (Trenton)
Ryan Fannon (Play By Play)
Kevin Reilly (Analyst)

ALL-TIME SERIES

VILLANOVA LEADS 1-0

First Meeting	2023
First Villanova Win	2023 (37-14)
First North Carolina A&T Win	—

Last Meeting	2023
Last Villanova Win	2023 (37-14)
Last North Carolina A&T Win	—

Mark Ferrante vs. North Carolina A&T	1-0
Vincent Brown vs. Villanova	0-1

at Villanova	0-0
at North Carolina A&T	1-0
CAA Regular Season	1-0

Current Streak	W1 (2023)
Longest Streak	W1 (2023)

THE MATCHUP



VILLANOVA

NicknameWildcats
ConferenceCAA Football
Record7-2 (4-1 CAA)
Stats Perform FCS Poll.....#12
AFCA FCS Coaches Poll.....#11
Head CoachMark Ferrante
Career Record.....54-31
Villanova Record.....54-31
LocationVillanova, Pa.
Founded.....1842
Enrollment.....6,584
ColorsBlue and White



NORTH CAROLINA A&T

NicknameAggies
ConferenceCAA Football
Record1-8 (0-5 CAA)
Stats Perform FCS Poll.....n/a
AFCA FCS Coaches Poll.....n/a
Head CoachVincent Brown
Career Record.....2-18
North Carolina A&T Record.....2-18
LocationGreensboro, N.C.
Founded.....1891
Enrollment.....13,322
ColorsBlue and Gold

VILLANOVA SCHEDULE

Date	Opponent	Location	Time/Result	Att.
8.29	(25/23) Youngstown State	Villanova, Pa.	W, 24-17	5,421
9.7	@ Colgate	Hamilton, N.Y.	W, 28-3	2,619
9.14	Towson (CAA)	Villanova, Pa.	W, 14-13	4,219
9.21	@ Maryland	College Park, Md.	L, 20-38	38,006
9.28	LIU	Villanova, Pa.	W, 24-10	6,111
10.5	(rv/rv) @ Stony Brook (CAA)	Stony Brook, N.Y.	W, 42-24	6,142
10.12	@ Maine (CAA)	Orono, Maine	L, 7-35	6,860
10.26	(rv/rv) New Hampshire (CAA)	Villanova, Pa.	W, 14-6	5,015
11.2	@ Hampton (CAA)	Hampton, Va.	W, 20-14	1,454
11.9	North Carolina A&T (CAA)	Villanova, Pa.	1:00 PM	
11.16	@ Monmouth (CAA)	West Long Branch, N.J.	12:00 PM	
11.23	Delaware (CAA)	Villanova, Pa.	1:00 PM	

TONIGHT'S GAME

■ One week after Villanova made its first-ever trip to Hampton, the Wildcats will welcome North Carolina A&T for its first game on the Main Line. The two teams will meet Saturday afternoon at Villanova Stadium with kickoff scheduled for 1 p.m.

■ Villanova and North Carolina A&T met last year in Greensboro in the only previous matchup in the series. After the Aggies took a 14-13 lead in the second quarter, the Wildcats scored 24 unanswered points in a 37-14 win.

■ Villanova enters the week having won 13 straight home games with an average margin of victory of 14.9 points during the streak.

■ The strength of the Villanova defense this season can be seen in the Wildcats ability to win low-scoring games. Prior to this season, Villanova had lost 20 of its last 22 games when scoring 20 points or fewer. This year, the team is 3-2 in such games and has tallied wins over Towson (14-13), New Hampshire (14-6) and Hampton (20-14).

■ In last week's 20-14 win at Hampton, the bell tolled on both sides of the ball for Villanova. Fifth year linebacker **Brendan Bell**, that is. In addition to recording seven tackles and a solo sack in his usual spot on defense, Bell played the first offensive snaps of his collegiate career and scored a four-yard rushing touchdown. It was his first collegiate score of any kind and accounted for the difference in the final score.

■ **Next Up:** Villanova travels to Monmouth for a 1 p.m. kickoff next Saturday afternoon.

VILLANOVA FOOTBALL GAME NOTES

QUICK FACTS

Villanova University	
Location	Villanova, Pa.
Founded	1842
Enrollment	6,584
President	Rev. Peter M. Donohue, O.S.A.
Interim Athletic Director	Lynn Tighe
Colors	Blue and White
Nickname	Wildcats

Athletics History

Team National Championships	21
Individual National Champions	120
Team Conference Championships	129

Villanova Football

Affiliation	FCS
Conference	CAA Football
First Year	1894
All-Time Record	666-504-41 (.567)
Bowl Games	5
FCS Playoff Appearances	15
Last Playoff Appearance	2023
National Championships	1

Head Coach

Head Coach	Mark Ferrante
Years at Villanova	35
Years as Head Coach	Sixth Season
Career Record	54-31 (.635)

Stadium

Stadium	Villanova Stadium
Capacity	12,000
Surface	Astroplay (artificial grass)
Press Box Phone	610-519-5290
All-Time Record	268-112-5 (.703)

Award Winners

Walter Payton Awards	3
Jerry Rice Awards	1
First Team All-Americans	31
Major Confence Awards	21
All-Conference Honorees	342
Academic All-Americans	14
CAA Football Scholar-Athletes of the Year	4
Academic All-Conference Honorees	837

2024 Team Information

Offensive Formation	Multiple
Defensive Formation	Multiple
Letterwinners Returning	65
Letterwinners Lost	27
Offensive Starters Returning/Lost	6/5
Defensive Starters Returning/Lost	5/6
Specialists Returning/Lost	0/5
2023 Overall Record	10-3
2023 Conference Record	7-1

VILLANOVA NOTEBOOK

TODAY'S GAME

- Villanova (7-2, 4-1 CAA Football) hosts North Carolina A&T (1-8, 0-5 CAA Football) for a 1 p.m. kickoff on Saturday afternoon. The game will be broadcast by NBC Sports Philadelphia in the Philadelphia area and can be seen on FloFootball with **Nick Mantegna** and **Steve Pinone** calling the action. The radio call with **Ryan Fannon** and **Kevin Reilly** can be heard on the Villanova Sports Radio Network which is most easily found with the iHeart radio mobile app.

VILLANOVA UPDATE

- Villanova has bounced back from its only conference loss of the season at Maine with back-to-back victories in close games at home against New Hampshire (14-6) and on the road at Hampton (20-14). In each of those two contests, both teams were held below 260 yards of total offense. With the two wins however, the Wildcats remain tied for second place in the CAA Football standings with Stony Brook, who Villanova owns a 42-24 win against. Entering play this week, the Wildcats are ranked No. 12 in the Stats Perform FCS Top 25 and come in at No. 11 in the AFCA FCS Coaches Poll.

ALL ABOUT THE AGGIES

- North Carolina A&T is in its second year as a member of CAA Football and is looking for its first regular season conference victory. This year's Aggies are 0-5 in league play and are coming off a 45-7 loss at home to William & Mary this week. Despite the record, North Carolina A&T has experienced plenty of recent success. Dating back to the start of the 2015 season, the Aggies have an overall record of 64-38 (.627). In that span, their winning percentage ranks second among current CAA Football teams while the win total ranks third. The winning percentage of .627 in the past 10 seasons trails only Villanova – the Wildcats have a mark of 69-40 (.633) in the same period of time.

SETTING THE STAGE

- Saturday's game will be the second straight week of "firsts" for Villanova in conference play. Last week the Wildcats made their first ever trip to Hampton, while this week marks the first time North Carolina A&T will ever visit the Main Line. The only previous matchup between Villanova and the Aggies took place in Greensboro, N.C. last season when the Wildcats tallied a 37-14 victory.

I KNOW WHAT YOU DID LAST FALL (IN GREENSBORO)

- In last year's game at North Carolina A&T, the host Aggies got off to a fast start with a 94-yard kickoff return for a touchdown in the first quarter and an offensive score at the 10:27 mark of the second period. Each of those touchdowns gave North Carolina A&T the lead, including a 14-13 margin after the second quarter score. Villanova would come back in a big way however, scoring 24 unanswered points in just under 15 minutes from the 4:56 mark of the second quarter to the 4:57 mark of the third. Neither team scored in the final 19:57 of the game.
- Among the returning players to this year's Wildcats roster who had standout games against the Aggies last year, sixth year quarterback **Connor Watkins** threw for 289 yards and three touchdowns while topping 300 yards of total offense (301). Junior wide receiver **Jaylan Sanchez** had a career-high 158 yards and two touchdowns in the game. His scores came on receptions of 59 yards and 58 yards. On defense, Villanova racked up nine tackles for loss and four sacks. Fifth year safety **Ty Trinh** had two of the tackles for loss.

VILLANOVA FOOTBALL GAME NOTES

VILLANOVA NOTEBOOK

FRIENDLY CONFINES

- Villanova enters play this week with a 13-game home winning streak which dates back to the middle of the 2022 season. During the streak the Wildcats have outscored their opponents by an average of 14.9 points per game. It is the longest home winning streak for Villanova since it won 15 straight games at Villanova Stadium from 2008 through 2010.

FIVE AND TEN

- Villanova is the only current CAA Football member to have won at least a share of two league titles over the **last five seasons**. Over these last five years (2020-24) the Wildcats have the highest winning percentage and second most wins among the current CAA membership with a 35-15 (.700) mark, including a 24-9 record in regular season league games.
- Expanding the snapshot to the **last 10 seasons** (2015-24), Villanova is still one of just three CAA Football members (Richmond and William & Mary are the others) to have won at least a share of two league championships. Over the last 10 seasons the Wildcats have the best winning percentage and are tied for the highest win total of any current league member. Villanova has posted an overall record of 69-40 (.633) over the last 10 seasons, including a 45-28 mark in regular season CAA Football contests.

CURRENT CAA FOOTBALL MEMBERSHIP

Last 5 Years: Winning Pct. (2020-24)	Last 10 Years: Winning Pct. (2015-24)
Villanova (35-15, .700)	Villanova (69-40, .633)
Richmond (34-16, .680)	North Carolina A&T (64-38, .627)
Delaware (36-17, .679)	Richmond (69-43, .616)
Rhode Island (30-15, .667)	Delaware (63-47, .573)
William & Mary (30-17, .638)	Monmouth (60-45, .571)

CLOSE AND LOW SCORING

- One of the keys to Villanova's success this season has been its ability to win close and low-scoring games. Prior to this year, the Wildcats had lost 20 of their last 22 games when they were held to 20 points or fewer. The trend has changed in 2024, as Villanova is 3-2 in those kinds of games and has tallied victories over Towson (14-13), New Hampshire (14-6) and Hampton (20-14). The last season in which the Wildcats had three conference wins in which it scored no more than 20 points was in 1989.
- Villanova has tallied four wins this season in games decided by eight points or fewer. In addition to the conference victories mentioned above, the Wildcats also posted a win by seven points against Youngstown State (24-17) in the season opener. It has been fairly common for Villanova to play well in close games in recent years. Since the beginning of the **Mark Ferrante** head coaching era in 2017, the Wildcats are 17-12 in games decided by single digits. The last time Villanova had as many as four such wins in a season was in 2021 when five of its 10 victories were in single-digit games.

DON'T GO ABOVE 260

- In each of the last two games against New Hampshire and Hampton, both the Wildcats and their opponents have been held to below 260 yards of total offense. It is the first time that has happened in consecutive games since September 30 and October 7, 2017 against Towson (258-246 in total yards in favor of VU) and Maine (219-227 in total yards).

VILLANOVA UNIVERSITY

ABOUT THE SCHOOL

Since 1842, Villanova University's Augustinian Catholic intellectual tradition has been the cornerstone of an academic community in which students learn to think critically, act compassionately and succeed while serving others. There are more than 10,000 undergraduate, graduate and law students in the University's six colleges – the College of Liberal Arts and Sciences, the Villanova School of Business, the College of Engineering, the M. Louise Fitzpatrick College of Nursing, the College of Professional Studies and the Villanova University Charles Widger School of Law. Ranked among the nation's top universities, Villanova supports its students' intellectual growth and prepares them to become ethical leaders who create positive change everywhere life takes them.

VILLANOVA ATHLETICS

Villanova University has a long and storied athletics history defined by excellence both in competition and in the classroom. The Villanova Athletics Department is a community of student-athletes, coaches and staff whose primary focus is to achieve academic excellence, while striving to produce teams and individuals committed to athletic competition and outstanding performance. Villanova Athletics sponsors 24 varsity sports, which together include more than 500 student-athletes. In the classroom, these Villanova student-athletes have registered a grade-point average higher than a 3.0 for 42 consecutive semesters. Three Villanova student-athletes have been named Rhodes Scholars, with numerous others earning Academic All-America distinction. Villanova's athletics history includes 21 NCAA team national championships, as well as more than 100 conference championships. In addition, at least one Villanovan has participated in every Summer Olympics since 1948. Villanova is a member of the BIG EAST Conference, CAA Football, Coastal Athletic Association (Rowing) and Metro Atlantic Athletic Conference (Water Polo).

ACADEMICS

The GPA for more than 500 student-athletes during the Spring 2024 semester was 3.489, making it 13 straight semesters that student-athletes have had a GPA of 3.3 or higher. Success in the classroom has been across-the-board for Villanova Athletics, with every one of the 24 varsity sports programs posting a team GPA over a 3.0 in each of the last five semesters.

The most recent NCAA data to be released was the Academic Progress Rate (APR) update in June 2024 in which Villanova Athletics had 13 teams achieve a perfect 1000 score. Only seven Division I schools nationwide and four outside of the Ivy League had as many as 13 teams with a perfect 1000 score. Villanova's overall multi-year score rose one point to 997. The football team's score of 982 led all CAA schools.

VILLANOVA FOOTBALL GAME NOTES

TALE OF THE TAPE

VU	CATEGORY	NCAT
21.4	Scoring Offense	16.7
17.8	Scoring Defense	40.3
159	First Downs	166
153	First Downs Allowed	203
167.1	Rushing Yards/Game	124.1
141.4	Rushing Defense/Game	196.4
147.7	Passing Yards/Game	193.3
169.2	Passing Defense/Game	254.9
314.8	Total Offense/Game	317.4
310.7	Total Defense/Game	451.3
21.1	Kick Return Average	20.6
7.8	Punt Return Average	16.6
6-26-0	Interception Returns	4-89-1
62-524	Penalties-Yards	57-457
29:51	Time of Possession	30:42
36%	3rd Down Offense	33%
33%	3rd Down Defense	47%
44%	4th Down Offense	52%
47%	4th Down Defense	64%
82% (23-28)	Red Zone Offense	85% (17-20)
68% (19-28)	Red Zone Defense	85% (34-40)
8-7	Fumbles-Lost	12-7
+4	Turnover Margin	-12
50% (6-12)	Field Goals	69% (11-16)
100% (25-25)	PATs	93% (13-14)
13-90	Team Sacks	15-104
29-159	Sacks Allowed	25-142

VILLANOVA LEADERS

PASSING

Connor Watkins 1,217 (99-202-2, 8 TD)

RUSHING

David Avit 111-632 (6 TD)

Isaiah Ragland 66-366 (4 TD)

Connor Watkins 73-261 (3 TD)

RECEIVING

Jaylan Sanchez 24-363 (2 TD)

Devin Smith 24-306 (4 TD)

TACKLES

Shane Hartzell 84 (40-44; 4.5 TFL)

Brendan Bell 77 (40-37; 10.5 TFL)

Ethan Potter 59 (30-29; 2.0 TFL)

NORTH CAROLINA A&T LEADERS

PASSING

Justin Fomby 1,187 (108-187-8, 7 TD)

Kevin White 444 (46-75-1, 1 TD)

RUSHING

Shimique Blizzard 64-279 (2 TD)

Cameren Dalrymple 57-259 (1 TD)

RECEIVING

Ger-Cari Caldwell 36-454 (3 TD)

Jayvonne Dillard 25-312 (0 TD)

TACKLES

Kade Moledor 52 (25-27; 0.5 TFL)

Mack David II 51 (34-17; 3.5 TFL)

VILLANOVA NOTEBOOK

DOMINANT DEFENSE

- The play of the Villanova defense has been one of the team's calling cards this season. Entering play this week, there are seven defensive categories in which the Wildcats rank in the top 25 nationally while also being ranked first or second in CAA Football. Villanova has played particularly well defensively in the past two weeks against New Hampshire and Hampton. In these two contests, the defense has given up a total of just 498 yards, 30 first downs and 20 points.

WHERE THE VILLANOVA DEFENSE RANKS THIS SEASON

Category	Statistic	CAA Rank	FCS Rank
Scoring Defense	17.1	1st	8th
Passing Yards Allowed	169.2	1st	13th
Total Defense	310.7	1st	17th
Red Zone Defense	67.9%	2nd	7th
3rd Down Conversion Defense	33.3%	2nd	22nd
Passing Efficiency Defense	118.81	2nd	25th
Punt Return Defense	5.78	2nd	27th

MAY THE FOURTH QUARTER BE WITH YOU

- Villanova has done a good job of closing out games this season and one piece of evidence which shows that is the team's +29 scoring margin (59-30) in the fourth quarter through its first nine games played. The final period of play has been by far the Wildcats best and, in fact, the team's scoring margin gets better and better as the game moves along. Villanova has a -25 scoring margin in the first quarter, stands at +12 in the second period and is at +17 in the third quarter. The fourth quarter trend has been an especially good one of late, as the Wildcats have given up just three total points in the fourth quarter over their last four games played and has a 28-3 scoring margin in the quarter over that span.

FACING A DEFICIT

- The previous note about Villanova closing out games this year has been important to the team's 7-2 start to the year. Last season the Wildcats scored the first points of the game in 11 of their 13 games played. This year, Villanova has given up the first points in six of its nine contests. Despite having frequently played from behind early in games, the Wildcats are 4-2 this year when the opponent scores first and 3-2 when trailing after the first quarter of play. In the seven seasons that preceded 2024, Villanova was 6-19 when the other team scored first and 3-14 when trailing at the end of the first period.

BELL TOLLS ON BOTH SIDES OF THE BALL

- The difference in last week's 20-14 win over Hampton came down to the points scored on a touchdown by fifth year linebacker **Brendan Bell** with 4:59 left in the third period. It wasn't a defensive touchdown for Bell though, as the stalwart on the Villanova defense played the first offensive snaps of his collegiate career and scored on a four-yard rushing touchdown. It added up to an impressive final stat line for Bell, who combined his first collegiate touchdown of any kind with seven tackles and a solo sack.

ALL ABOUT AVIT

- True freshman running back **David Avit** continued his excellent rookie campaign with a season-high 26 carries for 76 yards and a touchdown at Hampton last week. Avit has leads Villanova in rushing with 632 yards and six touchdowns this season.

VILLANOVA FOOTBALL GAME NOTES

VILLANOVA NOTEBOOK

MILESTONE PASSER

- Sixth year quarterback **Connor Watkins** is in his third season as the Wildcats starter under center. He reached a career milestone with his first completion of the game at Hampton last week when he became the eighth quarterback in Villanova history to throw for at least 6,000 career yards. Watkins has started 33 games as the team's signal caller and his career totals include 6,144 passing yards while going 393-of-722 through the air with 45 touchdowns and 22 interceptions. He has amassed 7,240 yards of total offense and is one of six quarterbacks in school history with over 1,000 career rushing yards.

WHERE HE RANKS

- Entering play against Hampton this week, starting quarterback **Connor Watkins** holds the following career rankings in the Villanova record book:

CONNOR WATKINS RANKINGS IN THE VILLANOVA RECORD BOOK

Category	Statistic	Ranking	Next Up
Yards Per Attempt	8.51	1st	—
Yards Per Completion	15.63	1st	—
Passing Efficiency	140.1	7th	6th 140.2 Zach Bednarczyk (2015-18)
Career TDs (Pass-Rush)	67	7th	6th 80 Chris Whitney (2007-10)
Passing Touchdowns	45	8th	7th 49 Zach Bednarczyk (2015-18)
Total Offense	7,240	8th	7th 7,386 Daniel Smith (2019-21)
Passing Yards	6,144	8th	7th 6,241 Chris Whitney (2007-10)
Passing Completions	393	10th	9th 448 Marvin Burrougha (2003-06)
Passing Attempts	722	10th	9th 723 Marvin Burrougha (2003-06)

LOOKING DOWNFIELD

- Sixth year quarterback **Connor Watkins** has thrown seven career touchdown passes of 75 yards or longer. No previous quarterback in school history had more than four such passes. Watkins has made 33 career starts under center and has tallied 36 completions for 40 yards or longer. He has...
 - ◆ Seven career TD passes for 70+ yards (*no previous Villanova QB had more than four*)
 - ◆ 14 career completions for 40-49 yards
 - ◆ 6 career completions for 50-59 yards
 - ◆ 8 career completions for 60-69 yards
 - ◆ 6 career completions for 70-79 yards
 - ◆ 2 career completions for 80-89 yards

CENTURY MARK RECEIVER

- Junior wide receiver **Jaylan Sanchez** recorded his fourth career game and first this season with over 100 receiving yards in last week's game at Hampton when he recorded five catches for 103 yards. Nearly all of his production came on one play, as Sanchez hauled in a 72-yard pass in the third quarter which set up the decisive touchdown for Villanova two plays later. On the 72-yard play, Sanchez caught the ball at the Wildcats own 34-yard line and broke away from the defense before finally being taken down on a horse collar tackle at the two-yard line. Sanchez now leads the team in receiving this season with 24 receptions for 363 yards and two touchdowns.

PICKING OFF PASSES

- Fifth year cornerback **Tyrell Mims** recorded his fourth career interception and first this season at Hampton last week. The four career INTs are the most of anyone on the team.

CAA FOOTBALL

Standings (Top 25)	CAA	Overall
Rhode Island (11/10)	5-0	8-1
Richmond (13/9)	5-0	7-2
Delaware	4-1	7-1
Villanova (12/11)	4-1	7-2
Stony Brook (17/18)	4-1	7-2
William & Mary (20/21)	3-2	6-3
New Hampshire	3-2	5-4
Hampton	2-3	5-4
Monmouth	2-3	4-5
Towson	2-3	4-5
Maine	2-3	4-5
Elon	2-3	3-6
UAlbany	1-4	3-6
Campbell	1-4	3-6
Bryant	0-5	2-7
North Carolina A&T	0-5	1-8
TOTAL		70-61

WEEK 11 SCHEDULE

Saturday, November 9

North Carolina A&T at Villanova (*)1:00 PM
Hampton at Towson (*)1:00 PM
UAlbany at Stony Brook (*).....1:00 PM
Elon at William & Mary (*).....1:00 PM
Rhode Island at Delaware (*).....1:00 PM
Bryant at Maine (*)1:00 PM
Monmouth at New Hampshire (*)1:00 PM
Richmond at Campbell (*)3:30 PM

WEEK 10 RESULTS

Saturday, November 2

Villanova 20, Hampton 14 (*)
William & Mary 45, North Carolina A&T 7 (*)
New Hampshire 31, UAlbany 14 (*)
Rhode Island 37, Monmouth 28 (*)
Stony Brook 31, Bryant 30 (ot) (*)
Richmond 35, Towson 24 (*)
Elon 50, Campbell 27 (*)
Oklahoma 59, Maine 14

PLAYERS OF THE WEEK

November 4

Offensive Player of the Week
Chandler Brayboy, Sr., WR/KR, Elon

Defensive Player of the Week
Jeremiah Grant, Sr., DE, Richmond

Special Teams Player of the Week
Sean O'Haire, Fr., PK, Richmond

Rookie of the Week
Brennan Myer, Fr., QB, Bryant

VILLANOVA FOOTBALL GAME NOTES

NATIONAL RANKINGS

STATS PERFORM FCS TOP 25			NOV. 4
Rk	Team (1st)	Rec.	Pts.
1	North Dakota State (43)	9-1	1,387
2	Montana State (13)	9-0	1,352
3	South Dakota State	7-2	1,288
4	UC Davis	8-1	1,213
5	South Dakota	6-2	1,157
6	Southeast Missouri State	8-1	1,107
7	Montana	7-2	1,009
8	UIW	7-2	950
9	Idaho	6-3	930
10	Mercer	8-1	929
11	Rhode Island	8-1	829
12	Villanova	7-2	799
13	Richmond	7-2	683
14	Tarleton State	7-2	680
15	Abilene Christian	6-3	650
16	Central Arkansas	8-3	447
17	Stony Brook	7-2	444
18	Illinois State	6-3	411
19	UT Martin	6-3	349
20	William & Mary	6-3	290
21	North Dakota	5-4	246
22	Western Carolina	5-4	160
23	Chattanooga	5-4	158
24	Harvard	6-1	153
25	Duquesne	6-2	102

Receiving Votes: Jackson State 89, North Carolina Central 74, East Tennessee State 61, Northern Arizona 55, Stephen F. Austin 54, South Carolina State 48, Dartmouth 37, Drake 28, Southeastern Louisiana 13, Tennessee State 12, Southern Utah 3

AFCA FCS COACHES POLL

			NOV. 4
Rk	Team (1st)	Rec.	Pts.
1	North Dakota State (24)	9-1	648
2	Montana State (2)	9-0	622
3	South Dakota State	7-2	599
4	UC Davis	8-1	568
5	South Dakota	6-2	523
6	Southeast Missouri State	8-1	493
7	Montana	7-2	484
8	UIW	7-2	452
9	Richmond	7-2	411
10	Rhode Island	8-1	372
11	Villanova	7-2	368
12	Idaho	6-3	357
13	Mercer	8-1	348
14	Tarleton State	7-2	320
15	Missouri State	7-2	274
16	Abilene Christian	6-3	249
17	Illinois State	6-3	224
18	Stony Brook	7-2	202
19	Central Arkansas	6-3	201
20	Jackson State	7-2	144
21	William & Mary	6-3	134
22	UT Martin	6-3	99
23	North Dakota	5-4	83
24	Duquesne	6-2	71
25	Harvard	6-1	27

Receiving Votes: South Carolina State 23, North Carolina Central 22, Dartmouth 18, Butler 16, Stephen F. Austin 15, Florida A&M 14, Austin Peay 11, Drake 11, Columbia 9, Western Carolina 9, Chattanooga 7, Northern Arizona 7, Robert Morris 6, Tennessee State 4, Indiana State 3, Lamar 1, Southeastern Louisiana 1

VILLANOVA NOTEBOOK

CATCHING UP WITH KOPECKY

- One of the best stories on the Villanova roster this season has been the recent play of fifth year collegian **Lucas Kopecky**, who is in his first year of college football after playing four years for the Wildcats men's lacrosse team. Kopecky starred in both sports as a scholastic player at Montgomery (N.J.) High School, and in football he was a two-time all-conference and honorable mention all-state selection who set career and single-season school records for receiving yards.
- Kopecky walked onto the football team this year and made his college football debut in the game against Big Ten and FCS foe Maryland on September 21. Beginning with that game, Kopecky has played in six straight contests and has recorded at least one catch in all six games. He scored his first collegiate touchdown on a 26-yard grab in the Stony Brook game on October 5, then followed that performance with four catches for 43 yards at Maine on October 19. He made his first career start and scored another touchdown in the New Hampshire win on October 26. Kopecky has ascended into a starting position on the Villanova depth chart and he is up to third on the team in receiving for the year with 10 receptions for 145 yards and two touchdowns.
- During his undergraduate men's lacrosse career, Kopecky played in 40 games and tallied four goals, 36 ground balls, nine caused turnovers and 58 faceoff wins. He was listed as a midfielder but was a versatile player who the Wildcats used at nearly every spot on the field in his four seasons. Villanova was 35-23 during Kopecky's career and twice reached the BIG EAST Championship final.

HERE'S THE KICKER

- Fifth year kicker **Ethan Gettman**, in his first season at Villanova after playing at Bryant as an undergraduate, had one of his best games of the season in the win at Hampton last week. He tied a season high with two field goals made, including a 40-yard attempt in the third quarter which was his ninth career make and second this season from 40 yards or longer. Gettman also made both of his PAT tries last week and is a perfect 25-of-25 on the year. He added career highs of seven punts and 314 punting yards in the game while having three punts downed inside the 20-yard line and averaging 44.9 yards per punt. Gettman also averaged a season best 64.4 yards on five kickoffs last week.

CAA FOOTBALL ALL-TIME LEAGUE RECORDS

Team	Record	Pct.	Titles (Shared-Outright)	Last Title
Delaware	185-121	.605	10 (8-2)	2020
Villanova	176-115	.605	8 (7-1)	2023
New Hampshire	262-212-10	.552	14 (5-9)	2022
William & Mary	134-115	.538	5 (4-1)	2022
Richmond	155-151	.507	9 (8-1)	2023
Maine	223-258-7	.464	13 (8-5)	2018
Elon	37-43	.463	0 (0-0)	—
Stony Brook	38-51	.427	0 (0-0)	—
Towson	64-92	.410	2 (1-1)	2012
Campbell	5-8	.385	0 (0-0)	—
Monmouth	8-13	.381	0 (0-0)	—
UAlbany	30-59	.337	1 (1-0)	2023
Rhode Island	161-324-7	.334	7 (5-2)	1985
Hampton	6-15	.286	0 (0-0)	—
Bryant	0-5	.000	0 (0-0)	—
North Carolina A&T	0-13	.000	0 (0-0)	—

Former members of the conference are not listed here.

VILLANOVA FOOTBALL GAME NOTES

VILLANOVA NOTEBOOK

LEADING TACKLER

- For the second straight game, senior linebacker **Shane Hartzell** was the Wildcats leading tackler last week. He had a game-high nine total stops in the win over Hampton, making five solo tackles and being credited with four assisted stops. Hartzell holds the team lead in tackles on the season with 84 (seven ahead of **Brendan Bell**). Two weeks ago against New Hampshire he had a monster game with a career-high 20 tackles, including 13 stops in the first half alone. It was the first 20-tackle performance by a Villanova player since 2021 and it earned Hartzell both FCS Defensive Player of the Week honors from Stats Perform as well as CAA Football Defensive Player of the Week accolades.

THE TALENTED MISTER MADDOCKS

- Junior backup quarterback **Tanner Maddocks** has found multiple ways to contribute on the field this season, including most recently as the Wildcats leading punt returner. He had three punt returns for 29 yards at Hampton last week, including returns of 18 yards and 11 yards. Maddocks has returned five punts for 51 yards on the year and is averaging 10.2 yards per return. He had a 22-yard return against Stony Brook which is Villanova’s longest punt return since 2021.
- Maddocks has also excelled as the backup quarterback when called upon. He has seen time under center in three games and is 8-of-14 passing for 112 yards in addition to rushing five times for 17 yards and two touchdowns. Maddocks’ career passing stats are 156 passing yards while going 14-of-20 (70.0%).

BETTER (BELL)IEVE IT

- Fifth year linebacker **Brendan Bell** did something against New Hampshire that no Villanova player had done in the last 16 years. Bell had a career high 4.5 tackles for loss among his nine total stops in the 14-6 win over UNH. It is the most tackles for loss in one game by a Wildcat since September 27, 2008 when *Greg Miller* had 5.5 TFL against Richmond. Miller went on to be selected as a first team AFCA and Walter Camp All-American later that year. Bell had a huge game last week in the New Hampshire win, as he added to his 4.5 tackles for loss with a solo sack for a loss of 15 yards, as well as a forced fumble and a fumble recovery.

TURNOVER STORY

- Villanova has a +4 turnover margin this season and has played turnover-free football in five of its nine games in 2024 after having at least one turnover in all 13 games last year.

VILLANOVA VERSUS FCS RANKED OPPONENTS

Villanova...	All-Time (since 1985)	Mark Ferrante Era	2024 Season
vs. Top 25	72-81 (.471)	14-11	1-0
vs. No. 1 Team	3-7 (.300)	0-2	0-0
vs. 1-5	18-14 (.563)	2-3	0-0
vs. 1-10	28-35 (.444)	3-7	0-0
vs. 11-15	14-16 (.467)	2-1	0-0
vs. 16-20	15-15 (.500)	5-1	0-0
vs. 21-25	15-15 (.500)	4-2	1-0
VU Ranked	58-51 (.532)	11-9	1-0
VU Unranked	14-30 (.318)	3-2	0-0
Home	46-30 (.605)	8-4	1-0
Away	26-51 (.338)	6-7	0-0
Conference	53-71 (.427)	9-9	0-0
Non-Conference	19-10 (.655)	5-2	1-0

CAREER ACCOLADES

TEMI AJIROTUTU	
■ CAA Third Team Offense	2023
DAVID AVIT	
■ Jerry Rice Award Watch List	
■ CAA Rookie of the Week	2024 — 9.30
■ DC Touchdown Club Player of the Week	2024 — 9.30
■ Stats Perform Freshman of the Week	2024 — 10.7
■ CAA Rookie of the Week	2024 — 10.7
BRENDAN BELL	
■ CAA Second Team Defense	2023
■ CAA Defensive Player of the Week	2023 — 9.25
■ CAA Defensive Player of the Week	2023 — 11.6
■ Stats Perform Honorable Mention	2024 — 10.7
■ CAA Defensive Player of the Week	2024 — 10.7
SHANE HARTZELL	
■ CAA Honorable Mention	2023
■ CAA Rookie of the Week	2022 — 11.21
■ Stats Perform Defensive Player of the Week	2024 — 10.27
■ CAA Defensive Player of the Week	2024 — 10.27
RICHIE KIMMEL	
■ CAA Defensive Player of the Week	2024 — 9.2
ISAIAH RAGLAND	
■ CAA Rookie of the Week	2023 — 10.16
■ CAA Rookie of the Week	2024 — 9.2
■ CAA Rookie of the Week	2024 — 9.16
TY TRINH	
■ CAA Second Team Defense	2023
CONNOR WATKINS	
■ CAA Third Team Offense	2023
■ CAA Offensive Player of the Week	2023 — 10.30
ISAS WAXTER	
■ CAA Football Second Team Defense	2023
HEAD COACH MARK FERRANTE	
■ Eddie Robinson Award Finalist	2023
■ AFCA FCS Region 1 Coach of the Year	2021
■ CAA Football Coach of the Year	2021
■ AFCA FCS Assistant Coach of the Year	2015

VILLANOVA FOOTBALL GAME NOTES

FCS PLAYOFF HISTORY

Overall Record: 14-14
Mark Ferrante: 2-3

1989 0-1

R1: at Georgia Southern L, 36-52

1991 0-1

R1: at Youngstown State L, 16-17

1992 0-1

R1: at Youngstown State L, 20-23

1996 0-1

R1: at East Tennessee State L, 29-35

1997 1-1

R1: vs. Colgate W, 49-28

QF: vs. Youngstown State L, 34-37

2002 2-1

R1: vs. Furman W, 45-38

QF: vs. Fordham W, 24-10

SF: at McNeese L, 28-39

2008 1-1

R1: vs. Colgate W, 55-28

QF: at James Madison L, 27-31

2009 4-0

R1: vs. Holy Cross W, 38-28

QF: vs. New Hampshire W, 46-7

SF: vs. William & Mary W, 14-13

NC: vs. Montana (*Chattanooga, Tenn.*) W, 23-21

2010 2-1

R2: at Stephen F. Austin W, 54-24

QF: at Appalachian State W, 42-24

SF: at Eastern Washington L, 31-41

2012 0-1

R1: at Stony Brook L, 10-20

2014 1-1

R2: vs. Liberty W, 29-22

QF: vs. Sam Houston State L, 31-34

2016 1-1

R1: vs. Saint Francis W, 31-21

QF: at South Dakota State L, 7-10

2019 0-1

R1: at Southeastern Louisiana L, 44-45

2021 1-1

R2: vs. Holy Cross W, 21-16

QF: vs. South Dakota State L, 21-35

2023 1-1

R2: vs. Youngstown State W, 45-28

QF: @ South Dakota State L, 12-23

VILLANOVA NOTEBOOK

BIG PLAY POTENTIAL

■ Big plays have been something of a calling card for the Villanova offense in the past few seasons. This was on display in the Stony Brook game on October 5 when the Wildcats had nine plays from scrimmage for 20+ yards. Four of those plays resulted in a score. Freshman running back **David Avit** had long touchdown runs of 72 yards and 59 yards, sophomore **Ja'briel Mace** scored his first career touchdown on a 21-yard run and wide receiver **Lucas Kopecky** hauled in a 26-yard catch for a touchdown. Villanova has 53 plays of 20+ yards this season, of which 36 (20 pass plays, 16 running plays) have come from the line of scrimmage. There are 12 different players on the Wildcats roster who have recorded a rush or a reception of 20 yards or longer (*see page 25*).

DOUBLE DIGIT TACKLERS

■ There have been two occasions this season in which all three of the Villanova starting linebackers had double digit tackles in the same game. The starting group consists of fifth year **Brendan Bell**, senior **Shane Hartzell** and fifth year **Richie Kimmel**. Their most recent game with 10+ stops was in the Stony Brook win on October 5 when Bell had a career-high 15 tackles to go along with 11 stops from Hartzell and 10 tackles by Kimmel. All three players had made 10+ tackles in the season opener against Youngstown State.

FORCING FUMBLES

■ Fifth year starting cornerback **Isas Waxter** had never been credited with a forced fumble in his career prior to the Stony Brook game on October 5. He forced a fumble in that game and then recorded two more forced fumbles in the Maine contest. Waxter is one of two players in CAA Football and one of 17 FCS players nationally with three or more forced fumbles on the year.

TRAILING AT HALFTIME

■ The win over Stony Brook on October 5 marked the first time since November 20, 2021 against Delaware that the Wildcats won a game in which they trailed at halftime. Despite having lost nine games in a row and 23 of their past 29 games when facing a halftime deficit, the Wildcats made up a 17-14 deficit against Stony Brook (and a 24-14 margin midway through the third quarter) by scoring 28 unanswered points in a 42-24 triumph.

OVERTIME HISTORY (since 1985)

Year	Opponent	Result	Score
1988	at Boston University	Win	31-24
1989	Connecticut	Win 6OT	41-35
1994	Delaware	Loss	31-38
1995	James Madison	Loss	27-28
1998	Delaware	Win	34-31
1999	at Connecticut	Win	48-45
1999	Delaware	Win 3OT	51-45
2000	William & Mary	Loss	41-48
2001	James Madison	Win	45-44
2003	at Temple	Win 2OT	23-20
2007	Maine	Win	24-17
2007	at Massachusetts	Loss 4OT	24-32
2008	at Penn	Win	20-14
2010	at Delaware	Win	28-21
2014	at Syracuse	Loss 2OT	26-27
2017	at Albany	Loss	10-19
2019	at Towson	Win	52-45
2020	Rhode Island	Loss	37-40

VILLANOVA FOOTBALL GAME NOTES

VILLANOVA NOTEBOOK

NON-CONFERENCE DOMINANCE

- Villanova closed out its regular season non-conference schedule with a perfect 3-0 record against FCS foes from outside of CAA Football. The wins include a 24-17 triumph over Youngstown State in the season opener as well as a 28-3 road win at Colgate and last week's 24-10 home win versus LIU. Villanova has now won 19 straight regular season non-conference matchups against FCS competition. The streak dates back to the start of the 2016 season and the Wildcats have an average margin of victory of 26.1 points.

FIRST TIME STARTERS

- Villanova had four starters on both sides of the ball who were making their first career starts in this year's season opener against Youngstown State.

PLAYERS WHO MADE FIRST CAREER START IN SEASON OPENER

RB	Isaiah Ragland	5th career game
WR	Kenyon Miles	10th career game
LG	Tommy Broderick	5th career game
RG	Chris McCullers	5th career game
DT	Obinna Nwobodo	17th career game
DE	Capri Martin	12th career game
LB	Richie Kimmel	27th career game
CB	Zahmir Dawud	4th career game

MAKING THEIR DEBUT

- In addition to the first time starters against Youngstown State, the Wildcats also had six players appear in their first collegiate game during the 24-17 victory.

PLAYERS WHO MADE COLLEGIATE DEBUT IN SEASON OPENER

#16	Jack Ryder	Holder
#24	David Avit	Running Back
#38	Newton Essiem	Cornerback
#56	Christian Caballero	Linebacker
#80	Chris Colby	Wide Receiver
#85	Nolan Clayton	Tight End

EXPERIENCE WINS

- Villanova is an experienced group in 2024, with the 93 members of the roster having combined to play in **1,461** career games with **567** starts entering play against Hampton this week.

CAA FAVORITES

- Villanova is the defending CAA Football co-champion and earned last season's automatic bid to the FCS playoffs. In a preseason poll of league head coaches, the Wildcats are considered the favorite to finish atop the league standings once again in 2024. Villanova received nine first-place votes and a total of 217 points in the preseason poll to finish ahead of Richmond (one first-place vote, 189 points) and UAlbany (three first-place votes, 179 points).

CAA PRESEASON HONORS

- Starting quarterback **Connor Watkins** was named the CAA Football Preseason Offensive Player of the Year and was one of a league-high six Wildcats who were selected to the CAA Football Preseason All-Conference Team. The other preseason league honorees are offensive lineman **Temi Ajirofutu**, linebackers **Brendan Bell** and **Shane Hartzell**, cornerback **Isas Waxter** and safety **Ty Trinh**. Wide receiver Jaylan Sanchez was an honorable mention preseason pick.

PRESEASON NATIONAL HONORS

- Villanova quarterback **Connor Watkins** and cornerback **Isas Waxter** were named to the preseason watch lists for the Walter Payton Award and the Buck Buchanan Award which are presented to the top FCS offensive and defensive player each year. Waxter was also named to the Senior Bowl Watch List, while he and linebacker **Shane Hartzell** earned preseason All-America honors from both Stats Perform and Phil Steele.

VILLANOVA FOOTBALL HISTORY

- Villanova is playing its 127th season of varsity football this year and its 40th season as an FCS program since reinstating football in 1985 after a four-year absence. During the program's history the Wildcats have an overall record of 666-504-41 (.567). Prior to the FCS era, Villanova played in college football bowl games in 1937, 1947, 1949, 1961 and 1962 and went 2-2-1 in those games. The wins came against Nevada (27-7) in the 1949 Harbor Bowl in San Diego and against Wichita State (17-9) in the 1961 Sun Bowl in El Paso.

Since becoming an FCS program, the Wildcats have made 15 appearances in the FCS playoffs and have advanced to at least the semifinals three times (2002, 2009 and 2010). Former head coach **Andy Talley** guided Villanova to its first national title with a 23-21 victory over Montana in 2009. The Wildcats have also won at least a share of eight league championships in the Yankee Conference (1988-1996), the Atlantic 10 Conference (1997-2006) and CAA Football (2007-present).

VILLANOVA FOOTBALL GAME NOTES

VILLANOVA'S RECORD...

	2024	Ferrante
Overall	7-2	54-31
CAA Football	4-1	34-23
Non-Conference	3-1	20-8
Home	4-0	28-12
Road	3-2	26-19
Neutral	0-0	0-0
Current Streak	W2	W2
Home Streak	W4	W13
Road Streak	W1	W1

Day Games	4-2	40-27
Night Games	3-0	14-4
March	0-0	1-1
April	0-0	1-1
August	1-0	2-0
September	3-1	21-10
October	2-1	13-10
November	1-0	14-7
December	0-0	2-2
Ranked Teams	1-0	14-12
Unranked Teams	6-2	40-19
Overtime	0-0	1-2

After 1st Quarter

Leading	3-0	42-7
Trailing	3-2	6-16
Tied	1-0	6-8

Halftime

Leading	5-0	47-5
Trailing	1-2	6-24
Tied	1-0	1-2

After 3rd Quarter

Leading	7-0	48-4
Trailing	0-2	5-24
Tied	0-0	1-3

Scoring

Scoring First	3-0	44-10
Opp. Scores First	4-2	10-21
Scoring 0-9	0-1	0-7
Scoring 10-19	2-0	5-13
Scoring 20-29	4-1	12-6
Scoring 30-39	0-0	19-3
Scoring 40+	1-0	18-2
Allowing 0-9	2-0	16-0
Allowing 10-19	4-0	22-4
Allowing 20-29	1-0	12-9
Allowing 30-39	0-2	3-11
Allowing 40+	0-0	1-7

Game Decided By

0-9 Points	4-0	17-12
10-19 Points	2-1	9-8
20+ Points	1-1	28-11

Statistics

Outgain opp.	6-0	47-6
Outgained by opp.	1-2	7-25
VU 100-yard rusher	4-0	26-4
VU 100-yard receiver	2-0	23-10
VU 300-yard passer	0-0	5-4
Opp. 100-yard rusher	2-0	5-14
Opp. 100-yard receiver	0-1	10-12
Opp. 300-yard passer	0-1	6-8

Turnovers

No turnovers	4-1	18-4
1-2 turnovers	3-0	31-19
3+ turnovers	0-1	5-8
No takeaways	1-0	5-9
1-2 takeaways	5-2	33-20
3+ takeaways	1-0	16-2
Win turnover margin	5-1	32-6
Lose turnover margin	1-1	8-16
Turnovers tied	0-0	13-6

STATISTICAL RANKINGS

Team Stats	CAA	FCS	Stat
------------	-----	-----	------

Offense

Rushing Offense	7	47	167.1
Red Zone Offense	9	56	82.1%
3rd Down Pct.	11	83	35.8%
First Downs	13	71	159
Scoring Offense	13	88	21.4
Total Offense	13	94	314.8
4th Down Pct.	14	78	44.4%
Sacks Allowed/Game	15	110	3.22
Passing Efficiency	16	102	111.59
Passing Offense	16	109	147.7

Defense

Scoring Defense	1	8	17.1
Passing Defense	1	13	169.2
Total Defense	1	17	310.7
Red Zone Defense	2	7	67.9%
Opp. 3rd Down Pct.	2	22	33.3%
Def. Passing Efficiency	2	25	118.81
First Downs Allowed	3	32	153
Rushing Defense	4	41	141.4
Opp. 4th Down Pct.	4	50	46.7%
Team Sacks/Game	15	97	1.44

Special Teams

PAT Percentage	T1	n/a	100.0%
Punt Return Defense	2	27	5.78
Kickoff Ret. Def.	3	20	17.13
Net Punting	5	24	39.36
Kickoff Returns	6	45	21.14
Punt Returns	10	64	7.78
Field Goal Pct.	16	n/a	50.0%

Miscellaneous

Turnover Margin	4	30	+4
Penalty Yards/Game	10	75	58.22
Time of Possession	11	68	29.51
Penalties/Game	13	85	6.89

Player Stats*	CAA	FCS	Stat
---------------	-----	-----	------

Brendan Bell

Tackles For Loss/Gm	5	36	1.2
---------------------------	---	----	-----

Timmy Furgeson

Fumble Recoveries	1	5	2
-------------------------	---	---	---

Ethan Gettman

Punting Average	5	30	42.5
-----------------------	---	----	------

Shane Hartzell

Tackles/Game	3	15	9.3
--------------------	---	----	-----

Isas Waxter

Forced Fumbles/Game	1	6	0.38
---------------------------	---	---	------

n/a Team stat not kept in FCS national stats

** Players who rank in the top five in the CAA*

WILDCATS IN THE NFL

CURRENT NFL ROSTERS

Christian Benford, Bills

Qadir Ismail, Ravens (practice squad)

Jalen Jackson, Jaguars (practice squad)

Tanoh Kpassagnon, Saints

ALL-TIME NFL DRAFT PICKS

Year.....Name.....RdTeam

1936.....	Eddie Michaels	2	Bears
1938.....	John Mellus	7	Giants
1940.....	Andy Chisick	7	Cardinals
1943.....	George Smith	21	Cardinals
1943.....	Steve Pritko	28	Rams
1944.....	Val Jansante	10	Steelers
1944.....	Al Postus	20	Eagles
1947.....	Bob David	25	Rams
1949.....	Lou Ferry	3	Packers
1949.....	Ed Berrang	5	Redskins
1950.....	Ralph Pasquariello	1	Rams
1950.....	John Sandusky	2	Browns
1950.....	Steve Romanik	3	Bears
1950.....	Dan Brown	11	Redskins
1951.....	Pete D'Alonzo	4	Lions
1953.....	Gene Filipski	7	Browns
1956.....	Don McComb	21	Giants
1957.....	Joe Ryan	25	Bears
1962.....	Frank Budd	7	Eagles
1962.....	Sam Gruneisen		Chargers
1963.....	Larry Glueck	3	Bears
1963.....	Billy Joe		Broncos
1965.....	Mike Strofolino	4	Rams
1965.....	Al Atkinson		Bills
1969.....	Rich Moore	1	Packers
1969.....	John Sodaski	9	Steelers
1970.....	Billy Walik	11	Eagles
1972.....	Mike Siani	1	Raiders
1972.....	John Babinecz	2	Cowboys
1972.....	Ernie Messmer	13	Steelers
1973.....	Kevin Reilly	7	Dolphins
1974.....	Joe Miller	11	Redskins
1974.....	John Givens	14	Falcons
1975.....	John Zimba	5	Browns
1976.....	Gary Shugrue	11	Lions
1976.....	Steve Ebbecke	13	Eagles
1977.....	John Mastronardo	10	Eagles
1981.....	Howie Long	2	Raiders
1981.....	David Martin	9	Lions
2002.....	Brian Westbrook	3	Eagles
2008.....	Matt Sherry	6	Bengals
2011.....	Ben Ijalana	2	Colts
2017.....	Tanoh Kpassagnon	2	Chiefs
2017.....	Brad Seaton	2	Titans
2022.....	Christian Benford	6	Bills

VILLANOVA FOOTBALL GAME NOTES

COMPLETE STUDENT-ATHLETES

ACADEMIC HIGHLIGHTS

NCAA ACADEMIC DATA

■ Each year the NCAA recognizes programs that have a multi-year Academic Progress Rate (APR) score that ranks within the top 10 percent of their sport nationwide. Villanova has earned this award nine times in the 18-year history of the APR program.

■ In the most recent APR data released in June 2024 the football program's multi-year APR score of 982 was 25 points above the national average for FCS programs.

■ New data on the NCAA Graduation Success Rate (GSR) was released in December 2023 and Villanova led all CAA Football schools while matching a program record at 96 percent.

ACADEMIC ALL-AMERICANS

■ One of the highest honors that a student-athlete can achieve is to be named an Academic All-American, an award which encompasses both academic achievement as well as contributions on the field. Villanova has had 12 football student-athletes earn a total of 14 Academic All-America honors over the years.

CAA TEAM ACADEMIC EXCELLENCE

■ Villanova has been the winner of the CAA Football Team Academic Excellence Award four times in the last eight years. The award is presented at the end of each academic year to the conference school with the highest team GPA.

CAA SCHOLAR-ATHLETE OF THE YEAR

■ Villanova has had five student-athletes be named the CAA Football Scholar-Athlete of the Year. Nominees for the award must have attained senior standing academically and have a cumulative GPA of 3.0 or higher.

CAA ACADEMIC HONOR ROLL

■ Student-athletes with a semester GPA of 3.0 or higher are named to the CAA Commissioner's Academic Honor Roll. Villanova had 62 honorees for the Fall 2022 semester and 63 student-athletes achieve this distinction for the Spring 2023 term.

ACADEMIC ALL-AREA TEAMS

■ In conjunction with the *Philadelphia Inquirer*, the sports information directors at the colleges and universities in the Philadelphia area (PhillySIDA) name an Academic All-Area team and a football Performer of the Year each season. In the 17 years of the Academic All-Area program, which started with the 2005-06 academic year, the football team has had a total of 60 selections to the Academic All-Area Team. In addition, the Wildcats have had five Performers of the Year.

NCAA PUBLIC RECOGNITION AWARD

■ 2004-05
■ 2005-06
■ 2006-07
■ 2007-08
■ 2008-09
■ 2014-15
■ 2015-16
■ 2016-17
■ 2017-18

ACADEMIC ALL-AMERICANS

■ David Graziano	1975, 1976
■ Ron Sency	1987
■ Rich Spugnardi	1987
■ Bob Brady	1988
■ Peter Lombardi	1988
■ Scott Rushton	1988
■ Kevin Martchek	1990
■ Tim Matas	1992
■ Gregg Ziegler	1994
■ Deon Jackson	1996
■ Raymond Ventrone	2003
■ Don Cherry	2014, 2015

CAA ACADEMIC EXCELLENCE AWARD

■ Villanova	2016-17
■ Villanova	2017-18
■ Villanova	2022-23
■ Villanova	2023-24

CAA SCHOLAR-ATHLETE OF THE YEAR

■ Matt Sherry	2007-08
■ Osayi Osunde	2009-10
■ Don Cherry	2014-15
■ Jake Prus	2015-16
■ Colin Gamroth	2021-22

ACADEMIC HONOR ROLL SELECTIONS*

■ 1988-89	5
■ 1989-90	9
■ 1990-91	6
■ 1992-93	4
■ 1993-94	8
■ 1994-95	14
■ 1995-96	7
■ 1996-97	6
■ 1997-98	1
■ 1998-99	7
■ 1999-00	4
■ 2000-01	5
■ 2001-02	5
■ 2002-03	13
■ 2003-04	10
■ 2004-05	9
■ 2005-06	10
■ 2006-07	9
■ 2007-08	11
■ 2008-09	7
■ 2009-10	7
■ 2010-11	8
■ 2011-12	12
■ 2012-13	11
■ 2013-14	16
■ 2014-15	20
■ 2015-16	42
■ 2016-17	42
■ 2017-18	46
■ 2018-19 (Fall)	41
■ 2018-19 (Spring)	38
■ 2019-20 (Fall)	45
■ 2019-20 (Spring)	52
■ 2020-21 (Fall)	43
■ 2020-21 (Spring)	51
■ 2021-22 (Fall)	55
■ 2021-22 (Spring)	48
■ 2022-23 (Fall)	62
■ 2022-23 (Spring)	63
■ 2023-24 (Fall)	59
■ 2023-24 (Spring)	57

* Criteria for this award has periodically changed over the years.

ACADEMIC ALL-AREA PERFORMERS OF THE YEAR

■ Brian Hulea	2005-06
■ Matt Sherry	2007-08
■ Osayi Osunde	2009-10
■ Chris Whitney	2010-11
■ Forrest Rhyne	2021-22

ACADEMIC ALL-AREA SELECTIONS

■ Brian Hulea	2005-06
■ Adam James	2005-06
■ Frank Jankowski	2005-06

■ Allyn Bacchus	2006-07
-----------------	---------

■ Idriz Bauta	2007-08
■ Osayi Osunde	2007-08
■ Matt Sherry	2007-08

■ Angelo Babbaro	2008-09
■ Idriz Bauta	2008-09
■ Osayi Osunde	2008-09
■ Chris Whitney	2008-09

■ Angelo Babbaro	2009-10
■ Osayi Osunde	2009-10
■ Chris Whitney	2009-10

■ Angelo Babbaro	2010-11
■ Chris Whitney	2010-11

■ Josh Bucci	2011-12
■ Craig James	2011-12
■ Nick Yako	2011-12

■ Josh Bucci	2012-13
■ Bill Vogel	2012-13

■ Don Cherry	2013-14
■ Kevin Gulyas	2013-14
■ Cameron McCurry	2013-14
■ Bill Vogel	2013-14

■ Don Cherry	2014-15
■ Kevin Gulyas	2014-15
■ Ross Hall	2014-15
■ Cameron McCurry	2014-15
■ Jake Prus	2014-15

■ Don Cherry	2015-16
■ Kevin Gulyas	2015-16
■ Tanoh Kpassagnon	2015-16
■ Jake Prus	2015-16

■ Ryan Bell	2016-17
■ Tanoh Kpassagnon	2016-17
■ Rob Rolle	2016-17

■ Matt Donoghue	2017-18
■ John Hinchin	2017-18
■ Ricky Young	2017-18

■ Keeling Hunter	2018-19
■ Drew Kresge	2018-19
■ Chucky Smith	2018-19
■ Jeff Steeb	2018-19

■ Colin Gamroth	2019-20
■ Paul Grattan	2019-20
■ Forrest Rhyne	2019-20
■ Chucky Smith	2019-20

■ Cole Bunce	2021-22
■ Justin Covington	2021-22
■ Malik Fisher	2021-22
■ Colin Gamroth	2021-22
■ Jaaron Hayek	2021-22
■ Forrest Rhyne	2021-22

■ Michael Corbi	2022-23
■ Jaaron Hayek	2022-23

■ Brendan Bell	2023-24
■ Michael Corbi	2023-24
■ Ty Trinh	2023-24
■ Connor Watkins	2023-24

VILLANOVA FOOTBALL GAME NOTES

VILLANOVA HEAD COACH MARK FERRANTE



Mark Ferrante enters his eighth season as the Thomas and Diane Treacy Endowed Football Head Coach in 2024 and is in his 38th year overall with the Wildcats including his time as head coach and 30 years prior as an assistant coach from 1987-2016. He has been a part of 264 victories and all 15 of the program's FCS playoff appearances during his Villanova tenure. Entering the 2024 season Ferrante has a career head coaching record of 47-29 (.618) which includes 30 regular season CAA Football wins, two league titles and three playoff appearances.

Under Ferrante's watch, the Wildcats have won a share of the CAA Football title and earned the league's automatic bid to the Division I Football Championship in two of the

last three seasons. He guided Villanova to its latest conference championship and postseason berth in 2023 when the team went 10-3 and reached the quarterfinal round of the playoffs. The season included three wins over nationally-ranked opponents and the Wildcats clinched their CAA title and automatic playoff bid with a dominant 35-7 win at No. 7 Delaware in the final game of the regular season. Despite being picked to finish seventh in the CAA and not appearing in the pre-season national rankings, Villanova emerged from the year as conference champions and finished the 2023 campaign ranked No. 6 in the final Stats Perform poll of the season.

There was plenty of recognition to go around for a Villanova team which excelled in every facet of the game a year ago. For the third time in the past five seasons the Wildcats had at least 10 players selected to the CAA Football All-Conference teams, led by offensive lineman Michael Corbi and wide receiver Rayjuan Pringle on the first team. Villanova had a dozen all-conference honorees overall, with players on the second team to go along with three third team choices and two honorable mention selections. Corbi went on to be named an All-American by Stats Perform and Phil Steele, while Pringle (Phil Steele) and cornerback Isas Waxter (FCS Football Central) also earned All-America recognition.

In his first seven seasons as head coach, Ferrante has seen the Wildcats win five CAA Football major awards and earn a total of 52 all-conference accolades. Three players under Ferrante's watch - Corbi, cornerback Christian Benford and linebacker Forrest Rhyne - have earned All-America honors from Stats Perform and/or the American Football Coaches Association. Benford and Rhyne were first team All-Americans in 2021. Ferrante is himself one of the CAA Football major award winners after earning his first Coach of the Year honor in 2021.

Villanova had a breakthrough 2021 season which included a conference title and a top-eight seed in the FCS playoffs. In addition to being named the CAA Football Coach of the Year, Ferrante was the 2021 winner of the AFCA FCS Region 1 Coach of the Year award. That honor made him a finalist for National Coach of the Year consideration and earned him recognition at the AFCA national convention following the season. Ferrante guided the Wildcats to a 10-3 record in 2021 and Villanova won a share of the CAA Football title while reaching the playoffs for the second time in his head coaching tenure (2019, 2021).

Ferrante's 2021 squad was the first Wildcats team in seven years to finish the season ranked in the top-10 of both FCS national polls. Villanova came in at No. 8 in the final Stats Perform and AFCS FCS Top 25 rankings while tallying their seventh season in program history with 10 or more victories. The team hosted two playoff games and achieved success by playing - and beating - some of the top FCS teams in the nation. Villanova's 10-3 record was punctuated by four victories over Top 25 opponents, including No. 3 James Madison, No. 18 Rhode Island, No. 21 Richmond and No. 24 Holy Cross. Ferrante led the Wildcats to a 7-1 record against a challenging CAA Football schedule to mark the fifth season since 1988 in which the team had no more than one loss in conference play.

Villanova's league championship teams in 2021 and 2023 featured several players who had an opportunity to continue their football careers beyond the collegiate ranks. Following the 2023 season, running back Jalen Jackson and offensive lineman Nick Torres signed free agent contracts with the Jacksonville Jaguars and the Kansas City Chiefs, respectively. Three other players - running back TD Ayo-Durojaiye (Chicago Bears/Kansas City Chiefs), linebacker Danny Abraham (Seattle Seahawks) and wide receiver Jaaron Hayek (Kansas City Chiefs) - were invited to attend NFL rookie mini camps.

FERRANTE YEAR BY YEAR

AS HEAD COACH			
Year	School	Record	Conference
2017	Villanova	5-6	3-5
2018	Villanova	5-6	2-6
2019	Villanova	9-4	5-3
2020	Villanova	2-2	2-2
2021	Villanova	10-3	7-1
2022	Villanova	6-5	4-4
2023	Villanova	10-3	7-1
2024	Villanova	7-2	4-1
Total	8 Seasons	54-31	34-23

AS ASSISTANT COACH

Year	School	Record	Postseason
1983	St. Lawrence	5-3-1	
1984	Wagner	6-4	
1985	Lafayette	6-5	
1986	Lafayette	6-5	
1987	Villanova	6-4	
1988	Villanova	5-5-1	
1989	Villanova	8-4	FCS First Round
1990	Villanova	6-5	
1991	Villanova	10-2	FCS First Round
1992	Villanova	9-3	FCS First Round
1993	Villanova	3-8	
1994	Villanova	5-6	
1995	Villanova	3-8	
1996	Villanova	8-4	FCS First Round
1997	Villanova	12-1	FCS Quarterfinals
1998	Villanova	6-5	
1999	Villanova	7-4	
2000	Villanova	5-6	
2001	Villanova	8-3	
2002	Villanova	11-4	FCS Semifinals
2003	Villanova	7-4	
2004	Villanova	6-5	
2005	Villanova	4-7	
2006	Villanova	6-5	
2007	Villanova	7-4	
2008	Villanova	10-3	FCS Quarterfinals
2009	Villanova	14-1	FCS Champions
2010	Villanova	9-5	FCS Semifinals
2011	Villanova	2-9	
2012	Villanova	8-4	FCS First Round
2013	Villanova	6-5	
2014	Villanova	11-3	FCS Quarterfinals
2015	Villanova	6-5	
2016	Villanova	9-4	FCS First Round

FERRANTE RECORD BY OPPONENT

Opponent	Record	Last Meeting
Army West Point	0-1	2022 (L, 10-49)
Bucknell	3-0	2021 (W, 55-3)
Colgate	3-0	2024 (W, 28-3)
Delaware	6-1	2023 (W, 35-7)
Elon	2-1	2023 (W, 21-0)
Hampton	2-0	2024 (W, 20-14)
Holy Cross	1-0	2021 (W, 21-16)
James Madison	1-3	2021 (W, 28-27)
Lafayette	1-0	2017 (W, 59-0)
Lehigh	6-0	2023 (W, 38-10)
LIU	3-0	2024 (W, 24-10)
Maine	4-2	2024 (L, 7-35)
Maryland	0-1	2024 (L, 20-38)
Monmouth	0-1	2022 (L, 42-49)
New Hampshire	2-2	2024 (W, 14-6)
North Carolina A&T	1-0	2023 (W, 37-14)
Penn State	0-1	2021 (L, 17-38)
Rhode Island	2-2	2023 (W, 35-9)
Richmond	3-2	2022 (L, 10-20)
South Dakota State	0-2	2023 (L, 12-23)
Southeastern Louisiana	0-1	2019 (L, 44-45)
Stony Brook	4-2	2024 (W, 42-24)
Temple	1-1	2018 (W, 19-17)
Towson	4-2	2024 (W, 14-13)
UAlbany	2-2	2023 (L, 10-31)
UCF	0-1	2023 (L, 14-48)
William & Mary	1-3	2022 (L, 12-45)
Youngstown State	2-0	2024 (W, 24-17)

VILLANOVA FOOTBALL GAME NOTES

MARK FERRANTE / VILLANOVA COACHING STAFF

Ferrante coached 11 players on the 2021 team who had professional opportunities, led by Christian Benford who was a sixth round draft pick of the Buffalo Bills and has since gone on to have a successful NFL career in Buffalo. In addition, 2021 CAA Football Defensive Player of the Year and first team All-American Forrest Rhyne signed a free agent contract and played in the NFL with the Indianapolis Colts. Cornerback Denzel Williams signed a free agent contract with the Baltimore Ravens.

One of the theme's of Ferrante's head coaching tenure has been his ability to keep his teams largely intact throughout the COVID pandemic and the changing landscape of college sports. Villanova began the 2021 season with 75 out of 85 players returning from the previous Spring, while the members of the 2023 team had combined to play in more than 1,000 college football games even before the season started. Experience wins, and Nova Nation has taken notice. Villanova's average attendance for five regular season home games in 2021 was its highest mark since 2013 and represented a 23 percent increase from 2019 prior to the pandemic. The increased attendance included the Wildcats first home sellout crowd since 2015 during the 2021 Family Weekend game against Richmond.

Ferrante has continually stressed the importance of his student-athletes coming to Villanova for a complete collegiate experience which includes excellence in their academic pursuits. In his first seven years as head coach, the Wildcats have been the winner of the CAA Football Team Academic Excellence Award three times. The award is presented to the team with the highest GPA in the conference each academic year and Villanova has been a repeat winner of the honor for both the 2022-23 and 2023-24 academic years.

The football program has set and tied its highest overall NCAA Graduation Success Rate (GSR) with a mark of 96 percent in each of the past two years. The most recent NCAA GSR data was released in December 2023 and the Wildcats had the highest score among CAA Football teams in both the NCAA metric and the federal rate calculation (93 percent). Additionally, new NCAA Academic Progress Rate (APR) data was released in June 2024 and Villanova's multi-year score of 982 was tied for second among CAA schools.

While winning the CAA Football title in 2023, the Wildcats had 59 student-athletes selected to the CAA Football Commissioner's Academic Honor Roll during the Fall semester and another 56 honorees for the Spring 2024 grading period.

Three student-athletes during the academic year were recognized as High Honors with Distinction for having a perfect 4.0 semester GPA: Nathan Fondacaro achieved this distinction in the Fall, while Tim Brown and Jake Picard did the same in the Spring. Villanova has had more than 650 selections to the CAA Football Commissioner's Academic Honor Roll during Ferrante's head coaching tenure and has had more than 550 selections to the Athletic Director's Honor Roll which is announced each semester for student-athletes who post a GPA of 3.2 or higher during the grading period.

In addition to Benford being an NFL Draft pick and the aforementioned NFL free agent contracts signed by Jackson, Torres, Rhyne and Williams, six players signed free agent contracts earlier in Ferrante's head coaching tenure. The list includes offensive tackle Brandon Hitner (LA Rams); safety Rob Rolle (Miami Dolphins); offensive lineman Ethan Greenidge (New Orleans Saints); defensive back Trey Johnson (Pittsburgh Steelers); defensive back Malik Reaves (Kansas City Chiefs); and linebacker Ed Shockley (Dallas Cowboys).

Ferrante leads one of the nation's elite FCS programs after playing an instrumental role in the Wildcats rise to national prominence. He has been a part of the coaching staff for all 15 of Villanova's appearances in the FCS playoffs, including the 2009 national championship season and a 2010 semifinal appearance while serving as the Assistant Head Coach on Andy Talley's staff. Ferrante has been a part of Villanova teams that have won eight CAA titles, three Lambert Meadows Cups and three ECAC Team of the Year awards.

Ferrante's success during his years as an assistant coach were recognized by others outside the Villanova program. At the end of the 2015 season he was named the FCS Assistant Coach of the Year by the American Football Coaches Association (AFCA). This award was first presented in 1997 and was created to honor assistant coaches who excel in community service, commitment to student-athletes and on-field coaching success.


Ferrante was a standout collegiate performer in his own right prior to joining the football coaching ranks. He was the quarterback for Andy Talley at St. Lawrence where he was named the 1982 Division III Player of the Year to go along with first team All-East honors. Ferrante directed the offense for a St. Lawrence team that went 10-1 during the 1982 season and reached the national semifinals in the playoffs.



Mark Ferrante
Head Coach



Chris Boden
Offensive Coordinator
Quarterbacks



Ross Penny Packer
Defensive Coordinator
Defensive Line



Sean Devine
Offensive Run Game Coord.
Offensive Line



David Riede
Recruiting Coordinator
Linebackers



Nate Pagan
Wide Receivers




Matt Colangelo
Special Teams Coord.
Safeties




Josh Fletcher
Running Backs



Dustin Johnson
Cornerbacks



Lachlan Kline
Offensive Assistant
Tight Ends



Ricky Venuto
Defensive Assistant



TJ Landis
Coord. of Video Ops. &
Administrative Services



Tyler Waite
Athletic Trainer



Mike Tucker
Strength & Conditioning

VILLANOVA FOOTBALL GAME NOTES

NUMERICAL ROSTER

No.	Name	Pos.	Cl.	Ht.	Wt.	Hometown	No.	Name	Pos.	Cl.	Ht.	Wt.	Hometown
0	Isas Waxter	DB	Gr.	6-2	215	Newark, N.J.	41	Garrett Rogan	DB	Jr.	6-3	200	Mercer Island, Wash.
1	Jon Wyatt	DB	So.	6-2	200	Somerset, N.J.	42	Timmy Furgeson	LB	Gr.	6-2	225	Gaithersburg, Md.
2	Eli Smith	RB	Jr.	6-0	215	Houston, Texas	43	Nino Betances	DB	Jr.	5-10	190	Brooklyn, N.Y.
3	Tanner Maddocks	QB	So.	6-1	210	Reading, Pa.	44	Richie Kimmel	LB	Sr.	6-1	235	Holmes, Pa.
3	Josh Oluremi	DB	So.	6-3	205	Avenel, N.J.	45	Ethan Gettman	PK	Gr.	6-4	205	Daytona Beach, Fla.
4	Jalen Goodman	DB	Gr.	6-0	205	Narberth, Pa.	48	Ralee Stephens	WR	Fr.	5-9	165	Asbury, N.J.
4	Connor Watkins	QB	Gr.	6-3	225	Williamsport, Pa.	50	AJ Koukou	DL	Fr.	6-1	275	Havertown, Pa.
5	Jaylan Sanchez	WR	Jr.	6-0	200	North Bergen, N.J.	51	Dale Law	LB	Jr.	6-1	225	West Chester, Pa.
6	Nate Hill	WR	So.	6-3	210	Dallas, Texas	52	Chandon Pierre	DL	Gr.	6-2	285	Reno, Nev.
7	Tyrell Mims	DB	Gr.	5-10	195	Philadelphia, Pa.	54	Thomas Colello	LS	Fr.	5-11	190	North Caldwell, N.J.
8	Michael Benincasa	QB	So.	6-1	215	Ardmore, Pa.	55	Mike Kennedy	DL	So.	6-1	290	Greenville, S.C.
8	Kaleb Moody	DB	Gr.	5-10	205	North Andover, Mass.	56	Christian Caballero	LB	R-Fr.	6-2	225	Niceville, Fla.
8	James Mott	QB	Gr.	6-0	195	Laguna Beach, Calif.	61	Dan McManus	OL	Jr.	6-4	285	Havertown, Pa.
9	Antonio Johnson	TE	Jr.	6-4	250	Fort Lauderdale, Fla.	62	RJ Reyes	OL	R-Fr.	6-5	295	Weston, Fla.
9	Ty Trinh	DB	Gr.	6-0	205	Owings Mills, Md.	63	Quin Whalen	OL	Jr.	6-4	290	Chalfont, Pa.
10	JR Strauss	LB	So.	6-3	225	Reading, Pa.	65	Ian Erickson	OL	Jr.	6-6	315	Atlanta, Ga.
11	Jordan Nelson	LB	Sr.	6-2	230	Palmerton, Pa.	66	Tyler Langin	DL	So.	6-3	270	Houston, Texas
12	Colin Kennedy	LB	Jr.	6-2	225	Fair Haven, N.J.	67	Kyle Fay	OL	R-Fr.	6-6	300	Cranford, N.J.
13	Ethan Carr	WR	Jr.	6-2	205	Harrison City, Pa.	69	Jake Picard	OL	Sr.	6-4	310	Hope, R.I.
14	Dylan Mills	QB	Fr.	6-2	210	Dana Point, Calif.	70	Dhamir Wesley	OL	Fr.	6-5	280	Millersville, Pa.
14	Robert Russo	QB	So.	6-3	225	Millsboro, Del.	73	Gilbert Deglau	OL	Gr.	6-5	295	Richmond, Va.
15	Kenyon Miles	WR	So.	6-2	195	Huntington Station, N.Y.	74	Temi Ajitrotutu	OL	Gr.	6-5	320	Queens, N.Y.
16	Lucas Kopecky	WR	Gr.	6-3	200	Rocky Hill, N.J.	75	Stephane Voltaire	OL	Jr.	6-5	320	Randolph, Mass.
16	Jack Ryder	QB	Jr.	6-2	205	Media, Pa.	76	Chris McCullers	OL	R-Fr.	6-3	315	Round Hill, Va.
17	Irene Ngabonziza	WR	Jr.	5-9	190	Fort Worth, Texas	78	Tommy Broderick	OL	R-Fr.	6-5	305	Alpharetta, Ga.
18	Julian Glantz	RB	Jr.	6-1	220	Scarsdale, N.Y.	79	Ryan Cregan	OL	Fr.	6-6	290	Morristown, N.J.
19	Chris Dobrydney	WR	Jr.	5-10	185	Fairfax, Va.	80	Chris Colby	WR	Fr.	6-3	210	Rowley, Mass.
20	Isaiah Ragland	RB	R-Fr.	5-9	215	Alexandria, Va.	81	Brandon Binkowski	WR	Fr.	6-3	205	Haymarket, Va.
21	Jayvont Williams	DB	R-Fr.	6-1	200	Fort Worth, Texas	82	Ryan Kennedy	WR	So.	5-11	195	Cleveland Heights, Ohio
22	Devin Smith	WR	Gr.	5-10	185	Durham, N.C.	83	Luke Daly	WR	Jr.	6-1	195	Rye, N.Y.
23	Jamie Tyson	DB	Fr.	6-2	185	Somers Point, N.J.	84	Daniel Lopes	WR	Jr.	6-2	200	Cheshire, Conn.
24	David Avit	RB	Fr.	6-0	220	Potomac, Md.	85	Nolan Clayton	TE	R-Fr.	6-5	245	King of Prussia, Pa.
25	Christian Sapp	DB	Jr.	6-0	195	East Stroudsburg, Pa.	86	Sean Brodnik	TE	Fr.	6-3	220	Ardmore, Pa.
26	Isaiah Wright	RB	Jr.	5-8	205	Douglassville, Pa.	87	Ryan Sorge	WR	So.	6-3	210	Warrington, Pa.
27	Anthony Hawkins	DB	Fr.	6-3	190	Arnold, Md.	88	Carmen Ostroski	TE	Gr.	6-4	230	Blue Bell, Pa.
28	Brendan Bell	LB	Gr.	6-2	230	Basking Ridge, N.J.	89	James Welde	TE	Sr.	6-4	250	Havertown, Pa.
30	Ja'briel Mace	RB	R-Fr.	5-9	180	Somers Point, N.J.	90	Sebastian Smith	PK	Jr.	5-10	195	Bellingham, Wash.
31	Shane Hartzell	LB	Jr.	6-0	230	Perkasie, Pa.	91	Ayden Howard	DL	Sr.	6-2	295	McKinney, Texas
32	Omari Bursey	LB	Fr.	6-0	220	Broomfield, Colo.	92	Nigel McSween	DL	R-Fr.	6-4	255	Newark, N.J.
33	Turner Inge	LB	So.	6-1	220	Williamstown, N.J.	93	Capri Martin	DL	So.	6-2	260	Harlem, N.Y.
34	Ethan Potter	DB	Gr.	5-11	205	Chesapeake City, Md.	94	Ivan Murray	DL	R-Fr.	6-3	290	Paulsboro, N.J.
35	Langston White	LB	Fr.	6-2	210	Bristow, Va.	96	Ugo Nwotite	DL	Fr.	6-5	215	Linwood, N.J.
36	Damill Bostic	CB	Fr.	6-0	175	Hyattsville, Md.	97	Daniel Mueller	P	So.	5-10	190	Ephrata, Pa.
37	Zahmir Dawud	DB	R-Fr.	6-0	185	North Brunswick, N.J.	97	Chuck Smith	DL	Gr.	6-3	280	Suwanee, Ga.
38	Newton Essiem	DB	Fr.	5-11	175	Frederick, Md.	98	Obinna Nwobodo	DL	Sr.	6-3	295	Wilmington, Del.
39	Luke Myers	PK	Fr.	5-10	165	Breinigsville, Pa.	99	Ratu Delano Navoti	DL	Fr.	6-3	265	Brooklyn, N.Y.
40	Jason Hall	LB	R-Fr.	6-2	225	Fall River, Mass.							

PRONUNCIATION GUIDE

0	Isas Waxter	ice-iss (goes by ice)	52	Chandon Pierre	CHAN-don
5	Jaylan Sanchez	jalen	69	Jake Picard	pa-card
9	Ty Trinh	trinn	73	Gilbert Deglau	del-lau (rhymes with wow)
12	Tanner Maddocks	mad-ocks	74	Temi Ajitrotutu	tem-ee ah-joro-too-too
16	Lucas Kopecky	ko-peck-ee	75	Stephane Voltaire	ste-fon vole-tare
17	Irene Ngabonziza	i-ruh-nay gob-on-zee-zuh	79	Ryan Cregan	cree-ginn
19	Chris Dobrydney	da-brid-nee	83	Luke Daly	daily
24	David Avit	Av-it	87	Ryan Sorge	sorj (rhymes with George)
30	Ja'briel Mace	ja-breel	89	James Welde	well-D
32	Omari Bursey	bur-see	93	Capri Martin	ka-pree
37	Zahmir Dawud	da-wood	96	Ugo Nwotite	ooh-go wo-tee-tay
48	Ralee Stephens	rally	98	Obinna Nwobodo	o-binn-uh wa-BO-doe
50	AJ Koukou	koo-koo	99	Ratu Delano Navoti	rah-too de-lon-oh na-va-tee

VILLANOVA FOOTBALL GAME NOTES

OFFENSIVE DEPTH CHART

Pos.	No.	Name	Cl.	Ht.	Wt.	Hometown	Pronunciation
QB	4	Connor Watkins	6th	6-3	225	Williamsport, Pa.	
	3	Tanner Maddocks	So.	6-1	210	Reading, Pa.	mad-ocks
RB	20	Isaiah Ragland	R-Fr.	5-9	215	Alexandria, Va.	
	24	David Avit	Fr.	6-0	220	Potomac, Md.	Av-it
WR	22	Devin Smith	5th	5-10	185	Durham, N.C.	
	84	Daniel Lopes	Jr.	6-2	200	Cheshire, Conn.	
WR	16	Lucas Kopecky	Gr.	6-3	200	Rocky Hill, N.J.	ko-peck-ee
	83	Luke Daly	Jr.	6-1	195	Rye, N.Y.	daily
WR	5	Jaylan Sanchez	Jr.	6-0	200	North Bergen, N.J.	jalen
	80	Chris Colby	Fr.	6-3	210	Rowley, Mass.	
TE	85	Nolan Clayton	R-Fr.	6-5	245	King of Prussia, Pa.	
	89	James Welde	Sr.	6-4	250	Havertown, Pa.	
RT	67	Kyle Fay	R-Fr.	6-6	300	Cranford, N.J.	
	79	Ryan Cregan	Fr.	6-6	290	Morristown, N.J.	cree-ginn
LT	75	Stephane Voltaire	Jr.	6-5	320	Marion, Mass.	ste-fon vole-tare
	79	Ryan Cregan	Fr.	6-6	290	Morristown, N.J.	cree-ginn
C	69	Jake Picard	Sr.	6-4	310	Hope, R.I.	pa-card
	73	Gilbert Deglau	5th	6-5	295	Richmond, Va.	deg-lau (rhymes with wow)
RG	76	Chris McCullers	R-Fr.	6-3	315	Round Hill, Va.	
	73	Gilbert Deglau	5th	6-5	295	Richmond, Va.	deg-lau (rhymes with wow)
LG	78	Tommy Broderick	R-Fr.	6-5	305	Alpharetta, Ga.	
	79	Ryan Cregan	Fr.	6-6	290	Morristown, N.J.	cree-ginn

DEFENSIVE DEPTH CHART

Pos.	No.	Name	Elig.	Ht.	Wt.	Hometown	Pronunciation
DE	91	Ayden Howard	Sr.	6-2	295	McKinney, Texas	
	92	Nigel McSween	R-Fr.	6-4	255	Newark, N.J.	
DT	98	Obinna Nwobodo	Sr.	6-3	295	Wilmington, Del.	o-binn-uh / wa-BO-doe
	52	Chandon Pierre	6th	6-2	285	Reno, Nev.	CHAN-don
DE	93	Capri Martin	So.	6-2	260	Harlem, N.Y.	ka-pree
	97	Chuck Smith	5th	6-3	280	Suwanee, Ga.	
LB	31	Shane Hartzell	Jr.	6-0	230	Perkasie, Pa.	
	10	JR Strauss	So.	6-3	225	Reading, Pa.	
LB	44	Richie Kimmel	Sr.	6-1	235	Holmes, Pa.	
	(or) 33	Turner Inge	So.	6-1	220	Williamstown, N.J.	
LB	28	Brendan Bell	5th	6-2	230	Basking Ridge, N.J.	
	11	Jordan Nelson	Sr.	6-2	230	Palmerton, Pa.	
CB	7	Tyrell Mims	5th	5-10	195	Philadelphia, Pa.	
	37	Zahmir Dawud	R-Fr.	6-0	185	North Brunswick, N.J.	da-woood
CB	0	Isas Waxter	5th	6-2	215	Newark, N.J.	ice-iss (goes by ice)
	38	Newton Essiem	Fr.	5-11	175	Frederick, Md.	
FS	4	Jalen Goodman	6th	6-0	205	Narberth, Pa.	
	8	Kaleb Moody	5th	5-10	205	North Andover, Mass.	
WS	34	Ethan Potter	5th	5-11	205	Chesapeake City, Md.	
	25	Christian Sapp	Jr.	6-0	195	East Stroudsburg, Pa.	
SS	9	Ty Trinh	5th	6-0	205	Owings Mills, Md.	trinn
	21	Jayvont Williams	R-Fr.	6-1	200	Fort Worth, Texas	

SPECIAL TEAMS DEPTH CHART

PK	45	Ethan Gettman	5th	6-4	205	Daytona Beach, Fla.	
	39	Luke Myers	Fr.	5-10	165	Breinigsville, Pa.	
KO	45	Ethan Gettman	5th	6-4	205	Daytona Beach, Fla.	
	45	Ethan Gettman	5th	6-4	205	Daytona Beach, Fla.	
P	97	Daniel Mueller	So.	5-10	190	Ephrata, Pa.	
H	16	Jack Ryder	Jr.	6-2	205	Media, Pa.	
LS	42	Timmy Furgeson	Gr.	6-2	225	Gaithersburg, Md.	
	54	Thomas Colello	Fr.	5-11	190	North Caldwell, N.J.	
KR	30	Ja'briel Mace	So.	5-9	180	Somers Point, N.J.	ja-breel
	34	Ethan Potter	5th	5-11	205	Chesapeake City, Md.	
PR	3	Tanner Maddocks	So.	6-1	210	Reading, Pa.	mad-ocks
	22	Devin Smith	5th	5-10	185	Durham, N.C.	

CAREER PARTICIPATION

#	Name	GP-GS
0	Isas Waxter, DB	42-25
1	Jon Wyatt, DB	14-1
2	Eli Smith, RB	10-0
3	Tanner Maddocks, QB	11-0
3	Josh Oluremi, DB	11-0
4	Connor Watkins, QB	44-33
4	Jalen Goodman, DB	50-45
5	Jaylan Sanchez, WR	32-25
6	Nate Hill, WR	10-0
7	Tyrell Mims, DB	47-18
8	James Mott, QB	3-0
8	Michael Benincasa, QB	2-0
8	Kaleb Moody, DB	31-10
9	Ty Trinh, DB	48-40
9	Antonio Johnson, TE	20-9
10	JR Strauss, LB	23-0
11	Jordan Nelson, LB	32-0
12	Colin Kennedy, LB	11-0
13	Ethan Carr, WR	2-0
14	Robert Russo, QB	0-0
14	Dylan Mills, QB	0-0
15	Kenyon Miles, WR	16-7
16	Jack Ryder, QB	9-0
16	Lucas Kopecky, WR	6-2
17	Irene Ngabonziza, WR	1-0
18	Julian Glantz, RB	19-0
19	Chris Dobrydney, WR	10-0
20	Isaiah Ragland, RB	11-5
21	Jayvont Williams, DB	10-0
22	Devin Smith, WR	42-34
23	Jamie Tyson, DB	3-0
24	David Avit, RB	9-2
25	Christian Sapp	29-5
26	Isaiah Wright, RB	12-0
27	Anthony Hawkins, DB	1-0
28	Brendan Bell, LB	46-30
30	Ja'briel Mace, RB	12-2
31	Shane Hartzell, LB	36-32
32	Omari Bursey, LB	3-0
33	Turner Inge, LB	22-2
34	Ethan Potter, DB	48-25
35	Langston White, LB	0-0
36	Damill Bostic, CB	1-0
37	Zahmir Dawud, DB	12-2
38	Newton Essiem, DB	8-0
39	Luke Myers, PK	0-0
40	Jason Hall, LB	13-0
41	Garrett Rogan, DB	9-0
42	Timmy Furgeson, LB	42-4
43	Nino Betances, DB	0-0
44	Richie Kimmel, LB	34-8
45	Ethan Gettman, PK	43-0
48	Ralee Stephens, WR	0-0
50	AJ Koukou, DL	0-0
51	Dale Law, LB	2-0
52	Chandon Pierre, DL	39-5
54	Thomas Colello, LS	0-0
55	Mike Kennedy, DL	14-0
56	Christian Caballero, LB	9-0
61	Dan McManus, OL	5-0
62	RJ Reyes, OL	0-0
63	Quin Whalen, OL	13-0
65	Ian Erickson, OL	19-0
66	Tyler Langin, DL	2-0
67	Kyle Fay, OL	12-7
69	Jake Picard, OL	35-29
70	Dhamir Wesley, OL	0-0
73	Gilbert Deglau, OL	32-22
74	Temi Ajirotutu, OL	37-31
75	Stephane Voltaire, OL	33-25
76	Chris McCullers, OL	13-9
78	Tommy Broderick, OL	10-5
79	Ryan Cregan, OL	5-2
80	Chris Colby, WR	6-0
81	Brandon Binkowski, WR	0-0
82	Ryan Kennedy, WR	0-0
83	Luke Daly, WR	21-0
84	Daniel Lopes, WR	28-6
85	Nolan Clayton, TE	9-6
86	Sean Brodnik, TE	0-0
87	Ryan Sorge, WR	0-0
88	Carmen Ostroski, TE	1-0
89	James Welde, TE	22-0
90	Sebastian Smith, K	0-0
91	Ayden Howard, DL	35-5
92	Nigel McSween, DL	10-0
93	Capri Martin, DL	20-9
94	Ivan Murray, DL	6-0
96	Ugo Nwotite, DL	2-0
97	Chuck Smith, DL	42-31
97	Daniel Mueller, P	1-0
98	Obinna Nwobodo, DL	25-9
99	Ratu Delano Navoti, DL	0-0

VILLANOVA FOOTBALL GAME NOTES

NORTH CAROLINA A&T OFFENSE

Pos.	No.	Name	Cl.	Ht.	Wt.
LT	77	Jason Ivey	R-Sr.	6-5	285
	55	Jonathan Cannon Jr.	R-Jr.	6-5	285
LG	66	Sterling Wiggins	R-Fr.	6-6	310
	60	Timothy Hammonds	Fr.	6-5	290
C	68	Cesar Minarro	R-Sr.	6-4	300
	57	Kellen Culberson	So.	6-3	305
RG	59	Korion Sharpe	R-Jr.	6-4	315
	76	Noah Okoye	Fr.	6-6	310
RT	52	RJ Adams	R-Jr.	6-4	324
	67	Calvin Cunningham	R-Jr.	6-2	300
WR	5	Jayvonne Dillard	R-Fr.	6-2	205
	80	Thomas Brown	R-Jr.	6-3	190
TE	83	Nicholas Dobson	Sr.	6-3	260
	82	Anthony Rucker	R-So.	6-3	211
QB	4	Justin Fomby	Gr.	6-4	216
	10	Noah Sanders	R-So.	6-2	215
	17	Braxton Thomas	Fr.	6-3	220
RB	23	Cameren Dalrymple	R-So.	6-0	174
	9	Shimique Blizzard	So.	5-9	191
	22	Daniel Cole	Fr.	6-1	207
WR	2	Jamison Warren	R-Jr.	5-11	185
	11	Laquan Veney	R-So.	5-11	175
WR	1	Ger-Cari Caldwell	R-Jr.	6-4	195
	15	Cortez Lane	Fr.	5-11	185

NORTH CAROLINA A&T SPECIALISTS

Pos.	No.	Name	Cl.	Ht.	Wt.
K	39	Andrew Brown	R-Jr.	5-10	185
	26	Jay Haggins	Jr.	5-10	180
KR	15	Cortez Lane	Fr.	5-11	185
	4	Aaron Harris	Sr.	5-11	185
PR	4	Aaron Harris	Sr.	5-11	185
	11	Laquan Veney	R-So.	5-11	175
LS	49	Bryson Ruddy	Jr.	6-0	190
	54	Damien Jackson Jr.	R-Jr.	5-11	185
H	46	DJ Page	Fr.	6-0	185
	26	Jay Haggins	Jr.	5-10	180

NORTH CAROLINA A&T DEFENSE

Pos.	No.	Name	Cl.	Ht.	Wt.
DE	34	Henry Daniel	Sr.	6-2	265
	94	Tyshon Bullock	R-So.	6-1	245
NG	93	Kelvin Broadhurst Jr.	R-Fr.	6-1	270
	96	Christopher Abraham	R-So.	6-1	265
DE	58	Christopher Allen Jr.	R-So.	6-4	281
	43	Melik Ward	R-Sr.	6-1	260
Joker	16	Terien George	R-Fr.	6-2	225
	32	Terrell Dudley	Jr.	6-0	220
Mike	33	Kade Moledor	So.	6-0	225
	42	Malich Jacobs	Gr.	6-2	230
Will	25	Mack David II	R-So.	5-11	235
	37	Mitchell Etheridge	R-Jr.	6-2	245
Sam	98	Javon Armstrong-Grady	R-Jr.	6-2	235
	3	Joshua Iseah	So.	6-2	238
LCB	4	Aaron Harris	Sr.	5-11	185
	9	Janaz Sumpter	R-Sr.	6-0	185
RCB	1	Karon Prunty	R-Sr.	6-2	180
	19	Steven Davis II	R-So.	6-1	170
FS	27	Jonathan Kimbrough-Campbell	R-So.	5-11	190
	30	Gregory Featherstone III	So.	5-11	170
SS	21	Tre Mittman	Fr.	5-11	190
	38	Wesley Misenheimer	R-Jr.	6-1	180

NORTH CAROLINA A&T COACHING STAFF

Vincent Brown	Christopher West
Head Coach	Defensive Line Coach
David Marsh	Stephen Barnette
Offensive Coordinator	Tight Ends
Josh Zidenberg	Alex Purviance
Defensive Coordinator	Defensive Assistant
Linebackers	David Robinson
Ron Mattes	Offensive Quality Control
Offensive Line	Eric Mayes
Nate Poole	Defensive Quality Control
Wide Receivers	Tavon Wilson
Charles Bankins	Defensive Quality Control
Running Backs	Camden Young
Special Teams Coordinator	Offensive Quality Control
Keith Henry	Nescotia Harrison
Safeties	Director of Football Operations
Almondo Curry	
Cornerbacks	

VILLANOVA FOOTBALL GAME NOTES

2024 OPPONENTS AT A GLANCE (42-53 OVERALL, 15-17 CAA FOOTBALL)

YOUNGSTOWN ST. (3-7, 2-4 MVFC)

Date	Opponent	Result
8.29	@ Villanova	L, 17-24
9.7	Valparaiso	W, 59-25
9.14	Duquesne	L, 25-28
9.21	@ Pittsburgh	L, 17-73
9.28	@ Missouri State (*)	L, 31-38
10.5	Indiana State (*)	W, 21-14
10.12	@ South Dakota St. (*)	L, 13-63
10.19	South Dakota (*)	L, 17-27
10.26	North Dakota (*)	W, 41-40
11.2	@ Illinois State (*)	L, 16-23
11.9	@ Southern Illinois (*)	
11.16	Northern Iowa (*)	

MARYLAND (4-4, 1-4 BIG TEN)

Date	Opponent	Result
8.31	Connecticut	W, 50-7
9.7	Michigan State (*)	L, 24-27
9.14	@ Virginia	W, 27-13
9.21	Villanova	W, 38-20
9.28	@ Indiana (*)	L, 28-42
10.11	Northwestern (*)	L, 10-37
10.19	USC (*)	W, 29-28
10.26	@ Minnesota (*)	L, 23-48
11.9	@ Oregon (*)	
11.16	Rutgers (*)	
11.23	Iowa (*)	
11.30	@ Penn State (*)	

MAINE (4-5, 2-3 CAA)

Date	Opponent	Result
8.30	Colgate	W, 17-14
9.7	@ Montana State	L, 24-41
9.14	Monmouth (*)	L, 22-51
9.21	@ Merrimack	W, 26-15
9.28	@ UAlbany (*)	W, 34-20
10.12	@ Delaware (*)	L, 21-44
10.19	Villanova (*)	W, 35-7
10.26	@ Rhode Island (*)	L, 14-24
11.2	@ Oklahoma	L, 14-59
11.9	Bryant (*)	
11.16	@ Elon (*)	
11.23	New Hampshire (*)	

NORTH CAROLINA A&T (1-8, 0-5 CAA)

Date	Opponent	Result
8.29	@ Wake Forest	L, 13-45
9.7	Winston-Salem State	W, 27-20
9.14	Delaware (*)	L, 13-42
9.21	@ North Carolina Central	L, 24-66
9.28	@ South Carolina State	L, 25-45
10.5	@ Richmond (*)	L, 17-20
10.19	Hampton (*)	L, 17-59
10.26	@ Campbell (*)	L, 7-21
11.2	William & Mary (*)	L, 7-45
11.9	@ Villanova (*)	
11.16	@ Towson (*)	
11.23	Elon (*)	

COLGATE (2-7, 1-2 Patriot)

Date	Opponent	Result
8.30	@ Maine	L, 14-17
9.7	vs. Villanova	L, 3-28
9.14	@ Akron	L, 20-31
9.21	Cornell	W, 41-24
9.28	@ Penn	L, 17-27
10.5	Holy Cross (*)	L, 7-38
10.19	Georgetown (*)	W, 38-28
10.26	@ Merrimack	L, 17-51
11.2	@ Fordham (*)	L, 14-20
11.9	Lafayette (*)	
11.16	@ Lehigh (*)	
11.23	@ Bucknell (*)	

LIU (2-7, 2-2 NORTHEAST)

Date	Opponent	Result
8.31	@ UAlbany	L, 21-27
9.7	@ TCU	L, 0-45
9.14	Lehigh	L, 17-20
9.21	Rhode Island	L, 21-28
9.28	@ Villanova	L, 10-24
10.5	@ Duquesne (*)	L, 21-47
10.12	Stonehill (*)	W, 31-7
10.19	@ Robert Morris (*)	L, 31-45
10.26	@ Central Conn. St. (*)	W, 24-21
11.9	@ Sacred Heart	
11.16	Saint Francis (*)	
11.23	@ Wagner (*)	

NEW HAMPSHIRE (5-4, 3-2 CAA)

Date	Opponent	Result
8.29	@ UCF	L, 3-57
9.7	@ Holy Cross	W, 21-20
9.14	Stonehill	W, 45-6
9.21	Bryant (*)	W, 38-17
10.4	@ Harvard	L, 23-28
10.12	@ Elon (*)	W, 17-10
10.19	Rhode Island (*)	L, 9-26
10.26	@ Villanova (*)	L, 6-14
11.2	@ UAlbany (*)	W, 31-14
11.9	Monouth (*)	
11.16	Stony Brook (*)	
11.23	@ Maine (*)	

MONMOUTH (4-5, 2-3 CAA)

Date	Opponent	Result
8.29	@ Eastern Washington	L, 27-42
9.7	Lafayette	L, 35-40
9.14	@ Maine (*)	W, 51-22
9.21	@ FIU	W, 45-42
9.28	Fordham	W, 63-21
10.5	Delaware (*)	L, 35-42
10.19	Bryant (*)	W, 55-17
10.26	Towson (*)	L, 14-26
11.2	@ Rhode Island (*)	L, 28-37
11.9	@ New Hampshire (*)	
11.16	Villanova (*)	
11.23	@ Stony Brook (*)	

TOWSON (4-5, 2-3 CAA)

Date	Opponent	Result
8.31	@ Cincinnati	L, 20-38
9.7	Morgan State	W, 14-9
9.14	@ Villanova (*)	L, 13-14
9.21	@ North Dakota State	L, 24-41
10.5	William & Mary (*)	W, 34-27
10.12	@ Norfolk State	W, 28-23
10.19	Stony Brook (*)	L, 24-52
10.26	@ Monmouth (*)	W, 26-14
11.2	@ Richmond (*)	L, 24-35
10.9	Hampton (*)	
11.16	N.C. A&T (*)	
11.23	@ Campbell (*)	

STONY BROOK (7-2, 4-1 CAA)

Date	Opponent	Result
8.31	@ Marshall	L, 3-45
9.7	Stonehill	W, 37-10
9.14	@ Fordham	W, 27-21
9.21	@ Campbell (*)	W, 24-17
9.28	Morgan State	W, 22-3
10.5	Villanova (*)	L, 24-42
10.19	@ Towson (*)	W, 52-24
10.26	William & Mary (*)	W, 35-13
11.2	@ Bryant (*)	W, 31-30
11.9	UAlbany (*)	
11.16	@ New Hampshire (*)	
11.23	Monmouth (*)	

HAMPTON (5-4, 2-3 CAA)

Date	Opponent	Result
8.31	Morgan State	L, 28-30
9.7	Virginia Union	W, 33-21
9.14	@ Norfolk State	W, 37-7
9.21	Howard	W, 27-20
9.28	@ William & Mary (*)	L, 7-49
10.5	Rhode Island (*)	L, 44-46
10.19	@ N.C. A&T (*)	W, 59-17
10.26	Elon (*)	W, 41-21
11.2	Villanova (*)	L, 14-20
11.9	@ Towson (*)	
11.16	Richmond (*)	
11.23	@ UAlbany (*)	

DELAWARE (7-1, 4-1 CAA)

Date	Opponent	Result
8.29	Bryant	W, 48-17
9.14	@ N.C. A&T (*)	W, 42-13
9.21	Penn	W, 29-22
9.28	Sacred Heart	W, 49-0
10.5	@ Monmouth (*)	W, 42-35
10.12	Maine (*)	W, 44-21
10.19	@ Richmond (*)	L, 9-28
10.26	UAlbany (*)	W, 28-14
11.9	Rhode Island (*)	
11.16	Campbell (*)	
11.23	@ Villanova (*)	

VILLANOVA FOOTBALL GAME NOTES

VILLANOVA QUARTERBACKS

#4 CONNOR WATKINS

PASSING STATS

OPPONENT	COMP-ATT-INT	YDS	TD	LONG
Youngstown State	6-17-0	90	0	35
at Colgate	18-28-0	247	2	71
Towson	14-25-0	116	2	28
at Maryland	12-29-0	106	1	24
LIU	10-18-0	128	0	45
at Stony Brook	9-19-0	152	1	32
at Maine	14-31-2	117	0	16
New Hampshire	7-13-0	112	2	31
at Hampton	9-22-0	149	0	72
North Carolina A&T				
at Monmouth				
Delaware				
SEASON	99-202-2	1217	8	72
CAREER	394-723-23	6055	45	83

RUSHING STATS

OPPONENT	ATT-YDS-TD	LONG
Youngstown State	10-107-2	45
at Colgate	6-18-1	13
Towson	13-65-0	12
at Maryland	12-12-0	10
LIU	8-30-0	17
at Stony Brook	5-27-0	35
at Maine	7-(-29)-0	7
New Hampshire	7-30-0	20
at Hampton	6-1-0	27
North Carolina A&T		
at Monmouth		
Delaware		
SEASON	74-261-3	45
CAREER	257-1087-22	75

#8 JAMES MOTT

PASSING STATS

OPPONENT	COMP-ATT-INT	YDS	TD	LONG
Youngstown State	DNP			
at Colgate	DNP			
Towson	DNP			
at Maryland	DNP			
LIU	DNP			
at Stony Brook	DNP			
at Maine	DNP			
New Hampshire	DNP			
at Hampton	DNP			
North Carolina A&T				
at Monmouth				
Delaware				
SEASON	2-3-0	9	0	6
VILLANOVA	3-4-0	14	0	6
CAREER				

RUSHING STATS

OPPONENT	ATT-YDS-TD	LONG
Youngstown State	DNP	
at Colgate	DNP	
Towson	DNP	
at Maryland	DNP	
LIU	DNP	
at Stony Brook	DNP	
at Maine	DNP	
New Hampshire	DNP	
at Hampton	DNP	
North Carolina A&T		
at Monmouth		
Delaware		
SEASON		
VILLANOVA		
CAREER		

#12 TANNER MADDOCKS

PASSING STATS

OPPONENT	COMP-ATT-INT	YDS	TD	LONG
Youngstown State	DNP			
at Colgate	DNP			
Towson	DNP			
at Maryland	4-4-0	50	0	24
LIU	0-1-0	0	0	0
at Stony Brook				
at Maine	4-9-0	62	0	23
New Hampshire				
at Hampton				
North Carolina A&T				
at Monmouth				
Delaware				
SEASON	8-14-0	112	0	24
CAREER	14-20-0	156	0	40

RUSHING STATS

OPPONENT	ATT-YDS-TD	LONG
Youngstown State	DNP	
at Colgate	DNP	
Towson	DNP	
at Maryland	1-8-1	8
LIU		
at Stony Brook		
at Maine	4-9-1	17
New Hampshire		
at Hampton		
North Carolina A&T		
at Monmouth		
Delaware		
SEASON	5-17-2	17
CAREER	10-32-2	17

SEASON AND CAREER HIGHS

	<u>SEASON HIGHS</u>		<u>CAREER HIGHS</u>	
CONNOR WATKINS				
Passing Attempts	31	Maine	31	3x
Completions	18	Colgate	18	2x
Passing Yards	247	Colgate	361	2023, Stony B.
Touchdowns	2	3x	4	2x
Interceptions	2	Maine	4	2022, LIU
Long Pass	72	Hampton	83	2022, Maine
Total Offense	265	Colgate	395	2023, Stony B.
Rushing Attempts	13	Colgate	13	2x (2023)
Rushing Yards	107	YSU	130	2022, Hamp.
Rushing Touchdowns	2	YSU	3	2023, URI
Long Rush	45	YSU	75	2022, Hamp.
TANNER MADDOCKS				
Passing Attempts	9	Maine	9	2024, Maine
Completions	4	2x	4	3x
Passing Yards	62	Maine	62	2024, Maine
Touchdowns				
Interceptions				
Long Pass	24	Maryland	40	2023, Stony B.
Total Offense	71	Maine	71	2024, Maine
Rushing Attempts	4	Maine	4	2024, Maine
Rushing Yards	9	Maine	12	2023, Stony B.
Rushing Touchdowns	1	2x	1	2x (2024)
Long Rush	17	Maine	17	2024, Maine
JAMES MOTT				
Passing Attempts			3	2023, Lehigh
Completions			2	2023, Lehigh
Passing Yards			9	2023, Lehigh
Touchdowns				
Interceptions				
Long Pass			6	2023, Lehigh
Total Offense			9	2023, Lehigh
Rushing Attempts				
Rushing Yards				
Rushing Touchdowns				
Long Rush				

VILLANOVA FOOTBALL GAME NOTES

VILLANOVA RUNNING BACKS

#20 ISAAH RAGLAND

OPPONENT	RUSHING ATT-YDS-TD	LG	RECEIVING REC-YDS-TD	LG
Youngstown State	7-65-1	31	1-5-0	5
at Colgate	12-58-1	23	2-10-0	11
Towson	17-141-0	65	1-0-0	0
at Maryland	5-19-0	11	2-30-0	24
LIU	14-47-2	12		
at Stony Brook	DNP			
at Maine	DNP			
New Hampshire	6-27-0	8		
at Hampton	5-9-0	6		
North Carolina A&T				
at Monmouth				
Delaware				
SEASON	66-366-4	65	6-45-0	24
CAREER	90-527-4	65	6-45-0	24

#24 DAVID AVIT

OPPONENT	RUSHING ATT-YDS-TD	LG	RECEIVING REC-YDS-TD	LG
Youngstown State	5-42-0	20		
at Colgate	5-31-0	13		
Towson	7-29-0	11		
at Maryland	7-13-0	5		
LIU	24-160-1	14		
at Stony Brook	13-183-4	72		
at Maine	10-39-0	8	1-3-0	3
New Hampshire	14-59-0	9		
at Hampton	26-76-1	14	1-11-0	11
North Carolina A&T				
at Monmouth				
Delaware				
SEASON	111-632-6	72	2-14-0	11
CAREER	111-632-6	72	2-14-0	11

#2 ELI SMITH

OPPONENT	RUSHING ATT-YDS-TD	LG	RECEIVING REC-YDS-TD	LG
Youngstown State	DNP			
at Colgate	DNP			
Towson	DNP			
at Maryland	1-4-0	4		
LIU	DNP			
at Stony Brook	DNP			
at Maine	3-17-0	8	1-21-0	21
New Hampshire	DNP			
at Hampton				
North Carolina A&T				
at Monmouth				
Delaware				
SEASON	4-21-0	8	1-21-0	21
CAREER	37-192-0	18	2-23-0	21

#30 JA'BRIEL MACE

OPPONENT	RUSHING ATT-YDS-TD	LG	RECEIVING REC-YDS-TD	LG
Youngstown State	1-6-0	6	1-35-0	35
at Colgate	1-0-0	0	2-16-0	10
Towson			1-6-0	6
at Maryland	2-24-0	23		
LIU				
at Stony Brook	13-46-1	21		
at Maine	3-2-0	3	2-13-0	13
New Hampshire	3-35-0	24	1-11-0	11
at Hampton	2-4-0	3		
North Carolina A&T				
at Monmouth				
Delaware				
SEASON	25-117-1	24	7-81-0	35
CAREER	44-220-1	28	8-82-0	35

SEASON AND CAREER HIGHS

	SEASON HIGHS		CAREER HIGHS	
ISIAAH RAGLAND				
Rushing Attempts	17	Towson	17	2024, Towson
Rushing Yards	141	Towson	141	2024, Towson
Rushing Touchdowns	2	LIU	2	2024, LIU
Long Rush	65	Towson	65	2024, Towson
100+ Rushing Yards	1		2	
Receptions	2	2x	2	2x (2024)
Receiving Yards	30	Maryland	30	2024, Maryland
Long Reception	24	Maryland	24	2024, Maryland
All-Purpose Yards	141	Towson	141	2024, Towson
DAVID AVIT				
Rushing Attempts	26	Hampton	26	2024, Hampton
Rushing Yards	183	Stony Brook	183	2024, Stony B.
Rushing Touchdowns	4	Stony Brook	183	2024, Stony B.
Long Rush	72	Stony Brook	72	2024, Stony B.
100+ Rushing Yards	2		2	
Receptions	1	2x	1	2x (2024)
Receiving Yards	11	Hampton	11	2024, Hampton
Long Reception	11	Hampton	11	2024, Hampton
All-Purpose Yards	183	Stony Brook	183	2024, Stony B.
ISIAAH WRIGHT				
Rushing Attempts	6	Colgate	6	2024, Colgate
Rushing Yards	31	Stony Brook	31	2024, Stony B.
Rushing Touchdowns			1	2023, Stony B.
Long Rush	25	Stony Brook	25	2024, Stony B.
Receptions	1	Maine	1	2024, Maine
Receiving Yards	5	Maine	5	2024, Maine
Long Reception	5	Maine	5	2024, Maine
All-Purpose Yards	33	LIU	33	2024, LIU
JA'BRIEL MACE				
Rushing Attempts	13	Stony Brook	13	2x
Rushing Yards	46	Stony Brook	76	2023, Towson
Rushing Touchdowns	1	Stony Brook	1	2024, Stony B.
Long Rush	24	UNH	28	2023, Towson
Receptions	2	2x	2	2x (2024)
Receiving Yards	35	YSU	35	2024, YSU
Long Reception	35	YSU	35	2024, YSU
All-Purpose Yards	52	LIU	77	2023, Towson
ELI SMITH				
Rushing Attempts	3	Maine	7	2x (2022)
Rushing Yards	17	Maine	48	2022, W&M
Long Rush	8	Maine	18	2022, W&M
Receptions	1	Maine	1	2x
Receiving Yards	21	Maine	21	2024, Maine
Long Reception	21	Maine	21	2024, Maine
All-Purpose Yards	29	Maine	50	2022, W&M

VILLANOVA FOOTBALL GAME NOTES

VILLANOVA WIDE RECEIVERS/TIGHT ENDS

[illegible]

VILLANOVA FOOTBALL GAME NOTES

VILLANOVA SPECIALISTS

#45 ETHAN GETTMAN				#45 ETHAN GETTMAN			
KICKING STATS				PUNTING STATS			
OPPONENT	PAT	FG	LG	OPPONENT	#	Avg.	LG
Youngstown State	3-3	1-2	42	Youngstown State	3	46.0	62
at Colgate	4-4	—	—	at Colgate	5	43.8	48
Towson	2-2	—	—	Towson	6	38.7	49
at Maryland	2-2	2-3	37	at Maryland	4	43.0	55
LIU	3-3	1-2	24	LIU	4	39.0	45
at Stony Brook	6-6	0-1	—	at Stony Brook	4	43.5	50
at Maine	1-1	0-1	—	at Maine	5	41.8	48
New Hampshire	2-2	0-0	—	New Hampshire	4	43.0	72
at Hampton	2-2	2-3	40	at Hampton	7	44.9	52
North Carolina A&T				North Carolina A&T			
at Monmouth				at Monmouth			
Delaware				Delaware			
SEASON	25-25	6-12	42	SEASON	42	42.5	72
VILLANOVA	25-25	6-12	42	VILLANOVA	42	42.5	72
CAREER	103-107	33-50	56	CAREER	116	38.5	82

#30 JA'BRIEL MACE						
OPPONENT	KICK RETURNS			PUNT RETURNS		
	NO-YDS-TD	AVG.	LG	NO-YDS-TD	Avg.	LG
Youngstown State						
at Colgate						
Towson						
at Maryland						
LIU						
at Stony Brook						
at Maine						
New Hampshire	1-12-0	12.0	12			
at Hampton	1-26-0	26.0	26			
North Carolina A&T						
at Monmouth						
Delaware						
SEASON	2-38-0	19.0	26			
CAREER	2-38-0	19.0	26			

#34 ETHAN POTTER						
OPPONENT	KICK RETURNS			PUNT RETURNS		
	NO-YDS-TD	AVG.	LG	NO-YDS-TD	Avg.	LG
Youngstown State						
at Colgate						
Towson						
at Maryland						
LIU						
at Stony Brook						
at Maine						
New Hampshire						
at Hampton						
North Carolina A&T						
at Monmouth						
Delaware						
SEASON						
CAREER	1-24-0	24.0	24			

#3 TANNER MADDOCKS						
OPPONENT	KICK RETURNS			PUNT RETURNS		
	NO-YDS-TD	AVG.	LG	NO-YDS-TD	Avg.	LG
Youngstown State	DNP					
at Colgate	DNP					
Towson	DNP					
at Maryland						
LIU				1-0-0	0.0	0
at Stony Brook				1-22-0	22.0	22
at Maine						
New Hampshire						
at Hampton				3-29-0	9.7	18
North Carolina A&T						
at Monmouth						
Delaware						
SEASON				5-51-0	10.2	22
CAREER				5-51-0	10.2	22

SEASON HIGHS				CAREER HIGHS			
ETHAN GETTMAN							
Field Goals Made	2	2x	3	3x			
Field Goals Attempted	3	2x	4	2022, Char. So.			
Long Field Goal	42	YSU	56	2022, Campbell			
40+ Yard Field Goals	2		9				
PATs Made	6	Stony Brook	8	2022, So. Ct. St.			
PATs Attempted	6	Stony Brook	8	2022, So. Ct. St.			
Punts	7	Hampton	7	2024, Hampton			
Punting Yards	314	Hampton	314	2024, Hampton			
Punting Average	46.0	YSU	48.0	2021, Saint Fran.			
Long Punt	72	UNH	82	2021, Saint Fran.			
Inside 20-Yard Line	11		30				
50+ Yard Punts	7		11				
Kickoffs	7	Stony Brook	9	2x (2022)			
Kickoff Yards	443	Stony Brook	578	2022, So. Ct. St.			
Kickoff Average	64.4	Hampton	65.7	2022, H. Cross			
CONNOR WATKINS							
Punts	1	2x	8	2021, Penn St.			
Punting Yards	31	Colgate	277	2021, Penn St.			
Punting Average	31.0	Colgate	40.5	2021, JMU			
Long Punt	31	Colgate	50	2021, JMU			
Inside 20-Yard Line	2		3				
50+ Yards Punts			1				
CHRISTIAN SAPP							
Kickoff Returns	4	Towson	4	2024, Towson			
Kickoff Return Yards	64	Towson	64	2024, Towson			
Long Kickoff Return	42	YSU	42	2024, YSU			
ETHAN POTTER							
Kickoff Returns			1				
DEVIN SMITH							
Kickoff Returns	4	Maryland	4	2024, Maryland			
Kickoff Return Yards	87	Maryland	87	2024, Maryland			
Long Kickoff Return	25	Maryland	30	2023, Howard			
Punt Returns	2	Towson	2	2024, Towson			
Punt Return Yards	19	Towson	19	2024, Towson			
Long Punt Return	19	Towson	19	2024, Towson			
NOLAN CLAYTON							
Kickoff Returns	1	UNH	1	2024, LIU			
Kickoff Return Yards	11	UNH	11	2024, UNH			
Long Kickoff Return	11	UNH	11	2024, UNH			
JASON HALL							
Kickoff Returns	1	Towson	1	2023, Towson			
Kickoff Return Yards	0	Towson	0	2023, Towson			
Long Kickoff Return	0	Towson	0	2023, Towson			
JA'BRIEL MACE							
Kickoff Returns	1	2x	1	2024, 2x (2024)			
Kickoff Return Yards	26	Hampton	26	2024, Hampton			
Long Kickoff Return	26	Hampton	26	2024, Hampton			
ISAIAH WRIGHT							
Kickoff Returns	1	LIU	1	2024, LIU			
Kickoff Return Yards	31	LIU	31	2024, LIU			
Long Kickoff Return	31	LIU	31	2024, LIU			
TANNER MADDOCKS							
Punt Returns	3	Hampton	3	2024, Hampton			
Punt Return Yards	29	Hampton	29	2024, Hampton			
Long Punt Return	22	Stony Brook	22	2024, Stony B.			
JAYLAN SANCHEZ							
Kickoff Returns	1	2x	1	3x			
Kickoff Return Yards	10	UAlbany	39	2022, W&M			
Long Kickoff Return	10	UAlbany	30	2022, Hamp.			

VILLANOVA FOOTBALL GAME NOTES

VILLANOVA DEFENSE

SEASON HIGHS

CAREER HIGHS

	Tackles	TFL	Sacks	Breakups		Tackles	TFL	Sacks	Breakups
Temi Ajitrotutu						1, 2023	—	—	—
Brendan Bell	15, 10.5	4.5, 10.26	1.0, 3x	1, 9.14		15, 2024	4.5, 2024	1.0, 5x	1, 6x
Damill Bostic	1, 9.7					1, 2024	—	—	—
Zahmir Dawud	4, 2x	1.0, 2x				4, 2x	1.0, 2x	—	1, 2023
Newton Essiem	2, 10.5					2, 2024	—	—	—
Kyle Fay	1, 10.26					1, 2024	—	—	—
Timmy Furgeson	2, 2x					8, 2022	1.0, 2x	1.0, 2x	—
Julian Glantz	1, 11.2					1, 4x	—	—	—
Jalen Goodman	9, 2x	1.0, 10.26		1, 2x		13, 2020	1.5, 2021	—	2, 2019
Jason Hall	1, 3x					1, 3x	—	—	—
Shane Hartzell	20, 10.6	2.0, 10.26	1.0, 2x			20, 2024	2.0, 3x	1.0, 10x	1, 3x
Anthony Hawkins	1, 11.2					1, 2024	—	—	—
Ayden Howard	6, 9.21	1.0, 2x	1.0, 8.29	1, 9.7		6, 2024	1.5, 2023	1.0, 2024	1, 2x
Turner Inge	6, 10.19	1.0, 3x				6, 2024	2.0, 2023	1.0, 2023	—
Antonio Johnson						1, 2023	—	—	—
Colin Kennedy						3, 2023	—	—	—
Mike Kennedy	2, 11.2					2, 2024	—	—	—
Richie Kimmel	10, 2x	0.5, 9.14	0.5, 9.14	2, 9.28		10, 2x	1.5, 2023	0.5, 2024	2, 2024
Dale Law						1, 2x	—	—	—
Daniel Lopes						1, 2023	—	—	—
Capri Martin	5, 9.14	1.0, 2x	1.0, 9.14			5, 2x	1.0, 2x	1.0, 2024	—
Nigel McSween	6, 11.2	1.0, 2x	1.0, 2x	1, 10.5		6, 2024	1.0, 2x	1.0, 2x	1, 2024
Tyrell Mims	5, 9.14	1.0, 10.5		1, 11.2		6, 3x	1.0, 5x	1.0, 2023	2, 2x
Kaleb Moody	2, 11.2			1, 2x		10, 2023	1.5, 2023	1.0, 2023	2, 2x
Ivan Murray	1, 2x					1, 2x	—	—	—
Jordan Nelson	7, 10.19	1.5, 10.19				7, 2024	1.5, 2024	—	1, 2023
Obinna Nwobodo	6, 11.2	0.5, 3x	0.5, 9.14			6, 2024	1.0, 2023	0.5, 2024	—
Josh Oluremi						1, 7x	—	—	—
Chandon Pierre	2, 8.29	0.5, 2x				5, 2021	1.0, 6x	1.0, 3x	—
Ethan Potter	10, 2x	0.5, 4x	0.5, 10.26	1, 3x		11, 2x	2.5, 2022	0.5, 2x	1, 9x
Garrett Rogan						1, 2023	—	—	—
Jaylan Sanchez	1, 10.26					1, 2024	—	—	—
Christian Sapp	6, 9.14	1.0, 9.14				6, 2024	1.0, 4x	1.0, 2023	1, 2022
Chuck Smith	5, 11.2	1.0, 9.28	0.5, 9.7			8, 2021	1.5, 2x	1.5, 2023	1, 2023
Devin Smith						1, 2x	—	—	—
JR Strauss	2, 10.5					2, 2x	1.0, 2023	—	—
Ty Trinh	6, 9.7	2.0, 9.21		1, 3x		12, 2023	2.0, 2x	—	2, 2x
Stephane Voltaire						1, 2023	—	—	—
Isas Waxter	6, 10.19	1.0, 2x		1, 2x		7, 2019	1.0, 6x	1.0, 2021	2, 2023
Jayvont Williams	1, 10.5					1, 2x	—	—	—
Jon Wyatt	3, 9.7	0.5, 9.7				3, 2024	0.5, 2024	—	1, 2x

GAME BY GAME DEFENSIVE STATISTICS

OPPONENT	TFL	SACKS	FF	FR	INT	PBU	BLK	YARDS	POINTS
Youngstown State	5-15	1-1	1	1	2	2	0	321	17
at Colgate	5-21	1-12	0	0	1	2	0	264	3
Towson	4-21	3-17	1	0	0	4	2	394	13
at Maryland	7-17	1-7	1	1	1	1	0	497	38
LIU	1-5	0-0	0	2	0	3	0	176	10
at Stony Brook	7-29	2-19	2	1	1	2	0	310	24
at Maine	5-17	1-11	2	1	0	0	0	341	35
New Hampshire	9-38	2-20	1	1	0	2	0	254	6
at Hampton	5-12	2-3	0	0	1	2	0	239	14
North Carolina A&T									
at Monmouth									
Delaware									
TOTAL	48-175	13-90	8	7	6	18	2	2796	160

VILLANOVA FOOTBALL GAME NOTES

GAME BY GAME TACKLES

Total Tackles	UA-A	TOT	YSU	COL	TOW	MD	LIU	SB	ME	UNH	HAM	NCAT	MON	DEL
Shane Hartzell	41-43	84	7-4	4-2	0-8	5-2	3-4	5-6	4-1	8-12	5-4			
Brendan Bell	40-37	77	5-6	9-1	2-10	4-1	3-1	7-8	1-3	6-3	3-4			
Ethan Potter	30-29	59	4-2	2-2	2-3	7-3	0-2	1-6	6-4	3-5	5-2			
Richie Kimmel	13-29	42	2-8	1-4	1-6	2-1	0-0	3-7	1-0	DNP	3-3			
Jalen Goodman	28-12	40	6-1	3-0	6-3	3-2	2-0	2-1	0-1	5-4	1-1			
Ty Trinh	18-12	30	5-0	4-2	0-2	4-1	1-2	1-3	1-1	1-1	1-0			
Ayden Howard	9-17	26	1-2	1-1	0-1	4-2	0-3	2-1	1-2	0-2	0-3			
Isas Waxter	18-6	24	DNP	0-0	1-2	2-0	2-0	4-0	5-1	3-2	1-1			
Turner Inge	12-12	24	1-0	2-1	1-0	2-0	2-0	2-2	0-6	1-3	1-0			
Nigel McSween	11-12	23	1-0	0-1	1-2	1-0	0-1	3-1	0-3	0-3	5-1			
Obinna Nwobodo	7-15	22	1-0	1-0	0-4	1-0	0-0	0-1	1-4	0-3	3-3			
Tyrell Mims	18-3	21	1-0	DNP	4-1	3-1	4-0	2-1	1-0	3-0	0-0			
Zahmir Dawud	14-7	21	3-1	2-0	1-3	2-1	0-0	0-0	2-1	2-1	2-0			
Chuck Smith	6-15	21	0-1	1-2	0-4	0-1	1-0	1-2	0-2	0-1	3-2			
Christian Sapp	13-3	16	2-0	3-1	5-1	DNP	DNP	1-0	1-0	1-1	0-0			
Jordan Nelson	5-11	16	0-0	0-1	0-2	1-1	2-0	1-1	1-6	0-0	0-0			
Capri Martin	5-10	15	1-1	0-0	1-4	1-2	0-0	1-0	0-1	1-1	0-1			
Chandon Pierre	1-5	6	0-2	DNP	DNP	0-1	0-0	0-0	0-1	1-0	0-1			
Newton Essiem	3-2	5	0-0	1-0	0-0	1-0	0-0	0-2	1-0	0-0	0-0			
Mike Kennedy	1-4	5	0-0	0-0	0-1	0-1	1-0	0-0	0-0	0-0	0-2			
Jon Wyatt	2-2	4	0-0	1-2	0-0	0-0	DNP	1-0	0-0	DNP	DNP			
JR Strauss	1-3	4	0-0	0-0	0-0	0-0	0-0	1-1	0-1	0-0	0-1			
Jason Hall	3-0	3	1-0	1-0	0-0	0-0	0-0	1-0	0-0	0-0	0-0			
Kaleb Moody	1-2	3	0-0	0-0	0-1	0-0	0-0	0-0	0-0	0-0	1-1			
Ivan Murray	1-1	2	DNP	0-0	0-0	1-0	0-1	0-0	0-0	DNP	DNP			
Timmy Furgeson	0-2	2	0-0	0-0	0-0	0-0	0-0	0-0	0-0	0-1	0-1			
Damill Bostic	1-0	1	0-0	1-0	DNP	DNP	DNP	DNP	DNP	DNP	DNP			
Kyle Fay	1-0	1	0-0	0-0	0-0	0-0	0-0	0-0	0-0	1-0	DNP			
Anthony Hawkins	1-0	1	DNP	DNP	DNP	DNP	DNP	DNP	DNP	DNP	1-0			
Julian Glantz	0-1	1	DNP	0-0	0-0	0-0	0-0	0-0	0-0	0-0	0-1			
Jaylan Sanchez	0-1	1	0-0	0-0	0-0	0-0	0-0	0-0	0-0	0-1	0-0			
Jayvont Williams	0-1	1	DNP	0-0	0-0	0-0	0-0	0-1	0-0	0-0	0-0			
TOTAL	304-298	602	41-28	37-20	25-58	44-20	21-14	39-44	26-38	36-44	35-32			

SPECIAL TEAMS TACKLES

Total Tackles	KO-PU	TOT	YSU	COL	TOW	MD	LIU	SB	ME	UNH	HAM	NCAT	MON	DEL
Turner Inge	3-1	4	1-0	0-0	0-1	0-0	0-0	2-0	0-0	0-0	0-0			
Tyrell Mims	2-2	4	1-0	0-0	0-1	0-0	0-1	1-0	0-0	0-0	0-0			
Jason Hall	3-0	3	1-0	1-0	0-0	0-0	0-0	1-0	0-0	0-0	0-0			
Ethan Potter	2-1	3	1-0	0-0	0-0	0-0	0-0	0-0	1-0	0-1	0-0			
Christian Sapp	2-0	2	0-0	0-0	2-0	DNP	DNP	0-0	0-0	0-0	0-0			
Brendan Bell	1-0	1	0-0	0-0	0-0	0-0	0-0	1-0	0-0	0-0	0-0			
Julian Glantz	1-0	1	DNP	0-0	0-0	0-0	0-0	0-0	0-0	0-0	1-0			
Jalen Goodman	1-0	1	1-0	0-0	0-0	0-0	0-0	0-0	0-0	0-0	0-0			
Jordan Nelson	1-0	1	0-0	0-0	0-0	0-0	0-0	1-0	0-0	0-0	0-0			
JR Strauss	1-0	1	0-0	0-0	0-0	0-0	0-0	0-0	0-0	0-0	1-0			
Timmy Furgeson	0-2	2	0-0	0-0	0-0	0-0	0-0	0-0	0-0	0-1	0-1			
Ayden Howard	0-1	1	0-0	0-0	0-0	0-1	0-0	0-0	0-0	0-0	0-0			
Kaleb Moody	0-1	1	0-0	0-0	0-0	0-0	0-0	0-0	0-0	0-0	0-1			
Jaylan Sanchez	0-1	1	0-0	0-0	0-0	0-0	0-0	0-0	0-0	0-1	0-0			
TOTAL	17-9	26	5-0	1-0	2-2	0-1	0-1	6-0	1-0	0-3	2-2			

VILLANOVA FOOTBALL GAME NOTES

GAME BY GAME STARTERS

OFFENSE	QB	RB	WR	WR	WR	TE/WR	LT	LG	C	RG	RT
YSU	Watkins	Ragland	Sanchez	D. Smith	Miles	Lopes	Voltaire	Broderick	Picard	McCullers	Ajirotutu
Colgate	Watkins	Ragland	Sanchez	D. Smith	Miles	Clayton	Voltaire	Ajirotutu	Picard	McCullers	Fay
Towson	Watkins	Ragland	Sanchez	D. Smith	Miles	Clayton	Voltaire	Ajirotutu	Picard	McCullers	Fay
Maryland	Watkins	Ragland	Sanchez	D. Smith	Miles	Clayton	Voltaire	Cregan	Picard	McCullers	Fay
LIU	Watkins	Ragland	Sanchez	Lopes	Miles	Clayton	Voltaire	Broderick	Picard	McCullers	Fay
Stony Brook	Watkins	Mace	Sanchez	D. Smith	Miles	Lopes	Voltaire	Ajirotutu	Picard	McCullers	Fay
Maine	Watkins	Mace	Sanchez	D. Smith	Miles	Clayton	Voltaire	Broderick	Picard	McCullers	Fay
UNH	Watkins	Avit	Sanchez	D. Smith	Kopecky	Lopes	Voltaire	Broderick	Picard	McCullers	Fay
Hampton	Watkins	Avit	Sanchez	D. Smith	Kopecky	Clayton	Voltaire	Broderick	Picard	McCullers	Cregan
NC A&T											
Monmouth											
Delaware											

DEFENSE	DE	DT	DE	LB	LB	LB	CB	CB	FS	WS	SS
YSU	C. Smith	Nwobodo	Pierre	Hartzell	Kimmel	Bell	Mims	Dawud	Goodman	Potter	Trinh
Colgate	C. Smith	Nwobodo	Martin	Hartzell	Kimmel	Bell	Wyatt	Dawud	Goodman	Potter	Trinh
Towson	C. Smith	Nwobodo	Martin	Hartzell	Kimmel	Bell	Mims	Waxter	Goodman	Potter	Trinh
Maryland	C. Smith	Nwobodo	Martin	Hartzell	Kimmel	Bell	Mims	Waxter	Goodman	Potter	Trinh
LIU	Howard	Nwobodo	Martin	Hartzell	Kimmel	Bell	Mims	Waxter	Goodman	Potter	Trinh
Stony Brook	Howard	Nwobodo	Martin	Hartzell	Kimmel	Bell	Mims	Waxter	Goodman	Potter	Trinh
Maine	Howard	Nwobodo	Martin	Hartzell	Kimmel	Bell	Mims	Waxter	Goodman	Potter	Trinh
UNH	Howard	Nwobodo	Martin	Hartzell	Inge	Bell	Mims	Waxter	Goodman	Potter	Trinh
Hampton	Howard	Nwobodo	Martin	Hartzell	Inge	Bell	Mims	Waxter	Goodman	Potter	Trinh
NC A&T											
Monmouth											
Delaware											

VILLANOVA SCORING DRIVES

OPP	QTR	TIME	PL/YDS/TM	RES	PLAY	OPP	QTR	TIME	PL/YDS/TM	RES	PLAY
YSU	1	8:57	6/42/2:43	FG	Gettman 42 yard field goal	HAMP	1	2:13	11/48/5:02	FG	Gettman 29 yard field goal
YSU	1	1:23	7/79/4:04	TD	Watkins 14 yard run	HAMP	2	7:11	5/26/2:06	TD	Avig 1 yard run
YSU	2	2:20	7/45/3:57	TD	Ragland 3 yard run	HAMP	3	10:06	10/52/4:54	FG	Gettman 40 yard field goal
YSU	3	10:52	4/88/2:23	TD	Watkins 29 yard run	HAMP	3	4:59	5/78/2:35	TD	Bell 4 yard run
COL	1	2:59	2/72/0:51	TD	D. Smith 71 yard reception						
COL	3	11:53	6/63/2:59	TD	Ragland 1 yard run						
COL	4	10:06	10/69/5:59	TD	D. Smith 8 yard reception						
COL	4	3:59	8/52/4:57	TD	Watkins 13 yard run						
TOW	2	12:10	9/54/4:46	TD	Sanchez 20 yd reception						
TOW	3	1:16	4/80/2:31	TD	Sanchez 6 yd reception						
MD	3	7:17	4/-8/1:20	FG	Gettman 33 yard field goal						
MD	3	4:15	6/53/3:00	TD	D. Smith 17 yard reception						
MD	4	10:33	11/55/5:03	FG	Gettman 37 yard field goal						
MD	4	1:11	9/80/4:14	TD	Maddocks 8 yard run						
LIU	1	7:55	13/84/6:55	FG	Gettman 24 yard field goal						
LIU	1	3:04	3/19/1:57	TD	Ragland 12 yard run						
LIU	2	0:34	11/89/4:50	TD	Ragland 1 yard run						
LIU	4	14:55	2/19/0:17	TD	Avit 5 yard run						
SB	1	0:00	6/92/3:03	TD	Kopecky 26 yard reception						
SB	2	3:03	6/70/2:36	TD	Avit 1 yard run						
SB	3	7:08	2/26/0:42	TD	Avit 1 yard run						
SB	3	3:47	3/80/1:22	TD	Avit 59 yard run						
SB	4	8:40	1/72/0:11	TD	Avit 72 yard run						
SB	4	2:26	9/64/5:05	TD	Mace 21 yard run						
UM	4	1:50	12/66/5:11	TD	Maddocks 7 yard run						
UNH	2	11:27	10/81/4:38	TD	Kopecky 25 yard reception						
UNH	4	8:21	9/99/5:24	TD	Smith 19 yard reception						

VILLANOVA FOOTBALL GAME NOTES

LONG PLAYS BY THE NUMBERS

YARDS	NO.	TD
100+	0	0
90-99	0	0
80-89	0	0
70-79	3	2
60-69	1	0
50-59	1	1
40-49	3	0
30-39	7	0
20-29	38	5

LONG PLAYS BY TYPE

PLAY	NO.	TD
Rushing	16	4
Passing	20	4
Punt Returns	1	0
Kick Returns	15	0
Interceptions	1	0
Fumble Returns	0	0
Other	0	0
TOTAL	53	8

LONGEST PLAYS OF THE YEAR

RUSHING	
72	David Avit vs. Stony Brook
RUSHING TOUCHDOWN	
72	David Avit vs. Stony Brook
PASSING	
72	Connor Watkins vs. Hampton
PASSING TOUCHDOWN	
71	Connor Watkins vs. Colgate
RECEPTION	
72	Jaylan Sanchez vs. Hampton
RECEIVING TOUCHDOWN	
71	Devin Smith vs. Colgate
PUNT RETURN	
22	Tanner Maddocks vs. Stony Brook
KICK RETURN	
42	Christian Sapp vs. Youngstown State
INTERCEPTION RETURN	
24	Ty Trinh vs. Maryland
FUMBLE RETURN	
18	Shane Hartzell vs. LIU
PUNT	
72	Ethan Gettman vs. New Hampshire
FIELD GOAL	
42	Ethan Gettman vs. Youngstown State

LONGEST PLAYS OF THE YEAR (20+ YARDS)

YDS	TYPE	PLAYER	OPPONENT
72*	Rush	David Avit	Stony Brook
72	Pass	Connor Watkins to Jaylan Sanchez	Hampton
71*	Pass	Connor Watkins to Devin Smith	Colgate
65	Rush	Isaiah Ragland	Towson
59*	Rush	David Avit	Stony Brook
45	Rush	Connor Watkins	Youngstown State
45	Pass	Connor Watkins to Jaylan Sanchez	LIU
42	KR	Christian Sapp	Youngstown State
36	KR	Christian Sapp	Colgate
35	Pass	Connor Watkins to Ja'briel Mace	Youngstown State
35	Rush	Connor Watkins	Stony Brook
32	Pass	Connor Watkins to Luke Daly	Stony Brook
31	Rush	Isaiah Ragland	Youngstown State
31	KR	Isaiah Wright	LIU
31	Pass	Connor Watkins to Devin Smith	New Hampshire
29*	Rush	Connor Watkins	Youngstown State
28	Pass	Connor Watkins to Jaylan Sanchez	Towson
28	KR	Devin Smith	Maine
27	Rush	Connor Watkins	Hampton
26*	Pass	Connor Watkins to Lucas Kopecky	Stony Brook
26	KR	Ja'briel Mace	Hampton
25	Pass	Connor Watkins to Jaylan Sanchez	Colgate
25	KR	Devin Smith	Maryland
25	Pass	Connor Watkins to Ja'briel Mace	LIU
25	Rush	David Avit	Stony Brook
25	Rush	Isaiah Wright	Stony Brook
25*	Pass	Connor Watkins to Lucas Kopecky	New Hampshire
24	Pass	Connor Watkins to Isaiah Ragland	Maryland
24	Pass	Tanner Maddocks to Chris Colby	Maryland
24	INT	Ty Trinh	Maryland
24	KR	Devin Smith	Maine
24	Rush	Ja'briel Mace	New Hampshire
23	Pass	Connor Watkins to Daniel Lopes	Youngstown State
23	Pass	Connor Watkins to Daniel Lopes	Colgate
23	Rush	Isaiah Ragland	Colgate
23	Rush	Ja'briel Mace	Maryland
23	Pass	Connor Watkins to Devin Smith	Stony Brook
23	Pass	Tanner Maddocks to Chris Colby	Maine
23	KR	Devin Smith	Maine
22	KR	Christian Sapp	Towson
22	KR	Devin Smith	Maryland
22	PR	Tanner Maddocks	Stony Brook
21	KR	Christian Sapp	Colgate
21	KR	Christian Sapp	Towson
21*	Rush	Ja'briel Mace	Stony Brook
21	Pass	Tanner Maddocks to Eli Smith	Maine
20	Rush	David Avit	Youngstown State
20	Pass	Connor Watkins to Devin Smith	Colgate
20*	Pass	Connor Watkins to Jaylan Sanchez	Towson
20	KR	Devin Smith	Maryland
20	KR	Devin Smith	Maryland
20	KR	Devin Smith	Maine
20	Rush	Connor Watkins	New Hampshire

* denotes a touchdown

20-YARD PLUS BY PLAYER

PLAYER	NO.	TD	RUSH	REC.	KR	PR	IR	FR
D. Smith	12	1	0	4	8	0	0	0
Mace	6	1	3	2	1	0	0	0
Watkins	5	1	5	0	0	0	0	0
Sanchez	5	1	0	5	0	0	0	0
Sapp	5	0	0	0	5	0	0	0
Avit	4	2	4	0	0	0	0	0
Ragland	4	0	3	1	0	0	0	0
Kopecky	2	2	0	2	0	0	0	0
Wright	2	0	1	0	1	0	0	0
Colby	2	0	0	2	0	0	0	0
Lopes	2	0	0	2	0	0	0	0
Daly	1	0	0	1	0	0	0	0
E. Smith	1	0	0	1	0	0	0	0
Maddocks	1	0	0	0	0	1	0	0
Trinh	1	0	0	0	0	0	1	0
TOTAL	53	8	16	20	15	1	1	0

VILLANOVA FOOTBALL GAME NOTES

MISCELLANEOUS STATS

NON-OFFENSIVE TOUCHDOWNS

Player	Type	Yds	Opponent

POINTS OFF TURNOVERS

OPPONENT	VU TO	OPP PTS	OPP TO	VU PTS	+/-
Youngstown State	0	0	3	3	+3
at Colgate	0	0	1	0	0
Towson	2	0	0	0	0
at Maryland	0	0	2	3	+3
LIU	0	0	2	14	+14
at Stony Brook	1	7	2	7	0
at Maine	4	7	1	0	-7
New Hampshire	2	0	1	0	0
at Hampton	0	0	1	0	0
N.C. A&T					
at Monmouth					
Delaware					
TOTAL	9	14	13	27	+13

CAREER INTERCEPTIONS

Player	INT	Return Yards	Long	TD
Tyrell Mims	4	0	0	0
Ty Trinh	3	42	24	0
Christian Sapp	3	0	0	0
Jalen Goodman	2	104	81	1
Zahmir Dawud	2	2	2	0
Isas Waxter	2	0	0	0
Shane Hartzell	1	19	19	0
Brendan Bell	1	17	17	0
Richie Kimmel	1	0	0	0
Ethan Potter	1	1	1	0

CAREER FUMBLES

Player	FF	FR	Return Yards	TD
Brendan Bell	3	2	0	0
Zahmir Dawud	1	0	0	0
Timmy Furgeson	1	3	3	0
Jalen Goodman	1	2	0	0
Shane Hartzell	2	1	18	0
Richie Kimmel	0	2	1	0
Tyrell Mims	0	2	0	0
Jodan Nelson	0	1	0	0
Chandon Pierre	1	0	0	0
Ethan Potter	1	1	0	0
Christian Sapp	1	0	0	0
Chuck Smith	4	2	0	0
Ty Trinh	1	2	0	0
Isas Waxter	3	1	0	0

CAREER BLOCKED KICKS

Player	Type	Opponent	Date
Brendan Bell	Punt	UAlbany	10.16.21
Richie Kimmel	Punt	Delaware	11.19.22
Tyrell Mims	Punt	William & Mary	10.30.21
JR Strauss	FG	Towson	9.16.24
Obinna Nwobodo	FG	Towson	9.16.24

CAREER 100-YARD RUSHING GAMES

Player	Yds.	Att.	TD	Opp.	Date
David Avit	160	24	1	LIU	9.28.24
David Avit	183	13	4	Stony B.	10.5.24
Isaiah Ragland	126	15	0	Elon	10.14.23
Isaiah Ralgnad	141	17	0	Towson	9.16.24
Connor Watkins	130	11	2	Hampton	10.29.22
Connor Watkins	113	10	3	URI	9.23.23
Connor Watkins	125	13	0	Elon	10.14.23
Connor Watkins	107	10	2	YSU	8.29.24

CAREER 100-YARD RECEIVING GAMES

Player	Yds.	Rec.	TD	Opp.	Date
Jaylan Sanchez	128	2	0	Colgate	9.9.23
Jaylan Sanchez	158	6	2	NC A&T	10.7.23
Jaylan Sanchez	103	4	1	Stony B.	10.28.23
Jaylan Sanchez	103	5	0	Hampton	11.2.24
Devin Smith	103	4	1	S. Car. St.	10.26.23
Devin Smith	202	6	1	Richmond	11.25.23
Devin Smith	116	6	2	Colgate	9.7.24

CAREER 300-YARD PASSING GAMES

Player	Yds.	C-A-I	TD	Opp.	Date
Connor Watkins	310	8-11-0	2	Colgate	9.9.23
Connor Watkins	361	13-19-0	4	Stony B.	10.28.23

CAREER DOUBLE DIGIT TACKLE GAMES

Player	TOT	UA-A	Opp.	Date
Brendan Bell	10	5-5	Towson	11.5.22
Brendan Bell	12	9-3	Delaware	11.19.22
Brendan Bell	14	8-6	UNH	11.4.23
Brendan Bell	12	4-8	Delaware	11.18.23
Brendan Bell	11	5-6	YSU	8.29.24
Brendan Bell	10	9-1	Colgate	9.7.24
Brendan Bell	12	2-10	Towson	9.14.24
Brendan Bell	15	7-8	Stony Brook	10.5.24
Jalen Goodman	13	10-3	URI	3.13.21
Jalen Goodman	12	10-2	Holy Cr.	12.3.21
Jalen Goodman	12	5-7	Delaware	11.19.22
Shane Hartzell	15	8-7	Richmond	10.15.22
Shane Hartzell	10	6-4	Delaware	11.19.22
Shane Hartzell	10	4-6	UNH	11.4.23
Shane Hartzell	14	7-7	YSU	12.2.23
Shane Hartzell	11	7-4	YSU	8.29.24
Shane Hartzell	11	5-6	Stony Brook	10.5.24
Shane Hartzell	20	8-12	UNH	10.26.24
Richie Kimmel	10	2-8	YSU	8.29.24
Richie Kimmel	10	3-7	Stony Brook	10.5.24
Kaleb Moody	10	5-5	Brown	9.22.23
Ethan Potter	11	4-7	Maine	10.1.22
Ethan Potter	11	6-5	Richmond	10.15.22
Ethan Potter	10	7-3	Maryland	9.21.24
Ethan Potter	10	6-4	Maine	10.19.24
Ty Trinh	12	7-5	UNH	11.4.23

VILLANOVA FOOTBALL GAME NOTES

DEFENSE/SPECIAL TEAMS TOUCHDOWNS

(since becoming an FCS member in 1985)

PLAY	TDs
DEFENSE (67)	
Interception Return.....	43
Fumble Return.....	18
Blocked Punt Return.....	5
Blocked Field Goal Return.....	1
SPECIAL TEAMS (17)	
Kick Return.....	15
Punt Return.....	2
TOTAL	84

LONGEST TOUCHDOWNS BY TYPE

Interception Return

100 yards by Rob Rolle on September 17, 2016 vs. Towson

Fumble Return

99 yards by Jaquan Amos on October 7, 2017 vs. Maine

Return of Blocked Punt

33 yards by Ademole Turner on September 21, 1996 vs. Fordham

Return of Blocked Field Goal

73 yards by Craig James on September 28, 2013 vs. Penn

Kick Return

100 yards by Nowoola Awopetu on November 9, 2019 vs. Richmond

Punt Return

66 yards by Poppy Livers on October 20, 2012 vs. Georgia State

DEFENSIVE/SPECIAL TEAMS TDS BY YEAR

DEFENSE

4	2000, 2016, 2017, 2019
3	2004, 2005, 2007, 2009, 2012, 2013
2	1986 1989, 1991, 1992, 1994, 1996, 1999, 2003, 2008, 2010, 2011, 2014, 2018, 2021
1	1997, 1998, 2001, 2022, 2023

SPECIAL TEAMS

2	2000, 2010
1	1996, 1997, 1998, 2001, 2002, 2003, 2004, 2007, 2008, 2009, 2012, 2017, 2019

DEFENSIVE/SPECIAL TEAMS TDS BY MONTH

August	3
September	35
October	21
November	22
December	3

DEFENSIVE/SPECIAL TEAMS TDS BY PLAYER

DEFENSIVE TOUCHDOWNS	TDs
Jaquan Amos	4
Jimmy Pitts.....	3
Ronnie Akins	2
Nowoola Awopetu	2
Brian Barajas	2
Eric Loper	2
Rob Rolle	2
Joe Sarnese	2
Jeff Steeb	2
Daryl Stewart.....	2
Danny Abraham.....	1
Darrell Adams	1
TD Ayo-Durojaiye	1
Rodney Badger	1
Christian Benford.....	1
Austin Calitro	1
Clarence Curry	1
Chris Curtis.....	1
John Dempsey	1
Curtis Eller.....	1
Brennan Erbeznik.....	1
Jalen Goodman.....	1
Sean Goodrich	1
Mike Hoffman	1
Brian Hulea	1
Keeling Hunter.....	1
Craig James	1
Gary Johnson	1
Marlon Johnson.....	1
Joe Keating.....	1
Salim Koroma	1
Tanoh Kpassagnon	1
Tim Kukucka	1
DeLonne Kelly	1
Kevin Long.....	1
Jason McMillion	1
Jerry Miles	1
Martel Moody.....	1
Steven Neugebauer.....	1
Osayi Osunde	1
Delmon Robertson	1
Bobby Rosato	1
Dan Silva	1
Kwesi Solomon.....	1
Rich Spugnardi.....	1
Terence Taylor.....	1
Elijah Trent.....	1
Ademole Turner	1
Ray Ventrone	1
Ross Ventrone.....	1
Curtis Waltman	1
Aaron Weems	1
Darrel Young	1

SPECIAL TEAMS TOUCHDOWNS

SPECIAL TEAMS TOUCHDOWNS	TDs
Brian Westbrook.....	5
Angelo Babbaro.....	3
Martin Gibson.....	3
Matt Szczur	2
Nowoola Awopetu	1
Poppy Livers.....	1
Taurus Phillips	1
Ademole Turner.....	1

VILLANOVA FOOTBALL GAME NOTES

SINGLE GAME HIGHS

INDIVIDUAL SINGLE GAME HIGHS

Category	No.	Player
Rushes	26	David Avit, Hampton
Rushing Yards	183	David Avit, Stony Brook
Rushing TDs	4	David Avit, Stony Brook
Long Rush	72	David Avit, Stony Brook
Pass Attempts	31	Connor Watkins, Maine
Pass Completions	18	Connor Watkins, Colgate
Passing Yards	247	Connor Watkins, Colgate
Passing TDs	2	Connor Watkins, Colgate/Towson/UNH
Long Pass	72	Connor Watkins, Hampton
Receptions	6	Devin Smith, Colgate
Receiving Yards	116	Devin Smith, Colgate
Receiving TDs	2	D. Smith, Colgate; J. Sanchez, Towson
Long Reception	72	Jaylan Sanchez, Hampton
Field Goals	2	Ethan Gettman, Maryland/Hampton
Long Field Goal	42	Ethan Gettman, Youngstown State
Punts	7	Ethan Gettman, Hampton
Punting Average	46.0	Ethan Gettman, Youngstown State
Long Punt	72	Ethan Gettman, New Hampshire
Punts Inside 20	3	Ethan Gettman, Hampton
Long Punt Return	22	Tanner Maddocks, Stony Brook
Long Kick Return	42	Christian Sapp, Youngstown State
Long INT Return	24	Ty Trinh, Maryland
Long FR Return	18	Shane Hartzell, LIU
Tackles	20	Shane Hartzell, New Hampshire
Tackles For Loss	4.5	Brendan Bell, New Hampshire
Sacks	1.0	9x
Interceptions	1	6x

OPPONENT SINGLE GAME HIGHS

Category	No.	Player
Rushes	24	Roland Dempster, Stony Brook
Rushing Yards	135	Devin Matthews, Towson
Rushing TDs	3	Roland Dempster, Stony Brook
Long Rush	70	Devin Matthews, Towson
Pass Attempts	36	Sean Brown, Towson
Pass Completions	28	Billy Edwards Jr., Maryland
Passing Yards	328	Billy Edwards Jr., Maryland
Passing TDs	3	Carter Peevy, Maine
Long Pass	61	Billy Edwards Jr., Maryland
Receptions	14	Tai Felton, Maryland
Receiving Yards	157	Tai Felon, Maryland
Receiving TDs	1	7x
Long Reception	61	Tai Felton, Maryland
Field Goals	2	K. Vaughan, Towson; N. Mazzie, UNH
Long Field Goal	46	Jack Howes, Maryland
Punts	8	Taylor, Stony Brook; Starling, Hampton
Punting Average	55.0	Brendon Kilpatrick, Youngstown State
Long Punt	65	Brendon Kilpatrick, Youngstown State
Punts Inside 20	2	4x
Long Punt Return	27	Braeden Wisloski, Maryland
Long Kick Return	33	Chance Knox, Stony Brook
Long INT Return	0	D. Vaught/S. Smalls, Maine
Long FR Return	9	Ryan Toscano, New Hampshire
Tackles	11	Cole Kozlowski, Colgate
Tackles For Loss	2.5	Josiah Silver, New Hampshire
Sacks	2.0	I. Henderson, Maine; J. Silver, UNH
Interceptions	1	D. Vaught/S. Smalls, Maine

TEAM SINGLE GAME HIGHS

Category	No.	Villanova
Rushes	53	LIU
Rushing Yards	280	Stony Brook
Yards Per Rush	8.2 (30/246)	Youngstown State
Rushing TDs	5	Stony Brook
Pass Attempts	40	Maine
Pass Completions	18	Colgate, Maine
Passing Yards	247	Colgate
Yards Per Pass	8.8 (247/28)	Colgate
Passing TDs	2	Colgate, Towson, New Hampshire
Total Plays	72	LIU
Total Offense	432	Stony Brook
Yards Per Play	7.4 (58/432)	Stony Brook
Points	42	Stony Brook
First Downs	22	LIU
Penalties	10	LIU, Maine
Penalty Yards	100	Maine
Turnovers	4	Maine
Sacks	3	Towson
Interceptions	2	Youngstown State
Punts	7	Hampton
Punting Average	46.0 (3/138)	Youngstown State
Third Down Pct.	50.0% (7 of 14)	LIU
Fourth Down Pct.	100.0% (1 of 1)	New Hampshire

OPPONENT SINGLE GAME HIGHS

Category	No.	Opponent
Rushes	45	Hampton
Rushing Yards	169	Youngstown State
Yards Per Rush	5.3 (30/159)	Maryland
Rushing TDs	3	Maryland, Stony Brook
Pass Attempts	42	Colgate
Pass Completions	29	Maryland
Passing Yards	338	Maryland
Yards Per Pass	9.9 (338/29)	Maryland
Passing TDs	3	Maine
Total Plays	74	Stony Brook
Total Offense	497	Maryland
Yards Per Play	7.8 (64/497)	Maryland
Points	38	Maryland
First Downs	21	Youngstown State
Penalties	8	Towson, Maryland, LIU, Stony Brook
Penalty Yards	89	Maryland
Turnovers	3	Youngstown State
Sacks	7	Maine
Interceptions	2	Maine
Punts	8	Stony Brook, Hampton
Punting Average	55.0 (2/110)	Youngstown State
Third Down Pct.	70.0% (7 of 10)	Maryland
Fourth Down Pct.	100.0% (2 of 2)	Stony Brook
	100.0% (1 of 1)	Towson, Maryland

VILLANOVA FOOTBALL GAME NOTES

THE LAST TIME VILLANOVA

VILLANOVA	SPAN OF GAMES	LAST TIME	VILLANOVA	SPAN OF GAMES	LAST TIME
Scoring			PASSING		
50-59	44	55 vs. Bucknell (9.11.2021)	300-399 yards	14	361, Connor Watkins vs. Stony Brook (10.28.2023)
60-69	206	63 vs. William & Mary (10.6.2007)	400+ yards	257	460, Brett Gordon vs. Delaware (11.23.2002)
70+	1,211	NEVER	40-49 attempts	43	40, Daniel Smith vs. Richmond (9.18.2021)
<10	2	7 at Maine (10.19.2024)	50+ attempts	227	54, Frank Jankowski vs. Richmond (10.8.2005)
<7	24	3 at Towson (11.5.2022)	25-29 completions	43	26, Daniel Smith vs. Richmond (9.18.2021)
Shutout by	66	0-34 vs. New Hampshire (10.27.2018)	30-39 completions	222	30, Frank Jankowski vs. JMU (11.12.2005)
Shutout by (CAA)	66	0-34 vs. New Hampshire (10.27.2018)	40+ completions	264	40, Brett Gordon vs. JMU (9.28.2002)
Shutout by (home)	66	0-34 vs. New Hampshire (10.27.2018)	3 passing TDs	12	3, Connor Watkins vs. Towson (11.11.2023)
Shutout by (road)	91	0-23 vs. Richmond (10.15.2016)	4 passing TDs	14	4, Connor Watkins vs. Stony Brook (10.28.2023)
Shutout opponent	15	21-0 vs. Elon (10.14.2023)	5 passing TDs	51	5, Daniel Smith vs. Delaware (11.23.2019)
Shutout (home)	15	21-0 vs. Elon (10.14.2023)	6 passing TDs	291	6, Chris Boden vs. Delaware (11.20.1999)
Shutout (road)	36	35-0 at Elon (11.6.2021)	Consecutive 300+	228	3 straight, Frank Jankowski (9.24 - 10.8.2005)
Shutout (CAA)	15	21-0 vs. Elon (10.14.2023)	50-59 yard pass	11	51, Connor Watkins at Delaware (11.18.2023)
Rushing			60-69 yard pass	10	64, Connor Watkins vs. YSU (12.2.2022)
300-399 Yards	31	365 at LIU (9.10.2022)	70-79 yard pass	0	72, Connor Watkins at Hampton (11.2.2024)
400+ Yards	15	440 vs. Elon (10.14.2023)	80-89 yard pass	30	80, Connor Watkins vs. UAlbany (10.22.2022)
<100 Yards	0	92 at Hampton (11.2.2024)	90-99 yard pass	70	90, Zach Bednarczyk vs. Bucknell (9.22.2018)
<0 Yards	215	-39 vs. Maine (10.14.2006)	100+ yard pass	1,211	NEVER
Passing			RECEIVING		
300-399 Yards	12	300 vs. Towson (11.11.2023)	100-199 yards	0	Jaylan Sanchez (103) at Hampton (11.2.2024)
400-499 Yards	228	418 vs. New Hampshire (10.1.2004)	200+ yards	51	236, Changa Hodge vs. Delaware (11.23.2019)
Total Offense			2 players 100+	20	Pringle (168), Sanchez (128) vs. Colgate (9.9.2023)
500-599 Yards	12	555 vs. Towson (11.11.2023)	3 players 100+	14	Pringle (191), Sanchez (103), Hayek (102) vs. Stony B. (10.28.2023)
600-699 Yards	70	609 vs. Bucknell (9.22.2018)	10 receptions	215	10, Duquesne May vs. Maine (10.14.2006)
700+ Yards	762	706 vs. North Carolina State (11.19.1949)	11 receptions	159	11, Matt Szczur vs. Stephen F.A. (12.4.2.2010)
<200 Yards	24	153 at Towson (11.5.2022)	12-14 receptions	268	12, Brian White vs. Rutgers (8.31.2002)
<100 Yards	397	87 vs. New Hampshire (11.3.1990)	15 receptions	309	15, Brian Westbrook vs. N' eastern (10.10.1998)
30+ first downs	51	30 vs. Delaware (11.23.2019)	16 receptions	313	16, Brian Finneran vs. Y'town State (12.6.1997)
100+ penalty yards			Consecutive 100+	12	3 straight, Rayjuon Pringle (10.28 - 11.11.2023)
2 fumbles lost	1	10-100 vs. Maine (10.19.2024)	50-59 yard catch	11	51, Jaaron Hayek at Delaware (11.18.2023)
3+ fumbles lost	17	0 vs. New Hampshire (10.26.2024)	60-69 yard catch	10	64, Jaylan Sanchez vs. YSU (12.2.2022)
Scored a safety	12	3 at UAlbany (9.30.2023)	70-79 yard catch	0	72, Jaylan Sanchez at Hampton (11.2.2024)
Scored two safeties	135	1 vs. Towson (11.11.2023)	80-89 yard catch	26	80, Rayjuon Pringle vs. UAlbany (10.22.2022)
Allowed a safety	26	2 vs. James Madison (11.10.2012)	90-99 yard catch	70	90, Josh McGrigg vs. Bucknell (9.22.2018)
Forced 5 TO	45	1 vs. UAlbany (10.22.2022)	100+ yard catch	1,211	NEVER
Forced 6+ TO	45	6 at Lehigh (9.4.2021)	3 receiving TDs	158	3, Norman White vs. Stephen F.A. (12.4.2010)
Committed 5+ TO	17	6 at Lehigh (9.4.2021)	4 receiving TDs	28	4, Jaaron Hayek vs. Maine (10.1.2022)
4+ interceptions	45	5 at UAlbany (9.30.2023)	5 receiving TDs	554	5, Mike Siani vs. Xavier (10.30.1971)
Forced 2 fumbles	2	4 at Lehigh (9.4.2021)	SPECIAL TEAMS		
Forced 3 fumbles	39	2 at Maine (10.19.2024)	50+ yard field goal	294	50, Casey Hannon vs. JMU (10.1.1999)
Forced 4+ fumbles	116	3 vs. Rhode Island (10.23.2021)	45-49 yard field goal	9	46, Matthew Mercurio at S. Dak. St. (12.9.2023)
Recovered 2 fumbles	4	4 vs. Rhode Island (10.11.2014)	40-44 yard field goal	0	40, Ethan Gettman at Hampton (11.2.2024)
Recovered 3+ fumbles	39	2 vs. LIU (9.28.2024)	Made 3+ field goals	16	3, Matthew Mercurio at N.C. A&T (10.7.2023)
2+ defensive TDs	65	3 vs. Rhode Island (10.23.2021)	Made 7+ PATs	44	7, William Bartel vs. Bucknell (9.11.2021)
Defense/ST TDs	82	2 vs. LIU (9.28.2024)	Missed PAT	14	1, Matthew Mercurio vs. Stony Brook (10.28.2023)
Consecutive games non-off. TD	60	3 vs. Rhode Island (10.23.2021)	70+ yard punt	1	72, Ethan Gettman vs. UNH (10.26.2024)
5 total TD's in a game	11	2 INT returns vs. Richmond (11.3.2018)	60-69 yard punt	8	62, Ethan Gettman vs. YSU (8.29.2024)
6 total TD's in a game	3	2 INT returns/1 PR vs. Lafayette (9.16.2017)	Kickoff return TD	53	100, Nowoola Awopetu vs. Richmond (11.9.2019)
7+ total TD's in a game	14	3 straight, vs. Colgate/Lehigh/Bucknell (8.24 - 9.14.2019)	Punt return TD	40	15, TD Ayo-Durojaiye at UAlbany (10.16.2021)
Recovered onside kick	5	5 at Delaware (11.18.2023)	2+ kick return TD	1,211	NEVER
Defensive 2-point conv.	341	6 at Stony Brook (10.5.2024)	Start game kick return TD	53	100, Nowoola Awopetu vs. Richmond (11.9.2019)
Walk-Off Win	26	7 vs. Stony Brook (10.28.2023)	Consecutive games non-off. TD	??	Has not happened since FB reinstated in 1985
Walk-Off Loss	67	at Maryland (9.21.2024)	2-point conversion	22	Connor Watkins (rush) vs. Delaware (11.19.22)
		vs. William & Mary (10.28.1995)	Blocked a PAT	18	John Rhodan vs. Rhode Island (9.23.2023)
		vs. UAlbany (10.22.2022)	Blocked a FG	6	JR Strauss vs. Towson (9.14.2024)
		at Maine (10.6.2018)	Blocked a punt	22	Richie Kimmel vs. Delaware (11.19.22)
RUSHING			TD on blocked FG	130	Devon Marshall vs. Delaware (11.19.22)
100-199	3	183, David Avit at Stony Brook (10.5.2024)	TD on blocked punt	39	73, Craig James vs. Stony Brook (9.28.2013)
200-299	126	214, John Robertson vs. Maine (10.26.2013)	DEFENSE		
300+	1,211	NEVER	10-14 tackles	2	10, Ethan Potter at Maine (10.19.2024)
2 players 100+	15	Ragland (126), Watkins (125) vs. Elon (10.14.2023)	15-19 tackles	3	15, Brendan Bell at Stony Brook (10.5.2024)
30+ attempts	122	34, John Robertson vs. Syracuse (8.29.2014)	20+ tackles	1	20, Shane Hartzell vs. UNH (10.26.2024)
Consecutive 100+	3	2 straight, David Avit (9.28 - 10.5.2022)	5+ TFL	195	5.5, Greg Miller vs. Richmond (9.27.2008)
Consecutive 200+	126	2 straight, John Robertson (10.19 - 10.26.2013)	3+ sacks	90	3.5, Ed Shockley vs. UAlbany (10.22.2016)
50-59 yard rush	3	59, David Avit at Stony Brook (10.5.2024)	2+ interceptions	44	Christian Benford vs. Bucknell (9.11.2021)
60-69 yard rush	6	65, Isaiah Ragland vs. Towson (9.14.2024)	3+ fumble recoveries	240	3, Darrell Adams vs. James Madison (9.17.2004)
70-79 yard rush	3	72, David Avit at Stony Brook (10.5.2024)	2 fumble recoveries	65	2, Chucky Smith vs. Richmond (11.3.2018)
80-89 yard rush	36	83, Justin Covington vs. Stony Brook (11.13.2021)	INT return TD	11	1, Danny Abraham at Delaware (11.18.2023)
90-99 yard rush	413	90, Mike Jones vs. Columbia (9.23.1989)	2 INT return TDs	65	Nowoola Awopetu vs. Richmond (11.3.2018)
100+ yard rush	1,148	110, John Powers vs. Fordham (10.15.1902)	Fumble return TD	79	Jaquan Amos vs. Maine (10.7.2017)
3 rushing TDs	15	3, TD Ayo-Durojaiye vs. Elon (10.14.2023)			
4 rushing TDs	3	4, David Avit at Stony Brook (10.5.2024)			

VILLANOVA FOOTBALL GAME NOTES

THE LAST TIME THE OPPONENT

OPPONENT	SPAN OF GAMES	LAST TIME	OPPONENT	SPAN OF GAMES	LAST TIME
Scoring			RECEIVING		
50-59	237	51 by New Hampshire (10.2.2004)	100-199 yards	5	157 by Tai Felton, Maryland (9.21.2024)
60-69	1,027	62 by Army (11.15.1919)	200+ yards	78	205 by Korte Weeks, Elon (10.28.2017)
70-79	1,076	71 by Penn State (11.9.1912)	3 players 100+	50	Turner (173), Schwebel (119), Conner (102), SELA (11.30.2019)
80+	813	83 by Army (11.4.1944)	2 players 100+	42	Washington (148), Dotson (117), Penn State (9.25.2021)
<10	1	6 by New Hampshire (10.26.2024)	10+ receptions	5	14 by Tai Felton, Maryland (9.21.2024)
<7	1	6 by New Hampshire (10.26.2024)	50-59 yard catch	1	55 by Joe Gillette, Maine (10.19.2024)
Rushing			60-69 yard catch	5	61 by Tai Felton, Maryland (9.21.2024)
300+ Yards	24	371 by William & Mary (11.12.2022)	70-79 yard catch	69	76 by Shane Leatherbury, Towson (9.15.2018)
400+ Yards	41	472 by Army West Point (9.17.2022)	80-89 yard catch	40	83 by KeAndre Lambert-Smith, Penn State (9.25.2021)
<100 Yards	4	96 by LIU (9.28.2024)	90-99 yard catch	172	98 by Cameron Dohse, W&M (12.11.2009)
<0 Yards	44	-12 by Lehigh (9.4.2021)	100+ yard catch	1,211	NEVER
Passing			3+ touchdowns	228	3 by David Ball, UNH (10.1.2005)
300-399 Yards	5	338 by Maryland (9.21.2024)	SPECIAL TEAMS		
400-499 Yards	42	429 by Penn State (9.25.2021)	50+ yard field goal	68	52 by Kenny Doak, Maine (10.6.2018)
500-599 Yards	50	508 by Southeastern La. (11.30.2019)	40-49 yard field goal	1	40 by Nick Mazzie, UNH (10.26.2024)
Total Offense			Made 3 field goals	55	3 by Nick Courtney, Stony B. (10.26.19)
500-599 Yards	23	582 William & Mary (11.12.2022)	Made 4+ field goals	146	4 by Sean Baner, Delaware (11.19.2011)
600-699 Yards	19	600 by UCF (9.16.2023)	Made 7+ PATs	29	7 by Vincenzo Rea, Monmouth (9.24.2022)
700+ Yards	419	708 by New Hampshire (11.5.1988)	Missed PAT	18	1 by Ty Groff (blocked), URI (9.23.2023)
<200 Yards	4	176 by LIU (9.28.2024)	70+ yard punt	23	75 by Ben Dinkel, Delaware (11.19.2022)
<100 Yards	15	99 by Elon (10.14.2023)	60-69 yard punt	3	62 by Clayton Taylor, Stony Brook (10.5.2024)
30+ first downs	19	31 by UCF (9.16.2023)	Kickoff return TD	16	94 by Taymon Cooke, N.C. A&T (10.7.2023)
100+ penalty yards	26	115 by UAlbany (10.22.2022)	Punt return TD	9	45 by Matthew Durrance, S. D. St. (12.9.2023)
2 fumbles lost	4	2 by LIU (9.28.2024)	2 Punt Return TDs	67	89/81 by D'Angelo Amos, JMU (10.13.2018)
3+ fumbles lost	39	3 by Rhode Island (10.23.2021)	2+ kick return TD	??	Believed to be never based on available data
Scored a safety	26	1 by UAlbany (10.22.2022)	Start game kick return TD	98	98 by Brandon Ravenel, JMU (11.21.2015)
4+ interceptions	38	4 by William & Mary (10.30.2021)	Recovered onside kick	13	New Hampshire (11.4.2023)
Forced 2 fumbles	1	2 by New Hampshire (10.26.2024)	2-point conversion	2	Mason Gilbert, Maine (10.19.2024)
Forced 3 fumbles	16	3 by North Carolina A&T (10.7.2023)	Blocked a PAT	14	Jalen Hoyle, Stony Brook (10.28.2023)
Forced 4+ fumbles	17	5 by UAlbany (9.30.2023)	Blocked a FG	2	John Costanza, Maine (10.19.2024)
2 non-offensive TDs	69	2 punt returns by JMU (10.13.2018)	Blocked a punt	9	Matthew Durrance, S. Dak. St. (12.9.2023)
2 defensive TDs	98	2 (IR/FR) by JMU (11.21.2015)	TD on blocked FG	2	70 by Devin Vaught, Maine (10.19.2024)
Defense/ST TDs	98	3 (KOR/IR/FR) by JMU (11.21.2015)	TD on blocked punt	9	45 by Matthew Durrance, S. D. St. (12.9.2023)
Offense/ST TDs	98	2 by Brandon Ravenel (KOR, receiving), JMU (11.21.2015)	DEFENSE		
3+ TD's in a game	3	3 by Roland Dempster, Stony Brook (10.5.2024)	10-14 tackles	7	11 by Cole Kozlowski, Colgate (9.7.2024)
RUSHING			15+ tackles	30	15 by Antwan Spencer, LIU (9.10.2022)
100-199	3	115 by Roland Dempster, Stony Brook (10.5.2024)	5+ TFL	54	5.0 by John Daka, JMU (10.12.2019)
200-299	29	211 by Jaden Shirden, Monmouth (9.24.2022)	3+ sacks	17	3.0 by A.J. Simon, UAlbany (9.30.2023)
300+	1,211	NEVER	2+ interceptions	30	3 by Victor Nelson Jr., LIU (9.10.2022)
2 players 100+	134	Maysonet (160), Coker (107), Stony B. (11.24.2012)	3 interceptions	30	3 by Victor Nelson Jr., LIU (9.10.2022)
30+ attempts	88	33 by Khalid Abdullah, JMU (11.12.2016)	2+ fumble recoveries	38	2 by Semaj Brown, UAlbany (10.16.2021)
50-59 yard rush	23	55 by Darius Wilson, W&M (11.12.2022)	INT return TD	54	MJ Hampton, JMU (10.12.2019)
60-69 yard rush	9	66 by Isaiah Davis, S. Dak. St. (12.9.2023)	Fumble return TD	69	Troy Vincent, Towson (9.15.2018)
70-79 yard rush	6	70 by Devin Matthews, Towson (9.14.2024)			
80-89 yard rush	225	85 by Jayson Davis, URI (10.22.2005)			
90+ yard rush	247	95 by Wendall Williams, URI (10.11.2003)			
3 rushing TDs	3	3 by Roland Dempster, Stony Brook (10.5.2024)			
4 rushing TDs	48	4 by Kevin Brown Jr., URI (3.13.2021)			
PASSING					
300-399 yards	5	328 by Billy Edwards Jr., Maryland (9.21.2024)			
400-499 yards	42	401 by Sean Clifford, Penn St. (9.25.2021)			
500+ yards	277	538 by Ricky Santos, UNH (10.2.2004)			
40-49 attempts	10	44 by Mitch Davidson, YSU (12.2.2023)			
50+ attempts	22	59 by Nolan Henderson, Delaware (11.19.2022)			
30-39 completions	22	37 by Nolan Henderson, Delaware (11.19.2022)			
40+ completions	175	42 by Pat Devlin, Delaware (11.21.2009)			
3 passing TDs	2	3 by Carter Peevy, Maine (10.19.2024)			
4 passing TDs	42	4 by Sean Clifford, Penn State (9.25.2021)			
5 passing TDs	197	5 by Pat White, West Virginia (8.30.2008)			
6 passing TDs	237	6 by Ricky Santos, UNH (10.2.2004)			
50-59 yard pass	2	55 by Carter Peevy, Maine (10.19.2024)			
60-69 yard pass	5	61 by Tai Felton, Maryland (9.21.2024)			
70-79 yard pass	70	76 by Tom Flacco, Towson (9.15.2018)			
80-89 yard pass	42	83 by Sean Clifford, Penn State (9.25.2021)			
90-99 yard pass	172	98 by R.J. Archer, W&M (12.11.2009)			
100+ yard pass	1,211	NEVER			

VILLANOVA FOOTBALL GAME NOTES

CAREER HIGHS

TEMI AJIROTUTU

Tackles 1 at UCF (9.16.23)

DAVID AVIT

Points 24 at Stony Brook (10.5.24)
Touchdowns 6 at Stony Brook (10.5.24)
Rush Attempts 26 at Hampton (11.2.24)
Rushing Yards 183 at Stony Brook (10.5.24)
Rushing Touchdowns 4 at Stony Brook (10.5.24)
Long Rush 72 at Stony Brook (10.5.24)
Receptions 1 at Maine (10.19.24)
1 at Hampton (11.2.24)

Receiving Yards 11 at Hampton (11.2.24)
Long Reception 11 at Hampton (11.2.24)
Total Offense — Plays 26 at Hampton (11.2.24)
Total Offense — Yards 183 at Stony Brook (10.5.24)
All-Purpose Yards 183 at Stony Brook (10.5.24)

BRENDAN BELL

Points 6 at Hampton (11.2.24)
Touchdowns 1 at Hampton (11.2.24)
Rush Attempts 1 at Hampton (11.2.24)
Rushing Yards 4 at Hampton (11.2.24)
Rushing Touchdowns 1 at Hampton (11.2.24)
Long Rush 4 at Hampton (11.2.24)
Total Offense - Plays 1 at Hampton (11.2.24)
Total Offense - Yards 4 at Hampton (11.2.24)
All-Purpose Yards 17 at New Hampshire (11.4.23)
Interceptions 1 at New Hampshire (11.4.23)
Long INT Return 17 at New Hampshire (11.4.23)
Punt Returns 1 at UAlbany (10.16.21)
Punt Return Yards 28 at UAlbany (10.16.21)
Long Punt Return 28 at UAlbany (10.16.21)
Tackles 15 at Stony Brook (10.5.24)
Tackles For Loss 4.5 vs. UNH (10.26.24)
Sacks 1.0, 5x
Pass Breakups 1, 7x
Forced Fumbles 1 at New Hampshire (11.4.23)
1 at South Dakota St. (12.9.23)
1 vs. UNH (10.26.24)
Fumble Recoveries 1 at LIU (9.10.22)
1 vs. UNH (10.26.24)
Quarterback Hurries 3 vs. Youngstown St. (12.2.23)
Blocked Kicks (Punt) 1 at UAlbany (10.16.21)

MICHAEL BENINCASA

Rush Attempts 1 at Juniata (10.15.22)
Rushing Yards 8 at Juniata (10.15.22)
Long Rush 8 at Juniata (10.15.22)
Pass Attempts 1 at McDaniel (9.17.22)
Total Offense - Plays 1 at McDaniel (9.17.22)
1 at Juniata (10.15.22)
Total Offense - Yards 8 at Juniata (10.15.22)
All-Purpose Yards 8 at Juniata (10.15.22)

DAMILL BOSTIC

Tackles 1 at Colgate (9.7.24)

ETHAN CARR

Pass Attempts 1 at William & Mary (11.12.22)
Total Offense - Plays 1 at W&M (11.12.22)

NOLAN CLAYTON

Receptions 1 at Colgate (9.7.24)
1 vs. UNH (10.26.24)
1 at Hampton (11.2.24)
15 at Colgate (9.7.24)
Long Reception 15 at Colgate (9.7.24)
Kickoff Returns 1 vs. UNH (10.26.24)
Kickoff Return Yards 11 vs. UNH (10.26.24)
Long Kickoff Return 11 vs. UNH (10.26.24)
All-Purpose Yards 15 at Colgate (9.7.24)

CHRIS COLBY

Receptions 1 at Maryland (9.21.24)
1 vs. LIU (9.28.24)
1 at Maryland (9.21.24)
24 at Maryland (9.21.24)
Long Reception 24 at Maryland (9.21.24)
All-Purpose Yards 24 at Maryland (9.21.24)

LUKE DALY

Receptions 2 vs. Towson (9.14.24)
Receiving Yards 45 vs. YSU (12.2.23)
Long Reception 45 vs. YSU (12.2.23)
All-Purpose Yards 45 vs. YSU (12.2.23)

ZAHMIR DAWUD

All-Purpose Yards 2 vs. YSU (8.29.24)
Interceptions 1 vs. YSU (8.29.24)
1 at Stony Brook (10.5.24)
Long INT Return 2 vs. YSU (8.29.24)
Tackles 4 vs. YSU (8.29.24)
4 vs. Towson (9.14.24)
Tackles For Loss 1.0 at Colgate (9.7.24)
1.0 at Hampton (11.2.24)
Forced Fumbles 1 vs. YSU (8.29.24)
Pass Breakups 1 vs. Stony Brook (10.28.23)

NEWTON ESSIEM

Tackles 2 at Stony Brook (10.5.24)

KYLE FAY

Tackles 1 vs. UNH (10.26.24)

TIMMY FURGESON

All-Purpose Yards 3 vs. LIU (9.28.24)
Tackles 8 at Army West Point (9.17.22)
Tackles For Loss 1.0 vs. Rhode Island (3.13.21)
1.0 at Maine (4.3.21)
Sacks 1.0 vs. Rhode Island (3.13.21)
1.0 at Maine (4.3.21)
Forced Fumbles 1 at Maine (4.3.21)
Fumble Recoveries 1 vs. Monmouth (9.24.22)
1 vs. LIU (9.28.24)
1 at Stony Brook (10.5.24)
Long Fumble Return 3 vs. LIU (9.28.24)
Quarterback Hurries 1 vs. Bucknell (9.11.21)

ETHAN GETTMAN

Points 13 vs. Campbell (11.5.22)
Points by Kicking 13 vs. Campbell (11.5.22)
PATs Made 8 vs. Southern Conn. St. (10.8.22)
PATs Attempted 8 vs. Southern Conn. St. (10.8.22)
Field Goals Made 3 vs. Char. So. (10.15.22)
3 vs. Campbell (11.5.22)
3 at Princeton (9.23.23)
Field Goals Attempted 4 vs. Char. So. (10.15.22)
Long Field Goal 56 vs. Campbell (11.5.22)
Rush Attempts 1 at UNLV (9.2.23)
Rushing Yards -23 at UNLV (9.2.23)
Total Offense — Plays 1 at UNLV (9.2.23)
Total Offense — Yards -23 at UNLV (9.2.23)
Punts 7 at Hampton (11.2.24)
Punting Yards 314 at Hampton (11.2.24)
Long Punt 82 vs. Saint Francis (Pa.) (10.16.21)
Kickoffs 9 vs. Southern Conn. St. (10.8.22)
9 vs. Campbell (11.5.22)
Kickoff Yards 578 vs. Southern Conn. St. (10.8.22)
Kickoff Average 65.7 (7 KO) at Holy Cross (11.12.22)
Touchbacks 7 vs. Southern Conn. St. (10.8.22)

JULIAN GLANTZ

Rush Attempts 2 vs. Stony Brook (10.28.23)
Rushing Yards 9 at Maine (10.1.22)
Long Rush 9 at Maine (10.1.22)
Receptions 1 vs. Stony Brook (10.28.23)
Receiving Yards -3 vs. Stony Brook (10.28.23)
Long Reception -3 vs. Stony Brook (10.28.23)
Total Offense - Plays 2 vs. Stony Brook (10.28.23)
Total Offense 9 at Maine (10.1.22)
All-Purpose Yards 9 at Maine (10.1.22)
Tackles 1, 4x

JALEN GOODMAN

Points 6 at Maine (10.1.22)
Touchdowns 6 at Maine (10.1.22)
All-Purpose Yards 81 vs. Rhode Island (9.23.23)
Interceptions 1 at Maine (10.1.22)
1 vs. Rhode Island (9.23.23)
Long INT Return 81 vs. Rhode Island (9.23.23)
INT Return TDs 1 at Maine (10.1.22)
Tackles 13 vs. Rhode Island (3.13.21)
Tackles For Loss 1.5 vs. Bucknell (9.11.21)
Forced Fumbles 1 at Maine (4.3.21)
1 vs. Monmouth (9.24.22)
Fumble Recoveries 1 vs. Rhode Island (9.23.23)
1 at South Dakota State (12.9.23)
Pass Breakups 2 at Southeastern La. (11.30.19)
Quarterback Hurries 1 at Elon (11.6.21)

JASON HALL

Kickoff Returns 1 vs. Towson (11.11.23)
Kickoff Return Yards 0 vs. Towson (11.11.23)
Long Kickoff Return 0 vs. Towson (11.11.23)
Tackles 1 vs. YSU (8.29.24)
1 at Colgate (9.7.24)
1 at Stony Brook (10.5.24)

VILLANOVA FOOTBALL GAME NOTES

CAREER HIGHS

SHANE HARTZELL

All-Purpose Yards 19 at New Hampshire (11.4.23)
 Interceptions 1 at New Hampshire (11.4.23)
 Long INT Return 19 at New Hampshire (11.4.23)
Tackles 20 vs. UNH (10.26.24)
 Tackles For Loss 2.0 at Richmond (10.15.22)
 2.0 vs. Delaware (11.19.22)
 2.0 vs. UNH (10.26.24)
Sacks 1.0, 9x
 Forced Fumbles 1 at LIU (9.10.22)
 1 at Maryland (9.21.24)
Fumble Recoveries 1 vs. LIU (9.28.24)
Long Fumble Return 18 vs. LIU (9.28.24)
 Pass Breakups 1 at UAlbany (9.30.23)
 1 at Delaware (11.18.23)
 1 vs. Youngstown St. (12.2.23)
 Quarterback Hurries 3 vs. Youngstown St. (12.2.23)

ANTHONY HAWKINS

Tackles 1 at Hampton (11.2.24)

NATE HILL

Receptions 1 vs. Rhode Island (9.23.23)
 1 at Maryland (9.21.24)
Receiving Yards 6 vs. Rhode Island (9.23.23)
 6 at Maryland (9.21.24)
Long Reception 6 vs. Rhode Island (9.23.23)
 6 at Maryland (9.21.24)
All-Purpose Yards 6 vs. Rhode Island (9.23.23)
 6 at Maryland (9.21.24)

AYDEN HOWARD

Tackles 6 at Maryland (9.21.24)
 Tackles For Loss 1.5 at Lehigh (9.2.23)
Sacks 1.0 vs. YSU (8.29.24)
 Pass Breakups 1 vs. Towson (11.11.23)
 1 at Colgate (9.7.24)
 Quarterback Hurries 1 vs. UAlbany (10.22.22)
 1 vs. UNH (10.26.24)
 1 at Hampton (11.2.24)

TURNER INGE

Tackles 6 at Maine (10.19.24)
 Tackles For Loss 2.0 vs. Rhode Island (9.23.23)
 Sacks 1.0 vs. Stony Brook (10.28.23)

ANTONIO JOHNSON

Points 6 vs. Colgate (9.9.23)
 Touchdowns 1 vs. Colgate (9.9.23)
 Receptions 2 at Lehigh (9.2.23)
 2 vs. Elon (10.14.23)
 2 vs. Youngstown St. (12.2.23)
 Receiving Yards 40 vs. Youngstown St. (12.2.23)
 Receiving Touchdowns 1 vs. Colgate (9.9.23)
 Long Reception 34 vs. Youngstown St. (12.2.23)
 All-Purpose Yards 40 vs. Youngstown St. (12.2.23)
 Tackles 1 at UCF (9.16.23)

COLIN KENNEDY

Tackles 3 vs. Stony Brook (10.28.23)

MIKE KENNEDY

Tackles 2 at Hampton (11.2.24)

RICHIE KIMMEL

Punt Returns 1 vs. Delaware (11.19.22)
 Punt Return Yards 16 vs. Delaware (11.19.22)
 Long Punt Return 16 vs. Delaware (11.19.22)
 All-Purpose Yards 16 vs. Delaware (11.19.22)
Interceptions 1 vs. YSU (8.29.24)
Long INT Return 0 vs. YSU (8.29.24)
Tackles 10 vs. YSU (8.29.24)
 10 at Stony Brook (10.5.24)
 Tackles For Loss 1.5 at New Hampshire (11.4.23)
Sacks 0.5 vs. Towson (9.14.24)
 Fumble Recoveries 1 at Lehigh (9.2.23)
 1 vs. YSU (8.29.24)
 1 vs. YSU (8.29.24)
Long Fumble Return 1 vs. YSU (8.29.24)
Pass Breakups 2 vs. LIU (9.28.24)
 Quarterback Hurries 1, 4x
 Blocked Kicks (Punt) 1 vs. Delaware (11.19.22)

LUCAS KOPECKY

Points 6 at Stony Brook (10.5.24)
 6 vs. UNH (10.26.24)
Touchdowns 1 at Stony Brook (10.5.24)
 1 vs. UNH (10.26.24)
Receptions 4 at Maine (10.19.24)
Receiving Yards 43 at Maine (10.19.24)
Receiving Touchdowns 1 at Stony Brook (10.5.24)
 1 vs. UNH (10.26.24)
Long Reception 26 at Stony Brook (10.5.24)
All-Purpose Yards 43 at Maine (10.19.24)

DALE LAW

Tackles 1 at Lehigh (9.2.23)
 1 vs. Stony Brook (10.28.23)

DANIEL LOPES

Points 6 at William & Mary (11.12.22)
 Touchdowns 1 at William & Mary (11.12.22)
Receptions 3 at Colgate (9.7.24)
 Receiving Yards 42 at William & Mary (11.12.22)
 Receiving Touchdowns 1 at W&M (11.12.22)
 Long Reception 39 at William & Mary (11.12.22)
 All-Purpose Yards 39 at William & Mary (11.12.22)
 Tackles 1 at Lehigh (9.2.23)

JA'BRIEL MACE

Points 6 at Stony Brook (10.5.24)
Touchdowns 1 at Stony Brook (10.5.24)
 13 vs. Towson (11.11.23)
Rush Attempts 13 at Stony Brook (10.5.24)
 Rushing Yards 76 vs. Towson (11.11.23)
Rushing Touchdowns 1 at Stony Brook (10.5.24)
 Long Rush 28 vs. Towson (11.11.23)
Receptions 2 at Colgate (9.7.24)
 2 at Maine (10.19.24)
Receiving Yards 35 vs. YSU (8.29.24)
Long Reception 35 vs. YSU (8.29.24)
Total Offense - Plays 13 vs. Towson (11.11.23)
13 at Stony Brook (10.5.24)
 Total Offense - Yards 76 vs. Towson (11.11.23)
Kickoff Returns 1 vs. UNH (10.26.24)
 1 at Hampton (11.2.24)
Kickoff Return Yards 26 at Hampton (11.2.24)
Long Kickoff Return 26 at Hampton (11.2.24)
 All-Purpose Yards 77 vs. Towson (11.11.23)

TANNER MADDOCKS

Points 6 at Maryland (9.21.24)
 6 at Maine (10.19.24)
Touchdowns 1 at Maryland (9.21.24)
 1 at Maine (10.19.24)
Rush Attempts 4 at Maine (10.19.24)
 Rushing Yards 12 vs. Stony Brook (10.28.23)
Rushing Touchdowns 1 at Maryland (9.21.24)
 1 at Maine (10.19.24)
Long Rush 17 at Maine (10.19.24)
Pass Attempts 9 at Maine (10.19.24)
Pass Completions 4 vs. Stony Brook (10.28.23)
 4 at Maryland (9.21.24)
 4 at Maine (10.19.24)
Passing Yards 62 at Maine (10.19.24)
 Long Pass 40 vs. Stony Brook (10.28.23)
Total Offense - Plays 13 at Maine (10.19.24)
Total Offense - Yards 71 at Maine (10.19.24)
Punt Returns 3 at Hampton (11.2.24)
Punt Return Yards 29 at Hampton (11.2.24)
Long Punt Return 22 at Stony Brook (10.5.24)
All-Purpose Yards 29 at Hampton (11.2.24)

CAPRI MARTIN

Tackles 5 vs. Stony Brook (10.28.23)
 5 vs. Towson (9.14.24)
Tackles For Loss 1.0 vs. Towson (9.14.24)
 1.0 at Stony Brook (10.5.24)
Sacks 1.0 vs. Towson (9.14.24)
 Forced Fumbles 1 vs. Towson (9.14.24)
 Quarterback Hurries 1, 4x

NIGEL MCSWEEN

Tackles 6 at Hampton (11.2.24)
Tackles For Loss 1.0 vs. Towson (9.14.24)
 1.0 at Stony Brook (10.5.24)
Sacks 1.0 vs. Towson (9.14.24)
 1.0 at Stony Brook (10.5.24)
Pass Breakups 1 at Stony Brook (10.5.24)
Quarterback Hurries 2 at Stony Brook (10.5.24)

KENYON MILES

Receptions 2, 4x
Receiving Yards 21 at Maine (10.19.24)
 Long Reception 20 at UAlbany (9.30.23)
All-Purpose Yards 21 at Maine (10.19.24)

VILLANOVA FOOTBALL GAME NOTES

CAREER HIGHS

TYRELL MIMS

All-Purpose Yards	0 at LIU (9.10.22)
	0 vs. UAlbany (10.22.22)
	0 at Lehigh (9.2.23)
Interceptions	1, 4x
Long INT Return	0 at LIU (9.10.22)
	0 vs. UAlbany (10.22.22)
	0 at Lehigh (9.2.23)
Tackles	6 vs. Richmond (10.15.22)
	6 at Lehigh (9.2.23)
	6 vs. Stony Brook (10.28.23)
Tackles For Loss	1.0, 5x
Sacks	1.0 at N.C. A&T (10.7.23)
Fumble Recoveries	1 at Army West Point (9.17.22)
	1 at Towson (11.5.22)
Pass Breakups	2 vs. UAlbany (10.22.22)
	2 vs. Delaware (11.19.22)
Quarterback Hurries	1 at LIU (9.10.22)
Blocked Kicks (Punt)	1 vs. William & Mary (10.30.21)

KALEB MOODY

Points	6 at Columbia (11.4.23)
Touchdowns	1 at Columbia (11.4.23)
Punt Returns	1 at Columbia (11.4.23)
Punt Return Yards	24 at Columbia (11.4.23)
Long Punt Return	10 at Columbia (11.4.23)
Interceptions	2 at Columbia (11.4.23)
Long INT Return	0 at Columbia (11.4.23)
All Purpose Yards	24 at Columbia (11.4.23)
Tackles	10 vs. Brown (9.22.23)
Tackles For Loss	1.5 vs. Dartmouth (10.28.23)
Sacks	1.0 at Dartmouth (10.28.23)
Forced Fumbles	1 vs. Dartmouth (10.28.23)
Pass Breakups	2 vs. St. Thomas (Minn.) (9.16.23)
	2 vs. Penn (11.11.23)
Blocked Kicks (Punt)	2 vs. Merrimack (9.16.22)

JAMES MOTT

Pass Attempts	3 at Lehigh (9.2.23)
Pass Completions	2 at Lehigh (9.2.23)
Passing Yards	9 at Lehigh (9.2.23)
Long Pass	6 at Lehigh (9.2.23)
Total Offense - Plays	3 at Lehigh (9.2.23)
Total Offense - Yards	9 at Lehigh (9.2.23)

DANIEL MUELLER

Kickoffs	1 at Lehigh (9.2.23)
Kickoff Yards	53 at Lehigh (9.2.23)
Kickoff Average	53.0 at Lehigh (9.2.23)

IVAN MURRAY

Tackles	1 at Maryland (9.21.24)
	1 vs. LIU (9.28.24)

JORDAN NELSON

All-Purpose Yards	0 at Delaware (11.18.23)
Interceptions	1 at Delaware (11.18.23)
Long INT Return	0 at Delaware (11.18.23)
Tackles	7 at Maine (10.19.24)
Tackles For Loss	1.5 at Maine (10.19.24)
Fumble Recoveries	1 at Maine (10.19.24)
Pass Breakups	1 vs. Towson (11.11.23)
Quarterback Hurries	2 vs. Lehigh (9.2.22)

OBINNA NWOBODO

Tackles	6 at Hampton (11.2.24)
Tackles For Loss	1.0 at Delaware (11.18.23)
Sacks	0.5 vs. Towson (9.14.24)
Quarterback Hurries	1 vs. Colgate (9.9.23)
	1 vs. Towson (9.14.24)
	1 at Hampton (11.2.24)
Blocked Kicks (FG)	1 vs. Towson (9.14.24)

JOSH OLUREMI

Tackles	1, 7x
---------	-------

CHANDON PIERRE

Tackles	5 at South Dakota (10.9.21)
Tackles For Loss	1.0, 7x
Sacks	1.0 vs. Southern Illinois (2.20.21)
	1.0 at UAlbany (9.30.23)
	1.0 at N.C. A&T (10.7.23)
Forced Fumbles	1 vs. Southern Illinois (2.20.21)
Quarterback Hurries	1 vs. Missouri State (4.24.21)
	1 vs. YSU (8.29.24)

ETHAN POTTER

Kick Returns	1 vs. Delaware (11.19.22)
Kick Return Yards	24 vs. Delaware (11.19.22)
Long Kick Return	24 vs. Delaware (11.19.22)
All-Purpose Yards	1 vs. Holy Cross (12.3.21)
Interceptions	1 vs. Holy Cross (12.3.21)
Long INT Return	1 vs. Holy Cross (12.3.21)
Tackles	11 at Maine (10.1.22)
	11 at Richmond (10.15.22)
Tackles For Loss	2.5 at Richmond (10.15.22)
Sacks	0.5 at Richmond (10.15.22)
	0.5 vs. UNH (10.26.24)

Pass Breakups	1, 10x
Forced Fumbles	1 at Towson (11.5.22)
Fumble Recoveries	1 vs. Rhode Island (10.23.21)
Quarterback Hurries	1, 6x

ISAIAH RAGLAND

Points	12 vs. LIU (9.28.24)
Touchdowns	2 vs. LIU (9.28.24)
Rush Attempts	17 vs. Towson (9.14.24)
Rushing Yards	141 vs. Towson (9.14.24)
Rushing Touchdowns	2 vs. LIU (9.28.24)
Long Rush	65 vs. Towson (9.14.24)
Receptions	2 at Colgate (9.7.24)
	2 at Maryland (9.21.24)
Receiving Yards	30 at Maryland (9.21.24)
Long Reception	24 at Maryland (9.21.24)
Total Offense - Plays	17 vs. Towson (9.14.24)
Total Offense - Yards	141 vs. Towson (9.14.24)
All-Purpose Yards	141 vs. Towson (9.14.24)

GARRETT ROGAN

Tackles	1 vs. Stony Brook (10.28.23)
---------	------------------------------

JAYLAN SANCHEZ

Points	12 at N.C. A&T (10.7.23)
	12 vs. Towson (9.14.24)
	2 at N.C. A&T (10.7.23)
Touchdowns	2 vs. Towson (9.14.24)
Rush Attempts	1, 5x
Rushing Yards	16 vs. YSU (8.29.24)
Long Rush	16 vs. YSU (8.29.24)
Receptions	6 at N.C. A&T (10.7.23)
Receiving Yards	158 at N.C. A&T (10.7.23)
Receiving Touchdowns	2 at N.C. A&T (10.7.23)
	2 vs. Towson (9.14.24)
Long Reception	72 at Hampton (11.2.24)
Kickoff Returns	2 at William & Mary (11.12.22)
Kickoff Return Yards	39 at W&M (11.12.22)
Long Kickoff Return	30 vs. Hampton (10.29.22)
Total Offense — Plays	1 at W&M (11.12.22)
	1 vs. YSU (8.29.24)
	1 vs. Towson (9.14.24)
Total Offense	-9 at William & Mary (11.12.22)
All-Purpose Yards	157 at N.C. A&T (10.7.23)
Tackles	1 vs. UNH (10.26.24)

CHRISTIAN SAPP

Kick Returns	4 vs. Towson (9.14.24)
Kick Return Yards	64 vs. Towson (9.14.24)
Long Kickoff Return	42 vs. YSU (8.29.24)
All-Purpose Yards	64 vs. Towson (9.14.24)
Interceptions	1 at New Hampshire (11.4.23)
	1 vs. Youngstown State (12.2.23)
	1 at Colgate (9.7.24)
Long INT Return	0 at New Hampshire (11.4.23)
	0 vs. Youngstown State (12.2.23)
	0 at Colgate (9.7.24)
Tackles	6 vs. Towson (9.14.24)
Tackles For Loss	1.0, 5x
Pass Breakups	1 vs. Hampton (10.29.22)
Forced Fumbles	1 at UCF (9.16.23)

CHUCK SMITH

Tackles	8 at The Citadel (11.13.21)
Tackles For Loss	1.5 at VMI (9.23.23)
	1.5 vs. Samford (10.7.23)
Sacks	1.5 vs. Samford (10.7.23)
Pass Breakups	1 vs. Presbyterian (9.16.23)
Forced Fumbles	1, 4x
Fumble Recoveries	1 vs. Kennesaw State (9.18.21)
	1 at VMI (9.25.21)
Quarterback Hurries	2 vs. Presbyterian (9.16.23)
	2 vs. Furman (11.18.23)
	2 at Hampton (11.2.24)

VILLANOVA FOOTBALL GAME NOTES

CAREER HIGHS

DEVIN SMITH

Points	12, 4x
Touchdowns	2, 4x
Rush Attempts	1, 4x
Rushing Yards	6 at Stony Brook (10.5.24)
Long Rush	6 at Stony Brook (10.5.24)
Receptions	6 at New Hampshire (9.17.22) 6 at Richmond (11.25.23) 6 at Colgate (9.7.24)
Receiving Yards	202 at Richmond (11.25.23)
Long Reception	91 at Richmond (11.25.23)
Receiving Touchdowns	2, 4x
Total Offense — Plays	1 at Stony Brook (10.5.24)
Total Offense — Yards	6 at Stony Brook (10.5.24)
Kick Returns	4 at Maryland (9.21.24) 4 at Maine (10.19.24)
Kick Return Yards	95 at Maine (10.19.24)
Long Kick Return	30 at Howard (11.11.23)
Punt Returns	2 vs. Towson (9.14.24)
Punt Return Yards	19 vs. Towson (9.14.24)
Long Punt Return	19 vs. Towson (9.14.24)
All-Purpose Yards	220 at Richmond (11.25.23)
Tackles	1 vs. Winston-Salem (9.18.21) 1 at South Carolina State (10.22.22)

ELI SMITH

Rush Attempts	7 at Maine (10.1.22) 7 at William & Mary (11.12.22)
Rushing Yards	48 at William & Mary (11.12.22)
Long Rush	18 at William & Mary (11.12.22)
Receptions	1 at William & Mary (11.12.22) 1 at Maine (10.19.24)
Receiving Yards	21 at Maine (10.19.24)
Long Reception	21 at Maine (10.19.24)
Total Offense - Plays	7 at Maine (10.1.22)
Total Offense - Yards	48 at W&M (11.12.22)
All-Purpose Yards	50 at W&M (11.12.22)

JR STRAUSS

Tackles	2 vs. Stony Brook (10.28.23) 2 at Stony Brook (10.5.24)
Tackles For Loss	1.0 at N.C. A&T (10.7.23)
Blocked Kicks (FG)	1 vs. Towson (9.14.24)

TY TRINH

All-Purpose Yards	24 at Maryland (9.21.24)
Interceptions	1 at Delaware (11.20.21) 1 at Lehigh (9.2.23) 1 at Maryland (9.21.24)
Long INT Return	24 at Maryland (9.21.24)
Tackles	12 at New Hampshire (11.4.23)
Tackles For Loss	2.0 at N.C. A&T (10.7.23) 2.0 at Maryland (9.21.24)
Pass Breakups	2 at UAlbany (9.30.23) 2 vs. Elon (10.14.23)
Quarterback Hurries	1, 4x
Forced Fumbles	1 vs. Lehigh (9.2.22)
Fumble Recoveries	1 vs. Delaware (11.19.22)

STEPHANE VOLTAIRE

Tackles	1 at New Hampshire (11.4.23)
---------	------------------------------

CONNOR WATKINS

Points	18 vs. Rhode Island (9.23.23)
Touchdowns	3 vs. Rhode Island (9.23.23) 13 vs. Elon (10.14.2023)
Rush Attempts	13 at South Dakota State (12.9.2023) 13 vs. Towson (9.14.24)
Rushing Yards	130 vs. Hampton (10.29.22)
Rushing Touchdowns	3 vs. Rhode Island (9.23.23)
Long Rush	75 vs. Hampton (10.29.22)
Pass Attempts	31 vs. Hampton (10.29.22) 31 at UAlbany (9.30.23) 31 at Maine (10.19.24)
Pass Completions	18 vs. UAlbany (10.22.22) 18 at Colgate (9.7.24)
Passing Yards	361 vs. Stony Brook (10.28.23)
Passing TDs	4 at Maine (10.1.22) 4 vs. Stony Brook (10.28.23)
Long Pass	83 at Maine (10.1.22)
Total Offense - Plays	43 at UAlbany (9.30.23)
Total Offense	395 vs. Stony Brook (10.28.23)
All-Purpose Yards	130 vs. Hampton (10.29.22)
Punts	8 at Penn State (9.25.21)
Punting Yards	277 at Penn State (9.25.21)
Long Punt	50 at James Madison (10.9.21)

ISAS WAXTER

All-Purpose Yards	0 vs. Colgate (9.9.23) 0 at Delaware (11.18.23)
Tackles	7 vs. Delaware (11.23.19)
Tackles For Loss	1.0, 6x
Sacks	1.0 at Lehigh (9.4.21)
Interceptions	1 vs. Colgate (9.9.23) 1 at Delaware (11.18.23) 1 vs. Youngstown State (12.2.23)
Long INT Return	0 vs. Colgate (9.9.23) 0 at Delaware (11.18.23) 0 vs. Youngstown State (12.2.23)
Pass Breakups	2 vs. Colgate (9.9.23)
Forced Fumbles	2 at Maine (10.19.24)
Fumble Recoveries	1 at Maryland (9.21.24)
Quarterback Hurries	1 at Lehigh (9.2.23)

JAYVONT WILLIAMS

Tackles	1 at South Dakota State (12.9.23) 1 at Stony Brook (10.5.24)
---------	---

ISAIAH WRIGHT

Points	6 vs. Stony Brook (10.28.23)
Touchdowns	1 vs. Stony Brook (10.28.23)
Rush Attempts	6 at Colgate (9.7.24)
Rushing Yards	31 at Stony Brook (10.5.24)
Rushing Touchdowns	1 vs. Stony Brook (10.28.23)
Long Rush	25 at Stony Brook (10.5.24)
Receptions	1 at Maine (10.19.24)
Receiving Yards	5 at Maine (10.19.24)
Long Reception	5 at Maine (10.19.24)
Total Offense — Plays	6 at Colgate (9.7.24)
Total Offense — Yards	31 at Stony Brook (10.5.24)
Kickoff Returns	1 vs. LIU (9.28.24)
Kickoff Return Yards	31 vs. LIU (9.28.24)
Long Kickoff Return	31 vs. LIU (9.28.24)
All-Purpose Yards	33 vs. LIU (9.28.24)

ION WYATT

Tackles	3 at Colgate (9.7.24)
Tackles For Loss	0.5 at Colgate (9.7.24) 1 at Lehigh (9.2.23)
Pass Breakups	1 vs. Stony Brook (10.28.23)



2024-25 Villanova Football
Game Results
All games

Page 1/1
as of Nov 02, 2024

Team Results

	Date	Opponent		Score	Overall	Conf	Time	Attend
	08/29/2024	Youngstown St.	W	24-17	1-0	0-0	2:46	5421
	09/07/2024	at Colgate	W	28-3	2-0	0-0	3:03	2619
*	09/14/2024	Towson	W	14-13	3-0	1-0	3:16	4219
	09/21/2024	at Maryland	L	20-38	3-1	1-0	3:19	38006
	09/28/2024	LIU	W	24-10	4-1	1-0	2:44	6111
*	10/05/2024	at Stony Brook	W	42-24	5-1	2-0	2:54	6142
*	10/19/2024	at Maine	L	7-35	5-2	2-1	2:55	6860
*	10/26/2024	New Hampshire	W	14-6	6-2	3-1	2:43	5015
*	11/02/2024	at Hampton	W	20-14	7-2	4-1	3:06	1454



2024-25 Villanova Football
Overall Team Statistics
All games

Page 1/2
as of Nov 02, 2024

Team Statistics

	VU	OPP
Scoring	193	160
Points per game	21.4	17.8
Points Off Turnovers	27	14
First Downs	159	153
Rushing	83	56
Passing	56	80
Penalty	20	17
Rushing Yardage	1504	1273
Yards gained rushing	1742	1438
Yards lost rushing	238	165
Rushing attempts	328	312
Average per rush	4.6	4.1
Average per game	167.1	141.4
TDs Rushing	17	10
Passing Yardage	1329	1523
Comp-Att-Int	107-216-2	163-257-6
Average per pass	6.2	5.9
Average per catch	12.4	9.3
Average per game	147.7	169.2
TDs Passing	8	8
Total offense	2833	2796
Total plays	544	569
Average per play	5.2	4.9
Average per game	314.8	310.7
Kick returns: #-Yards	21-444	16-274
Punt returns: #-Yards	9-70	9-52
Int returns: #-Yards	6-26	2-0
Kick return average	21.1	17.1
Punt return average	7.8	5.8
Int return average	4.3	0.0
Fumbles-Lost	9-7	12-7
Penalties-Yards	62-524	52-469
Average per game	58.2	52.1
Punts-Yards	45-1883	43-1793
Average per punt	41.8	41.7
Net punt average	39.4	38.7
Kickoffs-Yards	39-2350	35-2133
Average per kick	60.3	60.9
Net kick average	40.3	38.5
Time of possession / game	29:51	30:09
3rd-down conversion	39/109	39/117
3rd-down pct	36%	33%
4rd-down conversion	4/9	7/15



2024-25 Villanova Football
Overall Team Statistics
All games

Page 2/2
as of Nov 02, 2024

	VU	OPP
4rd-down pct	44%	47%
Sacks by-Yards	13-90	29-159
Misc Yards	0	0
Touchdowns scored	25	19
Field goals - attempts	6-12	9-14
On-Side kicks	1-1	0-1
Red-zone scores	(23-28) 82%	(19-28) 68%
Red-zone touchdowns	(19-28) 68%	(15-28) 54%
PAT-attempts	(25-25) 100%	(17-18) 94%
2-point conversion-attempts	(0-0) 0%	(1-1) 100%
Attendance	20766	55081
Games / Avg per game	4/5192	5/11016
Neutral site games	-	0/0

Score by Periods

Team	1st	2nd	3rd	4th	OT	TOT
Villanova	37	42	55	59	0	193
Opponents	62	30	38	30	0	160



2024-25 Villanova Football Individual Statistics All games

Page 1/3
as of Nov 02, 2024

Rushing

Player	gp	att	gain	loss	net	avg	td	lg	avg/g
David Avit	9	111	644	12	632	5.7	6	72	70.2
Isaiah Ragland	7	66	374	8	366	5.5	4	65	52.3
Connor Watkins	9	73	412	151	261	3.6	3	45	29.0
Ja'briel Mace	9	29	153	9	144	5.0	1	24	16.0
Isaiah Wright	8	20	80	12	68	3.4	0	25	8.5
Eli Smith	2	4	21	0	21	5.3	0	8	10.5
Tanner Maddocks	6	5	32	15	17	3.4	2	17	2.8
Jaylan Sanchez	9	4	16	3	13	3.3	0	16	1.4
Devin Smith	9	1	6	0	6	6.0	0	6	0.7
Brendan Bell	9	1	4	0	4	4.0	1	4	0.4
Team	9	14	0	28	-28	-2.0	0	0	-3.1
Total	9	328	1742	238	1504	4.6	17	72	167.1
Opponents	9	312	1438	165	1273	4.1	10	70	141.4

Passing

Player	gp	effic	comp-att-int	pct	yds	td	lg	avg/g
Connor Watkins	9	110.7	99-202-2	49.0	1217	8	72	135.2
Tanner Maddocks	6	124.3	8-14-0	57.1	112	0	24	18.7
Total	9	111.6	107-216-2	49.5	1329	8	72	147.7
Opponents	9	118.8	163-257-6	63.4	1523	8	61	169.2

Receiving

Player	gp	no.	yds	avg	td	lg	avg/g
Devin Smith	9	24	306	12.8	4	71	34.0
Jaylan Sanchez	9	24	363	15.1	2	72	40.3
Daniel Lopes	9	10	119	11.9	0	23	13.2
Lucas Kopecky	6	10	145	14.5	2	26	24.2
Kenyon Miles	7	9	69	7.7	0	16	9.9
Ja'briel Mace	9	8	106	13.3	0	35	11.8
Luke Daly	8	6	73	12.2	0	32	9.1
Isaiah Ragland	7	6	45	7.5	0	24	6.4
Chris Colby	6	3	52	17.3	0	24	8.7
David Avit	9	2	14	7.0	0	11	1.6
Nate Hill	5	1	6	6.0	0	6	1.2
Eli Smith	2	1	21	21.0	0	21	10.5
Isaiah Wright	8	1	5	5.0	0	5	0.6
Nolan Clayton	9	1	3	3.0	0	3	0.3
Sean Brodnik	1	1	2	2.0	0	2	2.0
Total	9	107	1329	12.4	8	72	147.7
Opponents	9	163	1523	9.3	8	61	169.2

Punt Returns

Player	no.	yds	avg	td	lg
Tanner Maddocks	5	51	10.2	0	22
Devin Smith	4	19	4.8	0	19
Total	9	70	7.8	0	22
Opponents	9	52	5.8	0	27

Interceptions

Player	no.	yds	avg	td	lg
Zahmir Dawud	2	2	1.0	0	2
Richie Kimmel	1	0	0.0	0	0
Tyrell Mims	1	0	0.0	0	0
Ty Trinh	1	24	24.0	0	24
Christian Sapp	1	0	0.0	0	0
Total	6	26	4.3	0	24
Opponents	2	0	0.0	0	0

Kick Returns

Player	no.	yds	avg	td	lg
Devin Smith	9	190	21.1	0	28
Christian Sapp	8	174	21.8	0	42
Ja'briel Mace	2	38	19.0	0	26
Isaiah Wright	1	31	31.0	0	31
Nolan Clayton	1	11	11.0	0	11
Total	21	444	21.1	0	42
Opponents	16	274	17.1	0	33

Fumble Returns

Player	no.	yds	avg	td	lg
Shane Hartzell	1	18	18.0	0	18
Timmy Furgeson	2	3	1.5	0	3
Richie Kimmel	1	1	1.0	0	1
Isas Waxter	1	0	0.0	0	0
Brendan Bell	1	0	0.0	0	0
Jordan Nelson	1	0	0.0	0	0
Total	7	22	3.1	0	18
Opponents	7	9	1.3	0	9



2024-25 Villanova Football
Individual Statistics
All games

Page 2/3
as of Nov 02, 2024

Scoring

Player	td	fg	PAT						pts
			kick	rush	rcv	pass	dxp	saf	
Ethan Gettman	-	6-12	25-25	-	-	-	-	-	43
David Avit	6	-	-	-	-	-	-	-	36
Devin Smith	4	-	-	-	-	-	-	-	24
Isaiah Ragland	4	-	-	-	-	-	-	-	24
Connor Watkins	3	-	-	-	-	-	-	-	18
Tanner Maddocks	2	-	-	-	-	-	-	-	12
Jaylan Sanchez	2	-	-	-	-	-	-	-	12
Lucas Kopecky	2	-	-	-	-	-	-	-	12
Brendan Bell	1	-	-	-	-	-	-	-	6
Ja'briel Mace	1	-	-	-	-	-	-	-	6
Total	25	6-12	25-25	0	0	0	0	0	193
Opponents	19	9-14	17-18	1	0	0	0	0	160

Total Offense

Player	g	plays	rush	pass	total	avg/g
Connor Watkins	9	275	261	1217	1478	164.2
David Avit	9	111	632	0	632	70.2
Isaiah Ragland	7	66	366	0	366	52.3
Ja'briel Mace	9	29	144	0	144	16.0
Tanner Maddocks	6	19	17	112	129	21.5
Isaiah Wright	8	20	68	0	68	8.5
Eli Smith	2	4	21	0	21	10.5
Jaylan Sanchez	9	4	13	0	13	1.4
Devin Smith	9	1	6	0	6	0.7
Brendan Bell	9	1	4	0	4	0.4
Team	9	0	-28	0	-28	-3.1
Total	9	544	1504	1329	2833	314.8
Opponents	9	569	1273	1523	2796	310.7

Field Goals

Player	fg	pct.	01-19	20-29	30-39	40-49	50-99	lg	blk
Ethan Gettman	6-12	50.0	0-0	2-3	2-4	2-4	0-1	42	2
Opponents	9-14	64.3	0-0	4-4	1-5	4-5	0-0	46	2

Punting

Player	no.	yds	avg	lg	tb	fc	i20	50+	blk
Ethan Gettman	42	1786	42.5	72	3	18	11	7	0
Connor Watkins	3	97	32.3	36	0	0	3	0	0
Total	45	1883	41.8	72	3	18	14	7	0
Opponents	43	1793	41.7	65	3	17	10	6	0

FG Sequence

Team Name	Villanova	Opponents
Maryland	33,(33),(37)	(46)
Youngstown St.	(42),32	(27)
LIU	(24),41	(42)
Stony Brook	26	(24)
Maine	50	
Hampton	42,(29),(40)	
Colgate		(39),34
Towson		(41),31,(23),48,37
New Hampshire		(21),38,(40)

Kickoffs

Player	no.	yds	avg	tb	ob	retn	net	ydln
Ethan Gettman	39	2350	60.3	12	1			
Total	39	2350	60.3	12	1	15	40.3	24
Opponents	35	2133	60.9	12	1	21	38.5	26

Numbers in (parentheses) indicate field goal was made



2024-25 Villanova Football
Individual Statistics
All games

Page 3/3
as of Nov 02, 2024

All Purpose

Player	g	rush	rcv	pr	kr	ir	total	avg/g
David Avit	9	632	14	0	0	0	646	71.8
Devin Smith	9	6	306	19	190	0	521	57.9
Isaiah Ragland	7	366	45	0	0	0	411	58.7
Jaylan Sanchez	9	13	363	0	0	0	376	41.8
Ja'briel Mace	9	144	106	0	38	0	288	32.0
Connor Watkins	9	261	0	0	0	0	261	29.0
Christian Sapp	7	0	0	0	174	0	174	24.9
Lucas Kopecky	6	0	145	0	0	0	145	24.2
Daniel Lopes	9	0	119	0	0	0	119	13.2
Isaiah Wright	8	68	5	0	31	0	104	13.0
Luke Daly	8	0	73	0	0	0	73	9.1
Kenyon Miles	7	0	69	0	0	0	69	9.9
Tanner Maddocks	6	17	0	51	0	0	68	11.3
Chris Colby	6	0	52	0	0	0	52	8.7
Eli Smith	2	21	21	0	0	0	42	21.0
Ty Trinh	9	0	0	0	0	24	24	2.7
Nolan Clayton	9	0	3	0	11	0	14	1.6
Nate Hill	5	0	6	0	0	0	6	1.2
Brendan Bell	9	4	0	0	0	0	4	0.4
Zahmir Dawud	9	0	0	0	0	2	2	0.2
Sean Brodnik	1	0	2	0	0	0	2	2.0
Team	9	-28	0	0	0	0	-28	-3.1
Total	9	1504	1329	70	444	26	3373	374.8
Opponents	9	1273	1523	52	274	0	3122	346.9



2024-25 Villanova Football
Overall Defense Statistics
All games

Page 1/1
as of Nov 02, 2024

Team Defense

			Tackles				Sacks	Pass defense			Fumbles		blkd	
##	Player	gp	ua	a	tot	tfl/yds	no-yds	int-yds	brup	qbh	fr-yds	ff	kick	saf
31	Shane Hartzell	9	40	44	84	4.5-21	2-18	.	.	4	1-18	1	.	.
28	Brendan Bell	9	40	37	77	10.5-54	3-31	.	1	2	1-0	1	.	.
34	Ethan Potter	9	30	29	59	2-4	0.5-3	.	3	2
4	Jalen Goodman	9	28	13	41	1-5	.	.	2
44	Richie Kimmel	8	12	29	41	0.5-4	0.5-4	1-0	2	2	1-1	.	.	.
9	Ty Trinh	9	18	12	30	4.5-12	.	1-24	3	2
91	Ayden Howard	9	9	17	26	2-2	1.5-1	.	1	2
0	Isas Waxter	8	18	6	24	2-2	.	.	2	.	1-0	3	.	.
33	Turner Inge	9	12	11	23	3-10
92	Nigel McSween	9	11	12	23	4-20	3.5-19	.	1	2
98	Obinna Nwobodo	9	7	15	22	1.5-4	0.5-3	.	.	2	.	.	1	.
7	Tyrell Mims	8	18	3	21	1-1	.	1-0	1
97	Chuck Smith	9	6	15	21	2.5-12	0.5-6	.	.	5	.	1	.	.
37	Zahmir Dawud	9	14	7	21	2.5-6	.	2-2	.	.	.	1	.	.
11	Jordan Nelson	9	5	11	16	1.5-2	.	.	.	1	1-0	.	.	.
25	Christian Sapp	7	13	3	16	1-4	.	1-0
93	Capri Martin	9	5	10	15	2.5-9	1-5	.	.	3	.	1	.	.
52	Chandon Pierre	7	1	5	6	1-2	.	.	.	1
55	Mike Kennedy	9	1	4	5
38	Newton Essiem	8	3	2	5
10	JR Strauss	9	1	3	4	1	.
1	Jon Wyatt	5	2	2	4	0.5-1
8	Kaleb Moody	9	1	2	3	.	.	.	2
40	Jason Hall	9	3	.	3
42	Timmy Furgeson	9	.	2	2	2-3	.	.	.
94	Ivan Murray	6	1	1	2
39	Luke Myers	1	1	.	1
27	Anthony Hawkins	1	1	.	1
32	Omari Bursey	4	.	1	1
36	Damill Bostic	1	1	.	1
21	Jayvont Williams	8	.	1	1
67	Kyle Fay	9	1	.	1
5	Jaylan Sanchez	9	.	1	1
18	Julian Glantz	8	.	1	1
Totals		9	303	300	603	48-175	13-90	6-26	18	28	7-22	8	2	0
Opponents		9	278	250	528	46-202	29-159	2-0	20	31	7-9	6	2	0



2024-25 Villanova Football
Team Game-by-Game
All games

Page 1/1
as of Nov 02, 2024

Date	Opponent	Rushing				Receiving				Passing				Kick Returns				Punt Returns				tot off
		no.	yds	td	lg	no.	yds	td	lg	cmp-att-int	yds	td	lg	no.	yds	td	lg	no.	yds	td	lg	
08/29/2024	Youngstown St.	30	246	3	45	6	90	0	35	6-17-0	90	0	35	2	53	0	42	0	0	0	0	336
09/07/2024	at Colgate	32	132	2	23	18	247	2	71	18-28-0	247	2	71	2	57	0	36	0	0	0	0	379
09/14/2024	Towson	38	235	0	65	14	116	2	28	14-25-0	116	2	28	4	64	0	22	2	19	0	19	351
09/21/2024	at Maryland	32	75	1	23	16	156	1	24	16-33-0	156	1	24	4	87	0	25	0	0	0	0	231
09/28/2024	LIU	53	264	3	17	10	128	0	45	10-19-0	128	0	45	2	39	0	31	1	0	0	0	392
10/05/2024	at Stony Brook	39	280	5	72	9	152	1	32	9-19-0	152	1	32	0	0	0	0	2	22	0	22	432
10/19/2024	at Maine	28	35	1	17	18	179	0	23	18-40-2	179	0	23	4	95	0	28	1	0	0	0	214
10/26/2024	New Hampshire	34	145	0	24	7	112	2	31	7-13-0	112	2	31	2	23	0	12	0	0	0	0	257
11/02/2024	at Hampton	42	92	2	27	9	149	0	72	9-22-0	149	0	72	1	26	0	26	3	29	0	18	241
Villanova		328	1504	17	72	107	1329	8	72	107-216-2	1329	8	72	21	444	0	42	9	70	0	22	2833
Opponents		312	1273	10	70	163	1523	8	61	163-257-6	1523	8	61	16	274	0	33	9	52	0	27	2796

Villanova Averages

Games	Avg/ rush	Avg/ catch	Pass effc	KR avg	PR avg	All purpose avg/game	Total offense avg/game
9	4.6	12.4	111.6	21.1	7.8	374.8	314.8

Date	Opponent	Tackles				Sacks no-yds	Fumble		Pass Defense				blkd kick	PAT attempts			off		
		ua	a total	tfl-yds			ff	fr-yds	int-yds	qbh	brup			kick	rush	rcv	saf	t/o	pts
08/29/2024	Youngstown St.	41	28	69	5.0-15	1-1	1	1-1	2-2	3	2	0	3-3	0	0	0	0	3	24
09/07/2024	at Colgate	36	22	58	5.0-21	1-12	0	0-0	1-0	3	2	0	4-4	0	0	0	0	0	28
09/14/2024	Towson	25	58	83	4.0-21	3-17	1	0-0	0-0	8	4	2	2-2	0	0	0	0	0	14
09/21/2024	at Maryland	44	20	64	7.0-17	1-7	1	1-0	1-24	0	1	0	2-2	0	0	0	0	3	20
09/28/2024	LIU	21	14	35	1.0-5	0-0	0	2-21	0-0	2	3	0	3-3	0	0	0	0	14	24
10/05/2024	at Stony Brook	39	44	83	7.0-29	2-19	2	1-0	1-0	4	2	0	6-6	0	0	0	0	7	42
10/19/2024	at Maine	26	38	64	5.0-17	1-11	2	1-0	0-0	0	0	0	1-1	0	0	0	0	0	7
10/26/2024	New Hampshire	36	44	80	9.0-38	2-20	1	1-0	0-0	4	2	0	2-2	0	0	0	0	0	14
11/02/2024	at Hampton	35	32	67	5.0-12	2-3	0	0-0	1-0	4	2	0	2-2	0	0	0	0	0	20
Villanova		303	300	603	48.0-175	13-90	8	7-22	6-26	28	18	2	25-25	0	0	0	0	27	193
Opponents		278	250	528	46.0-202	29-159	6	7-9	2-0	31	20	2	17-18	1	0	0	0	14	160

Date	Opponent	Punting										Field Goals			Kickoffs				
		no.	yds	avg	long	blkd	tb	fc	50+	i20		md-att	long	blkd	no.	yds	avg	tb	ob
08/29/2024	Youngstown St.	3	138	46.0	62	0	0	2	1	2		1-2	42	0	5	302	60.4	0	0
09/07/2024	at Colgate	6	250	41.7	48	0	1	4	0	2		0-0	0	0	5	317	63.4	1	0
09/14/2024	Towson	7	262	37.4	49	0	0	2	0	3		0-0	0	0	3	185	61.7	0	0
09/21/2024	at Maryland	4	172	43.0	55	0	0	1	2	0		2-3	37	1	4	237	59.3	2	0
09/28/2024	LIU	4	156	39.0	45	0	0	1	0	2		1-2	24	0	5	292	58.4	2	0
10/05/2024	at Stony Brook	5	210	42.0	50	0	1	2	1	1		0-1	0	0	7	443	63.3	3	0
10/19/2024	at Maine	5	209	41.8	48	0	0	2	0	1		0-1	0	1	2	100	50.0	0	1
10/26/2024	New Hampshire	4	172	43.0	72	0	0	1	1	0		0-0	0	0	3	152	50.7	1	0
11/02/2024	at Hampton	7	314	44.9	52	0	1	3	2	3		2-3	40	0	5	322	64.4	3	0
Villanova		45	1883	41.8	72	0	3	18	7	14		6-12	42	2	39	2350	60.3	12	1
Opponents		43	1793	41.7	65	0	3	17	6	10		9-14	46	2	35	2133	60.9	12	1



2024-25 Villanova Football
Opponents Game-by-Game
All games

Page 1/1
as of Nov 02, 2024

Date	Opponent	Rushing				Receiving				Passing				Kick Returns				Punt Returns				tot		
		no.	yds	td	lg	no.	yds	td	lg	cmp	att	int	yds	td	lg	no.	yds	td	lg	no.	yds	td	lg	off
08/29/2024	Youngstown St.	40	169	1	17	18	152	1	18	18-25-2	152	1	18	5	101	0	23	0	0	0	0	0	0	321
09/07/2024	at Colgate	26	86	0	25	24	178	0	36	24-42-1	178	0	36	1	16	0	16	0	0	0	0	0	264	
09/14/2024	Towson	31	161	0	70	20	233	1	35	20-38-0	233	1	35	2	33	0	18	2	18	0	12		394	
09/21/2024	at Maryland	30	159	3	20	29	338	2	61	29-34-1	338	2	61	0	0	0	0	1	27	0	27		497	
09/28/2024	LIU	20	96	1	25	11	80	0	18	11-24-0	80	0	18	0	0	0	0	2	-2	0	0		176	
10/05/2024	at Stony Brook	42	163	3	20	22	147	0	27	22-32-1	147	0	27	4	91	0	33	1	-1	0	0		310	
10/19/2024	at Maine	35	155	1	39	18	186	3	55	18-21-0	186	3	55	1	14	0	14	0	0	0	0		341	
10/26/2024	New Hampshire	43	129	0	26	14	125	0	25	14-22-0	125	0	25	2	0	0	0	2	7	0	6		254	
11/02/2024	at Hampton	45	155	1	27	7	84	1	48	7-19-1	84	1	48	1	19	0	19	1	3	0	3		239	
Opponents		312	1273	10	70	163	1523	8	61	163-257-6	1523	8	61	16	274	0	33	9	52	0	27		2796	
Villanova		328	1504	17	72	107	1329	8	72	107-216-2	1329	8	72	21	444	0	42	9	70	0	22		2833	

Opponents Averages

Games	Avg/ rush	Avg/ catch	Pass effic	KR avg	PR avg	All purpose avg/game	Total offense avg/game
9	4.1	9.3	118.8	17.1	5.8	346.9	310.7

Date	Opponent	Tackles				Sacks	Fumble		Pass Defense			blkd	PAT attempts			off		
		ua	a	total	tfl-yds	no-yds	ff	fr-yds	int-yds	qbh	brup	kick	kick	rush	rcv	saf	t/o	pts
08/29/2024	Youngstown St.	27	10	37	2.0-13	2-13	0	0-0	0-0	3	1	0	2-2	0	0	0	0	17
09/07/2024	at Colgate	27	32	59	4.0-22	2-19	0	0-0	0-0	3	2	0	0-0	0	0	0	0	3
09/14/2024	Towson	31	42	73	5.0-10	3-8	2	2-0	0-0	6	0	0	1-1	0	0	0	0	13
09/21/2024	at Maryland	38	16	54	6.0-33	3-21	0	0-0	0-0	2	2	1	5-5	0	0	0	0	38
09/28/2024	LIU	42	32	74	5.0-14	3-11	0	0-0	0-0	1	1	0	1-1	0	0	0	0	10
10/05/2024	at Stony Brook	30	18	48	6.0-21	3-13	0	1-0	0-0	6	2	0	3-3	0	0	0	7	24
10/19/2024	at Maine	25	44	69	9.0-56	7-51	2	2-0	2-0	8	5	1	3-4	1	0	0	7	35
10/26/2024	New Hampshire	19	36	55	3.0-5	2-3	2	2-9	0-0	2	1	0	0-0	0	0	0	0	6
11/02/2024	at Hampton	39	20	59	6.0-28	4-20	0	0-0	0-0	0	6	0	2-2	0	0	0	0	14
Opponents		278	250	528	46.0-202	29-159	6	7-9	2-0	31	20	2	17-18	1	0	0	14	160
Villanova		303	300	603	48.0-175	13-90	8	7-22	6-26	28	18	2	25-25	0	0	0	27	193

		Punting										Field Goals			Kickoffs				
Date	Opponent	no.	yds	avg	long	blkd	tb	fc	50+	i20	md-att	long	blkd	no.	yds	avg	tb	ob	
08/29/2024	Youngstown St.	2	110	55.0	65	0	0	1	1	2	1-1	27	0	4	236	59.0	2	0	
09/07/2024	at Colgate	6	279	46.5	60	0	0	3	1	1	1-2	39	0	2	128	64.0	0	0	
09/14/2024	Towson	5	211	42.2	57	0	0	1	1	2	2-5	41	2	4	239	59.8	0	0	
09/21/2024	at Maryland	1	39	39.0	39	0	1	0	0	0	1-1	46	0	7	445	63.6	3	0	
09/28/2024	LIU	6	242	40.3	51	0	0	3	1	2	1-1	42	0	3	182	60.7	1	0	
10/05/2024	at Stony Brook	8	355	44.4	62	0	0	3	2	2	1-1	24	0	4	260	65.0	4	0	
10/19/2024	at Maine	4	145	36.3	45	0	2	0	0	0	0-0	0	0	6	376	62.7	2	0	
10/26/2024	New Hampshire	3	142	47.3	49	0	0	3	0	0	2-3	40	0	2	94	47.0	0	0	
11/02/2024	at Hampton	8	270	33.8	45	0	0	3	0	1	0-0	0	0	3	173	57.7	0	1	
Opponents		43	1793	41.7	65	0	3	17	6	10	9-14	46	2	35	2133	60.9	12	1	
Villanova		45	1883	41.8	72	0	3	18	7	14	6-12	42	2	39	2350	60.3	12	1	



2024-25 Villanova Football Team Game-by-Game Comparison All games

Page 1/1
as of Nov 02, 2024

Opponent	Score	First Downs				Rushing Number-Yards	Passing		Total Offense Plays-Yards	Return Yards	Turn- Overs
		Total	Rush	Pass	Pen		Comp-Att.-Int	Yards			
Youngstown St.	24-17	15 / 21	11 / 9	3 / 12	1 / 0	30-246 / 40-169	6-17-0 / 18-25-2	90 / 152	47-336 / 65-321	56 / 101	0 / 3
Colgate	28-3	20 / 18	9 / 5	10 / 10	1 / 3	32-132 / 26-86	18-28-0 / 24-42-1	247 / 178	60-379 / 68-264	57 / 16	0 / 1
Towson	14-13	20 / 17	12 / 5	7 / 10	1 / 2	38-235 / 31-161	14-25-0 / 20-38-0	116 / 233	63-351 / 69-394	83 / 51	2 / 0
Maryland	20-38	20 / 25	8 / 6	7 / 19	5 / 0	32-75 / 30-159	16-33-0 / 29-34-1	156 / 338	65-231 / 64-497	111 / 27	0 / 2
LIU	24-10	22 / 10	16 / 3	5 / 4	1 / 3	53-264 / 20-96	10-19-0 / 11-24-0	128 / 80	72-392 / 44-176	60 / -2	0 / 2
Stony Brook	42-24	19 / 18	10 / 10	5 / 8	4 / 0	39-280 / 42-163	9-19-0 / 22-32-1	152 / 147	58-432 / 74-310	22 / 90	1 / 2
Maine	7-35	17 / 14	4 / 4	10 / 7	3 / 3	28-35 / 35-155	18-40-2 / 18-21-0	179 / 186	68-214 / 56-341	95 / 14	4 / 1
New Hampshire	14-6	14 / 18	7 / 7	6 / 7	1 / 4	34-145 / 43-129	7-13-0 / 14-22-0	112 / 125	47-257 / 65-254	23 / 16	2 / 1
Hampton	20-14	12 / 12	6 / 7	3 / 3	3 / 2	42-92 / 45-155	9-22-0 / 7-19-1	149 / 84	64-241 / 64-239	55 / 22	0 / 1
Totals	193-160	159 / 153	83 / 56	56 / 80	20 / 17	328-1504 / 312-1273	107-216-2 / 163-257-6	1329 / 1523	544-2833 / 569-2796	562 / 335	9 / 13

Opponents	3rd Down Conversion	4th Down Conversion	Time of Possession	TOP Margin	Avg Yds/Rush	Avg Yds/Pass	Avg Yds/Play	Punting Number-Avg	Penalties Number-Yards	Sacks
Youngstown St.	3-9 / 4-10	0-0 / 2-3	23:48 / 36:12	-12:24	8.2 / 4.2	5.3 / 6.1	7.1 / 4.9	3-46.0 / 2-55.0	4-30.0 / 4-30.0	1 / 2
Colgate	4-10 / 3-14	0-0 / 1-3	29:09 / 30:51	-01:42	4.1 / 3.3	8.8 / 4.2	6.3 / 3.9	6-41.7 / 6-46.5	7-60.0 / 2-14.0	1 / 2
Towson	5-12 / 5-17	0-0 / 1-1	33:03 / 26:57	06:06	6.2 / 5.2	4.6 / 6.1	5.6 / 5.7	7-37.4 / 5-42.2	7-65.0 / 8-50.0	3 / 3
Maryland	4-13 / 7-10	1-2 / 1-1	32:16 / 27:44	04:32	2.3 / 5.3	4.7 / 9.9	3.6 / 7.8	4-43.0 / 1-39.0	3-15.0 / 8-89.0	1 / 3
LIU	7-14 / 1-9	0-1 / 0-0	37:05 / 22:55	14:10	5.0 / 4.8	6.7 / 3.3	5.4 / 4.0	4-39.0 / 6-40.3	10-90.0 / 8-75.0	0 / 3
Stony Brook	3-10 / 4-15	0-1 / 2-2	28:02 / 31:58	-03:56	7.2 / 3.9	8.0 / 4.6	7.4 / 4.2	5-42.0 / 8-44.4	4-20.0 / 8-84.0	2 / 3
Maine	7-15 / 3-11	1-2 / 0-1	29:07 / 30:53	-01:46	1.3 / 4.4	4.5 / 8.9	3.1 / 6.1	5-41.8 / 4-36.3	10-100.0 / 6-70.0	1 / 7
New Hampshire	3-10 / 6-15	1-1 / 0-2	24:22 / 35:38	-11:16	4.3 / 3.0	8.6 / 5.7	5.5 / 3.9	4-43.0 / 3-47.3	9-74.0 / 4-30.0	2 / 2
Hampton	3-16 / 6-16	1-2 / 0-2	31:44 / 28:16	03:28	2.2 / 3.4	6.8 / 4.4	3.8 / 3.7	7-44.9 / 8-33.8	8-70.0 / 4-27.0	2 / 4
Totals	39-109 / 39-117	4-9 / 7-15	268:36 / 271:24	-02:48	4.6 / 4.1	6.2 / 5.9	5.2 / 4.9	45-41.8 / 43-41.7	62-524.0 / 52-469.0	13 / 29

Note: Game totals are displayed in the format TEAM/OPPONENT for each category