

VILLANOVA FOOTBALL GAME NOTES

GAMEDAY

| | |
|----------|-------------------|
| Date | November 30, 2024 |
| Time | 2:00 PM |
| Venue | Villanova Stadium |
| Capacity | 12,000 |

LIVE COVERAGE

TV

ESPN+

Mike Corey (Play By Play)

Jordan Reid (Analyst)

RADIO

Villanova Sports Radio Network

AM 1480, FM 102.5, FM 104.1 (Trenton)

Ryan Fannon (Play By Play)

Kevin Reilly (Analyst)

ALL-TIME SERIES

FIRST MEETING

| | |
|----------------------------|------|
| First Meeting | 2024 |
| First Villanova Win | — |
| First Eastern Kentucky Win | — |

| | |
|---------------------------|---|
| Last Meeting | — |
| Last Villanova Win | — |
| Last Eastern Kentucky Win | — |

| | |
|------------------------------------|-----|
| Mark Ferrante vs. Eastern Kentucky | 0-0 |
| Walt Wells vs. Villanova | 0-0 |

| | |
|---------------------|-----|
| at Villanova | 0-0 |
| at Eastern Kentucky | 0-0 |
| FCS Playoffs | 0-0 |

| | |
|----------------|---|
| Current Streak | — |
| Longest Streak | — |

THE MATCHUP



VILLANOVA

| | |
|------------------------|----------------|
| Nickname | Wildcats |
| Conference | CAA Football |
| Record | 9-3 (6-2 CAA) |
| Stats Perform FCS Poll | #12 |
| AFCA FCS Coaches Poll | #11 |
| Head Coach | Mark Ferrante |
| Career Record | 56-32 |
| Villanova Record | 56-32 |
| Location | Villanova, Pa. |
| Founded | 1842 |
| Enrollment | 6,584 |
| Colors | Blue and White |



EASTERN KENTUCKY

| | |
|-------------------------|------------------|
| Nickname | Colonels |
| Conference | United Athletic |
| Record | 8-4 (6-2 UAC) |
| Stats Perform FCS Poll | #22 |
| AFCA FCS Coaches Poll | rv |
| Head Coach | Walt Wells |
| Career Record | 30-25 |
| Eastern Kentucky Record | 30-25 |
| Location | Richmond, Ky. |
| Founded | 1906 |
| Enrollment | 13,327 |
| Colors | Maroon and White |

VILLANOVA SCHEDULE

| Date | Opponent | Location | Time/Result | Att. |
|-------|--------------------------------|------------------------|-------------|--------|
| 8.29 | (25/23) Youngstown State | Villanova, Pa. | W, 24-17 | 5,421 |
| 9.7 | @ Colgate | Hamilton, N.Y. | W, 28-3 | 2,619 |
| 9.14 | Towson (CAA) | Villanova, Pa. | W, 14-13 | 4,219 |
| 9.21 | @ Maryland | College Park, Md. | L, 20-38 | 38,006 |
| 9.28 | LIU | Villanova, Pa. | W, 24-10 | 6,111 |
| 10.5 | (rv/rv) @ Stony Brook (CAA) | Stony Brook, N.Y. | W, 42-24 | 6,142 |
| 10.12 | @ Maine (CAA) | Orono, Maine | L, 7-35 | 6,860 |
| 10.26 | (rv/rv) New Hampshire (CAA) | Villanova, Pa. | W, 14-6 | 5,015 |
| 11.2 | @ Hampton (CAA) | Hampton, Va. | W, 20-14 | 1,454 |
| 11.9 | North Carolina A&T (CAA) | Villanova, Pa. | W, 31-3 | 4,009 |
| 11.16 | @ Monmouth (CAA) | West Long Branch, N.J. | L, 33-40 | 2,856 |
| 11.23 | Delaware (CAA) | Villanova, Pa. | W, 38-28 | 7,105 |
| 11.30 | (22/rv) Eastern Kentucky (FCS) | Villanova, Pa. | 2:00 PM | ESPN+ |

TODAY'S GAME

■ Villanova and Eastern Kentucky meet each other for the first time ever when they square off in the first round of the Division I Football Championship on Saturday at 2 p.m. in a game that will be televised on ESPN+.

■ Villanova is making its 16th appearance in the FCS playoffs and its fourth in the last six seasons. The Wildcats were a playoff squad a year ago and reached the quarterfinals. The last time Villanova made consecutive playoff appearances was three straight from 2008-10.

■ Villanova won nine regular season games for the second straight season and the third time in the last four years. If the Wildcats win on Saturday, they will record their 10th season with 10 wins in program history and their ninth such season at the FCS level.

■ Villanova is 14-14 in the FCS playoffs and won its first national championship in 2009. Head coach **Mark Ferrante** has been a part of all 16 playoff berths, including four as head coach, during his years on the Wildcats staff.

■ Villanova is 6-0 at home this season and has tied a program record with 15 consecutive home victories dating back to the middle of the 2022 season. The Wildcats also won 15 straight home games from 2008 to 2010, as well as in the first 15 games ever played at Villanova Stadium from 1927 to 1930.

■ The winner of Saturday's game will advance to a second round matchup against #6 seed UIW (10-2) from the Southland Conference on Saturday, December 7 at 2 p.m. Eastern time.

VILLANOVA FOOTBALL GAME NOTES

QUICK FACTS

| | |
|-----------------------------|-------------------------------|
| Villanova University | |
| Location | Villanova, Pa. |
| Founded | 1842 |
| Enrollment | 6,584 |
| President | Rev. Peter M. Donohue, O.S.A. |
| Interim Athletic Director | Lynn Tighe |
| Colors | Blue and White |
| Nickname | Wildcats |

Athletics History

| | |
|-------------------------------|-----|
| Team National Championships | 21 |
| Individual National Champions | 120 |
| Team Conference Championships | 129 |

Villanova Football

| | |
|-------------------------|-------------------|
| Affiliation | FCS |
| Conference | CAA Football |
| First Year | 1894 |
| All-Time Record | 668-505-41 (.567) |
| Bowl Games | 5 |
| FCS Playoff Appearances | 16 |
| Last Playoff Appearance | 2024 |
| National Championships | 1 |

Head Coach

| | |
|---------------------|---------------|
| Head Coach | Mark Ferrante |
| Years at Villanova | 35 |
| Years as Head Coach | Sixth Season |
| Career Record | 56-32 (.636) |

Stadium

| | |
|-----------------|------------------------------|
| Stadium | Villanova Stadium |
| Capacity | 12,000 |
| Surface | Astroplay (artificial grass) |
| Press Box Phone | 610-519-5290 |
| All-Time Record | 270-112-5 (.704) |

Award Winners

| | |
|-------------------------------------------|-----|
| Walter Payton Awards | 3 |
| Jerry Rice Awards | 1 |
| First Team All-Americans | 31 |
| Major Conference Awards | 22 |
| All-Conference Honorees | 351 |
| Academic All-Americans | 14 |
| CAA Football Scholar-Athletes of the Year | 4 |
| Academic All-Conference Honorees | 837 |

2024 Team Information

| | |
|-----------------------------------|----------|
| Offensive Formation | Multiple |
| Defensive Formation | Multiple |
| Letterwinners Returning | 65 |
| Letterwinners Lost | 27 |
| Offensive Starters Returning/Lost | 6/5 |
| Defensive Starters Returning/Lost | 5/6 |
| Specialists Returning/Lost | 0/5 |
| 2023 Overall Record | 10-3 |
| 2023 Conference Record | 7-1 |

VILLANOVA NOTEBOOK

TODAY'S GAME

- Villanova (9-3) and Eastern Kentucky (8-4) meet for the first time ever in the first round of the Division I Football Championship on Saturday afternoon. Kickoff is scheduled for 2 p.m. at Villanova Stadium with live television coverage on ESPN+. The TV broadcast will have **Mike Corey** and **Jordan Reid** on the call, while the Villanova Sports Radio Network broadcast with **Ryan Fannon** and **Kevin Reilly** can be found on the iHeart radio mobile app. The winner of Saturday's contest will advance to a second round game against the #6 seed, UIW, on Saturday, December 7 at 2 p.m. Eastern time in San Antonio, Texas.

ABOUT VILLANOVA

- Villanova is the #11 seed in the Division I Football Championship after going 9-3 during the regular season and tying for third place in the CAA Football standings with a 6-2 league record. This is the second straight playoff appearance and fourth in the last six seasons for the Wildcats, who were undefeated at home during the regular season and held three opponents without a touchdown. Villanova tied with New Hampshire for third place in CAA Football and owned a 14-6 head-to-head victory over UNH. The Wildcats closed the regular season by winning four of their last five games.

ABOUT EASTERN KENTUCKY

- Eastern Kentucky finished the regular season with an 8-4 record and is currently riding a five-game winning streak. Members of the United Athletic Conference which produced three playoff teams this season, the Colonels were 6-2 in league play while tallying wins over #13 playoff seed Tarleton State as well as then-No. 16 Central Arkansas. One of the two losses in league play came to conference champion and #15 playoff seed Abilene Christian.
- Eastern Kentucky averages 22.8 points per game offensively and allows 23.8 points per contest on defense. The latter figure looks a lot different when separating out FBS losses to Mississippi State and Western Kentucky, which would drop the scoring defense to 19.9 points allowed per game against FCS foes. The Colonels feature a 1,000 yard rusher in redshirt senior running back Joshua Carter who has rushed for 1,106 yards and 13 touchdowns.

SERIES STUFF

- Villanova and Eastern Kentucky have never played each other on the gridiron. In fact, there is only one sport in which the schools have faced each other head-to-head before. That sport is men's basketball and there was one matchup between the teams which took place in Richmond, Ky. on December 19, 1947 when the Colonels defeated the Wildcats in a 56-54 contest. Although the men's basketball game in 1947 was the only previous occasion when Villanova and Eastern Kentucky played each other head-to-head, men's and women's cross country runners from both schools raced against each other at the NCAA Championships in Madison, Wis. this past weekend.

VILLANOVA AGAINST THE UNITED ATHLETIC CONFERENCE

- Villanova has never faced any of the nine teams that make up the current membership of the United Athletic Conference. The league includes **Abilene Christian**, **Austin Peay**, **Central Arkansas**, **Eastern Kentucky**, **North Alabama**, **Southern Utah**, **Tarleton State**, **Utah Tech** and **West Georgia**.

VILLANOVA FOOTBALL GAME NOTES

VILLANOVA NOTEBOOK

FCS PLAYOFF HISTORY

- Villanova is making its 16th appearance in the Division I Football Championship since becoming an FCS program in 1985. This is the second straight playoff berth and fourth in the last six seasons for the Wildcats, who last reached the postseason in consecutive years during a three-year stretch from 2008-2010 which encompassed the program's 2009 national championship season and 2010 run to the semifinals.
- Villanova owns an all-time record of 14-14 in the FCS playoffs. That record looks even better of late considering that the Wildcats lost their first four playoff contests between 1989 and 1996. Beginning in 1997, Villanova has won at least one playoff game in nine of its last 11 playoff appearances. That includes last season when the Wildcats reached the quarterfinals before taking top-seeded South Dakota State to the wire in a narrow defeat.
- Villanova head coach **Mark Ferrante** has been a part of all 16 of the program's playoff appearances, including four times as a head coach (2019, 2021, 2023, 2024) and 12 times as an assistant coach on **Andy Talley's** staff. In his 38 years on the Wildcats staff, Ferrante has helped lead Villanova to eight CAA Football titles, three Lambert Meadowlands Cups and three ECAC Team of the Year awards.
- Villanova has played exactly half of its FCS playoff games (14 of 28) at home. In those contests the Wildcats own an 11-3 record, including last year's 45-28 triumph over Youngstown State in a second round game. This year marks the ninth time in 16 all-time FCS playoff appearances that Villanova will play at least one home game.

POSTSEASON HISTORY

- This is the 21st season overall in Villanova history in which the Wildcats are playing postseason football. Prior to the FCS era (since 1985), Villanova played in five bowl games from 1937 to 1962 and went 2-2-1 in those contests. The two bowl wins came in the 1949 Harbor Bowl against Nevada (27-7 in San Diego, Calif.) and the 1961 Sun Bowl versus Wichita State (17-9 in El Paso, Texas). The first bowl game in school history was the 1937 Bacardi Bowl in Havana, Cuba, in which the Wildcats and Auburn played to a 7-7 tie.

CAA FOOTBALL IN THE PLAYOFFS

- Villanova is one of four CAA Football teams in the 24-team playoff field this season. All four CAA squads are seeded in the 9-16 range, beginning with league co-champion and #9 seed Richmond (10-2), followed by #10 seed and co-champion Rhode Island (10-2) which is making its first playoff appearance since 1985. Villanova (9-3) is the #11 seed in the playoffs and New Hampshire (8-4) is the #16 seed. All four teams are playing at home in the first round this Saturday. The only other conferences with at least four playoff teams this season are the Big Sky Conference (five teams) and the Missouri Valley Football Conference (four teams).
- This is the 34th consecutive season that CAA Football has had multiple teams selected to the FCS playoff field, including the 14th time overall and the third year in a row that at least four conference teams have been selected. CAA Football has had at least one team advance to the semifinals in 10 of the past 11 years and has had a team in the national championship game 11 times since 2003.

FCS PLAYOFF HISTORY

| | |
|-----------------------------------------------|--------------|
| Overall Record: | 14-14 |
| Mark Ferrante: | 2-3 |
| 1989 | 0-1 |
| R1: at Georgia Southern | L, 36-52 |
| 1991 | 0-1 |
| R1: at Youngstown State | L, 16-17 |
| 1992 | 0-1 |
| R1: at Youngstown State | L, 20-23 |
| 1996 | 0-1 |
| R1: at East Tennessee State | L, 29-35 |
| 1997 | 1-1 |
| R1: vs. Colgate | W, 49-28 |
| QF: vs. Youngstown State | L, 34-37 |
| 2002 | 2-1 |
| R1: vs. Furman | W, 45-38 |
| QF: vs. Fordham | W, 24-10 |
| SF: at McNeese | L, 28-39 |
| 2008 | 1-1 |
| R1: vs. Colgate | W, 55-28 |
| QF: at James Madison | L, 27-31 |
| 2009 | 4-0 |
| R1: vs. Holy Cross | W, 38-28 |
| QF: vs. New Hampshire | W, 46-7 |
| SF: vs. William & Mary | W, 14-13 |
| NC: vs. Montana (<i>Chattanooga, Tenn.</i>) | W, 23-21 |
| 2010 | 2-1 |
| R2: at Stephen F. Austin | W, 54-24 |
| QF: at Appalachian State | W, 42-24 |
| SF: at Eastern Washington | L, 31-41 |
| 2012 | 0-1 |
| R1: at Stony Brook | L, 10-20 |
| 2014 | 1-1 |
| R2: vs. Liberty | W, 29-22 |
| QF: vs. Sam Houston State | L, 31-34 |
| 2016 | 1-1 |
| R1: vs. Saint Francis | W, 31-21 |
| QF: at South Dakota State | L, 7-10 |
| 2019 | 0-1 |
| R1: at Southeastern Louisiana | L, 44-45 |
| 2021 | 1-1 |
| R2: vs. Holy Cross | W, 21-16 |
| QF: vs. South Dakota State | L, 21-35 |
| 2023 | 1-1 |
| R2: vs. Youngstown State | W, 45-28 |
| QF: @ South Dakota State | L, 12-23 |
| 2024 | 0-0 |
| R1: vs. Eastern Kentucky | |

VILLANOVA FOOTBALL GAME NOTES

TALE OF THE TAPE

| VU | CATEGORY | EKU |
|--------------|----------------------|-------------|
| 24.6 | Scoring Offense | 22.8 |
| 19.3 | Scoring Defense | 23.8 |
| 220 | First Downs | 237 |
| 202 | First Downs Allowed | 255 |
| 164.9 | Rushing Yards/Game | 184.3 |
| 141.7 | Rushing Defense/Game | 148.8 |
| 161.2 | Passing Yards/Game | 168.8 |
| 178.7 | Passing Defense/Game | 244.6 |
| 326.1 | Total Offense/Game | 353.0 |
| 320.3 | Total Defense/Game | 393.3 |
| 21.2 | Kick Return Average | 21.7 |
| 7.3 | Punt Return Average | 14.3 |
| 8-69-1 | Interception Returns | 10-127-0 |
| 81-725 | Penalties-Yards | 74-711 |
| 30:29 | Time of Possession | 31:46 |
| 38% | 3rd Down Offense | 46% |
| 35% | 3rd Down Defense | 41% |
| 63% | 4th Down Offense | 44% |
| 48% | 4th Down Defense | 59% |
| 88% (35-40) | Red Zone Offense | 80% (32-40) |
| 69% (27-39) | Red Zone Defense | 80% (36-45) |
| 10-7 | Fumbles-Lost | 11-6 |
| +7 | Turnover Margin | +2 |
| 60% (9-15) | Field Goals | 73% (8-11) |
| 100% (36-36) | PATs | 97% (32-33) |
| 19-121 | Team Sacks | 14-113 |
| 31-170 | Sacks Allowed | 19-131 |

VILLANOVA LEADERS

PASSING

Connor Watkins 1,822 (150-291-3, 11 TD)

RUSHING

David Avit 146-793 (9 TD)

Isaiah Ragland 92-496 (4 TD)

Connor Watkins 99-395 (8 TD)

RECEIVING

Jaylan Sanchez 32-477 (3 TD)

Devin Smith 36-451 (5 TD)

TACKLES

Shane Hartzell 106 (46-60; 8.5 TFL)

Brendan Bell 104 (51-53; 14.0 TFL)

Ethan Potter 70 (35-35; 2.5 TFL)

EASTERN KENTUCKY LEADERS

PASSING

Matt Morrissey 2,013 (178-299-8, 13 TD)

RUSHING

Joshua Carter 225-1,106 (13 TD)

Brayden Latham 131-628 (3 TD)

Matt Morrissey 86-263 (3 TD)

RECEIVING

Marcus Calwise Jr. 40-507 (4 TD)

Dequan Stanley 27-372 (5 TD)

TACKLES

Maddox Marcellus 87 (\$0-47; 6.0 TFL)

Braden Sullivan 84 (43-41; 2.5 TFL)

VILLANOVA NOTEBOOK

FIVE AND TEN

- Villanova and Richmond are the only current CAA Football members to have won at least a share of two league titles over the **last five seasons**. The two teams shared the 2023 conference championship, while the Wildcats were also co-champions in 2021 and the Spiders are co-champions with Rhode Island this season. Over the five-year stretch (2020-24), Villanova and Richmond are tied for the second-most wins in the league with identical records of 37-16 (.698). During that span the Wildcats are 26-10 in league play.
- Over the **last 10 seasons** (2015-24), the only current CAA Football members to win at least two titles are Richmond (three) along with Villanova (two) and William & Mary (two). In the 10-year span, the Wildcats have the highest winning percentage and the second most wins among league membership. Villanova is 71-41 (.634) overall in the last 10 seasons and went 47-29 in conference play in these seasons.

CURRENT CAA FOOTBALL MEMBERSHIP

Last 5 Years: Winning Pct. (2020-24)

Villanova (37-16, .698)

Richmond (37-16, .698)

Delaware (38-18, .679)

Rhode Island (32-16, .667)

William & Mary (31-19, .620)

Last 10 Years: Winning Pct. (2015-24)

Villanova (71-41, .634)

Richmond (72-43, .626)

North Carolina A&T (64-41, .610)

Delaware (65-48, .575)

Monmouth (62-46, .574)

FRIENDLY CONFINES

- Villanova has tied a program record by winning 15 consecutive home games, with the most recent game in the streak taking place last weekend when the Wildcats defeated Delaware, 38-28, in the regular season finale. Villanova's home winning streak began midway through the 2022 season.
- There were two previous 15-game winning streaks at Villanova Stadium, most recently from 2008 to 2010 during which time the Wildcats won their first national championship in 2009. Prior to that, the only 15-game winning streak at Villanova Stadium was the first 15 games played at the venerable old venue from 1927 to 1930.

GETTING HOT WHEN IT COUNTS

- During the **Mark Ferrante** head coaching era (since 2017), the Wildcats have played some of their best football of the season when it counts the most. Ferrante has a record of 18-10 (.643) in November and December, including a 3-1 mark in November this year which includes wins over Hampton, North Carolina A&T and Delaware.

EXPERIENCE WINS

- Villanova is an experienced group in 2024, with the 93 members of the roster having combined to play in **1,628** career games with **633** starts entering play against Eastern Kentucky this week.

TURNOVER STORY

- Villanova leads CAA Football and ranks 12th nationally in fewest turnovers (10). That is because the Wildcats have played turnover free football in seven of their 12 games this season after committing at least one turnover in all 13 contests they played last season. Villanova has a +7 turnover margin on the year (nine fumble recoveries, eight INTs).

VILLANOVA FOOTBALL GAME NOTES

VILLANOVA NOTEBOOK

CAA FOOTBALL POSTSEASON HONORS

- True freshman running back **David Avit** was named the CAA Football Offensive Rookie of the Year on Tuesday afternoon in an announcement of the league's annual postseason awards and all-conference teams. Avit is the third player and first non-quarterback in school history to be a conference Offensive Rookie of the Year. The only two previous Villanova players to win the award were quarterbacks *John Robertson* in 2012 and *Zach Bednarczyk* in 2015.
- Villanova was rewarded for an outstanding regular season with nine players recognized on the CAA Football postseason all-conference teams. The honors included four players on the First Team All-CAA squad: senior offensive lineman (center) **Jake Picard** along with the defensive trio of fifth year linebacker **Brendan Bell**, senior linebacker **Shane Hartzell** and fifth year cornerback **Isas Waxter**.
- Fifth year safety **Ty Trinh** was named second team All-CAA on defense and the Wildcats had four additional players earn honorable mention all-conference status. Avit headlined the honorable mention picks and was joined by sixth year quarterback **Connor Watkins**, junior offensive lineman (left tackle) **Stephane Voltaire** and senior defensive lineman (defensive tackle) **Obinna Nwobodo**.
- The nine postseason honorees for Villanova are nearly evenly split between five repeat selections and four players who are earning All-CAA recognition for the first time. The trio of Bell, Hartzell and Waxter each earned their second straight selection and are making their first appearances on the first team squad. Trinh and Watkins are also repeat picks from a year ago.
- This is the fourth time in the last six seasons that Villanova has had at least nine players recognized on the CAA Football postseason all-conference teams. It is also the 28th time in the last 29 years that the Wildcats have had at least four All-CAA honorees. The last two times that Villanova had four players earn first team accolades was the 2021 Spring season and the 2012 campaign.

CAA FOOTBALL OFFENSIVE ROOKIE OF THE YEAR

David Avit (RB) — first non-QB in school history to win this award; third ever recipient

CAA FOOTBALL FIRST TEAM OFFENSE

Jake Picard (OL) — started every game; part of offense which has fewest turnovers in CAA

CAA FOOTBALL FIRST TEAM DEFENSE

Brendan Bell (LB) — leads the team with 14.0 TFL; Villanova is 5-0 when he has 10+ stops

Shane Hartzell (LB) — 106 total tackles; has fourth-highest single game total in FCS (20)

Isas Waxter (CB) — one of 28 FCS players and four from CAA with at least three FF

CAA FOOTBALL SECOND TEAM DEFENSE

Ty Trinh (S) — 23 consecutive games started; 47 tackles this season, including 30 solo

CAA FOOTBALL HONORABLE MENTION

David Avit (RB) — ranks second in the country among freshman with 793 rushing yards

Obinna Nwobodo (DL) — started every game; blocked a game-winning FG vs. Towson

Stephane Voltaire (OL) — started every game; offense has fewest turnovers in the CAA

Connor Watkins (QB) — 25-11 career record as starter; 5th in school history in passing

CAA FOOTBALL

| Standings (Top 25) | CAA | Overall |
|------------------------|-----|--------------|
| Richmond (9/7) | 8-0 | 10-2 |
| Rhode Island (10/12) | 7-1 | 10-2 |
| Villanova (12/11) | 6-2 | 9-3 |
| New Hampshire (19/24) | 6-2 | 8-4 |
| Delaware | 6-2 | 9-2 |
| Stony Brook (24/rv) | 5-3 | 8-4 |
| Towson | 5-3 | 7-5 |
| Elon | 5-3 | 6-6 |
| William & Mary (rv/rv) | 4-4 | 7-5 |
| Monmouth | 4-4 | 6-6 |
| Maine | 3-5 | 5-7 |
| Hampton | 2-6 | 5-7 |
| UAlbany | 2-6 | 4-8 |
| Campbell | 1-7 | 3-9 |
| Bryant | 0-8 | 2-10 |
| North Carolina A&T | 0-8 | 1-11 |
| TOTAL | | 94-85 |

FCS PLAYOFFS — FIRST ROUND

Saturday, November 30

12:00 PM

Central Connecticut State at #10 Rhode Island

1:00 PM

UT Martin at #16 New Hampshire

2:00 PM

Eastern Kentucky at #11 Villanova

Lehigh at #9 Richmond

WEEK 13 RESULTS

Saturday, November 23

Villanova 38, Delaware 28 (*)

Richmond 27, William & Mary 0 (*)

Rhode Island 35, Bryant 21 (*)

New Hampshire 27, Maine 9 (*)

Monmouth 55, Stony Brook 47 (*)

Towson 45, Campbell 23 (*)

Elon 31, North Carolina A&T 21 (*)

UAlbany 41, Hampton 34 (*)

CAA FOOTBALL POSTSEASON AWARDS

Offensive Player of the Year

Derek Robertson, QB, Monmouth

Defensive Player of the Week

Josiah Silver, DL, New Hampshire

Coach of the Year

Billy Cosh, Stony Brook

Special Teams Player of the Year

Chandler Brayboy, KR, Elon

Offensive Rookie of the Year

David Avit, RB, Villanova

Defensive Rookie of the Year

Matthew Traynor, S, Richmond

Chuck Boone Leadership and Excellence Award

Caleb Curtain, Elon

VILLANOVA FOOTBALL GAME NOTES

NATIONAL RANKINGS

| STATS PERFORM FCS TOP 25 | | NOV. 25 | |
|--------------------------|------------------------|-------------|------------|
| Rk | Team (1st) | Rec. | Pts. |
| 1 | Montana State (51) | 12-0 | 1,395 |
| 2 | South Dakota State (1) | 10-2 | 1,308 |
| 3 | North Dakota State (2) | 10-2 | 1,281 |
| 4 | South Dakota (2) | 9-2 | 1,275 |
| 5 | UC Davis | 10-2 | 1,167 |
| 6 | UIW | 10-2 | 1,084 |
| 7 | Idaho | 9-3 | 1,054 |
| 8 | Mercer | 10-2 | 1,020 |
| 9 | Richmond | 10-2 | 955 |
| 10 | Rhode Island | 10-2 | 843 |
| 11 | Illinois State | 9-3 | 771 |
| 12 | Villanova | 9-3 | 746 |
| 13 | Montana | 8-4 | 739 |
| 14 | Tarleton State | 9-3 | 684 |
| 15 | Abilene Christian | 8-4 | 613 |
| 16 | Southeast Missouri | 9-3 | 508 |
| 17 | Northern Arizona | 8-4 | 389 |
| 18 | Jackson State | 10-2 | 384 |
| 19 | New Hampshire | 8-4 | 320 |
| 20 | South Carolina State | 9-2 | 302 |
| 21 | Tennessee State | 9-3 | 296 |
| 22 | Eastern Kentucky | 8-4 | 284 |
| 23 | UT Martin | 8-4 | 282 |
| 24 | Stony Brook | 8-4 | 94 |
| 25 | Harvard | 8-2 | 87 |

Receiving Votes: North Carolina Central 78, Southern Utah 59, Southeastern Louisiana 33, Lehigh 31, Duquesne 27, Western Carolina 25, Chattanooga 20, Drake 20, Tennessee Tech 13, Central Connecticut State 6, Dartmouth 4

| AFCA FCS COACHES POLL | | NOV. 25 | |
|-----------------------|------------------------|-------------|------------|
| Rk | Team (1st) | Rec. | Pts. |
| 1 | Montana State (23) | 12-0 | 622 |
| 2 | South Dakota State (2) | 10-2 | 593 |
| 3 | South Dakota | 9-2 | 571 |
| 4 | North Dakota State | 10-2 | 554 |
| 5 | UC Davis | 10-2 | 522 |
| 6 | UIW | 10-2 | 495 |
| 7 | Richmond | 10-2 | 453 |
| 8 | Idaho | 9-3 | 443 |
| 9 | Mercer | 10-2 | 427 |
| 10 | Illinois State | 9-3 | 392 |
| 11 | Villanova | 9-3 | 360 |
| 12 | Rhode Island | 10-2 | 351 |
| 13 | Montana | 8-4 | 304 |
| 14 | Tarleton State | 9-3 | 290 |
| 15 | Jackson State | 10-2 | 266 |
| 16 | Southeast Missouri | 9-3 | 236 |
| 17 | Abilene Christian | 8-4 | 220 |
| 18 | South Carolina State | 9-2 | 194 |
| 19 | Tennessee State | 9-3 | 150 |
| 20 | UT Martin | 8-4 | 128 |
| 21 | Missouri State | 8-4 | 124 |
| 22 | Northern Arizona | 8-4 | 100 |
| 23 | North Carolina Central | 8-3 | 54 |
| 24 | New Hampshire | 8-4 | 47 |
| 25 | Duquesne | 8-3 | 46 |

Receiving Votes: Stony Brook 44, Eastern Kentucky 32, Drake 29, Lehigh 19, Dartmouth 16, Harvard 16, Central Connecticut State 12, Chattanooga 6, Butler 4, Southeastern Louisiana 4, Columbia 2

VILLANOVA NOTEBOOK

MAY THE FOURTH QUARTER BE WITH YOU

- One of the reasons Villanova has been successful this season has been its play late in games. The team's most successful quarter of the season in terms of scoring differential has been the fourth quarter when the Wildcats have a +55 (92-37) scoring margin against the opposition.
- The trend continued last week when Villanova pulled away from a 28-28 tie through three quarters against Delaware and scored 10 unanswered points in the fourth quarter for a 38-28 victory. In fact, the Wildcats have given up just one touchdown in the fourth quarter over the last seven games and have outscored their last seven opponents by a 61-10 margin in the final period.

WHO SCORES FIRST AND WHO SCORES LAST

- Last season Villanova **scored** the first points of the game in 11 of its 13 games played. That has not been the case this year, as the Wildcats have **allowed** the first points of the game seven times in 12 outings. Villanova has trailed at the end of the first quarter five times this season, but has made up for that with its success in the second half of games. Villanova has a +75 scoring margin in the second half compared to a -11 margin in the first half.

TRAILING AT HALFTIME

- The win over Stony Brook on October 5 marked the first time since November 20, 2021 against Delaware that the Wildcats won a game in which they trailed at halftime. Despite having lost nine games in a row and 23 of their past 29 games when facing a halftime deficit, the Wildcats made up a 17-14 deficit against Stony Brook (and a 24-14 margin midway through the third quarter) by scoring 28 unanswered points in a 42-24 triumph.

WINNING LOW SCORING GAMES

- Prior to this year, the Wildcats had lost 20 of their last 22 games when they were held to 20 points or fewer. The trend has changed in 2024, as Villanova is 3-2 in those kinds of games and has tallied victories over Towson (14-13), New Hampshire (14-6) and Hampton (20-14). The last season in which the Wildcats had three conference wins in which it scored no more than 20 points was in 1989.

CAA FOOTBALL ALL-TIME LEAGUE RECORDS

| Team | Record | Pct. | Titles (Shared-Outright) | Last Title |
|--------------------|----------------|-------------|--------------------------|-------------|
| Villanova | 178-116 | .605 | 8 (7-1) | 2023 |
| Delaware | 187-122 | .605 | 10 (8-2) | 2020 |
| New Hampshire | 265-212-10 | .554 | 14 (5-9) | 2022 |
| William & Mary | 135-117 | .536 | 5 (4-1) | 2022 |
| Richmond | 158-151 | .511 | 10 (9-1) | 2024 |
| Elon | 40-43 | .482 | 0 (0-0) | — |
| Maine | 224-260-7 | .463 | 13 (8-5) | 2018 |
| Stony Brook | 39-53 | .424 | 0 (0-0) | — |
| Towson | 67-92 | .421 | 2 (1-1) | 2012 |
| Monmouth | 10-14 | .417 | 0 (0-0) | — |
| UAlbany | 31-61 | .337 | 1 (1-0) | 2023 |
| Rhode Island | 163-325-7 | .336 | 8 (6-2) | 2024 |
| Campbell | 5-11 | .313 | 0 (0-0) | — |
| Hampton | 6-18 | .250 | 0 (0-0) | — |
| Bryant | 0-8 | .000 | 0 (0-0) | — |
| North Carolina A&T | 0-16 | .000 | 0 (0-0) | — |

Former members of the conference are not listed here.

VILLANOVA FOOTBALL GAME NOTES

VILLANOVA NOTEBOOK

CLOSE CALLS

- Villanova has tallied four wins this season in games decided by eight points or fewer. That includes close conference wins against Towson (14-13), New Hampshire (14-6) and Hampton (20-14) in addition to a 24-17 win over Youngstown State in the season opener. The last time the Wildcats had as many as four wins by single digits was in 2021 when five of the team's 10 victories were in single-digit games. During the **Mark Ferrante** head coaching era, Villanova is 17-13 in games decided by one to nine points.

DOMINANT DEFENSE

- Villanova's strength this season has been the play of a defense which has been among the best in the country. Through the end of the regular season the Wildcats rank in the top three of CAA Football in six defensive categories as well as in the top 25 nationally in five of those statistics.
- Villanova has held seven of its 12 opponents this season to fewer than 20 points, with three of those teams not even scoring a touchdown against the Wildcats defense. The three games in which Villanova allowed no touchdowns were in wins over Colgate (28-3), New Hampshire (14-6) and North Carolina A&T (31-3).

WHERE THE VILLANOVA DEFENSE RANKS THIS SEASON

| Category | Statistic | CAA Rank | FCS Rank |
|-----------------------|-----------|----------|----------|
| Red Zone Defense | 69.2% | 1st | 7th |
| Punt Return Defense | 5.36 | 1st | 23rd |
| Scoring Defense | 18.8 | 2nd | 15th |
| Passing Yards Allowed | 178.7 | 2nd | 23rd |
| Total Defense | 320.3 | 3rd | 24th |
| First Downs Allowed | 202 | 3rd | 33rd |

RESURGENT OFFENSE

- While the defense has played well all season long, the Wildcats have gotten a boost from a resurgent offense over the past three weeks. Villanova has topped 30 points in three straight games against North Carolina A&T (31), Monmouth (33) and Delaware (38) after averaging just 13.7 points per game in the three contests that preceded it.
- The key players offensively in the past two games have been freshman running back **David Avit** and sixth year quarterback **Connor Watkins** who have combined for eight rushing touchdowns in the three games.

VILLANOVA VERSUS FCS RANKED OPPONENTS

| Villanova... | All-Time (since 1985) | Mark Ferrante Era | 2024 Season |
|----------------|-----------------------|-------------------|-------------|
| vs. Top 25 | 72-81 (.471) | 14-11 | 1-0 |
| vs. No. 1 Team | 3-7 (.300) | 0-2 | 0-0 |
| vs. 1-5 | 18-14 (.563) | 2-3 | 0-0 |
| vs. 1-10 | 28-35 (.444) | 3-7 | 0-0 |
| vs. 11-15 | 14-16 (.467) | 2-1 | 0-0 |
| vs. 16-20 | 15-15 (.500) | 5-1 | 0-0 |
| vs. 21-25 | 15-15 (.500) | 4-2 | 1-0 |
| VU Ranked | 58-51 (.532) | 11-9 | 1-0 |
| VU Unranked | 14-30 (.318) | 3-2 | 0-0 |
| Home | 46-30 (.605) | 8-4 | 1-0 |
| Away | 26-51 (.338) | 6-7 | 0-0 |
| Conference | 53-71 (.427) | 9-9 | 0-0 |
| Non-Conference | 19-10 (.655) | 5-2 | 1-0 |

CAREER ACCOLADES

TEMI AJIROTUTU

- CAA Third Team Offense 2023

DAVID AVIT

- Jerry Rice Award Finalist 2024
- CAA Offensive Rookie of the Year 2024
- CAA Honorable Mention 2024
- CAA Rookie of the Week 2024 — 9.30
- DC Touchdown Club Player of the Week 2024 — 9.30
- Stats Perform Freshman of the Week 2024 — 10.7
- CAA Rookie of the Week 2024 — 10.7

BRENDAN BELL

- CAA First Team Defense 2024
- CAA Second Team Defense 2023
- CAA Defensive Player of the Week 2023 — 9.25
- CAA Defensive Player of the Week 2023 — 11.6
- Stats Perform Honorable Mention 2024 — 10.7
- CAA Defensive Player of the Week 2024 — 10.7

SHANE HARTZELL

- CAA First Team Defense 2024
- CAA Honorable Mention 2023
- CAA Rookie of the Week 2022 — 11.21
- Stats Perform Defensive Player of the Week 2024 — 10.27
- CAA Defensive Player of the Week 2024 — 10.27

RICHIE KIMMEL

- CAA Defensive Player of the Week 2024 — 9.2

OBINNA NWOBODO

- CAA Honorable Mention 2024

JAKE PICARD

- CAA First Team Offense 2024

ISAIAH RAGLAND

- CAA Rookie of the Week 2023 — 10.16
- CAA Rookie of the Week 2024 — 9.2
- CAA Rookie of the Week 2024 — 9.16

TY TRINH

- CAA Second Team Defense 2024
- CAA Second Team Defense 2023

STEPHANE VOLTAIRE

- CAA Honorable Mention 2024

CONNOR WATKINS

- CAA Honorable Mention 2024
- CAA Third Team Offense 2023
- CAA Offensive Player of the Week 2023 — 10.30

ISAS WAXTER

- CAA First Team Defense 2024
- CAA Football Second Team Defense 2023

HEAD COACH MARK FERRANTE

- Eddie Robinson Award Finalist 2023
- AFCA FCS Region 1 Coach of the Year 2021
- CAA Football Coach of the Year 2021
- AFCA FCS Assistant Coach of the Year 2015

VILLANOVA FOOTBALL GAME NOTES

VILLANOVA UNIVERSITY

ABOUT THE SCHOOL

Since 1842, Villanova University's Augustinian Catholic intellectual tradition has been the cornerstone of an academic community in which students learn to think critically, act compassionately and succeed while serving others. There are more than 10,000 undergraduate, graduate and law students in the University's six colleges—the College of Liberal Arts and Sciences, the Villanova School of Business, the College of Engineering, the M. Louise Fitzpatrick College of Nursing, the College of Professional Studies and the Villanova University Charles Widger School of Law. Ranked among the nation's top universities, Villanova supports its students' intellectual growth and prepares them to become ethical leaders who create positive change everywhere life takes them.

VILLANOVA ATHLETICS

Villanova University has a long and storied athletics history defined by excellence both in competition and in the classroom. The Villanova Athletics Department is a community of student-athletes, coaches and staff whose primary focus is to achieve academic excellence, while striving to produce teams and individuals committed to athletic competition and outstanding performance. Villanova Athletics sponsors 24 varsity sports, which together include more than 500 student-athletes. In the classroom, these Villanova student-athletes have registered a grade-point average higher than a 3.0 for 42 consecutive semesters. Three Villanova student-athletes have been named Rhodes Scholars, with numerous others earning Academic All-America distinction. Villanova's athletics history includes 21 NCAA team national championships, as well as more than 100 conference championships. In addition, at least one Villanovan has participated in every Summer Olympics since 1948. Villanova is a member of the BIG EAST Conference, CAA Football, Coastal Athletic Association (Rowing) and Metro Atlantic Athletic Conference (Water Polo).

ACADEMICS

The GPA for more than 500 student-athletes during the Spring 2024 semester was 3.489, making it 13 straight semesters that student-athletes have had a GPA of 3.3 or higher. Success in the classroom has been across-the-board for Villanova Athletics, with every one of the 24 varsity sports programs posting a team GPA over a 3.0 in each of the last five semesters.

The most recent NCAA data to be released was the Academic Progress Rate (APR) update in June 2024 in which Villanova Athletics had 13 teams achieve a perfect 1000 score. Only seven Division I schools nationwide and four outside of the Ivy League had as many as 13 teams with a perfect 1000 score. Villanova's overall multi-year score rose one point to 997. The football team's score of 982 led all CAA schools.

VILLANOVA NOTEBOOK

BIG PLAY POTENTIAL

- Villanova has 69 plays of 20+ yards this season, of which 49 (28 pass plays, 21 rushes) have come from the line of scrimmage. There are 13 different players on the Wildcats roster who have recorded a rush or a reception of 20 yards or longer on the year (*see the chart on page 27*).
- There have been two games this season where Villanova had a season high nine plays of 20+ yards. One of those was the Delaware game last week when the Wildcats had five pass plays of 20 yards or longer, three rushes for 20+ yards and an interception which was returned 38 yards. Three of the team's five touchdowns versus the Blue Hens were longer than 35 yards, including **Connor Watkins** running for a 38-yard score and tossing a 36-yard touchdown pass to **Kenyon Miles** for the sophomore receiver's first career touchdown. In addition, fifth year linebacker **Brendan Bell** had a 38-yard pick-six.
- In the Stony Brook game on October 5, the Wildcats had nine plays from scrimmage for 20+ yards. Four of those plays resulted in a score, including long touchdown runs of 70 yards and 59 yards by freshman running back **David Avit**. Sophomore **Ja'briel Mace** scored his first career touchdown on a 21-yard run and wide receiver **Lucas Kopecky** hauled in a 26-yard catch for a touchdown.

LOOKING DOWNFIELD

- Sixth year quarterback **Connor Watkins** has thrown seven career touchdown passes of 75 yards or longer. No previous QB in school history had more than four such passes. Watkins has an equal number of career starts (36) as he does pass completions for 40+ yards (36). He owns a 25-11 record as the starter under center and has accounted for eight of the 38 passes in school history for 70+ yards. Watkins has...
 - ◆ Seven career TD passes for 70+ yards (*no previous Villanova QB had more than four*)
 - ◆ 14 career completions for 40-49 yards
 - ◆ 6 career completions for 50-59 yards
 - ◆ 8 career completions for 60-69 yards
 - ◆ 6 career completions for 70-79 yards
 - ◆ 2 career completions for 80-89 yards

OVERTIME HISTORY (since 1985)

| Year | Opponent | Result | Score |
|------|----------------------|----------|-------|
| 1988 | at Boston University | Win | 31-24 |
| 1989 | Connecticut | Win 6OT | 41-35 |
| 1994 | Delaware | Loss | 31-38 |
| 1995 | James Madison | Loss | 27-28 |
| 1998 | Delaware | Win | 34-31 |
| 1999 | at Connecticut | Win 3OT | 48-45 |
| 1999 | Delaware | Win | 51-45 |
| 2000 | William & Mary | Loss | 41-48 |
| 2001 | James Madison | Win | 45-44 |
| 2003 | at Temple | Win 2OT | 23-20 |
| 2007 | Maine | Win | 24-17 |
| 2007 | at Massachusetts | Loss 4OT | 24-32 |
| 2008 | at Penn | Win | 20-14 |
| 2010 | at Delaware | Win | 28-21 |
| 2014 | at Syracuse | Loss 2OT | 26-27 |
| 2017 | at Albany | Loss | 10-19 |
| 2019 | at Towson | Win | 52-45 |
| 2020 | Rhode Island | Loss | 37-40 |

VILLANOVA FOOTBALL GAME NOTES

VILLANOVA NOTEBOOK

MILESTONE MAN

- Sixth year quarterback **Connor Watkins** ranks fifth in school history in career passing yards and moved into the top five on that list against Monmouth on November 16 when he established career highs of 20 completions and 32 pass attempts. In the game prior to that, Watkins threw his 400th career pass completion in a 31-3 win over North Carolina A&T. Watkins has been the Wildcats starter under center since the start of the 2022 season and he has gone 25-11 (.694) as the starting quarterback.

CONNOR WATKINS IN THE VILLANOVA RECORD BOOK

| CATEGORY | STAT | RANK | NEXT UP | PLAYER |
|------------------------|-------|------|---------|---------------------------------|
| Yards Per Completion | 15.20 | 1st | — | |
| Yards Per Attempt | 8.32 | 2nd | 1st | 8.33 John Robertson (2011-15) |
| Passing Yards | 6,749 | 5th | 4th | 7,290 John Robertson (2011-15) |
| Total Offense | 7,979 | 6th | 5th | 8,401 Chris Whitney (2007-10) |
| Passing Efficiency | 138.3 | 7th | 6th | 140.2 Zach Bednarczyk (2015-18) |
| Career TDs (Pass-Rush) | 75 | 7th | 6th | 80 Chris Whitney (2007-10) |
| Passing Touchdowns | 48 | 8th | 7th | 49 Zach Bednarczyk (2015-18) |
| Passing Attempts | 811 | 9th | 8th | 827 Tom Colombo (1989-92) |
| Passing Completions | 444 | 10th | 9th | 448 Marvin Burroughs (2003-06) |

DOUBLE DIGIT TACKLERS

- There have been two occasions this season in which all three of the Villanova starting linebackers had double digit tackles in the same game. The starting group consists of fifth year **Brendan Bell**, senior **Shane Hartzell** and fifth year **Richie Kimmel**. Their most recent game with 10+ stops was in the Stony Brook win on October 5 when Bell had a career-high 15 tackles to go along with 11 stops from Hartzell and 10 tackles by Kimmel. All three players had made 10+ tackles in the season opener against Youngstown State.

TRIPLE DIGIT TACKLERS

- Linebackers **Shane Hartzell** and **Brendan Bell** have each made over 100 tackles this season. Hartzell leads the team with 106 total stops and Bell has 104 tackles. The last pair of Villanova teammates with 100+ tackles in the same season were *Brian Hulea (135)* and *Allyn Bacchus (118)* in 2005.

VILLANOVA PLAYER NOTES

Featured players listed alphabetically

David Avit

Fr., RB, 6-0, 220, Potomac, Md.

- True freshman running back **David Avit** has emerged as the leading running back for Villanova in his rookie season and has rushed for team highs of 793 yards and nine touchdowns on 146 carries.
- Avit has scored touchdowns in each of his last four games, including a one-yard run for the first points of the game against Delaware last week.
- Earlier this season, Avit set a Wildcats freshman record when he ran for 183 yards and four touchdowns in a 42-24 win over Stony Brook, including touchdown runs of 70 yards and 59 yards in that contest.
- Avit ranks second in the country for rushing yards by a freshman this season and is tied for third nationally in rushing touchdowns by a freshman.
- Avit ranks second in school history for a single season in rushing yards by a freshman, trailing only *John Robertson (2011-15)* who rushed for 1,021 yards as a redshirt freshman in 2012.

Brendan Bell

5th Yr, LB, 6-2, 230, Basking Ridge, N.J.

- Fifth year linebacker **Brendan Bell** became the first Villanova player in the FCS era (since 1985) to score both an offensive touchdown and a defensive touchdown in the same game. He accomplished the feat last week with a 38-yard pick-six in the first quarter and a six-yard rushing touchdown in the fourth quarter.
- Bell is a three-year starter on defense and has also started to take some snaps on offense during the second half of this season. He has two carries on the year and both have resulted in touchdowns — a four-yard score for his first career touchdown at Hampton and the six-yard rushing touchdown last week. He also had a reception for no gain against North Carolina A&T.

Ethan Gettman

5th Yr, K/P, 6-4, 205, Daytona Beach, Fla.

- Fifth year kicker **Ethan Gettman** is in his first season with Villanova after playing at Bryant during his undergraduate career. He is the Wildcats leading scorer with 63 points (36-of-36 PATs, 9-of-15 field goals). Gettman has made five straight field goals since the Hampton game and has nine career field goals for 40 yards or longer.
- Gettman ranks fourth in CAA Football with an average of 42.3 yards per punt. Only 11 of his 54 punts on the year have been returned and he has landed 15 punts inside the 20-yard line while recording nine punts of 50 yards or longer.

VILLANOVA FOOTBALL GAME NOTES

VILLANOVA NOTEBOOK

Shane Hartzell Sr., LB, 6-0, 230, Perkasio, Pa.

- In a win over New Hampshire earlier this season, senior linebacker **Shane Hartzell** recorded a career high 20 tackles in a 14-6 victory. He had reached double digits (11) by halftime and the 20 total stops are the fourth most in a game by any FCS player his season.
- Hartzell leads the team with 106 tackles on the year, including 46 solo stops and 60 assisted tackles. He has recorded 8.5 tackles for loss and a team-high five sacks to along with two forced fumbles, one fumble recovery, a team-high seven quarterback hurries and one pass breakup.

Lucas Kopecky 5th Yr, WR, 6-3, 200, Rocky Hill, N.J.

- One of the best stories on the Villanova roster this season has been the play of fifth year collegian **Lucas Kopecky**, who is in his first year of college football after playing four years for the Wildcats men's lacrosse team. Kopecky starred in both sports as a scholastic player at Montgomery (N.J.) High School, and in football he was a two-time all-conference and honorable mention all-state selection who set career and single-season school records for receiving yards.
- Kopecky walked onto the football team this year and made his college football debut in the game against Big Ten and FCS foe Maryland on September 21. Beginning with that game, Kopecky has played in nine straight contests and has recorded at least one catch in all nine games. He scored his first collegiate touchdown on a 26-yard grab in the Stony Brook game on October 5, then followed that performance with four catches for 43 yards at Maine on October 19. He made his first career start and scored another touchdown in the New Hampshire win on October 26. Kopecky has ascended into a starting position on the Villanova depth chart and he is up to third on the team in receiving for the year with 18 receptions for 228 yards and two touchdowns.
- During his undergraduate men's lacrosse career, Kopecky played in 40 games and tallied four goals, 36 ground balls, nine caused turnovers and 58 faceoff wins. He was listed as a midfielder but was a versatile player who the Wildcats used at nearly every spot on the field in his four seasons. Villanova was 35-23 during Kopecky's career and twice reached the BIG EAST Championship final.

Tanner Maddocks Jr., QB, 6-1, 210, Reading, Pa.

- Backup quarterback **Tanner Maddocks** has made himself valuable as a punter return this season and has returned eight punts for 76 yards. He averages 9.5 yards per return and has a long return of 22 yards. Maddocks has filled in well for *Connor Watkins* when called on at quarterback. He is 14-of-20 for 156 yards passing in his career, including 8-of-14 for 112 yards his season. Maddocks has also rushed five times for 17 yards and two touchdowns on the season.

Isaiah Ragland R-Fr., RB, 5-9, 215, Alexandria, Va.

- Redshirt freshman running back **Isaiah Ragland** is the only player in Villanova history to be named CAA Football Rookie of the Week in more than one season. He garnered the honor twice this season: on September 2 after he had 65 rushing yards and his first collegiate touchdown in the season opener against Youngstown State and again on September 16 after he had a monster game with 17 carries for 141 yards in a 14-13 win over Towson.
- Ragland played in four games as a true freshman last season and showed his potential in a game against Elon where he had 15 carries for 126 yards in a 21-0 victory. Ragland has pushed his career totals to 102 rushes for 618 yards and four scores this season.

Jaylan Sanchez Jr., WR, 6-0, 200, North Bergen, N.J.

- Junior wide receiver **Jaylan Sanchez** is the only Villanova receiver to catch at least one pass in all 12 games this season. He leads the team with 477 receiving yards and ranks second on the team with 32 catches and three receiving touchdowns. Dating back to the start of the 2023 campaign, Sanchez has tallied at least one reception in 23 of his last 25 games.
- Sanchez recorded his fourth career game and first this season with over 100 receiving yards in the November 2 game at Hampton. He had five catches for 103 yards on the day, including a 72-yard pass in the third quarter which set up the game's decisive touchdown two plays later. Sanchez has played in 35 career games and has recorded 70 receptions for 1,258 yards and nine touchdowns.

Devin Smith 5th Yr, WR, 5-10, 185, Durham, N.C.

- Fifth year collegian **Devin Smith** had one of his best games of the season against North Carolina A&T on November 9 when he caught a career-high seven passes for 68 yards. He caught seven of his eight targets on the day and followed that performance by making three catches for 36 yards and a touchdown against Monmouth.
- Smith is a graduate transfer from North Carolina Central and has emerged as one of the leading receivers for Villanova this season. He leads the team with 36 receptions and five receiving touchdowns while ranking second on the squad with 451 receiving yards. One of his best games of the season came against Colgate when he had six catches for 116 yards and a career high tying two touchdowns. His career collegiate totals are 137 receptions for 1,969 yards and 20 touchdowns.

Isas Waxter 5th Yr, CB, 6-2, 215, Newark, N.J.

- Fifth year cornerback **Isas Waxter** is one of 28 players nationally and four from the CAA with three or more forced fumbles this season. He had one FF at Stony Brook and two in the next game at Maine.

VILLANOVA FOOTBALL GAME NOTES

VILLANOVA NOTEBOOK

NON-CONFERENCE DOMINANCE

- Villanova closed out its regular season non-conference schedule with a perfect 3-0 record against FCS foes from outside of CAA Football. The wins include a 24-17 triumph over Youngstown State in the season opener as well as a 28-3 road win at Colgate and last week's 24-10 home win versus LIU. Villanova has now won 19 straight regular season non-conference matchups against FCS competition. The streak dates back to the start of the 2016 season and the Wildcats have an average margin of victory of 26.1 points.

TRIPLE THREAT

- Not only did Villanova rush for a total of 246 yards in the season opener against Youngstown State, its top three rushers all averaged better than eight yards per carry. Quarterback **Connor Watkins** led the way with 107 yards on 10 carries (10.7 average), while running backs **Isaiah Ragland** and **David Avit** averaged 9.3 yards (seven carries, 65 yards) and 8.4 yards (five carries, 42 yards), respectively. The last time the Wildcats had three rushers average 8.0+ yards per carry was on October 25, 2014 against Morgan State.

FIRST TIME STARTERS

- Villanova had four starters on both sides of the ball who were making their first career starts in this year's season opener against Youngstown State.

PLAYERS WHO MADE FIRST CAREER START IN SEASON OPENER

| | | |
|----|-----------------|------------------|
| RB | Isaiah Ragland | 5th career game |
| WR | Kenyon Miles | 10th career game |
| LG | Tommy Broderick | 5th career game |
| RG | Chris McCullers | 5th career game |
| DT | Obinna Nwobodo | 17th career game |
| DE | Capri Martin | 12th career game |
| LB | Richie Kimmel | 27th career game |
| CB | Zahmir Dawud | 4th career game |

MAKING THEIR DEBUT

- In addition to the first time starters against Youngstown State, the Wildcats also had six players appear in their first collegiate game during the 24-17 victory.

PLAYERS WHO MADE COLLEGIATE DEBUT IN SEASON OPENER

| | | |
|-----|---------------------|---------------|
| #16 | Jack Ryder | Holder |
| #24 | David Avit | Running Back |
| #38 | Newton Essiem | Cornerback |
| #56 | Christian Caballero | Linebacker |
| #80 | Chris Colby | Wide Receiver |
| #85 | Nolan Clayton | Tight End |

CAA FAVORITES

- Villanova entered the season as the defending CAA Football co-champions and earned last season's automatic bid to the FCS playoffs. In a preseason poll of league head coaches, the Wildcats were considered the favorite to finish atop the league standings once again in 2024. Villanova received nine first-place votes and a total of 217 points in the preseason poll to finish ahead of Richmond (one first-place vote, 189 points) and UAlbany (three first-place votes, 179 points).

CAA PRESEASON HONORS

- Starting quarterback **Connor Watkins** was named the CAA Football Preseason Offensive Player of the Year and was one of a league-high six Wildcats who were selected to the CAA Football Preseason All-Conference Team. The other preseason league honorees are offensive lineman **Temí Ajirotutu**, linebackers **Brendan Bell** and **Shane Hartzell**, cornerback **Isas Waxter** and safety **Ty Trinh**. Wide receiver Jaylan Sanchez was an honorable mention preseason pick.

PRESEASON NATIONAL HONORS

- Villanova quarterback **Connor Watkins** and cornerback **Isas Waxter** were named to the preseason watch lists for the Walter Payton Award and the Buck Buchanan Award which are presented to the top FCS offensive and defensive player each year. Waxter was also named to the Senior Bowl Watch List, while he and linebacker **Shane Hartzell** earned preseason All-America honors from both Stats Perform and Phil Steele.

VILLANOVA FOOTBALL HISTORY

- Villanova is playing its 127th season of varsity football this year and its 40th season as an FCS program since reinstating football in 1985 after a four-year absence. During the program's history the Wildcats have an overall record of 668-505-41 (.567). Prior to the FCS era, Villanova played in college football bowl games in 1937, 1947, 1949, 1961 and 1962 and went 2-2-1 in those games. The wins came against Nevada (27-7) in the 1949 Harbor Bowl in San Diego and against Wichita State (17-9) in the 1961 Sun Bowl in El Paso.

Since becoming an FCS program, the Wildcats have made 15 appearances in the FCS playoffs and have advanced to at least the semifinals three times (2002, 2009 and 2010). Former head coach **Andy Talley** guided Villanova to its first national title with a 23-21 victory over Montana in 2009. The Wildcats have also won at least a share of eight league championships in the Yankee Conference (1988-1996), the Atlantic 10 Conference (1997-2006) and CAA Football (2007-present).

VILLANOVA FOOTBALL GAME NOTES

VILLANOVA'S RECORD...

| | 2024 | Ferrante |
|----------------|------|----------|
| Overall | 9-3 | 56-32 |
| CAA Football | 6-2 | 36-24 |
| Non-Conference | 3-1 | 20-8 |
| Home | 6-0 | 30-12 |
| Road | 3-3 | 26-20 |
| Neutral | 0-0 | 0-0 |
| Current Streak | W1 | W1 |
| Home Streak | W6 | W15 |
| Road Streak | L1 | L1 |

| | | |
|----------------|-----|-------|
| Day Games | 6-3 | 42-28 |
| Night Games | 3-0 | 14-4 |
| March | 0-0 | 1-1 |
| April | 0-0 | 1-1 |
| August | 1-0 | 2-0 |
| September | 3-1 | 21-10 |
| October | 2-1 | 13-10 |
| November | 3-1 | 16-8 |
| December | 0-0 | 2-2 |
| Ranked Teams | 1-0 | 14-12 |
| Unranked Teams | 8-3 | 42-20 |
| Overtime | 0-0 | 1-2 |

After 1st Quarter

| | | |
|----------|-----|------|
| Leading | 5-1 | 44-8 |
| Trailing | 3-2 | 6-16 |
| Tied | 1-0 | 6-8 |

Halftime

| | | |
|----------|-----|------|
| Leading | 6-0 | 48-5 |
| Trailing | 1-3 | 6-25 |
| Tied | 2-0 | 2-2 |

After 3rd Quarter

| | | |
|----------|-----|------|
| Leading | 8-0 | 49-4 |
| Trailing | 0-3 | 5-25 |
| Tied | 1-0 | 2-3 |

Scoring

| | | |
|-------------------|-----|-------|
| Scoring First | 5-0 | 46-10 |
| Opp. Scores First | 4-3 | 10-22 |
| Scoring 0-9 | 0-1 | 0-7 |
| Scoring 10-19 | 2-0 | 5-13 |
| Scoring 20-29 | 4-1 | 12-6 |
| Scoring 30-39 | 2-1 | 21-4 |
| Scoring 40+ | 1-0 | 18-2 |
| Allowing 0-9 | 3-0 | 17-0 |
| Allowing 10-19 | 4-0 | 22-4 |
| Allowing 20-29 | 2-0 | 13-9 |
| Allowing 30-39 | 0-2 | 3-11 |
| Allowing 40+ | 0-1 | 1-8 |

Game Decided By

| | | |
|--------------|-----|-------|
| 0-9 Points | 4-1 | 17-13 |
| 10-19 Points | 3-1 | 10-8 |
| 20+ Points | 2-1 | 29-11 |

Statistics

| | | |
|------------------------|-----|-------|
| Outgain opp. | 7-0 | 48-6 |
| Outgained by opp. | 2-3 | 8-26 |
| VU 100-yard rusher | 4-0 | 26-4 |
| VU 100-yard receiver | 2-0 | 23-10 |
| VU 300-yard passer | 0-0 | 5-4 |
| Opp. 100-yard rusher | 3-0 | 6-14 |
| Opp. 100-yard receiver | 0-2 | 10-13 |
| Opp. 300-yard passer | 0-2 | 6-9 |

Turnovers

| | | |
|----------------------|-----|-------|
| No turnovers | 5-2 | 19-5 |
| 1-2 turnovers | 4-0 | 32-19 |
| 3+ turnovers | 0-1 | 5-8 |
| No takeaways | 2-1 | 6-10 |
| 1-2 takeaways | 5-2 | 33-20 |
| 3+ takeaways | 2-0 | 17-2 |
| Win turnover margin | 6-1 | 33-6 |
| Lose turnover margin | 1-1 | 8-16 |
| Turnovers tied | 1-1 | 14-7 |

STATISTICAL RANKINGS

| Team Stats | CAA | FCS | Stat |
|------------|-----|-----|------|
|------------|-----|-----|------|

Offense

| | | | |
|--------------------|----|-----|--------|
| 4th Down Pct. | 3 | 18 | 62.5% |
| Red Zone Offense | 3 | 21 | 87.5% |
| Rushing Offense | 5 | 43 | 164.9 |
| Scoring Offense | 10 | 65 | 24.6 |
| 3rd Down Pct. | 10 | 68 | 37.6% |
| First Downs | 11 | 59 | 220 |
| Total Offense | 13 | 89 | 326.1 |
| Sacks Allowed/Game | 13 | 99 | 2.58 |
| Passing Efficiency | 15 | 97 | 115.00 |
| Passing Offense | 16 | 105 | 161.2 |

Defense

| | | | |
|-------------------------|----|-----|--------|
| Red Zone Defense | 1 | 7 | 69.2% |
| Scoring Defense | 2 | 15 | 18.8 |
| Passing Defense | 2 | 23 | 178.7 |
| Total Defense | 3 | 24 | 320.3 |
| First Downs Allowed | 3 | 33 | 202 |
| Opp. 4th Down Pct. | 4 | 42 | 47.8% |
| Def. Passing Efficiency | 4 | 45 | 125.15 |
| Opp. 3rd Down Pct. | 5 | 24 | 35.1% |
| Rushing Defense | 6 | 46 | 141.7 |
| Team Sacks/Game | 13 | 984 | 1.58 |

Special Teams

| | | | |
|---------------------|----|-----|--------|
| PAT Percentage | T1 | n/a | 100.0% |
| Punt Return Defense | 1 | 23 | 5.36 |
| Net Punting | 4 | 30 | 38.95 |
| Kickoff Returns | 4 | 40 | 21.21 |
| Punt Returns | 10 | 69 | 7.31 |
| Kickoff Ret. Def. | 11 | 77 | 21.33 |
| Field Goal Pct. | 14 | n/a | 60.0% |

Miscellaneous

| | | | |
|--------------------|----|----|-------|
| Turnovers Lost | 1 | 12 | 10 |
| Turnover Margin | 4 | 23 | +7 |
| Turnovers Gained | 6 | 43 | 17 |
| Time of Possession | 9 | 52 | 30:29 |
| Penalties/Game | 10 | 83 | 6.75 |
| Penalty Yards/Game | 11 | 86 | 60.42 |

Player Stats*

| | CAA | FCS | Stat |
|---------------------|-----|-----|------|
| Brendan Bell | | | |
| Fumble Recoveries | 3 | 13 | 2 |
| Tackles/Game | 4 | 32 | 8.5 |

Timmy Furgeson

| | | | |
|-------------------|---|----|---|
| Fumble Recoveries | 3 | 13 | 2 |
|-------------------|---|----|---|

Ethan Gettman

| | | | |
|-----------------|---|----|------|
| Punting Average | 4 | 31 | 42.3 |
|-----------------|---|----|------|

Shane Hartzell

| | | | |
|--------------|---|----|-----|
| Tackles/Game | 3 | 28 | 8.7 |
|--------------|---|----|-----|

Isas Waxter

| | | | |
|---------------------|---|---|------|
| Forced Fumbles/Game | 1 | 7 | 0.27 |
|---------------------|---|---|------|

Connor Watkins

| | | | |
|------------------------|---|----|-----|
| Points Responsible For | 5 | 48 | 118 |
|------------------------|---|----|-----|

n/a Team stat not kept in FCS national stats

** Players who rank in the top five in the CAA*

WILDCATS IN THE NFL

CURRENT NFL ROSTERS

Christian Benford, Bills

Qadir Ismail, Ravens (practice squad)

Jalen Jackson, Jaguars (practice squad)

Tanoh Kpassagnon, Saints

ALL-TIME NFL DRAFT PICKS

Year.....Name.....Rd.....Team

| | | | |
|------|--------------------|----|-----------|
| 1936 | Eddie Michaels | 2 | Bears |
| 1938 | John Mellus | 7 | Giants |
| 1940 | Andy Chisick | 7 | Cardinals |
| 1943 | George Smith | 21 | Cardinals |
| 1943 | Steve Pritko | 28 | Rams |
| 1944 | Val Jansante | 10 | Steelers |
| 1944 | Al Postus | 20 | Eagles |
| 1947 | Bob David | 25 | Rams |
| 1949 | Lou Ferry | 3 | Packers |
| 1949 | Ed Berrang | 5 | Redskins |
| 1950 | Ralph Pasquariello | 1 | Rams |
| 1950 | John Sandusky | 2 | Browns |
| 1950 | Steve Romanik | 3 | Bears |
| 1950 | Dan Brown | 11 | Redskins |
| 1951 | Pete D'Alonzo | 4 | Lions |
| 1953 | Gene Filipski | 7 | Browns |
| 1956 | Don McComb | 21 | Giants |
| 1957 | Joe Ryan | 25 | Bears |
| 1962 | Frank Budd | 7 | Eagles |
| 1962 | Sam Gruneisen | | Chargers |
| 1963 | Larry Glueck | 3 | Bears |
| 1963 | Billy Joe | | Broncos |
| 1965 | Mike Strofolino | 4 | Rams |
| 1965 | Al Atkinson | | Bills |
| 1969 | Rich Moore | 1 | Packers |
| 1969 | John Sodaski | 9 | Steelers |
| 1970 | Billy Walik | 11 | Eagles |
| 1972 | Mike Siani | 1 | Raiders |
| 1972 | John Babinecz | 2 | Cowboys |
| 1972 | Ernie Messmer | 13 | Steelers |
| 1973 | Kevin Reilly | 7 | Dolphins |
| 1974 | Joe Miller | 11 | Redskins |
| 1974 | John Givens | 14 | Falcons |
| 1975 | John Zimba | 5 | Browns |
| 1976 | Gary Shugrue | 11 | Lions |
| 1976 | Steve Ebbecke | 13 | Eagles |
| 1977 | John Mastronardo | 10 | Eagles |
| 1981 | Howie Long | 2 | Raiders |
| 1981 | David Martin | 9 | Lions |
| 2002 | Brian Westbrook | 3 | Eagles |
| 2008 | Matt Sherry | 6 | Bengals |
| 2011 | Ben Ijalana | 2 | Colts |
| 2017 | Tanoh Kpassagnon | 2 | Chiefs |
| 2017 | Brad Seaton | 2 | Titans |
| 2022 | Christian Benford | 6 | Bills |

VILLANOVA FOOTBALL GAME NOTES

COMPLETE STUDENT-ATHLETES

ACADEMIC HIGHLIGHTS

NCAA ACADEMIC DATA

■ Each year the NCAA recognizes programs that have a multi-year Academic Progress Rate (APR) score that ranks within the top 10 percent of their sport nationwide. Villanova has earned this award nine times in the 18-year history of the APR program.

■ In the most recent APR data released in June 2024 the football program's multi-year APR score of 982 was 25 points above the national average for FCS programs.

■ New data on the NCAA Graduation Success Rate (GSR) was released in November 2024 and Villanova recorded its fourth straight year with a score of 95 percent or higher.

ACADEMIC ALL-AMERICANS

■ One of the highest honors that a student-athlete can achieve is to be named an Academic All-American, an award which encompasses both academic achievement as well as contributions on the field. Villanova has had 12 football student-athletes earn a total of 14 Academic All-America honors over the years.

CAA TEAM ACADEMIC EXCELLENCE

■ Villanova has been the winner of the CAA Football Team Academic Excellence Award four times in the last eight years. The award is presented at the end of each academic year to the conference school with the highest team GPA.

CAA SCHOLAR-ATHLETE OF THE YEAR

■ Villanova has had five student-athletes be named the CAA Football Scholar-Athlete of the Year. Nominees for the award must have attained senior standing academically and have a cumulative GPA of 3.0 or higher.

CAA ACADEMIC HONOR ROLL

■ Student-athletes with a semester GPA of 3.0 or higher are named to the CAA Commissioner's Academic Honor Roll. Villanova had 62 honorees for the Fall 2022 semester and 63 student-athletes achieve this distinction for the Spring 2023 term.

ACADEMIC ALL-AREA TEAMS

■ In conjunction with the *Philadelphia Inquirer*, the sports information directors at the colleges and universities in the Philadelphia area (PhillySIDA) name an Academic All-Area team and a football Performer of the Year each season. In the 17 years of the Academic All-Area program, which started with the 2005-06 academic year, the football team has had a total of 60 selections to the Academic All-Area Team. In addition, the Wildcats have had five Performers of the Year.

NCAA PUBLIC RECOGNITION AWARD

■ 2004-05
■ 2005-06
■ 2006-07
■ 2007-08
■ 2008-09
■ 2014-15
■ 2015-16
■ 2016-17
■ 2017-18

ACADEMIC ALL-AMERICANS

■ David Graziano 1975, 1976
■ Ron Sency 1987
■ Rich Spugnardi 1987
■ Bob Brady 1988
■ Peter Lombardi 1988
■ Scott Rushton 1988
■ Kevin Martchek 1990
■ Tim Matas 1992
■ Gregg Ziegler 1994
■ Deon Jackson 1996
■ Raymond Ventrone 2003
■ Don Cherry 2014, 2015

CAA ACADEMIC EXCELLENCE AWARD

■ Villanova 2016-17
■ Villanova 2017-18
■ Villanova 2022-23
■ Villanova 2023-24

CAA SCHOLAR-ATHLETE OF THE YEAR

■ Matt Sherry 2007-08
■ Osayi Osunde 2009-10
■ Don Cherry 2014-15
■ Jake Prus 2015-16
■ Colin Gamroth 2021-22

ACADEMIC HONOR ROLL SELECTIONS*

■ 1988-89 5
■ 1989-90 9
■ 1990-91 6
■ 1992-93 4
■ 1993-94 8
■ 1994-95 14
■ 1995-96 7
■ 1996-97 6
■ 1997-98 1
■ 1998-99 7
■ 1999-00 4
■ 2000-01 5
■ 2001-02 5
■ 2002-03 13
■ 2003-04 10
■ 2004-05 9
■ 2005-06 10
■ 2006-07 9
■ 2007-08 11
■ 2008-09 7
■ 2009-10 7
■ 2010-11 8
■ 2011-12 12
■ 2012-13 11
■ 2013-14 16
■ 2014-15 20
■ 2015-16 42
■ 2016-17 42
■ 2017-18 46
■ 2018-19 (Fall) 41
■ 2018-19 (Spring) 38
■ 2019-20 (Fall) 45
■ 2019-20 (Spring) 52
■ 2020-21 (Fall) 43
■ 2020-21 (Spring) 51
■ 2021-22 (Fall) 55
■ 2021-22 (Spring) 48
■ 2022-23 (Fall) 62
■ 2022-23 (Spring) 63
■ 2023-24 (Fall) 59
■ 2023-24 (Spring) 57

* Criteria for this award has periodically changed over the years.

ACADEMIC ALL-AREA PERFORMERS OF THE YEAR

■ Brian Hulea 2005-06
■ Matt Sherry 2007-08
■ Osayi Osunde 2009-10
■ Chris Whitney 2010-11
■ Forrest Rhyne 2021-22

ACADEMIC ALL-AREA SELECTIONS

■ Brian Hulea 2005-06
■ Adam James 2005-06
■ Frank Jankowski 2005-06
■ Allyn Bacchus 2006-07
■ Idriz Bauta 2007-08
■ Osayi Osunde 2007-08
■ Matt Sherry 2007-08

■ Angelo Babbaro 2008-09
■ Idriz Bauta 2008-09
■ Osayi Osunde 2008-09
■ Chris Whitney 2008-09

■ Angelo Babbaro 2009-10
■ Osayi Osunde 2009-10
■ Chris Whitney 2009-10

■ Angelo Babbaro 2010-11
■ Chris Whitney 2010-11

■ Josh Bucci 2011-12
■ Craig James 2011-12
■ Nick Yako 2011-12

■ Josh Bucci 2012-13
■ Bill Vogel 2012-13

■ Don Cherry 2013-14
■ Kevin Gulyas 2013-14
■ Cameron McCurry 2013-14
■ Bill Vogel 2013-14

■ Don Cherry 2014-15
■ Kevin Gulyas 2014-15
■ Ross Hall 2014-15
■ Cameron McCurry 2014-15
■ Jake Prus 2014-15

■ Don Cherry 2015-16
■ Kevin Gulyas 2015-16
■ Tanoh Kpassagnon 2015-16
■ Jake Prus 2015-16

■ Ryan Bell 2016-17
■ Tanoh Kpassagnon 2016-17
■ Rob Rolle 2016-17

■ Matt Donoghue 2017-18
■ John Hinchin 2017-18
■ Ricky Young 2017-18

■ Keeling Hunter 2018-19
■ Drew Kresge 2018-19
■ Chucky Smith 2018-19
■ Jeff Steeb 2018-19

■ Colin Gamroth 2019-20
■ Paul Grattan 2019-20
■ Forrest Rhyne 2019-20
■ Chucky Smith 2019-20

■ Cole Bunce 2021-22
■ Justin Covington 2021-22
■ Malik Fisher 2021-22
■ Colin Gamroth 2021-22
■ Jaaron Hayek 2021-22
■ Forrest Rhyne 2021-22

■ Michael Corbi 2022-23
■ Jaaron Hayek 2022-23

■ Brendan Bell 2023-24
■ Michael Corbi 2023-24
■ Ty Trinh 2023-24
■ Connor Watkins 2023-24

VILLANOVA FOOTBALL GAME NOTES

VILLANOVA HEAD COACH MARK FERRANTE



Mark Ferrante enters his eighth season as the Thomas and Diane Treacy Endowed Football Head Coach in 2024 and is in his 38th year overall with the Wildcats including his time as head coach and 30 years prior as an assistant coach from 1987-2016. He has been a part of 264 victories and all 15 of the program's FCS playoff appearances during his Villanova tenure. Entering the 2024 season Ferrante has a career head coaching record of 47-29 (.618) which includes 30 regular season CAA Football wins, two league titles and three playoff appearances.

Under Ferrante's watch, the Wildcats have won a share of the CAA Football title and earned the league's automatic bid to the Division I Football Championship in two of the

last three seasons. He guided Villanova to its latest conference championship and postseason berth in 2023 when the team went 10-3 and reached the quarterfinal round of the playoffs. The season included three wins over nationally-ranked opponents and the Wildcats clinched their CAA title and automatic playoff bid with a dominant 35-7 win at No. 7 Delaware in the final game of the regular season. Despite being picked to finish seventh in the CAA and not appearing in the pre-season national rankings, Villanova emerged from the year as conference champions and finished the 2023 campaign ranked No. 6 in the final Stats Perform poll of the season.

There was plenty of recognition to go around for a Villanova team which excelled in every facet of the game a year ago. For the third time in the past five seasons the Wildcats had at least 10 players selected to the CAA Football All-Conference teams, led by offensive lineman Michael Corbi and wide receiver Rayjuon Pringle on the first team. Villanova had a dozen all-conference honorees overall, with players on the second team to go along with three third team choices and two honorable mention selections. Corbi went on to be named an All-American by Stats Perform and Phil Steele, while Pringle (Phil Steele) and cornerback Isas Waxter (FCS Football Central) also earned All-America recognition.

In his first seven seasons as head coach, Ferrante has seen the Wildcats win five CAA Football major awards and earn a total of 52 all-conference accolades. Three players under Ferrante's watch - Corbi, cornerback Christian Benford and linebacker Forrest Rhyne - have earned All-America honors from Stats Perform and/or the American Football Coaches Association. Benford and Rhyne were first team All-Americans in 2021. Ferrante is himself one of the CAA Football major award winners after earning his first Coach of the Year honor in 2021.

Villanova had a breakthrough 2021 season which included a conference title and a top-eight seed in the FCS playoffs. In addition to being named the CAA Football Coach of the Year, Ferrante was the 2021 winner of the AFCA FCS Region 1 Coach of the Year award. That honor made him a finalist for National Coach of the Year consideration and earned him recognition at the AFCA national convention following the season. Ferrante guided the Wildcats to a 10-3 record in 2021 and Villanova won a share of the CAA Football title while reaching the playoffs for the second time in his head coaching tenure (2019, 2021).

Ferrante's 2021 squad was the first Wildcats team in seven years to finish the season ranked in the top-10 of both FCS national polls. Villanova came in at No. 8 in the final Stats Perform and AFCS FCS Top 25 rankings while tallying their seventh season in program history with 10 or more victories. The team hosted two playoff games and achieved success by playing - and beating - some of the top FCS teams in the nation. Villanova's 10-3 record was punctuated by four victories over Top 25 opponents, including No. 3 James Madison, No. 18 Rhode Island, No. 21 Richmond and No. 24 Holy Cross. Ferrante led the Wildcats to a 7-1 record against a challenging CAA Football schedule to mark the fifth season since 1988 in which the team had no more than one loss in conference play.

Villanova's league championship teams in 2021 and 2023 featured several players who had an opportunity to continue their football careers beyond the collegiate ranks. Following the 2023 season, running back Jalen Jackson and offensive lineman Nick Torres signed free agent contracts with the Jacksonville Jaguars and the Kansas City Chiefs, respectively. Three other players - running back TD Ayo-Durojaiye (Chicago Bears/Kansas City Chiefs), linebacker Danny Abraham (Seattle Seahawks) and wide receiver Jaaron Hayek (Kansas City Chiefs) - were invited to attend NFL rookie mini camps.

FERRANTE YEAR BY YEAR

| AS HEAD COACH | | | |
|---------------|-----------|--------|------------|
| Year | School | Record | Conference |
| 2017 | Villanova | 5-6 | 3-5 |
| 2018 | Villanova | 5-6 | 2-6 |
| 2019 | Villanova | 9-4 | 5-3 |
| 2020 | Villanova | 2-2 | 2-2 |
| 2021 | Villanova | 10-3 | 7-1 |
| 2022 | Villanova | 6-5 | 4-4 |
| 2023 | Villanova | 10-3 | 7-1 |
| 2024 | Villanova | 9-3 | 6-2 |
| Total | 8 Seasons | 56-32 | 36-24 |

AS ASSISTANT COACH

| Year | School | Record | Postseason |
|------|--------------|--------|-------------------|
| 1983 | St. Lawrence | 5-3-1 | |
| 1984 | Wagner | 6-4 | |
| 1985 | Lafayette | 6-5 | |
| 1986 | Lafayette | 6-5 | |
| 1987 | Villanova | 6-4 | |
| 1988 | Villanova | 5-5-1 | |
| 1989 | Villanova | 8-4 | FCS First Round |
| 1990 | Villanova | 6-5 | |
| 1991 | Villanova | 10-2 | FCS First Round |
| 1992 | Villanova | 9-3 | FCS First Round |
| 1993 | Villanova | 3-8 | |
| 1994 | Villanova | 5-6 | |
| 1995 | Villanova | 3-8 | |
| 1996 | Villanova | 8-4 | FCS First Round |
| 1997 | Villanova | 12-1 | FCS Quarterfinals |
| 1998 | Villanova | 6-5 | |
| 1999 | Villanova | 7-4 | |
| 2000 | Villanova | 5-6 | |
| 2001 | Villanova | 8-3 | |
| 2002 | Villanova | 11-4 | FCS Semifinals |
| 2003 | Villanova | 7-4 | |
| 2004 | Villanova | 6-5 | |
| 2005 | Villanova | 4-7 | |
| 2006 | Villanova | 6-5 | |
| 2007 | Villanova | 7-4 | |
| 2008 | Villanova | 10-3 | FCS Quarterfinals |
| 2009 | Villanova | 14-1 | FCS Champions |
| 2010 | Villanova | 9-5 | FCS Semifinals |
| 2011 | Villanova | 2-9 | |
| 2012 | Villanova | 8-4 | FCS First Round |
| 2013 | Villanova | 6-5 | |
| 2014 | Villanova | 11-3 | FCS Quarterfinals |
| 2015 | Villanova | 6-5 | |
| 2016 | Villanova | 9-4 | FCS First Round |

FERRANTE RECORD BY OPPONENT

| Opponent | Record | Last Meeting |
|------------------------|--------|-----------------|
| Army West Point | 0-1 | 2022 (L, 10-49) |
| Bucknell | 3-0 | 2021 (W, 55-3) |
| Colgate | 3-0 | 2024 (W, 28-3) |
| Delaware | 7-1 | 2024 (W, 38-28) |
| Eastern Kentucky | 0-0 | 2024 (-) |
| Elon | 2-1 | 2023 (W, 21-0) |
| Hampton | 2-0 | 2024 (W, 20-14) |
| Holy Cross | 1-0 | 2021 (W, 21-16) |
| James Madison | 1-3 | 2021 (W, 28-27) |
| Lafayette | 1-0 | 2017 (W, 59-0) |
| Lehigh | 6-0 | 2023 (W, 38-10) |
| LIU | 3-0 | 2024 (W, 24-10) |
| Maine | 4-2 | 2024 (L, 7-35) |
| Maryland | 0-1 | 2024 (L, 20-38) |
| Monmouth | 0-2 | 2024 (L, 33-40) |
| New Hampshire | 2-2 | 2024 (W, 14-6) |
| North Carolina A&T | 2-0 | 2024 (W, 31-3) |
| Penn State | 0-1 | 2021 (L, 17-38) |
| Rhode Island | 2-2 | 2023 (W, 35-9) |
| Richmond | 3-2 | 2022 (L, 10-20) |
| South Dakota State | 0-2 | 2023 (L, 12-23) |
| Southeastern Louisiana | 0-1 | 2019 (L, 44-45) |
| Stony Brook | 4-2 | 2024 (W, 42-24) |
| Temple | 1-1 | 2018 (W, 19-17) |
| Towson | 4-2 | 2024 (W, 14-13) |
| UAlbany | 2-2 | 2023 (L, 10-31) |
| UCF | 0-1 | 2023 (L, 14-48) |
| William & Mary | 1-3 | 2022 (L, 12-45) |
| Youngstown State | 2-0 | 2024 (W, 24-17) |

VILLANOVA FOOTBALL GAME NOTES

MARK FERRANTE / VILLANOVA COACHING STAFF

Ferrante coached 11 players on the 2021 team who had professional opportunities, led by Christian Benford who was a sixth round draft pick of the Buffalo Bills and has since gone on to have a successful NFL career in Buffalo. In addition, 2021 CAA Football Defensive Player of the Year and first team All-American Forrest Rhyne signed a free agent contract and played in the NFL with the Indianapolis Colts. Cornerback Denzel Williams signed a free agent contract with the Baltimore Ravens.

One of the theme's of Ferrante's head coaching tenure has been his ability to keep his teams largely intact throughout the COVID pandemic and the changing landscape of college sports. Villanova began the 2021 season with 75 out of 85 players returning from the previous Spring, while the members of the 2023 team had combined to play in more than 1,000 college football games even before the season started. Experience wins, and Nova Nation has taken notice. Villanova's average attendance for five regular season home games in 2021 was its highest mark since 2013 and represented a 23 percent increase from 2019 prior to the pandemic. The increased attendance included the Wildcats first home sellout crowd since 2015 during the 2021 Family Weekend game against Richmond.

Ferrante has continually stressed the importance of his student-athletes coming to Villanova for a complete collegiate experience which includes excellence in their academic pursuits. In his first seven years as head coach, the Wildcats have been the winner of the CAA Football Team Academic Excellence Award three times. The award is presented to the team with the highest GPA in the conference each academic year and Villanova has been a repeat winner of the honor for both the 2022-23 and 2023-24 academic years.

The football program has set and tied its highest overall NCAA Graduation Success Rate (GSR) with a mark of 96 percent in each of the past two years. The most recent NCAA GSR data was released in December 2023 and the Wildcats had the highest score among CAA Football teams in both the NCAA metric and the federal rate calculation (93 percent). Additionally, new NCAA Academic Progress Rate (APR) data was released in June 2024 and Villanova's multi-year score of 982 was tied for second among CAA schools.

While winning the CAA Football title in 2023, the Wildcats had 59 student-athletes selected to the CAA Football Commissioner's Academic Honor Roll during the Fall semester and another 56 honorees for the Spring 2024 grading period.

Three student-athletes during the academic year were recognized as High Honors with Distinction for having a perfect 4.0 semester GPA: Nathan Fondacaro achieved this distinction in the Fall, while Tim Brown and Jake Picard did the same in the Spring. Villanova has had more than 650 selections to the CAA Football Commissioner's Academic Honor Roll during Ferrante's head coaching tenure and has had more than 550 selections to the Athletic Director's Honor Roll which is announced each semester for student-athletes who post a GPA of 3.2 or higher during the grading period.

In addition to Benford being an NFL Draft pick and the aforementioned NFL free agent contracts signed by Jackson, Torres, Rhyne and Williams, six players signed free agent contracts earlier in Ferrante's head coaching tenure. The list includes offensive tackle Brandon Hitner (LA Rams); safety Rob Rolle (Miami Dolphins); offensive lineman Ethan Greenidge (New Orleans Saints); defensive back Trey Johnson (Pittsburgh Steelers); defensive back Malik Reaves (Kansas City Chiefs); and linebacker Ed Shockley (Dallas Cowboys).

Ferrante leads one of the nation's elite FCS programs after playing an instrumental role in the Wildcats rise to national prominence. He has been a part of the coaching staff for all 15 of Villanova's appearances in the FCS playoffs, including the 2009 national championship season and a 2010 semifinal appearance while serving as the Assistant Head Coach on Andy Talley's staff. Ferrante has been a part of Villanova teams that have won eight CAA titles, three Lambert Meadows Cups and three ECAC Team of the Year awards.

Ferrante's success during his years as an assistant coach were recognized by others outside the Villanova program. At the end of the 2015 season he was named the FCS Assistant Coach of the Year by the American Football Coaches Association (AFCA). This award was first presented in 1997 and was created to honor assistant coaches who excel in community service, commitment to student-athletes and on-field coaching success.


Ferrante was a standout collegiate performer in his own right prior to joining the football coaching ranks. He was the quarterback for Andy Talley at St. Lawrence where he was named the 1982 Division III Player of the Year to go along with first team All-East honors. Ferrante directed the offense for a St. Lawrence team that went 10-1 during the 1982 season and reached the national semifinals in the playoffs.



Mark Ferrante
Head Coach



Chris Boden
Offensive Coordinator
Quarterbacks



Ross Penny Packer
Defensive Coordinator
Defensive Line



Sean Devine
Offensive Run Game Coord.
Offensive Line



David Riede
Recruiting Coordinator
Linebackers



Nate Pagan
Wide Receivers




Matt Colangelo
Special Teams Coord.
Safeties




Josh Fletcher
Running Backs



Dustin Johnson
Cornerbacks



Lachlan Kline
Offensive Assistant
Tight Ends



Ricky Venuto
Defensive Assistant



TJ Landis
Coord. of Video Ops. &
Administrative Services



Tyler Waite
Athletic Trainer



Mike Tucker
Strength & Conditioning

VILLANOVA FOOTBALL GAME NOTES

NUMERICAL ROSTER

| No. | Name | Pos. | Cl. | Ht. | Wt. | Hometown | No. | Name | Pos. | Cl. | Ht. | Wt. | Hometown |
|-----|-------------------|------|-------|------|-----|--------------------------|-----|---------------------|------|-------|------|-----|-------------------------|
| 0 | Isas Waxter | DB | Gr. | 6-2 | 215 | Newark, N.J. | 41 | Garrett Rogan | DB | Jr. | 6-3 | 200 | Mercer Island, Wash. |
| 1 | Jon Wyatt | DB | So. | 6-2 | 200 | Somerset, N.J. | 42 | Timmy Furgeson | LB | Gr. | 6-2 | 225 | Gaithersburg, Md. |
| 2 | Eli Smith | RB | Jr. | 6-0 | 215 | Houston, Texas | 43 | Nino Betances | DB | Jr. | 5-10 | 190 | Brooklyn, N.Y. |
| 3 | Tanner Maddocks | QB | So. | 6-1 | 210 | Reading, Pa. | 44 | Richie Kimmel | LB | Sr. | 6-1 | 235 | Holmes, Pa. |
| 3 | Josh Oluremi | DB | So. | 6-3 | 205 | Avenel, N.J. | 45 | Ethan Gettman | PK | Gr. | 6-4 | 205 | Daytona Beach, Fla. |
| 4 | Jalen Goodman | DB | Gr. | 6-0 | 205 | Narberth, Pa. | 48 | Ralee Stephens | WR | Fr. | 5-9 | 165 | Asbury, N.J. |
| 4 | Connor Watkins | QB | Gr. | 6-3 | 225 | Williamsport, Pa. | 50 | AJ Koukou | DL | Fr. | 6-1 | 275 | Havertown, Pa. |
| 5 | Jaylan Sanchez | WR | Jr. | 6-0 | 200 | North Bergen, N.J. | 51 | Dale Law | LB | Jr. | 6-1 | 225 | West Chester, Pa. |
| 6 | Nate Hill | WR | So. | 6-3 | 210 | Dallas, Texas | 52 | Chandon Pierre | DL | Gr. | 6-2 | 285 | Reno, Nev. |
| 7 | Tyrell Mims | DB | Gr. | 5-10 | 195 | Philadelphia, Pa. | 54 | Thomas Colello | LS | Fr. | 5-11 | 190 | North Caldwell, N.J. |
| 8 | Michael Benincasa | QB | So. | 6-1 | 215 | Ardmore, Pa. | 55 | Mike Kennedy | DL | So. | 6-1 | 290 | Greenville, S.C. |
| 8 | Kaleb Moody | DB | Gr. | 5-10 | 205 | North Andover, Mass. | 56 | Christian Caballero | LB | R-Fr. | 6-2 | 225 | Niceville, Fla. |
| 8 | James Mott | QB | Gr. | 6-0 | 195 | Laguna Beach, Calif. | 61 | Dan McManus | OL | Jr. | 6-4 | 285 | Havertown, Pa. |
| 9 | Antonio Johnson | TE | Jr. | 6-4 | 250 | Fort Lauderdale, Fla. | 62 | RJ Reyes | OL | R-Fr. | 6-5 | 295 | Weston, Fla. |
| 9 | Ty Trinh | DB | Gr. | 6-0 | 205 | Owings Mills, Md. | 63 | Quin Whalen | OL | Jr. | 6-4 | 290 | Chalfont, Pa. |
| 10 | JR Strauss | LB | So. | 6-3 | 225 | Reading, Pa. | 65 | Ian Erickson | OL | Jr. | 6-6 | 315 | Atlanta, Ga. |
| 11 | Jordan Nelson | LB | Sr. | 6-2 | 230 | Palmerton, Pa. | 66 | Tyler Langin | DL | So. | 6-3 | 270 | Houston, Texas |
| 12 | Colin Kennedy | LB | Jr. | 6-2 | 225 | Fair Haven, N.J. | 67 | Kyle Fay | OL | R-Fr. | 6-6 | 300 | Cranford, N.J. |
| 13 | Ethan Carr | WR | Jr. | 6-2 | 205 | Harrison City, Pa. | 69 | Jake Picard | OL | Sr. | 6-4 | 310 | Hope, R.I. |
| 14 | Dylan Mills | QB | Fr. | 6-2 | 210 | Dana Point, Calif. | 70 | Dhamir Wesley | OL | Fr. | 6-5 | 280 | Millersville, Pa. |
| 14 | Robert Russo | QB | So. | 6-3 | 225 | Millsboro, Del. | 73 | Gilbert Deglau | OL | Gr. | 6-5 | 295 | Richmond, Va. |
| 15 | Kenyon Miles | WR | So. | 6-2 | 195 | Huntington Station, N.Y. | 74 | Temí Ajirotutu | OL | Gr. | 6-5 | 320 | Queens, N.Y. |
| 16 | Lucas Kopecky | WR | Gr. | 6-3 | 200 | Rocky Hill, N.J. | 75 | Stephane Voltaire | OL | Jr. | 6-5 | 320 | Randolph, Mass. |
| 16 | Jack Ryder | QB | Jr. | 6-2 | 205 | Media, Pa. | 76 | Chris McCullers | OL | R-Fr. | 6-3 | 315 | Round Hill, Va. |
| 17 | Irene Ngabonziza | WR | Jr. | 5-9 | 190 | Fort Worth, Texas | 78 | Tommy Broderick | OL | R-Fr. | 6-5 | 305 | Alpharetta, Ga. |
| 18 | Julian Glantz | RB | Jr. | 6-1 | 220 | Scarsdale, N.Y. | 79 | Ryan Cregan | OL | Fr. | 6-6 | 290 | Morristown, N.J. |
| 19 | Chris Dobrydney | WR | Jr. | 5-10 | 185 | Fairfax, Va. | 80 | Chris Colby | WR | Fr. | 6-3 | 210 | Rowley, Mass. |
| 20 | Isaiah Ragland | RB | R-Fr. | 5-9 | 215 | Alexandria, Va. | 81 | Brandon Binkowski | WR | Fr. | 6-3 | 205 | Haymarket, Va. |
| 21 | Jayvont Williams | DB | R-Fr. | 6-1 | 200 | Fort Worth, Texas | 82 | Ryan Kennedy | WR | So. | 5-11 | 195 | Cleveland Heights, Ohio |
| 22 | Devin Smith | WR | Gr. | 5-10 | 185 | Durham, N.C. | 83 | Luke Daly | WR | Jr. | 6-1 | 195 | Rye, N.Y. |
| 23 | Jamie Tyson | DB | Fr. | 6-2 | 185 | Somers Point, N.J. | 84 | Daniel Lopes | WR | Jr. | 6-2 | 200 | Cheshire, Conn. |
| 24 | David Avit | RB | Fr. | 6-0 | 220 | Potomac, Md. | 85 | Nolan Clayton | TE | R-Fr. | 6-5 | 245 | King of Prussia, Pa. |
| 25 | Christian Sapp | DB | Jr. | 6-0 | 195 | East Stroudsburg, Pa. | 86 | Sean Brodnik | TE | Fr. | 6-3 | 220 | Ardmore, Pa. |
| 26 | Isaiah Wright | RB | Jr. | 5-8 | 205 | Douglassville, Pa. | 87 | Ryan Sorge | WR | So. | 6-3 | 210 | Warrington, Pa. |
| 27 | Anthony Hawkins | DB | Fr. | 6-3 | 190 | Arnold, Md. | 88 | Carmen Ostroski | TE | Gr. | 6-4 | 230 | Blue Bell, Pa. |
| 28 | Brendan Bell | LB | Gr. | 6-2 | 230 | Basking Ridge, N.J. | 89 | James Welde | TE | Sr. | 6-4 | 250 | Havertown, Pa. |
| 30 | Ja'briel Mace | RB | R-Fr. | 5-9 | 180 | Somers Point, N.J. | 90 | Sebastian Smith | PK | Jr. | 5-10 | 195 | Bellingham, Wash. |
| 31 | Shane Hartzell | LB | Jr. | 6-0 | 230 | Perkasie, Pa. | 91 | Ayden Howard | DL | Sr. | 6-2 | 295 | McKinney, Texas |
| 32 | Omari Bursey | LB | Fr. | 6-0 | 220 | Broomfield, Colo. | 92 | Nigel McSween | DL | R-Fr. | 6-4 | 255 | Newark, N.J. |
| 33 | Turner Inge | LB | So. | 6-1 | 220 | Williamstown, N.J. | 93 | Capri Martin | DL | So. | 6-2 | 260 | Harlem, N.Y. |
| 34 | Ethan Potter | DB | Gr. | 5-11 | 205 | Chesapeake City, Md. | 94 | Ivan Murray | DL | R-Fr. | 6-3 | 290 | Paulsboro, N.J. |
| 35 | Langston White | LB | Fr. | 6-2 | 210 | Bristow, Va. | 96 | Ugo Nwotite | DL | Fr. | 6-5 | 215 | Linwood, N.J. |
| 36 | Damill Bostic | CB | Fr. | 6-0 | 175 | Hyattsville, Md. | 97 | Daniel Mueller | P | So. | 5-10 | 190 | Ephrata, Pa. |
| 37 | Zahmir Dawud | DB | R-Fr. | 6-0 | 185 | North Brunswick, N.J. | 97 | Chuck Smith | DL | Gr. | 6-3 | 280 | Suwanee, Ga. |
| 38 | Newton Essiem | DB | Fr. | 5-11 | 175 | Frederick, Md. | 98 | Obinna Nwobodo | DL | Sr. | 6-3 | 295 | Wilmington, Del. |
| 39 | Luke Myers | PK | Fr. | 5-10 | 165 | Breinigsville, Pa. | 99 | Ratu Delano Navoti | DL | Fr. | 6-3 | 265 | Brooklyn, N.Y. |
| 40 | Jason Hall | LB | R-Fr. | 6-2 | 225 | Fall River, Mass. | | | | | | | |

PRONUNCIATION GUIDE

| | | | | | |
|----|------------------|--------------------------|----|--------------------|-----------------------------|
| 0 | Isas Waxter | ice-iss (goes by ice) | 52 | Chandon Pierre | CHAN-don |
| 5 | Jaylan Sanchez | jalen | 69 | Jake Picard | pa-card |
| 9 | Ty Trinh | trinn | 73 | Gilbert Deglau | del-lau (rhymes with wow) |
| 12 | Tanner Maddocks | mad-ocks | 74 | Temí Ajirotutu | tem-ee ah-joro-too-too |
| 16 | Lucas Kopecky | ko-peck-ee | 75 | Stephane Voltaire | ste-fon vole-tare |
| 17 | Irene Ngabonziza | i-ruh-nay gob-on-zee-zuh | 79 | Ryan Cregan | cree-ginn |
| 19 | Chris Dobrydney | da-brid-nee | 83 | Luke Daly | daily |
| 24 | David Avit | Av-it | 87 | Ryan Sorge | sorj (rhymes with George) |
| 30 | Ja'briel Mace | ja-breel | 89 | James Welde | well-D |
| 32 | Omari Bursey | bur-see | 93 | Capri Martin | ka-pree |
| 37 | Zahmir Dawud | da-wood | 96 | Ugo Nwotite | ooh-go wo-tee-tay |
| 48 | Ralee Stephens | rally | 98 | Obinna Nwobodo | o-binn-uh wa-BO-doe |
| 50 | AJ Koukou | koo-koo | 99 | Ratu Delano Navoti | rah-too de-lon-oh na-va-tee |

VILLANOVA FOOTBALL GAME NOTES

OFFENSIVE DEPTH CHART

| Pos. | No. | Name | Cl. | Ht. | Wt. | Hometown | Pronunciation |
|------|-----|-------------------|-------|------|-----|--------------------|---------------------------|
| QB | 4 | Connor Watkins | 6th | 6-3 | 225 | Williamsport, Pa. | |
| | 3 | Tanner Maddocks | So. | 6-1 | 210 | Reading, Pa. | mad-ocks |
| RB | 24 | David Avit | Fr. | 6-0 | 220 | Potomac, Md. | Av-it |
| | 20 | Isaiah Ragland | R-Fr. | 5-9 | 215 | Alexandria, Va. | |
| WR | 22 | Devin Smith | 5th | 5-10 | 185 | Durham, N.C. | |
| | 84 | Daniel Lopes | Jr. | 6-2 | 200 | Cheshire, Conn. | |
| WR | 16 | Lucas Kopecky | Gr. | 6-3 | 200 | Rocky Hill, N.J. | ko-peck-ee |
| | 83 | Luke Daly | Jr. | 6-1 | 195 | Rye, N.Y. | daily |
| WR | 5 | Jaylan Sanchez | Jr. | 6-0 | 200 | North Bergen, N.J. | jalen |
| | 80 | Chris Colby | Fr. | 6-3 | 210 | Rowley, Mass. | |
| TE | 89 | James Welde | Sr. | 6-4 | 250 | Havertown, Pa. | well-D |
| | 40 | Jason Hall | R-Fr. | 6-2 | 225 | Fall River, Mass. | |
| RT | 79 | Ryan Cregan | Fr. | 6-6 | 290 | Morristown, N.J. | cree-ginn |
| | 67 | Kyle Fay | R-Fr. | 6-6 | 300 | Cranford, N.J. | |
| LT | 75 | Stephane Voltaire | Jr. | 6-5 | 320 | Marion, Mass. | ste-fon vole-tare |
| | 67 | Kyle Fay | R-Fr. | 6-6 | 300 | Cranford, N.J. | |
| C | 69 | Jake Picard | Sr. | 6-4 | 310 | Hope, R.I. | pa-card |
| | 73 | Gilbert Deglau | 5th | 6-5 | 295 | Richmond, Va. | deg-lau (rhymes with wow) |
| RG | 76 | Chris McCullers | R-Fr. | 6-3 | 315 | Round Hill, Va. | |
| | 73 | Gilbert Deglau | 5th | 6-5 | 295 | Richmond, Va. | deg-lau (rhymes with wow) |
| LG | 78 | Tommy Broderick | R-Fr. | 6-5 | 305 | Alpharetta, Ga. | |
| | 73 | Gilbert Deglau | 5th | 6-5 | 295 | Richmond, Va. | deg-lau (rhymes with wow) |

DEFENSIVE DEPTH CHART

| Pos. | No. | Name | Elig. | Ht. | Wt. | Hometown | Pronunciation |
|------|-----|------------------|-------|------|-----|-----------------------|-----------------------|
| DE | 91 | Ayden Howard | Sr. | 6-2 | 295 | McKinney, Texas | |
| | 92 | Nigel McSween | R-Fr. | 6-4 | 255 | Newark, N.J. | |
| DT | 98 | Obinna Nwobodo | Sr. | 6-3 | 295 | Wilmington, Del. | o-binn-uh / wa-BO-doe |
| | 52 | Chandon Pierre | 6th | 6-2 | 285 | Reno, Nev. | CHAN-don |
| DE | 93 | Capri Martin | So. | 6-2 | 260 | Harlem, N.Y. | ka-pree |
| | 97 | Chuck Smith | 5th | 6-3 | 280 | Suwanee, Ga. | |
| LB | 31 | Shane Hartzell | Jr. | 6-0 | 230 | Perkasie, Pa. | |
| | 33 | Turner Inge | So. | 6-1 | 220 | Williamstown, N.J. | |
| LB | 44 | Richie Kimmel | Sr. | 6-1 | 235 | Holmes, Pa. | |
| | 10 | JR Strauss | So. | 6-3 | 225 | Reading, Pa. | |
| LB | 28 | Brendan Bell | 5th | 6-2 | 230 | Basking Ridge, N.J. | |
| | 11 | Jordan Nelson | Sr. | 6-2 | 230 | Palmerton, Pa. | |
| CB | 7 | Tyrell Mims | 5th | 5-10 | 195 | Philadelphia, Pa. | |
| | 37 | Zahmir Dawud | R-Fr. | 6-0 | 185 | North Brunswick, N.J. | da-woood |
| CB | 0 | Isas Waxter | 5th | 6-2 | 215 | Newark, N.J. | ice-iss (goes by ice) |
| | 38 | Newton Essiem | Fr. | 5-11 | 175 | Frederick, Md. | |
| FS | 4 | Jalen Goodman | 6th | 6-0 | 205 | Narberth, Pa. | |
| | 8 | Kaleb Moody | 5th | 5-10 | 205 | North Andover, Mass. | |
| WS | 34 | Ethan Potter | 5th | 5-11 | 205 | Chesapeake City, Md. | |
| | 25 | Christian Sapp | Jr. | 6-0 | 195 | East Stroudsburg, Pa. | |
| SS | 9 | Ty Trinh | 5th | 6-0 | 205 | Owings Mills, Md. | trinn |
| | 21 | Jayvont Williams | R-Fr. | 6-1 | 200 | Fort Worth, Texas | |

SPECIAL TEAMS DEPTH CHART

| | | | | | | | |
|----|----|-----------------|-----|------|-----|----------------------|----------|
| PK | 45 | Ethan Gettman | 5th | 6-4 | 205 | Daytona Beach, Fla. | |
| | 39 | Luke Myers | Fr. | 5-10 | 165 | Breinigsville, Pa. | |
| KO | 45 | Ethan Gettman | 5th | 6-4 | 205 | Daytona Beach, Fla. | |
| | 45 | Ethan Gettman | 5th | 6-4 | 205 | Daytona Beach, Fla. | |
| P | 97 | Daniel Mueller | So. | 5-10 | 190 | Ephrata, Pa. | |
| | 16 | Jack Ryder | Jr. | 6-2 | 205 | Media, Pa. | |
| LS | 42 | Timmy Furgeson | Gr. | 6-2 | 225 | Gaithersburg, Md. | |
| | 54 | Thomas Colello | Fr. | 5-11 | 190 | North Caldwell, N.J. | |
| KR | 30 | Ja'briel Mace | So. | 5-9 | 180 | Somers Point, N.J. | ja-breel |
| | 34 | Ethan Potter | 5th | 5-11 | 205 | Chesapeake City, Md. | |
| PR | 3 | Tanner Maddocks | So. | 6-1 | 210 | Reading, Pa. | mad-ocks |
| | 22 | Devin Smith | 5th | 5-10 | 185 | Durham, N.C. | |

CAREER PARTICIPATION

| # | Name | GP-GS |
|----|-------------------------|-------|
| 0 | Isas Waxter, DB | 45-28 |
| 1 | Jon Wyatt, DB | 15-1 |
| 2 | Eli Smith, RB | 11-0 |
| 3 | Tanner Maddocks, QB | 14-0 |
| 3 | Josh Oluremi, DB | 11-0 |
| 4 | Connor Watkins, QB | 47-36 |
| 4 | Jalen Goodman, DB | 53-48 |
| 5 | Jaylan Sanchez, WR | 35-28 |
| 6 | Nate Hill, WR | 11-0 |
| 7 | Tyrell Mims, DB | 50-21 |
| 8 | James Mott, QB | 3-0 |
| 8 | Michael Benincasa, QB | 2-0 |
| 8 | Kaleb Moody, DB | 34-10 |
| 9 | Ty Trinh, DB | 51-43 |
| 9 | Antonio Johnson, TE | 20-9 |
| 10 | JR Strauss, LB | 26-0 |
| 11 | Jordan Nelson, LB | 35-0 |
| 12 | Colin Kennedy, LB | 11-0 |
| 13 | Ethan Carr, WR | 2-0 |
| 14 | Robert Russo, QB | 0-0 |
| 14 | Dylan Mills, QB | 0-0 |
| 15 | Kenyon Miles, WR | 17-7 |
| 16 | Jack Ryder, QB | 12-0 |
| 16 | Lucas Kopecky, WR | 9-5 |
| 17 | Irene Ngabonziza, WR | 2-0 |
| 18 | Julian Glantz, RB | 22-0 |
| 19 | Chris Dobrydney, WR | 14-0 |
| 20 | Isaiah Ragland, RB | 14-5 |
| 21 | Jayvont Williams, DB | 13-0 |
| 22 | Devin Smith, WR | 45-37 |
| 23 | Jamie Tyson, DB | 4-0 |
| 24 | David Avit, RB | 12-5 |
| 25 | Christian Sapp | 32-5 |
| 26 | Isaiah Wright, RB | 14-0 |
| 27 | Anthony Hawkins, DB | 3-0 |
| 28 | Brendan Bell, LB | 49-33 |
| 30 | Ja'briel Mace, RB | 15-2 |
| 31 | Shane Hartzell, LB | 39-35 |
| 32 | Omari Bursey, LB | 4-0 |
| 33 | Turner, Inge, LB | 25-2 |
| 34 | Ethan Potter, DB | 51-28 |
| 35 | Langston White, LB | 0-0 |
| 36 | Damill Bostic, CB | 2-0 |
| 37 | Zahmir Dawud, DB | 15-2 |
| 38 | Newton Essiem, DB | 10-0 |
| 39 | Luke Myers, PK | 0-0 |
| 40 | Jason Hall, LB | 16-0 |
| 41 | Garrett Rogan, DB | 12-0 |
| 42 | Timmy Furgeson, LB | 45-4 |
| 43 | Nino Betances, DB | 0-0 |
| 44 | Richie Kimmel, LB | 37-11 |
| 45 | Ethan Gettman, PK | 46-0 |
| 48 | Ralee Stephens, WR | 0-0 |
| 50 | AJ Koukou, DL | 0-0 |
| 51 | Dale Law, LB | 2-0 |
| 52 | Chandon Pierre, DL | 41-5 |
| 54 | Thomas Colello, LS | 0-0 |
| 55 | Mike Kennedy, DL | 17-0 |
| 56 | Christian Caballero, LB | 13-0 |
| 61 | Dan McManus, OL | 6-0 |
| 62 | RJ Reyes, OL | 0-0 |
| 63 | Quin Whalen, OL | 16-0 |
| 65 | Ian Erickson, OL | 23-0 |
| 66 | Tyler Langin, DL | 3-0 |
| 67 | Kyle Fay, OL | 13-8 |
| 69 | Jake Picard, OL | 38-32 |
| 70 | Dhamir Wesley, OL | 1-0 |
| 73 | Gilbert Deglau, OL | 35-22 |
| 74 | Temi Ajirotutu, OL | 37-31 |
| 75 | Stephane Voltaire, OL | 36-28 |
| 76 | Chris McCullers, OL | 16-12 |
| 78 | Tommy Broderick, OL | 13-8 |
| 79 | Ryan Cregan, OL | 7-4 |
| 80 | Chris Colby, WR | 9-0 |
| 81 | Brandon Binkowski, WR | 0-0 |
| 82 | Ryan Kennedy, WR | 0-0 |
| 83 | Luke Daly, WR | 24-0 |
| 84 | Daniel Lopes, WR | 31-7 |
| 85 | Nolan Clayton, TE | 11-7 |
| 86 | Sean Brodnik, TE | 0-0 |
| 87 | Ryan Sorge, WR | 0-0 |
| 88 | Carmen Ostroski, TE | 1-0 |
| 89 | James Welde, TE | 25-1 |
| 90 | Sebastian Smith, K | 0-0 |
| 91 | Ayden Howard, DL | 38-8 |
| 92 | Nigel McSween, DL | 13-0 |
| 93 | Capri Martin, DL | 23-11 |
| 94 | Ivan Murray, DL | 7-0 |
| 96 | Ugo Nwotite, DL | 3-0 |
| 97 | Chuck Smith, DL | 45-32 |
| 97 | Daniel Mueller, P | 1-0 |
| 98 | Obinna Nwobodo, DL | 28-12 |
| 99 | Ratu Delano Navoti, DL | 0-0 |

VILLANOVA FOOTBALL GAME NOTES

EASTERN KENTUCKY OFFENSE

| Pos. | No. | Name | Cl. | Ht. | Wt. |
|------|-----|--------------------|-------|------|-----|
| QB | 4 | Matt Morrissey | Gr. | 6-4 | 229 |
| | 2 | Cam Hergott | R-So. | 6-3 | 206 |
| RB | 8 | Joshua Carter | R-Sr. | 5-9 | 207 |
| | 14 | Brayden Latham | So. | 5-11 | 202 |
| TE | 89 | Caeleb Schlachter | R-So. | 6-3 | 226 |
| | 43 | Zach Russell | R-Jr. | 6-4 | 267 |
| WR | 82 | Jayden West | R-Fr. | 6-3 | 183 |
| | 17 | Bryant Johnson Jr. | R-Jr. | 6-2 | 179 |
| WR | 83 | Marcus Calwise Jr. | Fr. | 5-10 | 185 |
| | 19 | Dequan Stanley | R-Jr. | 5-10 | 174 |
| WR | 6 | Ron Vann Jr. | R-Jr. | 6-2 | 167 |
| | 16 | Jackson House | R-Fr. | 6-0 | 185 |
| LT | 74 | Payton Collins | Gr. | 6-7 | 301 |
| | 67 | Kyler Edwards | R-Sr. | 6-6 | 306 |
| LG | 50 | Liam Coppinger | R-Jr. | 6-4 | 298 |
| | 58 | Isaiah Bunn | R-Jr. | 6-3 | 292 |
| C | 62 | John Stone | Sr. | 6-3 | 300 |
| | 60 | Anthony Johns | R-So. | 6-2 | 314 |
| RG | 55 | Tyrell Green | Fr. | 6-5 | 355 |
| | 71 | O'Brien Jackson | R-Jr. | 6-4 | 295 |
| RT | 70 | Vincent Munlin Jr. | Sr. | 6-6 | 299 |
| | 72 | Fred Hinton | Fr. | 6-5 | 290 |

EASTERN KENTUCKY SPECIALISTS

| Pos. | No. | Name | Cl. | Ht. | Wt. |
|------|-----|--------------------|-------|------|-----|
| P | 49 | Jacob Baker | R-Fr. | 6-2 | 213 |
| | 46 | Patrick Nations | R-Sr. | 6-0 | 202 |
| FG | 46 | Patrick Nations | R-Sr. | 6-0 | 202 |
| | 41 | Devin Orr | Fr. | 6-0 | 195 |
| KO | 46 | Patrick Nations | R-Sr. | 6-0 | 202 |
| | 41 | Devin Orr | Fr. | 6-0 | 195 |
| LS | 69 | Jonathan Duff | Sr. | 6-0 | 209 |
| | 45 | Quaid Luginbill | Fr. | 6-0 | 215 |
| H | 2 | Cam Hergott | R-So. | 6-3 | 206 |
| | 16 | Jackson House | R-Fr. | 6-0 | 185 |
| PR | 23 | Jalen Montgomery | R-Jr. | 5-9 | 166 |
| | 83 | Marcus Calwise Jr. | Fr. | 5-10 | 185 |
| KR | 14 | Brayden Latham | So. | 5-11 | 202 |
| | 23 | Jalen Montgomery | R-Jr. | 5-9 | 166 |

EASTERN KENTUCKY DEFENSE

| Pos. | No. | Name | Cl. | Ht. | Wt. |
|------|-----|------------------|-------|------|-----|
| DE | 4 | Jeremiah Bailey | R-So. | 6-3 | 268 |
| | 93 | Brad Gurley | R-So. | 6-4 | 275 |
| NT | 97 | Ryan Jackson | Sr. | 6-2 | 299 |
| | 0 | Marvion Field | Gr. | 6-3 | 275 |
| DE | 3 | Darrian Baker | Sr. | 6-4 | 274 |
| | 99 | Gabe Fletcher | R-Jr. | 6-4 | 264 |
| OLB | 22 | Frank Lee IV | R-Sr. | 6-2 | 239 |
| | 7 | Gabe Stephens | R-Jr. | 6-4 | 219 |
| LB | 39 | Braden Sullivan | So. | 6-2 | 228 |
| | 48 | Kaden Smith | Fr. | 6-2 | 219 |
| LB | 11 | Maddox Marcellus | So. | 6-3 | 225 |
| | 35 | Brody Wells | R-Fr. | 6-1 | 216 |
| OLB | 1 | Cam Junior | R-Jr. | 6-2 | 216 |
| | 47 | Jacquez McGowan | Jr. | 6-1 | 192 |
| CB | 13 | Jordan Thomas | R-Jr. | 6-0 | 181 |
| | 34 | DJ Galva | Fr. | 6- | 165 |
| S | 2 | Mike Smith Jr. | Sr. | 6-1 | 206 |
| | 30 | Jeffrey Kinley | R-So. | 6-0 | 192 |
| S | 9 | Jaheim Ward | R-Jr. | 6-2 | 186 |
| | 10 | Moses Sarweh | Jr. | 6-1 | 199 |
| CB | 6 | Vito Tisdale | R-Jr. | 5-11 | 175 |
| | 26 | Tre' Goodin | Sr. | 5-10 | 158 |

EASTERN KENTUCKY COACHING STAFF

| | |
|---------------------------|---------------------------------------------|
| Walt Wells | Brady Keeran |
| Head Coach | Tight Ends Coach |
| Jake Johnson | Eric Ravellette |
| Defensive Coordinator | Offensive Line Coach |
| Inside Linebackers Coach | KJ Dillon |
| Andy Richman | Assistant Defensive Backs Coach |
| Offensive Coordinator | Isaac McClain |
| Running Backs Coach | Assistant Offensive Line Coach |
| Caleb Cox | Macho Arza |
| Wide Receivers Coach | Assistant Running Backs Coach |
| Recruiting Coordinator | Josh McClurg |
| Derek Day | Assistant Inside Linebackers Coach |
| Outside Linebackers Coach | Matthew Amburgey |
| Special Teams Coordinator | Assistant Specialist Coach |
| Mike Dietzel | Jalen Burbage |
| Assistant Head Coach | Assistant Wide Receivers Coach |
| Nickels Coach | Jeff Griffith |
| Maxwell Smith | Chief of Staff |
| Quarterbacks Coach | Daniel Berezowitz |
| Rashad Watson | Director of Football Operations |
| Defensive Secondary Coach | Jax Egan |
| Eric Mathies | Director of Player Personnel and Recruiting |
| Defensive Line | |
| Run Game Coordinator | |

VILLANOVA FOOTBALL GAME NOTES

2024 OPPONENTS AT A GLANCE (65-77 OVERALL, 27-29 CAA FOOTBALL)

TOWSON (7-5, 5-3 CAA)

| Date | Opponent | Result |
|-------------|------------------------|-----------------|
| 8.31 | @ Cincinnati | L, 20-38 |
| 9.7 | Morgan State | W, 14-9 |
| 9.14 | @ Villanova (*) | L, 13-14 |
| 9.21 | @ North Dakota State | L, 24-41 |
| 10.5 | William & Mary (*) | W, 34-27 |
| 10.12 | @ Norfolk State | W, 28-23 |
| 10.19 | Stony Brook (*) | L, 24-52 |
| 10.26 | @ Monmouth (*) | W, 26-14 |
| 11.2 | @ Richmond (*) | L, 24-35 |
| 10.9 | Hampton (*) | W, 27-10 |
| 11.16 | N.C. A&T (*) | W, 31-13 |
| 11.23 | @ Campbell (*) | W, 45-23 |

STONY BROOK (8-4, 5-3 CAA)

| Date | Opponent | Result |
|-------------|----------------------|-----------------|
| 8.31 | @ Marshall | L, 3-45 |
| 9.7 | Stonehill | W, 37-10 |
| 9.14 | @ Fordham | W, 27-21 |
| 9.21 | @ Campbell (*) | W, 24-17 |
| 9.28 | Morgan State | W, 22-3 |
| 10.5 | Villanova (*) | L, 24-42 |
| 10.19 | @ Towson (*) | W, 52-24 |
| 10.26 | William & Mary (*) | W, 35-13 |
| 11.2 | @ Bryant (*) | W, 31-30 |
| 11.9 | UAlbany (*) | W, 24-6 |
| 11.16 | @ New Hampshire (*) | L, 30-31 |
| 11.23 | Monmouth (*) | L, 47-55 |

MAINE (5-7, 3-5 CAA)

| Date | Opponent | Result |
|--------------|----------------------|----------------|
| 8.30 | Colgate | W, 17-14 |
| 9.7 | @ Montana State | L, 24-41 |
| 9.14 | Monmouth (*) | L, 22-51 |
| 9.21 | @ Merrimack | W, 26-15 |
| 9.28 | @ UAlbany (*) | W, 34-20 |
| 10.12 | @ Delaware (*) | L, 21-44 |
| 10.19 | Villanova (*) | W, 35-7 |
| 10.26 | @ Rhode Island (*) | L, 14-24 |
| 11.2 | @ Oklahoma | L, 14-59 |
| 11.9 | Bryant (*) | W, 38-26 |
| 11.16 | @ Elon (*) | L, 25-31 |
| 11.23 | New Hampshire (*) | L, 9-27 |

NEW HAMPSHIRE (8-4, 6-2 CAA)

| Date | Opponent | Result |
|--------------|------------------------|----------------|
| 8.29 | @ UCF | L, 3-57 |
| 9.7 | @ Holy Cross | W, 21-20 |
| 9.14 | Stonehill | W, 45-6 |
| 9.21 | Bryant (*) | W, 38-17 |
| 10.4 | @ Harvard | L, 23-28 |
| 10.12 | @ Elon (*) | W, 17-10 |
| 10.19 | Rhode Island (*) | L, 9-26 |
| 10.26 | @ Villanova (*) | L, 6-14 |
| 11.2 | @ UAlbany (*) | W, 31-14 |
| 11.9 | Monmouth (*) | W, 33-20 |
| 11.16 | Stony Brook (*) | W, 31-30 |
| 11.23 | @ Maine (*) | W, 27-9 |
| 11.30 | UT Martin (FCS) | 1:00 PM |

HAMPTON (5-7, 2-6 CAA)

| Date | Opponent | Result |
|-------------|----------------------|-----------------|
| 8.31 | Morgan State | L, 28-30 |
| 9.7 | Virginia Union | W, 33-21 |
| 9.14 | @ Norfolk State | W, 37-7 |
| 9.21 | Howard | W, 27-20 |
| 9.28 | @ William & Mary (*) | L, 7-49 |
| 10.5 | Rhode Island (*) | L, 44-46 |
| 10.19 | @ N.C. A&T (*) | W, 59-17 |
| 10.26 | Elon (*) | W, 41-21 |
| 11.2 | Villanova (*) | L, 14-20 |
| 11.9 | @ Towson (*) | L, 10-27 |
| 11.16 | Richmond (*) | L, 21-24 |
| 11.23 | @ UAlbany (*) | L, 34-41 |

NORTH CAROLINA A&T (1-11, 0-8 CAA)

| Date | Opponent | Result |
|-------------|--------------------------|----------------|
| 8.29 | @ Wake Forest | L, 13-45 |
| 9.7 | Winston-Salem State | W, 27-20 |
| 9.14 | Delaware (*) | L, 13-42 |
| 9.21 | @ North Carolina Central | L, 24-66 |
| 9.28 | @ South Carolina State | L, 25-45 |
| 10.5 | @ Richmond (*) | L, 17-20 |
| 10.19 | Hampton (*) | L, 17-59 |
| 10.26 | @ Campbell (*) | L, 7-21 |
| 11.2 | William & Mary (*) | L, 7-45 |
| 11.9 | @ Villanova (*) | L, 3-31 |
| 11.16 | @ Towson (*) | L, 13-31 |
| 11.23 | Elon (*) | L, 21-31 |

MONMOUTH (6-6, 4-4 CAA)

| Date | Opponent | Result |
|--------------|----------------------|-----------------|
| 8.29 | @ Eastern Washington | L, 27-42 |
| 9.7 | Lafayette | L, 35-40 |
| 9.14 | @ Maine (*) | W, 51-22 |
| 9.21 | @ FIU | W, 45-42 |
| 9.28 | Fordham | W, 63-21 |
| 10.5 | Delaware (*) | L, 35-42 |
| 10.19 | Bryant (*) | W, 55-17 |
| 10.26 | Towson (*) | L, 14-26 |
| 11.2 | @ Rhode Island (*) | L, 28-37 |
| 11.9 | @ New Hampshire (*) | L, 20-33 |
| 11.16 | Villanova (*) | W, 40-33 |
| 11.23 | @ Stony Brook (*) | W, 55-47 |

DELAWARE (9-2, 6-2 CAA)

| Date | Opponent | Result |
|--------------|------------------------|-----------------|
| 8.29 | Bryant | W, 48-17 |
| 9.14 | @ N.C. A&T (*) | W, 42-13 |
| 9.21 | Penn | W, 29-22 |
| 9.28 | Sacred Heart | W, 49-0 |
| 10.5 | @ Monmouth (*) | W, 42-35 |
| 10.12 | Maine (*) | W, 44-21 |
| 10.19 | @ Richmond (*) | L, 9-28 |
| 10.26 | UAlbany (*) | W, 28-14 |
| 11.9 | Rhode Island (*) | W, 24-21 |
| 11.16 | Campbell (*) | W, 41-22 |
| 11.23 | @ Villanova (*) | L, 28-38 |

EASTERN KENTUCKY (8-4, 6-2 UAC)

| Date | Opponent | Result |
|--------------|--------------------------|----------------|
| 8.31 | @ Mississippi State | L, 7-56 |
| 9.7 | @ Western Kentucky | L, 0-31 |
| 9.14 | West Georgia (*) | W, 26-7 |
| 9.21 | Morehead State | W, 42-13 |
| 9.28 | Robert Morris | W, 31-7 |
| 10.12 | @ Southern Utah (*) | L, 21-42 |
| 10.19 | @ Abilene Christian (*) | L, 20-34 |
| 10.26 | Utah Tech (*) | W, 28-17 |
| 11.2 | at Tarleton State (*) | W, 17-13 |
| 11.9 | Central Arkansas (*) | W, 31-24 |
| 11.16 | at Austin Peay (*) | W, 30-27 |
| 11.23 | North Alabama (*) | W, 21-15 |
| 11.30 | @ Villanova (FCS) | 2:00 PM |

VILLANOVA FOOTBALL GAME NOTES

VILLANOVA QUARTERBACKS

#4 CONNOR WATKINS

PASSING STATS

| OPPONENT | COMP-ATT-INT | YDS | TD | LONG |
|--------------------|--------------|------|----|------|
| Youngstown State | 6-17-0 | 90 | 0 | 35 |
| at Colgate | 18-28-0 | 247 | 2 | 71 |
| Towson | 14-25-0 | 116 | 2 | 28 |
| at Maryland | 12-29-0 | 106 | 1 | 24 |
| LIU | 10-18-0 | 128 | 0 | 45 |
| at Stony Brook | 9-19-0 | 152 | 1 | 32 |
| at Maine | 14-31-2 | 117 | 0 | 16 |
| New Hampshire | 7-13-0 | 112 | 2 | 31 |
| at Hampton | 9-22-0 | 149 | 0 | 72 |
| North Carolina A&T | 18-27-0 | 167 | 1 | 34 |
| at Monmouth | 20-32-0 | 235 | 1 | 37 |
| Delaware | 13-30-1 | 203 | 1 | 36 |
| SEASON | 150-291-3 | 1822 | 11 | 72 |
| CAREER | 444-811-24 | 6749 | 48 | 83 |

RUSHING STATS

| OPPONENT | ATT-YDS-TD | LONG |
|--------------------|-------------|------|
| Youngstown State | 10-107-2 | 45 |
| at Colgate | 6-18-1 | 13 |
| Towson | 13-65-0 | 12 |
| at Maryland | 12-12-0 | 10 |
| LIU | 8-30-0 | 17 |
| at Stony Brook | 5-27-0 | 35 |
| at Maine | 7-(-29)-0 | 7 |
| New Hampshire | 7-30-0 | 20 |
| at Hampton | 6-1-0 | 27 |
| North Carolina A&T | 7-31-2 | 13 |
| at Monmouth | 11-24-2 | 6 |
| Delaware | 8-79-1 | 38 |
| SEASON | 100-395-8 | 45 |
| CAREER | 281-1222-27 | 75 |

#8 JAMES MOTT

PASSING STATS

| OPPONENT | COMP-ATT-INT | YDS | TD | LONG |
|--------------------|--------------|-----|----|------|
| Youngstown State | DNP | | | |
| at Colgate | DNP | | | |
| Towson | DNP | | | |
| at Maryland | DNP | | | |
| LIU | DNP | | | |
| at Stony Brook | DNP | | | |
| at Maine | DNP | | | |
| New Hampshire | DNP | | | |
| at Hampton | DNP | | | |
| North Carolina A&T | DNP | | | |
| at Monmouth | DNP | | | |
| Delaware | DNP | | | |
| SEASON | | | | |
| VILLANOVA | 2-3-0 | 9 | 0 | 6 |
| CAREER | 3-4-0 | 14 | 0 | 6 |

RUSHING STATS

| OPPONENT | ATT-YDS-TD | LONG |
|--------------------|------------|------|
| Youngstown State | DNP | |
| at Colgate | DNP | |
| Towson | DNP | |
| at Maryland | DNP | |
| LIU | DNP | |
| at Stony Brook | DNP | |
| at Maine | DNP | |
| New Hampshire | DNP | |
| at Hampton | DNP | |
| North Carolina A&T | DNP | |
| at Monmouth | DNP | |
| Delaware | DNP | |
| SEASON | | |
| VILLANOVA | | |
| CAREER | | |

#12 TANNER MADDOCKS

PASSING STATS

| OPPONENT | COMP-ATT-INT | YDS | TD | LONG |
|--------------------|--------------|-----|----|------|
| Youngstown State | DNP | | | |
| at Colgate | DNP | | | |
| Towson | DNP | | | |
| at Maryland | 4-4-0 | 50 | 0 | 24 |
| LIU | 0-1-0 | 0 | 0 | 0 |
| at Stony Brook | | | | |
| at Maine | 4-9-0 | 62 | 0 | 23 |
| New Hampshire | | | | |
| at Hampton | | | | |
| North Carolina A&T | | | | |
| at Monmouth | | | | |
| Delaware | | | | |
| SEASON | 8-14-0 | 112 | 0 | 24 |
| CAREER | 14-20-0 | 156 | 0 | 40 |

RUSHING STATS

| OPPONENT | ATT-YDS-TD | LONG |
|--------------------|------------|------|
| Youngstown State | DNP | |
| at Colgate | DNP | |
| Towson | DNP | |
| at Maryland | 1-8-1 | 8 |
| LIU | | |
| at Stony Brook | | |
| at Maine | 4-9-1 | 17 |
| New Hampshire | | |
| at Hampton | | |
| North Carolina A&T | | |
| at Monmouth | | |
| Delaware | | |
| SEASON | 5-17-2 | 17 |
| CAREER | 10-32-2 | 17 |

SEASON AND CAREER HIGHS

| | <u>SEASON HIGHS</u> | | <u>CAREER HIGHS</u> | |
|--------------------|---------------------|----------|---------------------|----------------|
| CONNOR WATKINS | | | | |
| Passing Attempts | 32 | Monmouth | 32 | 2024, Mon. |
| Completions | 20 | Monmouth | 20 | 2024, Mon. |
| Passing Yards | 247 | Colgate | 361 | 2023, Stony B. |
| Touchdowns | 2 | 3x | 4 | 2x |
| Interceptions | 2 | Maine | 4 | 2022, LIU |
| Long Pass | 72 | Hampton | 83 | 2022, Maine |
| Total Offense | 265 | Colgate | 395 | 2023, Stony B. |
| Rushing Attempts | 13 | Colgate | 13 | 2x (2023) |
| Rushing Yards | 107 | YSU | 130 | 2022, Hamp. |
| Rushing Touchdowns | 2 | 3x | 3 | 2023, URI |
| Long Rush | 45 | YSU | 75 | 2022, Hamp. |
| TANNER MADDOCKS | | | | |
| Passing Attempts | 9 | Maine | 9 | 2024, Maine |
| Completions | 4 | 2x | 4 | 3x |
| Passing Yards | 62 | Maine | 62 | 2024, Maine |
| Touchdowns | | | | |
| Interceptions | | | | |
| Long Pass | 24 | Maryland | 40 | 2023, Stony B. |
| Total Offense | 71 | Maine | 71 | 2024, Maine |
| Rushing Attempts | 4 | Maine | 4 | 2024, Maine |
| Rushing Yards | 9 | Maine | 12 | 2023, Stony B. |
| Rushing Touchdowns | 1 | 2x | 1 | 2x (2024) |
| Long Rush | 17 | Maine | 17 | 2024, Maine |
| JAMES MOTT | | | | |
| Passing Attempts | | | 3 | 2023, Lehigh |
| Completions | | | 2 | 2023, Lehigh |
| Passing Yards | | | 9 | 2023, Lehigh |
| Touchdowns | | | | |
| Interceptions | | | | |
| Long Pass | | | 6 | 2023, Lehigh |
| Total Offense | | | 9 | 2023, Lehigh |
| Rushing Attempts | | | | |
| Rushing Yards | | | | |
| Rushing Touchdowns | | | | |
| Long Rush | | | | |

VILLANOVA FOOTBALL GAME NOTES

VILLANOVA RUNNING BACKS

#24 DAVID AVIT

| OPPONENT | RUSHING ATT-YDS-TD | LG | RECEIVING REC-YDS-TD | LG |
|--------------------|-----------------------|----|-------------------------|----|
| Youngstown State | 5-42-0 | 20 | | |
| at Colgate | 5-31-0 | 13 | | |
| Towson | 7-29-0 | 11 | | |
| at Maryland | 7-13-0 | 5 | | |
| LIU | 24-160-1 | 14 | | |
| at Stony Brook | 13-183-4 | 72 | | |
| at Maine | 10-39-0 | 8 | 1-3-0 | 3 |
| New Hampshire | 14-59-0 | 9 | | |
| at Hampton | 26-76-1 | 14 | 1-11-0 | 11 |
| North Carolina A&T | 15-67-1 | 19 | 1-21-0 | 21 |
| at Monmouth | 14-65-1 | 25 | 3-43-0 | 37 |
| Delaware | 6-29-1 | 27 | 3-22-0 | 15 |
| SEASON | 146-793-9 | 72 | 9-100-0 | 37 |
| CAREER | 146-793-9 | 72 | 9-100-0 | 37 |

#20 ISAAH RAGLAND

| OPPONENT | RUSHING ATT-YDS-TD | LG | RECEIVING REC-YDS-TD | LG |
|--------------------|-----------------------|----|-------------------------|----|
| Youngstown State | 7-65-1 | 31 | 1-5-0 | 5 |
| at Colgate | 12-58-1 | 23 | 2-10-0 | 11 |
| Towson | 17-141-0 | 65 | 1-0-0 | 0 |
| at Maryland | 5-19-0 | 11 | 2-30-0 | 24 |
| LIU | 14-47-2 | 12 | | |
| at Stony Brook | DNP | | | |
| at Maine | DNP | | | |
| New Hampshire | 6-27-0 | 8 | | |
| at Hampton | 5-9-0 | 6 | | |
| North Carolina A&T | 8-82-0 | 55 | 2-17-0 | 12 |
| at Monmouth | 4-9-0 | 5 | 1-7-0 | 7 |
| Delaware | 14-39-0 | 12 | | |
| SEASON | 92-496-4 | 65 | 9-69-0 | 24 |
| CAREER | 116-657-4 | 65 | 9-69-0 | 24 |

#2 ELI SMITH

| OPPONENT | RUSHING ATT-YDS-TD | LG | RECEIVING REC-YDS-TD | LG |
|--------------------|-----------------------|----|-------------------------|----|
| Youngstown State | DNP | | | |
| at Colgate | DNP | | | |
| Towson | DNP | | | |
| at Maryland | 1-4-0 | 4 | | |
| LIU | DNP | | | |
| at Stony Brook | DNP | | | |
| at Maine | 3-17-0 | 8 | 1-21-0 | 21 |
| New Hampshire | DNP | | | |
| at Hampton | DNP | | | |
| North Carolina A&T | 5-17-0 | 9 | | |
| at Monmouth | DNP | | | |
| Delaware | DNP | | | |
| SEASON | 9-38-0 | 9 | 1-21-0 | 21 |
| CAREER | 42-209-0 | 18 | 2-23-0 | 21 |

#30 JA'BRIEL MACE

| OPPONENT | RUSHING ATT-YDS-TD | LG | RECEIVING REC-YDS-TD | LG |
|--------------------|-----------------------|----|-------------------------|----|
| Youngstown State | 1-6-0 | 6 | 1-35-0 | 35 |
| at Colgate | 1-0-0 | 0 | 2-16-0 | 10 |
| Towson | | | 1-6-0 | 6 |
| at Maryland | 2-24-0 | 23 | | |
| LIU | | | | |
| at Stony Brook | 13-46-1 | 21 | | |
| at Maine | 3-2-0 | 3 | 2-13-0 | 13 |
| New Hampshire | 3-35-0 | 24 | 1-11-0 | 11 |
| at Hampton | 2-4-0 | 3 | | |
| North Carolina A&T | 4-26-0 | 15 | 1-7-0 | 7 |
| at Monmouth | 2-(-4)-0 | 1 | 1-8-0 | 8 |
| Delaware | 2-7-0 | 5 | 1-9-0 | 9 |
| SEASON | 33-146-1 | 24 | 10-105-0 | 35 |
| CAREER | 52-249-1 | 28 | 11-106-0 | 35 |

SEASON AND CAREER HIGHS

| | SEASON HIGHS | | CAREER HIGHS | |
|--------------------|--------------|-------------|--------------|----------------|
| DAVID AVIT | | | | |
| Rushing Attempts | 26 | Hampton | 26 | 2024, Hampton |
| Rushing Yards | 183 | Stony Brook | 183 | 2024, Stony B. |
| Rushing Touchdowns | 4 | Stony Brook | 183 | 2024, Stony B. |
| Long Rush | 72 | Stony Brook | 72 | 2024, Stony B. |
| 100+ Rushing Yards | 2 | | 2 | |
| Receptions | 3 | 2x | 3 | 2x (2024) |
| Receiving Yards | 43 | Monmouth | 43 | 2024, Mon. |
| Long Reception | 37 | Monmouth | 37 | 2024, Mon. |
| All-Purpose Yards | 183 | Stony Brook | 183 | 2024, Stony B. |
| ISAAH RAGLAND | | | | |
| Rushing Attempts | 17 | Towson | 17 | 2024, Towson |
| Rushing Yards | 141 | Towson | 141 | 2024, Towson |
| Rushing Touchdowns | 2 | LIU | 2 | 2024, LIU |
| Long Rush | 65 | Towson | 65 | 2024, Towson |
| 100+ Rushing Yards | 1 | | 2 | |
| Receptions | 2 | 3x | 2 | 3x (2024) |
| Receiving Yards | 30 | Maryland | 30 | 2024, Maryland |
| Long Reception | 24 | Maryland | 24 | 2024, Maryland |
| All-Purpose Yards | 141 | Towson | 141 | 2024, Towson |
| ELI SMITH | | | | |
| Rushing Attempts | 5 | N.C. A&T | 7 | 2x (2022) |
| Rushing Yards | 17 | 2x | 48 | 2022, W&M |
| Long Rush | 9 | N.C. A&T | 18 | 2022, W&M |
| Receptions | 1 | Maine | 1 | 2x |
| Receiving Yards | 21 | Maine | 21 | 2024, Maine |
| Long Reception | 21 | Maine | 21 | 2024, Maine |
| All-Purpose Yards | 29 | Maine | 50 | 2022, W&M |
| JA'BRIEL MACE | | | | |
| Rushing Attempts | 13 | Stony Brook | 13 | 2x |
| Rushing Yards | 46 | Stony Brook | 76 | 2023, Towson |
| Rushing Touchdowns | 1 | Stony Brook | 1 | 2024, Stony B. |
| Long Rush | 24 | UNH | 28 | 2023, Towson |
| Receptions | 2 | 2x | 2 | 2x (2024) |
| Receiving Yards | 35 | YSU | 35 | 2024, YSU |
| Long Reception | 35 | YSU | 35 | 2024, YSU |
| All-Purpose Yards | 52 | LIU | 77 | 2023, Towson |
| ISAAH WRIGHT | | | | |
| Rushing Attempts | 6 | Colgate | 6 | 2024, Colgate |
| Rushing Yards | 31 | Stony Brook | 31 | 2024, Stony B. |
| Rushing Touchdowns | | | 1 | 2023, Stony B. |
| Long Rush | 25 | Stony Brook | 25 | 2024, Stony B. |
| Receptions | 1 | Maine | 1 | 2024, Maine |
| Receiving Yards | 5 | Maine | 5 | 2024, Maine |
| Long Reception | 5 | Maine | 5 | 2024, Maine |
| All-Purpose Yards | 33 | LIU | 33 | 2024, LIU |

VILLANOVA FOOTBALL GAME NOTES

VILLANOVA WIDE RECEIVERS/TIGHT ENDS

| #5 JAYLAN SANCHEZ | | | | #22 DEVIN SMITH | | | | SEASON AND CAREER HIGHS | | | |
|--------------------|------------|----|--|--------------------|-------------|----|--|-------------------------|-----|--------------|-------------------|
| RECEIVING STATS | | | | RECEIVING STATS | | | | SEASON HIGHS | | CAREER HIGHS | |
| OPPONENT | REC-YDS-TD | LG | | OPPONENT | REC-YDS-TD | LG | | | | | |
| Youngstown State | 1-10-0 | 10 | | Youngstown State | | | | JAYLAN SANCHEZ | | | |
| at Colgate | 1-25-0 | 25 | | at Colgate | 6-116-2 | 71 | | Receptions | 5 | Hampton | 6 2023, NCAT |
| Towson | 4-59-2 | 28 | | Towson | 3-6-0 | 5 | | Receiving Yards | 103 | Hampton | 158 2023, NCAT |
| at Maryland | 3-9-0 | 3 | | at Maryland | 5-62-1 | 17 | | Receiving Touchdowns | 2 | Towson | 2 2x |
| LIU | 2-55-0 | 45 | | LIU | 4-29-0 | 18 | | Long Reception | 72 | Hampton | 72 2024, Hampton |
| at Stony Brook | 3-38-0 | 17 | | at Stony Brook | 2-29-0 | 23 | | 100+ Receiving Yards | 1 | | 4 |
| at Maine | 3-36-0 | 16 | | at Maine | 1-4-0 | 4 | | All-Purpose Yards | 103 | Towson | 157 2023, NCAT |
| New Hampshire | 1-13-0 | 13 | | New Hampshire | 3-60-1 | 31 | | 100+ All-Purpose Yards | 1 | | 4 |
| at Hampton | 5-103-0 | 72 | | at Hampton | | | | DEVIN SMITH | | | |
| North Carolina A&T | 3-31-1 | 18 | | North Carolina A&T | 7-68-0 | 34 | | Receptions | 7 | N.C. A&T | 7 2024, N.C. A&T |
| at Monmouth | 3-37-0 | 17 | | at Monmouth | 3-36-1 | 17 | | Receiving Yards | 116 | Colgate | 202 2023, Rich. |
| Delaware | 2-46-0 | 27 | | Delaware | 2-41-0 | 21 | | Receiving Touchdowns | 2 | Colgate | 2 4x |
| SEASON | 32-477-3 | 72 | | SEASON | 36-451-5 | 71 | | Long Reception | 71 | Colgate | 91 2023, Rich. |
| CAREER | 70-1258-9 | 72 | | VILLANOVA | 36-451-5 | 71 | | 100+ Receiving Yards | 1 | | 3 |
| | | | | CAREER | 137-1969-20 | 91 | | All-Purpose Yards | 149 | Maryland | 220 2023, Rich. |
| | | | | | | | | 100+ All-Purpose Yards | 2 | | 5 |
| #16 LUCAS KOPECKY | | | | #84 DANIEL LOPES | | | | LUCAS KOPECKY | | | |
| RECEIVING STATS | | | | RECEIVING STATS | | | | SEASON HIGHS | | CAREER HIGHS | |
| OPPONENT | REC-YDS-TD | LG | | OPPONENT | REC-YDS-TD | LG | | | | | |
| Youngstown State | DNP | | | Youngstown State | 1-23-0 | 23 | | Receptions | 4 | Maine | 4 2024, Maine |
| at Colgate | DNP | | | at Colgate | 3-36-0 | 23 | | Receiving Yards | 43 | Maine | 43 2024, Maine |
| Towson | DNP | | | Towson | 1-13-0 | 13 | | Receiving Touchdowns | 1 | 2x | 1 2x (2024) |
| at Maryland | 1-9-0 | 9 | | at Maryland | 1-10-0 | 10 | | Long Reception | 26 | Stony Brook | 26 2024, Stony B. |
| LIU | 1-9-0 | 9 | | LIU | | | | All-Purpose Yards | 43 | Maine | 43 2024, Maine |
| at Stony Brook | 1-26-1 | 26 | | at Stony Brook | 2-27-0 | 18 | | | | | |
| at Maine | 4-43-0 | 14 | | at Maine | 2-10-0 | 5 | | | | | |
| New Hampshire | 1-25-1 | 25 | | New Hampshire | | | | | | | |
| at Hampton | 2-33-0 | 18 | | at Hampton | | | | | | | |
| North Carolina A&T | 2-13-0 | 7 | | North Carolina A&T | | | | | | | |
| at Monmouth | 3-33-0 | 12 | | at Monmouth | 2-15-0 | 11 | | | | | |
| Delaware | 3-37-0 | 24 | | Delaware | 1-12-0 | 12 | | | | | |
| SEASON | 18-228-2 | 26 | | SEASON | 13-141-0 | 23 | | | | | |
| CAREER | 18-228-2 | 26 | | CAREER | 23-251-1 | 39 | | | | | |
| | | | | | | | | | | | |
| #83 LUKE DALY | | | | #15 KENYON MILES | | | | LUKE DALY | | | |
| RECEIVING STATS | | | | RECEIVING STATS | | | | SEASON HIGHS | | CAREER HIGHS | |
| OPPONENT | REC-YDS-TD | LG | | OPPONENT | REC-YDS-TD | LG | | | | | |
| Youngstown State | | | | Youngstown State | 2-17-0 | 10 | | Receptions | 2 | 2x | 2 2x (2024) |
| at Colgate | 2-23-0 | 12 | | at Colgate | 1-6-0 | 6 | | Receiving Yards | 32 | Stony Brook | 45 2023, YSU |
| Towson | 2-13-0 | 8 | | Towson | 2-19-0 | 14 | | Long Reception | 32 | Stony Brook | 45 2023, YSU |
| at Maryland | | | | at Maryland | 2-6-0 | 3 | | All-Purpose Yards | 32 | Stony Brook | 45 2023, YSU |
| LIU | 1-5-0 | 5 | | LIU | | | | | | | |
| at Stony Brook | 1-32-0 | 32 | | at Stony Brook | | | | | | | |
| at Maine | | | | at Maine | 2-21-0 | 16 | | | | | |
| New Hampshire | DNP | | | New Hampshire | DNP | | | | | | |
| at Hampton | | | | at Hampton | DNP | | | | | | |
| North Carolina A&T | | | | North Carolina A&T | DNP | | | | | | |
| at Monmouth | | | | at Monmouth | DNP | | | | | | |
| Delaware | | | | Delaware | 1-36-1 | 36 | | | | | |
| SEASON | 6-74-0 | 32 | | SEASON | 10-105-1 | 36 | | | | | |
| CAREER | 9-127-0 | 45 | | CAREER | 11-125-1 | 36 | | | | | |
| | | | | | | | | | | | |
| #80 CHRIS COLBY | | | | #89 JAMES WELDE | | | | KENYON MILES | | | |
| RECEIVING STATS | | | | RECEIVING STATS | | | | SEASON HIGHS | | CAREER HIGHS | |
| OPPONENT | REC-YDS-TD | LG | | OPPONENT | REC-YDS-TD | LG | | | | | |
| Youngstown State | | | | Youngstown State | | | | Receptions | 2 | 4x | 2 4x (2024) |
| at Colgate | DNP | | | at Colgate | | | | Receiving Yards | 36 | Delaware | 36 2024, Delaware |
| Towson | DNP | | | Towson | | | | Receiving Touchdowns | 1 | Delaware | 1 2024, Delaware |
| at Maryland | 1-24-0 | 24 | | at Maryland | | | | Long Reception | 36 | Delaware | 36 2024, Delaware |
| LIU | 1-5-0 | 5 | | LIU | | | | All-Purpose Yards | 36 | Delaware | 36 2024, Delaware |
| at Stony Brook | DNP | | | at Stony Brook | | | | | | | |
| at Maine | 1-23-0 | 23 | | at Maine | | | | | | | |
| New Hampshire | | | | New Hampshire | | | | | | | |
| at Hampton | | | | at Hampton | | | | | | | |
| North Carolina A&T | 1-10-0 | 10 | | North Carolina A&T | | | | | | | |
| at Monmouth | 4-56-0 | 16 | | at Monmouth | | | | | | | |
| Delaware | | | | Delaware | | | | | | | |
| SEASON | 8-118-0 | 24 | | SEASON | 0-0-0 | 0 | | | | | |
| CAREER | 8-118-0 | 24 | | CAREER | 0-0-0 | 0 | | | | | |
| | | | | | | | | | | | |
| #80 CHRIS COLBY | | | | #89 JAMES WELDE | | | | NATE HILL | | | |
| RECEIVING STATS | | | | RECEIVING STATS | | | | SEASON HIGHS | | CAREER HIGHS | |
| OPPONENT | REC-YDS-TD | LG | | OPPONENT | REC-YDS-TD | LG | | | | | |
| Youngstown State | | | | Youngstown State | | | | Receptions | 1 | Maryland | 1 2x |
| at Colgate | DNP | | | at Colgate | | | | Receiving Yards | 6 | Maryland | 6 2x |
| Towson | DNP | | | Towson | | | | Long Reception | 6 | Maryland | 6 2x |
| at Maryland | 1-24-0 | 24 | | at Maryland | | | | All-Purpose Yards | 6 | Maryland | 6 2x |
| LIU | 1-5-0 | 5 | | LIU | | | | | | | |
| at Stony Brook | DNP | | | at Stony Brook | | | | | | | |
| at Maine | 1-23-0 | 23 | | at Maine | | | | | | | |
| New Hampshire | | | | New Hampshire | | | | | | | |
| at Hampton | | | | at Hampton | | | | | | | |
| North Carolina A&T | 1-10-0 | 10 | | North Carolina A&T | | | | | | | |
| at Monmouth | 4-56-0 | 16 | | at Monmouth | | | | | | | |
| Delaware | | | | Delaware | | | | | | | |
| SEASON | 8-118-0 | 24 | | SEASON | 0-0-0 | 0 | | | | | |
| CAREER | 8-118-0 | 24 | | CAREER | 0-0-0 | 0 | | | | | |
| | | | | | | | | | | | |
| #80 CHRIS COLBY | | | | #89 JAMES WELDE | | | | CHRIS COLBY | | | |
| RECEIVING STATS | | | | RECEIVING STATS | | | | SEASON HIGHS | | CAREER HIGHS | |
| OPPONENT | REC-YDS-TD | LG | | OPPONENT | REC-YDS-TD | LG | | | | | |
| Youngstown State | | | | Youngstown State | | | | Receptions | 4 | Monmouth | 4 2024, Mon. |
| at Colgate | DNP | | | at Colgate | | | | Receiving Yards | 56 | Monmouth | 56 2024, Mon. |
| Towson | DNP | | | Towson | | | | Long Reception | 24 | Maryland | 24 2024, Maryland |
| at Maryland | 1-24-0 | 24 | | at Maryland | | | | | | | |
| LIU | 1-5-0 | 5 | | LIU | | | | | | | |
| at Stony Brook | DNP | | | at Stony Brook | | | | | | | |
| at Maine | 1-23-0 | 23 | | at Maine | | | | | | | |
| New Hampshire | | | | New Hampshire | | | | | | | |
| at Hampton | | | | at Hampton | | | | | | | |
| North Carolina A&T | 1-10-0 | 10 | | North Carolina A&T | | | | | | | |
| at Monmouth | 4-56-0 | 16 | | at Monmouth | | | | | | | |
| Delaware | | | | Delaware | | | | | | | |
| SEASON | 8-118-0 | 24 | | SEASON | 0-0-0 | 0 | | | | | |
| CAREER | 8-118-0 | 24 | | CAREER | 0-0-0 | 0 | | | | | |
| | | | | | | | | | | | |
| #80 CHRIS COLBY | | | | #89 JAMES WELDE | | | | NOLAN CLAYTON | | | |
| RECEIVING STATS | | | | RECEIVING STATS | | | | SEASON HIGHS | | CAREER HIGHS | |
| OPPONENT | REC-YDS-TD | LG | | OPPONENT | REC-YDS-TD | LG | | | | | |
| Youngstown State | | | | Youngstown State | | | | Receptions | 1 | 3x | 1 3x (2024) |
| at Colgate | DNP | | | at Colgate | | | | Receiving Yards | 15 | Colgate | 15 2024, Colgate |
| Towson | DNP | | | Towson | | | | Long Reception | 15 | Colgate | 15 2024, Colgate |
| at Maryland | 1-24-0 | 24 | | at Maryland | | | | All-Purpose Yards | 15 | Colgate | 15 2024, Colgate |
| LIU | 1-5-0 | 5 | | LIU | | | | | | | |
| at Stony Brook | DNP | | | at Stony Brook | | | | | | | |
| at Maine | 1-23-0 | 23 | | at Maine | | | | | | | |
| New Hampshire | | | | New Hampshire | | | | | | | |
| at Hampton | | | | at Hampton | | | | | | | |
| North Carolina A&T | 1-10-0 | 10 | | North Carolina A&T | | | | | | | |
| at Monmouth | 4-56-0 | 16 | | at Monmouth | | | | | | | |
| Delaware | | | | Delaware | | | | | | | |
| SEASON | 8-118-0 | 24 | | SEASON | 0-0-0 | 0 | | | | | |
| CAREER | 8-118-0 | 24 | | CAREER | 0-0-0 | 0 | | | | | |
| | | | | | | | | | | | |

VILLANOVA FOOTBALL GAME NOTES

VILLANOVA SPECIALISTS

#45 ETHAN GETTMAN

KICKING STATS

| OPPONENT | PAT | FG | LG |
|--------------------|---------|-------|----|
| Youngstown State | 3-3 | 1-2 | 42 |
| at Colgate | 4-4 | — | — |
| Towson | 2-2 | — | — |
| at Maryland | 2-2 | 2-3 | 37 |
| LIU | 3-3 | 1-2 | 24 |
| at Stony Brook | 6-6 | 0-1 | — |
| at Maine | 1-1 | 0-1 | — |
| New Hampshire | 2-2 | 0-0 | — |
| at Hampton | 2-2 | 2-3 | 40 |
| North Carolina A&T | 4-4 | 1-1 | 33 |
| at Monmouth | 2-2 | 1-1 | 26 |
| Delaware | 5-5 | 1-1 | 31 |
| SEASON | 36-36 | 9-15 | 42 |
| VILLANOVA | 36-36 | 9-15 | 42 |
| CAREER | 114-118 | 36-53 | 56 |

#45 ETHAN GETTMAN

PUNTING STATS

| OPPONENT | # | Avg. | LG | I20 |
|--------------------|-----|------|----|-----|
| Youngstown State | 3 | 46.0 | 62 | 2 |
| at Colgate | 5 | 43.8 | 48 | 1 |
| Towson | 6 | 38.7 | 49 | 2 |
| at Maryland | 4 | 43.0 | 55 | 0 |
| LIU | 4 | 39.0 | 45 | 2 |
| at Stony Brook | 4 | 43.5 | 50 | 0 |
| at Maine | 5 | 41.8 | 48 | 1 |
| New Hampshire | 4 | 43.0 | 72 | 0 |
| at Hampton | 7 | 44.9 | 52 | 3 |
| North Carolina A&T | 5 | 43.8 | 57 | 3 |
| at Monmouth | 2 | 39.5 | 44 | 0 |
| Delaware | 5 | 39.6 | 54 | 1 |
| SEASON | 52 | 42.3 | 72 | 15 |
| VILLANOVA | 52 | 42.3 | 72 | 15 |
| CAREER | 126 | 38.8 | 82 | 34 |

SEASON HIGHS

CAREER HIGHS

ETHAN GETTMAN

| | | | | |
|-----------------------|------|-------------|------|-------------------|
| Field Goals Made | 2 | 2x | 3 | 3x |
| Field Goals Attempted | 3 | 2x | 4 | 2022, Char. So. |
| Long Field Goal | 42 | YSU | 56 | 2022, Campbell |
| 40+ Yard Field Goals | 2 | | 9 | |
| PATs Made | 6 | Stony Brook | 8 | 2022, So. Ct. St. |
| PATs Attempted | 6 | Stony Brook | 8 | 2022, So. Ct. St. |
| Punts | 7 | Hampton | 7 | 2024, Hampton |
| Punting Yards | 314 | Hampton | 314 | 2024, Hampton |
| Punting Average | 46.0 | YSU | 48.0 | 2021, Saint Fran. |
| Long Punt | 72 | UNH | 82 | 2021, Saint Fran. |
| Inside 20-Yard Line | 15 | | 34 | |
| 50+ Yard Punts | 9 | | 13 | |
| Kickoffs | 7 | Stony Brook | 9 | 2x (2022) |
| Kickoff Yards | 443 | Stony Brook | 578 | 2022, So. Ct. St. |
| Kickoff Average | 64.4 | Hampton | 65.7 | 2022, H. Cross |

#30 JA'BRIEL MACE

OPPONENT

| | KICK RETURNS NO-YDS-TD | AVG. | LG | PUNT RETURNS NO-YDS-TD | Avg. | LG |
|--------------------|---------------------------|------|----|---------------------------|------|----|
| Youngstown State | | | | | | |
| at Colgate | | | | | | |
| Towson | | | | | | |
| at Maryland | | | | | | |
| LIU | | | | | | |
| at Stony Brook | | | | | | |
| at Maine | | | | | | |
| New Hampshire | 1-12-0 | 12.0 | 12 | | | |
| at Hampton | 1-26-0 | 26.0 | 26 | | | |
| North Carolina A&T | 2-90-0 | 45.0 | 50 | | | |
| at Monmouth | | | | | | |
| Delaware | 2-14-0 | 7.0 | 14 | | | |
| SEASON | 6-142-0 | 23.7 | 50 | | | |
| CAREER | 6-142-0 | 23.7 | 50 | | | |

#34 ETHAN POTTER

OPPONENT

| | KICK RETURNS NO-YDS-TD | AVG. | LG | PUNT RETURNS NO-YDS-TD | Avg. | LG |
|--------------------|---------------------------|------|----|---------------------------|------|----|
| Youngstown State | | | | | | |
| at Colgate | | | | | | |
| Towson | | | | | | |
| at Maryland | | | | | | |
| LIU | | | | | | |
| at Stony Brook | | | | | | |
| at Maine | | | | | | |
| New Hampshire | | | | | | |
| at Hampton | | | | | | |
| North Carolina A&T | 1-18-0 | 18.0 | 18 | | | |
| at Monmouth | 1-11-0 | 11.0 | 11 | | | |
| Delaware | | | | | | |
| SEASON | 2-29-0 | 14.5 | 18 | | | |
| CAREER | 2-42-0 | 21.0 | 24 | | | |

#3 TANNER MADDOCKS

OPPONENT

| | KICK RETURNS NO-YDS-TD | AVG. | LG | PUNT RETURNS NO-YDS-TD | Avg. | LG |
|--------------------|---------------------------|------|----|---------------------------|------|----|
| Youngstown State | DNP | | | | | |
| at Colgate | DNP | | | | | |
| Towson | DNP | | | | | |
| at Maryland | | | | | | |
| LIU | | | | 1-0-0 | 0.0 | 0 |
| at Stony Brook | | | | 1-22-0 | 22.0 | 22 |
| at Maine | | | | | | |
| New Hampshire | | | | 3-29-0 | 9.7 | 18 |
| at Hampton | | | | | | |
| North Carolina A&T | | | | | | |
| at Monmouth | | | | 1-10-0 | 10.0 | 10 |
| Delaware | | | | 2-15-0 | 7.5 | 11 |
| SEASON | | | | 8-76-0 | 9.5 | 22 |
| CAREER | | | | 8-76-0 | 9.5 | 22 |

CONNOR WATKINS

| | | | | |
|---------------------|------|---------|------|----------------|
| Punts | 1 | 3x | 8 | 2021, Penn St. |
| Punting Yards | 31 | Colgate | 277 | 2021, Penn St. |
| Punting Average | 31.0 | Colgate | 40.5 | 2021, JMU |
| Long Punt | 31 | Colgate | 50 | 2021, JMU |
| Inside 20-Yard Line | 3 | | 4 | |
| 50+ Yards Punts | | | 1 | |

CHRISTIAN SAPP

| | | | | |
|----------------------|----|--------|----|--------------|
| Kickoff Returns | 4 | Towson | 4 | 2024, Towson |
| Kickoff Return Yards | 64 | Towson | 64 | 2024, Towson |
| Long Kickoff Return | 42 | YSU | 42 | 2024, YSU |

ETHAN POTTER

| | | | | |
|----------------------|----|----------|----|----------------|
| Kickoff Returns | 1 | 2x | 1 | 3x |
| Kickoff Return Yards | 18 | N.C. A&T | 24 | 2022, Delaware |
| Long Kickoff Return | 18 | N.C. A&T | 24 | 2022, Delaware |

DEVIN SMITH

| | | | | |
|----------------------|----|----------|----|----------------|
| Kickoff Returns | 4 | Maryland | 4 | 2024, Maryland |
| Kickoff Return Yards | 87 | Maryland | 87 | 2024, Maryland |
| Long Kickoff Return | 25 | Maryland | 30 | 2023, Howard |
| Punt Returns | 2 | Towson | 2 | 2024, Towson |
| Punt Return Yards | 19 | Towson | 19 | 2024, Towson |
| Long Punt Return | 19 | Towson | 19 | 2024, Towson |

NOLAN CLAYTON

| | | | | |
|----------------------|----|-----|----|-----------|
| Kickoff Returns | 1 | UNH | 1 | 2024, LIU |
| Kickoff Return Yards | 11 | UNH | 11 | 2024, UNH |
| Long Kickoff Return | 11 | UNH | 11 | 2024, UNH |

JASON HALL

| | | | | |
|----------------------|---|--------|---|--------------|
| Kickoff Returns | 1 | Towson | 1 | 2023, Towson |
| Kickoff Return Yards | 0 | Towson | 0 | 2023, Towson |
| Long Kickoff Return | 0 | Towson | 0 | 2023, Towson |

JA'BRIEL MACE

| | | | | |
|----------------------|----|----------|----|------------|
| Kickoff Returns | 2 | 2x | 2 | 2x (2024) |
| Kickoff Return Yards | 90 | Monmouth | 90 | 2024, Mon. |
| Long Kickoff Return | 50 | Monmouth | 50 | 2024, Mon. |

ISAIAH WRIGHT

| | | | | |
|----------------------|----|-----|----|-----------|
| Kickoff Returns | 1 | LIU | 1 | 2024, LIU |
| Kickoff Return Yards | 31 | LIU | 31 | 2024, LIU |
| Long Kickoff Return | 31 | LIU | 31 | 2024, LIU |

TANNER MADDOCKS

| | | | | |
|-------------------|----|-------------|----|----------------|
| Punt Returns | 3 | Hampton | 3 | 2024, Hampton |
| Punt Return Yards | 29 | Hampton | 29 | 2024, Hampton |
| Long Punt Return | 22 | Stony Brook | 22 | 2024, Stony B. |

JAYLAN SANCHEZ

| | | | | |
|----------------------|----|---------|----|-------------|
| Kickoff Returns | 1 | 2x | 1 | 3x |
| Kickoff Return Yards | 10 | UAlbany | 39 | 2022, W&M |
| Long Kickoff Return | 10 | UAlbany | 30 | 2022, Hamp. |

JULIAN GLANTZ

| | | | | |
|----------------------|----|----------|----|------------|
| Kickoff Returns | 1 | Monmouth | 1 | 2024, Mon. |
| Kickoff Return Yards | 17 | Monmouth | 17 | 2024, Mon. |
| Long Kickoff Return | 17 | Monmouth | 17 | 2024, Mon. |

VILLANOVA FOOTBALL GAME NOTES

VILLANOVA DEFENSE

SEASON HIGHS

CAREER HIGHS

| | Tackles | TFL | Sacks | Breakups | | Tackles | TFL | Sacks | Breakups |
|-------------------|----------|------------|------------|----------|----------|-----------|-----------|---------|----------|
| Temi Ajirofutu | | | | | 1, 2023 | — | — | — | — |
| Brendan Bell | 15, 10.5 | 4.5, 10.26 | 1.0, 3x | 1, 2x | 15, 2024 | 4.5, 2024 | 1.0, 5x | 1, 7x | |
| Damill Bostic | 1, 9.7 | | | | 1, 2024 | — | — | — | — |
| Zahmir Dawud | 4, 4x | 1.0, 2x | | | 4, 4x | 1.0, 2x | — | — | 1, 2023 |
| Newton Essiem | 2, 10.5 | | | 1, 11.23 | 2, 2024 | — | — | — | 1, 2024 |
| Kyle Fay | 1, 10.26 | | | | 1, 2024 | — | — | — | — |
| Timmy Furgeson | 2, 2x | | | | 8, 2022 | 1.0, 2x | 1.0, 2x | — | — |
| Ethan Gettman | 1, 11.9 | | | | 1, 2024 | — | — | — | — |
| Julian Glantz | 1, 2x | | | | 1, 5x | — | — | — | — |
| Jalen Goodman | 9, 2x | 1.0, 10.26 | | 1, 2x | 13, 2020 | 1.5, 2021 | — | — | 2, 2019 |
| Jason Hall | 1, 3x | | | | 1, 3x | — | — | — | — |
| Shane Hartzell | 20, 10.6 | 2.0, 3x | 2.0, 11.9 | 1, 11.23 | 20, 2024 | 2.0, 5x | 2.0, 2024 | 1, 4x | |
| Anthony Hawkins | 1, 2x | | | | 1, 2x | — | — | — | — |
| Ayden Howard | 6, 2x | 1.0, 2x | 1.0, 8.29 | 1, 9.7 | 6, 2x | 1.5, 2023 | 1.0, 2024 | 1, 2x | |
| Turner Inge | 6, 10.19 | 1.0, 3x | | | 6, 2024 | 2.0, 2023 | 1.0, 2023 | — | — |
| Antonio Johnson | | | | | 1, 2023 | — | — | — | — |
| Colin Kennedy | | | | | 3, 2023 | — | — | — | — |
| Mike Kennedy | 2, 11.2 | | | | 2, 2024 | — | — | — | — |
| Richie Kimmel | 10, 2x | 1.0, 11.23 | 1.0, 11.23 | 2, 9.28 | 10, 2x | 1.5, 2023 | 1.0, 2024 | 2, 2024 | |
| Dale Law | | | | | 1, 2x | — | — | — | — |
| Daniel Lopes | | | | | 1, 2023 | — | — | — | — |
| Capri Martin | 5, 9.14 | 1.0, 3x | 1.0, 9.14 | | 5, 2x | 1.0, 3x | 1.0, 2024 | — | — |
| Nigel McSween | 6, 11.2 | 1.0, 3x | 1.0, 3x | 1, 10.5 | 6, 2024 | 1.0, 3x | 1.0, 3x | 1, 2024 | |
| Tyrell Mims | 5, 9.14 | 1.0, 10.5 | | 1, 3x | 6, 3x | 1.0, 5x | 1.0, 2023 | 2, 2x | |
| Kaleb Moody | 2, 11.2 | | | 1, 2x | 10, 2023 | 1.5, 2023 | 1.0, 2023 | 2, 2x | |
| Ivan Murray | 1, 2x | | | | 1, 2x | — | — | — | — |
| Jordan Nelson | 7, 10.19 | 1.5, 10.19 | | | 7, 2024 | 1.5, 2024 | — | — | 1, 2023 |
| Obinna Nwobodo | 6, 11.2 | 1.5, 11.23 | 1.0, 11.23 | 1, 2x | 6, 2024 | 1.5, 2024 | 1.0, 2024 | 1, 2x | |
| Ugo Nwotite | 1, 11.9 | | | | 1, 2024 | — | — | — | — |
| Josh Oluremi | | | | | 1, 7x | — | — | — | — |
| Chandon Pierre | 2, 8.29 | 0.5, 2x | | | 5, 2021 | 1.0, 6x | 1.0, 3x | — | — |
| Ethan Potter | 10, 2x | 0.5, 5x | 0.5, 10.26 | 1, 4x | 11, 2x | 2.5, 2022 | 0.5, 2x | 1, 10x | |
| Garrett Rogan | 1, 11.9 | | | | 1, 2x | — | — | — | — |
| Jaylan Sanchez | 1, 2x | | | | 1, 2x | — | — | — | — |
| Christian Sapp | 6, 9.14 | 1.0, 9.14 | | 1, 11.9 | 6, 2024 | 1.0, 4x | 1.0, 2023 | 1, 2x | |
| Chuck Smith | 5, 11.2 | 1.0, 9.28 | 0.5, 9.7 | | 8, 2021 | 1.5, 2x | 1.5, 2023 | 1, 2023 | |
| Devin Smith | | | | | 1, 2x | — | — | — | — |
| JR Strauss | 2, 10.5 | | | | 2, 2x | 1.0, 2023 | — | — | — |
| Ty Trinh | 8, 11.16 | 2.0, 9.21 | | 1, 4x | 12, 2023 | 2.0, 2x | — | — | 2, 2x |
| Stephane Voltaire | | | | | 1, 2023 | — | — | — | — |
| Isas Waxter | 6, 10.19 | 1.0, 2x | | 1, 2x | 7, 2019 | 1.0, 6x | 1.0, 2021 | 2, 2023 | |
| Jayvont Williams | 1, 10.5 | | | | 1, 2x | — | — | — | — |
| Jon Wyatt | 3, 9.7 | 0.5, 9.7 | | | 3, 2024 | 0.5, 2024 | — | — | 1, 2x |

GAME BY GAME DEFENSIVE STATISTICS

| OPPONENT | TFL | SACKS | FF | FR | INT | PBU | BLK | YARDS | POINTS |
|--------------------|---------------|---------------|-----------|----------|----------|-----------|----------|-------------|------------|
| Youngstown State | 5-15 | 1-1 | 1 | 1 | 2 | 2 | 0 | 321 | 17 |
| at Colgate | 5-21 | 1-12 | 0 | 0 | 1 | 2 | 0 | 264 | 3 |
| Towson | 4-21 | 3-17 | 1 | 0 | 0 | 4 | 2 | 394 | 13 |
| at Maryland | 7-17 | 1-7 | 1 | 1 | 1 | 1 | 0 | 497 | 38 |
| LIU | 1-5 | 0-0 | 0 | 2 | 0 | 3 | 0 | 176 | 10 |
| at Stony Brook | 7-29 | 2-19 | 2 | 1 | 1 | 2 | 0 | 310 | 24 |
| at Maine | 5-17 | 1-11 | 2 | 1 | 0 | 0 | 0 | 341 | 35 |
| New Hampshire | 9-38 | 2-20 | 1 | 1 | 0 | 2 | 0 | 254 | 6 |
| at Hampton | 5-12 | 2-3 | 0 | 0 | 1 | 2 | 0 | 239 | 14 |
| North Carolina A&T | 5-13 | 2-4 | 0 | 0 | 0 | 2 | 0 | 169 | 3 |
| at Monmouth | 3-13 | 0-0 | 0 | 0 | 0 | 1 | 0 | 502 | 40 |
| Delaware | 7-36 | 4-27 | 2 | 2 | 2 | 7 | 0 | 409 | 28 |
| TOTAL | 63-237 | 19-121 | 10 | 9 | 8 | 28 | 2 | 3876 | 231 |

VILLANOVA FOOTBALL GAME NOTES

GAME BY GAME TACKLES

| Total Tackles | UA-A | TOT | YSU | COL | TOW | MD | LIU | SB | ME | UNH | HAM | NCAT | MON | DEL |
|------------------|----------------|------------|--------------|--------------|--------------|--------------|--------------|--------------|--------------|--------------|--------------|--------------|--------------|--------------|
| Shane Hartzell | 46-60 | 106 | 7-4 | 4-2 | 0-8 | 5-2 | 3-4 | 5-6 | 4-1 | 8-12 | 5-4 | 3-5 | 1-0 | 2-11 |
| Brendan Bell | 51-53 | 104 | 5-6 | 9-1 | 2-10 | 4-1 | 3-1 | 7-8 | 1-3 | 6-3 | 3-4 | 2-4 | 6-2 | 3-10 |
| Ethan Potter | 35-35 | 70 | 4-2 | 2-2 | 2-3 | 7-3 | 0-2 | 1-6 | 6-4 | 3-5 | 5-2 | 1-0 | 1-1 | 3-5 |
| Richie Kimmel | 15-39 | 54 | 2-8 | 1-4 | 1-6 | 2-1 | 0-0 | 3-7 | 1-0 | DNP | 3-3 | 0-5 | 1-3 | 1-2 |
| Ty Trinh | 30-17 | 47 | 5-0 | 4-2 | 0-2 | 4-1 | 1-2 | 1-3 | 1-1 | 1-1 | 1-0 | 2-0 | 7-1 | 3-4 |
| Jalen Goodman | 33-13 | 46 | 6-1 | 3-0 | 6-3 | 3-2 | 2-0 | 2-1 | 0-1 | 5-4 | 1-1 | 3-0 | 2-0 | 0-1 |
| Ayden Howard | 16-22 | 38 | 1-2 | 1-1 | 0-1 | 4-2 | 0-3 | 2-1 | 1-2 | 0-2 | 0-3 | 1-1 | 2-2 | 4-2 |
| Isas Waxter | 24-9 | 33 | DNP | 0-0 | 1-2 | 2-0 | 2-0 | 4-0 | 5-1 | 3-2 | 1-1 | 3-1 | 0-0 | 3-2 |
| Obinna Nwobodo | 15-16 | 31 | 1-0 | 1-0 | 0-4 | 1-0 | 0-0 | 0-1 | 1-4 | 0-3 | 3-3 | 1-0 | 5-0 | 2-1 |
| Zahmir Dawud | 22-8 | 30 | 3-1 | 2-0 | 1-3 | 2-1 | 0-0 | 0-0 | 2-1 | 2-1 | 2-0 | 1-0 | 4-0 | 3-1 |
| Turner Inge | 17-13 | 30 | 1-0 | 2-1 | 1-0 | 2-0 | 2-0 | 2-2 | 0-6 | 1-3 | 1-0 | 1-0 | 4-1 | 0-0 |
| Chuck Smith | 10-19 | 29 | 0-1 | 1-2 | 0-4 | 0-1 | 1-0 | 1-2 | 0-2 | 0-1 | 3-2 | 2-1 | 2-1 | 0-2 |
| Tyrell Mims | 23-4 | 27 | 1-0 | DNP | 4-1 | 3-1 | 4-0 | 2-1 | 1-0 | 3-0 | 0-0 | 1-0 | 2-0 | 2-1 |
| Nigel McSween | 12-15 | 27 | 1-0 | 0-1 | 1-2 | 1-0 | 0-1 | 3-1 | 0-3 | 0-3 | 5-1 | 0-0 | 0-0 | 1-3 |
| Christian Sapp | 14-6 | 20 | 2-0 | 3-1 | 5-1 | DNP | DNP | 1-0 | 1-0 | 1-1 | 0-0 | 1-0 | 0-0 | 0-3 |
| Jordan Nelson | 6-14 | 20 | 0-0 | 0-1 | 0-2 | 1-1 | 2-0 | 1-1 | 1-6 | 0-0 | 0-0 | 1-1 | 0-0 | 0-2 |
| Capri Martin | 7-12 | 19 | 1-1 | 0-0 | 1-4 | 1-2 | 0-0 | 1-0 | 0-1 | 1-1 | 0-1 | 1-0 | 1-1 | 0-1 |
| Newton Essiem | 4-2 | 6 | 0-0 | 1-0 | 0-0 | 1-0 | 0-0 | 0-2 | 1-0 | 0-0 | 0-0 | 1-0 | DNP | 0-0 |
| JR Strauss | 3-3 | 6 | 0-0 | 0-0 | 0-0 | 0-0 | 0-0 | 1-1 | 0-1 | 0-0 | 0-1 | 1-0 | 1-0 | 0-0 |
| Mike Kennedy | 1-5 | 6 | 0-0 | 0-0 | 0-1 | 0-1 | 1-0 | 0-0 | 0-0 | 0-0 | 0-2 | 0-1 | 0-0 | 0-0 |
| Chandon Pierre | 1-5 | 6 | 0-2 | DNP | DNP | 0-1 | 0-0 | 0-0 | 0-1 | 1-0 | 0-1 | 0-0 | DNP | 0-0 |
| Kaleb Moody | 2-2 | 3 | 0-0 | 0-0 | 0-1 | 0-0 | 0-0 | 0-0 | 0-0 | 0-0 | 1-1 | 0-0 | 1-0 | 0-0 |
| Jon Wyatt | 2-2 | 4 | 0-0 | 1-2 | 0-0 | 0-0 | DNP | 1-0 | 0-0 | DNP | DNP | 0-0 | DNP | DNP |
| Jason Hall | 3-0 | 3 | 1-0 | 1-0 | 0-0 | 0-0 | 0-0 | 1-0 | 0-0 | 0-0 | 0-0 | 0-0 | 0-0 | 0-0 |
| Timmy Furgeson | 0-3 | 3 | 0-0 | 0-0 | 0-0 | 0-0 | 0-0 | 0-0 | 0-0 | 0-1 | 0-1 | 0-0 | 0-0 | 0-1 |
| Anthony Hawkins | 2-0 | 2 | DNP | DNP | DNP | DNP | DNP | DNP | DNP | DNP | 1-0 | 1-0 | DNP | 0-0 |
| Julian Glantz | 1-1 | 2 | DNP | 0-0 | 0-0 | 0-0 | 0-0 | 0-0 | 0-0 | 0-0 | 0-1 | 0-0 | 0-0 | 1-0 |
| Ivan Murray | 1-1 | 2 | DNP | 0-0 | 0-0 | 1-0 | 0-1 | 0-0 | 0-0 | DNP | DNP | DNP | DNP | 0-0 |
| Jaylan Sanchez | 1-1 | 2 | 0-0 | 0-0 | 0-0 | 0-0 | 0-0 | 0-0 | 0-0 | 0-1 | 0-0 | 1-0 | 0-0 | 0-0 |
| Damill Bostic | 1-0 | 1 | 0-0 | 1-0 | DNP | DNP | DNP | DNP | DNP | DNP | DNP | 0-0 | DNP | DNP |
| Kyle Fay | 1-0 | 1 | 0-0 | 0-0 | 0-0 | 0-0 | 0-0 | 0-0 | 0-0 | 1-0 | DNP | DNP | 0-0 | DNP |
| Ethan Gettman | 1-0 | 1 | 0-0 | 0-0 | 0-0 | 0-0 | 0-0 | 0-0 | 0-0 | 0-0 | 0-0 | 1-0 | 0-0 | 0-0 |
| Garrett Rogan | 1-0 | 1 | DNP | DNP | 0-0 | 0-0 | 0-0 | 0-0 | 0-0 | 0-0 | 0-0 | 1-0 | 0-0 | 0-0 |
| Ugo Nwotite | 0-1 | 1 | DNP | DNP | DNP | DNP | 0-0 | DNP | DNP | 0-0 | DNP | 0-1 | DNP | DNP |
| Jayvont Williams | 0-1 | 1 | DNP | 0-0 | 0-0 | 0-0 | 0-0 | 0-1 | 0-0 | 0-0 | 0-0 | 0-0 | DNP | 0-0 |
| TOTAL | 402-382 | 784 | 41-28 | 37-20 | 25-58 | 44-20 | 21-14 | 39-44 | 26-38 | 36-44 | 35-32 | 30-20 | 40-12 | 28-52 |

SPECIAL TEAMS TACKLES

| Total Tackles | KO-PU | TOT | YSU | COL | TOW | MD | LIU | SB | ME | UNH | HAM | NCAT | MON | DEL |
|----------------|--------------|-----------|------------|------------|------------|------------|------------|------------|------------|------------|------------|------------|------------|------------|
| Turner Inge | 3-1 | 4 | 1-0 | 0-0 | 0-1 | 0-0 | 0-0 | 2-0 | 0-0 | 0-0 | 0-0 | 0-0 | 0-0 | 0-0 |
| Ethan Potter | 3-1 | 4 | 1-0 | 0-0 | 0-0 | 0-0 | 0-0 | 0-0 | 1-0 | 0-1 | 0-0 | 0-0 | 0-0 | 1-0 |
| Tyrell Mims | 2-2 | 4 | 1-0 | 0-0 | 0-1 | 0-0 | 0-1 | 1-0 | 0-0 | 0-0 | 0-0 | 0-0 | 0-0 | 0-0 |
| Jason Hall | 3-0 | 3 | 1-0 | 1-0 | 0-0 | 0-0 | 0-0 | 1-0 | 0-0 | 0-0 | 0-0 | 0-0 | 0-0 | 0-0 |
| JR Strauss | 3-0 | 3 | 0-0 | 0-0 | 0-0 | 0-0 | 0-0 | 0-0 | 0-0 | 0-0 | 1-0 | 1-0 | 1-0 | 0-0 |
| Timmy Furgeson | 0-3 | 3 | 0-0 | 0-0 | 0-0 | 0-0 | 0-0 | 0-0 | 0-0 | 0-1 | 0-1 | 0-0 | 0-0 | 0-1 |
| Brendan Bell | 2-0 | 2 | 0-0 | 0-0 | 0-0 | 0-0 | 0-0 | 1-0 | 0-0 | 0-0 | 0-0 | 0-0 | 1-0 | 0-0 |
| Julian Glantz | 2-0 | 2 | DNP | 0-0 | 0-0 | 0-0 | 0-0 | 0-0 | 0-0 | 0-0 | 1-0 | 0-0 | 0-0 | 1-0 |
| Jalen Goodman | 2-0 | 2 | 1-0 | 0-0 | 0-0 | 0-0 | 0-0 | 0-0 | 0-0 | 0-0 | 0-0 | 1-0 | 0-0 | 0-0 |
| Christian Sapp | 2-0 | 2 | 0-0 | 0-0 | 2-0 | DNP | DNP | 0-0 | 0-0 | 0-0 | 0-0 | 0-0 | 0-0 | 0-0 |
| Isas Waxter | 2-0 | 2 | DNP | 0-0 | 0-0 | 0-0 | 0-0 | 0-0 | 0-0 | 0-0 | 0-0 | 0-0 | 0-0 | 2-0 |
| Jordan Nelson | 1-1 | 2 | 0-0 | 0-0 | 0-0 | 0-0 | 0-0 | 1-0 | 0-0 | 0-0 | 0-0 | 0-0 | 0-0 | 0-1 |
| Ethan Gettman | 1-0 | 1 | 0-0 | 0-0 | 0-0 | 0-0 | 0-0 | 0-0 | 0-0 | 0-0 | 0-0 | 1-0 | 0-0 | 0-0 |
| Jaylan Sanchez | 0-2 | 2 | 0-0 | 0-0 | 0-0 | 0-0 | 0-0 | 0-0 | 0-0 | 0-1 | 0-0 | 0-1 | 0-0 | 0-0 |
| Ayden Howard | 0-1 | 1 | 0-0 | 0-0 | 0-0 | 0-1 | 0-0 | 0-0 | 0-0 | 0-0 | 0-0 | 0-0 | 0-0 | 0-0 |
| Kaleb Moody | 0-1 | 1 | 0-0 | 0-0 | 0-0 | 0-0 | 0-0 | 0-0 | 0-0 | 0-0 | 0-1 | 0-0 | 0-0 | 0-0 |
| TOTAL | 26-12 | 38 | 5-0 | 1-0 | 2-2 | 0-1 | 0-1 | 6-0 | 1-0 | 0-3 | 2-2 | 3-1 | 2-0 | 4-2 |

VILLANOVA FOOTBALL GAME NOTES

GAME BY GAME STARTERS

| OFFENSE | QB | RB | WR | WR | WR | TE/WR | LT | LG | C | RG | RT |
|-------------|----------|---------|----------|----------|---------|---------|----------|-----------|---------|-----------|-----------|
| YSU | Watkins | Ragland | Sanchez | D. Smith | Miles | Lopes | Voltaire | Broderick | Picard | McCullers | Ajirotutu |
| Colgate | Watkins | Ragland | Sanchez | D. Smith | Miles | Clayton | Voltaire | Ajirotutu | Picard | McCullers | Fay |
| Towson | Watkins | Ragland | Sanchez | D. Smith | Miles | Clayton | Voltaire | Ajirotutu | Picard | McCullers | Fay |
| Maryland | Watkins | Ragland | Sanchez | D. Smith | Miles | Clayton | Voltaire | Cregan | Picard | McCullers | Fay |
| LIU | Watkins | Ragland | Sanchez | Lopes | Miles | Clayton | Voltaire | Broderick | Picard | McCullers | Fay |
| Stony Brook | Watkins | Mace | Sanchez | D. Smith | Miles | Lopes | Voltaire | Ajirotutu | Picard | McCullers | Fay |
| Maine | Watkins | Mace | Sanchez | D. Smith | Miles | Clayton | Voltaire | Broderick | Picard | McCullers | Fay |
| UNH | Watkins | Avit | Sanchez | D. Smith | Kopecky | Lopes | Voltaire | Broderick | Picard | McCullers | Fay |
| Hampton | Watkins | Avit | Sanchez | D. Smith | Kopecky | Clayton | Voltaire | Broderick | Picard | McCullers | Cregan |
| NC A&T | Watkins | Avit | Sanchez | D. Smith | Kopecky | Clayton | Voltaire | Broderick | Picard | McCullers | Cregan |
| Monmouth | Watkins | Avit | Sanchez | D. Smith | Kopecky | Lopes | Voltaire | Broderick | Picard | McCullers | Fay |
| Delaware | Watkins | Avit | Sanchez | D. Smith | Kopecky | Welde | Voltaire | Broderick | Picard | McCullers | Cregan |
| DEFENSE | DE | DT | DE | LB | LB | LB | CB | CB | FS | WS | SS |
| YSU | C. Smith | Nwobodo | Pierre | Hartzell | Kimmel | Bell | Mims | Dawud | Goodman | Potter | Trinh |
| Colgate | C. Smith | Nwobodo | Martin | Hartzell | Kimmel | Bell | Wyatt | Dawud | Goodman | Potter | Trinh |
| Towson | C. Smith | Nwobodo | Martin | Hartzell | Kimmel | Bell | Mims | Waxter | Goodman | Potter | Trinh |
| Maryland | C. Smith | Nwobodo | Martin | Hartzell | Kimmel | Bell | Mims | Waxter | Goodman | Potter | Trinh |
| LIU | Howard | Nwobodo | Martin | Hartzell | Kimmel | Bell | Mims | Waxter | Goodman | Potter | Trinh |
| Stony Brook | Howard | Nwobodo | Martin | Hartzell | Kimmel | Bell | Mims | Waxter | Goodman | Potter | Trinh |
| Maine | Howard | Nwobodo | Martin | Hartzell | Kimmel | Bell | Mims | Waxter | Goodman | Potter | Trinh |
| UNH | Howard | Nwobodo | Martin | Hartzell | Inge | Bell | Mims | Waxter | Goodman | Potter | Trinh |
| Hampton | Howard | Nwobodo | Martin | Hartzell | Kimmel | Bell | Mims | Waxter | Goodman | Potter | Trinh |
| NC A&T | Howard | Nwobodo | Martin | Hartzell | Kimmel | Bell | Mims | Waxter | Goodman | Potter | Trinh |
| Monmouth | Howard | Nwobodo | Martin | Hartzell | Kimmel | Bell | Mims | Waxter | Goodman | Potter | Trinh |
| Delaware | Howard | Nwobodo | C. Smith | Hartzell | Kimmel | Bell | Mims | Waxter | Goodman | Potter | Trinh |

VILLANOVA SCORING DRIVES

| OPP | QTR | TIME | PL/YDS/TM | RES | PLAY | OPP | QTR | TIME | PL/YDS/TM | RES | PLAY |
|-----|-----|-------|------------|-----|----------------------------|------|-----|-------|------------|-----|----------------------------|
| YSU | 1 | 8:57 | 6/42/2:43 | FG | Gettman 42 yard field goal | HAMP | 1 | 2:13 | 11/48/5:02 | FG | Gettman 29 yard field goal |
| YSU | 1 | 1:23 | 7/79/4:04 | TD | Watkins 14 yard run | HAMP | 2 | 7:11 | 5/26/2:06 | TD | Avig 1 yard run |
| YSU | 2 | 2:20 | 7/45/3:57 | TD | Ragland 3 yard run | HAMP | 3 | 10:06 | 10/52/4:54 | FG | Gettman 40 yard field goal |
| YSU | 3 | 10:52 | 4/88/2:23 | TD | Watkins 29 yard run | HAMP | 3 | 4:59 | 5/78/2:35 | TD | Bell 4 yard run |
| COL | 1 | 2:59 | 2/72/0:51 | TD | D. Smith 71 yard reception | NCAT | 1 | 9:23 | 9/56/4:42 | TD | Sanchez 18 yard reception |
| COL | 3 | 11:53 | 6/63/2:59 | TD | Ragland 1 yard run | NCAT | 2 | 11:13 | 11/44/5:30 | FG | Gettman 33 yard field goal |
| COL | 4 | 10:06 | 10/69/5:59 | TD | D. Smith 8 yard reception | NCAT | 3 | 10:03 | 9/70/4:52 | TD | Watkins 13 yard run |
| COL | 4 | 3:59 | 8/52/4:57 | TD | Watkins 13 yard run | NCAT | 3 | 5:05 | 5/80/3:08 | TD | Watkins 12 yard run |
| | | | | | | NCAT | 4 | 11:22 | 10/51/5:38 | TD | Avit 1 yard run |
| TOW | 2 | 12:10 | 9/54/4:46 | TD | Sanchez 20 yd reception | MON | 1 | 2:19 | 14/73/8:36 | TD | Watkins 2 yard run |
| TOW | 3 | 1:16 | 4/80/2:31 | TD | Sanchez 6 yd reception | MON | 2 | 6:26 | 8/59/4:10 | TD | Avit 25 yard run |
| MD | 3 | 7:17 | 4/-8/1:20 | FG | Gettman 33 yard field goal | MON | 3 | 6:50 | 7/35/3:22 | FG | Gettman 26 yard field goal |
| MD | 3 | 4:15 | 6/53/3:00 | TD | D. Smith 17 yard reception | MON | 4 | 14:50 | 10/75/5:11 | TD | Watkins 6 yard run |
| MD | 4 | 10:33 | 11/55/5:03 | FG | Gettman 37 yard field goal | MON | 4 | 6:03 | 12/79/3:25 | TD | D. Smith 17 yard reception |
| MD | 4 | 1:11 | 9/80/4:14 | TD | Maddocks 8 yard run | DEL | 1 | 4:39 | 8/75/4:48 | TD | Avit 1 yard run |
| LIU | 1 | 7:55 | 13/84/6:55 | FG | Gettman 24 yard field goal | DEL | 1 | 2:55 | — | TD | Bell 38 yard INT return |
| LIU | 1 | 3:04 | 3/19/1:57 | TD | Ragland 12 yard run | DEL | 2 | 9:49 | 5/50/2:14 | TD | Miles 36 yard reception |
| LIU | 2 | 0:34 | 11/89/4:50 | TD | Ragland 1 yard run | DEL | 3 | 12:36 | 6/76/2:23 | TD | Watkins 38 yard run |
| LIU | 4 | 14:55 | 2/19/0:17 | TD | Avit 5 yard run | DEL | 4 | 8:41 | 6/41/2:00 | FG | Gettman 31 yard field goal |
| | | | | | | DEL | 4 | 7:39 | 2/18/0:52 | TD | Bell 6 yard run |
| SB | 1 | 0:00 | 6/92/3:03 | TD | Kopecky 26 yard reception | | | | | | |
| SB | 2 | 3:03 | 6/70/2:36 | TD | Avit 1 yard run | | | | | | |
| SB | 3 | 7:08 | 2/26/0:42 | TD | Avit 1 yard run | | | | | | |
| SB | 3 | 3:47 | 3/80/1:22 | TD | Avit 59 yard run | | | | | | |
| SB | 4 | 8:40 | 1/72/0:11 | TD | Avit 72 yard run | | | | | | |
| SB | 4 | 2:26 | 9/64/5:05 | TD | Mace 21 yard run | | | | | | |
| UM | 4 | 1:50 | 12/66/5:11 | TD | Maddocks 7 yard run | | | | | | |
| UNH | 2 | 11:27 | 10/81/4:38 | TD | Kopecky 25 yard reception | | | | | | |
| UNH | 4 | 8:21 | 9/99/5:24 | TD | D. Smith 19 yard reception | | | | | | |

VILLANOVA FOOTBALL GAME NOTES

LONG PLAYS BY THE NUMBERS

| YARDS | NO. | TD |
|-------|-----|----|
| 100+ | 0 | 0 |
| 90-99 | 0 | 0 |
| 80-89 | 0 | 0 |
| 70-79 | 3 | 2 |
| 60-69 | 1 | 0 |
| 50-59 | 3 | 1 |
| 40-49 | 4 | 0 |
| 30-39 | 12 | 3 |
| 20-29 | 46 | 6 |

LONG PLAYS BY TYPE

| PLAY | NO. | TD |
|----------------|-----|----|
| Rushing | 21 | 6 |
| Passing | 28 | 5 |
| Punt Returns | 1 | 0 |
| Kick Returns | 17 | 0 |
| Interceptions | 2 | 1 |
| Fumble Returns | 0 | 0 |
| Other | 0 | 0 |
| TOTAL | 69 | 12 |

LONGEST PLAYS OF THE YEAR

| | |
|----------------------------|------------------------------------|
| RUSHING | |
| 72 | David Avit vs. Stony Brook |
| RUSHING TOUCHDOWN | |
| 72 | David Avit vs. Stony Brook |
| PASSING | |
| 72 | Connor Watkins vs. Hampton |
| PASSING TOUCHDOWN | |
| 71 | Connor Watkins vs. Colgate |
| RECEPTION | |
| 72 | Jaylan Sanchez vs. Hampton |
| RECEIVING TOUCHDOWN | |
| 71 | Devin Smith vs. Colgate |
| PUNT RETURN | |
| 22 | Tanner Maddocks vs. Stony Brook |
| KICK RETURN | |
| 50 | Ja’briel Mace vs. Monmouth |
| INTERCEPTION RETURN | |
| 38 | Brendan Bell vs. Delaware |
| FUMBLE RETURN | |
| 18 | Shane Hartzell vs. LIU |
| PUNT | |
| 72 | Ethan Gettman vs. New Hampshire |
| FIELD GOAL | |
| 42 | Ethan Gettman vs. Youngstown State |

LONGEST PLAYS OF THE YEAR (20+ YARDS)

| YDS | TYPE | PLAYER | OPPONENT |
|-----|------|----------------------------------|--------------------|
| 72* | Rush | David Avit | Stony Brook |
| 72 | Pass | Connor Watkins to Jaylan Sanchez | Hampton |
| 71* | Pass | Connor Watkins to Devin Smith | Colgate |
| 65 | Rush | Isaiah Ragland | Towson |
| 59* | Rush | David Avit | Stony Brook |
| 55 | Rush | Isaiah Ragland | North Carolina A&T |
| 50 | KR | Ja’briel Mace | Monmouth |
| 45 | Rush | Connor Watkins | Youngstown State |
| 45 | Pass | Connor Watkins to Jaylan Sanchez | LIU |
| 42 | KR | Christian Sapp | Youngstown State |
| 40 | KR | Ja’briel Mace | Monmouth |
| 38* | INT | Brendan Bell | Delaware |
| 38* | Rush | Connor Watkins | Delaware |
| 37 | Pass | Connor Watkins to David Avit | Monmouth |
| 36 | KR | Christian Sapp | Colgate |
| 36* | Pass | Connor Watkins to Kenyon Miles | Delaware |
| 35 | Pass | Connor Watkins to Ja’briel Mace | Youngstown State |
| 35 | Rush | Connor Watkins | Stony Brook |
| 34 | Pass | Connor Watkins to Devin Smith | North Carolina A&T |
| 32 | Pass | Connor Watkins to Luke Daly | Stony Brook |
| 31 | Rush | Isaiah Ragland | Youngstown State |
| 31 | KR | Isaiah Wright | LIU |
| 31 | Pass | Connor Watkins to Devin Smith | New Hampshire |
| 29* | Rush | Connor Watkins | Youngstown State |
| 28 | Pass | Connor Watkins to Jaylan Sanchez | Towson |
| 28 | KR | Devin Smith | Maine |
| 27 | Rush | Connor Watkins | Hampton |
| 27 | Pass | Connor Watkins to Jaylan Sanchez | Delaware |
| 27 | Rush | David Avit | Delaware |
| 26* | Pass | Connor Watkins to Lucas Kopecky | Stony Brook |
| 26 | KR | Ja’briel Mace | Hampton |
| 25 | Pass | Connor Watkins to Jaylan Sanchez | Colgate |
| 25 | KR | Devin Smith | Maryland |
| 25 | Pass | Connor Watkins to Ja’briel Mace | LIU |
| 25 | Rush | David Avit | Stony Brook |
| 25 | Rush | Isaiah Wright | Stony Brook |
| 25* | Pass | Connor Watkins to Lucas Kopecky | New Hampshire |
| 25* | Rush | David Avit | Monmouth |
| 24 | Pass | Connor Watkins to Isaiah Ragland | Maryland |
| 24 | Pass | Tanner Maddocks to Chris Colby | Maryland |
| 24 | INT | Ty Trinh | Maryland |
| 24 | KR | Devin Smith | Maine |
| 24 | Rush | Ja’briel Mace | New Hampshire |
| 24 | Pass | Connor Watkins to Lucas Kopecky | Delaware |
| 23 | Pass | Connor Watkins to Daniel Lopes | Youngstown State |
| 23 | Pass | Connor Watkins to Daniel Lopes | Colgate |
| 23 | Rush | Isaiah Ragland | Colgate |
| 23 | Rush | Ja’briel Mace | Maryland |
| 23 | Pass | Connor Watkins to Devin Smith | Stony Brook |
| 23 | Pass | Tanner Maddocks to Chris Colby | Maine |
| 23 | KR | Devin Smith | Maine |
| 22 | KR | Christian Sapp | Towson |
| 22 | KR | Devin Smith | Maryland |
| 22 | PR | Tanner Maddocks | Stony Brook |
| 21 | KR | Christian Sapp | Colgate |
| 21 | KR | Christian Sapp | Towson |
| 21* | Rush | Ja’briel Mace | Stony Brook |
| 21 | Pass | Tanner Maddocks to Eli Smith | Maine |
| 21 | Pass | Connor Watkins to David Avit | North Carolina A&T |
| 21 | Pass | Connor Watkins to Devin Smith | Delaware |
| 20 | Rush | David Avit | Youngstown State |
| 20 | Pass | Connor Watkins to Devin Smith | Colgate |
| 20* | Pass | Connor Watkins to Jaylan Sanchez | Towson |
| 20 | KR | Devin Smith | Maryland |
| 20 | KR | Devin Smith | Maryland |
| 20 | KR | Devin Smith | Maine |
| 20 | Rush | Connor Watkins | New Hampshire |
| 20 | Pass | Connor Watkins to Devin Smith | Delaware |
| 20 | Rush | Connor Watkins | Delaware |

* denotes a touchdown

| 20-YARD PLUS BY PLAYER | | | | | | | | |
|-------------------------------|-----|----|------|------|----|----|----|----|
| PLAYER | NO. | TD | RUSH | REC. | KR | PR | IR | FR |
| D. Smith | 15 | 1 | 0 | 5 | 8 | 0 | 0 | 0 |
| Avit | 8 | 3 | 6 | 2 | 0 | 0 | 0 | 0 |
| Mace | 8 | 1 | 3 | 2 | 3 | 0 | 0 | 0 |
| Watkins | 7 | 2 | 7 | 0 | 0 | 0 | 0 | 0 |
| Sanchez | 6 | 1 | 0 | 6 | 0 | 0 | 0 | 0 |
| Ragland | 5 | 0 | 4 | 1 | 0 | 0 | 0 | 0 |
| Sapp | 5 | 0 | 0 | 0 | 5 | 0 | 0 | 0 |
| Kopecky | 3 | 2 | 0 | 3 | 0 | 0 | 0 | 0 |
| Wright | 2 | 0 | 1 | 0 | 1 | 0 | 0 | 0 |
| Colby | 2 | 0 | 0 | 2 | 0 | 0 | 0 | 0 |
| Lopes | 2 | 0 | 0 | 2 | 0 | 0 | 0 | 0 |
| Miles | 1 | 1 | 0 | 1 | 0 | 0 | 0 | 0 |
| Bell | 1 | 1 | 0 | 0 | 0 | 0 | 1 | 0 |
| Daly | 1 | 0 | 0 | 1 | 0 | 0 | 0 | 0 |
| E. Smith | 1 | 0 | 0 | 1 | 0 | 0 | 0 | 0 |
| Maddocks | 1 | 0 | 0 | 0 | 0 | 1 | 0 | 0 |
| Trinh | 1 | 0 | 0 | 0 | 0 | 0 | 1 | 0 |
| TOTAL | 69 | 12 | 21 | 28 | 17 | 1 | 2 | 0 |

VILLANOVA FOOTBALL GAME NOTES

MISCELLANEOUS STATS

NON-OFFENSIVE TOUCHDOWNS

| Player | Type | Yds | Opponent |
|--------------|------|-----|----------|
| Brendan Bell | INT | 38 | Delaware |

POINTS OFF TURNOVERS

| OPPONENT | VU TO | OPP PTS | OPP TO | VU PTS | +/- |
|------------------|-----------|-----------|-----------|-----------|------------|
| Youngstown State | 0 | 0 | 3 | 3 | +3 |
| at Colgate | 0 | 0 | 1 | 0 | 0 |
| Towson | 2 | 0 | 0 | 0 | 0 |
| at Maryland | 0 | 0 | 2 | 3 | +3 |
| LIU | 0 | 0 | 2 | 14 | +14 |
| at Stony Brook | 1 | 7 | 2 | 7 | 0 |
| at Maine | 4 | 7 | 1 | 0 | -7 |
| New Hampshire | 2 | 0 | 1 | 0 | 0 |
| at Hampton | 0 | 0 | 1 | 0 | 0 |
| N.C. A&T | 0 | 0 | 0 | 0 | 0 |
| at Monmouth | 0 | 0 | 0 | 0 | 0 |
| Delaware | 1 | 7 | 4 | 17 | +10 |
| TOTAL | 10 | 21 | 17 | 44 | +23 |

CAREER INTERCEPTIONS

| Player | INT | Return Yards | Long | TD |
|----------------|-----|--------------|------|----|
| Ty Trinh | 4 | 47 | 24 | 0 |
| Tyrell Mims | 4 | 0 | 0 | 0 |
| Christian Sapp | 3 | 0 | 0 | 0 |
| Jalen Goodman | 2 | 104 | 81 | 1 |
| Brendan Bell | 2 | 55 | 38 | 1 |
| Zahmir Dawud | 2 | 2 | 2 | 0 |
| Isas Waxter | 2 | 0 | 0 | 0 |
| Shane Hartzell | 1 | 19 | 19 | 0 |
| Richie Kimmel | 1 | 0 | 0 | 0 |
| Ethan Potter | 1 | 1 | 1 | 0 |

CAREER FUMBLES

| Player | FF | FR | Return Yards | TD |
|----------------|----|----|--------------|----|
| Brendan Bell | 3 | 3 | 0 | 0 |
| Zahmir Dawud | 1 | 0 | 0 | 0 |
| Timmy Furgeson | 1 | 3 | 3 | 0 |
| Jalen Goodman | 1 | 2 | 0 | 0 |
| Shane Hartzell | 3 | 1 | 18 | 0 |
| Richie Kimmel | 0 | 2 | 1 | 0 |
| Tyrell Mims | 0 | 2 | 0 | 0 |
| Jodan Nelson | 0 | 1 | 0 | 0 |
| Obinna Nwobodo | 1 | 0 | 0 | 0 |
| Chandon Pierre | 1 | 0 | 0 | 0 |
| Ethan Potter | 1 | 2 | 0 | 0 |
| Christian Sapp | 1 | 0 | 0 | 0 |
| Chuck Smith | 4 | 2 | 0 | 0 |
| Ty Trinh | 1 | 2 | 0 | 0 |
| Isas Waxter | 3 | 1 | 0 | 0 |

CAREER BLOCKED KICKS

| Player | Type | Opponent | Date |
|----------------|------|----------------|----------|
| Brendan Bell | Punt | UAlbany | 10.16.21 |
| Richie Kimmel | Punt | Delaware | 11.19.22 |
| Tyrell Mims | Punt | William & Mary | 10.30.21 |
| JR Strauss | FG | Towson | 9.16.24 |
| Obinna Nwobodo | FG | Towson | 9.16.24 |

CAREER 100-YARD RUSHING GAMES

| Player | Yds. | Att. | TD | Opp. | Date |
|----------------|------|------|----|----------|----------|
| David Avit | 160 | 24 | 1 | LIU | 9.28.24 |
| David Avit | 183 | 13 | 4 | Stony B. | 10.5.24 |
| Isaiah Ragland | 126 | 15 | 0 | Elon | 10.14.23 |
| Isaiah Ralgnad | 141 | 17 | 0 | Towson | 9.16.24 |
| Connor Watkins | 130 | 11 | 2 | Hampton | 10.29.22 |
| Connor Watkins | 113 | 10 | 3 | URI | 9.23.23 |
| Connor Watkins | 125 | 13 | 0 | Elon | 10.14.23 |
| Connor Watkins | 107 | 10 | 2 | YSU | 8.29.24 |

CAREER 100-YARD RECEIVING GAMES

| Player | Yds. | Rec. | TD | Opp. | Date |
|----------------|------|------|----|-------------|----------|
| Jaylan Sanchez | 128 | 2 | 0 | Colgate | 9.9.23 |
| Jaylan Sanchez | 158 | 6 | 2 | NC A&T | 10.7.23 |
| Jaylan Sanchez | 103 | 4 | 1 | Stony B. | 10.28.23 |
| Jaylan Sanchez | 103 | 5 | 0 | Hampton | 11.2.24 |
| Devin Smith | 103 | 4 | 1 | S. Car. St. | 10.26.23 |
| Devin Smith | 202 | 6 | 1 | Richmond | 11.25.23 |
| Devin Smith | 116 | 6 | 2 | Colgate | 9.7.24 |

CAREER 300-YARD PASSING GAMES

| Player | Yds. | C-A-I | TD | Opp. | Date |
|----------------|------|---------|----|----------|----------|
| Connor Watkins | 310 | 8-11-0 | 2 | Colgate | 9.9.23 |
| Connor Watkins | 361 | 13-19-0 | 4 | Stony B. | 10.28.23 |

CAREER DOUBLE DIGIT TACKLE GAMES

| Player | TOT | UA-A | Opp. | Date |
|----------------|-----|------|-------------|----------|
| Brendan Bell | 10 | 5-5 | Towson | 11.5.22 |
| Brendan Bell | 12 | 9-3 | Delaware | 11.19.22 |
| Brendan Bell | 14 | 8-6 | UNH | 11.4.23 |
| Brendan Bell | 12 | 4-8 | Delaware | 11.18.23 |
| Brendan Bell | 11 | 5-6 | YSU | 8.29.24 |
| Brendan Bell | 10 | 9-1 | Colgate | 9.7.24 |
| Brendan Bell | 12 | 2-10 | Towson | 9.14.24 |
| Brendan Bell | 15 | 7-8 | Stony Brook | 10.5.24 |
| Brendan Bell | 13 | 3-10 | Delaware | 11.23.24 |
| Jalen Goodman | 13 | 10-3 | URI | 3.13.21 |
| Jalen Goodman | 12 | 10-2 | Holy Cr. | 12.3.21 |
| Jalen Goodman | 12 | 5-7 | Delaware | 11.19.22 |
| Shane Hartzell | 15 | 8-7 | Richmond | 10.15.22 |
| Shane Hartzell | 10 | 6-4 | Delaware | 11.19.22 |
| Shane Hartzell | 10 | 4-6 | UNH | 11.4.23 |
| Shane Hartzell | 14 | 7-7 | YSU | 12.2.23 |
| Shane Hartzell | 11 | 7-4 | YSU | 8.29.24 |
| Shane Hartzell | 11 | 5-6 | Stony Brook | 10.5.24 |
| Shane Hartzell | 20 | 8-12 | UNH | 10.26.24 |
| Shane Hartzell | 13 | 2-11 | Delaware | 11.23.24 |
| Richie Kimmel | 10 | 2-8 | YSU | 8.29.24 |
| Richie Kimmel | 10 | 3-7 | Stony Brook | 10.5.24 |
| Kaleb Moody | 10 | 5-5 | Brown | 9.22.23 |
| Ethan Potter | 11 | 4-7 | Maine | 10.1.22 |
| Ethan Potter | 11 | 6-5 | Richmond | 10.15.22 |
| Ethan Potter | 10 | 7-3 | Maryland | 9.21.24 |
| Ethan Potter | 10 | 6-4 | Maine | 10.19.24 |
| Ty Trinh | 12 | 7-5 | UNH | 11.4.23 |

VILLANOVA FOOTBALL GAME NOTES

DEFENSE/SPECIAL TEAMS TOUCHDOWNS

(since becoming an FCS member in 1985)

| PLAY | TDs |
|--------------------------------|-----------|
| DEFENSE (68) | |
| Interception Return..... | 44 |
| Fumble Return..... | 18 |
| Blocked Punt Return..... | 5 |
| Blocked Field Goal Return..... | 1 |
| SPECIAL TEAMS (17) | |
| Kick Return..... | 15 |
| Punt Return..... | 2 |
| TOTAL | 85 |

LONGEST TOUCHDOWNS BY TYPE

Interception Return

100 yards by Rob Rolle on September 17, 2016 vs. Towson

Fumble Return

99 yards by Jaquan Amos on October 7, 2017 vs. Maine

Return of Blocked Punt

33 yards by Ademole Turner on September 21, 1996 vs. Fordham

Return of Blocked Field Goal

73 yards by Craig James on September 28, 2013 vs. Penn

Kick Return

100 yards by Nowoola Awopetu on November 9, 2019 vs. Richmond

Punt Return

66 yards by Poppy Livers on October 20, 2012 vs. Georgia State

DEFENSIVE/SPECIAL TEAMS TDS BY YEAR

DEFENSE

| | |
|---------|--------------------------------------------------------------------------------------|
| 4 | 2000, 2016, 2017, 2019 |
| 3 | 2004, 2005, 2007, 2009, 2012, 2013 |
| 2 | 1986 1989, 1991, 1992, 1994, 1996, 1999, 2003, 2008, 2010, 2011, 2014, 2018, 2021 |
| 1 | 1997, 1998, 2001, 2022, 2023, 2024 |

SPECIAL TEAMS

| | |
|---------|---------------------------------------------------------------------------------|
| 2 | 2000, 2010 |
| 1 | 1996, 1997, 1998, 2001, 2002, 2003, 2004, 2007, 2008, 2009, 2012, 2017, 2019 |

DEFENSIVE/SPECIAL TEAMS TDS BY MONTH

| | |
|-----------------|----|
| August | 3 |
| September | 35 |
| October | 21 |
| November | 23 |
| December | 3 |

DEFENSIVE/SPECIAL TEAMS TDS BY PLAYER

| DEFENSIVE TOUCHDOWNS | TDs |
|---------------------------|----------|
| Jaquan Amos | 4 |
| Jimmy Pitts..... | 3 |
| Ronnie Akins | 2 |
| Nowoola Awopetu | 2 |
| Brian Barajas | 2 |
| Eric Loper | 2 |
| Rob Rolle | 2 |
| Joe Sarnese | 2 |
| Jeff Steeb | 2 |
| Daryl Stewart..... | 2 |
| Danny Abraham..... | 1 |
| Darrell Adams | 1 |
| Brendan Bell | 1 |
| TD Ayo-Durojaiye | 1 |
| Rodney Badger | 1 |
| Christian Benford..... | 1 |
| Austin Calitro | 1 |
| Clarence Curry | 1 |
| Chris Curtis | 1 |
| John Dempsey | 1 |
| Curtis Eller..... | 1 |
| Brennan Erbeznik..... | 1 |
| Jalen Goodman..... | 1 |
| Sean Goodrich | 1 |
| Mike Hoffman | 1 |
| Brian Hulea | 1 |
| Keeling Hunter..... | 1 |
| Craig James | 1 |
| Gary Johnson | 1 |
| Marlon Johnson..... | 1 |
| Joe Keating | 1 |
| Salim Koroma | 1 |
| Tanoh Kpassagnon | 1 |
| Tim Kukucka | 1 |
| DeLonne Kelly | 1 |
| Kevin Long..... | 1 |
| Jason McMillion | 1 |
| Jerry Miles | 1 |
| Martel Moody..... | 1 |
| Steven Neugebauer..... | 1 |
| Osayi Osunde | 1 |
| Delmon Robertson..... | 1 |
| Bobby Rosato | 1 |
| Dan Silva | 1 |
| Kwesi Solomon..... | 1 |
| Rich Spugnardi..... | 1 |
| Terence Taylor..... | 1 |
| Elijah Trent..... | 1 |
| Ademole Turner..... | 1 |
| Ray Ventrone | 1 |
| Ross Ventrone..... | 1 |
| Curtis Waltman..... | 1 |
| Aaron Weems | 1 |
| Darrel Young | 1 |

SPECIAL TEAMS TOUCHDOWNS

| SPECIAL TEAMS TOUCHDOWNS | TDs |
|--------------------------|-----|
| Brian Westbrook..... | 5 |
| Angelo Babbaro..... | 3 |
| Martin Gibson..... | 3 |
| Matt Szczur | 2 |
| Nowoola Awopetu | 1 |
| Poppy Livers..... | 1 |
| Taurus Phillips | 1 |
| Ademole Turner..... | 1 |

VILLANOVA FOOTBALL GAME NOTES

SINGLE GAME HIGHS

INDIVIDUAL SINGLE GAME HIGHS

| Category | No. | Player |
|------------------|------|---------------------------------------|
| Rushes | 26 | David Avit, Hampton |
| Rushing Yards | 183 | David Avit, Stony Brook |
| Rushing TDs | 4 | David Avit, Stony Brook |
| Long Rush | 72 | David Avit, Stony Brook |
| Pass Attempts | 32 | Connor Watkins, Monmouth |
| Pass Completions | 20 | Connor Watkins, Monmouth |
| Passing Yards | 247 | Connor Watkins, Colgate |
| Passing TDs | 2 | Connor Watkins, Colgate/Towson/UNH |
| Long Pass | 72 | Connor Watkins, Hampton |
| Receptions | 7 | Devin Smith, North Carolina A&T |
| Receiving Yards | 116 | Devin Smith, Colgate |
| Receiving TDs | 2 | D. Smith, Colgate; J. Sanchez, Towson |
| Long Reception | 72 | Jaylan Sanchez, Hampton |
| Field Goals | 2 | Ethan Gettman, Maryland/Hampton |
| Long Field Goal | 42 | Ethan Gettman, Youngstown State |
| Punts | 7 | Ethan Gettman, Hampton |
| Punting Average | 46.0 | Ethan Gettman, Youngstown State |
| Long Punt | 72 | Ethan Gettman, New Hampshire |
| Punts Inside 20 | 3 | Ethan Gettman, Hampton/N.C. A&T |
| Long Punt Return | 22 | Tanner Maddocks, Stony Brook |
| Long Kick Return | 50 | Ja'brriel Mace, Monmouth |
| Long INT Return | 38 | Brendan Bell, Delaware |
| Long FR Return | 18 | Shane Hartzell, LIU |
| Tackles | 20 | Shane Hartzell, New Hampshire |
| Tackles For Loss | 4.5 | Brendan Bell, New Hampshire |
| Sacks | 2.0 | Shane Hartzell, North Carolina A&T |
| Interceptions | 1 | 8x |

OPPONENT SINGLE GAME HIGHS

| Category | No. | Player |
|------------------|------|-----------------------------------------|
| Rushes | 24 | Roland Dempster, Stony Brook |
| Rushing Yards | 135 | Devin Matthews, Towson |
| Rushing TDs | 3 | Roland Dempster, Stony Brook |
| Long Rush | 70 | Devin Matthews, Towson |
| Pass Attempts | 36 | Sean Brown, Towson |
| Pass Completions | 28 | Billy Edwards Jr., Maryland |
| Passing Yards | 358 | Derek Robertson, Monmouth |
| Passing TDs | 3 | C. Peevy, Maine; D. Robertson, Monmouth |
| Long Pass | 65 | Nick Minicucci, Delaware |
| Receptions | 14 | Tai Felton, Maryland |
| Receiving Yards | 157 | Tai Felon, Maryland |
| Receiving TDs | 1 | 10x |
| Long Reception | 65 | Marcus Yarns, Delaware |
| Field Goals | 2 | K. Vaughan, Towson; N. Mazzie, UNH |
| Long Field Goal | 46 | Jack Howes, Maryland |
| Punts | 8 | Taylor, Stony Brook; Starling, Hampton |
| Punting Average | 55.0 | Brendon Kilpatrick, Youngstown State |
| Long Punt | 70 | DJ Page, North Carolina A&T |
| Punts Inside 20 | 2 | 5x |
| Long Punt Return | 27 | Braeden Wisloski, Maryland |
| Long Kick Return | 47 | Cortez Lane, North Carolina A&T |
| Long INT Return | 0 | Vaught/Smalls, Maine; Herring, Delaware |
| Long FR Return | 9 | Ryan Toscano, New Hampshire |
| Tackles | 11 | Cole Kozlowski, Colgate |
| Tackles For Loss | 2.5 | J. Silver, UNH; H. Daniel, N.C. A&T |
| Sacks | 2.0 | I. Henderson, Maine; J. Silver, UNH |
| Interceptions | 1 | Vaught/Smalls, Maine; Herring, Delaware |

TEAM SINGLE GAME HIGHS

| Category | No. | Villanova |
|------------------|-----------------|--------------------------------|
| Rushes | 53 | LIU |
| Rushing Yards | 280 | Stony Brook |
| Yards Per Rush | 8.2 (30/246) | Youngstown State |
| Rushing TDs | 5 | Stony Brook |
| Pass Attempts | 40 | Maine |
| Pass Completions | 20 | Monmouth |
| Passing Yards | 247 | Colgate |
| Yards Per Pass | 8.8 (247/28) | Colgate |
| Passing TDs | 2 | Colgate, Towson, New Hampshire |
| Total Plays | 72 | LIU |
| Total Offense | 432 | Stony Brook |
| Yards Per Play | 7.4 (58/432) | Stony Brook |
| Points | 42 | Stony Brook |
| First Downs | 22 | LIU, North Carolina A&T |
| Penalties | 10 | LIU, Maine |
| Penalty Yards | 100 | Maine |
| Turnovers | 4 | Maine |
| Sacks | 4 | Delaware |
| Interceptions | 2 | Youngstown State, Delaware |
| Punts | 7 | Hampton |
| Punting Average | 46.0 (3/138) | Youngstown State |
| Third Down Pct. | 50.0% (7 of 14) | LIU |
| Fourth Down Pct. | 100.0% (4 of 4) | Monmouth |
| | 100.0% (2 of 2) | North Carolina A&T |
| | 100.0% (1 of 1) | New Hampshire |

OPPONENT SINGLE GAME HIGHS

| Category | No. | Opponent |
|------------------|-----------------|---------------------------------|
| Rushes | 45 | Hampton |
| Rushing Yards | 196 | Delaware |
| Yards Per Rush | 5.3 (30/159) | Maryland |
| Rushing TDs | 3 | Maryland, Stony Brook, Monmouth |
| Pass Attempts | 42 | Colgate |
| Pass Completions | 29 | Maryland |
| Passing Yards | 358 | Monmouth |
| Yards Per Pass | 15.6 (358/23) | Monmouth |
| Passing TDs | 3 | Maine, Monmouth |
| Total Plays | 74 | Stony Brook, Delaware |
| Total Offense | 502 | Monmouth |
| Yards Per Play | 9.7 (52/502) | Monmouth |
| Points | 40 | Monmouth |
| First Downs | 22 | Delaware |
| Penalties | 9 | North Carolina A&T |
| Penalty Yards | 89 | Maryland |
| Turnovers | 3 | Youngstown State, Delaware |
| Sacks | 7 | Maine |
| Interceptions | 2 | Maine |
| Punts | 8 | Stony Brook, Hampton |
| Punting Average | 55.0 (2/110) | Youngstown State |
| Third Down Pct. | 70.0% (7 of 10) | Maryland |
| Fourth Down Pct. | 100.0% (2 of 2) | Stony Brook |
| | 100.0% (2 of 2) | Monmouth |
| | 100.0% (1 of 1) | Towson, Maryland |

VILLANOVA FOOTBALL GAME NOTES

THE LAST TIME VILLANOVA

| VILLANOVA | SPAN OF GAMES | LAST TIME | VILLANOVA | SPAN OF GAMES | LAST TIME |
|-------------------------------|---------------|------------------------------------------------------------|-------------------------------|---------------|---------------------------------------------------------------------|
| Scoring | | | PASSING | | |
| 50-59 | 47 | 55 vs. Bucknell (9.11.2021) | 300-399 yards | 17 | 361, Connor Watkins vs. Stony Brook (10.28.2023) |
| 60-69 | 209 | 63 vs. William & Mary (10.6.2007) | 400+ yards | 260 | 460, Brett Gordon vs. Delaware (11.23.2002) |
| 70+ | 1,214 | NEVER | 40-49 attempts | 46 | 40, Daniel Smith vs. Richmond (9.18.2021) |
| <10 | 5 | 7 at Maine (10.19.2024) | 50+ attempts | 230 | 54, Frank Jankowski vs. Richmond (10.8.2005) |
| <7 | 27 | 3 at Towson (11.5.2022) | 25-29 completions | 46 | 26, Daniel Smith vs. Richmond (9.18.2021) |
| Shutout by | 69 | 0-34 vs. New Hampshire (10.27.2018) | 30-39 completions | 225 | 30, Frank Jankowski vs. JMU (11.12.2005) |
| Shutout by (CAA) | 69 | 0-34 vs. New Hampshire (10.27.2018) | 40+ completions | 267 | 40, Brett Gordon vs. JMU (9.28.2002) |
| Shutout by (home) | 69 | 0-34 vs. New Hampshire (10.27.2018) | 3 passing TDs | 15 | 3, Connor Watkins vs. Towson (11.11.2023) |
| Shutout by (road) | 94 | 0-23 vs. Richmond (10.15.2016) | 4 passing TDs | 18 | 4, Connor Watkins vs. Stony Brook (10.28.2023) |
| Shutout opponent | 18 | 21-0 vs. Elon (10.14.2023) | 5 passing TDs | 54 | 5, Daniel Smith vs. Delaware (11.23.2019) |
| Shutout (home) | 18 | 21-0 vs. Elon (10.14.2023) | 6 passing TDs | 294 | 6, Chris Boden vs. Delaware (11.20.1999) |
| Shutout (road) | 39 | 35-0 at Elon (11.6.2021) | Consecutive 300+ | 231 | 3 straight, Frank Jankowski (9.24 - 10.8.2005) |
| Shutout (CAA) | 18 | 21-0 vs. Elon (10.14.2023) | 50-59 yard pass | 14 | 51, Connor Watkins at Delaware (11.18.2023) |
| Rushing | | | 60-69 yard pass | 13 | 64, Connor Watkins vs. YSU (12.2.2022) |
| 300-399 Yards | 34 | 365 at LIU (9.10.2022) | 70-79 yard pass | 3 | 72, Connor Watkins at Hampton (11.2.2024) |
| 400+ Yards | 18 | 440 vs. Elon (10.14.2023) | 80-89 yard pass | 33 | 80, Connor Watkins vs. UAlbany (10.22.2022) |
| <100 Yards | 1 | 93 at Monmouth (11.16.2024) | 90-99 yard pass | 73 | 90, Zach Bednarczyk vs. Bucknell (9.22.2018) |
| <0 Yards | 218 | -39 vs. Maine (10.14.2006) | 100+ yard pass | 1,214 | NEVER |
| Passing | | | RECEIVING | | |
| 300-399 Yards | 15 | 300 vs. Towson (11.11.2023) | 100-199 yards | 3 | Jaylan Sanchez (103) at Hampton (11.2.2024) |
| 400-499 Yards | 231 | 418 vs. New Hampshire (10.1.2004) | 200+ yards | 54 | 236, Changa Hodge vs. Delaware (11.23.2019) |
| Total Offense | | | 2 players 100+ | 23 | Pringle (168), Sanchez (128) vs. Colgate (9.9.2023) |
| 500-599 Yards | 15 | 555 vs. Towson (11.11.2023) | 3 players 100+ | 17 | Pringle (191), Sanchez (103), Hayek (102) vs. Stony B. (10.28.2023) |
| 600-699 Yards | 73 | 609 vs. Bucknell (9.22.2018) | 10 receptions | 218 | 10, Duquesne May vs. Maine (10.14.2006) |
| 700+ Yards | 765 | 706 vs. North Carolina State (11.19.1949) | 11 receptions | 162 | 11, Matt Szczur vs. Stephen F.A. (12.4.2.2010) |
| <200 Yards | 27 | 153 at Towson (11.5.2022) | 12-14 receptions | 271 | 12, Brian White vs. Rutgers (8.31.2002) |
| <100 Yards | 400 | 87 vs. New Hampshire (11.3.1990) | 15 receptions | 312 | 15, Brian Westbrook vs. N' eastern (10.10.1998) |
| 30+ first downs | 54 | 30 vs. Delaware (11.23.2019) | 16 receptions | 316 | 16, Brian Finneran vs. Y'town State (12.6.1997) |
| 100+ penalty yards | | | Consecutive 100+ | 15 | 3 straight, Rayjuon Pringle (10.28 - 11.11.2023) |
| 2 fumbles lost | 4 | 10-100 vs. Maine (10.19.2024) | 50-59 yard catch | 14 | 51, Jaaron Hayek at Delaware (11.18.2023) |
| 3+ fumbles lost | 20 | 0 vs. New Hampshire (10.26.2024) | 60-69 yard catch | 13 | 64, Jaylan Sanchez vs. YSU (12.2.2022) |
| Scored a safety | 15 | 3 at UAlbany (9.30.2023) | 70-79 yard catch | 3 | 72, Jaylan Sanchez at Hampton (11.2.2024) |
| Scored two safeties | 138 | 1 vs. Towson (11.11.2023) | 80-89 yard catch | 29 | 80, Rayjuon Pringle vs. UAlbany (10.22.2022) |
| Allowed a safety | 29 | 2 vs. James Madison (11.10.2012) | 90-99 yard catch | 73 | 90, Josh McGrigg vs. Bucknell (9.22.2018) |
| Forced 5 TO | 48 | 1 vs. UAlbany (10.22.2022) | 100+ yard catch | 1,214 | NEVER |
| Forced 6+ TO | 48 | 6 at Lehigh (9.4.2021) | 3 receiving TDs | 161 | 3, Norman White vs. Stephen F.A. (12.4.2010) |
| Committed 5+ TO | 20 | 6 at Lehigh (9.4.2021) | 4 receiving TDs | 31 | 4, Jaaron Hayek vs. Maine (10.1.2022) |
| 4+ interceptions | 48 | 5 at UAlbany (9.30.2023) | 5 receiving TDs | 557 | 5, Mike Siani vs. Xavier (10.30.1971) |
| Forced 2 fumbles | 0 | 4 at Lehigh (9.4.2021) | SPECIAL TEAMS | | |
| Forced 3 fumbles | 42 | 2 vs. Delaware (11.23.2024) | 50+ yard field goal | 297 | 50, Casey Hannon vs. JMU (10.1.1999) |
| Forced 4+ fumbles | 119 | 3 vs. Rhode Island (10.3.2021) | 45-49 yard field goal | 12 | 46, Matthew Mercurio at S. Dak. St. (12.9.2023) |
| Recovered 2 fumbles | 0 | 4 vs. Rhode Island (10.11.2014) | 40-44 yard field goal | 3 | 40, Ethan Gettman at Hampton (11.2.2024) |
| Recovered 3+ fumbles | 42 | 0 vs. Delaware (11.23.2024) | Made 3+ field goals | 19 | 3, Matthew Mercurio at N.C. A&T (10.7.2023) |
| 2+ defensive TDs | 68 | 3 vs. Rhode Island (10.23.2021) | Made 7+ PATs | 47 | 7, William Bartel vs. Bucknell (9.11.2021) |
| Defense/ST TDs | 85 | 4 vs. Rhode Island (10.11.2014) | Missed PAT | 17 | 1, Matthew Mercurio vs. Stony Brook (10.28.2023) |
| Consecutive games non-off. TD | 63 | 0 vs. Delaware (11.23.2024) | 70+ yard punt | 4 | 72, Ethan Gettman vs. UNH (10.26.2024) |
| 5 total TD's in a game | 0 | 3 vs. Rhode Island (10.23.2021) | 60-69 yard punt | 11 | 62, Ethan Gettman vs. YSU (8.29.2024) |
| 6 total TD's in a game | 6 | 2 INT returns vs. Richmond (11.3.2018) | Kickoff return TD | 56 | 100, Nowoola Awopetu vs. Richmond (11.9.2019) |
| 7+ total TD's in a game | 17 | 2 INT returns/1 PR vs. Lafayette (9.16.2017) | Punt return TD | 43 | 15, TD Ayo-Durojaiye at UAlbany (10.16.2021) |
| Recovered onside kick | 8 | 3 straight, vs. Colgate/Lehigh/Bucknell (8.24 - 9.14.2019) | 2+ kick return TD | 1,214 | NEVER |
| Defensive 2-point conv. | 344 | 6 at Stony Brook (10.5.2024) | Start game kick return TD | 56 | 100, Nowoola Awopetu vs. Richmond (11.9.2019) |
| Walk-Off Win | 29 | 7 vs. Stony Brook (10.28.2023) | Consecutive games non-off. TD | ?? | Has not happened since FB reinstated in 1985 |
| Walk-Off Loss | 70 | 5 vs. Delaware (11.23.2024) | 2-point conversion | 1 | Connor Watkins (rush [2x]) vs. Monmouth (11.16.2024) |
| RUSHING | | | Blocked a PAT | 21 | John Rhodan vs. Rhode Island (9.23.2023) |
| 100-199 | 6 | vs. William & Mary (10.28.1995) | Blocked a FG | 9 | JR Strauss vs. Towson (9.14.2024) |
| 200-299 | 129 | vs. UAlbany (10.22.2022) | Blocked a punt | 25 | Richie Kimmel vs. Delaware (11.19.22) |
| 300+ | 1,214 | at Maine (10.6.2018) | TD on blocked FG | 133 | Devon Marshall vs. Delaware (11.19.22) |
| 2 players 100+ | 18 | 183, David Avit at Stony Brook (10.5.2024) | TD on blocked punt | 42 | 73, Craig James vs. Stony Brook (9.28.2013) |
| 30+ attempts | 125 | 214, John Robertson vs. Maine (10.26.2013) | DEFENSE | | |
| Consecutive 100+ | 6 | NEVER | 10-14 tackles | 0 | 13, Brendan Bell vs. Delaware (11.23.2024) |
| Consecutive 200+ | 129 | Ragland (126), Watkins (125) vs. Elon (10.14.2023) | 15-19 tackles | 6 | 13, Shane Hartzell vs. Delaware (11.23.2024) |
| 50-59 yard rush | 2 | 34, John Robertson vs. Syracuse (8.29.2014) | 20+ tackles | 4 | 15, Brendan Bell at Stony Brook (10.5.2024) |
| 60-69 yard rush | 9 | 2 straight, David Avit (9.28 - 10.5.2022) | 5+ TFL | 198 | 20, Shane Hartzell vs. UNH (10.26.2024) |
| 70-79 yard rush | 6 | 2 straight, John Robertson (10.19 - 10.26.2013) | 3+ sacks | 93 | 5.5, Greg Miller vs. Richmond (9.27.2008) |
| 80-89 yard rush | 39 | 55, Isaiah Ragland vs. N.C. A&T (11.9.2024) | 2+ interceptions | 47 | 3.5, Ed Shockley vs. UAlbany (10.22.2016) |
| 90-99 yard rush | 416 | 65, Isaiah Ragland vs. Towson (9.14.2024) | 3+ fumble recoveries | 243 | Christian Benford vs. Bucknell (9.11.2021) |
| 100+ yard rush | 1,151 | 72, David Avit at Stony Brook (10.5.2024) | 2 fumble recoveries | 68 | 3, Darrell Adams vs. James Madison (9.17.2004) |
| 3 rushing TDs | 18 | 83, Justin Covington vs. Stony Brook (11.13.2021) | INT return TD | 0 | 2, Chucky Smith vs. Richmond (11.3.2018) |
| 4 rushing TDs | 6 | 90, Mike Jones vs. Columbia (9.23.1989) | 2 INT return TDs | 68 | 1, Brendan Bell vs. Delaware (11.23.2024) |
| | | 110, John Powers vs. Fordham (10.15.1902) | Fumble return TD | 82 | Nowoola Awopetu vs. Richmond (11.3.2018) |
| | | 3, TD Ayo-Durojaiye vs. Elon (10.14.2023) | | | Jaquan Amos vs. Maine (10.7.2017) |
| | | 4, David Avit at Stony Brook (10.5.2024) | OFF/DEF TD | 0 | Brendan Bell vs. Delaware (11.23.2024) |

VILLANOVA FOOTBALL GAME NOTES

THE LAST TIME THE OPPONENT

| OPPONENT | SPAN OF GAMES | LAST TIME | OPPONENT | SPAN OF GAMES | LAST TIME |
|----------------------|---------------|---------------------------------------------------------|---------------------------|---------------|---------------------------------------------------------------|
| Scoring | | | RECEIVING | | |
| 50-59 | 240 | 51 by New Hampshire (10.2.2004) | 100-199 yards | 1 | 120 by TJ Speight, Monmouth (11.16.2024) |
| 60-69 | 1,030 | 62 by Army (11.15.1919) | 200+ yards | 81 | 205 by Korte Weeks, Elon (10.28.2017) |
| 70-79 | 1,079 | 71 by Penn State (11.9.1912) | 3 players 100+ | 53 | Turner (173), Schwebel (119), Conner (102), SELA (11.30.2019) |
| 80+ | 816 | 83 by Army (11.4.1944) | 2 players 100+ | 45 | Washington (148), Dotson (117), Penn State (9.25.2021) |
| <10 | 2 | 3 by North Carolina A&T (11.9.2024) | 10+ receptions | 8 | 14 by Tai Felton, Maryland (9.21.2024) |
| <7 | 2 | 3 by North Carolina A&T (11.9.2024) | 50-59 yard catch | 1 | 59 by Gavin Neson, Monmouth (11.16.2024) |
| Rushing | | | 60-69 yard catch | 0 | 65 by Marcus Yarns, Delaware (11.23.2024) |
| 300+ Yards | 27 | 371 by William & Mary (11.12.2022) | 70-79 yard catch | 72 | 76 by Shane Leatherbury, Towson (9.15.2018) |
| 400+ Yards | 44 | 472 by Army West Point (9.17.2022) | 80-89 yard catch | 43 | 83 by KeAndre Lambert-Smith, Penn State (9.25.2021) |
| <100 Yards | 7 | 96 by LIU (9.28.2024) | 90-99 yard catch | 175 | 98 by Cameron Dohse, W&M (12.11.2009) |
| <0 Yards | 47 | -12 by Lehigh (9.4.2021) | 100+ yard catch | 1,214 | NEVER |
| Passing | | | 3+ touchdowns | 231 | 3 by David Ball, UNH (10.1.2005) |
| 300-399 Yards | 1 | 358 by Monmouth (11.16.2024) | SPECIAL TEAMS | | |
| 400-499 Yards | 45 | 429 by Penn State (9.25.2021) | 50+ yard field goal | 71 | 52 by Kenny Doak, Maine (10.6.2018) |
| 500-599 Yards | 53 | 508 by Southeastern La. (11.30.2019) | 40-49 yard field goal | 4 | 40 by Nick Mazzie, UNH (10.26.2024) |
| Total Offense | | | Made 3 field goals | 58 | 3 by Nick Courtney, Stony B. (10.26.19) |
| 500-599 Yards | 1 | 502 by Monmouth (11.16.2024) | Made 4+ field goals | 149 | 4 by Sean Baner, Delaware (11.19.2011) |
| 600-699 Yards | 22 | 600 by UCF (9.16.2023) | Made 7+ PATs | 32 | 7 by Vincenzo Rea, Monmouth (9.24.2022) |
| 700+ Yards | 422 | 708 by New Hampshire (11.5.1988) | Missed PAT | 1 | 1 by Michael Calton Jr, Monmouth (11.16.2024) |
| <200 Yards | 2 | 169 by North Carolina A&T (11.9.2024) | 70+ yard punt | 2 | 70 by D.J. Page, N.C. A&T (11.9.2024) |
| <100 Yards | 18 | 99 by Elon (10.14.2023) | 60-69 yard punt | 6 | 62 by Clayton Taylor, Stony Brook (10.5.2024) |
| 30+ first downs | 22 | 31 by UCF (9.16.2023) | Kickoff return TD | 19 | 94 by Taymon Cooke, N.C. A&T (10.7.2023) |
| 100+ penalty yards | 29 | 115 by UAlbany (10.22.2022) | Punt return TD | 12 | 45 by Matthew Durrance, S. D. St. (12.9.2023) |
| 2 fumbles lost | 0 | 2 by Delaware (11.23.2024) | 2 Punt Return TDs | 70 | 89/81 by D'Angelo Amos, JMU (10.13.2018) |
| 3+ fumbles lost | 42 | 3 by Rhode Island (10.23.2021) | 2+ kick return TD | ?? | Believed to be never based on available data |
| Scored a safety | 29 | 1 by UAlbany (10.22.2022) | Start game kick return TD | 101 | 98 by Brandon Ravenel, JMU (11.21.2015) |
| 4+ interceptions | 41 | 4 by William & Mary (10.30.2021) | Recovered onside kick | 16 | New Hampshire (11.4.2023) |
| Forced 2 fumbles | 4 | 2 by New Hampshire (10.26.2024) | 2-point conversion | 5 | Mason Gilbert, Maine (10.19.2024) |
| Forced 3 fumbles | 19 | 3 by North Carolina A&T (10.7.2023) | Blocked a PAT | 17 | Jalen Hoyle, Stony Brook (10.28.2023) |
| Forced 4+ fumbles | 20 | 5 by UAlbany (9.30.2023) | Blocked a FG | 5 | John Costanza, Maine (10.19.2024) |
| 2 non-offensive TDs | 72 | 2 punt returns by JMU (10.13.2018) | Blocked a punt | 12 | Matthew Durrance, S. Dak. St. (12.9.2023) |
| 2 defensive TDs | 101 | 2 (IR/FR) by JMU (11.21.2015) | TD on blocked FG | 5 | 70 by Devin Vaught, Maine (10.19.2024) |
| Defense/ST TDs | 101 | 3 (KOR/IR/FR) by JMU (11.21.2015) | TD on blocked punt | 12 | 45 by Matthew Durrance, S. D. St. (12.9.2023) |
| Offense/ST TDs | 101 | 2 by Brandon Ravenel (KOR, receiving), JMU (11.21.2015) | DEFENSE | | |
| 3+ TD's in a game | 4 | 3 by Sone Ntoh, Monmouth (11.16.2024) | 10-14 tackles | 2 | 10 by Steven Davis II, N.C. A&T (11.9.2024) |
| RUSHING | | | 15+ tackles | 33 | 15 by Antwan Spencer, LIU (9.10.2022) |
| 100-199 | 0 | 100 by Marcus Yarns, Delaware (11.23.2024) | 5+ TFL | 57 | 5.0 by John Daka, JMU (10.12.2019) |
| 200-299 | 32 | 211 by Jaden Shirden, Monmouth (9.24.2022) | 3+ sacks | 20 | 3.0 by A.J. Simon, UAlbany (9.30.2023) |
| 300+ | 1,214 | NEVER | 2+ interceptions | 33 | 3 by Victor Nelson Jr., LIU (9.10.2022) |
| 2 players 100+ | 137 | Maysonet (160), Coker (107), Stony B. (11.24.2012) | 3 interceptions | 33 | 3 by Victor Nelson Jr., LIU (9.10.2022) |
| 30+ attempts | 91 | 33 by Khalid Abdullah, JMU (11.12.2016) | 2+ fumble recoveries | 41 | 2 by Semaj Brown, UAlbany (10.16.2021) |
| 50-59 yard rush | 26 | 55 by Darius Wilson, W&M (11.12.2022) | INT return TD | 57 | MJ Hampton, JMU (10.12.2019) |
| 60-69 yard rush | 12 | 66 by Isaiah Davis, S. Dak. St. (12.9.2023) | Fumble return TD | 72 | Troy Vincent, Towson (9.15.2018) |
| 70-79 yard rush | 9 | 70 by Devin Matthews, Towson (9.14.2024) | | | |
| 80-89 yard rush | 228 | 85 by Jayson Davis, URI (10.22.2005) | | | |
| 90+ yard rush | 250 | 95 by Wendall Williams, URI (10.11.2003) | | | |
| 3 rushing TDs | 6 | 3 by Roland Dempster, Stony Brook (10.5.2024) | | | |
| 4 rushing TDs | 51 | 4 by Kevin Brown Jr., URI (3.13.2021) | | | |
| PASSING | | | | | |
| 300-399 yards | 1 | 358 by Derek Robertson, Monmouth (11.16.2024) | | | |
| 400-499 yards | 45 | 401 by Sean Clifford, Penn St. (9.25.2021) | | | |
| 500+ yards | 280 | 538 by Ricky Santos, UNH (10.2.2004) | | | |
| 40-49 attempts | 13 | 44 by Mitch Davidson, YSU (12.2.2023) | | | |
| 50+ attempts | 25 | 59 by Nolan Henderson, Delaware (11.19.2022) | | | |
| 30-39 completions | 25 | 37 by Nolan Henderson, Delaware (11.19.2022) | | | |
| 40+ completions | 178 | 42 by Pat Devlin, Delaware (11.21.2009) | | | |
| 3 passing TDs | 1 | 3 by Derek Robertson, Monmouth (11.16.2024) | | | |
| 4 passing TDs | 45 | 4 by Sean Clifford, Penn State (9.25.2021) | | | |
| 5 passing TDs | 200 | 5 by Pat White, West Virginia (8.30.2008) | | | |
| 6 passing TDs | 240 | 6 by Ricky Santos, UNH (10.2.2004) | | | |
| 50-59 yard pass | 1 | 59 by Derek Robertson, Monmouth (11.16.2024) | | | |
| 60-69 yard pass | 0 | 65 by Nick Minicucci, Delaware (11.23.2024) | | | |
| 70-79 yard pass | 73 | 76 by Tom Flacco, Towson (9.15.2018) | | | |
| 80-89 yard pass | 45 | 83 by Sean Clifford, Penn State (9.25.2021) | | | |
| 90-99 yard pass | 175 | 98 by R.J. Archer, W&M (12.11.2009) | | | |
| 100+ yard pass | 1,214 | NEVER | | | |

VILLANOVA FOOTBALL GAME NOTES

CAREER HIGHS

TEMI AJIROTUTU

Tackles 1 at UCF (9.16.23)

DAVID AVIT

Points 24 at Stony Brook (10.5.24)
Touchdowns 6 at Stony Brook (10.5.24)
Rush Attempts 26 at Hampton (11.2.24)
Rushing Yards 183 at Stony Brook (10.5.24)
Rushing Touchdowns 4 at Stony Brook (10.5.24)
Long Rush 72 at Stony Brook (10.5.24)
Receptions 3 at Monmouth (11.16.24)
3 vs. Delaware (11.23.24)
Receiving Yards 43 at Monmouth (11.16.24)
Long Reception 37 at Monmouth (11.16.24)
Total Offense — Plays 26 at Hampton (11.2.24)
Total Offense — Yards 183 at Stony Brook (10.5.24)
All-Purpose Yards 183 at Stony Brook (10.5.24)

BRENDAN BELL

Points 12 vs. Delaware (11.23.24)
Touchdowns 2 vs. Delaware (11.23.24)
Rush Attempts 1 at Hampton (11.2.24)
1 vs. Delaware (11.23.24)
Rushing Yards 6 vs. Delaware (11.23.24)
Rushing Touchdowns 1 at Hampton (11.2.24)
1 vs. Delaware (11.23.24)
Long Rush 6 vs. Delaware (11.23.24)
Receptions 1 vs. N.C. A&T (11.9.24)
Receiving Yards 0 vs. N.C. A&T (11.9.24)
Long Reception 0 vs. N.C. A&T (11.9.24)
Total Offense - Plays 1 at Hampton (11.2.24)
1 vs. Delaware (11.23.24)
Total Offense - Yards 6 vs. Delaware (11.23.24)
All-Purpose Yards 44 vs. Delaware (11.23.24)
Interceptions 1 at New Hampshire (11.4.23)
1 vs. Delaware (11.23.24)
Long INT Return 38 vs. Delaware (11.23.24)
INT Return TDs 1 vs. Delaware (11.23.24)
Punt Returns 1 at UAlbany (10.16.21)
Punt Return Yards 28 at UAlbany (10.16.21)
Long Punt Return 28 at UAlbany (10.16.21)
Tackles 15 at Stony Brook (10.5.24)
Tackles For Loss 4.5 vs. UNH (10.26.24)
Sacks 1.0, 5x
Pass Breakups 1, 8x
Forced Fumbles 1 at New Hampshire (11.4.23)
1 at South Dakota St. (12.9.23)
1 vs. UNH (10.26.24)

1 vs. UNH (10.26.24)
Fumble Recoveries 1 at LIU (9.10.22)
1 vs. UNH (10.26.24)
1 vs. Delaware (11.23.24)
Quarterback Hurries 3 vs. YSU (12.2.23)
Blocked Kicks (Punt) 1 at UAlbany (10.16.21)

1 vs. UNH (10.26.24)
Fumble Recoveries 1 at LIU (9.10.22)
1 vs. UNH (10.26.24)
1 vs. Delaware (11.23.24)
Quarterback Hurries 3 vs. YSU (12.2.23)
Blocked Kicks (Punt) 1 at UAlbany (10.16.21)

MICHAEL BENINCASA

Rush Attempts 1 at Juniata (10.15.22)
Rushing Yards 8 at Juniata (10.15.22)
Long Rush 8 at Juniata (10.15.22)
Pass Attempts 1 at McDaniel (9.17.22)
Total Offense - Plays 1 at McDaniel (9.17.22)
1 at Juniata (10.15.22)
Total Offense - Yards 8 at Juniata (10.15.22)
All-Purpose Yards 8 at Juniata (10.15.22)

DAMILL BOSTIC

Tackles 1 at Colgate (9.7.24)

ETHAN CARR

Pass Attempts 1 at William & Mary (11.12.22)
Total Offense - Plays 1 at W&M (11.12.22)

NOLAN CLAYTON

Receptions 1 at Colgate (9.7.24)
1 vs. UNH (10.26.24)
1 at Hampton (11.2.24)
Receiving Yards 15 at Colgate (9.7.24)
Long Reception 15 at Colgate (9.7.24)
Kickoff Returns 1 vs. UNH (10.26.24)
Kickoff Return Yards 11 vs. UNH (10.26.24)
Long Kickoff Return 11 vs. UNH (10.26.24)
All-Purpose Yards 15 at Colgate (9.7.24)

CHRIS COLBY

Receptions 4 at Monmouth (11.16.24)
Receiving Yards 56 at Monmouth (11.16.24)
Long Reception 24 at Maryland (9.21.24)
All-Purpose Yards 56 at Monmouth (11.16.24)

LUKE DALY

Receptions 2 vs. Towson (9.14.24)
Receiving Yards 45 vs. YSU (12.2.23)
Long Reception 45 vs. YSU (12.2.23)
All-Purpose Yards 45 vs. YSU (12.2.23)

ZAHMIR DAWUD

All-Purpose Yards 2 vs. YSU (8.29.24)
Interceptions 1 vs. YSU (8.29.24)
1 at Stony Brook (10.5.24)
Long INT Return 2 vs. YSU (8.29.24)
Tackles 4, 4x
Tackles For Loss 1.0 at Colgate (9.7.24)
1.0 at Hampton (11.2.24)
Forced Fumbles 1 vs. YSU (8.29.24)
Pass Breakups 1 vs. Stony Brook (10.28.23)

NEWTON ESSIEM

Tackles 2 at Stony Brook (10.5.24)
Pass Breakups 1 vs. Delaware (11.23.24)

KYLE FAY

Tackles 1 vs. UNH (10.26.24)

TIMMY FURGESON

All-Purpose Yards 3 vs. LIU (9.28.24)
Tackles 8 at Army West Point (9.17.22)
Tackles For Loss 1.0 vs. Rhode Island (3.13.21)
1.0 at Maine (4.3.21)
Sacks 1.0 vs. Rhode Island (3.13.21)
1.0 at Maine (4.3.21)
Forced Fumbles 1 at Maine (4.3.21)
Fumble Recoveries 1 vs. Monmouth (9.24.22)
1 vs. LIU (9.28.24)
1 at Stony Brook (10.5.24)
Long Fumble Return 3 vs. LIU (9.28.24)
Quarterback Hurries 1 vs. Bucknell (9.11.21)

ETHAN GETTMAN

Points 13 vs. Campbell (11.5.22)
Points by Kicking 13 vs. Campbell (11.5.22)
PATs Made 8 vs. Southern Conn. St. (10.8.22)
PATs Attempted 8 vs. Southern Conn. St. (10.8.22)
Field Goals Made 3 vs. Char. So. (10.15.22)
3 vs. Campbell (11.5.22)
3 at Princeton (9.23.23)
Field Goals Attempted 4 vs. Char. So. (10.15.22)
Long Field Goal 56 vs. Campbell (11.5.22)
Rush Attempts 1 at UNLV (9.2.23)
Rushing Yards -23 at UNLV (9.2.23)
Total Offense — Plays 1 at UNLV (9.2.23)
Total Offense — Yards -23 at UNLV (9.2.23)
Punts 7 at Hampton (11.2.24)
Punting Yards 314 at Hampton (11.2.24)
Long Punt 82 vs. Saint Francis (Pa.) (10.16.21)
Kickoffs 9 vs. Southern Conn. St. (10.8.22)
9 vs. Campbell (11.5.22)
Kickoff Yards 578 vs. Southern Conn. St. (10.8.22)
Kickoff Average 65.7 (7 KO) at Holy Cross (11.12.22)
Touchbacks 7 vs. Southern Conn. St. (10.8.22)
Tackles 1 vs. N.C. A&T (11.9.24)

JULIAN GLANTZ

Rush Attempts 2 vs. Stony Brook (10.28.23)
Rushing Yards 9 at Maine (10.1.22)
Long Rush 9 at Maine (10.1.22)
Receptions 1 vs. Stony Brook (10.28.23)
Receiving Yards -3 vs. Stony Brook (10.28.23)
Long Reception -3 vs. Stony Brook (10.28.23)
Total Offense - Plays 2 vs. Stony Brook (10.28.23)
Total Offense 9 at Maine (10.1.22)
Kickoff Returns 1 at Monmouth (11.16.24)
Kickoff Return Yards 17 at Monmouth (11.16.24)
Long Kickoff Return 17 at Monmouth (11.16.24)
All-Purpose Yards 17 at Monmouth (11.16.24)
Tackles 1, 5x

JALEN GOODMAN

Points 6 at Maine (10.1.22)
Touchdowns 6 at Maine (10.1.22)
All-Purpose Yards 81 vs. Rhode Island (9.23.23)
Interceptions 1 at Maine (10.1.22)
1 vs. Rhode Island (9.23.23)
Long INT Return 81 vs. Rhode Island (9.23.23)
INT Return TDs 1 at Maine (10.1.22)
Tackles 13 vs. Rhode Island (3.13.21)
Tackles For Loss 1.5 vs. Bucknell (9.11.21)
Forced Fumbles 1 at Maine (4.3.21)
1 vs. Monmouth (9.24.22)
Fumble Recoveries 1 vs. Rhode Island (9.23.23)
1 at South Dakota State (12.9.23)
Pass Breakups 2 at Southeastern La. (11.30.19)
Quarterback Hurries 1 at Elon (11.6.21)

JASON HALL

Kickoff Returns 1 vs. Towson (11.11.23)
Kickoff Return Yards 0 vs. Towson (11.11.23)
Long Kickoff Return 0 vs. Towson (11.11.23)
Tackles 1 vs. YSU (8.29.24)
1 at Colgate (9.7.24)
1 at Stony Brook (10.5.24)

VILLANOVA FOOTBALL GAME NOTES

CAREER HIGHS

SHANE HARTZELL

All-Purpose Yards 19 at New Hampshire (11.4.23)
 Interceptions 1 at New Hampshire (11.4.23)
 Long INT Return 19 at New Hampshire (11.4.23)
 Tackles 20 vs. UNH (10.26.24)
 Tackles For Loss 2.0, 5x
 Sacks 2.0 vs. N.C. A&T (11.9.24)
 Forced Fumbles 1 at LIU (9.10.22)
 1 at Maryland (9.21.24)
 1 vs. Delaware (11.23.24)
 Fumble Recoveries 1 vs. LIU (9.28.24)
 Long Fumble Return 18 vs. LIU (9.28.24)
 Pass Breakups 1, 4x
 Quarterback Hurries 3 vs. YSU (12.2.23)
 3 vs. Delaware (11.23.24)

ANTHONY HAWKINS

Tackles 1 at Hampton (11.2.24)
 1 vs. N.C. A&T (11.9.24)

NATE HILL

Receptions 1 vs. Rhode Island (9.23.23)
 1 at Maryland (9.21.24)
 Receiving Yards 6 vs. Rhode Island (9.23.23)
 6 at Maryland (9.21.24)
 Long Reception 6 vs. Rhode Island (9.23.23)
 6 at Maryland (9.21.24)
 All-Purpose Yards 6 vs. Rhode Island (9.23.23)
 6 at Maryland (9.21.24)

AYDEN HOWARD

Tackles 6 at Maryland (9.21.24)
 6 vs. Delaware (11.23.24)
 Tackles For Loss 1.5 at Lehigh (9.2.23)
 Sacks 1.0 vs. YSU (8.29.24)
 Pass Breakups 1 vs. Towson (11.11.23)
 1 at Colgate (9.7.24)
 Quarterback Hurries 1, 4x

TURNER INGE

Tackles 6 at Maine (10.19.24)
 Tackles For Loss 2.0 vs. Rhode Island (9.23.23)
 Sacks 1.0 vs. Stony Brook (10.28.23)

ANTONIO JOHNSON

Points 6 vs. Colgate (9.9.23)
 Touchdowns 1 vs. Colgate (9.9.23)
 Receptions 2 at Lehigh (9.2.23)
 2 vs. Elon (10.14.23)
 2 vs. Youngstown St. (12.2.23)
 Receiving Yards 40 vs. Youngstown St. (12.2.23)
 Receiving Touchdowns 1 vs. Colgate (9.9.23)
 Long Reception 34 vs. Youngstown St. (12.2.23)
 All-Purpose Yards 40 vs. Youngstown St. (12.2.23)
 Tackles 1 at UCF (9.16.23)

COLIN KENNEDY

Tackles 3 vs. Stony Brook (10.28.23)

MIKE KENNEDY

Tackles 2 at Hampton (11.2.24)

RICHIE KIMMEL

Punt Returns 1 vs. Delaware (11.19.22)
 Punt Return Yards 16 vs. Delaware (11.19.22)
 Long Punt Return 16 vs. Delaware (11.19.22)
 All-Purpose Yards 16 vs. Delaware (11.19.22)
 Interceptions 1 vs. YSU (8.29.24)
 Long INT Return 0 vs. YSU (8.29.24)
 Tackles 10 vs. YSU (8.29.24)
 10 at Stony Brook (10.5.24)
 Tackles For Loss 1.5 at New Hampshire (11.4.23)
 Sacks 1.0 vs. Delaware (11.23.24)
 Fumble Recoveries 1 at Lehigh (9.2.23)
 1 vs. YSU (8.29.24)
 Long Fumble Return 1 vs. YSU (8.29.24)
 Pass Breakups 2 vs. LIU (9.28.24)
 Quarterback Hurries 1, 4x
 Blocked Kicks (Punt) 1 vs. Delaware (11.19.22)

LUCAS KOPECKY

Points 6 at Stony Brook (10.5.24)
 6 vs. UNH (10.26.24)
 Touchdowns 1 at Stony Brook (10.5.24)
 1 vs. UNH (10.26.24)
 Receptions 4 at Maine (10.19.24)
 Receiving Yards 43 at Maine (10.19.24)
 Receiving Touchdowns 1 at Stony Brook (10.5.24)
 1 vs. UNH (10.26.24)
 Long Reception 26 at Stony Brook (10.5.24)
 All-Purpose Yards 43 at Maine (10.19.24)

DALE LAW

Tackles 1 at Lehigh (9.2.23)
 1 vs. Stony Brook (10.28.23)

DANIEL LOPES

Points 6 at William & Mary (11.12.22)
 Touchdowns 1 at William & Mary (11.12.22)
 Receptions 3 at Colgate (9.7.24)
 Receiving Yards 42 at William & Mary (11.12.22)
 Receiving Touchdowns 1 at W&M (11.12.22)
 Long Reception 39 at William & Mary (11.12.22)
 All-Purpose Yards 39 at William & Mary (11.12.22)
 Tackles 1 at Lehigh (9.2.23)

JA'BRIEL MACE

Points 6 at Stony Brook (10.5.24)
 Touchdowns 1 at Stony Brook (10.5.24)
 Rush Attempts 13 vs. Towson (11.11.23)
 13 at Stony Brook (10.5.24)
 Rushing Yards 76 vs. Towson (11.11.23)
 Rushing Touchdowns 1 at Stony Brook (10.5.24)
 Long Rush 28 vs. Towson (11.11.23)
 Receptions 2 at Colgate (9.7.24)
 2 at Maine (10.19.24)
 Receiving Yards 35 vs. YSU (8.29.24)
 Long Reception 35 vs. YSU (8.29.24)
 Total Offense - Plays 13 vs. Towson (11.11.23)
 13 at Stony Brook (10.5.24)
 Total Offense - Yards 76 vs. Towson (11.11.23)
 Kickoff Returns 2 at Monmouth (11.16.24)
 2 vs. Delaware (11.23.24)
 Kickoff Return Yards 90 at Monmouth (11.16.24)
 Long Kickoff Return 50 at Monmouth (11.16.24)
 All-Purpose Yards 94 at Monmouth (11.16.24)

TANNER MADDOCKS

Points 6 at Maryland (9.21.24)
 6 at Maine (10.19.24)
 Touchdowns 1 at Maryland (9.21.24)
 1 at Maine (10.19.24)
 Rush Attempts 4 at Maine (10.19.24)
 Rushing Yards 12 vs. Stony Brook (10.28.23)
 Rushing Touchdowns 1 at Maryland (9.21.24)
 1 at Maine (10.19.24)
 Long Rush 17 at Maine (10.19.24)
 Pass Attempts 9 at Maine (10.19.24)
 Pass Completions 4 vs. Stony Brook (10.28.23)
 4 at Maryland (9.21.24)
 4 at Maine (10.19.24)
 Passing Yards 62 at Maine (10.19.24)
 Long Pass 40 vs. Stony Brook (10.28.23)
 Total Offense - Plays 13 at Maine (10.19.24)
 Total Offense - Yards 71 at Maine (10.19.24)
 Punt Returns 3 at Hampton (11.2.24)
 Punt Return Yards 29 at Hampton (11.2.24)
 Long Punt Return 22 at Stony Brook (10.5.24)
 All-Purpose Yards 29 at Hampton (11.2.24)

CAPRI MARTIN

Tackles 5 vs. Stony Brook (10.28.23)
 5 vs. Towson (9.14.24)
 Tackles For Loss 1.0 vs. Towson (9.14.24)
 1.0 at Stony Brook (10.5.24)
 1.0 at Monmouth (11.16.24)
 Sacks 1.0 vs. Towson (9.14.24)
 Forced Fumbles 1 vs. Towson (9.14.24)
 Quarterback Hurries 1, 4x

NIGEL MCSWEEN

Tackles 6 at Hampton (11.2.24)
 Tackles For Loss 1.0 vs. Towson (9.14.24)
 1.0 at Stony Brook (10.5.24)
 1.0 vs. Delaware (11.23.24)
 Sacks 1.0 vs. Towson (9.14.24)
 1.0 at Stony Brook (10.5.24)
 1.0 vs. Delaware (11.23.24)
 Pass Breakups 1 at Stony Brook (10.5.24)
 Quarterback Hurries 2 at Stony Brook (10.5.24)

KENYON MILES

Points 6 vs. Delaware (11.23.24)
 Touchdowns 1 vs. Delaware (11.23.24)
 Receptions 2, 4x
 Receiving Yards 36 vs. Delaware (11.23.24)
 Receiving Touchdowns 1 vs. Delaware (11.23.24)
 Long Reception 36 vs. Delaware (11.23.24)
 All-Purpose Yards 36 vs. Delaware (11.23.24)

VILLANOVA FOOTBALL GAME NOTES

CAREER HIGHS

TYRELL MIMS

| | |
|-------------------------|---------------------------------|
| All-Purpose Yards | 0 at LIU (9.10.22) |
| | 0 vs. UAlbany (10.22.22) |
| | 0 at Lehigh (9.2.23) |
| Interceptions | 1, 4x |
| Long INT Return | 0 at LIU (9.10.22) |
| | 0 vs. UAlbany (10.22.22) |
| | 0 at Lehigh (9.2.23) |
| Tackles | 6 vs. Richmond (10.15.22) |
| | 6 at Lehigh (9.2.23) |
| | 6 vs. Stony Brook (10.28.23) |
| Tackles For Loss | 1.0, 5x |
| Sacks | 1.0 at N.C. A&T (10.7.23) |
| Fumble Recoveries | 1 at Army West Point (9.17.22) |
| | 1 at Towson (11.5.22) |
| Pass Breakups | 2 vs. UAlbany (10.22.22) |
| | 2 vs. Delaware (11.19.22) |
| Quarterback Hurries | 1 at LIU (9.10.22) |
| Blocked Kicks (Punt) | 1 vs. William & Mary (10.30.21) |

KALEB MOODY

| | |
|----------------------|------------------------------------|
| Points | 6 at Columbia (11.4.23) |
| Touchdowns | 1 at Columbia (11.4.23) |
| Punt Returns | 1 at Columbia (11.4.23) |
| Punt Return Yards | 24 at Columbia (11.4.23) |
| Long Punt Return | 10 at Columbia (11.4.23) |
| Interceptions | 2 at Columbia (11.4.23) |
| Long INT Return | 0 at Columbia (11.4.23) |
| All Purpose Yards | 24 at Columbia (11.4.23) |
| Tackles | 10 vs. Brown (9.22.23) |
| Tackles For Loss | 1.5 vs. Dartmouth (10.28.23) |
| Sacks | 1.0 at Dartmouth (10.28.23) |
| Forced Fumbles | 1 vs. Dartmouth (10.28.23) |
| Pass Breakups | 2 vs. St. Thomas (Minn.) (9.16.23) |
| | 2 vs. Penn (11.1.23) |
| Blocked Kicks (Punt) | 2 vs. Merrimack (9.16.22) |

JAMES MOTT

| | |
|-----------------------|----------------------|
| Pass Attempts | 3 at Lehigh (9.2.23) |
| Pass Completions | 2 at Lehigh (9.2.23) |
| Passing Yards | 9 at Lehigh (9.2.23) |
| Long Pass | 6 at Lehigh (9.2.23) |
| Total Offense - Plays | 3 at Lehigh (9.2.23) |
| Total Offense - Yards | 9 at Lehigh (9.2.23) |

DANIEL MUELLER

| | |
|-----------------|-------------------------|
| Kickoffs | 1 at Lehigh (9.2.23) |
| Kickoff Yards | 53 at Lehigh (9.2.23) |
| Kickoff Average | 53.0 at Lehigh (9.2.23) |

IVAN MURRAY

| | |
|---------|-------------------------|
| Tackles | 1 at Maryland (9.21.24) |
| | 1 vs. LIU (9.28.24) |

JORDAN NELSON

| | |
|--------------------------|--------------------------------|
| All-Purpose Yards | 0 at Delaware (11.18.23) |
| Interceptions | 1 at Delaware (11.18.23) |
| Long INT Return | 0 at Delaware (11.18.23) |
| Tackles | 7 at Maine (10.19.24) |
| Tackles For Loss | 1.5 at Maine (10.19.24) |
| Fumble Recoveries | 1 at Maine (10.19.24) |
| Pass Breakups | 1 vs. Towson (11.11.23) |
| Quarterback Hurries | 2 vs. Lehigh (9.2.22) |

OBINNA NWOBODO

| | |
|---------------------|-----------------------------|
| Tackles | 6 at Hampton (11.2.24) |
| Tackles For Loss | 1.5 vs. Delaware (11.23.24) |
| Sacks | 1.0 vs. Delaware (11.23.24) |
| Forced Fumbles | 1 vs. Delaware (11.23.24) |
| Pass Breakups | 1 at Monmouth (11.16.24) |
| | 1 vs. Delaware (11.23.24) |
| Quarterback Hurries | 1 vs. Colgate (9.9.23) |
| | 1 vs. Towson (9.14.24) |
| | 1 at Hampton (11.2.24) |
| Blocked Kicks (FG) | 1 vs. Towson (9.14.24) |

UGO NWOTITE

| | |
|---------|--------------------------|
| Tackles | 1 vs. N.C. A&T (11.9.24) |
|---------|--------------------------|

JOSH OLUREMI

| | |
|---------|-------|
| Tackles | 1, 7x |
|---------|-------|

CHANDON PIERRE

| | |
|---------------------|-------------------------------------|
| Tackles | 5 at South Dakota (10.9.21) |
| Tackles For Loss | 1.0, 7x |
| Sacks | 1.0 vs. Southern Illinois (2.20.21) |
| | 1.0 at UAlbany (9.30.23) |
| | 1.0 at N.C. A&T (10.7.23) |
| Forced Fumbles | 1 vs. Southern Illinois (2.20.21) |
| Quarterback Hurries | 1 vs. Missouri State (4.24.21) |
| | 1 vs. YSU (8.29.24) |
| | 1 vs. N.C. A&T (11.9.24) |

ETHAN POTTER

| | |
|-------------------|----------------------------|
| Kick Returns | 1 vs. Delaware (11.19.22) |
| | 1 vs. N.C. A&T (11.9.24) |
| | 1 at Monmouth (11.16.24) |
| Kick Return Yards | 24 vs. Delaware (11.19.22) |
| Long Kick Return | 24 vs. Delaware (11.19.22) |
| All-Purpose Yards | 24 vs. Delaware (11.19.22) |
| Interceptions | 1 vs. Holy Cross (12.3.21) |
| Long INT Return | 1 vs. Holy Cross (12.3.21) |
| Tackles | 11 at Maine (10.1.22) |
| | 11 at Richmond (10.15.22) |
| Tackles For Loss | 2.5 at Richmond (10.15.22) |
| Sacks | 0.5 at Richmond (10.15.22) |
| | 0.5 vs. UNH (10.26.24) |

| | |
|---------------------|-------------------------------|
| Pass Breakups | 1, 11x |
| Forced Fumbles | 1 at Towson (11.5.22) |
| Fumble Recoveries | 1 vs. Rhode Island (10.23.21) |
| | 1 vs. Delaware (11.23.24) |
| Quarterback Hurries | 1, 6x |

ISAIAH RAGLAND

| | |
|-----------------------|--------------------------|
| Points | 12 vs. LIU (9.28.24) |
| Touchdowns | 2 vs. LIU (9.28.24) |
| Rush Attempts | 17 vs. Towson (9.14.24) |
| Rushing Yards | 141 vs. Towson (9.14.24) |
| Rushing Touchdowns | 2 vs. LIU (9.28.24) |
| Long Rush | 65 vs. Towson (9.14.24) |
| Receptions | 2 at Colgate (9.7.24) |
| | 2 at Maryland (9.21.24) |
| | 2 vs. N.C. A&T (11.9.24) |
| Receiving Yards | 30 at Maryland (9.21.24) |
| Long Reception | 24 at Maryland (9.21.24) |
| Total Offense - Plays | 17 vs. Towson (9.14.24) |
| Total Offense - Yards | 141 vs. Towson (9.14.24) |
| All-Purpose Yards | 141 vs. Towson (9.14.24) |

GARRETT ROGAN

| | |
|---------|------------------------------|
| Tackles | 1 vs. Stony Brook (10.28.23) |
| | 1 vs. N.C. A&T (11.9.24) |

JAYLAN SANCHEZ

| | |
|-----------------------|---------------------------------|
| Points | 12 at N.C. A&T (10.7.23) |
| | 12 vs. Towson (9.14.24) |
| Touchdowns | 2 at N.C. A&T (10.7.23) |
| | 2 vs. Towson (9.14.24) |
| Rush Attempts | 1, 5x |
| Rushing Yards | 16 vs. YSU (8.29.24) |
| Long Rush | 16 vs. YSU (8.29.24) |
| Receptions | 6 at N.C. A&T (10.7.23) |
| Receiving Yards | 158 at N.C. A&T (10.7.23) |
| Receiving Touchdowns | 2 at N.C. A&T (10.7.23) |
| | 2 vs. Towson (9.14.24) |
| Long Reception | 72 at Hampton (11.2.24) |
| Kickoff Returns | 2 at William & Mary (11.12.22) |
| Kickoff Return Yards | 39 at W&M (11.12.22) |
| Long Kickoff Return | 30 vs. Hampton (10.29.22) |
| Total Offense — Plays | 1 at W&M (11.12.22) |
| | 1 vs. YSU (8.29.24) |
| | 1 vs. Towson (9.14.24) |
| Total Offense | -9 at William & Mary (11.12.22) |
| All-Purpose Yards | 157 at N.C. A&T (10.7.23) |
| Tackles | 1 vs. UNH (10.26.24) |
| | 1 vs. N.C. A&T (11.9.24) |

CHRISTIAN SAPP

| | |
|---------------------|----------------------------------|
| Kick Returns | 4 vs. Towson (9.14.24) |
| Kick Return Yards | 64 vs. Towson (9.14.24) |
| Long Kickoff Return | 42 vs. YSU (8.29.24) |
| All-Purpose Yards | 64 vs. Towson (9.14.24) |
| Interceptions | 1 at New Hampshire (11.4.23) |
| | 1 vs. Youngstown State (12.2.23) |
| | 1 at Colgate (9.7.24) |
| Long INT Return | 0 at New Hampshire (11.4.23) |
| | 0 vs. Youngstown State (12.2.23) |
| | 0 at Colgate (9.7.24) |
| Tackles | 6 vs. Towson (9.14.24) |
| Tackles For Loss | 1.0, 5x |
| Pass Breakups | 1 vs. Hampton (10.29.22) |
| | 1 vs. N.C. A&T (11.9.24) |
| Forced Fumbles | 1 at UCF (9.16.23) |

CHUCK SMITH

| | |
|---------------------|--------------------------------|
| Tackles | 8 at The Citadel (11.13.21) |
| Tackles For Loss | 1.5 at VMI (9.23.23) |
| | 1.5 vs. Samford (10.7.23) |
| Sacks | 1.5 vs. Samford (10.7.23) |
| Pass Breakups | 1 vs. Presbyterian (9.16.23) |
| Forced Fumbles | 1, 4x |
| Fumble Recoveries | 1 vs. Kennesaw State (9.18.21) |
| | 1 at VMI (9.25.21) |
| Quarterback Hurries | 2 vs. Presbyterian (9.16.23) |
| | 2 vs. Furman (11.18.23) |
| | 2 at Hampton (11.2.24) |

VILLANOVA FOOTBALL GAME NOTES

CAREER HIGHS

DEVIN SMITH

| | |
|-----------------------|--------------------------------------|
| Points | 12, 4x |
| Touchdowns | 2, 4x |
| Rush Attempts | 1, 4x |
| Rushing Yards | 6 at Stony Brook (10.5.24) |
| Long Rush | 6 at Stony Brook (10.5.24) |
| Receptions | 7 vs. N.C. A&T (11.9.24) |
| Receiving Yards | 202 at Richmond (11.25.23) |
| Long Reception | 91 at Richmond (11.25.23) |
| Receiving Touchdowns | 2, 4x |
| Total Offense — Plays | 1 at Stony Brook (10.5.24) |
| Total Offense — Yards | 6 at Stony Brook (10.5.24) |
| Kick Returns | 4 at Maryland (9.21.24) |
| | 4 at Maine (10.19.24) |
| Kick Return Yards | 95 at Maine (10.19.24) |
| Long Kick Return | 30 at Howard (11.11.23) |
| Punt Returns | 2 vs. Towson (9.14.24) |
| Punt Return Yards | 19 vs. Towson (9.14.24) |
| Long Punt Return | 19 vs. Towson (9.14.24) |
| All-Purpose Yards | 220 at Richmond (11.25.23) |
| Tackles | 1 vs. Winston-Salem (9.18.21) |
| | 1 at South Carolina State (10.22.22) |

ELI SMITH

| | |
|-----------------------|---------------------------------|
| Rush Attempts | 7 at Maine (10.1.22) |
| | 7 at William & Mary (11.12.22) |
| Rushing Yards | 48 at William & Mary (11.12.22) |
| Long Rush | 18 at William & Mary (11.12.22) |
| Receptions | 1 at William & Mary (11.12.22) |
| | 1 at Maine (10.19.24) |
| Receiving Yards | 21 at Maine (10.19.24) |
| Long Reception | 21 at Maine (10.19.24) |
| Total Offense - Plays | 7 at Maine (10.1.22) |
| Total Offense - Yards | 48 at W&M (11.12.22) |
| All-Purpose Yards | 50 at W&M (11.12.22) |

JR STRAUSS

| | |
|--------------------|------------------------------|
| Tackles | 2 vs. Stony Brook (10.28.23) |
| | 2 at Stony Brook (10.5.24) |
| Tackles For Loss | 1.0 at N.C. A&T (10.7.23) |
| Blocked Kicks (FG) | 1 vs. Towson (9.14.24) |

TY TRINH

| | |
|---------------------|-------------------------------|
| All-Purpose Yards | 24 at Maryland (9.21.24) |
| Interceptions | 1, 4x |
| Long INT Return | 24 at Maryland (9.21.24) |
| Tackles | 12 at New Hampshire (11.4.23) |
| Tackles For Loss | 2.0 at N.C. A&T (10.7.23) |
| | 2.0 at Maryland (9.21.24) |
| Pass Breakups | 2 at UAlbany (9.30.23) |
| | 2 vs. Elon (10.14.23) |
| Quarterback Hurries | 1, 4x |
| Forced Fumbles | 1 vs. Lehigh (9.2.22) |
| | 1 vs. Delaware (11.19.22) |
| Fumble Recoveries | 1 vs. Delaware (11.19.22) |

STEPHANE VOLTAIRE

| | |
|---------|------------------------------|
| Tackles | 1 at New Hampshire (11.4.23) |
|---------|------------------------------|

CONNOR WATKINS

| | |
|-----------------------|--------------------------------------|
| Points | 18 vs. Rhode Island (9.23.23) |
| Touchdowns | 3 vs. Rhode Island (9.23.23) |
| Rush Attempts | 13 vs. Elon (10.14.2023) |
| | 13 at South Dakota State (12.9.2023) |
| | 13 vs. Towson (9.14.24) |
| Rushing Yards | 130 vs. Hampton (10.29.22) |
| Rushing Touchdowns | 3 vs. Rhode Island (9.23.23) |
| Long Rush | 75 vs. Hampton (10.29.22) |
| Pass Attempts | 32 at Monmouth (11.16.24) |
| Pass Completions | 20 at Monmouth (11.16.24) |
| Passing Yards | 361 vs. Stony Brook (10.28.23) |
| Passing TDs | 4 at Maine (10.1.22) |
| | 4 vs. Stony Brook (10.28.23) |
| Long Pass | 83 at Maine (10.1.22) |
| Total Offense - Plays | 43 at UAlbany (9.30.23) |
| | 43 at Monmouth (11.16.24) |
| Total Offense | 395 vs. Stony Brook (10.28.23) |
| All-Purpose Yards | 130 vs. Hampton (10.29.22) |
| Punts | 8 at Penn State (9.25.21) |
| Punting Yards | 277 at Penn State (9.25.21) |
| Long Punt | 50 at James Madison (10.9.21) |

ISAS WAXTER

| | |
|---------------------|----------------------------------|
| All-Purpose Yards | 0 vs. Colgate (9.9.23) |
| | 0 at Delaware (11.18.23) |
| Tackles | 7 vs. Delaware (11.23.19) |
| Tackles For Loss | 1.0, 6x |
| Sacks | 1.0 at Lehigh (9.4.21) |
| Interceptions | 1 vs. Colgate (9.9.23) |
| | 1 at Delaware (11.18.23) |
| | 1 vs. Youngstown State (12.2.23) |
| Long INT Return | 0 vs. Colgate (9.9.23) |
| | 0 at Delaware (11.18.23) |
| | 0 vs. Youngstown State (12.2.23) |
| Pass Breakups | 2 vs. Colgate (9.9.23) |
| Forced Fumbles | 2 at Maine (10.19.24) |
| Fumble Recoveries | 1 at Maryland (9.21.24) |
| Quarterback Hurries | 1 at Lehigh (9.2.23) |

JAYVONT WILLIAMS

| | |
|---------|-----------------------------------|
| Tackles | 1 at South Dakota State (12.9.23) |
| | 1 at Stony Brook (10.5.24) |

ISAIAH WRIGHT

| | |
|-----------------------|------------------------------|
| Points | 6 vs. Stony Brook (10.28.23) |
| Touchdowns | 1 vs. Stony Brook (10.28.23) |
| Rush Attempts | 6 at Colgate (9.7.24) |
| Rushing Yards | 31 at Stony Brook (10.5.24) |
| Rushing Touchdowns | 1 vs. Stony Brook (10.28.23) |
| Long Rush | 25 at Stony Brook (10.5.24) |
| Receptions | 1 at Maine (10.19.24) |
| Receiving Yards | 5 at Maine (10.19.24) |
| Long Reception | 5 at Maine (10.19.24) |
| Total Offense — Plays | 6 at Colgate (9.7.24) |
| Total Offense — Yards | 31 at Stony Brook (10.5.24) |
| Kickoff Returns | 1 vs. LIU (9.28.24) |
| Kickoff Return Yards | 31 vs. LIU (9.28.24) |
| Long Kickoff Return | 31 vs. LIU (9.28.24) |
| All-Purpose Yards | 33 vs. LIU (9.28.24) |

ION WYATT

| | |
|------------------|------------------------------|
| Tackles | 3 at Colgate (9.7.24) |
| Tackles For Loss | 0.5 at Colgate (9.7.24) |
| Pass Breakups | 1 at Lehigh (9.2.23) |
| | 1 vs. Stony Brook (10.28.23) |



2024-25 Villanova Football
Overall Team Statistics
All games

Page 1/2
as of Nov 26, 2024

Team Statistics

| | VU | OPP |
|----------------------------------|----------------|----------------|
| Scoring | 295 | 231 |
| Points per game | 24.6 | 19.3 |
| Points Off Turnovers | 44 | 21 |
| First Downs | 220 | 202 |
| Rushing | 108 | 78 |
| Passing | 85 | 101 |
| Penalty | 27 | 23 |
| Rushing Yardage | 1979 | 1700 |
| Yards gained rushing | 2258 | 1919 |
| Yards lost rushing | 279 | 219 |
| Rushing attempts | 431 | 409 |
| Average per rush | 4.6 | 4.2 |
| Average per game | 164.9 | 141.7 |
| TDs Rushing | 26 | 15 |
| Passing Yardage | 1934 | 2144 |
| Comp-Att-Int | 158-305-3 | 211-334-8 |
| Average per pass | 6.3 | 6.4 |
| Average per catch | 12.2 | 10.2 |
| Average per game | 161.2 | 178.7 |
| TDs Passing | 11 | 13 |
| Total offense | 3913 | 3844 |
| Total plays | 736 | 743 |
| Average per play | 5.3 | 5.2 |
| Average per game | 326.1 | 320.3 |
| Kick returns: #-Yards | 28-594 | 24-512 |
| Punt returns: #-Yards | 13-95 | 11-59 |
| Int returns: #-Yards | 8-69 | 3-0 |
| Kick return average | 21.2 | 21.3 |
| Punt return average | 7.3 | 5.4 |
| Int return average | 8.6 | 0.0 |
| Fumbles-Lost | 10-7 | 14-9 |
| Penalties-Yards | 81-725 | 72-656 |
| Average per game | 60.4 | 54.7 |
| Punts-Yards | 58-2398 | 54-2264 |
| Average per punt | 41.3 | 41.9 |
| Net punt average | 39.0 | 39.2 |
| Kickoffs-Yards | 58-3455 | 49-2920 |
| Average per kick | 59.6 | 59.6 |
| Net kick average | 37.8 | 37.5 |
| Time of possession / game | 30:29 | 29:31 |
| 3rd-down conversion | 56/149 | 54/154 |
| 3rd-down pct | 38% | 35% |
| 4rd-down conversion | 10/16 | 11/23 |



2024-25 Villanova Football
Overall Team Statistics
All games

Page 2/2
as of Nov 26, 2024

| | VU | OPP |
|------------------------------------|---------------------|--------------------|
| 4rd-down pct | 63% | 48% |
| Sacks by-Yards | 19-121 | 31-170 |
| Misc Yards | 0 | 0 |
| Touchdowns scored | 38 | 29 |
| Field goals - attempts | 9-15 | 10-16 |
| On-Side kicks | 1-2 | 0-1 |
| Red-zone scores | (35-40) 88% | (27-39) 69% |
| Red-zone touchdowns | (28-40) 70% | (22-39) 56% |
| PAT-attempts | (36-36) 100% | (25-27) 93% |
| 2-point conversion-attempts | (2-2) 100% | (1-2) 50% |
| Attendance | 31880 | 57937 |
| Games / Avg per game | 6/5313 | 6/9656 |
| Neutral site games | - | 0/0 |

Score by Periods

| Team | 1st | 2nd | 3rd | 4th | OT | TOT |
|-----------|-----|-----|-----|-----|----|-----|
| Villanova | 65 | 59 | 79 | 92 | 0 | 295 |
| Opponents | 68 | 67 | 59 | 37 | 0 | 231 |



2024-25 Villanova Football Individual Statistics All games

Page 1/3
as of Nov 26, 2024

Rushing

| Player | gp | att | gain | loss | net | avg | td | lg | avg/g |
|------------------|-----------|------------|-------------|------------|-------------|------------|-----------|-----------|--------------|
| David Avit | 12 | 146 | 814 | 21 | 793 | 5.4 | 9 | 72 | 66.1 |
| Isaiah Ragland | 10 | 92 | 515 | 19 | 496 | 5.4 | 4 | 65 | 49.6 |
| Connor Watkins | 12 | 99 | 558 | 163 | 395 | 4.0 | 8 | 45 | 32.9 |
| Ja'briel Mace | 12 | 37 | 187 | 14 | 173 | 4.7 | 1 | 24 | 14.4 |
| Isaiah Wright | 10 | 20 | 80 | 12 | 68 | 3.4 | 0 | 25 | 6.8 |
| Eli Smith | 3 | 9 | 40 | 2 | 38 | 4.2 | 0 | 9 | 12.7 |
| Tanner Maddocks | 9 | 5 | 32 | 15 | 17 | 3.4 | 2 | 17 | 1.9 |
| Jaylan Sanchez | 12 | 4 | 16 | 3 | 13 | 3.3 | 0 | 16 | 1.1 |
| Brendan Bell | 12 | 2 | 10 | 0 | 10 | 5.0 | 2 | 6 | 0.8 |
| Devin Smith | 12 | 1 | 6 | 0 | 6 | 6.0 | 0 | 6 | 0.5 |
| Team | 12 | 16 | 0 | 30 | -30 | -1.9 | 0 | 0 | -2.5 |
| Total | 12 | 431 | 2258 | 279 | 1979 | 4.6 | 26 | 72 | 164.9 |
| Opponents | 12 | 409 | 1919 | 219 | 1700 | 4.2 | 15 | 70 | 141.7 |

Passing

| Player | gp | effic | comp-att-int | pct | yds | td | lg | avg/g |
|------------------|-----------|--------------|------------------|-------------|-------------|-----------|-----------|--------------|
| Connor Watkins | 12 | 114.6 | 150-291-3 | 51.5 | 1822 | 11 | 72 | 151.8 |
| Tanner Maddocks | 9 | 124.3 | 8-14-0 | 57.1 | 112 | 0 | 24 | 12.4 |
| Total | 12 | 115.0 | 158-305-3 | 51.8 | 1934 | 11 | 72 | 161.2 |
| Opponents | 12 | 125.1 | 211-334-8 | 63.2 | 2144 | 13 | 65 | 178.7 |

Receiving

| Player | gp | no. | yds | avg | td | lg | avg/g |
|------------------|-----------|------------|-------------|-------------|-----------|-----------|--------------|
| Devin Smith | 12 | 36 | 451 | 12.5 | 5 | 71 | 37.6 |
| Jaylan Sanchez | 12 | 32 | 477 | 14.9 | 3 | 72 | 39.8 |
| Lucas Kopecky | 9 | 18 | 228 | 12.7 | 2 | 26 | 25.3 |
| Daniel Lopes | 12 | 13 | 146 | 11.2 | 0 | 23 | 12.2 |
| Ja'briel Mace | 12 | 11 | 130 | 11.8 | 0 | 35 | 10.8 |
| Kenyon Miles | 8 | 10 | 105 | 10.5 | 1 | 36 | 13.1 |
| Isaiah Ragland | 10 | 9 | 69 | 7.7 | 0 | 24 | 6.9 |
| David Avit | 12 | 9 | 100 | 11.1 | 0 | 37 | 8.3 |
| Chris Colby | 9 | 8 | 118 | 14.8 | 0 | 24 | 13.1 |
| Luke Daly | 11 | 6 | 73 | 12.2 | 0 | 32 | 6.6 |
| Brendan Bell | 12 | 1 | 0 | 0.0 | 0 | 0 | 0.0 |
| Nate Hill | 6 | 1 | 6 | 6.0 | 0 | 6 | 1.0 |
| Eli Smith | 3 | 1 | 21 | 21.0 | 0 | 21 | 7.0 |
| Isaiah Wright | 10 | 1 | 5 | 5.0 | 0 | 5 | 0.5 |
| Nolan Clayton | 11 | 1 | 3 | 3.0 | 0 | 3 | 0.3 |
| Sean Brodnik | 1 | 1 | 2 | 2.0 | 0 | 2 | 2.0 |
| Total | 12 | 158 | 1934 | 12.2 | 11 | 72 | 161.2 |
| Opponents | 12 | 211 | 2144 | 10.2 | 13 | 65 | 178.7 |

Punt Returns

| Player | no. | yds | avg | td | lg |
|------------------|-----------|-----------|------------|----------|-----------|
| Tanner Maddocks | 8 | 76 | 9.5 | 0 | 22 |
| Devin Smith | 5 | 19 | 3.8 | 0 | 19 |
| Total | 13 | 95 | 7.3 | 0 | 22 |
| Opponents | 11 | 59 | 5.4 | 0 | 27 |

Interceptions

| Player | no. | yds | avg | td | lg |
|------------------|----------|-----------|------------|----------|-----------|
| Ty Trinh | 2 | 29 | 14.5 | 0 | 24 |
| Zahmir Dawud | 2 | 2 | 1.0 | 0 | 2 |
| Brendan Bell | 1 | 38 | 38.0 | 1 | 38 |
| Richie Kimmel | 1 | 0 | 0.0 | 0 | 0 |
| Tyrell Mims | 1 | 0 | 0.0 | 0 | 0 |
| Christian Sapp | 1 | 0 | 0.0 | 0 | 0 |
| Total | 8 | 69 | 8.6 | 1 | 38 |
| Opponents | 3 | 0 | 0.0 | 0 | 0 |

Kick Returns

| Player | no. | yds | avg | td | lg |
|------------------|-----------|------------|-------------|----------|-----------|
| Devin Smith | 9 | 190 | 21.1 | 0 | 28 |
| Christian Sapp | 8 | 174 | 21.8 | 0 | 42 |
| Ja'briel Mace | 6 | 142 | 23.7 | 0 | 50 |
| Ethan Potter | 2 | 29 | 14.5 | 0 | 18 |
| Julian Glantz | 1 | 17 | 17.0 | 0 | 17 |
| Isaiah Wright | 1 | 31 | 31.0 | 0 | 31 |
| Nolan Clayton | 1 | 11 | 11.0 | 0 | 11 |
| Total | 28 | 594 | 21.2 | 0 | 50 |
| Opponents | 24 | 512 | 21.3 | 0 | 47 |

Fumbles Recovered

| Player | no. | yds | avg | td | lg |
|------------------|----------|-----------|------------|----------|-----------|
| Shane Hartzell | 1 | 18 | 18.0 | 0 | 18 |
| Timmy Furgeson | 2 | 3 | 1.5 | 0 | 3 |
| Brendan Bell | 2 | 0 | 0.0 | 0 | 0 |
| Richie Kimmel | 1 | 1 | 1.0 | 0 | 1 |
| Isas Waxter | 1 | 0 | 0.0 | 0 | 0 |
| Jordan Nelson | 1 | 0 | 0.0 | 0 | 0 |
| Ethan Potter | 1 | 0 | 0.0 | 0 | 0 |
| Total | 9 | 22 | 2.4 | 0 | 18 |
| Opponents | 7 | 9 | 1.3 | 0 | 9 |



2024-25 Villanova Football
Individual Statistics
All games

Page 2/3
as of Nov 26, 2024

Scoring

| | | | PAT | | | | | | |
|-----------------|----|-------|-------|------|-----|------|-----|-----|-----|
| Player | td | fg | kick | rush | rcv | pass | dxp | saf | pts |
| Ethan Gettman | - | 9-15 | 36-36 | - | - | - | - | - | 63 |
| David Avit | 9 | - | - | - | - | - | - | - | 54 |
| Connor Watkins | 8 | - | - | 2 | - | - | - | - | 52 |
| Devin Smith | 5 | - | - | - | - | - | - | - | 30 |
| Isaiah Ragland | 4 | - | - | - | - | - | - | - | 24 |
| Brendan Bell | 3 | - | - | - | - | - | - | - | 18 |
| Jaylan Sanchez | 3 | - | - | - | - | - | - | - | 18 |
| Tanner Maddocks | 2 | - | - | - | - | - | - | - | 12 |
| Lucas Kopecky | 2 | - | - | - | - | - | - | - | 12 |
| Kenyon Miles | 1 | - | - | - | - | - | - | - | 6 |
| Ja'briel Mace | 1 | - | - | - | - | - | - | - | 6 |
| Total | 38 | 9-15 | 36-36 | 2 | 0 | 0 | 0 | 0 | 295 |
| Opponents | 29 | 10-16 | 25-27 | 1 | 0 | 0 | 0 | 0 | 231 |

Total Offense

| Player | g | plays | rush | pass | total | avg/g |
|------------------|-----------|------------|-------------|-------------|-------------|--------------|
| Connor Watkins | 12 | 390 | 395 | 1822 | 2217 | 184.8 |
| David Avit | 12 | 146 | 793 | 0 | 793 | 66.1 |
| Isaiah Ragland | 10 | 92 | 496 | 0 | 496 | 49.6 |
| Ja'briel Mace | 12 | 37 | 173 | 0 | 173 | 14.4 |
| Tanner Maddocks | 9 | 19 | 17 | 112 | 129 | 14.3 |
| Isaiah Wright | 10 | 20 | 68 | 0 | 68 | 6.8 |
| Eli Smith | 3 | 9 | 38 | 0 | 38 | 12.7 |
| Jaylan Sanchez | 12 | 4 | 13 | 0 | 13 | 1.1 |
| Brendan Bell | 12 | 2 | 10 | 0 | 10 | 0.8 |
| Devin Smith | 12 | 1 | 6 | 0 | 6 | 0.5 |
| Team | 12 | 0 | -30 | 0 | -30 | -2.5 |
| Total | 12 | 736 | 1979 | 1934 | 3913 | 326.1 |
| Opponents | 12 | 743 | 1700 | 2144 | 3844 | 320.3 |

Field Goals

| Player | fg | pct. | 01-19 | 20-29 | 30-39 | 40-49 | 50-99 | lg | blk |
|------------------|--------------|-------------|------------|------------|------------|------------|------------|-----------|----------|
| Ethan Gettman | 9-15 | 60.0 | 0-0 | 3-4 | 4-6 | 2-4 | 0-1 | 42 | 2 |
| Opponents | 10-16 | 62.5 | 0-0 | 4-4 | 2-6 | 4-6 | 0-0 | 46 | 2 |

Punting

| Player | no. | yds | avg | lg | tb | fc | i20 | 50+ | blk |
|------------------|-----------|-------------|-------------|-----------|----------|-----------|-----------|-----------|----------|
| Ethan Gettman | 54 | 2282 | 42.3 | 72 | 4 | 20 | 15 | 9 | 0 |
| Connor Watkins | 4 | 116 | 29.0 | 36 | 0 | 0 | 4 | 0 | 0 |
| Total | 58 | 2398 | 41.3 | 72 | 4 | 20 | 19 | 9 | 0 |
| Opponents | 54 | 2264 | 41.9 | 70 | 3 | 18 | 13 | 10 | 0 |

FG Sequence

| Team Name | Villanova | Opponents |
|----------------|--------------|--------------------|
| Maryland | 33,(33),(37) | (46) |
| Youngstown St. | (42),32 | (27) |
| LIU | (24),41 | (42) |
| Stony Brook | 26 | (24) |
| Maine | 50 | |
| Hampton | 42,(29),(40) | |
| N.C. A&T | (33) | (34) |
| Monmouth | (26) | |
| Delaware | (31) | 42 |
| Colgate | | (39),34 |
| Towson | | (41),31,(23),48,37 |
| New Hampshire | | (21),38,(40) |

Kickoffs

| Player | no. | yds | avg | tb | ob | retn | net | ydln |
|------------------|-----------|-------------|-------------|-----------|----------|-----------|-------------|-----------|
| Ethan Gettman | 58 | 3455 | 59.6 | 21 | 2 | | | |
| Total | 58 | 3455 | 59.6 | 21 | 2 | 23 | 37.8 | 27 |
| Opponents | 49 | 2920 | 59.6 | 18 | 1 | 28 | 37.5 | 27 |

Numbers in parentheses indicate field goal was made



2024-25 Villanova Football
Individual Statistics
All games

Page 3/3
as of Nov 26, 2024

All Purpose

| Player | g | rush | rcv | pr | kr | ir | total | avg/g |
|------------------|-----------|-------------|-------------|-----------|------------|-----------|-------------|--------------|
| David Avit | 12 | 793 | 100 | 0 | 0 | 0 | 893 | 74.4 |
| Devin Smith | 12 | 6 | 451 | 19 | 190 | 0 | 666 | 55.5 |
| Isaiah Ragland | 10 | 496 | 69 | 0 | 0 | 0 | 565 | 56.5 |
| Jaylan Sanchez | 12 | 13 | 477 | 0 | 0 | 0 | 490 | 40.8 |
| Ja'briel Mace | 12 | 173 | 130 | 0 | 142 | 0 | 445 | 37.1 |
| Connor Watkins | 12 | 395 | 0 | 0 | 0 | 0 | 395 | 32.9 |
| Lucas Kopecky | 9 | 0 | 228 | 0 | 0 | 0 | 228 | 25.3 |
| Christian Sapp | 10 | 0 | 0 | 0 | 174 | 0 | 174 | 17.4 |
| Daniel Lopes | 12 | 0 | 146 | 0 | 0 | 0 | 146 | 12.2 |
| Chris Colby | 9 | 0 | 118 | 0 | 0 | 0 | 118 | 13.1 |
| Kenyon Miles | 8 | 0 | 105 | 0 | 0 | 0 | 105 | 13.1 |
| Isaiah Wright | 10 | 68 | 5 | 0 | 31 | 0 | 104 | 10.4 |
| Tanner Maddocks | 9 | 17 | 0 | 76 | 0 | 0 | 93 | 10.3 |
| Luke Daly | 11 | 0 | 73 | 0 | 0 | 0 | 73 | 6.6 |
| Eli Smith | 3 | 38 | 21 | 0 | 0 | 0 | 59 | 19.7 |
| Brendan Bell | 12 | 10 | 0 | 0 | 0 | 38 | 48 | 4.0 |
| Ethan Potter | 12 | 0 | 0 | 0 | 29 | 0 | 29 | 2.4 |
| Ty Trinh | 12 | 0 | 0 | 0 | 0 | 29 | 29 | 2.4 |
| Julian Glantz | 11 | 0 | 0 | 0 | 17 | 0 | 17 | 1.5 |
| Nolan Clayton | 11 | 0 | 3 | 0 | 11 | 0 | 14 | 1.3 |
| Nate Hill | 6 | 0 | 6 | 0 | 0 | 0 | 6 | 1.0 |
| Zahmir Dawud | 12 | 0 | 0 | 0 | 0 | 2 | 2 | 0.2 |
| Sean Brodnik | 1 | 0 | 2 | 0 | 0 | 0 | 2 | 2.0 |
| Team | 12 | -30 | 0 | 0 | 0 | 0 | -30 | -2.5 |
| Total | 12 | 1979 | 1934 | 95 | 594 | 69 | 4671 | 389.3 |
| Opponents | 12 | 1700 | 2144 | 59 | 512 | 0 | 4415 | 367.9 |



2024-25 Villanova Football
Overall Defense Statistics
All games

Page 1/1
as of Nov 26, 2024

Team Defense

| | | | Tackles | | | | Sacks | Pass defense | | | Fumbles | | blkd | |
|-----------|------------------|----|---------|-----|-----|---------|--------|--------------|------|-----|---------|----|------|-----|
| ## | Player | gp | ua | a | tot | tfl/yds | no-yds | int-yds | brup | qbh | fr-yds | ff | kick | saf |
| 31 | Shane Hartzell | 12 | 46 | 60 | 106 | 8.5-33 | 5-23 | . | 1 | 7 | 1-18 | 2 | . | . |
| 28 | Brendan Bell | 12 | 51 | 53 | 104 | 14-65 | 3-31 | 1-38 | 2 | 2 | 2-0 | 1 | . | . |
| 34 | Ethan Potter | 12 | 35 | 35 | 70 | 2.5-6 | 0.5-3 | . | 4 | 2 | 1-0 | . | . | . |
| 44 | Richie Kimmel | 11 | 14 | 39 | 53 | 1.5-14 | 1.5-14 | 1-0 | 2 | 2 | 1-1 | . | . | . |
| 4 | Jalen Goodman | 12 | 33 | 14 | 47 | 1-5 | . | . | 2 | . | . | . | . | . |
| 9 | Ty Trinh | 12 | 30 | 17 | 47 | 5.5-13 | . | 2-29 | 4 | 2 | . | . | . | . |
| 91 | Ayden Howard | 12 | 16 | 22 | 38 | 2-2 | 1.5-1 | . | 1 | 3 | . | . | . | . |
| 0 | Isas Waxter | 11 | 24 | 9 | 33 | 2-2 | . | . | 2 | . | 1-0 | 3 | . | . |
| 98 | Obinna Nwobodo | 12 | 15 | 16 | 31 | 4-24 | 1.5-19 | . | 2 | 2 | . | 1 | 1 | . |
| 37 | Zahmir Dawud | 12 | 22 | 8 | 30 | 2.5-6 | . | 2-2 | . | . | . | 1 | . | . |
| 33 | Turner Inge | 12 | 17 | 12 | 29 | 3-10 | . | . | . | . | . | . | . | . |
| 97 | Chuck Smith | 12 | 10 | 19 | 29 | 3-14 | 0.5-6 | . | . | 6 | . | 1 | . | . |
| 7 | Tyrell Mims | 11 | 23 | 4 | 27 | 1-1 | . | 1-0 | 4 | . | . | . | . | . |
| 92 | Nigel McSween | 12 | 12 | 15 | 27 | 5-20 | 4.5-19 | . | 1 | 2 | . | . | . | . |
| 11 | Jordan Nelson | 12 | 6 | 14 | 20 | 1.5-2 | . | . | . | 1 | 1-0 | . | . | . |
| 25 | Christian Sapp | 10 | 14 | 6 | 20 | 1-4 | . | 1-0 | 1 | . | . | . | . | . |
| 93 | Capri Martin | 12 | 7 | 12 | 19 | 3.5-13 | 1-5 | . | . | 3 | . | 1 | . | . |
| 38 | Newton Essiem | 10 | 4 | 2 | 6 | . | . | . | 1 | . | . | . | . | . |
| 52 | Chandon Pierre | 9 | 1 | 5 | 6 | 1-2 | . | . | . | 2 | . | . | . | . |
| 55 | Mike Kennedy | 12 | 1 | 5 | 6 | . | . | . | . | . | . | . | . | . |
| 10 | JR Strauss | 12 | 3 | 3 | 6 | . | . | . | . | . | . | . | 1 | . |
| 8 | Kaleb Moody | 12 | 2 | 2 | 4 | . | . | . | 2 | . | . | . | . | . |
| 1 | Jon Wyatt | 6 | 2 | 2 | 4 | 0.5-1 | . | . | . | . | . | . | . | . |
| 42 | Timmy Furgeson | 12 | . | 3 | 3 | . | . | . | . | . | 2-3 | . | . | . |
| 40 | Jason Hall | 12 | 3 | . | 3 | . | . | . | . | . | . | . | . | . |
| 5 | Jaylan Sanchez | 12 | 1 | 1 | 2 | . | . | . | . | . | . | . | . | . |
| 94 | Ivan Murray | 7 | 1 | 1 | 2 | . | . | . | . | . | . | . | . | . |
| 27 | Anthony Hawkins | 3 | 2 | . | 2 | . | . | . | . | . | . | . | . | . |
| 18 | Julian Glantz | 11 | 1 | 1 | 2 | . | . | . | . | . | . | . | . | . |
| 96 | Ugo Nwotite | 3 | . | 1 | 1 | . | . | . | . | . | . | . | . | . |
| 39 | Luke Myers | 1 | 1 | . | 1 | . | . | . | . | . | . | . | . | . |
| 32 | Omari Bursey | 5 | . | 1 | 1 | . | . | . | . | . | . | . | . | . |
| 36 | Damill Bostic | 2 | 1 | . | 1 | . | . | . | . | . | . | . | . | . |
| 21 | Jayvont Williams | 10 | . | 1 | 1 | . | . | . | . | . | . | . | . | . |
| 67 | Kyle Fay | 10 | 1 | . | 1 | . | . | . | . | . | . | . | . | . |
| 41 | Garrett Rogan | 10 | 1 | . | 1 | . | . | . | . | . | . | . | . | . |
| 45 | Ethan Gettman | 12 | 1 | . | 1 | . | . | . | . | . | . | . | . | . |
| Totals | | 12 | 401 | 384 | 785 | 63-237 | 19-121 | 8-69 | 29 | 34 | 9-22 | 10 | 2 | 0 |
| Opponents | | 12 | 365 | 346 | 711 | 61-244 | 31-170 | 3-0 | 23 | 42 | 7-9 | 6 | 2 | 0 |



2024-25 Villanova Football
Team Game-by-Game
All games

Page 1/2
as of Nov 26, 2024

| Date | Opponent | Rushing | | | | Receiving | | | | Passing | | | | Kick Returns | | | | Punt Returns | | | | tot | |
|------------|----------------|---------|------|----|----|-----------|------|----|----|-------------|------|----|----|--------------|-----|----|----|--------------|-----|----|----|------|--|
| | | no. | yds | td | lg | no. | yds | td | lg | cmp-att-int | yds | td | lg | no. | yds | td | lg | no. | yds | td | lg | off | |
| 08/29/2024 | Youngstown St. | 30 | 246 | 3 | 45 | 6 | 90 | 0 | 35 | 6-17-0 | 90 | 0 | 35 | 2 | 53 | 0 | 42 | 0 | 0 | 0 | 0 | 336 | |
| 09/07/2024 | at Colgate | 32 | 132 | 2 | 23 | 18 | 247 | 2 | 71 | 18-28-0 | 247 | 2 | 71 | 2 | 57 | 0 | 36 | 0 | 0 | 0 | 0 | 379 | |
| 09/14/2024 | Towson | 38 | 235 | 0 | 65 | 14 | 116 | 2 | 28 | 14-25-0 | 116 | 2 | 28 | 4 | 64 | 0 | 22 | 2 | 19 | 0 | 19 | 351 | |
| 09/21/2024 | at Maryland | 32 | 75 | 1 | 23 | 16 | 156 | 1 | 24 | 16-33-0 | 156 | 1 | 24 | 4 | 87 | 0 | 25 | 0 | 0 | 0 | 0 | 231 | |
| 09/28/2024 | LIU | 53 | 264 | 3 | 17 | 10 | 128 | 0 | 45 | 10-19-0 | 128 | 0 | 45 | 2 | 39 | 0 | 31 | 1 | 0 | 0 | 0 | 392 | |
| 10/05/2024 | at Stony Brook | 39 | 280 | 5 | 72 | 9 | 152 | 1 | 32 | 9-19-0 | 152 | 1 | 32 | 0 | 0 | 0 | 0 | 2 | 22 | 0 | 22 | 432 | |
| 10/19/2024 | at Maine | 28 | 35 | 1 | 17 | 18 | 179 | 0 | 23 | 18-40-2 | 179 | 0 | 23 | 4 | 95 | 0 | 28 | 1 | 0 | 0 | 0 | 214 | |
| 10/26/2024 | New Hampshire | 34 | 145 | 0 | 24 | 7 | 112 | 2 | 31 | 7-13-0 | 112 | 2 | 31 | 2 | 23 | 0 | 12 | 0 | 0 | 0 | 0 | 257 | |
| 11/02/2024 | at Hampton | 42 | 92 | 2 | 27 | 9 | 149 | 0 | 72 | 9-22-0 | 149 | 0 | 72 | 1 | 26 | 0 | 26 | 3 | 29 | 0 | 18 | 241 | |
| 11/09/2024 | N.C. A&T | 39 | 223 | 3 | 55 | 18 | 167 | 1 | 34 | 18-27-0 | 167 | 1 | 34 | 1 | 18 | 0 | 18 | 1 | 0 | 0 | 0 | 390 | |
| 11/16/2024 | at Monmouth | 32 | 93 | 3 | 25 | 20 | 235 | 1 | 37 | 20-32-0 | 235 | 1 | 37 | 4 | 118 | 0 | 50 | 1 | 10 | 0 | 10 | 328 | |
| 11/23/2024 | Delaware | 32 | 159 | 3 | 38 | 13 | 203 | 1 | 36 | 13-30-1 | 203 | 1 | 36 | 2 | 14 | 0 | 14 | 2 | 15 | 0 | 11 | 362 | |
| Villanova | | 431 | 1979 | 26 | 72 | 158 | 1934 | 11 | 72 | 158-305-3 | 1934 | 11 | 72 | 28 | 594 | 0 | 50 | 13 | 95 | 0 | 22 | 3913 | |
| Opponents | | 409 | 1700 | 15 | 70 | 211 | 2144 | 13 | 65 | 211-334-8 | 2144 | 13 | 65 | 24 | 512 | 0 | 47 | 11 | 59 | 0 | 27 | 3844 | |

Villanova Averages

| Games | Avg/ rush | Avg/ catch | Pass effic | KR avg | PR avg | All purpose avg/game | Total offense avg/game |
|-------|-----------|------------|------------|--------|--------|----------------------|------------------------|
| 12 | 4.6 | 12.2 | 115.0 | 21.2 | 7.3 | 389.3 | 326.1 |

| Date | Opponent | ua | Tackles | | | Sacks no-yds | Fumble | | Pass Defense | | | blkd kick | PAT attempts | | | off | | |
|------------|----------------|-----|---------|-------|----------|-----------------|--------|--------|--------------|-----|------|--------------|--------------|------|-----|-----|-----|-----|
| | | | a | total | tfl-yds | | ff | fr-yds | int-yds | qbh | brup | | kick | rush | rcv | saf | t/o | pts |
| 08/29/2024 | Youngstown St. | 41 | 28 | 69 | 5.0-15 | 1-1 | 1 | 1-1 | 2-2 | 3 | 2 | 0 | 3-3 | 0 | 0 | 0 | 3 | 24 |
| 09/07/2024 | at Colgate | 36 | 22 | 58 | 5.0-21 | 1-12 | 0 | 0-0 | 1-0 | 3 | 2 | 0 | 4-4 | 0 | 0 | 0 | 0 | 28 |
| 09/14/2024 | Towson | 25 | 58 | 83 | 4.0-21 | 3-17 | 1 | 0-0 | 0-0 | 8 | 4 | 2 | 2-2 | 0 | 0 | 0 | 0 | 14 |
| 09/21/2024 | at Maryland | 44 | 20 | 64 | 7.0-17 | 1-7 | 1 | 1-0 | 1-24 | 0 | 1 | 0 | 2-2 | 0 | 0 | 0 | 3 | 20 |
| 09/28/2024 | LIU | 21 | 14 | 35 | 1.0-5 | 0-0 | 0 | 2-21 | 0-0 | 2 | 3 | 0 | 3-3 | 0 | 0 | 0 | 14 | 24 |
| 10/05/2024 | at Stony Brook | 39 | 44 | 83 | 7.0-29 | 2-19 | 2 | 1-0 | 1-0 | 4 | 2 | 0 | 6-6 | 0 | 0 | 0 | 7 | 42 |
| 10/19/2024 | at Maine | 26 | 38 | 64 | 5.0-17 | 1-11 | 2 | 1-0 | 0-0 | 0 | 0 | 0 | 1-1 | 0 | 0 | 0 | 0 | 7 |
| 10/26/2024 | New Hampshire | 36 | 44 | 80 | 9.0-38 | 2-20 | 1 | 1-0 | 0-0 | 4 | 2 | 0 | 2-2 | 0 | 0 | 0 | 0 | 14 |
| 11/02/2024 | at Hampton | 35 | 32 | 67 | 5.0-12 | 2-3 | 0 | 0-0 | 1-0 | 4 | 2 | 0 | 2-2 | 0 | 0 | 0 | 0 | 20 |
| 11/09/2024 | N.C. A&T | 30 | 20 | 50 | 5.0-13 | 2-4 | 0 | 0-0 | 0-0 | 2 | 2 | 0 | 4-4 | 0 | 0 | 0 | 0 | 31 |
| 11/16/2024 | at Monmouth | 40 | 12 | 52 | 3.0-13 | 0-0 | 0 | 0-0 | 0-0 | 0 | 1 | 0 | 2-2 | 2 | 0 | 0 | 0 | 33 |
| 11/23/2024 | Delaware | 28 | 52 | 80 | 7.0-36 | 4-27 | 2 | 2-0 | 2-43 | 4 | 8 | 0 | 5-5 | 0 | 0 | 0 | 17 | 38 |
| Villanova | | 401 | 384 | 785 | 63.0-237 | 19-121 | 10 | 9-22 | 8-69 | 34 | 29 | 2 | 36-36 | 2 | 0 | 0 | 44 | 295 |
| Opponents | | 365 | 346 | 711 | 61.0-244 | 31-170 | 6 | 7-9 | 3-0 | 42 | 23 | 2 | 25-27 | 1 | 0 | 0 | 21 | 231 |

| Date | Opponent | Punting | | | | | | | | | | Field Goals | | | Kickoffs | | | | |
|------------|----------------|---------|------|------|------|------|----|----|-----|-----|--------|-------------|------|-----|----------|------|----|----|--|
| | | no. | yds | avg | long | blkd | tb | fc | 50+ | i20 | md-att | long | blkd | no. | yds | avg | tb | ob | |
| 08/29/2024 | Youngstown St. | 3 | 138 | 46.0 | 62 | 0 | 0 | 2 | 1 | 2 | 1-2 | 42 | 0 | 5 | 302 | 60.4 | 0 | 0 | |
| 09/07/2024 | at Colgate | 6 | 250 | 41.7 | 48 | 0 | 1 | 4 | 0 | 2 | 0-0 | 0 | 0 | 5 | 317 | 63.4 | 1 | 0 | |
| 09/14/2024 | Towson | 7 | 262 | 37.4 | 49 | 0 | 0 | 2 | 0 | 3 | 0-0 | 0 | 0 | 3 | 185 | 61.7 | 0 | 0 | |
| 09/21/2024 | at Maryland | 4 | 172 | 43.0 | 55 | 0 | 0 | 1 | 2 | 0 | 2-3 | 37 | 1 | 4 | 237 | 59.3 | 2 | 0 | |
| 09/28/2024 | LIU | 4 | 156 | 39.0 | 45 | 0 | 0 | 1 | 0 | 2 | 1-2 | 24 | 0 | 5 | 292 | 58.4 | 2 | 0 | |
| 10/05/2024 | at Stony Brook | 5 | 210 | 42.0 | 50 | 0 | 1 | 2 | 1 | 1 | 0-1 | 0 | 0 | 7 | 443 | 63.3 | 3 | 0 | |
| 10/19/2024 | at Maine | 5 | 209 | 41.8 | 48 | 0 | 0 | 2 | 0 | 1 | 0-1 | 0 | 1 | 2 | 100 | 50.0 | 0 | 1 | |
| 10/26/2024 | New Hampshire | 4 | 172 | 43.0 | 72 | 0 | 0 | 1 | 1 | 0 | 0-0 | 0 | 0 | 3 | 152 | 50.7 | 1 | 0 | |
| 11/02/2024 | at Hampton | 7 | 314 | 44.9 | 52 | 0 | 1 | 3 | 2 | 3 | 2-3 | 40 | 0 | 5 | 322 | 64.4 | 3 | 0 | |
| 11/09/2024 | N.C. A&T | 5 | 219 | 43.8 | 57 | 0 | 0 | 0 | 1 | 3 | 1-1 | 33 | 0 | 6 | 376 | 62.7 | 3 | 0 | |
| 11/16/2024 | at Monmouth | 3 | 98 | 32.7 | 44 | 0 | 0 | 1 | 0 | 1 | 1-1 | 26 | 0 | 6 | 356 | 59.3 | 4 | 0 | |
| 11/23/2024 | Delaware | 5 | 198 | 39.6 | 54 | 0 | 1 | 1 | 1 | 1 | 1-1 | 31 | 0 | 7 | 373 | 53.3 | 2 | 1 | |
| Villanova | | 58 | 2398 | 41.3 | 72 | 0 | 4 | 20 | 9 | 19 | 9-15 | 42 | 2 | 58 | 3455 | 59.6 | 21 | 2 | |



2024-25 Villanova Football
Team Game-by-Game
All games

| Date | Opponent | Punting | | | | | | | | | | Field Goals | | | Kickoffs | | | | |
|-----------|----------|---------|------|------|------|------|----|----|-----|-----|--------|-------------|------|-----|----------|------|----|----|--|
| | | no. | yds | avg | long | blkd | tb | fc | 50+ | i20 | md-att | long | blkd | no. | yds | avg | tb | ob | |
| Opponents | | 54 | 2264 | 41.9 | 70 | 0 | 3 | 18 | 10 | 13 | 10-16 | 46 | 2 | 49 | 2920 | 59.6 | 18 | 1 | |



2024-25 Villanova Football Opponents Game-by-Game All games

Page 1/2
as of Nov 26, 2024

| Date | Opponent | Rushing | | | | Receiving | | | | Passing | | | | Kick Returns | | | | Punt Returns | | | | tot | | |
|------------|----------------|---------|------|----|----|-----------|------|----|----|-----------|------|-----|-----|--------------|-----|-----|-----|--------------|----|-----|-----|-----|------|-----|
| | | no. | yds | td | lg | no. | yds | td | lg | cmp | att | int | yds | td | lg | no. | yds | td | lg | no. | yds | td | lg | off |
| 08/29/2024 | Youngstown St. | 40 | 169 | 1 | 17 | 18 | 152 | 1 | 18 | 18-25-2 | 152 | 1 | 18 | 5 | 101 | 0 | 23 | 0 | 0 | 0 | 0 | 0 | 0 | 321 |
| 09/07/2024 | at Colgate | 26 | 86 | 0 | 25 | 24 | 178 | 0 | 36 | 24-42-1 | 178 | 0 | 36 | 1 | 16 | 0 | 16 | 0 | 0 | 0 | 0 | 0 | 264 | |
| 09/14/2024 | Towson | 31 | 161 | 0 | 70 | 20 | 233 | 1 | 35 | 20-38-0 | 233 | 1 | 35 | 2 | 33 | 0 | 18 | 2 | 18 | 0 | 12 | 0 | 394 | |
| 09/21/2024 | at Maryland | 30 | 159 | 3 | 20 | 29 | 338 | 2 | 61 | 29-34-1 | 338 | 2 | 61 | 0 | 0 | 0 | 0 | 1 | 27 | 0 | 27 | 0 | 497 | |
| 09/28/2024 | LIU | 20 | 96 | 1 | 25 | 11 | 80 | 0 | 18 | 11-24-0 | 80 | 0 | 18 | 0 | 0 | 0 | 0 | 2 | -2 | 0 | 0 | 0 | 176 | |
| 10/05/2024 | at Stony Brook | 42 | 163 | 3 | 20 | 22 | 147 | 0 | 27 | 22-32-1 | 147 | 0 | 27 | 4 | 91 | 0 | 33 | 1 | -1 | 0 | 0 | 0 | 310 | |
| 10/19/2024 | at Maine | 35 | 155 | 1 | 39 | 18 | 186 | 3 | 55 | 18-21-0 | 186 | 3 | 55 | 1 | 14 | 0 | 14 | 0 | 0 | 0 | 0 | 0 | 341 | |
| 10/26/2024 | New Hampshire | 43 | 129 | 0 | 26 | 14 | 125 | 0 | 25 | 14-22-0 | 125 | 0 | 25 | 2 | 0 | 0 | 0 | 2 | 7 | 0 | 6 | 0 | 254 | |
| 11/02/2024 | at Hampton | 45 | 155 | 1 | 27 | 7 | 84 | 1 | 48 | 7-19-1 | 84 | 1 | 48 | 1 | 19 | 0 | 19 | 1 | 3 | 0 | 3 | 0 | 239 | |
| 11/09/2024 | N.C. A&T | 29 | 119 | 0 | 25 | 7 | 50 | 0 | 14 | 7-19-0 | 50 | 0 | 14 | 3 | 114 | 0 | 47 | 1 | 1 | 0 | 1 | 0 | 169 | |
| 11/16/2024 | at Monmouth | 29 | 144 | 3 | 29 | 22 | 358 | 3 | 59 | 22-23-0 | 358 | 3 | 59 | 2 | 33 | 0 | 19 | 0 | 0 | 0 | 0 | 0 | 502 | |
| 11/23/2024 | Delaware | 39 | 164 | 2 | 23 | 19 | 213 | 2 | 65 | 19-35-2 | 213 | 2 | 65 | 3 | 91 | 0 | 43 | 1 | 6 | 0 | 6 | 0 | 377 | |
| Opponents | | 409 | 1700 | 15 | 70 | 211 | 2144 | 13 | 65 | 211-334-8 | 2144 | 13 | 65 | 24 | 512 | 0 | 47 | 11 | 59 | 0 | 27 | 0 | 3844 | |
| Villanova | | 431 | 1979 | 26 | 72 | 158 | 1934 | 11 | 72 | 158-305-3 | 1934 | 11 | 72 | 28 | 594 | 0 | 50 | 13 | 95 | 0 | 22 | 0 | 3913 | |

Opponents Averages

| Games | Avg/ rush | Avg/ catch | Pass effic | KR avg | PR avg | All purpose avg/game | Total offense avg/game |
|-------|-----------|------------|------------|--------|--------|----------------------|------------------------|
| 12 | 4.2 | 10.2 | 125.1 | 21.3 | 5.4 | 367.9 | 320.3 |

| Date | Opponent | Tackles | | | Sacks no-yds | Fumble | | Pass Defense | | | blkd kick | PAT attempts | | | off | | |
|------------|----------------|---------|---------|---------|-----------------|--------|--------|--------------|-----|------|--------------|--------------|------|-----|-----|-----|-----|
| | | ua | a total | tfl-yds | | ff | fr-yds | int-yds | qbh | brup | | kick | rush | rcv | saf | t/o | pts |
| 08/29/2024 | Youngstown St. | 27 | 10 | 37 | 2-13 | 0 | 0-0 | 0-0 | 3 | 1 | 0 | 2-2 | 0 | 0 | 0 | 0 | 17 |
| 09/07/2024 | at Colgate | 27 | 32 | 59 | 4-22 | 0 | 0-0 | 0-0 | 3 | 2 | 0 | 0-0 | 0 | 0 | 0 | 0 | 3 |
| 09/14/2024 | Towson | 31 | 42 | 73 | 5-10 | 2 | 2-0 | 0-0 | 6 | 0 | 0 | 1-1 | 0 | 0 | 0 | 0 | 13 |
| 09/21/2024 | at Maryland | 38 | 16 | 54 | 6-33 | 0 | 0-0 | 0-0 | 2 | 2 | 1 | 5-5 | 0 | 0 | 0 | 0 | 38 |
| 09/28/2024 | LIU | 42 | 32 | 74 | 5-14 | 0 | 0-0 | 0-0 | 1 | 1 | 0 | 1-1 | 0 | 0 | 0 | 0 | 10 |
| 10/05/2024 | at Stony Brook | 30 | 18 | 48 | 6-21 | 0 | 1-0 | 0-0 | 6 | 2 | 0 | 3-3 | 0 | 0 | 0 | 7 | 24 |
| 10/19/2024 | at Maine | 25 | 44 | 69 | 9-56 | 2 | 2-0 | 2-0 | 8 | 5 | 1 | 3-4 | 1 | 0 | 0 | 7 | 35 |
| 10/26/2024 | New Hampshire | 19 | 36 | 55 | 3-5 | 2 | 2-9 | 0-0 | 2 | 1 | 0 | 0-0 | 0 | 0 | 0 | 0 | 6 |
| 11/02/2024 | at Hampton | 39 | 20 | 59 | 6-28 | 0 | 0-0 | 0-0 | 0 | 6 | 0 | 2-2 | 0 | 0 | 0 | 0 | 14 |
| 11/09/2024 | N.C. A&T | 31 | 32 | 63 | 7-20 | 0 | 0-0 | 0-0 | 4 | 1 | 0 | 0-0 | 0 | 0 | 0 | 0 | 3 |
| 11/16/2024 | at Monmouth | 31 | 34 | 65 | 2-7 | 0 | 0-0 | 0-0 | 2 | 0 | 0 | 4-5 | 0 | 0 | 0 | 0 | 40 |
| 11/23/2024 | Delaware | 25 | 30 | 55 | 6-15 | 0 | 0-0 | 1-0 | 5 | 2 | 0 | 4-4 | 0 | 0 | 0 | 7 | 28 |
| Opponents | | 365 | 346 | 711 | 61.0-244 | 31 | 7-9 | 3-0 | 42 | 23 | 2 | 25-27 | 1 | 0 | 0 | 21 | 231 |
| Villanova | | 401 | 384 | 785 | 63.0-237 | 19 | 9-22 | 8-69 | 34 | 29 | 2 | 36-36 | 2 | 0 | 0 | 44 | 295 |

| Date | Opponent | Punting | | | | | | | | | | Field Goals | | | Kickoffs | | | | |
|------------|----------------|---------|------|------|------|------|----|----|-----|-----|--------|-------------|------|-----|----------|------|----|----|--|
| | | no. | yds | avg | long | blkd | tb | fc | 50+ | i20 | md-att | long | blkd | no. | yds | avg | tb | ob | |
| 08/29/2024 | Youngstown St. | 2 | 110 | 55.0 | 65 | 0 | 0 | 1 | 1 | 2 | 1-1 | 27 | 0 | 4 | 236 | 59.0 | 2 | 0 | |
| 09/07/2024 | at Colgate | 6 | 279 | 46.5 | 60 | 0 | 0 | 3 | 1 | 1 | 1-2 | 39 | 0 | 2 | 128 | 64.0 | 0 | 0 | |
| 09/14/2024 | Towson | 5 | 211 | 42.2 | 57 | 0 | 0 | 1 | 1 | 2 | 2-5 | 41 | 2 | 4 | 239 | 59.8 | 0 | 0 | |
| 09/21/2024 | at Maryland | 1 | 39 | 39.0 | 39 | 0 | 1 | 0 | 0 | 0 | 1-1 | 46 | 0 | 7 | 445 | 63.6 | 3 | 0 | |
| 09/28/2024 | LIU | 6 | 242 | 40.3 | 51 | 0 | 0 | 3 | 1 | 2 | 1-1 | 42 | 0 | 3 | 182 | 60.7 | 1 | 0 | |
| 10/05/2024 | at Stony Brook | 8 | 355 | 44.4 | 62 | 0 | 0 | 3 | 2 | 2 | 1-1 | 24 | 0 | 4 | 260 | 65.0 | 4 | 0 | |
| 10/19/2024 | at Maine | 4 | 145 | 36.3 | 45 | 0 | 2 | 0 | 0 | 0 | 0-0 | 0 | 0 | 6 | 376 | 62.7 | 2 | 0 | |
| 10/26/2024 | New Hampshire | 3 | 142 | 47.3 | 49 | 0 | 0 | 3 | 0 | 0 | 2-3 | 40 | 0 | 2 | 94 | 47.0 | 0 | 0 | |
| 11/02/2024 | at Hampton | 8 | 270 | 33.8 | 45 | 0 | 0 | 3 | 0 | 1 | 0-0 | 0 | 0 | 3 | 173 | 57.7 | 0 | 1 | |
| 11/09/2024 | N.C. A&T | 6 | 226 | 37.7 | 70 | 0 | 0 | 1 | 1 | 2 | 1-1 | 34 | 0 | 2 | 118 | 59.0 | 1 | 0 | |
| 11/16/2024 | at Monmouth | 2 | 104 | 52.0 | 53 | 0 | 0 | 0 | 2 | 1 | 0-0 | 0 | 0 | 7 | 376 | 53.7 | 2 | 0 | |
| 11/23/2024 | Delaware | 3 | 141 | 47.0 | 50 | 0 | 0 | 0 | 1 | 0 | 0-1 | 0 | 0 | 5 | 293 | 58.6 | 3 | 0 | |
| Opponents | | 54 | 2264 | 41.9 | 70 | 0 | 3 | 18 | 10 | 13 | 10-16 | 46 | 2 | 49 | 2920 | 59.6 | 18 | 1 | |



2024-25 Villanova Football
Opponents Game-by-Game
All games

| Date | Opponent | Punting | | | | | | | | | | Field Goals | | | Kickoffs | | | | |
|-----------|----------|---------|------|------|------|------|----|----|-----|-----|--------|-------------|------|-----|----------|------|----|----|--|
| | | no. | yds | avg | long | blkd | tb | fc | 50+ | i20 | md-att | long | blkd | no. | yds | avg | tb | ob | |
| Villanova | | 58 | 2398 | 41.3 | 72 | 0 | 4 | 20 | 9 | 19 | 9-15 | 42 | 2 | 58 | 3455 | 59.6 | 21 | 2 | |



2024-25 Villanova Football Team Game-by-Game Comparison All games

Page 1/1
as of Nov 26, 2024


| Opponent | Score | First Downs | | | | Rushing Number-Yards | Passing | | Total Offense Plays-Yards | Return Yards | Turn- Overs |
|----------------|---------|-------------|----------|----------|---------|-------------------------|-----------------------|-------------|------------------------------|-----------------|----------------|
| | | Total | Rush | Pass | Pen | | Comp-Att.-Int | Yards | | | |
| Youngstown St. | 24-17 | 15 / 21 | 11 / 9 | 3 / 12 | 1 / 0 | 30-246 / 40-169 | 6-17-0 / 18-25-2 | 90 / 152 | 47-336 / 65-321 | 56 / 101 | 0 / 3 |
| Colgate | 28-3 | 20 / 18 | 9 / 5 | 10 / 10 | 1 / 3 | 32-132 / 26-86 | 18-28-0 / 24-42-1 | 247 / 178 | 60-379 / 68-264 | 57 / 16 | 0 / 1 |
| Towson | 14-13 | 20 / 17 | 12 / 5 | 7 / 10 | 1 / 2 | 38-235 / 31-161 | 14-25-0 / 20-38-0 | 116 / 233 | 63-351 / 69-394 | 83 / 51 | 2 / 0 |
| Maryland | 20-38 | 20 / 25 | 8 / 6 | 7 / 19 | 5 / 0 | 32-75 / 30-159 | 16-33-0 / 29-34-1 | 156 / 338 | 65-231 / 64-497 | 111 / 27 | 0 / 2 |
| LIU | 24-10 | 22 / 10 | 16 / 3 | 5 / 4 | 1 / 3 | 53-264 / 20-96 | 10-19-0 / 11-24-0 | 128 / 80 | 72-392 / 44-176 | 60 / -2 | 0 / 2 |
| Stony Brook | 42-24 | 19 / 18 | 10 / 10 | 5 / 8 | 4 / 0 | 39-280 / 42-163 | 9-19-0 / 22-32-1 | 152 / 147 | 58-432 / 74-310 | 22 / 90 | 1 / 2 |
| Maine | 7-35 | 17 / 14 | 4 / 4 | 10 / 7 | 3 / 3 | 28-35 / 35-155 | 18-40-2 / 18-21-0 | 179 / 186 | 68-214 / 56-341 | 95 / 14 | 4 / 1 |
| New Hampshire | 14-6 | 14 / 18 | 7 / 7 | 6 / 7 | 1 / 4 | 34-145 / 43-129 | 7-13-0 / 14-22-0 | 112 / 125 | 47-257 / 65-254 | 23 / 16 | 2 / 1 |
| Hampton | 20-14 | 12 / 12 | 6 / 7 | 3 / 3 | 3 / 2 | 42-92 / 45-155 | 9-22-0 / 7-19-1 | 149 / 84 | 64-241 / 64-239 | 55 / 22 | 0 / 1 |
| N.C. A&T | 31-3 | 22 / 9 | 13 / 4 | 7 / 2 | 2 / 3 | 39-223 / 29-119 | 18-27-0 / 7-19-0 | 167 / 50 | 66-390 / 48-169 | 18 / 115 | 0 / 0 |
| Monmouth | 33-40 | 21 / 18 | 5 / 5 | 13 / 12 | 3 / 1 | 32-93 / 29-144 | 20-32-0 / 22-23-0 | 235 / 358 | 64-328 / 52-502 | 128 / 33 | 0 / 0 |
| Delaware | 38-28 | 18 / 22 | 7 / 13 | 9 / 7 | 2 / 2 | 32-159 / 39-164 | 13-30-1 / 19-35-2 | 203 / 213 | 62-362 / 74-377 | 72 / 97 | 1 / 4 |
| Totals | 295-231 | 220 / 202 | 108 / 78 | 85 / 101 | 27 / 23 | 431-1979 / 409-1700 | 158-305-3 / 211-334-8 | 1934 / 2144 | 736-3913 / 743-3844 | 780 / 580 | 10 / 17 |

| Opponents | 3rd Down Conversion | 4th Down Conversion | Time of Possession | TOP Margin | Avg Yds/Rush | Avg Yds/Pass | Avg Yds/Play | Punting Number-Avg | Penalties Number-Yards | Sacks |
|----------------|------------------------|------------------------|-----------------------|---------------|-----------------|-----------------|-----------------|-----------------------|---------------------------|---------|
| Youngstown St. | 3-9 / 4-10 | 0-0 / 2-3 | 23:48 / 36:12 | -12:24 | 8.2 / 4.2 | 5.3 / 6.1 | 7.1 / 4.9 | 3-46.0 / 2-55.0 | 4-30.0 / 4-30.0 | 1 / 2 |
| Colgate | 4-10 / 3-14 | 0-0 / 1-3 | 29:09 / 30:51 | -01:42 | 4.1 / 3.3 | 8.8 / 4.2 | 6.3 / 3.9 | 6-41.7 / 6-46.5 | 7-60.0 / 2-14.0 | 1 / 2 |
| Towson | 5-12 / 5-17 | 0-0 / 1-1 | 33:03 / 26:57 | 06:06 | 6.2 / 5.2 | 4.6 / 6.1 | 5.6 / 5.7 | 7-37.4 / 5-42.2 | 7-65.0 / 8-50.0 | 3 / 3 |
| Maryland | 4-13 / 7-10 | 1-2 / 1-1 | 32:16 / 27:44 | 04:32 | 2.3 / 5.3 | 4.7 / 9.9 | 3.6 / 7.8 | 4-43.0 / 1-39.0 | 3-15.0 / 8-89.0 | 1 / 3 |
| LIU | 7-14 / 1-9 | 0-1 / 0-0 | 37:05 / 22:55 | 14:10 | 5.0 / 4.8 | 6.7 / 3.3 | 5.4 / 4.0 | 4-39.0 / 6-40.3 | 10-90.0 / 8-75.0 | 0 / 3 |
| Stony Brook | 3-10 / 4-15 | 0-1 / 2-2 | 28:02 / 31:58 | -03:56 | 7.2 / 3.9 | 8.0 / 4.6 | 7.4 / 4.2 | 5-42.0 / 8-44.4 | 4-20.0 / 8-84.0 | 2 / 3 |
| Maine | 7-15 / 3-11 | 1-2 / 0-1 | 29:07 / 30:53 | -01:46 | 1.3 / 4.4 | 4.5 / 8.9 | 3.1 / 6.1 | 5-41.8 / 4-36.3 | 10-100.0 / 6-70.0 | 1 / 7 |
| New Hampshire | 3-10 / 6-15 | 1-1 / 0-2 | 24:22 / 35:38 | -11:16 | 4.3 / 3.0 | 8.6 / 5.7 | 5.5 / 3.9 | 4-43.0 / 3-47.3 | 9-74.0 / 4-30.0 | 2 / 2 |
| Hampton | 3-16 / 6-16 | 1-2 / 0-2 | 31:44 / 28:16 | 03:28 | 2.2 / 3.4 | 6.8 / 4.4 | 3.8 / 3.7 | 7-44.9 / 8-33.8 | 8-70.0 / 4-27.0 | 2 / 4 |
| N.C. A&T | 5-13 / 2-12 | 2-2 / 1-3 | 36:42 / 23:18 | 13:24 | 5.7 / 4.1 | 6.2 / 2.6 | 5.9 / 3.5 | 5-43.8 / 6-37.7 | 7-80.0 / 9-70.0 | 2 / 1 |
| Monmouth | 7-15 / 7-11 | 4-4 / 2-2 | 32:49 / 27:11 | 05:38 | 2.9 / 5.0 | 7.3 / 15.6 | 5.1 / 9.7 | 3-32.7 / 2-52.0 | 7-71.0 / 4-55.0 | 0 / 1 |
| Delaware | 5-12 / 6-14 | 0-1 / 1-3 | 27:41 / 32:19 | -04:38 | 5.0 / 4.2 | 6.8 / 6.1 | 5.8 / 5.1 | 5-39.6 / 3-47.0 | 5-50.0 / 7-62.0 | 4 / 0 |
| Totals | 56-149 / 54-154 | 10-16 / 11-23 | 365:48 / 354:12 | 11:36 | 4.6 / 4.2 | 6.3 / 6.4 | 5.3 / 5.2 | 58-41.3 / 54-41.9 | 81-725.0 / 72-656.0 | 19 / 31 |

Note: Game totals are displayed in the format TEAM/OPPONENT for each category



2024 NCAA Division I Football Championship



* Host Institution
All times are Eastern time. Information subject to change.
© 2024 National Collegiate Athletic Association. No commercial use without the NCAA's written permission.