

VILLANOVA FOOTBALL GAME NOTES

GAMEDAY

Date	November 23, 2024
Time	1:00 PM
Venue	Villanova Stadium
Capacity	12,000

LIVE COVERAGE

TV

NBC Sports Philadelphia+, FloFootball
Ben Curtis (Play By Play)
Steve Pinone (Analyst)
Tessa Peloso (Sideline)

RADIO

Villanova Sports Radio Network
AM 1480, FM 102.5, FM 104.1 (Trenton)
Ryan Fannon (Play By Play)
Kevin Reilly (Analyst)

ALL-TIME SERIES

VILLANOVA LEADS 34-22-1

First Meeting	1895
First Villanova Win	1896 (14-0)
First Delaware Win	1895 (10-6)

Last Meeting	2023
Last Villanova Win	2023 (35-7)
Last Delaware Win	Spring 2021 (28-20)

Mark Ferrante vs. Delaware	6-1
Ryan Carty vs. Villanova	0-2

at Villanova	16-11
at Delaware	17-10-1
at Subaru Park	1-1

Current Streak	W3 (2021-22-23)
Longest Streak	W8 (2012-13-14-15-16-17-18-19)

THE MATCHUP



VILLANOVA

NicknameWildcats
ConferenceCAA Football
Record8-3 (5-2 CAA)
Stats Perform FCS Poll.....#15
AFCA FCS Coaches Poll.....#14
Head CoachMark Ferrante
Career Record.....55-32
Villanova Record.....55-32
LocationVillanova, Pa.
Founded.....1842
Enrollment.....6,584
ColorsBlue and White



DELAWARE

NicknameBlue Hens
ConferenceCAA Football
Record9-1 (6-1 CAA)
Stats Perform FCS Poll.....n/a
AFCA FCS Coaches Poll.....n/a
Head CoachRyan Carty
Career Record.....26-10
Delaware Record.....26-10
LocationNewark, Del.
Founded.....1743
Enrollment.....24,039
ColorsBlue and Gold

VILLANOVA SCHEDULE

Date	Opponent	Location	Time/Result	Att.
8.29	(25/23) Youngstown State	Villanova, Pa.	W, 24-17	5,421
9.7	@ Colgate	Hamilton, N.Y.	W, 28-3	2,619
9.14	Towson (CAA)	Villanova, Pa.	W, 14-13	4,219
9.21	@ Maryland	College Park, Md.	L, 20-38	38,006
9.28	LIU	Villanova, Pa.	W, 24-10	6,111
10.5	(rv/rv) @ Stony Brook (CAA)	Stony Brook, N.Y.	W, 42-24	6,142
10.12	@ Maine (CAA)	Orono, Maine	L, 7-35	6,860
10.26	(rv/rv) New Hampshire (CAA)	Villanova, Pa.	W, 14-6	5,015
11.2	@ Hampton (CAA)	Hampton, Va.	W, 20-14	1,454
11.9	North Carolina A&T (CAA)	Villanova, Pa.	W, 31-3	4,009
11.16	@ Monmouth (CAA)	West Long Branch, N.J.	L, 33-40	2,856
11.23	Delaware (CAA)	Villanova, Pa.	1:00 PM	

TODAY'S GAME

■ Villanova takes on Delaware this Saturday in the final game of the regular season. Kickoff is scheduled for 1 p.m. at Villanova Stadium. The contest will be the 58th all-time meeting between the teams and will mark the Blue Hens final contest at the FCS level.

■ Villanova has played — and beaten — Delaware more times than any other opponent in its history. The Wildcats own a 34-22-1 edge in the all-time series and have won 16 of the last 18 matchups dating back to 2006.

■ There has been a Villanova-Delaware game on the schedule in all but one season that the Wildcats have played football dating back to 1964. The lone exception came in 1985 when Villanova reinstated football after a four-year absence and played a limited five-game slate in its first year as an FCS member.

■ Villanova and Delaware played each other for the rights to the “Battle of the Blue” trophy from 2007-23. During this stretch the Wildcats went 15-2, including a 35-7 road win last year.

■ When it comes to scoring differential, the Wildcats get better with each quarter of play this season. Villanova has a -17 scoring margin in the first quarter, but that marks improves to +6 in the second period, +20 in the third period and a dominant +45 in the fourth quarter.

■ Sixth year quarterback **Connor Watkins** moved into the top five in school history with 6,546 passing yards during last week's game at Monmouth. Watkins set career highs with 20 completions and 32 pass attempts in the game.

VILLANOVA FOOTBALL GAME NOTES

QUICK FACTS

Villanova University	
Location	Villanova, Pa.
Founded	1842
Enrollment	6,584
President	Rev. Peter M. Donohue, O.S.A.
Interim Athletic Director	Lynn Tighe
Colors	Blue and White
Nickname	Wildcats

Athletics History

Team National Championships	21
Individual National Champions	120
Team Conference Championships	129

Villanova Football

Affiliation	FCS
Conference	CAA Football
First Year	1894
All-Time Record	667-505-41 (.567)
Bowl Games	5
FCS Playoff Appearances	15
Last Playoff Appearance	2023
National Championships	1

Head Coach

Head Coach	Mark Ferrante
Years at Villanova	35
Years as Head Coach	Sixth Season
Career Record	55-32 (.632)

Stadium

Stadium	Villanova Stadium
Capacity	12,000
Surface	Astroplay (artificial grass)
Press Box Phone	610-519-5290
All-Time Record	269-112-5 (.703)

Award Winners

Walter Payton Awards	3
Jerry Rice Awards	1
First Team All-Americans	31
Major Confence Awards	21
All-Conference Honorees	342
Academic All-Americans	14
CAA Football Scholar-Athletes of the Year	4
Academic All-Conference Honorees	837

2024 Team Information

Offensive Formation	Multiple
Defensive Formation	Multiple
Letterwinners Returning	65
Letterwinners Lost	27
Offensive Starters Returning/Lost	6/5
Defensive Starters Returning/Lost	5/6
Specialists Returning/Lost	0/5
2023 Overall Record	10-3
2023 Conference Record	7-1

VILLANOVA NOTEBOOK

TODAY'S GAME

- Villanova (8-3, 5-2 CAA Football) hosts Delaware (9-1, 6-1 CAA Football) on Saturday afternoon in the final game of the regular season and the Blue Hens last game as an FCS team. Kickoff is scheduled for 1 p.m. at Villanova Stadium and can be seen locally on NBC Sports Philadelphia+ as well as on FloFootball. The radio call can be heard on the Villanova Sports Radio Network. **Ben Curtis**, **Steve Pinone** and **Tessa Peloso** have the TV call while **Ryan Fannon** and **Kevin Reilly** will be in the radio booth.

VILLANOVA UPDATE

- A late comeback attempt by Villanova fell short in the closing minutes of a 40-33 setback to Monmouth last week. The loss leaves the Wildcats in a three-way tie for third place in the CAA Football standings with Stony Brook and New Hampshire. Villanova has posted wins over both of those teams this season, defeating Stony Brook on the road and New Hampshire at home. There are six teams within two games of each other at the top of the conference standings entering the final week of the season, although one of those is Delaware who is ineligible for FCS postseason play.

ABOUT DELAWARE

- Delaware is playing its final season at the FCS level and as a member of CAA Football in 2024. Entering their season finale, the Blue Hens are 9-1 overall and 6-1 in conference play. Delaware's only loss on the year came at undefeated Richmond by a score of 28-9 on October 19. There are three common opponents between the Blue Hens and Villanova this year. Delaware has beaten North Carolina A&T (42-13), Monmouh (42-35) and Maine (44-21). The only one of those teams that the Wildcats have beaten is North Carolina A&T (31-3), while Villanova has suffered its two conference losses at Maine (35-7) and Monmouth (40-33).

SERIES STUFF

- Villanova has played — and beaten — Delaware more times than any other opponent it has ever faced, with the Blue Hens the only team that the Wildcats have played more than 50 times. Villanova leads the all-time series by a 34-22-1 margin, including an even split of 17 victories both at home and on the road (one of the home wins came at Subaru Park in Chester, Pa. in 2013).
- The series between Villanova and Delaware is a historic one. The teams first faced each other in 1895 when the Blue Hens posted a 10-6 victory. Villanova evened the fledgling series with a 14-0 win in 1896. After that, the squads would meet just two times in the next 67 years despite their relative proximity less than an hour from each other.
- Since 1964, there has been a Villanova-Delaware game in every season except for one in which the Wildcats have played a football season. The exception came in 1985, the year that Villanova reinstated football after a four-year absence and played a five-game slate in its first year as an FCS program.
- Beginning in 2007, the annual rivalry game was billed as the “Battle of the Blue” and the teams competed for the Battle of the Blue Trophy which was awarded on the field after the game. Villanova won 15 of the 17 games during the Battle of the Blue era, including going a perfect 8-0 at Delaware Stadium during that stretch. Overall, the Wildcats have won 16 of the last 18 games and nine straight road contests in the series since 2006.

VILLANOVA FOOTBALL GAME NOTES

VILLANOVA NOTEBOOK

FIVE AND TEN

- Villanova is the only current CAA Football member to have won at least a share of two league titles over the **last five seasons**. Over these last five years (2020-24) the Wildcats are tied with Richmond for the highest winning percentage and second most wins among the current CAA membership with a 36-16 (.692) mark, including a 25-10 record in league play for Villanova during this stretch.
- Expanding the snapshot to the **last 10 seasons** (2015-24), Villanova is still one of just three CAA Football members (Richmond and William & Mary are the others) to have won at least a share of two league championships. Over the last 10 seasons the Wildcats have the best winning percentage and the second-highest win total of any current league squad. Villanova has posted an overall record of 70-41 (.631) over the last 10 seasons, including a 46-29 mark in regular season CAA Football contests.

CURRENT CAA FOOTBALL MEMBERSHIP

Last 5 Years: Winning Pct. (2020-24)

Villanova (36-16, .692)
Richmond (36-16, .692)
Delaware (38-17, .691)
Rhode Island (31-16, .660)
William & Mary (31-18, .633)

Last 10 Years: Winning Pct. (2015-24)

Villanova (70-41, .631)
Richmond (71-43, .623)
North Carolina A&T (64-40, .615)
Delaware (65-47, .580)
Monmouth (61-46, .570)

FRIENDLY CONFINES

- Villanova has won 14 consecutive home games at Villanova Stadium in a streak that began midway through the 2022 season. The most recent win was a 31-3 decision over North Carolina A&T on November 9. During the home winning streak, the Wildcats have an average margin of victory of 15.9 points per game. A win over Delaware would match the longest home win streak since a 15-game stretch from 2008 to 2010.

GETTING HOT WHEN IT COUNTS

- During the **Mark Ferrante** head coaching era (since 2017), the Wildcats have played their some of their best football when the calendar flips to November and the home stretch of the regular season. Villanova is 15-8 in November games under Ferrante, including this year's 2-1 record with wins over Hampton and North Carolina A&T to start the month. Ferrante is 17-10 (.630) overall in the months of November and December in his career.

MAY THE FOURTH QUARTER BE WITH YOU

- One of the reasons Villanova has been successful this season has been its play late in games. The team's most successful quarter of the season in terms of scoring differential has been the fourth quarter when the Wildcats have a +45 (82-37) scoring margin against the opposition. In fact, Villanova gets better with each successive quarter of the game as its scoring differential goes from -17 in the first quarter to +6 in the second period and +20 in the third quarter.
- The Wildcats recently had a five-game stretch from October 5 through November 9 where they did not allow a touchdown in the fourth quarter and boasted a 35-3 scoring margin. The streak ended with Monmouth tallying a fourth quarter touchdown versus Villanova last week, although the Wildcats nevertheless outscored the Hawks by a 16-7 margin in the period in a late comeback attempt.

VILLANOVA UNIVERSITY

ABOUT THE SCHOOL

Since 1842, Villanova University's Augustinian Catholic intellectual tradition has been the cornerstone of an academic community in which students learn to think critically, act compassionately and succeed while serving others. There are more than 10,000 undergraduate, graduate and law students in the University's six colleges – the College of Liberal Arts and Sciences, the Villanova School of Business, the College of Engineering, the M. Louise Fitzpatrick College of Nursing, the College of Professional Studies and the Villanova University Charles Widger School of Law. Ranked among the nation's top universities, Villanova supports its students' intellectual growth and prepares them to become ethical leaders who create positive change everywhere life takes them.

VILLANOVA ATHLETICS

Villanova University has a long and storied athletics history defined by excellence both in competition and in the classroom. The Villanova Athletics Department is a community of student-athletes, coaches and staff whose primary focus is to achieve academic excellence, while striving to produce teams and individuals committed to athletic competition and outstanding performance. Villanova Athletics sponsors 24 varsity sports, which together include more than 500 student-athletes. In the classroom, these Villanova student-athletes have registered a grade-point average higher than a 3.0 for 42 consecutive semesters. Three Villanova student-athletes have been named Rhodes Scholars, with numerous others earning Academic All-America distinction. Villanova's athletics history includes 21 NCAA team national championships, as well as more than 100 conference championships. In addition, at least one Villanovan has participated in every Summer Olympics since 1948. Villanova is a member of the BIG EAST Conference, CAA Football, Coastal Athletic Association (Rowing) and Metro Atlantic Athletic Conference (Water Polo).

ACADEMICS

The GPA for more than 500 student-athletes during the Spring 2024 semester was 3.489, making it 13 straight semesters that student-athletes have had a GPA of 3.3 or higher. Success in the classroom has been across-the-board for Villanova Athletics, with every one of the 24 varsity sports programs posting a team GPA over a 3.0 in each of the last five semesters.

The most recent NCAA data to be released was the Academic Progress Rate (APR) update in June 2024 in which Villanova Athletics had 13 teams achieve a perfect 1000 score. Only seven Division I schools nationwide and four outside of the Ivy League had as many as 13 teams with a perfect 1000 score. Villanova's overall multi-year score rose one point to 997. The football team's score of 982 led all CAA schools.

VILLANOVA FOOTBALL GAME NOTES

TALE OF THE TAPE

VU	CATEGORY	DEL
23.4	Scoring Offense	35.6
18.5	Scoring Defense	19.3
202	First Downs	239
180	First Downs Allowed	177
165.5	Rushing Yards/Game	183.1
139.6	Rushing Defense/Game	101.8
157.4	Passing Yards/Game	257.6
175.5	Passing Defense/Game	213.6
322.8	Total Offense/Game	440.7
315.2	Total Defense/Game	315.4
22.3	Kick Return Average	17.7
7.3	Punt Return Average	12.6
6-26-0	Interception Returns	13-124-1
76-675	Penalties-Yards	48-475
30:44	Time of Possession	31:08
37%	3rd Down Offense	49%
34%	3rd Down Defense	41%
67%	4th Down Offense	65%
50%	4th Down Defense	57%
86% (32-37)	Red Zone Offense	88% (37-42)
69% (24-35)	Red Zone Defense	75% (21-28)
8-7	Fumbles-Lost	10-4
+4	Turnover Margin	+10
57% (8-14)	Field Goals	78% (7-9)
100% (31-31)	PATs	85% (35-41)
15-94	Team Sacks	28-164
31-170	Sacks Allowed	13-99

VILLANOVA LEADERS

PASSING

Connor Watkins 1,619 (137-261-2, 10 TD)

RUSHING

David Avit 140-764 (8 TD)

Isaiah Ragland 78-457 (4 TD)

Connor Watkins 91-316 (7 TD)

RECEIVING

Jaylan Sanchez 30-431 (3 TD)

Devin Smith 34-410 (5 TD)

TACKLES

Shane Hartzell 93 (44-49; 6.5 TFL)

Brendan Bell 91 (48-43; 13.5 TFL)

Ethan Potter 62 (32-30; 2.5 TFL)

DELAWARE LEADERS

PASSING

Zach Marker 1,011 (74-134-0, 10 TD)

Ryan O'Connor 882 (77-124-1, 8 TD)

Nick Minicucci 627 (61-92-2, 8 TD)

RUSHING

Marcus Yarns 113-744 (5 TD)

RECEIVING

Phil Lutz 41-816 (11 TD)

Jake Thaw 37-313 (5 TD)

TACKLES

Gavin Moul 63 (20-43; 4.5 TFL)

Ty Davis 40 (16-24; 5.0- TFL)

VILLANOVA NOTEBOOK

TURNOVER STORY

- Villanova has a +4 turnover margin this season and has played turnover-free football in seven of its 11 games in 2024 after having at least one turnover in all 13 games last year. Defensively, the Wildcats have recovered seven fumbles and recorded six interceptions. In a statistical oddity, neither Villanova nor the opposition has scored a single point off the other team's turnovers in any of the last four games.

SECOND HALF SUCCESS

- Villanova scored the first points of the game in 11 of its 13 games last season, but this year has been a different story. Through 11 games played in 2024, the Wildcats have given up the first points of the game seven times. Villanova has won four of those games and one of the three losses was to FBS and Big Ten foe Maryland. The ability to come back after falling behind early has been a key part of the Wildcats march to an 8-3 record on the year. Villanova owns a +65 scoring margin in the second half of games compared with a -11 scoring margin in the first half.

CLOSE AND LOW SCORING

- One of the keys to Villanova's success this season has been its ability to win close and low-scoring games. Prior to this year, the Wildcats had lost 20 of their last 22 games when they were held to 20 points or fewer. The trend has changed in 2024, as Villanova is 3-2 in those kinds of games and has tallied victories over Towson (14-13), New Hampshire (14-6) and Hampton (20-14). The last season in which the Wildcats had three conference wins in which it scored no more than 20 points was in 1989.
- Villanova has tallied four wins this season in games decided by eight points or fewer. In addition to the conference victories mentioned above, the Wildcats also posted a win by seven points against Youngstown State (24-17) in the season opener. It has been fairly common for Villanova to play well in close games in recent years. Since the beginning of the **Mark Ferrante** head coaching era in 2017, the Wildcats are 17-13 in games decided by single digits. The last time Villanova had as many as four such wins in a season was in 2021 when five of its 10 victories were in single-digit games.

DOMINANT DEFENSE

- Villanova has the best defense in CAA Football this season and has been one of the top defensive teams in the country. Entering the regular season finale against Delaware, the Wildcats lead the league in three defensive categories and are among the top 25 teams nationally in a total of five categories (see graphic below).
- Villanova has held seven of its 11 opponents this season to fewer than 20 points, with three of those teams not even scoring a touchdown against the Wildats defense. The three games in which Villanova allowed no touchdowns were in wins over Colgate (28-3), New Hampshire (14-6) and North Carolina A&T (31-3).

WHERE THE VILLANOVA DEFENSE RANKS THIS SEASON

Category	Statistic	CAA Rank	FCS Rank
Scoring Defense	18.5	1st	9th
Red Zone Defense	68.6%	1st	9th
Total Defense	315.2	1st	19th
Passing Yards Allowed	175.5	2nd	17th
First Downs Allowed	180	2nd	25th

VILLANOVA FOOTBALL GAME NOTES

VILLANOVA NOTEBOOK

BIG PLAY POTENTIAL

- Big plays have been something of a calling card for the Villanova offense in the past few seasons. This was on display in the Stony Brook game on October 5 when the Wildcats had nine plays from scrimmage for 20+ yards. Four of those plays resulted in a score. Freshman running back **David Avit** had long touchdown runs of 72 yards and 59 yards, sophomore **Ja'briel Mace** scored his first career touchdown on a 21-yard run and wide receiver **Lucas Kopecky** hauled in a 26-yard catch for a touchdown. Villanova has 60 plays of 20+ yards this season, of which 41 (23 pass plays, 18 running plays) have come from the line of scrimmage. There are 12 different players on the Wildcats roster who have recorded a rush or a reception of 20 yards or longer (*see page 25*).

TRAILING AT HALFTIME

- The win over Stony Brook on October 5 marked the first time since November 20, 2021 against Delaware that the Wildcats won a game in which they trailed at halftime. Despite having lost nine games in a row and 23 of their past 29 games when facing a halftime deficit, the Wildcats made up a 17-14 deficit against Stony Brook (and a 24-14 margin midway through the third quarter) by scoring 28 unanswered points in a 42-24 triumph.

MILESTONE MAN

- Sixth year quarterback **Connor Watkins** moved into the top five in school history in career passing yards during the game at Monmouth last week. Watkins recorded single game career highs of 20 completions and 32 attempts against the Hawks to increase his career totals to 431-781 for 6,546 yards and 47 touchdowns. Watkins passed both *Daniel Smith* (2019-21) who had 6,518 yards and *Zach Bednarczyk* (2015-18) who had 6,525 yards. That is on the heels of tallying his 400th career completion in the win over North Carolina A&T on November 9. Watkins has been the Wildcats starter under center since the beginning of the 2022 season and he owns a 24-11 (.686) record as the starting quarterback.

CONNOR WATKINS RANKINGS IN THE VILLANOVA RECORD BOOK

Category	Statistic	Ranking	Next Up
Yards Per Attempt	8.38	1st	—
Yards Per Completion	15.19	1st	—
Passing Yards	6,546	5th	4th 7,290 John Robertson (2011-15)
Passing Efficiency	139.3	7th	6th 140.2 Zach Bednarczyk (2015-18)
Career TDs (Pass-Rush)	73	7th	6th 80 Chris Whitney (2007-10)
Total Offense	7,697	7th	6th 7,750 Zach Bednarczyk (2015-18)
Passing Touchdowns	47	8th	7th 49 Zach Bednarczyk (2015-18)
Passing Attempts	781	9th	8th 827 Tom Colombo (1989-92)
Passing Completions	431	10th	9th 448 Marvin Burroughs (2003-06)

LOOKING DOWNFIELD

- Sixth year quarterback **Connor Watkins** has thrown seven career touchdown passes of 75 yards or longer. Watkins has made 35 career starts under center and has tallied 36 completions for 40 yards or longer. He has...
 - ◆ Seven career TD passes for 70+ yards (*no previous Villanova QB had more than four*)
 - ◆ 14 career completions for 40-49 yards
 - ◆ 6 career completions for 50-59 yards
 - ◆ 8 career completions for 60-69 yards
 - ◆ 6 career completions for 70-79 yards
 - ◆ 2 career completions for 80-89 yards

CAA FOOTBALL

Standings (Top 25)	CAA	Overall
Richmond (10/7)	7-0	9-2
Delaware	6-1	9-1
Rhode Island (13/15)	6-1	9-2
Villanova (15/14)	5-2	8-3
Stony Brook (18/20)	5-2	8-3
New Hampshire (24/rv)	5-2	7-4
William & Mary (rv/rv)	4-3	7-4
Towson	4-3	6-5
Elon	4-3	5-6
Monmouth	3-4	5-6
Maine	3-4	5-6
Hampton	2-5	5-6
UAlbany	1-6	3-8
Campbell	1-6	3-8
Bryant	0-7	2-9
North Carolina A&T	0-7	1-10
TOTAL		86-77

WEEK 13 SCHEDULE

Saturday, November 23

Delaware at Villanova (*)	1:00 PM
William & Mary at Richmond (*)	12:00 PM
Hampton at UAlbany (*)	1:00 PM
Monmouth at Stony Brook (*)	1:00 PM
New Hampshire at Maine (*)	1:00 PM
Elon at North Carolina A&T (*)	1:00 PM
Rhode Island at Bryant (*)	1:00 PM
Towson at Campbell (*)	2:00 PM

WEEK 12 RESULTS

Saturday, November 16

Monmouth 40, Villanova 33 (*)
Towson 31, North Carolina A&T 13 (*)
Richmond 24, Hampton 21 (*)
Delaware 41, Campbell 22 (*)
William & Mary 22, Bryant 12 (*)
Rhode Island 20, UAlbany 17 (*)
New Hampshire 31, Stony Brook 30 (*)
Elon 31, Maine 25 (*)

PLAYERS OF THE WEEK

November 18

Co-Offensive Players of the Week

Nick Minicucci, So., QB, Delaware
Derek Robertson, Sr., QB, Monmouth

Defensive Player of the Week

Dontae, Lunan, Sr., LB, UAlbany

Special Teams Player of the Week

Carson Jenkins, So., PR, William & Mary

Rookie of the Week

Denzell Gibson, Fr., RB, New Hampshire

VILLANOVA FOOTBALL GAME NOTES

NATIONAL RANKINGS

STATS PERFORM FCS TOP 25		NOV. 18	
Rk	Team (1st)	Rec.	Pts.
1	North Dakota State (41)	10-1	1,385
2	Montana State (15)	11-0	1,356
3	South Dakota State	9-2	1,290
4	South Dakota	8-2	1,189
5	UC Davis	9-2	1,165
6	UIW	9-2	1,086
7	Idaho	8-3	1,022
8	Mercer	9-2	1,002
9	Montana	8-3	903
10	Richmond	9-2	880
11	Abilene Christian	8-3	846
12	Southeast Missouri State	9-2	799
13	Rhode Island	9-2	754
14	Illinois State	8-3	624
15	Villanova	8-3	620
16	Tarleton State	8-3	585
17	Harvard	8-1	431
18	Stony Brook	8-3	343
19	Duquesne	8-2	285
20	Jackson State	9-2	271
21	Northern Arizona	7-4	266
22	UT Martin	7-4	192
23	South Carolina State	8-2	182
24	New Hampshire	7-4	173
25	Eastern Kentucky	7-4	167

Receiving Votes: Tennessee State 97, **William & Mary** 69, North Carolina Central 56, Southern Utah 38, Southeastern Louisiana 28, Chattanooga 24, Western Carolina 21, Central Arkansas 19, East Tennessee State 10, Tennessee Tech 8, Lehigh 6, Drake 5

AFCA FCS COACHES POLL NOV. 18

Rk	Team (1st)	Rec.	Pts.
1	North Dakota State (23)	10-1	647
2	Montana State (3)	11-0	623
3	South Dakota State	9-2	601
4	South Dakota	8-2	544
5	UC Davis	9-2	529
6	UIW	9-2	515
7	Richmond	9-2	490
8	Idaho	8-3	435
9	Mercer	9-2	428
10	Montana	8-3	392
11	Southeast Missouri State	9-2	386
12	Abilene Christian	8-3	356
13	Illinois State	8-3	317
14	Villanova	8-3	290
15	Rhode Island	9-2	288
16	Tarleton State	8-3	244
17	Jackson State	9-2	237
18	Missouri State	8-3	221
19	Duquesne	8-2	178
20	Stony Brook	8-3	139
21t	Harvard	8-1	130
21t	South Carolina State	8-2	130
23	Butler	9-2	65
24	UT Martin	7-4	63
25	Tennessee State	8-3	52

Receiving Votes: Northern Arizona 41, North Carolina Central 32, **William & Mary** 29, Drake 10, Southeastern Louisiana 8, Eastern Kentucky 7, **New Hampshire** 7, Chattanooga 5, Southern Utah 4, Dartmouth 3, North Dakota 3, Central Arkansas 1

VILLANOVA NOTEBOOK

ALL ABOUT AVIT

- True freshman running back **David Avit** has emerged as the leading running back for Villanova in his rookie season and has rushed for team highs of 764 yards and eight touchdowns on 140 carries.
- Avit has scored touchdowns in each of his last three games, most recently last week against Monmouth where he carried 14 times for 65 yards and a score in addition to having a season-high three receptions for 43 yards, including a 37-yard catch.
- Earlier this season, Avit set a Wildcats freshman record when he ran for 183 yards and four touchdowns in a 42-24 win over Stony Brook, including touchdown runs of 70 yards and 59 yards in that contest.
- Avit ranks second in school history for a single season in rushing yards by a freshman, trailing only *John Robertson (2011-15)* who rushed for 1,021 yards as a redshirt freshman in 2012.

STAYING ON TARGET

- Fifth year collegian **Devin Smith** has caught 10 passes on 11 targets in the past two weeks, including three receptions for 36 yards and a touchdown against Monmouth last Saturday. Smith also caught a career-high seven passes for 68 yards in the win over North Carolina A&T on November 9. This is the first season on the Main Line for Smith, who played at North Carolina Central as an undergraduate. He has been the Wildcats top wide receiver on the year and leads the team with 34 catches and five receiving touchdowns while ranking second on the team with 410 receiving yards.

CENTURY MARK RECEIVER

- Junior wide receiver **Jaylan Sanchez** recorded his fourth career game and first this season with over 100 receiving yards in the November 2 game at Hampton when he recorded five catches for 103 yards. Nearly all of his production came on one play, as Sanchez hauled in a 72-yard pass in the third quarter which set up the decisive touchdown two plays later. Sanchez now leads the team in receiving this season with 431 yards. He has recorded 30 receptions and scored three touchdowns.

CAA FOOTBALL ALL-TIME LEAGUE RECORDS

Team	Record	Pct.	Titles (Shared-Outright)	Last Title
Delaware	187-121	.607	10 (8-2)	2020
Villanova	177-116	.604	8 (7-1)	2023
New Hampshire	264-212-10	.553	14 (5-9)	2022
William & Mary	135-116	.538	5 (4-1)	2022
Richmond	157-151	.510	9 (8-1)	2023
Elon	39-43	.476	0 (0-0)	—
Maine	224-259-7	.464	13 (8-5)	2018
Stony Brook	39-52	.429	0 (0-0)	—
Towson	66-92	.418	2 (1-1)	2012
Monmouth	9-14	.391	0 (0-0)	—
Rhode Island	162-325-7	.335	7 (5-2)	1985
Campbell	5-10	.333	0 (0-0)	—
UAlbany	30-61	.330	1 (1-0)	2023
Hampton	6-17	.261	0 (0-0)	—
Bryant	0-7	.000	0 (0-0)	—
North Carolina A&T	0-15	.000	0 (0-0)	—

Former members of the conference are not listed here.

VILLANOVA FOOTBALL GAME NOTES

VILLANOVA NOTEBOOK

CATCHING UP WITH KOPECKY

- One of the best stories on the Villanova roster this season has been the play of fifth year collegian **Lucas Kopecky**, who is in his first year of college football after playing four years for the Wildcats men's lacrosse team. Kopecky starred in both sports as a scholastic player at Montgomery (N.J.) High School, and in football he was a two-time all-conference and honorable mention all-state selection who set career and single-season school records for receiving yards.
- Kopecky walked onto the football team this year and made his college football debut in the game against Big Ten and FCS foe Maryland on September 21. Beginning with that game, Kopecky has played in eight straight contests and has recorded at least one catch in all eight games. He scored his first collegiate touchdown on a 26-yard grab in the Stony Brook game on October 5, then followed that performance with four catches for 43 yards at Maine on October 19. He made his first career start and scored another touchdown in the New Hampshire win on October 26. Kopecky has ascended into a starting position on the Villanova depth chart and he is up to third on the team in receiving for the year with 15 receptions for 191 yards and two touchdowns.
- During his undergraduate men's lacrosse career, Kopecky played in 40 games and tallied four goals, 36 ground balls, nine caused turnovers and 58 faceoff wins. He was listed as a midfielder but was a versatile player who the Wildcats used at nearly every spot on the field in his four seasons. Villanova was 35-23 during Kopecky's career and twice reached the BIG EAST Championship final.

DOUBLE DIGIT TACKLERS

- There have been two occasions this season in which all three of the Villanova starting linebackers had double digit tackles in the same game. The starting group consists of fifth year **Brendan Bell**, senior **Shane Hartzell** and fifth year **Richie Kimmel**. Their most recent game with 10+ stops was in the Stony Brook win on October 5 when Bell had a career-high 15 tackles to go along with 11 stops from Hartzell and 10 tackles by Kimmel. All three players had made 10+ tackles in the season opener against Youngstown State.

TRIPLE DIGIT TACKLERS?

- Hartzell leads the team with 93 tackles this season and Bell has 91 total stops. The last pair of Villanova teammates with 100+ tackles in a single season were *Brian Hulea* (135) and *Allyn Bacchus* (118) in 2005.

VILLANOVA VERSUS FCS RANKED OPPONENTS

Villanova...	All-Time (since 1985)	Mark Ferrante Era	2024 Season
vs. Top 25	72-81 (.471)	14-11	1-0
vs. No. 1 Team	3-7 (.300)	0-2	0-0
vs. 1-5	18-14 (.563)	2-3	0-0
vs. 1-10	28-35 (.444)	3-7	0-0
vs. 11-15	14-16 (.467)	2-1	0-0
vs. 16-20	15-15 (.500)	5-1	0-0
vs. 21-25	15-15 (.500)	4-2	1-0
VU Ranked	58-51 (.532)	11-9	1-0
VU Unranked	14-30 (.318)	3-2	0-0
Home	46-30 (.605)	8-4	1-0
Away	26-51 (.338)	6-7	0-0
Conference	53-71 (.427)	9-9	0-0
Non-Conference	19-10 (.655)	5-2	1-0

CAREER ACCOLADES

TEMI AJIROTUTU

- CAA Third Team Offense 2023

DAVID AVIT

- Jerry Rice Award Watch List
- CAA Rookie of the Week 2024 — 9.30
- DC Touchdown Club Player of the Week 2024 — 9.30
- Stats Perform Freshman of the Week 2024 — 10.7
- CAA Rookie of the Week 2024 — 10.7

BRENDAN BELL

- CAA Second Team Defense 2023
- CAA Defensive Player of the Week 2023 — 9.25
- CAA Defensive Player of the Week 2023 — 11.6
- Stats Perform Honorable Mention 2024 — 10.7
- CAA Defensive Player of the Week 2024 — 10.7

SHANE HARTZELL

- CAA Honorable Mention 2023
- CAA Rookie of the Week 2022 — 11.21
- Stats Perform Defensive Player of the Week 2024 — 10.27
- CAA Defensive Player of the Week 2024 — 10.27

RICHIE KIMMEL

- CAA Defensive Player of the Week 2024 — 9.2

ISAIAH RAGLAND

- CAA Rookie of the Week 2023 — 10.16
- CAA Rookie of the Week 2024 — 9.2
- CAA Rookie of the Week 2024 — 9.16

TY TRINH

- CAA Second Team Defense 2023

CONNOR WATKINS

- CAA Third Team Offense 2023
- CAA Offensive Player of the Week 2023 — 10.30

ISAS WAXTER

- CAA Football Second Team Defense 2023

HEAD COACH MARK FERRANTE

- Eddie Robinson Award Finalist 2023
- AFCA FCS Region 1 Coach of the Year 2021
- CAA Football Coach of the Year 2021
- AFCA FCS Assistant Coach of the Year 2015

VILLANOVA FOOTBALL GAME NOTES

FCS PLAYOFF HISTORY

Overall Record: 14-14
Mark Ferrante: 2-3

1989 0-1

R1: at Georgia Southern L, 36-52

1991 0-1

R1: at Youngstown State L, 16-17

1992 0-1

R1: at Youngstown State L, 20-23

1996 0-1

R1: at East Tennessee State L, 29-35

1997 1-1

R1: vs. Colgate W, 49-28

QF: vs. Youngstown State L, 34-37

2002 2-1

R1: vs. Furman W, 45-38

QF: vs. Fordham W, 24-10

SF: at McNeese L, 28-39

2008 1-1

R1: vs. Colgate W, 55-28

QF: at James Madison L, 27-31

2009 4-0

R1: vs. Holy Cross W, 38-28

QF: vs. New Hampshire W, 46-7

SF: vs. William & Mary W, 14-13

NC: vs. Montana (*Chattanooga, Tenn.*) W, 23-21

2010 2-1

R2: at Stephen F. Austin W, 54-24

QF: at Appalachian State W, 42-24

SF: at Eastern Washington L, 31-41

2012 0-1

R1: at Stony Brook L, 10-20

2014 1-1

R2: vs. Liberty W, 29-22

QF: vs. Sam Houston State L, 31-34

2016 1-1

R1: vs. Saint Francis W, 31-21

QF: at South Dakota State L, 7-10

2019 0-1

R1: at Southeastern Louisiana L, 44-45

2021 1-1

R2: vs. Holy Cross W, 21-16

QF: vs. South Dakota State L, 21-35

2023 1-1

R2: vs. Youngstown State W, 45-28

QF: @ South Dakota State L, 12-23

VILLANOVA NOTEBOOK

BELL TOLLS ON BOTH SIDES OF THE BALL

- The difference in the 20-14 win over Hampton came down to the points scored on a touchdown by fifth year linebacker **Brendan Bell** with 4:59 left in the third period. It wasn't a defensive touchdown for Bell though, as the stalwart on the Villanova defense played the first offensive snaps of his collegiate career and scored on a four-yard rushing touchdown. It added up to an impressive final stat line for Bell, who combined his first collegiate touchdown of any kind with seven tackles and a solo sack. Bell took a few more snaps on offense in the game against North Carolina A&T and recorded his first career reception.

FORCING FUMBLES

- Fifth year starting cornerback **Isas Waxter** had never been credited with a forced fumble in his career prior to the Stony Brook game on October 5. He forced a fumble in that game and then recorded two more forced fumbles in the Maine contest. Waxter is the only player in CAA Football and one of 13 FCS players nationally with three or more forced fumbles on the year.

HERE'S THE KICKER

- Fifth year kicker **Ethan Gettman**, in his first season at Villanova after playing at Bryant as an undergraduate, is a perfect 31-of-31 on PAT tries this season. He is also 8-of-14 on field goal attempts with two makes from 40+ yards and is ranked fourth in the CAA with an average of 42.5 yards per punt.
- **Field Goals:** Gettman has nine career field goals for 40 yards or longer, including two this season. His most recent long kick was a 40-yard attempt against Hampton.
- **Punting:** Gettman had three punts downed inside the 20-yard line in consecutive games against Hampton and North Carolina A&T. In the Hampton game, he punted a career-high seven times while averaging 44.9 yards per punt. In the N.C. A&T game, Gettman punted five times for an average of 43.8 yards per attempt with a long punt of 57 yards. Only 10 of his 47 punts on the year have been returned and Villanova leads the CAA in punt return defense (5.3 average) as well as ranking 25th nationally in net punting (39.38 yards).

OVERTIME HISTORY (since 1985)

Year	Opponent	Result	Score
1988	at Boston University	Win	31-24
1989	Connecticut	Win 6OT	41-35
1994	Delaware	Loss	31-38
1995	James Madison	Loss	27-28
1998	Delaware	Win	34-31
1999	at Connecticut	Win 3OT	48-45
1999	Delaware	Win	51-45
2000	William & Mary	Loss	41-48
2001	James Madison	Win	45-44
2003	at Temple	Win 2OT	23-20
2007	Maine	Win	24-17
2007	at Massachusetts	Loss 4OT	24-32
2008	at Penn	Win	20-14
2010	at Delaware	Win	28-21
2014	at Syracuse	Loss 2OT	26-27
2017	at Albany	Loss	10-19
2019	at Towson	Win	52-45
2020	Rhode Island	Loss	37-40

VILLANOVA FOOTBALL GAME NOTES

VILLANOVA NOTEBOOK

NON-CONFERENCE DOMINANCE

- Villanova closed out its regular season non-conference schedule with a perfect 3-0 record against FCS foes from outside of CAA Football. The wins include a 24-17 triumph over Youngstown State in the season opener as well as a 28-3 road win at Colgate and last week's 24-10 home win versus LIU. Villanova has now won 19 straight regular season non-conference matchups against FCS competition. The streak dates back to the start of the 2016 season and the Wildcats have an average margin of victory of 26.1 points.

FIRST TIME STARTERS

- Villanova had four starters on both sides of the ball who were making their first career starts in this year's season opener against Youngstown State.

PLAYERS WHO MADE FIRST CAREER START IN SEASON OPENER

RB	Isaiah Ragland	5th career game
WR	Kenyon Miles	10th career game
LG	Tommy Broderick	5th career game
RG	Chris McCullers	5th career game
DT	Obinna Nwobodo	17th career game
DE	Capri Martin	12th career game
LB	Richie Kimmel	27th career game
CB	Zahmir Dawud	4th career game

MAKING THEIR DEBUT

- In addition to the first time starters against Youngstown State, the Wildcats also had six players appear in their first collegiate game during the 24-17 victory.

PLAYERS WHO MADE COLLEGIATE DEBUT IN SEASON OPENER

#16	Jack Ryder	Holder
#24	David Avit	Running Back
#38	Newton Essiem	Cornerback
#56	Christian Caballero	Linebacker
#80	Chris Colby	Wide Receiver
#85	Nolan Clayton	Tight End

EXPERIENCE WINS

- Villanova is an experienced group in 2024, with the 93 members of the roster having combined to play in **1,573** career games with **611** starts entering play against Delaware this week.

CAA FAVORITES

- Villanova is the defending CAA Football co-champion and earned last season's automatic bid to the FCS playoffs. In a preseason poll of league head coaches, the Wildcats are considered the favorite to finish atop the league standings once again in 2024. Villanova received nine first-place votes and a total of 217 points in the preseason poll to finish ahead of Richmond (one first-place vote, 189 points) and UAlbany (three first-place votes, 179 points).

CAA PRESEASON HONORS

- Starting quarterback **Connor Watkins** was named the CAA Football Preseason Offensive Player of the Year and was one of a league-high six Wildcats who were selected to the CAA Football Preseason All-Conference Team. The other preseason league honorees are offensive lineman **Temi Ajirotutu**, linebackers **Brendan Bell** and **Shane Hartzell**, cornerback **Isas Waxter** and safety **Ty Trinh**. Wide receiver Jaylan Sanchez was an honorable mention preseason pick.

PRESEASON NATIONAL HONORS

- Villanova quarterback **Connor Watkins** and cornerback **Isas Waxter** were named to the preseason watch lists for the Walter Payton Award and the Buck Buchanan Award which are presented to the top FCS offensive and defensive player each year. Waxter was also named to the Senior Bowl Watch List, while he and linebacker **Shane Hartzell** earned preseason All-America honors from both Stats Perform and Phil Steele.

VILLANOVA FOOTBALL HISTORY

- Villanova is playing its 127th season of varsity football this year and its 40th season as an FCS program since reinstating football in 1985 after a four-year absence. During the program's history the Wildcats have an overall record of 667-505-41 (.567). Prior to the FCS era, Villanova played in college football bowl games in 1937, 1947, 1949, 1961 and 1962 and went 2-2-1 in those games. The wins came against Nevada (27-7) in the 1949 Harbor Bowl in San Diego and against Wichita State (17-9) in the 1961 Sun Bowl in El Paso.

Since becoming an FCS program, the Wildcats have made 15 appearances in the FCS playoffs and have advanced to at least the semifinals three times (2002, 2009 and 2010). Former head coach **Andy Talley** guided Villanova to its first national title with a 23-21 victory over Montana in 2009. The Wildcats have also won at least a share of eight league championships in the Yankee Conference (1988-1996), the Atlantic 10 Conference (1997-2006) and CAA Football (2007-present).

VILLANOVA FOOTBALL GAME NOTES

VILLANOVA'S RECORD...

	2024	Ferrante
Overall	8-3	55-32
CAA Football	5-2	35-24
Non-Conference	3-1	20-8
Home	5-0	29-12
Road	3-3	26-20
Neutral	0-0	0-0
Current Streak	L1	L1
Home Streak	W5	W14
Road Streak	L1	L1

Day Games	5-3	41-28
Night Games	3-0	14-4
March	0-0	1-1
April	0-0	1-1
August	1-0	2-0
September	3-1	21-10
October	2-1	13-10
November	2-1	15-8
December	0-0	2-2
Ranked Teams	1-0	14-12
Unranked Teams	7-3	41-20
Overtime	0-0	1-2

After 1st Quarter

Leading	4-1	43-8
Trailing	3-2	6-16
Tied	1-0	6-8

Halftime

Leading	6-0	48-5
Trailing	1-3	6-25
Tied	1-0	1-2

After 3rd Quarter

Leading	8-0	49-4
Trailing	0-3	5-25
Tied	0-0	1-3

Scoring

Scoring First	4-0	45-10
Opp. Scores First	4-3	10-22
Scoring 0-9	0-1	0-7
Scoring 10-19	2-0	5-13
Scoring 20-29	4-1	12-6
Scoring 30-39	1-1	20-4
Scoring 40+	1-0	18-2
Allowing 0-9	3-0	17-0
Allowing 10-19	4-0	22-4
Allowing 20-29	1-0	12-9
Allowing 30-39	0-2	3-11
Allowing 40+	0-1	1-8

Game Decided By

0-9 Points	4-1	17-13
10-19 Points	2-1	9-8
20+ Points	2-1	29-11

Statistics

Outgain opp.	7-0	48-6
Outgained by opp.	1-3	7-26
VU 100-yard rusher	4-0	26-4
VU 100-yard receiver	2-0	23-10
VU 300-yard passer	0-0	5-4
Opp. 100-yard rusher	2-0	5-14
Opp. 100-yard receiver	0-2	10-13
Opp. 300-yard passer	0-2	6-9

Turnovers

No turnovers	5-2	19-5
1-2 turnovers	3-0	31-19
3+ turnovers	0-1	5-8
No takeaways	2-1	6-10
1-2 takeaways	5-2	33-20
3+ takeaways	1-0	16-2
Win turnover margin	5-1	32-6
Lose turnover margin	1-1	8-16
Turnovers tied	1-1	14-7

STATISTICAL RANKINGS

Team Stats	CAA	FCS	Stat
------------	-----	-----	------

Offense

4th Down Pct.	1	11	66.7%
Red Zone Offense	4	27	86.5%
Rushing Offense	6	41	165.5
First Downs	10	61	202
Scoring Offense	11	71	23.4
3rd Down Pct.	11	73	37.2%
Total Offense	13	88	322.8
Sacks Allowed/Game	13	103	2.82
Passing Efficiency	15	96	116.15
Passing Offense	16	106	157.4

Defense

Scoring Defense	1	9	17.9
Red Zone Defense	1	9	68.6%
Total Defense	1	19	315.2
Passing Defense	2	17	175.5
First Downs Allowed	2	25	180
Def. Passing Efficiency	4	47	126.59
Rushing Defense	4	42	139.6
Opp. 3rd Down Pct.	5	26	34.3%
Opp. 4th Down Pct.	5	50	50.0%
Team Sacks/Game	15	104	1.36

Special Teams

PAT Percentage	T1	n/a	100.0%
Punt Return Defense	1	19	5.30
Kickoff Returns	3	29	22.31
Net Punting	5	25	39.38
Kickoff Ret. Def.	10	63	20.05
Punt Returns	11	70	7.27
Field Goal Pct.	15	n/a	57.1%

Miscellaneous

Turnover Margin	4	37	+4
Time of Possession	10	44	30:44
Penalty Yards/Game	11	87	61.36
Penalties/Game	12	86	6.91

Player Stats*	CAA	FCS	Stat
---------------	-----	-----	------

Brendan Bell

Tackles For Loss/Gm	3	20	1.2
Tackles/Game	5	37	8.3

Timmy Furgeson

Fumble Recoveries	1	8	2
-------------------------	---	---	---

Ethan Gettman

Punting Average	4	30	42.5
-----------------------	---	----	------

Shane Hartzell

Tackles/Game	4	31	8.5
--------------------	---	----	-----

Isas Waxter

Forced Fumbles/Game	1	6	0.30
---------------------------	---	---	------

n/a Team stat not kept in FCS national stats

** Players who rank in the top five in the CAA*

WILDCATS IN THE NFL

CURRENT NFL ROSTERS

Christian Benford, Bills

Qadir Ismail, Ravens (practice squad)

Jalen Jackson, Jaguars (practice squad)

Tanoh Kpassagnon, Saints

ALL-TIME NFL DRAFT PICKS

Year.....Name.....RdTeam

1936.....	Eddie Michaels	2	Bears
1938.....	John Mellus	7	Giants
1940.....	Andy Chisick	7	Cardinals
1943.....	George Smith	21	Cardinals
1943.....	Steve Pritko	28	Rams
1944.....	Val Jansante	10	Steelers
1944.....	Al Postus	20	Eagles
1947.....	Bob David	25	Rams
1949.....	Lou Ferry	3	Packers
1949.....	Ed Berrang	5	Redskins
1950.....	Ralph Pasquariello	1	Rams
1950.....	John Sandusky	2	Browns
1950.....	Steve Romanik	3	Bears
1950.....	Dan Brown	11	Redskins
1951.....	Pete D'Alonzo	4	Lions
1953.....	Gene Filipski	7	Browns
1956.....	Don McComb	21	Giants
1957.....	Joe Ryan	25	Bears
1962.....	Frank Budd	7	Eagles
1962.....	Sam Gruneisen		Chargers
1963.....	Larry Glueck	3	Bears
1963.....	Billy Joe		Broncos
1965.....	Mike Strofolino	4	Rams
1965.....	Al Atkinson		Bills
1969.....	Rich Moore	1	Packers
1969.....	John Sodaski	9	Steelers
1970.....	Billy Walik	11	Eagles
1972.....	Mike Siani	1	Raiders
1972.....	John Babinecz	2	Cowboys
1972.....	Ernie Messmer	13	Steelers
1973.....	Kevin Reilly	7	Dolphins
1974.....	Joe Miller	11	Redskins
1974.....	John Givens	14	Falcons
1975.....	John Zimba	5	Browns
1976.....	Gary Shugrue	11	Lions
1976.....	Steve Ebbecke	13	Eagles
1977.....	John Mastronardo	10	Eagles
1981.....	Howie Long	2	Raiders
1981.....	David Martin	9	Lions
2002.....	Brian Westbrook	3	Eagles
2008.....	Matt Sherry	6	Bengals
2011.....	Ben Ijalana	2	Colts
2017.....	Tanoh Kpassagnon	2	Chiefs
2017.....	Brad Seaton	2	Titans
2022.....	Christian Benford	6	Bills

VILLANOVA FOOTBALL GAME NOTES

COMPLETE STUDENT-ATHLETES

ACADEMIC HIGHLIGHTS

NCAA ACADEMIC DATA

■ Each year the NCAA recognizes programs that have a multi-year Academic Progress Rate (APR) score that ranks within the top 10 percent of their sport nationwide. Villanova has earned this award nine times in the 18-year history of the APR program.

■ In the most recent APR data released in June 2024 the football program's multi-year APR score of 982 was 25 points above the national average for FCS programs.

■ New data on the NCAA Graduation Success Rate (GSR) was released in November 2024 and Villanova recorded its fourth straight year with a score of 95 percent or higher.

ACADEMIC ALL-AMERICANS

■ One of the highest honors that a student-athlete can achieve is to be named an Academic All-American, an award which encompasses both academic achievement as well as contributions on the field. Villanova has had 12 football student-athletes earn a total of 14 Academic All-America honors over the years.

CAA TEAM ACADEMIC EXCELLENCE

■ Villanova has been the winner of the CAA Football Team Academic Excellence Award four times in the last eight years. The award is presented at the end of each academic year to the conference school with the highest team GPA.

CAA SCHOLAR-ATHLETE OF THE YEAR

■ Villanova has had five student-athletes be named the CAA Football Scholar-Athlete of the Year. Nominees for the award must have attained senior standing academically and have a cumulative GPA of 3.0 or higher.

CAA ACADEMIC HONOR ROLL

■ Student-athletes with a semester GPA of 3.0 or higher are named to the CAA Commissioner's Academic Honor Roll. Villanova had 62 honorees for the Fall 2022 semester and 63 student-athletes achieve this distinction for the Spring 2023 term.

ACADEMIC ALL-AREA TEAMS

■ In conjunction with the *Philadelphia Inquirer*, the sports information directors at the colleges and universities in the Philadelphia area (PhillySIDA) name an Academic All-Area team and a football Performer of the Year each season. In the 17 years of the Academic All-Area program, which started with the 2005-06 academic year, the football team has had a total of 60 selections to the Academic All-Area Team. In addition, the Wildcats have had five Performers of the Year.

NCAA PUBLIC RECOGNITION AWARD

■ 2004-05
■ 2005-06
■ 2006-07
■ 2007-08
■ 2008-09
■ 2014-15
■ 2015-16
■ 2016-17
■ 2017-18

ACADEMIC ALL-AMERICANS

■ David Graziano	1975, 1976
■ Ron Sency	1987
■ Rich Spugnardi	1987
■ Bob Brady	1988
■ Peter Lombardi	1988
■ Scott Rushton	1988
■ Kevin Martchek	1990
■ Tim Matas	1992
■ Gregg Ziegler	1994
■ Deon Jackson	1996
■ Raymond Ventrone	2003
■ Don Cherry	2014, 2015

CAA ACADEMIC EXCELLENCE AWARD

■ Villanova	2016-17
■ Villanova	2017-18
■ Villanova	2022-23
■ Villanova	2023-24

CAA SCHOLAR-ATHLETE OF THE YEAR

■ Matt Sherry	2007-08
■ Osayi Osunde	2009-10
■ Don Cherry	2014-15
■ Jake Prus	2015-16
■ Colin Gamroth	2021-22

ACADEMIC HONOR ROLL SELECTIONS*

■ 1988-89	5
■ 1989-90	9
■ 1990-91	6
■ 1992-93	4
■ 1993-94	8
■ 1994-95	14
■ 1995-96	7
■ 1996-97	6
■ 1997-98	1
■ 1998-99	7
■ 1999-00	4
■ 2000-01	5
■ 2001-02	5
■ 2002-03	13
■ 2003-04	10
■ 2004-05	9
■ 2005-06	10
■ 2006-07	9
■ 2007-08	11
■ 2008-09	7
■ 2009-10	7
■ 2010-11	8
■ 2011-12	12
■ 2012-13	11
■ 2013-14	16
■ 2014-15	20
■ 2015-16	42
■ 2016-17	42
■ 2017-18	46
■ 2018-19 (Fall)	41
■ 2018-19 (Spring)	38
■ 2019-20 (Fall)	45
■ 2019-20 (Spring)	52
■ 2020-21 (Fall)	43
■ 2020-21 (Spring)	51
■ 2021-22 (Fall)	55
■ 2021-22 (Spring)	48
■ 2022-23 (Fall)	62
■ 2022-23 (Spring)	63
■ 2023-24 (Fall)	59
■ 2023-24 (Spring)	57

* Criteria for this award has periodically changed over the years.

ACADEMIC ALL-AREA PERFORMERS OF THE YEAR

■ Brian Hulea	2005-06
■ Matt Sherry	2007-08
■ Osayi Osunde	2009-10
■ Chris Whitney	2010-11
■ Forrest Rhyne	2021-22

ACADEMIC ALL-AREA SELECTIONS

■ Brian Hulea	2005-06
■ Adam James	2005-06
■ Frank Jankowski	2005-06

■ Allyn Bacchus	2006-07
-----------------	---------

■ Idriz Bauta	2007-08
■ Osayi Osunde	2007-08
■ Matt Sherry	2007-08

■ Angelo Babbaro	2008-09
■ Idriz Bauta	2008-09
■ Osayi Osunde	2008-09
■ Chris Whitney	2008-09

■ Angelo Babbaro	2009-10
■ Osayi Osunde	2009-10
■ Chris Whitney	2009-10

■ Angelo Babbaro	2010-11
■ Chris Whitney	2010-11

■ Josh Bucci	2011-12
■ Craig James	2011-12
■ Nick Yako	2011-12

■ Josh Bucci	2012-13
■ Bill Vogel	2012-13

■ Don Cherry	2013-14
■ Kevin Gulyas	2013-14
■ Cameron McCurry	2013-14
■ Bill Vogel	2013-14

■ Don Cherry	2014-15
■ Kevin Gulyas	2014-15
■ Ross Hall	2014-15
■ Cameron McCurry	2014-15
■ Jake Prus	2014-15

■ Don Cherry	2015-16
■ Kevin Gulyas	2015-16
■ Tanoh Kpassagnon	2015-16
■ Jake Prus	2015-16

■ Ryan Bell	2016-17
■ Tanoh Kpassagnon	2016-17
■ Rob Rolle	2016-17

■ Matt Donoghue	2017-18
■ John Hinchin	2017-18
■ Ricky Young	2017-18

■ Keeling Hunter	2018-19
■ Drew Kresge	2018-19
■ Chucky Smith	2018-19
■ Jeff Steeb	2018-19

■ Colin Gamroth	2019-20
■ Paul Grattan	2019-20
■ Forrest Rhyne	2019-20
■ Chucky Smith	2019-20

■ Cole Bunce	2021-22
■ Justin Covington	2021-22
■ Malik Fisher	2021-22
■ Colin Gamroth	2021-22
■ Jaaron Hayek	2021-22
■ Forrest Rhyne	2021-22

■ Michael Corbi	2022-23
■ Jaaron Hayek	2022-23

■ Brendan Bell	2023-24
■ Michael Corbi	2023-24
■ Ty Trinh	2023-24
■ Connor Watkins	2023-24

VILLANOVA FOOTBALL GAME NOTES

VILLANOVA HEAD COACH MARK FERRANTE



Mark Ferrante enters his eighth season as the Thomas and Diane Treacy Endowed Football Head Coach in 2024 and is in his 38th year overall with the Wildcats including his time as head coach and 30 years prior as an assistant coach from 1987-2016. He has been a part of 264 victories and all 15 of the program's FCS playoff appearances during his Villanova tenure. Entering the 2024 season Ferrante has a career head coaching record of 47-29 (.618) which includes 30 regular season CAA Football wins, two league titles and three playoff appearances.

Under Ferrante's watch, the Wildcats have won a share of the CAA Football title and earned the league's automatic bid to the Division I Football Championship in two of the

last three seasons. He guided Villanova to its latest conference championship and postseason berth in 2023 when the team went 10-3 and reached the quarterfinal round of the playoffs. The season included three wins over nationally-ranked opponents and the Wildcats clinched their CAA title and automatic playoff bid with a dominant 35-7 win at No. 7 Delaware in the final game of the regular season. Despite being picked to finish seventh in the CAA and not appearing in the pre-season national rankings, Villanova emerged from the year as conference champions and finished the 2023 campaign ranked No. 6 in the final Stats Perform poll of the season.

There was plenty of recognition to go around for a Villanova team which excelled in every facet of the game a year ago. For the third time in the past five seasons the Wildcats had at least 10 players selected to the CAA Football All-Conference teams, led by offensive lineman Michael Corbi and wide receiver Rayjuon Pringle on the first team. Villanova had a dozen all-conference honorees overall, with players on the second team to go along with three third team choices and two honorable mention selections. Corbi went on to be named an All-American by Stats Perform and Phil Steele, while Pringle (Phil Steele) and cornerback Isas Waxter (FCS Football Central) also earned All-America recognition.

In his first seven seasons as head coach, Ferrante has seen the Wildcats win five CAA Football major awards and earn a total of 52 all-conference accolades. Three players under Ferrante's watch – Corbi, cornerback Christian Benford and linebacker Forrest Rhyne – have earned All-America honors from Stats Perform and/or the American Football Coaches Association. Benford and Rhyne were first team All-Americans in 2021. Ferrante is himself one of the CAA Football major award winners after earning his first Coach of the Year honor in 2021.

Villanova had a breakthrough 2021 season which included a conference title and a top-eight seed in the FCS playoffs. In addition to being named the CAA Football Coach of the Year, Ferrante was the 2021 winner of the AFCA FCS Region 1 Coach of the Year award. That honor made him a finalist for National Coach of the Year consideration and earned him recognition at the AFCA national convention following the season. Ferrante guided the Wildcats to a 10-3 record in 2021 and Villanova won a share of the CAA Football title while reaching the playoffs for the second time in his head coaching tenure (2019, 2021).

Ferrante's 2021 squad was the first Wildcats team in seven years to finish the season ranked in the top-10 of both FCS national polls. Villanova came in at No. 8 in the final Stats Perform and AFCS FCS Top 25 rankings while tallying their seventh season in program history with 10 or more victories. The team hosted two playoff games and achieved success by playing – and beating – some of the top FCS teams in the nation. Villanova's 10-3 record was punctuated by four victories over Top 25 opponents, including No. 3 James Madison, No. 18 Rhode Island, No. 21 Richmond and No. 24 Holy Cross. Ferrante led the Wildcats to a 7-1 record against a challenging CAA Football schedule to mark the fifth season since 1988 in which the team had no more than one loss in conference play.

Villanova's league championship teams in 2021 and 2023 featured several players who had an opportunity to continue their football careers beyond the collegiate ranks. Following the 2023 season, running back Jalen Jackson and offensive lineman Nick Torres signed free agent contracts with the Jacksonville Jaguars and the Kansas City Chiefs, respectively. Three other players – running back TD Ayo-Durojaiye (Chicago Bears/Kansas City Chiefs), linebacker Danny Abraham (Seattle Seahawks) and wide receiver Jaaron Hayek (Kansas City Chiefs) – were invited to attend NFL rookie mini camps.

FERRANTE YEAR BY YEAR

AS HEAD COACH			
Year	School	Record	Conference
2017	Villanova	5-6	3-5
2018	Villanova	5-6	2-6
2019	Villanova	9-4	5-3
2020	Villanova	2-2	2-2
2021	Villanova	10-3	7-1
2022	Villanova	6-5	4-4
2023	Villanova	10-3	7-1
2024	Villanova	8-3	5-2
Total	8 Seasons	55-32	35-24

AS ASSISTANT COACH

Year	School	Record	Postseason
1983	St. Lawrence	5-3-1	
1984	Wagner	6-4	
1985	Lafayette	6-5	
1986	Lafayette	6-5	
1987	Villanova	6-4	
1988	Villanova	5-5-1	
1989	Villanova	8-4	FCS First Round
1990	Villanova	6-5	
1991	Villanova	10-2	FCS First Round
1992	Villanova	9-3	FCS First Round
1993	Villanova	3-8	
1994	Villanova	5-6	
1995	Villanova	3-8	
1996	Villanova	8-4	FCS First Round
1997	Villanova	12-1	FCS Quarterfinals
1998	Villanova	6-5	
1999	Villanova	7-4	
2000	Villanova	5-6	
2001	Villanova	8-3	
2002	Villanova	11-4	FCS Semifinals
2003	Villanova	7-4	
2004	Villanova	6-5	
2005	Villanova	4-7	
2006	Villanova	6-5	
2007	Villanova	7-4	
2008	Villanova	10-3	FCS Quarterfinals
2009	Villanova	14-1	FCS Champions
2010	Villanova	9-5	FCS Semifinals
2011	Villanova	2-9	
2012	Villanova	8-4	FCS First Round
2013	Villanova	6-5	
2014	Villanova	11-3	FCS Quarterfinals
2015	Villanova	6-5	
2016	Villanova	9-4	FCS First Round

FERRANTE RECORD BY OPPONENT

Opponent	Record	Last Meeting
Army West Point	0-1	2022 (L, 10-49)
Bucknell	3-0	2021 (W, 55-3)
Colgate	3-0	2024 (W, 28-3)
Delaware	6-1	2023 (W, 35-7)
Elon	2-1	2023 (W, 21-0)
Hampton	2-0	2024 (W, 20-14)
Holy Cross	1-0	2021 (W, 21-16)
James Madison	1-3	2021 (W, 28-27)
Lafayette	1-0	2017 (W, 59-0)
Lehigh	6-0	2023 (W, 38-10)
LIU	3-0	2024 (W, 24-10)
Maine	4-2	2024 (L, 7-35)
Maryland	0-1	2024 (L, 20-38)
Monmouth	0-2	2024 (L, 33-40)
New Hampshire	2-2	2024 (W, 14-6)
North Carolina A&T	2-0	2024 (W, 31-3)
Penn State	0-1	2021 (L, 17-38)
Rhode Island	2-2	2023 (W, 35-9)
Richmond	3-2	2022 (L, 10-20)
South Dakota State	0-2	2023 (L, 12-23)
Southeastern Louisiana	0-1	2019 (L, 44-45)
Stony Brook	4-2	2024 (W, 42-24)
Temple	1-1	2018 (W, 19-17)
Towson	4-2	2024 (W, 14-13)
UAlbany	2-2	2023 (L, 10-31)
UCF	0-1	2023 (L, 14-48)
William & Mary	1-3	2022 (L, 12-45)
Youngstown State	2-0	2024 (W, 24-17)

VILLANOVA FOOTBALL GAME NOTES

MARK FERRANTE / VILLANOVA COACHING STAFF

Ferrante coached 11 players on the 2021 team who had professional opportunities, led by Christian Benford who was a sixth round draft pick of the Buffalo Bills and has since gone on to have a successful NFL career in Buffalo. In addition, 2021 CAA Football Defensive Player of the Year and first team All-American Forrest Rhyne signed a free agent contract and played in the NFL with the Indianapolis Colts. Cornerback Denzel Williams signed a free agent contract with the Baltimore Ravens.

One of the theme's of Ferrante's head coaching tenure has been his ability to keep his teams largely intact throughout the COVID pandemic and the changing landscape of college sports. Villanova began the 2021 season with 75 out of 85 players returning from the previous Spring, while the members of the 2023 team had combined to play in more than 1,000 college football games even before the season started. Experience wins, and Nova Nation has taken notice. Villanova's average attendance for five regular season home games in 2021 was its highest mark since 2013 and represented a 23 percent increase from 2019 prior to the pandemic. The increased attendance included the Wildcats first home sellout crowd since 2015 during the 2021 Family Weekend game against Richmond.

Ferrante has continually stressed the importance of his student-athletes coming to Villanova for a complete collegiate experience which includes excellence in their academic pursuits. In his first seven years as head coach, the Wildcats have been the winner of the CAA Football Team Academic Excellence Award three times. The award is presented to the team with the highest GPA in the conference each academic year and Villanova has been a repeat winner of the honor for both the 2022-23 and 2023-24 academic years.

The football program has set and tied its highest overall NCAA Graduation Success Rate (GSR) with a mark of 96 percent in each of the past two years. The most recent NCAA GSR data was released in December 2023 and the Wildcats had the highest score among CAA Football teams in both the NCAA metric and the federal rate calculation (93 percent). Additionally, new NCAA Academic Progress Rate (APR) data was released in June 2024 and Villanova's multi-year score of 982 was tied for second among CAA schools.

While winning the CAA Football title in 2023, the Wildcats had 59 student-athletes selected to the CAA Football Commissioner's Academic Honor Roll during the Fall semester and another 56 honorees for the Spring 2024 grading period.

Three student-athletes during the academic year were recognized as High Honors with Distinction for having a perfect 4.0 semester GPA: Nathan Fondacaro achieved this distinction in the Fall, while Tim Brown and Jake Picard did the same in the Spring. Villanova has had more than 650 selections to the CAA Football Commissioner's Academic Honor Roll during Ferrante's head coaching tenure and has had more than 550 selections to the Athletic Director's Honor Roll which is announced each semester for student-athletes who post a GPA of 3.2 or higher during the grading period.

In addition to Benford being an NFL Draft pick and the aforementioned NFL free agent contracts signed by Jackson, Torres, Rhyne and Williams, six players signed free agent contracts earlier in Ferrante's head coaching tenure. The list includes offensive tackle Brandon Hitner (LA Rams); safety Rob Rolle (Miami Dolphins); offensive lineman Ethan Greenidge (New Orleans Saints); defensive back Trey Johnson (Pittsburgh Steelers); defensive back Malik Reaves (Kansas City Chiefs); and linebacker Ed Shockley (Dallas Cowboys).

Ferrante leads one of the nation's elite FCS programs after playing an instrumental role in the Wildcats rise to national prominence. He has been a part of the coaching staff for all 15 of Villanova's appearances in the FCS playoffs, including the 2009 national championship season and a 2010 semifinal appearance while serving as the Assistant Head Coach on Andy Talley's staff. Ferrante has been a part of Villanova teams that have won eight CAA titles, three Lambert Meadows Cups and three ECAC Team of the Year awards.

Ferrante's success during his years as an assistant coach were recognized by others outside the Villanova program. At the end of the 2015 season he was named the FCS Assistant Coach of the Year by the American Football Coaches Association (AFCA). This award was first presented in 1997 and was created to honor assistant coaches who excel in community service, commitment to student-athletes and on-field coaching success.


Ferrante was a standout collegiate performer in his own right prior to joining the football coaching ranks. He was the quarterback for Andy Talley at St. Lawrence where he was named the 1982 Division III Player of the Year to go along with first team All-East honors. Ferrante directed the offense for a St. Lawrence team that went 10-1 during the 1982 season and reached the national semifinals in the playoffs.



Mark Ferrante
Head Coach



Chris Boden
Offensive Coordinator
Quarterbacks



Ross Penny Packer
Defensive Coordinator
Defensive Line



Sean Devine
Offensive Run Game Coord.
Offensive Line



David Riede
Recruiting Coordinator
Linebackers



Nate Pagan
Wide Receivers




Matt Colangelo
Special Teams Coord.
Safeties




Josh Fletcher
Running Backs



Dustin Johnson
Cornerbacks



Lachlan Kline
Offensive Assistant
Tight Ends



Ricky Venuto
Defensive Assistant



TJ Landis
Coord. of Video Ops. &
Administrative Services



Tyler Waite
Athletic Trainer



Mike Tucker
Strength & Conditioning

VILLANOVA FOOTBALL GAME NOTES

NUMERICAL ROSTER

No.	Name	Pos.	Cl.	Ht.	Wt.	Hometown	No.	Name	Pos.	Cl.	Ht.	Wt.	Hometown
0	Isas Waxter	DB	Gr.	6-2	215	Newark, N.J.	41	Garrett Rogan	DB	Jr.	6-3	200	Mercer Island, Wash.
1	Jon Wyatt	DB	So.	6-2	200	Somerset, N.J.	42	Timmy Furgeson	LB	Gr.	6-2	225	Gaithersburg, Md.
2	Eli Smith	RB	Jr.	6-0	215	Houston, Texas	43	Nino Betances	DB	Jr.	5-10	190	Brooklyn, N.Y.
3	Tanner Maddocks	QB	So.	6-1	210	Reading, Pa.	44	Richie Kimmel	LB	Sr.	6-1	235	Holmes, Pa.
3	Josh Oluremi	DB	So.	6-3	205	Avenel, N.J.	45	Ethan Gettman	PK	Gr.	6-4	205	Daytona Beach, Fla.
4	Jalen Goodman	DB	Gr.	6-0	205	Narberth, Pa.	48	Ralee Stephens	WR	Fr.	5-9	165	Asbury, N.J.
4	Connor Watkins	QB	Gr.	6-3	225	Williamsport, Pa.	50	AJ Koukou	DL	Fr.	6-1	275	Havertown, Pa.
5	Jaylan Sanchez	WR	Jr.	6-0	200	North Bergen, N.J.	51	Dale Law	LB	Jr.	6-1	225	West Chester, Pa.
6	Nate Hill	WR	So.	6-3	210	Dallas, Texas	52	Chandon Pierre	DL	Gr.	6-2	285	Reno, Nev.
7	Tyrell Mims	DB	Gr.	5-10	195	Philadelphia, Pa.	54	Thomas Colello	LS	Fr.	5-11	190	North Caldwell, N.J.
8	Michael Benincasa	QB	So.	6-1	215	Ardmore, Pa.	55	Mike Kennedy	DL	So.	6-1	290	Greenville, S.C.
8	Kaleb Moody	DB	Gr.	5-10	205	North Andover, Mass.	56	Christian Caballero	LB	R-Fr.	6-2	225	Niceville, Fla.
8	James Mott	QB	Gr.	6-0	195	Laguna Beach, Calif.	61	Dan McManus	OL	Jr.	6-4	285	Havertown, Pa.
9	Antonio Johnson	TE	Jr.	6-4	250	Fort Lauderdale, Fla.	62	RJ Reyes	OL	R-Fr.	6-5	295	Weston, Fla.
9	Ty Trinh	DB	Gr.	6-0	205	Owings Mills, Md.	63	Quin Whalen	OL	Jr.	6-4	290	Chalfont, Pa.
10	JR Strauss	LB	So.	6-3	225	Reading, Pa.	65	Ian Erickson	OL	Jr.	6-6	315	Atlanta, Ga.
11	Jordan Nelson	LB	Sr.	6-2	230	Palmerton, Pa.	66	Tyler Langin	DL	So.	6-3	270	Houston, Texas
12	Colin Kennedy	LB	Jr.	6-2	225	Fair Haven, N.J.	67	Kyle Fay	OL	R-Fr.	6-6	300	Cranford, N.J.
13	Ethan Carr	WR	Jr.	6-2	205	Harrison City, Pa.	69	Jake Picard	OL	Sr.	6-4	310	Hope, R.I.
14	Dylan Mills	QB	Fr.	6-2	210	Dana Point, Calif.	70	Dhamir Wesley	OL	Fr.	6-5	280	Millersville, Pa.
14	Robert Russo	QB	So.	6-3	225	Millsboro, Del.	73	Gilbert Deglau	OL	Gr.	6-5	295	Richmond, Va.
15	Kenyon Miles	WR	So.	6-2	195	Huntington Station, N.Y.	74	Temi Ajirrotutu	OL	Gr.	6-5	320	Queens, N.Y.
16	Lucas Kopecky	WR	Gr.	6-3	200	Rocky Hill, N.J.	75	Stephane Voltaire	OL	Jr.	6-5	320	Randolph, Mass.
16	Jack Ryder	QB	Jr.	6-2	205	Media, Pa.	76	Chris McCullers	OL	R-Fr.	6-3	315	Round Hill, Va.
17	Irene Ngabonziza	WR	Jr.	5-9	190	Fort Worth, Texas	78	Tommy Broderick	OL	R-Fr.	6-5	305	Alpharetta, Ga.
18	Julian Glantz	RB	Jr.	6-1	220	Scarsdale, N.Y.	79	Ryan Cregan	OL	Fr.	6-6	290	Morristown, N.J.
19	Chris Dobrydney	WR	Jr.	5-10	185	Fairfax, Va.	80	Chris Colby	WR	Fr.	6-3	210	Rowley, Mass.
20	Isaiah Ragland	RB	R-Fr.	5-9	215	Alexandria, Va.	81	Brandon Binkowski	WR	Fr.	6-3	205	Haymarket, Va.
21	Jayvont Williams	DB	R-Fr.	6-1	200	Fort Worth, Texas	82	Ryan Kennedy	WR	So.	5-11	195	Cleveland Heights, Ohio
22	Devin Smith	WR	Gr.	5-10	185	Durham, N.C.	83	Luke Daly	WR	Jr.	6-1	195	Rye, N.Y.
23	Jamie Tyson	DB	Fr.	6-2	185	Somers Point, N.J.	84	Daniel Lopes	WR	Jr.	6-2	200	Cheshire, Conn.
24	David Avit	RB	Fr.	6-0	220	Potomac, Md.	85	Nolan Clayton	TE	R-Fr.	6-5	245	King of Prussia, Pa.
25	Christian Sapp	DB	Jr.	6-0	195	East Stroudsburg, Pa.	86	Sean Brodnik	TE	Fr.	6-3	220	Ardmore, Pa.
26	Isaiah Wright	RB	Jr.	5-8	205	Douglassville, Pa.	87	Ryan Sorge	WR	So.	6-3	210	Warrington, Pa.
27	Anthony Hawkins	DB	Fr.	6-3	190	Arnold, Md.	88	Carmen Ostroski	TE	Gr.	6-4	230	Blue Bell, Pa.
28	Brendan Bell	LB	Gr.	6-2	230	Basking Ridge, N.J.	89	James Welde	TE	Sr.	6-4	250	Havertown, Pa.
30	Ja'briel Mace	RB	R-Fr.	5-9	180	Somers Point, N.J.	90	Sebastian Smith	PK	Jr.	5-10	195	Bellingham, Wash.
31	Shane Hartzell	LB	Jr.	6-0	230	Perkasie, Pa.	91	Ayden Howard	DL	Sr.	6-2	295	McKinney, Texas
32	Omari Bursey	LB	Fr.	6-0	220	Broomfield, Colo.	92	Nigel McSween	DL	R-Fr.	6-4	255	Newark, N.J.
33	Turner Inge	LB	So.	6-1	220	Williamstown, N.J.	93	Capri Martin	DL	So.	6-2	260	Harlem, N.Y.
34	Ethan Potter	DB	Gr.	5-11	205	Chesapeake City, Md.	94	Ivan Murray	DL	R-Fr.	6-3	290	Paulsboro, N.J.
35	Langston White	LB	Fr.	6-2	210	Bristow, Va.	96	Ugo Nwotite	DL	Fr.	6-5	215	Linwood, N.J.
36	Damill Bostic	CB	Fr.	6-0	175	Hyattsville, Md.	97	Daniel Mueller	P	So.	5-10	190	Ephrata, Pa.
37	Zahmir Dawud	DB	R-Fr.	6-0	185	North Brunswick, N.J.	97	Chuck Smith	DL	Gr.	6-3	280	Suwanee, Ga.
38	Neston Esiem	DB	Fr.	5-11	175	Frederick, Md.	98	Obinna Nwobodo	DL	Sr.	6-3	295	Wilmington, Del.
39	Luke Myers	PK	Fr.	5-10	165	Breinigsville, Pa.	99	Ratu Delano Navoti	DL	Fr.	6-3	265	Brooklyn, N.Y.
40	Jason Hall	LB	R-Fr.	6-2	225	Fall River, Mass.							

PRONUNCIATION GUIDE

0	Isas Waxter	ice-iss (goes by ice)	52	Chandon Pierre	CHAN-don
5	Jaylan Sanchez	jalen	69	Jake Picard	pa-card
9	Ty Trinh	trinn	73	Gilbert Deglau	del-lau (rhymes with wow)
12	Tanner Maddocks	mad-ocks	74	Temi Ajirrotutu	tem-ee ah-joro-too-too
16	Lucas Kopecky	ko-peck-ee	75	Stephane Voltaire	ste-fon vole-tare
17	Irene Ngabonziza	i-ruh-nay gob-on-zee-zuh	79	Ryan Cregan	cree-ginn
19	Chris Dobrydney	da-brid-nee	83	Luke Daly	daily
24	David Avit	Av-it	87	Ryan Sorge	sorj (rhymes with George)
30	Ja'briel Mace	ja-breel	89	James Welde	well-D
32	Omari Bursey	bur-see	93	Capri Martin	ka-pree
37	Zahmir Dawud	da-wood	96	Ugo Nwotite	ooh-go wo-tee-tay
48	Ralee Stephens	rally	98	Obinna Nwobodo	o-binn-uh wa-BO-doe
50	AJ Koukou	koo-koo	99	Ratu Delano Navoti	rah-too de-lon-oh na-va-tee

VILLANOVA FOOTBALL GAME NOTES

OFFENSIVE DEPTH CHART

Pos.	No.	Name	Cl.	Ht.	Wt.	Hometown	Pronunciation
QB	4	Connor Watkins	6th	6-3	225	Williamsport, Pa.	
	3	Tanner Maddocks	So.	6-1	210	Reading, Pa.	mad-ocks
RB	24	David Avit	Fr.	6-0	220	Potomac, Md.	Av-it
	20	Isaiah Ragland	R-Fr.	5-9	215	Alexandria, Va.	
WR	22	Devin Smith	5th	5-10	185	Durham, N.C.	
	84	Daniel Lopes	Jr.	6-2	200	Cheshire, Conn.	
WR	16	Lucas Kopecky	Gr.	6-3	200	Rocky Hill, N.J.	ko-peck-ee
	83	Luke Daly	Jr.	6-1	195	Rye, N.Y.	daily
WR	5	Jaylan Sanchez	Jr.	6-0	200	North Bergen, N.J.	jalen
	80	Chris Colby	Fr.	6-3	210	Rowley, Mass.	
TE	85	Nolan Clayton	R-Fr.	6-5	245	King of Prussia, Pa.	
	89	James Welde	Sr.	6-4	250	Havertown, Pa.	
RT	67	Kyle Fay	R-Fr.	6-6	300	Cranford, N.J.	
	79	Ryan Cregan	Fr.	6-6	290	Morristown, N.J.	cree-ginn
LT	75	Stephane Voltaire	Jr.	6-5	320	Marion, Mass.	ste-fon vole-tare
	79	Ryan Cregan	Fr.	6-6	290	Morristown, N.J.	cree-ginn
C	69	Jake Picard	Sr.	6-4	310	Hope, R.I.	pa-card
	73	Gilbert Deglau	5th	6-5	295	Richmond, Va.	deg-lau (rhymes with wow)
RG	76	Chris McCullers	R-Fr.	6-3	315	Round Hill, Va.	
	73	Gilbert Deglau	5th	6-5	295	Richmond, Va.	deg-lau (rhymes with wow)
LG	78	Tommy Broderick	R-Fr.	6-5	305	Alpharetta, Ga.	
	73	Gilbert Deglau	5th	6-5	295	Richmond, Va.	deg-lau (rhymes with wow)

DEFENSIVE DEPTH CHART

Pos.	No.	Name	Elig.	Ht.	Wt.	Hometown	Pronunciation
DE	91	Ayden Howard	Sr.	6-2	295	McKinney, Texas	
	92	Nigel McSween	R-Fr.	6-4	255	Newark, N.J.	
DT	98	Obinna Nwobodo	Sr.	6-3	295	Wilmington, Del.	o-binn-uh / wa-BO-doe
	52	Chandon Pierre	6th	6-2	285	Reno, Nev.	CHAN-don
DE	93	Capri Martin	So.	6-2	260	Harlem, N.Y.	ka-pree
	97	Chuck Smith	5th	6-3	280	Suwanee, Ga.	
LB	31	Shane Hartzell	Jr.	6-0	230	Perkasie, Pa.	
	33	Turner Inge	So.	6-1	220	Williamstown, N.J.	
LB	44	Richie Kimmel	Sr.	6-1	235	Holmes, Pa.	
	10	JR Strauss	So.	6-3	225	Reading, Pa.	
LB	28	Brendan Bell	5th	6-2	230	Basking Ridge, N.J.	
	11	Jordan Nelson	Sr.	6-2	230	Palmerton, Pa.	
CB	7	Tyrell Mims	5th	5-10	195	Philadelphia, Pa.	
	37	Zahmir Dawud	R-Fr.	6-0	185	North Brunswick, N.J.	da-woood
CB	0	Isas Waxter	5th	6-2	215	Newark, N.J.	ice-iss (goes by ice)
	38	Newton Essiem	Fr.	5-11	175	Frederick, Md.	
FS	4	Jalen Goodman	6th	6-0	205	Narberth, Pa.	
	8	Kaleb Moody	5th	5-10	205	North Andover, Mass.	
WS	34	Ethan Potter	5th	5-11	205	Chesapeake City, Md.	
	25	Christian Sapp	Jr.	6-0	195	East Stroudsburg, Pa.	
SS	9	Ty Trinh	5th	6-0	205	Owings Mills, Md.	trinn
	21	Jayvont Williams	R-Fr.	6-1	200	Fort Worth, Texas	

SPECIAL TEAMS DEPTH CHART

PK	45	Ethan Gettman	5th	6-4	205	Daytona Beach, Fla.	
	39	Luke Myers	Fr.	5-10	165	Breinigsville, Pa.	
KO	45	Ethan Gettman	5th	6-4	205	Daytona Beach, Fla.	
	45	Ethan Gettman	5th	6-4	205	Daytona Beach, Fla.	
P	97	Daniel Mueller	So.	5-10	190	Ephrata, Pa.	
	16	Jack Ryder	Jr.	6-2	205	Media, Pa.	
LS	42	Timmy Furgeson	Gr.	6-2	225	Gaithersburg, Md.	
	54	Thomas Colello	Fr.	5-11	190	North Caldwell, N.J.	
KR	30	Ja'briel Mace	So.	5-9	180	Somers Point, N.J.	ja-breel
	34	Ethan Potter	5th	5-11	205	Chesapeake City, Md.	
PR	3	Tanner Maddocks	So.	6-1	210	Reading, Pa.	mad-ocks
	22	Devin Smith	5th	5-10	185	Durham, N.C.	

CAREER PARTICIPATION

#	Name	GP-GS
0	Isas Waxter, DB	44-27
1	Jon Wyatt, DB	15-1
2	Eli Smith, RB	11-0
3	Tanner Maddocks, QB	13-0
3	Josh Oluremi, DB	11-0
4	Connor Watkins, QB	46-35
4	Jalen Goodman, DB	52-47
5	Jaylan Sanchez, WR	34-27
6	Nate Hill, WR	11-0
7	Tyrell Mims, DB	49-20
8	James Mott, QB	3-0
8	Michael Benincasa, QB	2-0
8	Kaleb Moody, DB	33-10
9	Ty Trinh, DB	50-42
9	Antonio Johnson, TE	20-9
10	JR Strauss, LB	25-0
11	Jordan Nelson, LB	34-0
12	Colin Kennedy, LB	11-0
13	Ethan Carr, WR	2-0
14	Robert Russo, QB	0-0
14	Dylan Mills, QB	0-0
15	Kenyon Miles, WR	16-7
16	Jack Ryder, QB	11-0
16	Lucas Kopecky, WR	8-4
17	Irene Ngabonziza, WR	2-0
18	Julian Glantz, RB	21-0
19	Chris Dobrydney, WR	11-0
20	Isaiah Ragland, RB	13-5
21	Jayvont Williams, DB	11-0
22	Devin Smith, WR	44-36
23	Jamie Tyson, DB	3-0
24	David Avit, RB	11-4
25	Christian Sapp	31-5
26	Isaiah Wright, RB	13-0
27	Anthony Hawkins, DB	2-0
28	Brendan Bell, LB	48-32
30	Ja'briel Mace, RB	14-2
31	Shane Hartzell, LB	38-34
32	Omari Bursey, LB	3-0
33	Turner Inge, LB	24-2
34	Ethan Potter, DB	50-27
35	Langston White, LB	0-0
36	Damill Bostic, CB	2-0
37	Zahmir Dawud, DB	14-2
38	Newton Essiem, DB	9-0
39	Luke Myers, PK	0-0
40	Jason Hall, LB	15-0
41	Garrett Rogan, DB	11-0
42	Timmy Furgeson, LB	44-4
43	Nino Betances, DB	0-0
44	Richie Kimmel, LB	36-10
45	Ethan Gettman, PK	45-0
48	Ralee Stephens, WR	0-0
50	AJ Koukou, DL	0-0
51	Dale Law, LB	2-0
52	Chandon Pierre, DL	40-5
54	Thomas Colello, LS	0-0
55	Mike Kennedy, DL	16-0
56	Christian Caballero, LB	11-0
61	Dan McManus, OL	6-0
62	RJ Reyes, OL	0-0
63	Quin Whalen, OL	15-0
65	Ian Erickson, OL	21-0
66	Tyler Langin, DL	3-0
67	Kyle Fay, OL	13-8
69	Jake Picard, OL	37-31
70	Dhamir Wesley, OL	1-0
73	Gilbert Deglau, OL	33-22
74	Temi Ajirotutu, OL	37-31
75	Stephane Voltaire, OL	35-27
76	Chris McCullers, OL	15-11
78	Tommy Broderick, OL	12-7
79	Ryan Cregan, OL	7-3
80	Chris Colby, WR	8-0
81	Brandon Binkowski, WR	0-0
82	Ryan Kennedy, WR	0-0
83	Luke Daly, WR	23-0
84	Daniel Lopes, WR	30-7
85	Nolan Clayton, TE	11-7
86	Sean Brodnik, TE	0-0
87	Ryan Sorge, WR	0-0
88	Carmen Ostroski, TE	1-0
89	James Welde, TE	24-0
90	Sebastian Smith, K	0-0
91	Ayden Howard, DL	37-7
92	Nigel McSween, DL	12-0
93	Capri Martin, DL	22-11
94	Ivan Murray, DL	7-0
96	Ugo Nwotite, DL	3-0
97	Chuck Smith, DL	44-31
97	Daniel Mueller, P	1-0
98	Obinna Nwobodo, DL	27-11
99	Ratu Delano Navoti, DL	0-0

VILLANOVA FOOTBALL GAME NOTES

DELAWARE OFFENSE

Pos.	No.	Name	Cl.	Ht.	Wt.
QB (or)	14	Ryan O'Connor	Sr.	6-3	215
	3	Zach Marker	Gr.	6-2	205
	4	Nick Minicucci	So.	6-2	215
RB	21	Marcus Yarns	Gr.	5-11	190
	27	Jo'Nathan Silver	Jr.	5-10	200
WR	13	Phil Lutz	Gr.	6-0	191
	8	Nicholas Laboy	Gr.	6-2	192
WR	0	Max Patterson	Sr.	6-0	185
	15	Jake Thaw	Gr.	6-2	190
WR	1	JoJo Bermudez	Jr.	5-9	172
	9	Ja'Carree Kelly	So.	5-8	170
TE (or)	88	Elijah Sessoms	Jr.	6-3	255
	12	Caleb Fauria	Gr.	6-5	243
LT (or)	70	Anwar O'neal	So.	6-5	295
	54	Fintan Brose	Gr.	6-2	301
LG	71	Patrick Shupp	Gr.	6-3	355
	65	Wahkeem Roman	Sr.	6-7	315
C	55	Brock Gingrich	Gr.	6-2	305
	61	Steven Demboski	Jr.	6-3	300
RG	73	Bradly Anyanwu	Gr.	6-3	330
	62	Anthony Caccese	So.	6-6	300
RT	67	Blaise Sparks	Gr.	6-7	320
	77	Cole Snyder	Sr.	6-6	316

DELAWARE SPECIALISTS

Pos.	No.	Name	Cl.	Ht.	Wt.
KR	18	Mysonne Pollard	Jr.	6-2	185
	9	Ja'Carree Kelly	So.	5-8	170
PR	15	Jake Thaw	Gr.	6-2	190
	87	Donovan Lewis	So.	5-9	185
PK	91	Nate Reed	Sr.	6-3	180
	92	Skyler Sholder	Fr.	5-10	187
P	39	Josh Cupitt	Gr.	5-11	182
	49	Brandon Ratcliffe	Gr.	6-1	187
LS	57	Noah Vitko	So.	6-0	238
	47	Ethan Dumont	Gr.	6-0	218
H	39	Josh Cupitt	Sr.	5-11	182
	4	Nick Minicucci	So.	6-2	215

DELAWARE DEFENSE

Pos.	No.	Name	Cl.	Ht.	Wt.
DL	95	Melkart Abou-Jaoude	Jr.	6-5	260
	8	Ethan Saunders	Gr.	6-0	250
DL	9	Keyshawn Hunter	Sr.	6-0	270
	52	Dominick Brogna	Jr.	6-2	290
DL	93	Jack Hall	Gr.	6-2	280
	11	James Yelbert	Sr.	6-5	255
LB	35	Gavin Moul	So.	6-0	226
	32	Marje Mulumba	Sr.	6-2	215
LB	19	Dillon Trainer	Gr.	6-1	225
	7	Marc Viechec	Gr.	5-11	220
LB	1	Ty Davis	Sr.	6-3	215
	10	Blake Matthews	Jr.	6-2	215
S	31	Hasson Manning Jr.	So.	5-11	185
	1	Mysonne Pollard	Jr.	6-2	185
S	14	KT Seay	So.	6-2	189
	21	Anthony Crenshaw Jr.	So.	6-0	200
S	17	Jason Scott	Gr.	6-0	185
	22	Nic Ware	Gr.	6-0	195
CB	24	Tyron Herring	Gr.	6-2	195
	16	Kshawn Cox	So.	5-10	175
CB	4	A'Khoury Lyde	Jr.	5-9	183
	2	Nate Evans	Sr.	6-0	183

DELAWARE COACHING STAFF

Ryan Carty Head Coach	Garrett Smith Assistant Special Teams Coordinator
Manny Rojas Defensive Coordinator	Tight Ends
Art Link Assistant Head Coach	Rocci Dimeco Special Teams Coordinator
Defense and Special Teams	Linebackers
Safeties	Corico Wright Assistant Coach/Cornerbacks
Terence Archer Assistant Head Coach	Defensive Run Game Coordinator
Offense/Offensive Coordinator	Kyre Hawkins Assistant Coach/Defensive Line
Wide Receivers	Tyler Ferguson Senior Offensive Analyst
Andrew Pierce Assistant Coach/Running Backs	Nick Hunter Senior Defensive Analyst
Recruiting Coordinator	Ty Crabb Offensive Analyst
Chris Rogers Assistant Coach/Offensive Line	Jourdan Townsend Offensive Analyst
Run Game Coordinator	
Sean Goldrich Assistant Coach/Quarterbacks	
Pass Game Coordinator	

VILLANOVA FOOTBALL GAME NOTES

2024 OPPONENTS AT A GLANCE (53-66 OVERALL, 24-24 CAA FOOTBALL)

YOUNGSTOWN ST. (4-8, 3-5 MVFC)

Date	Opponent	Result
8.29	@ Villanova	L, 17-24
9.7	Valparaiso	W, 59-25
9.14	Duquesne	L, 25-28
9.21	@ Pittsburgh	L, 17-73
9.28	@ Missouri State (*)	L, 31-38
10.5	Indiana State (*)	W, 21-14
10.12	@ South Dakota St. (*)	L, 13-63
10.19	South Dakota (*)	L, 17-27
10.26	North Dakota (*)	W, 41-40
11.2	@ Illinois State (*)	L, 16-23
11.9	@ Southern Illinois (*)	L, 33-37
11.16	Northern Iowa (*)	W, 39-38

COLGATE (2-9, 1-4 Patriot)

Date	Opponent	Result
8.30	@ Maine	L, 14-17
9.7	vs. Villanova	L, 3-28
9.14	@ Akron	L, 20-31
9.21	Cornell	W, 41-24
9.28	@ Penn	L, 17-27
10.5	Holy Cross (*)	L, 7-38
10.19	Georgetown (*)	W, 38-28
10.26	@ Merrimack	L, 17-51
11.2	@ Fordham (*)	L, 14-20
11.9	Lafayette (*)	L, 20-21
11.16	@ Lehigh (*)	L, 17-45
11.23	@ Bucknell (*)	

TOWSON (6-5, 4-3 CAA)

Date	Opponent	Result
8.31	@ Cincinnati	L, 20-38
9.7	Morgan State	W, 14-9
9.14	@ Villanova (*)	L, 13-14
9.21	@ North Dakota State	L, 24-41
10.5	William & Mary (*)	W, 34-27
10.12	@ Norfolk State	W, 28-23
10.19	Stony Brook (*)	L, 24-52
10.26	@ Monmouth (*)	W, 26-14
11.2	@ Richmond (*)	L, 24-35
10.9	Hampton (*)	W, 27-10
11.16	N.C. A&T (*)	W, 31-13
11.23	@ Campbell (*)	

MARYLAND (4-6, 1-6 BIG TEN)

Date	Opponent	Result
8.31	Connecticut	W, 50-7
9.7	Michigan State (*)	L, 24-27
9.14	@ Virginia	W, 27-13
9.21	Villanova	W, 38-20
9.28	@ Indiana (*)	L, 28-42
10.11	Northwestern (*)	L, 10-37
10.19	USC (*)	W, 29-28
10.26	@ Minnesota (*)	L, 23-48
11.9	@ Oregon (*)	L, 18-39
11.16	Rutgers (*)	L, 17-31
11.23	Iowa (*)	
11.30	@ Penn State (*)	

LIU (3-8, 2-3 NORTHEAST)

Date	Opponent	Result
8.31	@ UAlbany	L, 21-27
9.7	@ TCU	L, 0-45
9.14	Lehigh	L, 17-20
9.21	Rhode Island	L, 21-28
9.28	@ Villanova	L, 10-24
10.5	@ Duquesne (*)	L, 21-47
10.12	Stonehill (*)	W, 31-7
10.19	@ Robert Morris (*)	L, 31-45
10.26	@ Central Conn. St. (*)	W, 24-21
11.9	@ Sacred Heart	W, 28-7
11.16	Saint Francis (*)	L, 27-34
11.23	@ Wagner (*)	

STONY BROOK (8-3, 5-2 CAA)

Date	Opponent	Result
8.31	@ Marshall	L, 3-45
9.7	Stonehill	W, 37-10
9.14	@ Fordham	W, 27-21
9.21	@ Campbell (*)	W, 24-17
9.28	Morgan State	W, 22-3
10.5	Villanova (*)	L, 24-42
10.19	@ Towson (*)	W, 52-24
10.26	William & Mary (*)	W, 35-13
11.2	@ Bryant (*)	W, 31-30
11.9	UAlbany (*)	W, 24-6
11.16	@ New Hampshire (*)	L, 30-31
11.23	Monmouth (*)	

MAINE (5-6, 3-4 CAA)

Date	Opponent	Result
8.30	Colgate	W, 17-14
9.7	@ Montana State	L, 24-41
9.14	Monmouth (*)	L, 22-51
9.21	@ Merrimack	W, 26-15
9.28	@ UAlbany (*)	W, 34-20
10.12	@ Delaware (*)	L, 21-44
10.19	Villanova (*)	W, 35-7
10.26	@ Rhode Island (*)	L, 14-24
11.2	@ Oklahoma	L, 14-59
11.9	Bryant (*)	W, 38-26
11.16	@ Elon (*)	L, 25-31
11.23	New Hampshire (*)	

NEW HAMPSHIRE (7-4, 5-2 CAA)

Date	Opponent	Result
8.29	@ UCF	L, 3-57
9.7	@ Holy Cross	W, 21-20
9.14	Stonehill	W, 45-6
9.21	Bryant (*)	W, 38-17
10.4	@ Harvard	L, 23-28
10.12	@ Elon (*)	W, 17-10
10.19	Rhode Island (*)	L, 9-26
10.26	@ Villanova (*)	L, 6-14
11.2	@ UAlbany (*)	W, 31-14
11.9	Monmouth (*)	W, 33-20
11.16	Stony Brook (*)	W, 31-30
11.23	@ Maine (*)	

HAMPTON (5-6, 2-5 CAA)

Date	Opponent	Result
8.31	Morgan State	L, 28-30
9.7	Virginia Union	W, 33-21
9.14	@ Norfolk State	W, 37-7
9.21	Howard	W, 27-20
9.28	@ William & Mary (*)	L, 7-49
10.5	Rhode Island (*)	L, 44-46
10.19	@ N.C. A&T (*)	W, 59-17
10.26	Elon (*)	W, 41-21
11.2	Villanova (*)	L, 14-20
11.9	@ Towson (*)	L, 10-27
11.16	Richmond (*)	L, 21-24
11.23	@ UAlbany (*)	

NORTH CAROLINA A&T (1-10, 0-7 CAA)

Date	Opponent	Result
8.29	@ Wake Forest	L, 13-45
9.7	Winston-Salem State	W, 27-20
9.14	Delaware (*)	L, 13-42
9.21	@ North Carolina Central	L, 24-66
9.28	@ South Carolina State	L, 25-45
10.5	@ Richmond (*)	L, 17-20
10.19	Hampton (*)	L, 17-59
10.26	@ Campbell (*)	L, 7-21
11.2	William & Mary (*)	L, 7-45
11.9	@ Villanova (*)	L, 3-31
11.16	@ Towson (*)	L, 13-31
11.23	Elon (*)	

MONMOUTH (5-6, 3-4 CAA)

Date	Opponent	Result
8.29	@ Eastern Washington	L, 27-42
9.7	Lafayette	L, 35-40
9.14	@ Maine (*)	W, 51-22
9.21	@ FIU	W, 45-42
9.28	Fordham	W, 63-21
10.5	Delaware (*)	L, 35-42
10.19	Bryant (*)	W, 55-17
10.26	Towson (*)	L, 14-26
11.2	@ Rhode Island (*)	L, 28-37
11.9	@ New Hampshire (*)	L, 20-33
11.16	Villanova (*)	W, 40-33
11.23	@ Stony Brook (*)	

DELAWARE (9-1, 6-1 CAA)

Date	Opponent	Result
8.29	Bryant	W, 48-17
9.14	@ N.C. A&T (*)	W, 42-13
9.21	Penn	W, 29-22
9.28	Sacred Heart	W, 49-0
10.5	@ Monmouth (*)	W, 42-35
10.12	Maine (*)	W, 44-21
10.19	@ Richmond (*)	L, 9-28
10.26	UAlbany (*)	W, 28-14
11.9	Rhode Island (*)	W, 24-21
11.16	Campbell (*)	W, 41-22
11.23	@ Villanova (*)	

VILLANOVA FOOTBALL GAME NOTES

VILLANOVA QUARTERBACKS

#4 CONNOR WATKINS

PASSING STATS

OPPONENT	COMP-ATT-INT	YDS	TD	LONG
Youngstown State	6-17-0	90	0	35
at Colgate	18-28-0	247	2	71
Towson	14-25-0	116	2	28
at Maryland	12-29-0	106	1	24
LIU	10-18-0	128	0	45
at Stony Brook	9-19-0	152	1	32
at Maine	14-31-2	117	0	16
New Hampshire	7-13-0	112	2	31
at Hampton	9-22-0	149	0	72
North Carolina A&T	18-27-0	167	1	34
at Monmouth	20-32-0	235	1	37
Delaware				
SEASON	137-261-2	1619	10	72
CAREER	431-781-23	6546	47	83

RUSHING STATS

OPPONENT	ATT-YDS-TD	LONG
Youngstown State	10-107-2	45
at Colgate	6-18-1	13
Towson	13-65-0	12
at Maryland	12-12-0	10
LIU	8-30-0	17
at Stony Brook	5-27-0	35
at Maine	7-(-29)-0	7
New Hampshire	7-30-0	20
at Hampton	6-1-0	27
North Carolina A&T	7-31-2	13
at Monmouth	11-24-2	6
Delaware		
SEASON	92-316-7	45
CAREER	273-1143-26	75

#8 JAMES MOTT

PASSING STATS

OPPONENT	COMP-ATT-INT	YDS	TD	LONG
Youngstown State	DNP			
at Colgate	DNP			
Towson	DNP			
at Maryland	DNP			
LIU	DNP			
at Stony Brook	DNP			
at Maine	DNP			
New Hampshire	DNP			
at Hampton	DNP			
North Carolina A&T	DNP			
at Monmouth	DNP			
Delaware				
SEASON				
VILLANOVA	2-3-0	9	0	6
CAREER	3-4-0	14	0	6

RUSHING STATS

OPPONENT	ATT-YDS-TD	LONG
Youngstown State	DNP	
at Colgate	DNP	
Towson	DNP	
at Maryland	DNP	
LIU	DNP	
at Stony Brook	DNP	
at Maine	DNP	
New Hampshire	DNP	
at Hampton	DNP	
North Carolina A&T	DNP	
at Monmouth	DNP	
Delaware		
SEASON		
VILLANOVA		
CAREER		

#12 TANNER MADDOCKS

PASSING STATS

OPPONENT	COMP-ATT-INT	YDS	TD	LONG
Youngstown State	DNP			
at Colgate	DNP			
Towson	DNP			
at Maryland	4-4-0	50	0	24
LIU	0-1-0	0	0	0
at Stony Brook				
at Maine	4-9-0	62	0	23
New Hampshire				
at Hampton				
North Carolina A&T				
at Monmouth				
Delaware				
SEASON	8-14-0	112	0	24
CAREER	14-20-0	156	0	40

RUSHING STATS

OPPONENT	ATT-YDS-TD	LONG
Youngstown State	DNP	
at Colgate	DNP	
Towson	DNP	
at Maryland	1-8-1	8
LIU		
at Stony Brook		
at Maine	4-9-1	17
New Hampshire		
at Hampton		
North Carolina A&T		
at Monmouth		
Delaware		
SEASON	5-17-2	17
CAREER	10-32-2	17

SEASON AND CAREER HIGHS

	SEASON HIGHS		CAREER HIGHS	
CONNOR WATKINS				
Passing Attempts	32	Monmouth	32	2024, Mon.
Completions	20	Monmouth	20	2024, Mon.
Passing Yards	247	Colgate	361	2023, Stony B.
Touchdowns	2	3x	4	2x
Interceptions	2	Maine	4	2022, LIU
Long Pass	72	Hampton	83	2022, Maine
Total Offense	265	Colgate	395	2023, Stony B.
Rushing Attempts	13	Colgate	13	2x (2023)
Rushing Yards	107	YSU	130	2022, Hamp.
Rushing Touchdowns	2	3x	3	2023, URI
Long Rush	45	YSU	75	2022, Hamp.
TANNER MADDOCKS				
Passing Attempts	9	Maine	9	2024, Maine
Completions	4	2x	4	3x
Passing Yards	62	Maine	62	2024, Maine
Touchdowns				
Interceptions				
Long Pass	24	Maryland	40	2023, Stony B.
Total Offense	71	Maine	71	2024, Maine
Rushing Attempts	4	Maine	4	2024, Maine
Rushing Yards	9	Maine	12	2023, Stony B.
Rushing Touchdowns	1	2x	1	2x (2024)
Long Rush	17	Maine	17	2024, Maine
JAMES MOTT				
Passing Attempts			3	2023, Lehigh
Completions			2	2023, Lehigh
Passing Yards			9	2023, Lehigh
Touchdowns				
Interceptions				
Long Pass			6	2023, Lehigh
Total Offense			9	2023, Lehigh
Rushing Attempts				
Rushing Yards				
Rushing Touchdowns				
Long Rush				

VILLANOVA FOOTBALL GAME NOTES

VILLANOVA RUNNING BACKS

#24 DAVID AVIT

OPPONENT	RUSHING ATT-YDS-TD	LG	RECEIVING REC-YDS-TD	LG
Youngstown State	5-42-0	20		
at Colgate	5-31-0	13		
Towson	7-29-0	11		
at Maryland	7-13-0	5		
LIU	24-160-1	14		
at Stony Brook	13-183-4	72		
at Maine	10-39-0	8	1-3-0	3
New Hampshire	14-59-0	9		
at Hampton	26-76-1	14	1-11-0	11
North Carolina A&T	15-67-1	19	1-21-0	21
at Monmouth	14-65-1	25	3-43-0	37
Delaware				
SEASON	140-764-8	72	6-78-0	37
CAREER	140-764-8	72	6-78-0	37

#20 ISAAH RAGLAND

OPPONENT	RUSHING ATT-YDS-TD	LG	RECEIVING REC-YDS-TD	LG
Youngstown State	7-65-1	31	1-5-0	5
at Colgate	12-58-1	23	2-10-0	11
Towson	17-141-0	65	1-0-0	0
at Maryland	5-19-0	11	2-30-0	24
LIU	14-47-2	12		
at Stony Brook	DNP			
at Maine	DNP			
New Hampshire	6-27-0	8		
at Hampton	5-9-0	6		
North Carolina A&T	8-82-0	55	2-17-0	12
at Monmouth	4-9-0	5	1-7-0	7
Delaware				
SEASON	78-457-4	65	9-69-0	24
CAREER	102-618-4	65	9-69-0	24

#2 ELI SMITH

OPPONENT	RUSHING ATT-YDS-TD	LG	RECEIVING REC-YDS-TD	LG
Youngstown State	DNP			
at Colgate	DNP			
Towson	DNP			
at Maryland	1-4-0	4		
LIU	DNP			
at Stony Brook	DNP			
at Maine	3-17-0	8	1-21-0	21
New Hampshire	DNP			
at Hampton	DNP			
North Carolina A&T	5-17-0	9		
at Monmouth				
Delaware				
SEASON	9-38-0	9	1-21-0	21
CAREER	42-209-0	18	2-23-0	21

#30 JA'BRIEL MACE

OPPONENT	RUSHING ATT-YDS-TD	LG	RECEIVING REC-YDS-TD	LG
Youngstown State	1-6-0	6	1-35-0	35
at Colgate	1-0-0	0	2-16-0	10
Towson			1-6-0	6
at Maryland	2-24-0	23		
LIU				
at Stony Brook	13-46-1	21		
at Maine	3-2-0	3	2-13-0	13
New Hampshire	3-35-0	24	1-11-0	11
at Hampton	2-4-0	3		
North Carolina A&T	4-26-0	15	1-7-0	7
at Monmouth	2-(-4)-0	1	1-8-0	8
Delaware				
SEASON	31-139-1	24	9-96-0	35
CAREER	50-242-1	28	10-97-0	35

SEASON AND CAREER HIGHS

	SEASON HIGHS		CAREER HIGHS	
DAVID AVIT				
Rushing Attempts	26	Hampton	26	2024, Hampton
Rushing Yards	183	Stony Brook	183	2024, Stony B.
Rushing Touchdowns	4	Stony Brook	183	2024, Stony B.
Long Rush	72	Stony Brook	72	2024, Stony B.
100+ Rushing Yards	2		2	
Receptions	3	Monmouth	3	2024, Mon.
Receiving Yards	43	Monmouth	43	2024, Mon.
Long Reception	37	Monmouth	37	2024, Mon.
All-Purpose Yards	183	Stony Brook	183	2024, Stony B.
ISAAH RAGLAND				
Rushing Attempts	17	Towson	17	2024, Towson
Rushing Yards	141	Towson	141	2024, Towson
Rushing Touchdowns	2	LIU	2	2024, LIU
Long Rush	65	Towson	65	2024, Towson
100+ Rushing Yards	1		2	
Receptions	2	3x	2	3x (2024)
Receiving Yards	30	Maryland	30	2024, Maryland
Long Reception	24	Maryland	24	2024, Maryland
All-Purpose Yards	141	Towson	141	2024, Towson
ELI SMITH				
Rushing Attempts	5	N.C. A&T	7	2x (2022)
Rushing Yards	17	2x	48	2022, W&M
Long Rush	9	N.C. A&T	18	2022, W&M
Receptions	1	Maine	1	2x
Receiving Yards	21	Maine	21	2024, Maine
Long Reception	21	Maine	21	2024, Maine
All-Purpose Yards	29	Maine	50	2022, W&M
JA'BRIEL MACE				
Rushing Attempts	13	Stony Brook	13	2x
Rushing Yards	46	Stony Brook	76	2023, Towson
Rushing Touchdowns	1	Stony Brook	1	2024, Stony B.
Long Rush	24	UNH	28	2023, Towson
Receptions	2	2x	2	2x (2024)
Receiving Yards	35	YSU	35	2024, YSU
Long Reception	35	YSU	35	2024, YSU
All-Purpose Yards	52	LIU	77	2023, Towson
ISAAH WRIGHT				
Rushing Attempts	6	Colgate	6	2024, Colgate
Rushing Yards	31	Stony Brook	31	2024, Stony B.
Rushing Touchdowns			1	2023, Stony B.
Long Rush	25	Stony Brook	25	2024, Stony B.
Receptions	1	Maine	1	2024, Maine
Receiving Yards	5	Maine	5	2024, Maine
Long Reception	5	Maine	5	2024, Maine
All-Purpose Yards	33	LIU	33	2024, LIU

VILLANOVA FOOTBALL GAME NOTES

VILLANOVA WIDE RECEIVERS/TIGHT ENDS

#5 JAYLAN SANCHEZ			#22 DEVIN SMITH			SEASON AND CAREER HIGHS			
RECEIVING STATS			RECEIVING STATS			SEASON HIGHS		CAREER HIGHS	
OPPONENT	REC-YDS-TD	LG	OPPONENT	REC-YDS-TD	LG				
Youngstown State	1-10-0	10	Youngstown State			JAYLAN SANCHEZ			
at Colgate	1-25-0	25	at Colgate	6-116-2	71	Receptions	5	Hampton	6 2023, NCAT
Towson	4-59-2	28	Towson	3-6-0	5	Receiving Yards	103	Hampton	158 2023, NCAT
at Maryland	3-9-0	3	at Maryland	5-62-1	17	Receiving Touchdowns	2	Towson	2 2x
LIU	2-55-0	45	LIU	4-29-0	18	Long Reception	72	Hampton	72 2024, Hampton
at Stony Brook	3-38-0	17	at Stony Brook	2-29-0	23	100+ Receiving Yards	1		4
at Maine	3-36-0	16	at Maine	1-4-0	4	All-Purpose Yards	103	Towson	157 2023, NCAT
New Hampshire	1-13-0	13	New Hampshire	3-60-1	31	100+ All-Purpose Yards	1		4
at Hampton	5-103-0	72	at Hampton	7-49-0	34	DEVIN SMITH			
North Carolina A&T	3-31-1	18	North Carolina A&T	3-36-1	17	Receptions	7	N.C. A&T	7 2024, N.C. A&T
at Monmouth	3-37-0	17	at Monmouth			Receiving Yards	116	Colgate	202 2023, Rich.
Delaware			Delaware			Receiving Touchdowns	2	Colgate	2 4x
SEASON	27-506-3	72	VILLANOVA	34-391-5	71	Long Reception	71	Colgate	91 2023, Rich.
CAREER	67-1197-7	72	CAREER	135-1909-20	91	100+ Receiving Yards	1		3
						All-Purpose Yards	149	Maryland	220 2023, Rich.
						100+ All-Purpose Yards	2		5
						LUCAS KOPECKY			
						Receptions	4	Maine	4 2024, Maine
						Receiving Yards	43	Maine	43 2024, Maine
						Receiving Touchdowns	1	2x	1 2x (2024)
						Long Reception	26	Stony Brook	26 2024, Stony B.
						All-Purpose Yards	43	Maine	43 2024, Maine
						DANIEL LOPES			
						Receptions	3	Colgate	3 2024, Colgate
						Receiving Yards	36	Colgate	39 2022, W&M
						Receiving Touchdowns			1 2x (2022)
						Long Reception	23	2x	39 2022, W&M
						All-Purpose Yards	23	2x	42 2022, W&M
						LUKE DALY			
						Receptions	2	2x	2 2x (2024)
						Receiving Yards	32	Stony Brook	45 2023, YSU
						Long Reception	32	Stony Brook	45 2023, YSU
						All-Purpose Yards	32	Stony Brook	45 2023, YSU
						KENYON MILES			
						Receptions	2	4x	2 4x (2024)
						Receiving Yards	21	Maine	21 2024, Maine
						Long Reception	16	Maine	20 2023, UAlbany
						All-Purpose Yards	21	Maine	21 2024, Maine
						NATE HILL			
						Receptions	1	Maryland	1 2x
						Receiving Yards	6	Maryland	6 2x
						Long Reception	6	Maryland	6 2x
						All-Purpose Yards	6	Maryland	6 2x
						CHRIS COLBY			
						Receptions	4	Monmouth	4 2024, Mon.
						Receiving Yards	56	Monmouth	56 2024, Mon.
						Long Reception	24	Maryland	24 2024, Maryland
						NOLAN CLAYTON			
						Receptions	1	3x	1 3x (2024)
						Receiving Yards	15	Colgate	15 2024, Colgate
						Long Reception	15	Colgate	15 2024, Colgate
						All-Purpose Yards	15	Colgate	15 2024, Colgate

VILLANOVA FOOTBALL GAME NOTES

VILLANOVA SPECIALISTS

#45 ETHAN GETTMAN

KICKING STATS

OPPONENT	PAT	FG	LG
Youngstown State	3-3	1-2	42
at Colgate	4-4	—	—
Towson	2-2	—	—
at Maryland	2-2	2-3	37
LIU	3-3	1-2	24
at Stony Brook	6-6	0-1	—
at Maine	1-1	0-1	—
New Hampshire	2-2	0-0	—
at Hampton	2-2	2-3	40
North Carolina A&T	4-4	1-1	33
at Monmouth	2-2	1-1	26
Delaware			
SEASON	31-31	8-14	42
VILLANOVA	31-31	8-14	42
CAREER	109-113	35-52	56

#45 ETHAN GETTMAN

PUNTING STATS

OPPONENT	#	Avg.	LG	I20
Youngstown State	3	46.0	62	2
at Colgate	5	43.8	48	1
Towson	6	38.7	49	2
at Maryland	4	43.0	55	0
LIU	4	39.0	45	2
at Stony Brook	4	43.5	50	0
at Maine	5	41.8	48	1
New Hampshire	4	43.0	72	0
at Hampton	7	44.9	52	3
North Carolina A&T	5	43.8	57	3
at Monmouth	2	39.5	44	0
Delaware				
SEASON	47	42.5	72	14
VILLANOVA	47	42.5	72	14
CAREER	121	38.7	82	33

SEASON HIGHS

CAREER HIGHS

ETHAN GETTMAN

Field Goals Made	2	2x	3	3x
Field Goals Attempted	3	2x	4	2022, Char. So.
Long Field Goal	42	YSU	56	2022, Campbell
40+ Yard Field Goals	2		9	
PATs Made	6	Stony Brook	8	2022, So. Ct. St.
PATs Attempted	6	Stony Brook	8	2022, So. Ct. St.
Punts	7	Hampton	7	2024, Hampton
Punting Yards	314	Hampton	314	2024, Hampton
Punting Average	46.0	YSU	48.0	2021, Saint Fran.
Long Punt	72	UNH	82	2021, Saint Fran.
Inside 20-Yard Line	14		33	
50+ Yard Punts	8		12	
Kickoffs	7	Stony Brook	9	2x (2022)
Kickoff Yards	443	Stony Brook	578	2022, So. Ct. St.
Kickoff Average	64.4	Hampton	65.7	2022, H. Cross

#30 JA'BRIEL MACE

OPPONENT

	KICK RETURNS NO-YDS-TD	AVG.	LG	PUNT RETURNS NO-YDS-TD	Avg.	LG
Youngstown State						
at Colgate						
Towson						
at Maryland						
LIU						
at Stony Brook						
at Maine						
New Hampshire	1-12-0	12.0	12			
at Hampton	1-26-0	26.0	26			
North Carolina A&T	2-90-0	45.0	50			
at Monmouth						
Delaware						
SEASON	4-128-0	32.0	50			
CAREER	4-128-0	32.0	50			

CONNOR WATKINS

Punts	1	3x	8	2021, Penn St.
Punting Yards	31	Colgate	277	2021, Penn St.
Punting Average	31.0	Colgate	40.5	2021, JMU
Long Punt	31	Colgate	50	2021, JMU
Inside 20-Yard Line	3		4	
50+ Yards Punts			1	

CHRISTIAN SAPP

Kickoff Returns	4	Towson	4	2024, Towson
Kickoff Return Yards	64	Towson	64	2024, Towson
Long Kickoff Return	42	YSU	42	2024, YSU

ETHAN POTTER

Kickoff Returns	1	2x	1	3x
Kickoff Return Yards	18	N.C. A&T	24	2022, Delaware
Long Kickoff Return	18	N.C. A&T	24	2022, Delaware

DEVIN SMITH

Kickoff Returns	4	Maryland	4	2024, Maryland
Kickoff Return Yards	87	Maryland	87	2024, Maryland
Long Kickoff Return	25	Maryland	30	2023, Howard
Punt Returns	2	Towson	2	2024, Towson
Punt Return Yards	19	Towson	19	2024, Towson
Long Punt Return	19	Towson	19	2024, Towson

NOLAN CLAYTON

Kickoff Returns	1	UNH	1	2024, LIU
Kickoff Return Yards	11	UNH	11	2024, UNH
Long Kickoff Return	11	UNH	11	2024, UNH

JASON HALL

Kickoff Returns	1	Towson	1	2023, Towson
Kickoff Return Yards	0	Towson	0	2023, Towson
Long Kickoff Return	0	Towson	0	2023, Towson

JA'BRIEL MACE

Kickoff Returns	2	Monmouth	2	2024, Mon.
Kickoff Return Yards	90	Monmouth	90	2024, Mon.
Long Kickoff Return	50	Monmouth	50	2024, Mon.

ISAIAH WRIGHT

Kickoff Returns	1	LIU	1	2024, LIU
Kickoff Return Yards	31	LIU	31	2024, LIU
Long Kickoff Return	31	LIU	31	2024, LIU

TANNER MADDOCKS

Punt Returns	3	Hampton	3	2024, Hampton
Punt Return Yards	29	Hampton	29	2024, Hampton
Long Punt Return	22	Stony Brook	22	2024, Stony B.

JAYLAN SANCHEZ

Kickoff Returns	1	2x	1	3x
Kickoff Return Yards	10	UAlbany	39	2022, W&M
Long Kickoff Return	10	UAlbany	30	2022, Hamp.

JULIAN GLANTZ

Kickoff Returns	1	Monmouth	1	2024, Mon.
Kickoff Return Yards	17	Monmouth	17	2024, Mon.
Long Kickoff Return	17	Monmouth	17	2024, Mon.

#3 TANNER MADDOCKS

OPPONENT

	KICK RETURNS NO-YDS-TD	AVG.	LG	PUNT RETURNS NO-YDS-TD	Avg.	LG
Youngstown State	DNP					
at Colgate	DNP					
Towson	DNP					
at Maryland						
LIU				1-0-0	0.0	0
at Stony Brook				1-22-0	22.0	22
at Maine						
New Hampshire				3-29-0	9.7	18
at Hampton						
North Carolina A&T				1-10-0	10.0	10
at Monmouth						
Delaware						
SEASON				6-61-0	10.2	22
CAREER				6-61-0	10.2	22

VILLANOVA FOOTBALL GAME NOTES

VILLANOVA DEFENSE

SEASON HIGHS

CAREER HIGHS

	Tackles	TFL	Sacks	Breakups		Tackles	TFL	Sacks	Breakups
Temi Ajirofutu					1, 2023	—	—	—	—
Brendan Bell	15, 10.5	4.5, 10.26	1.0, 3x	1, 9.14	15, 2024	4.5, 2024	1.0, 5x	1, 6x	
Damill Bostic	1, 9.7				1, 2024	—	—	—	—
Zahmir Dawud	4, 3x	1.0, 2x			4, 3x	1.0, 2x	—	1, 2023	
Newton Essiem	2, 10.5				2, 2024	—	—	—	—
Kyle Fay	1, 10.26				1, 2024	—	—	—	—
Timmy Furgeson	2, 2x				8, 2022	1.0, 2x	1.0, 2x	—	—
Ethan Gettman	1, 11.9				1, 2024	—	—	—	—
Julian Glantz	1, 11.2				1, 4x	—	—	—	—
Jalen Goodman	9, 2x	1.0, 10.26		1, 2x	13, 2020	1.5, 2021	—	2, 2019	
Jason Hall	1, 3x				1, 3x	—	—	—	—
Shane Hartzell	20, 10.6	2.0, 2x	2.0, 11.9		20, 2024	2.0, 4x	2.0, 2024	1, 3x	
Anthony Hawkins	1, 2x				1, 2x	—	—	—	—
Ayden Howard	6, 9.21	1.0, 2x	1.0, 8.29	1, 9.7	6, 2024	1.5, 2023	1.0, 2024	1, 2x	
Turner Inge	6, 10.19	1.0, 3x			6, 2024	2.0, 2023	1.0, 2023	—	—
Antonio Johnson					1, 2023	—	—	—	—
Colin Kennedy					3, 2023	—	—	—	—
Mike Kennedy	2, 11.2				2, 2024	—	—	—	—
Richie Kimmel	10, 2x	0.5, 9.14	0.5, 9.14	2, 9.28	10, 2x	1.5, 2023	0.5, 2024	2, 2024	
Dale Law					1, 2x	—	—	—	—
Daniel Lopes					1, 2023	—	—	—	—
Capri Martin	5, 9.14	1.0, 3x	1.0, 9.14		5, 2x	1.0, 3x	1.0, 2024	—	—
Nigel McSween	6, 11.2	1.0, 2x	1.0, 2x	1, 10.5	6, 2024	1.0, 2x	1.0, 2x	1, 2024	
Tyrell Mims	5, 9.14	1.0, 10.5		1, 2x	6, 3x	1.0, 5x	1.0, 2023	2, 2x	
Kaleb Moody	2, 11.2			1, 2x	10, 2023	1.5, 2023	1.0, 2023	2, 2x	
Ivan Murray	1, 2x				1, 2x	—	—	—	—
Jordan Nelson	7, 10.19	1.5, 10.19			7, 2024	1.5, 2024	—	1, 2023	
Obinna Nwobodo	6, 11.2	0.5, 3x	0.5, 9.14	1, 11.16	6, 2024	1.0, 2023	0.5, 2024	1, 2024	
Ugo Nwotite	1, 11.9				1, 2024	—	—	—	—
Josh Oluremi					1, 7x	—	—	—	—
Chandon Pierre	2, 8.29	0.5, 2x			5, 2021	1.0, 6x	1.0, 3x	—	—
Ethan Potter	10, 2x	0.5, 5x	0.5, 10.26	1, 3x	11, 2x	2.5, 2022	0.5, 2x	1, 9x	
Garrett Rogan	1, 11.9				1, 2x	—	—	—	—
Jaylan Sanchez	1, 2x				1, 2x	—	—	—	—
Christian Sapp	6, 9.14	1.0, 9.14		1, 11.9	6, 2024	1.0, 4x	1.0, 2023	1, 2x	
Chuck Smith	5, 11.2	1.0, 9.28	0.5, 9.7		8, 2021	1.5, 2x	1.5, 2023	1, 2023	
Devin Smith					1, 2x	—	—	—	—
JR Strauss	2, 10.5				2, 2x	1.0, 2023	—	—	—
Ty Trinh	8, 11.16	2.0, 9.21		1, 3x	12, 2023	2.0, 2x	—	2, 2x	
Stephane Voltaire					1, 2023	—	—	—	—
Isas Waxter	6, 10.19	1.0, 2x		1, 2x	7, 2019	1.0, 6x	1.0, 2021	2, 2023	
Jayvont Williams	1, 10.5				1, 2x	—	—	—	—
Jon Wyatt	3, 9.7	0.5, 9.7			3, 2024	0.5, 2024	—	1, 2x	

GAME BY GAME DEFENSIVE STATISTICS

OPPONENT	TFL	SACKS	FF	FR	INT	PBU	BLK	YARDS	POINTS
Youngstown State	5-15	1-1	1	1	2	2	0	321	17
at Colgate	5-21	1-12	0	0	1	2	0	264	3
Towson	4-21	3-17	1	0	0	4	2	394	13
at Maryland	7-17	1-7	1	1	1	1	0	497	38
LIU	1-5	0-0	0	2	0	3	0	176	10
at Stony Brook	7-29	2-19	2	1	1	2	0	310	24
at Maine	5-17	1-11	2	1	0	0	0	341	35
New Hampshire	9-38	2-20	1	1	0	2	0	254	6
at Hampton	5-12	2-3	0	0	1	2	0	239	14
North Carolina A&T	5-13	2-4	0	0	0	2	0	169	3
at Monmouth	3-13	0-0	0	0	0	1	0	502	40
Delaware									
TOTAL	56-201	15-94	8	7	6	21	2	3467	203

VILLANOVA FOOTBALL GAME NOTES

GAME BY GAME TACKLES

Total Tackles	UA-A	TOT	YSU	COL	TOW	MD	LIU	SB	ME	UNH	HAM	NCAT	MON	DEL
Shane Hartzell	45-48	93	7-4	4-2	0-8	5-2	3-4	5-6	4-1	8-12	5-4	3-5	1-0	
Brendan Bell	48-43	91	5-6	9-1	2-10	4-1	3-1	7-8	1-3	6-3	3-4	2-4	6-2	
Ethan Potter	32-30	62	4-2	2-2	2-3	7-3	0-2	1-6	6-4	3-5	5-2	1-0	1-1	
Richie Kimmel	14-37	51	2-8	1-4	1-6	2-1	0-0	3-7	1-0	DNP	3-3	0-5	1-3	
Jalen Goodman	33-12	45	6-1	3-0	6-3	3-2	2-0	2-1	0-1	5-4	1-1	3-0	2-0	
Ty Trinh	27-13	40	5-0	4-2	0-2	4-1	1-2	1-3	1-1	1-1	1-0	2-0	7-1	
Ayden Howard	12-20	32	1-2	1-1	0-1	4-2	0-3	2-1	1-2	0-2	0-3	1-1	2-2	
Turner Inge	17-13	30	1-0	2-1	1-0	2-0	2-0	2-2	0-6	1-3	1-0	1-0	4-1	
Isas Waxter	21-7	28	DNP	0-0	1-2	2-0	2-0	4-0	5-1	3-2	1-1	3-1	0-0	
Obinna Nwobodo	13-15	28	1-0	1-0	0-4	1-0	0-0	0-1	1-4	0-3	3-3	1-0	5-0	
Chuck Smith	10-17	27	0-1	1-2	0-4	0-1	1-0	1-2	0-2	0-1	3-2	2-1	2-1	
Zahmir Dawud	19-7	26	3-1	2-0	1-3	2-1	0-0	0-0	2-1	2-1	2-0	1-0	4-0	
Tyrell Mims	21-3	24	1-0	DNP	4-1	3-1	4-0	2-1	1-0	3-0	0-0	1-0	2-0	
Nigel McSween	11-12	23	1-0	0-1	1-2	1-0	0-1	3-1	0-3	0-3	5-1	0-0	0-0	
Capri Martin	7-11	18	1-1	0-0	1-4	1-2	0-0	1-0	0-1	1-1	0-1	1-0	1-1	
Jordan Nelson	6-12	18	0-0	0-1	0-2	1-1	2-0	1-1	1-6	0-0	0-0	1-1	0-0	
Christian Sapp	14-3	17	2-0	3-1	5-1	DNP	DNP	1-0	1-0	1-1	0-0	1-0	0-0	
Newton Essiem	4-2	6	0-0	1-0	0-0	1-0	0-0	0-2	1-0	0-0	0-0	1-0	DNP	
JR Strauss	3-3	6	0-0	0-0	0-0	0-0	0-0	1-1	0-1	0-0	0-1	1-0	1-0	
Mike Kennedy	1-5	6	0-0	0-0	0-1	0-1	1-0	0-0	0-0	0-0	0-2	0-1	0-0	
Chandon Pierre	1-5	6	0-2	DNP	DNP	0-1	0-0	0-0	0-1	1-0	0-1	0-0	DNP	
Kaleb Moody	2-2	3	0-0	0-0	0-1	0-0	0-0	0-0	0-0	0-0	1-1	0-0	1-0	
Jon Wyatt	2-2	4	0-0	1-2	0-0	0-0	DNP	1-0	0-0	DNP	DNP	0-0	DNP	
Jason Hall	3-0	3	1-0	1-0	0-0	0-0	0-0	1-0	0-0	0-0	0-0	0-0	0-0	
Anthony Hawkins	2-0	2	DNP	DNP	DNP	DNP	DNP	DNP	DNP	DNP	1-0	1-0	DNP	
Ivan Murray	1-1	2	DNP	0-0	0-0	1-0	0-1	0-0	0-0	DNP	DNP	DNP	DNP	
Jaylan Sanchez	1-1	2	0-0	0-0	0-0	0-0	0-0	0-0	0-0	0-1	0-0	1-0	0-0	
Timmy Furgeson	0-2	2	0-0	0-0	0-0	0-0	0-0	0-0	0-0	0-1	0-1	0-0	0-0	
Damill Bostic	1-0	1	0-0	1-0	DNP	DNP	DNP	DNP	DNP	DNP	DNP	0-0	DNP	
Kyle Fay	1-0	1	0-0	0-0	0-0	0-0	0-0	0-0	0-0	1-0	DNP	DNP	0-0	
Ethan Gettman	1-0	1	0-0	0-0	0-0	0-0	0-0	0-0	0-0	0-0	0-0	1-0	0-0	
Garrett Rogan	1-0	1	DNP	DNP	0-0	0-0	0-0	0-0	0-0	0-0	0-0	1-0	0-0	
Julian Glantz	0-1	1	DNP	0-0	0-0	0-0	0-0	0-0	0-0	0-0	0-1	0-0	0-0	
Ugo Nwotite	0-1	1	DNP	DNP	DNP	DNP	0-0	DNP	DNP	0-0	DNP	0-1	DNP	
Jayvont Williams	0-1	1	DNP	0-0	0-0	0-0	0-0	0-1	0-0	0-0	0-0	0-0	DNP	
TOTAL	374-330	704	41-28	37-20	25-58	44-20	21-14	39-44	26-38	36-44	35-32	30-20	40-12	

SPECIAL TEAMS TACKLES

Total Tackles	KO-PU	TOT	YSU	COL	TOW	MD	LIU	SB	ME	UNH	HAM	NCAT	MON	DEL
Turner Inge	3-1	4	1-0	0-0	0-1	0-0	0-0	2-0	0-0	0-0	0-0	0-0	0-0	
Tyrell Mims	2-2	4	1-0	0-0	0-1	0-0	0-1	1-0	0-0	0-0	0-0	0-0	0-0	
Jason Hall	3-0	3	1-0	1-0	0-0	0-0	0-0	1-0	0-0	0-0	0-0	0-0	0-0	
JR Strauss	3-0	3	0-0	0-0	0-0	0-0	0-0	0-0	0-0	0-0	1-0	1-0	1-0	
Ethan Potter	2-1	3	1-0	0-0	0-0	0-0	0-0	0-0	1-0	0-1	0-0	0-0	0-0	
Brendan Bell	2-0	2	0-0	0-0	0-0	0-0	0-0	1-0	0-0	0-0	0-0	0-0	1-0	
Jalen Goodman	2-0	2	1-0	0-0	0-0	0-0	0-0	0-0	0-0	0-0	0-0	1-0	0-0	
Christian Sapp	2-0	2	0-0	0-0	2-0	DNP	DNP	0-0	0-0	0-0	0-0	0-0	0-0	
Ethan Gettman	1-0	1	0-0	0-0	0-0	0-0	0-0	0-0	0-0	0-0	0-0	1-0	0-0	
Julian Glantz	1-0	1	DNP	0-0	0-0	0-0	0-0	0-0	0-0	0-0	1-0	0-0	0-0	
Jordan Nelson	1-0	1	0-0	0-0	0-0	0-0	0-0	1-0	0-0	0-0	0-0	0-0	0-0	
Timmy Furgeson	0-2	2	0-0	0-0	0-0	0-0	0-0	0-0	0-0	0-1	0-1	0-0	0-0	
Jaylan Sanchez	0-2	2	0-0	0-0	0-0	0-0	0-0	0-0	0-0	0-1	0-0	0-1	0-0	
Ayden Howard	0-1	1	0-0	0-0	0-0	0-1	0-0	0-0	0-0	0-0	0-0	0-0	0-0	
Kaleb Moody	0-1	1	0-0	0-0	0-0	0-0	0-0	0-0	0-0	0-0	0-1	0-0	0-0	
TOTAL	22-10	32	5-0	1-0	2-2	0-1	0-1	6-0	1-0	0-3	2-2	3-1	2-0	

VILLANOVA FOOTBALL GAME NOTES

GAME BY GAME STARTERS

OFFENSE	QB	RB	WR	WR	WR	TE/WR	LT	LG	C	RG	RT
YSU	Watkins	Ragland	Sanchez	D. Smith	Miles	Lopes	Voltaire	Broderick	Picard	McCullers	Ajirotutu
Colgate	Watkins	Ragland	Sanchez	D. Smith	Miles	Clayton	Voltaire	Ajirotutu	Picard	McCullers	Fay
Towson	Watkins	Ragland	Sanchez	D. Smith	Miles	Clayton	Voltaire	Ajirotutu	Picard	McCullers	Fay
Maryland	Watkins	Ragland	Sanchez	D. Smith	Miles	Clayton	Voltaire	Cregan	Picard	McCullers	Fay
LIU	Watkins	Ragland	Sanchez	Lopes	Miles	Clayton	Voltaire	Broderick	Picard	McCullers	Fay
Stony Brook	Watkins	Mace	Sanchez	D. Smith	Miles	Lopes	Voltaire	Ajirotutu	Picard	McCullers	Fay
Maine	Watkins	Mace	Sanchez	D. Smith	Miles	Clayton	Voltaire	Broderick	Picard	McCullers	Fay
UNH	Watkins	Avit	Sanchez	D. Smith	Kopecky	Lopes	Voltaire	Broderick	Picard	McCullers	Fay
Hampton	Watkins	Avit	Sanchez	D. Smith	Kopecky	Clayton	Voltaire	Broderick	Picard	McCullers	Cregan
NC A&T	Watkins	Avit	Sanchez	D. Smith	Kopecky	Clayton	Voltaire	Broderick	Picard	McCullers	Cregan
Monmouth Delaware	Watkins	Avit	Sanchez	D. Smith	Kopecky	Lopes	Voltaire	Broderick	Picard	McCullers	Fay

DEFENSE	DE	DT	DE	LB	LB	LB	CB	CB	FS	WS	SS
YSU	C. Smith	Nwobodo	Pierre	Hartzell	Kimmel	Bell	Mims	Dawud	Goodman	Potter	Trinh
Colgate	C. Smith	Nwobodo	Martin	Hartzell	Kimmel	Bell	Wyatt	Dawud	Goodman	Potter	Trinh
Towson	C. Smith	Nwobodo	Martin	Hartzell	Kimmel	Bell	Mims	Waxter	Goodman	Potter	Trinh
Maryland	C. Smith	Nwobodo	Martin	Hartzell	Kimmel	Bell	Mims	Waxter	Goodman	Potter	Trinh
LIU	Howard	Nwobodo	Martin	Hartzell	Kimmel	Bell	Mims	Waxter	Goodman	Potter	Trinh
Stony Brook	Howard	Nwobodo	Martin	Hartzell	Kimmel	Bell	Mims	Waxter	Goodman	Potter	Trinh
Maine	Howard	Nwobodo	Martin	Hartzell	Kimmel	Bell	Mims	Waxter	Goodman	Potter	Trinh
UNH	Howard	Nwobodo	Martin	Hartzell	Inge	Bell	Mims	Waxter	Goodman	Potter	Trinh
Hampton	Howard	Nwobodo	Martin	Hartzell	Kimmel	Bell	Mims	Waxter	Goodman	Potter	Trinh
NC A&T	Howard	Nwobodo	Martin	Hartzell	Kimmel	Bell	Mims	Waxter	Goodman	Potter	Trinh
Monmouth Delaware	Howard	Nwobodo	Martin	Hartzell	Kimmel	Bell	Mims	Waxter	Goodman	Potter	Trinh

VILLANOVA SCORING DRIVES

OPP	QTR	TIME	PL/YDS/TM	RES	PLAY	OPP	QTR	TIME	PL/YDS/TM	RES	PLAY
YSU	1	8:57	6/42/2:43	FG	Gettman 42 yard field goal	HAMP	1	2:13	11/48/5:02	FG	Gettman 29 yard field goal
YSU	1	1:23	7/79/4:04	TD	Watkins 14 yard run	HAMP	2	7:11	5/26/2:06	TD	Avig 1 yard run
YSU	2	2:20	7/45/3:57	TD	Ragland 3 yard run	HAMP	3	10:06	10/52/4:54	FG	Gettman 40 yard field goal
YSU	3	10:52	4/88/2:23	TD	Watkins 29 yard run	HAMP	3	4:59	5/78/2:35	TD	Bell 4 yard run
COL	1	2:59	2/72/0:51	TD	D. Smith 71 yard reception	NCAT	1	9:23	9/56/4:42	TD	Sanchez 18 yard reception
COL	3	11:53	6/63/2:59	TD	Ragland 1 yard run	NCAT	2	11:13	11/44/5:30	FG	Gettman 33 yard field goal
COL	4	10:06	10/69/5:59	TD	D. Smith 8 yard reception	NCAT	3	10:03	9/70/4:52	TD	Watkins 13 yard run
COL	4	3:59	8/52/4:57	TD	Watkins 13 yard run	NCAT	3	5:05	5/80/3:08	TD	Watkins 12 yard run
						NCAT	4	11:22	10/51/5:38	TD	Avit 1 yard run
TOW	2	12:10	9/54/4:46	TD	Sanchez 20 yd reception	MON	1	2:19	14/73/8:36	TD	Watkins 2 yard run
TOW	3	1:16	4/80/2:31	TD	Sanchez 6 yd reception	MON	2	6:26	8/59/4:10	TD	Avit 25 yard run
MD	3	7:17	4/-8/1:20	FG	Gettman 33 yard field goal	MON	3	6:50	7/35/3:22	FG	Gettman 26 yard field goal
MD	3	4:15	6/53/3:00	TD	D. Smith 17 yard reception	MON	4	14:50	10/75/5:11	TD	Watkins 6 yard run
MD	4	10:33	11/55/5:03	FG	Gettman 37 yard field goal	MON	4	6:03	12/79/3:25	TD	D. Smith 17 yard reception
MD	4	1:11	9/80/4:14	TD	Maddocks 8 yard run						
LIU	1	7:55	13/84/6:55	FG	Gettman 24 yard field goal						
LIU	1	3:04	3/19/1:57	TD	Ragland 12 yard run						
LIU	2	0:34	11/89/4:50	TD	Ragland 1 yard run						
LIU	4	14:55	2/19/0:17	TD	Avit 5 yard run						
SB	1	0:00	6/92/3:03	TD	Kopecky 26 yard reception						
SB	2	3:03	6/70/2:36	TD	Avit 1 yard run						
SB	3	7:08	2/26/0:42	TD	Avit 1 yard run						
SB	3	3:47	3/80/1:22	TD	Avit 59 yard run						
SB	4	8:40	1/72/0:11	TD	Avit 72 yard run						
SB	4	2:26	9/64/5:05	TD	Mace 21 yard run						
UM	4	1:50	12/66/5:11	TD	Maddocks 7 yard run						
UNH	2	11:27	10/81/4:38	TD	Kopecky 25 yard reception						
UNH	4	8:21	9/99/5:24	TD	D. Smith 19 yard reception						

VILLANOVA FOOTBALL GAME NOTES

LONG PLAYS BY THE NUMBERS

YARDS	NO.	TD
100+	0	0
90-99	0	0
80-89	0	0
70-79	3	2
60-69	1	0
50-59	3	1
40-49	4	0
30-39	9	0
20-29	40	6

LONG PLAYS BY TYPE

PLAY	NO.	TD
Rushing	18	5
Passing	23	4
Punt Returns	1	0
Kick Returns	17	0
Interceptions	1	0
Fumble Returns	0	0
Other	0	0
TOTAL	60	9

LONGEST PLAYS OF THE YEAR

RUSHING	
72	David Avit vs. Stony Brook
RUSHING TOUCHDOWN	
72	David Avit vs. Stony Brook
PASSING	
72	Connor Watkins vs. Hampton
PASSING TOUCHDOWN	
71	Connor Watkins vs. Colgate
RECEPTION	
72	Jaylan Sanchez vs. Hampton
RECEIVING TOUCHDOWN	
71	Devin Smith vs. Colgate
PUNT RETURN	
22	Tanner Maddocks vs. Stony Brook
KICK RETURN	
50	Ja’briel Mace vs. Monmouth
INTERCEPTION RETURN	
24	Ty Trinh vs. Maryland
FUMBLE RETURN	
18	Shane Hartzell vs. LIU
PUNT	
72	Ethan Gettman vs. New Hampshire
FIELD GOAL	
42	Ethan Gettman vs. Youngstown State

LONGEST PLAYS OF THE YEAR (20+ YARDS)

YDS	TYPE	PLAYER	OPPONENT
72*	Rush	David Avit	Stony Brook
72	Pass	Connor Watkins to Jaylan Sanchez	Hampton
71*	Pass	Connor Watkins to Devin Smith	Colgate
65	Rush	Isaiah Ragland	Towson
59*	Rush	David Avit	Stony Brook
55	Rush	Isaiah Ragland	North Carolina A&T
50	KR	Ja’briel Mace	Monmouth
45	Rush	Connor Watkins	Youngstown State
45	Pass	Connor Watkins to Jaylan Sanchez	LIU
42	KR	Christian Sapp	Youngstown State
40	KR	Ja’briel Mace	Monmouth
37	Pass	Connor Watkins to David Avit	Monmouth
36	KR	Christian Sapp	Colgate
35	Pass	Connor Watkins to Ja’briel Mace	Youngstown State
35	Rush	Connor Watkins	Stony Brook
34	Pass	Connor Watkins to Devin Smith	North Carolina A&T
32	Pass	Connor Watkins to Luke Daly	Stony Brook
31	Rush	Isaiah Ragland	Youngstown State
31	KR	Isaiah Wright	LIU
31	Pass	Connor Watkins to Devin Smith	New Hampshire
29*	Rush	Connor Watkins	Youngstown State
28	Pass	Connor Watkins to Jaylan Sanchez	Towson
28	KR	Devin Smith	Maine
27	Rush	Connor Watkins	Hampton
26*	Pass	Connor Watkins to Lucas Kopecky	Stony Brook
26	KR	Ja’briel Mace	Hampton
25	Pass	Connor Watkins to Jaylan Sanchez	Colgate
25	KR	Devin Smith	Maryland
25	Pass	Connor Watkins to Ja’briel Mace	LIU
25	Rush	David Avit	Stony Brook
25	Rush	Isaiah Wright	Stony Brook
25*	Pass	Connor Watkins to Lucas Kopecky	New Hampshire
25*	Rush	David Avit	Monmouth
24	Pass	Connor Watkins to Isaiah Ragland	Maryland
24	Pass	Tanner Maddocks to Chris Colby	Maryland
24	INT	Ty Trinh	Maryland
24	KR	Devin Smith	Maine
24	Rush	Ja’briel Mace	New Hampshire
23	Pass	Connor Watkins to Daniel Lopes	Youngstown State
23	Pass	Connor Watkins to Daniel Lopes	Colgate
23	Rush	Isaiah Ragland	Colgate
23	Rush	Ja’briel Mace	Maryland
23	Pass	Connor Watkins to Devin Smith	Stony Brook
23	Pass	Tanner Maddocks to Chris Colby	Maine
23	KR	Devin Smith	Maine
22	KR	Christian Sapp	Towson
22	KR	Devin Smith	Maryland
22	PR	Tanner Maddocks	Stony Brook
21	KR	Christian Sapp	Colgate
21	KR	Christian Sapp	Towson
21*	Rush	Ja’briel Mace	Stony Brook
21	Pass	Tanner Maddocks to Eli Smith	Maine
21	Pass	Connor Watkins to David Avit	North Carolina A&T
20	Rush	David Avit	Youngstown State
20	Pass	Connor Watkins to Devin Smith	Colgate
20*	Pass	Connor Watkins to Jaylan Sanchez	Towson
20	KR	Devin Smith	Maryland
20	KR	Devin Smith	Maryland
20	KR	Devin Smith	Maine
20	Rush	Connor Watkins	New Hampshire

* denotes a touchdown

20-YARD PLUS BY PLAYER

PLAYER	NO.	TD	RUSH	REC.	KR	PR	IR	FR
D. Smith	13	1	0	5	8	0	0	0
Mace	8	1	3	2	3	0	0	0
Avit	7	3	5	2	0	0	0	0
Watkins	5	1	5	0	0	0	0	0
Sanchez	5	1	0	5	0	0	0	0
Ragland	5	0	4	1	0	0	0	0
Sapp	5	0	0	0	5	0	0	0
Kopecky	2	2	0	2	0	0	0	0
Wright	2	0	1	0	1	0	0	0
Colby	2	0	0	2	0	0	0	0
Lopes	2	0	0	2	0	0	0	0
Daly	1	0	0	1	0	0	0	0
E. Smith	1	0	0	1	0	0	0	0
Maddocks	1	0	0	0	0	1	0	0
Trinh	1	0	0	0	0	0	1	0
TOTAL	60	9	18	23	17	1	1	0

VILLANOVA FOOTBALL GAME NOTES

MISCELLANEOUS STATS

NON-OFFENSIVE TOUCHDOWNS

Player	Type	Yds	Opponent

POINTS OFF TURNOVERS

OPPONENT	VU TO	OPP PTS	OPP TO	VU PTS	+/-
Youngstown State	0	0	3	3	+3
at Colgate	0	0	1	0	0
Towson	2	0	0	0	0
at Maryland	0	0	2	3	+3
LIU	0	0	2	14	+14
at Stony Brook	1	7	2	7	0
at Maine	4	7	1	0	-7
New Hampshire	2	0	1	0	0
at Hampton	0	0	1	0	0
N.C. A&T	0	0	0	0	0
at Monmouth	0	0	0	0	0
Delaware					
TOTAL	9	14	13	27	+13

CAREER INTERCEPTIONS

Player	INT	Return Yards	Long	TD
Tyrell Mims	4	0	0	0
Ty Trinh	3	42	24	0
Christian Sapp	3	0	0	0
Jalen Goodman	2	104	81	1
Zahmir Dawud	2	2	2	0
Isas Waxter	2	0	0	0
Shane Hartzell	1	19	19	0
Brendan Bell	1	17	17	0
Richie Kimmel	1	0	0	0
Ethan Potter	1	1	1	0

CAREER FUMBLES

Player	FF	FR	Return Yards	TD
Brendan Bell	3	2	0	0
Zahmir Dawud	1	0	0	0
Timmy Furgeson	1	3	3	0
Jalen Goodman	1	2	0	0
Shane Hartzell	2	1	18	0
Richie Kimmel	0	2	1	0
Tyrell Mims	0	2	0	0
Jodan Nelson	0	1	0	0
Chandon Pierre	1	0	0	0
Ethan Potter	1	1	0	0
Christian Sapp	1	0	0	0
Chuck Smith	4	2	0	0
Ty Trinh	1	2	0	0
Isas Waxter	3	1	0	0

CAREER BLOCKED KICKS

Player	Type	Opponent	Date
Brendan Bell	Punt	UAlbany	10.16.21
Richie Kimmel	Punt	Delaware	11.19.22
Tyrell Mims	Punt	William & Mary	10.30.21
JR Strauss	FG	Towson	9.16.24
Obinna Nwobodo	FG	Towson	9.16.24

CAREER 100-YARD RUSHING GAMES

Player	Yds.	Att.	TD	Opp.	Date
David Avit	160	24	1	LIU	9.28.24
David Avit	183	13	4	Stony B.	10.5.24
Isaiah Ragland	126	15	0	Elon	10.14.23
Isaiah Ralgnad	141	17	0	Towson	9.16.24
Connor Watkins	130	11	2	Hampton	10.29.22
Connor Watkins	113	10	3	URI	9.23.23
Connor Watkins	125	13	0	Elon	10.14.23
Connor Watkins	107	10	2	YSU	8.29.24

CAREER 100-YARD RECEIVING GAMES

Player	Yds.	Rec.	TD	Opp.	Date
Jaylan Sanchez	128	2	0	Colgate	9.9.23
Jaylan Sanchez	158	6	2	NC A&T	10.7.23
Jaylan Sanchez	103	4	1	Stony B.	10.28.23
Jaylan Sanchez	103	5	0	Hampton	11.2.24
Devin Smith	103	4	1	S. Car. St.	10.26.23
Devin Smith	202	6	1	Richmond	11.25.23
Devin Smith	116	6	2	Colgate	9.7.24

CAREER 300-YARD PASSING GAMES

Player	Yds.	C-A-I	TD	Opp.	Date
Connor Watkins	310	8-11-0	2	Colgate	9.9.23
Connor Watkins	361	13-19-0	4	Stony B.	10.28.23

CAREER DOUBLE DIGIT TACKLE GAMES

Player	TOT	UA-A	Opp.	Date
Brendan Bell	10	5-5	Towson	11.5.22
Brendan Bell	12	9-3	Delaware	11.19.22
Brendan Bell	14	8-6	UNH	11.4.23
Brendan Bell	12	4-8	Delaware	11.18.23
Brendan Bell	11	5-6	YSU	8.29.24
Brendan Bell	10	9-1	Colgate	9.7.24
Brendan Bell	12	2-10	Towson	9.14.24
Brendan Bell	15	7-8	Stony Brook	10.5.24
Jalen Goodman	13	10-3	URI	3.13.21
Jalen Goodman	12	10-2	Holy Cr.	12.3.21
Jalen Goodman	12	5-7	Delaware	11.19.22
Shane Hartzell	15	8-7	Richmond	10.15.22
Shane Hartzell	10	6-4	Delaware	11.19.22
Shane Hartzell	10	4-6	UNH	11.4.23
Shane Hartzell	14	7-7	YSU	12.2.23
Shane Hartzell	11	7-4	YSU	8.29.24
Shane Hartzell	11	5-6	Stony Brook	10.5.24
Shane Hartzell	20	8-12	UNH	10.26.24
Richie Kimmel	10	2-8	YSU	8.29.24
Richie Kimmel	10	3-7	Stony Brook	10.5.24
Kaleb Moody	10	5-5	Brown	9.22.23
Ethan Potter	11	4-7	Maine	10.1.22
Ethan Potter	11	6-5	Richmond	10.15.22
Ethan Potter	10	7-3	Maryland	9.21.24
Ethan Potter	10	6-4	Maine	10.19.24
Ty Trinh	12	7-5	UNH	11.4.23

VILLANOVA FOOTBALL GAME NOTES

DEFENSE/SPECIAL TEAMS TOUCHDOWNS

(since becoming an FCS member in 1985)

PLAY	TDs
DEFENSE (67)	
Interception Return.....	43
Fumble Return.....	18
Blocked Punt Return.....	5
Blocked Field Goal Return.....	1
SPECIAL TEAMS (17)	
Kick Return.....	15
Punt Return.....	2
TOTAL	84

LONGEST TOUCHDOWNS BY TYPE

Interception Return

100 yards by Rob Rolle on September 17, 2016 vs. Towson

Fumble Return

99 yards by Jaquan Amos on October 7, 2017 vs. Maine

Return of Blocked Punt

33 yards by Ademole Turner on September 21, 1996 vs. Fordham

Return of Blocked Field Goal

73 yards by Craig James on September 28, 2013 vs. Penn

Kick Return

100 yards by Nowoola Awopetu on November 9, 2019 vs. Richmond

Punt Return

66 yards by Poppy Livers on October 20, 2012 vs. Georgia State

DEFENSIVE/SPECIAL TEAMS TDS BY YEAR

DEFENSE

4	2000, 2016, 2017, 2019
3	2004, 2005, 2007, 2009, 2012, 2013
2	1986 1989, 1991, 1992, 1994, 1996, 1999, 2003, 2008, 2010, 2011, 2014, 2018, 2021
1	1997, 1998, 2001, 2022, 2023

SPECIAL TEAMS

2	2000, 2010
1	1996, 1997, 1998, 2001, 2002, 2003, 2004, 2007, 2008, 2009, 2012, 2017, 2019

DEFENSIVE/SPECIAL TEAMS TDS BY MONTH

August	3
September	35
October	21
November	22
December	3

DEFENSIVE/SPECIAL TEAMS TDS BY PLAYER

DEFENSIVE TOUCHDOWNS	TDs
Jaquan Amos	4
Jimmy Pitts.....	3
Ronnie Akins	2
Nowoola Awopetu	2
Brian Barajas	2
Eric Loper	2
Rob Rolle	2
Joe Sarnese	2
Jeff Steeb	2
Daryl Stewart.....	2
Danny Abraham.....	1
Darrell Adams	1
TD Ayo-Durojaiye	1
Rodney Badger	1
Christian Benford.....	1
Austin Calitro	1
Clarence Curry	1
Chris Curtis.....	1
John Dempsey	1
Curtis Eller.....	1
Brennan Erbeznik.....	1
Jalen Goodman.....	1
Sean Goodrich	1
Mike Hoffman	1
Brian Hulea	1
Keeling Hunter.....	1
Craig James	1
Gary Johnson	1
Marlon Johnson.....	1
Joe Keating.....	1
Salim Koroma	1
Tanoh Kpassagnon	1
Tim Kukucka	1
DeLonne Kelly	1
Kevin Long.....	1
Jason McMillion	1
Jerry Miles	1
Martel Moody.....	1
Steven Neugebauer.....	1
Osayi Osunde	1
Delmon Robertson	1
Bobby Rosato	1
Dan Silva	1
Kwesi Solomon.....	1
Rich Spugnardi.....	1
Terence Taylor.....	1
Elijah Trent.....	1
Ademole Turner	1
Ray Ventrone	1
Ross Ventrone.....	1
Curtis Waltman	1
Aaron Weems	1
Darrel Young	1

SPECIAL TEAMS TOUCHDOWNS

	TDs
Brian Westbrook.....	5
Angelo Babbaro.....	3
Martin Gibson.....	3
Matt Szczur	2
Nowoola Awopetu	1
Poppy Livers.....	1
Taurus Phillips	1
Ademole Turner.....	1

VILLANOVA FOOTBALL GAME NOTES

SINGLE GAME HIGHS

INDIVIDUAL SINGLE GAME HIGHS

Category	No.	Player
Rushes	26	David Avit, Hampton
Rushing Yards	183	David Avit, Stony Brook
Rushing TDs	4	David Avit, Stony Brook
Long Rush	72	David Avit, Stony Brook
Pass Attempts	32	Connor Watkins, Monmouth
Pass Completions	20	Connor Watkins, Monmouth
Passing Yards	247	Connor Watkins, Colgate
Passing TDs	2	Connor Watkins, Colgate/Towson/UNH
Long Pass	72	Connor Watkins, Hampton
Receptions	7	Devin Smith, North Carolina A&T
Receiving Yards	116	Devin Smith, Colgate
Receiving TDs	2	D. Smith, Colgate; J. Sanchez, Towson
Long Reception	72	Jaylan Sanchez, Hampton
Field Goals	2	Ethan Gettman, Maryland/Hampton
Long Field Goal	42	Ethan Gettman, Youngstown State
Punts	7	Ethan Gettman, Hampton
Punting Average	46.0	Ethan Gettman, Youngstown State
Long Punt	72	Ethan Gettman, New Hampshire
Punts Inside 20	3	Ethan Gettman, Hampton/N.C. A&T
Long Punt Return	22	Tanner Maddocks, Stony Brook
Long Kick Return	50	Ja'briel Mace, Monmouth
Long INT Return	24	Ty Trinh, Maryland
Long FR Return	18	Shane Hartzell, LIU
Tackles	20	Shane Hartzell, New Hampshire
Tackles For Loss	4.5	Brendan Bell, New Hampshire
Sacks	2.0	Shane Hartzell, North Carolina A&T
Interceptions	1	6x

OPPONENT SINGLE GAME HIGHS

Category	No.	Player
Rushes	24	Roland Dempster, Stony Brook
Rushing Yards	135	Devin Matthews, Towson
Rushing TDs	3	Roland Dempster, Stony Brook
Long Rush	70	Devin Matthews, Towson
Pass Attempts	36	Sean Brown, Towson
Pass Completions	28	Billy Edwards Jr., Maryland
Passing Yards	358	Derek Robertson, Monmouth
Passing TDs	3	C. Peevy, Maine; D. Robertson, Monmouth
Long Pass	61	Billy Edwards Jr., Maryland
Receptions	14	Tai Felton, Maryland
Receiving Yards	157	Tai Felon, Maryland
Receiving TDs	1	10x
Long Reception	61	Tai Felton, Maryland
Field Goals	2	K. Vaughan, Towson; N. Mazzie, UNH
Long Field Goal	46	Jack Howes, Maryland
Punts	8	Taylor, Stony Brook; Starling, Hampton
Punting Average	55.0	Brendon Kilpatrick, Youngstown State
Long Punt	70	DJ Page, North Carolina A&T
Punts Inside 20	2	5x
Long Punt Return	27	Braeden Wisloski, Maryland
Long Kick Return	47	Cortez Lane, North Carolina A&T
Long INT Return	0	D. Vaught/S. Smalls, Maine
Long FR Return	9	Ryan Toscano, New Hampshire
Tackles	11	Cole Kozlowski, Colgate
Tackles For Loss	2.5	J. Silver, UNH; H. Daniel, N.C. A&T
Sacks	2.0	I. Henderson, Maine; J. Silver, UNH
Interceptions	1	D. Vaught/S. Smalls, Maine

TEAM SINGLE GAME HIGHS

Category	No.	Villanova
Rushes	53	LIU
Rushing Yards	280	Stony Brook
Yards Per Rush	8.2 (30/246)	Youngstown State
Rushing TDs	5	Stony Brook
Pass Attempts	40	Maine
Pass Completions	20	Monmouth
Passing Yards	247	Colgate
Yards Per Pass	8.8 (247/28)	Colgate
Passing TDs	2	Colgate, Towson, New Hampshire
Total Plays	72	LIU
Total Offense	432	Stony Brook
Yards Per Play	7.4 (58/432)	Stony Brook
Points	42	Stony Brook
First Downs	22	LIU, North Carolina A&T
Penalties	10	LIU, Maine
Penalty Yards	100	Maine
Turnovers	4	Maine
Sacks	3	Towson
Interceptions	2	Youngstown State
Punts	7	Hampton
Punting Average	46.0 (3/138)	Youngstown State
Third Down Pct.	50.0% (7 of 14)	LIU
Fourth Down Pct.	100.0% (4 of 4)	Monmouth
	100.0% (2 of 2)	North Carolina A&T
	100.0% (1 of 1)	New Hampshire

OPPONENT SINGLE GAME HIGHS

Category	No.	Opponent
Rushes	45	Hampton
Rushing Yards	169	Youngstown State
Yards Per Rush	5.3 (30/159)	Maryland
Rushing TDs	3	Maryland, Stony Brook, Monmouth
Pass Attempts	42	Colgate
Pass Completions	29	Maryland
Passing Yards	358	Monmouth
Yards Per Pass	15.6 (358/23)	Monmouth
Passing TDs	3	Maine, Monmouth
Total Plays	74	Stony Brook
Total Offense	502	Monmouth
Yards Per Play	9.7 (52/502)	Monmouth
Points	40	Monmouth
First Downs	21	Youngstown State
Penalties	9	North Carolina A&T
Penalty Yards	89	Maryland
Turnovers	3	Youngstown State
Sacks	7	Maine
Interceptions	2	Maine
Punts	8	Stony Brook, Hampton
Punting Average	55.0 (2/110)	Youngstown State
Third Down Pct.	70.0% (7 of 10)	Maryland
Fourth Down Pct.	100.0% (2 of 2)	Stony Brook
	100.0% (2 of 2)	Monmouth
	100.0% (1 of 1)	Towson, Maryland

VILLANOVA FOOTBALL GAME NOTES

THE LAST TIME VILLANOVA

VILLANOVA	SPAN OF GAMES	LAST TIME	VILLANOVA	SPAN OF GAMES	LAST TIME
Scoring			PASSING		
50-59	46	55 vs. Bucknell (9.11.2021)	300-399 yards	16	361, Connor Watkins vs. Stony Brook (10.28.2023)
60-69	208	63 vs. William & Mary (10.6.2007)	400+ yards	259	460, Brett Gordon vs. Delaware (11.23.2002)
70+	1,213	NEVER	40-49 attempts	45	40, Daniel Smith vs. Richmond (9.18.2021)
<10	4	7 at Maine (10.19.2024)	50+ attempts	229	54, Frank Jankowski vs. Richmond (10.8.2005)
<7	26	3 at Towson (11.5.2022)	25-29 completions	45	26, Daniel Smith vs. Richmond (9.18.2021)
Shutout by	68	0-34 vs. New Hampshire (10.27.2018)	30-39 completions	224	30, Frank Jankowski vs. JMU (11.12.2005)
Shutout by (CAA)	68	0-34 vs. New Hampshire (10.27.2018)	40+ completions	266	40, Brett Gordon vs. JMU (9.28.2002)
Shutout by (home)	68	0-34 vs. New Hampshire (10.27.2018)	3 passing TDs	14	3, Connor Watkins vs. Towson (11.11.2023)
Shutout by (road)	93	0-23 vs. Richmond (10.15.2016)	4 passing TDs	17	4, Connor Watkins vs. Stony Brook (10.28.2023)
Shutout opponent	17	21-0 vs. Elon (10.14.2023)	5 passing TDs	53	5, Daniel Smith vs. Delaware (11.23.2019)
Shutout (home)	17	21-0 vs. Elon (10.14.2023)	6 passing TDs	293	6, Chris Boden vs. Delaware (11.20.1999)
Shutout (road)	38	35-0 at Elon (11.6.2021)	Consecutive 300+	230	3 straight, Frank Jankowski (9.24 - 10.8.2005)
Shutout (CAA)	17	21-0 vs. Elon (10.14.2023)	50-59 yard pass	13	51, Connor Watkins at Delaware (11.18.2023)
Rushing			60-69 yard pass	12	64, Connor Watkins vs. YSU (12.2.2022)
300-399 Yards	33	365 at LIU (9.10.2022)	70-79 yard pass	2	72, Connor Watkins at Hampton (11.2.2024)
400+ Yards	17	440 vs. Elon (10.14.2023)	80-89 yard pass	32	80, Connor Watkins vs. UAlbany (10.22.2022)
<100 Yards	0	93 at Monmouth (11.16.2024)	90-99 yard pass	72	90, Zach Bednarczyk vs. Bucknell (9.22.2018)
<0 Yards	217	-39 vs. Maine (10.14.2006)	100+ yard pass	1,213	NEVER
Passing			RECEIVING		
300-399 Yards	14	300 vs. Towson (11.11.2023)	100-199 yards	2	Jaylan Sanchez (103) at Hampton (11.2.2024)
400-499 Yards	230	418 vs. New Hampshire (10.1.2004)	200+ yards	53	236, Changa Hodge vs. Delaware (11.23.2019)
Total Offense			2 players 100+	22	Pringle (168), Sanchez (128) vs. Colgate (9.9.2023)
500-599 Yards	14	555 vs. Towson (11.11.2023)	3 players 100+	16	Pringle (191), Sanchez (103), Hayek (102) vs. Stony B. (10.28.2023)
600-699 Yards	72	609 vs. Bucknell (9.22.2018)	10 receptions	217	10, Duquesne May vs. Maine (10.14.2006)
700+ Yards	764	706 vs. North Carolina State (11.19.1949)	11 receptions	161	11, Matt Szczur vs. Stephen F.A. (12.4.2.2010)
<200 Yards	26	153 at Towson (11.5.2022)	12-14 receptions	270	12, Brian White vs. Rutgers (8.31.2002)
<100 Yards	399	87 vs. New Hampshire (11.3.1990)	15 receptions	311	15, Brian Westbrook vs. N' eastern (10.10.1998)
30+ first downs	53	30 vs. Delaware (11.23.2019)	16 receptions	315	16, Brian Finneran vs. Y'town State (12.6.1997)
100+ penalty yards			Consecutive 100+	14	3 straight, Rayjuon Pringle (10.28 - 11.11.2023)
2 fumbles lost	4	10-100 vs. Maine (10.19.2024)	50-59 yard catch	13	51, Jaaron Hayek at Delaware (11.18.2023)
3+ fumbles lost	19	0 vs. New Hampshire (10.26.2024)	60-69 yard catch	12	64, Jaylan Sanchez vs. YSU (12.2.2022)
Scored a safety	14	3 at UAlbany (9.30.2023)	70-79 yard catch	2	72, Jaylan Sanchez at Hampton (11.2.2024)
Scored two safeties	137	1 vs. Towson (11.11.2023)	80-89 yard catch	28	80, Rayjuon Pringle vs. UAlbany (10.22.2022)
Allowed a safety	28	2 vs. James Madison (11.10.2012)	90-99 yard catch	72	90, Josh McGrigg vs. Bucknell (9.22.2018)
Forced 5 TO	47	1 vs. UAlbany (10.22.2022)	100+ yard catch	1,213	NEVER
Forced 6+ TO	47	6 at Lehigh (9.4.2021)	3 receiving TDs	160	3, Norman White vs. Stephen F.A. (12.4.2010)
Committed 5+ TO	19	6 at Lehigh (9.4.2021)	4 receiving TDs	30	4, Jaaron Hayek vs. Maine (10.1.2022)
4+ interceptions	47	5 at UAlbany (9.30.2023)	5 receiving TDs	556	5, Mike Siani vs. Xavier (10.30.1971)
Forced 2 fumbles	4	4 at Lehigh (9.4.2021)	SPECIAL TEAMS		
Forced 3 fumbles	41	2 at Maine (10.19.2024)	50+ yard field goal	296	50, Casey Hannon vs. JMU (10.1.1999)
Forced 4+ fumbles	118	3 vs. Rhode Island (10.23.2021)	45-49 yard field goal	11	46, Matthew Mercurio at S. Dak. St. (12.9.2023)
Recovered 2 fumbles	6	4 vs. Rhode Island (10.11.2014)	40-44 yard field goal	2	40, Ethan Gettman at Hampton (11.2.2024)
Recovered 3+ fumbles	41	2 vs. LIU (9.28.2024)	Made 3+ field goals	18	3, Matthew Mercurio at N.C. A&T (10.7.2023)
2+ defensive TDs	67	3 vs. Rhode Island (10.23.2021)	Made 7+ PATs	46	7, William Bartel vs. Bucknell (9.11.2021)
Defense/ST TDs	84	4 vs. Rhode Island (10.11.2014)	Missed PAT	16	1, Matthew Mercurio vs. Stony Brook (10.28.2023)
Consecutive games non-off. TD	62	2 vs. LIU (9.28.2024)	70+ yard punt	3	72, Ethan Gettman vs. UNH (10.26.2024)
5 total TD's in a game	13	3 vs. Rhode Island (10.23.2021)	60-69 yard punt	10	62, Ethan Gettman vs. YSU (8.29.2024)
6 total TD's in a game	5	2 INT returns vs. Richmond (11.3.2018)	Kickoff return TD	55	100, Nowoola Awopetu vs. Richmond (11.9.2019)
7+ total TD's in a game	16	2 INT returns/1 PR vs. Lafayette (9.16.2017)	Punt return TD	42	15, TD Ayo-Durojaiye at UAlbany (10.16.2021)
Recovered onside kick	7	3 straight, vs. Colgate/Lehigh/Bucknell (8.24 - 9.14.2019)	2+ kick return TD	1,213	NEVER
Defensive 2-point conv.	343	5 at Delaware (11.18.2023)	Start game kick return TD	55	100, Nowoola Awopetu vs. Richmond (11.9.2019)
Walk-Off Win	28	6 at Stony Brook (10.5.2024)	Consecutive games non-off. TD	??	Has not happened since FB reinstated in 1985
Walk-Off Loss	69	7 vs. Stony Brook (10.28.2023)	2-point conversion	0	Connor Watkins (rush [2x]) vs. Monmouth (11.16.2024)
RUSHING			Blocked a PAT	20	John Rhodan vs. Rhode Island (9.23.2023)
100-199	5	183, David Avit at Stony Brook (10.5.2024)	Blocked a FG	8	JR Strauss vs. Towson (9.14.2024)
200-299	128	214, John Robertson vs. Maine (10.26.2013)	Blocked a punt	24	Richie Kimmel vs. Delaware (11.19.22)
300+	1,213	NEVER	TD on blocked FG	132	Devon Marshall vs. Delaware (11.19.22)
2 players 100+	17	Ragland (126), Watkins (125) vs. Elon (10.14.2023)	TD on blocked punt	41	73, Craig James vs. Stony Brook (9.28.2013)
30+ attempts	124	34, John Robertson vs. Syracuse (8.29.2014)	DEFENSE		
Consecutive 100+	5	2 straight, David Avit (9.28 - 10.5.2022)	10-14 tackles	4	10, Ethan Potter at Maine (10.19.2024)
Consecutive 200+	128	2 straight, John Robertson (10.19 - 10.26.2013)	15-19 tackles	5	15, Brendan Bell at Stony Brook (10.5.2024)
50-59 yard rush	1	55, Isaiah Ragland vs. N.C. A&T (11.9.2024)	20+ tackles	3	20, Shane Hartzell vs. UNH (10.26.2024)
60-69 yard rush	8	65, Isaiah Ragland vs. Towson (9.14.2024)	5+ TFL	197	5.5, Greg Miller vs. Richmond (9.27.2008)
70-79 yard rush	5	72, David Avit at Stony Brook (10.5.2024)	3+ sacks	92	3.5, Ed Shockley vs. UAlbany (10.22.2016)
80-89 yard rush	38	83, Justin Covington vs. Stony Brook (11.13.2021)	2+ interceptions	46	Christian Benford vs. Bucknell (9.11.2021)
90-99 yard rush	415	90, Mike Jones vs. Columbia (9.23.1989)	3+ fumble recoveries	242	3, Darrell Adams vs. James Madison (9.17.2004)
100+ yard rush	1,150	110, John Powers vs. Fordham (10.15.1902)	2 fumble recoveries	67	2, Chucky Smith vs. Richmond (11.3.2018)
3 rushing TDs	17	3, TD Ayo-Durojaiye vs. Elon (10.14.2023)	INT return TD	13	1, Danny Abraham at Delaware (11.18.2023)
4 rushing TDs	5	4, David Avit at Stony Brook (10.5.2024)	2 INT return TDs	67	Nowoola Awopetu vs. Richmond (11.3.2018)
			Fumble return TD	81	Jaquan Amos vs. Maine (10.7.2017)

VILLANOVA FOOTBALL GAME NOTES

THE LAST TIME THE OPPONENT

OPPONENT	SPAN OF GAMES	LAST TIME	OPPONENT	SPAN OF GAMES	LAST TIME
Scoring			RECEIVING		
50-59	239	51 by New Hampshire (10.2.2004)	100-199 yards	0	120 by TJ Speight, Monmouth (11.16.2024)
60-69	1,029	62 by Army (11.15.1919)	200+ yards	80	205 by Korte Weeks, Elon (10.28.2017)
70-79	1,078	71 by Penn State (11.9.1912)	3 players 100+	52	Turner (173), Schwebel (119), Conner (102), SELA (11.30.2019)
80+	815	83 by Army (11.4.1944)	2 players 100+	44	Washington (148), Dotson (117), Penn State (9.25.2021)
<10	1	3 by North Carolina A&T (11.9.2024)	10+ receptions	7	14 by Tai Felton, Maryland (9.21.2024)
<7	1	3 by North Carolina A&T (11.9.2024)	50-59 yard catch	0	59 by Gavin Neson, Monmouth (11.16.2024)
Rushing			60-69 yard catch	7	61 by Tai Felton, Maryland (9.21.2024)
300+ Yards	26	371 by William & Mary (11.12.2022)	70-79 yard catch	71	76 by Shane Leatherbury, Towson (9.15.2018)
400+ Yards	43	472 by Army West Point (9.17.2022)	80-89 yard catch	42	83 by KeAndre Lambert-Smith, Penn State (9.25.2021)
<100 Yards	6	96 by LIU (9.28.2024)	90-99 yard catch	174	98 by Cameron Dohse, W&M (12.11.2009)
<0 Yards	46	-12 by Lehigh (9.4.2021)	100+ yard catch	1,213	NEVER
Passing			3+ touchdowns	230	3 by David Ball, UNH (10.1.2005)
300-399 Yards	0	358 by Monmouth (11.16.2024)	SPECIAL TEAMS		
400-499 Yards	44	429 by Penn State (9.25.2021)	50+ yard field goal	70	52 by Kenny Doak, Maine (10.6.2018)
500-599 Yards	52	508 by Southeastern La. (11.30.2019)	40-49 yard field goal	3	40 by Nick Mazzie, UNH (10.26.2024)
Total Offense			Made 3 field goals	57	3 by Nick Courtney, Stony B. (10.26.19)
500-599 Yards	0	502 by Monmouth (11.16.2024)	Made 4+ field goals	148	4 by Sean Baner, Delaware (11.19.2011)
600-699 Yards	21	600 by UCF (9.16.2023)	Made 7+ PATs	31	7 by Vincenzo Rea, Monmouth (9.24.2022)
700+ Yards	421	708 by New Hampshire (11.5.1988)	Missed PAT	0	1 by Michael Calton Jr, Monmouth (11.16.2024)
<200 Yards	1	169 by North Carolina A&T (11.9.2024)	70+ yard punt	1	70 by D.J. Page, N.C. A&T (11.9.2024)
<100 Yards	17	99 by Elon (10.14.2023)	60-69 yard punt	5	62 by Clayton Taylor, Stony Brook (10.5.2024)
30+ first downs	21	31 by UCF (9.16.2023)	Kickoff return TD	18	94 by Taymon Cooke, N.C. A&T (10.7.2023)
100+ penalty yards	28	115 by UAlbany (10.22.2022)	Punt return TD	11	45 by Matthew Durrance, S. D. St. (12.9.2023)
2 fumbles lost	6	2 by LIU (9.28.2024)	2 Punt Return TDs	69	89/81 by D'Angelo Amos, JMU (10.13.2018)
3+ fumbles lost	41	3 by Rhode Island (10.23.2021)	2+ kick return TD	??	Believed to be never based on available data
Scored a safety	28	1 by UAlbany (10.22.2022)	Start game kick return TD	100	98 by Brandon Ravenel, JMU (11.21.2015)
4+ interceptions	40	4 by William & Mary (10.30.2021)	Recovered onside kick	15	New Hampshire (11.4.2023)
Forced 2 fumbles	3	2 by New Hampshire (10.26.2024)	2-point conversion	4	Mason Gilbert, Maine (10.19.2024)
Forced 3 fumbles	18	3 by North Carolina A&T (10.7.2023)	Blocked a PAT	16	Jalen Hoyle, Stony Brook (10.28.2023)
Forced 4+ fumbles	19	5 by UAlbany (9.30.2023)	Blocked a FG	4	John Costanza, Maine (10.19.2024)
2 non-offensive TDs	71	2 punt returns by JMU (10.13.2018)	Blocked a punt	11	Matthew Durrance, S. Dak. St. (12.9.2023)
2 defensive TDs	100	2 (IR/FR) by JMU (11.21.2015)	TD on blocked FG	4	70 by Devin Vaught, Maine (10.19.2024)
Defense/ST TDs	100	3 (KOR/IR/FR) by JMU (11.21.2015)	TD on blocked punt	11	45 by Matthew Durrance, S. D. St. (12.9.2023)
Offense/ST TDs	100	2 by Brandon Ravenel (KOR, receiving), JMU (11.21.2015)	DEFENSE		
3+ TD's in a game	3	3 by Sone Ntoh, Monmouth (11.16.2024)	10-14 tackles	1	10 by Steven Davis II, N.C. A&T (11.9.2024)
RUSHING			15+ tackles	32	15 by Antwan Spencer, LIU (9.10.2022)
100-199	5	115 by Roland Dempster, Stony Brook (10.5.2024)	5+ TFL	56	5.0 by John Daka, JMU (10.12.2019)
200-299	31	211 by Jaden Shirden, Monmouth (9.24.2022)	3+ sacks	19	3.0 by A.J. Simon, UAlbany (9.30.2023)
300+	1,213	NEVER	2+ interceptions	32	3 by Victor Nelson Jr., LIU (9.10.2022)
2 players 100+	136	Maysonet (160), Coker (107), Stony B. (11.24.2012)	3 interceptions	32	3 by Victor Nelson Jr., LIU (9.10.2022)
30+ attempts	90	33 by Khalid Abdullah, JMU (11.12.2016)	2+ fumble recoveries	40	2 by Semaj Brown, UAlbany (10.16.2021)
50-59 yard rush	25	55 by Darius Wilson, W&M (11.12.2022)	INT return TD	56	MJ Hampton, JMU (10.12.2019)
60-69 yard rush	11	66 by Isaiah Davis, S. Dak. St. (12.9.2023)	Fumble return TD	71	Troy Vincent, Towson (9.15.2018)
70-79 yard rush	8	70 by Devin Matthews, Towson (9.14.2024)			
80-89 yard rush	227	85 by Jayson Davis, URI (10.22.2005)			
90+ yard rush	249	95 by Wendall Williams, URI (10.11.2003)			
3 rushing TDs	5	3 by Roland Dempster, Stony Brook (10.5.2024)			
4 rushing TDs	50	4 by Kevin Brown Jr., URI (3.13.2021)			
PASSING					
300-399 yards	7	358 by Derek Robertson, Monmouth (11.16.2024)			
400-499 yards	44	401 by Sean Clifford, Penn St. (9.25.2021)			
500+ yards	279	538 by Ricky Santos, UNH (10.2.2004)			
40-49 attempts	12	44 by Mitch Davidson, YSU (12.2.2023)			
50+ attempts	24	59 by Nolan Henderson, Delaware (11.19.2022)			
30-39 completions	24	37 by Nolan Henderson, Delaware (11.19.2022)			
40+ completions	177	42 by Pat Devlin, Delaware (11.21.2009)			
3 passing TDs	0	3 by Derek Robertson, Monmouth (11.16.2024)			
4 passing TDs	44	4 by Sean Clifford, Penn State (9.25.2021)			
5 passing TDs	199	5 by Pat White, West Virginia (8.30.2008)			
6 passing TDs	239	6 by Ricky Santos, UNH (10.2.2004)			
50-59 yard pass	0	59 by Derek Robertson, Monmouth (11.16.2024)			
60-69 yard pass	7	61 by Tai Felton, Maryland (9.21.2024)			
70-79 yard pass	72	76 by Tom Flacco, Towson (9.15.2018)			
80-89 yard pass	44	83 by Sean Clifford, Penn State (9.25.2021)			
90-99 yard pass	174	98 by R.J. Archer, W&M (12.11.2009)			
100+ yard pass	1,213	NEVER			

VILLANOVA FOOTBALL GAME NOTES

CAREER HIGHS

TEMI AJIROTUTU

Tackles 1 at UCF (9.16.23)

DAVID AVIT

Points 24 at Stony Brook (10.5.24)
Touchdowns 6 at Stony Brook (10.5.24)
Rush Attempts 26 at Hampton (11.2.24)
Rushing Yards 183 at Stony Brook (10.5.24)
Rushing Touchdowns 4 at Stony Brook (10.5.24)
Long Rush 72 at Stony Brook (10.5.24)
Receptions 3 at Monmouth (11.16.24)
Receiving Yards 43 at Monmouth (11.16.24)
Long Reception 37 at Monmouth (11.16.24)
Total Offense — Plays 26 at Hampton (11.2.24)
Total Offense — Yards 183 at Stony Brook (10.5.24)
All-Purpose Yards 183 at Stony Brook (10.5.24)

BRENDAN BELL

Points 6 at Hampton (11.2.24)
Touchdowns 1 at Hampton (11.2.24)
Rush Attempts 1 at Hampton (11.2.24)
Rushing Yards 4 at Hampton (11.2.24)
Rushing Touchdowns 1 at Hampton (11.2.24)
Long Rush 4 at Hampton (11.2.24)
Receptions 1 vs. N.C. A&T (11.9.24)
Receiving Yards 0 vs. N.C. A&T (11.9.24)
Long Reception 0 vs. N.C. A&T (11.9.24)
Total Offense - Plays 1 at Hampton (11.2.24)
Total Offense - Yards 4 at Hampton (11.2.24)
All-Purpose Yards 17 at New Hampshire (11.4.23)
Interceptions 1 at New Hampshire (11.4.23)
Long INT Return 17 at New Hampshire (11.4.23)
Punt Returns 1 at UAlbany (10.16.21)
Punt Return Yards 28 at UAlbany (10.16.21)
Long Punt Return 28 at UAlbany (10.16.21)
Tackles 15 at Stony Brook (10.5.24)
Tackles For Loss 4.5 vs. UNH (10.26.24)
Sacks 1.0, 5x
Pass Breakups 1, 7x
Forced Fumbles 1 at New Hampshire (11.4.23)
1 at South Dakota St. (12.9.23)
1 vs. UNH (10.26.24)
Fumble Recoveries 1 at LIU (9.10.22)
1 vs. UNH (10.26.24)
Quarterback Hurries 3 vs. Youngstown St. (12.2.23)
Blocked Kicks (Punt) 1 at UAlbany (10.16.21)

MICHAEL BENINCASA

Rush Attempts 1 at Juniata (10.15.22)
Rushing Yards 8 at Juniata (10.15.22)
Long Rush 8 at Juniata (10.15.22)
Pass Attempts 1 at McDaniel (9.17.22)
Total Offense - Plays 1 at McDaniel (9.17.22)
1 at Juniata (10.15.22)
Total Offense - Yards 8 at Juniata (10.15.22)
All-Purpose Yards 8 at Juniata (10.15.22)

DAMILL BOSTIC

Tackles 1 at Colgate (9.7.24)

ETHAN CARR

Pass Attempts 1 at William & Mary (11.12.22)
Total Offense - Plays 1 at W&M (11.12.22)

NOLAN CLAYTON

Receptions 1 at Colgate (9.7.24)
1 vs. UNH (10.26.24)
1 at Hampton (11.2.24)
15 at Colgate (9.7.24)
Long Reception 15 at Colgate (9.7.24)
Kickoff Returns 1 vs. UNH (10.26.24)
Kickoff Return Yards 11 vs. UNH (10.26.24)
Long Kickoff Return 11 vs. UNH (10.26.24)
All-Purpose Yards 15 at Colgate (9.7.24)

CHRIS COLBY

Receptions 4 at Monmouth (11.16.24)
Receiving Yards 56 at Monmouth (11.16.24)
Long Reception 24 at Maryland (10.26.24)
All-Purpose Yards 56 at Monmouth (11.16.24)

LUKE DALY

Receptions 2 vs. Towson (9.14.24)
Receiving Yards 45 vs. YSU (12.2.23)
Long Reception 45 vs. YSU (12.2.23)
All-Purpose Yards 45 vs. YSU (12.2.23)

ZAHMIR DAWUD

All-Purpose Yards 2 vs. YSU (8.29.24)
Interceptions 1 vs. YSU (8.29.24)
1 at Stony Brook (10.5.24)
Long INT Return 2 vs. YSU (8.29.24)
Tackles 4 vs. YSU (8.29.24)
4 vs. Towson (9.14.24)
4 at Monmouth (11.16.24)
Tackles For Loss 1.0 at Colgate (9.7.24)
1.0 at Hampton (11.2.24)
Forced Fumbles 1 vs. YSU (8.29.24)
Pass Breakups 1 vs. Stony Brook (10.28.23)

NEWTON ESSIEM

Tackles 2 at Stony Brook (10.5.24)

KYLE FAY

Tackles 1 vs. UNH (10.26.24)

TIMMY FURGESON

All-Purpose Yards 3 vs. LIU (9.28.24)
Tackles 8 at Army West Point (9.17.22)
Tackles For Loss 1.0 vs. Rhode Island (3.13.21)
1.0 at Maine (4.3.21)
Sacks 1.0 vs. Rhode Island (3.13.21)
1.0 at Maine (4.3.21)
Forced Fumbles 1 at Maine (4.3.21)
Fumble Recoveries 1 vs. Monmouth (9.24.22)
1 vs. LIU (9.28.24)
1 at Stony Brook (10.5.24)
Long Fumble Return 3 vs. LIU (9.28.24)
Quarterback Hurries 1 vs. Bucknell (9.11.21)

ETHAN GETTMAN

Points 13 vs. Campbell (11.5.22)
Points by Kicking 13 vs. Campbell (11.5.22)
PATs Made 8 vs. Southern Conn. St. (10.8.22)
PATs Attempted 8 vs. Southern Conn. St. (10.8.22)
Field Goals Made 3 vs. Char. So. (10.15.22)
3 vs. Campbell (11.5.22)
3 at Princeton (9.23.23)
Field Goals Attempted 4 vs. Char. So. (10.15.22)
Long Field Goal 56 vs. Campbell (11.5.22)
Rush Attempts 1 at UNLV (9.2.23)
Rushing Yards -23 at UNLV (9.2.23)
Total Offense — Plays 1 at UNLV (9.2.23)
Total Offense — Yards -23 at UNLV (9.2.23)
Punts 7 at Hampton (11.2.24)
Punting Yards 314 at Princeton (11.2.24)
Long Punt 82 vs. Saint Francis (Pa.) (10.16.21)
Kickoffs 9 vs. Southern Conn. St. (10.8.22)
9 vs. Campbell (11.5.22)
Kickoff Yards 578 vs. Southern Conn. St. (10.8.22)
Kickoff Average 65.7 (7 KO) at Holy Cross (11.12.22)
Touchbacks 7 vs. Southern Conn. St. (10.8.22)
Tackles 1 vs. N.C. A&T (11.9.24)

JULIAN GLANTZ

Rush Attempts 2 vs. Stony Brook (10.28.23)
Rushing Yards 9 at Maine (10.1.22)
Long Rush 9 at Maine (10.1.22)
Receptions 1 vs. Stony Brook (10.28.23)
Receiving Yards -3 vs. Stony Brook (10.28.23)
Long Reception -3 vs. Stony Brook (10.28.23)
Total Offense - Plays 2 vs. Stony Brook (10.28.23)
Total Offense 9 at Maine (10.1.22)
Kickoff Returns 1 at Monmouth (11.16.24)
Kickoff Return Yards 17 at Monmouth (11.16.24)
Long Kickoff Return 17 at Monmouth (11.16.24)
All-Purpose Yards 17 at Monmouth (11.16.24)
Tackles 1, 4x

JALEN GOODMAN

Points 6 at Maine (10.1.22)
Touchdowns 6 at Maine (10.1.22)
All-Purpose Yards 81 vs. Rhode Island (9.23.23)
Interceptions 1 at Maine (10.1.22)
1 vs. Rhode Island (9.23.23)
Long INT Return 81 vs. Rhode Island (9.23.23)
INT Return TDs 1 at Maine (10.1.22)
Tackles 13 vs. Rhode Island (3.13.21)
Tackles For Loss 1.5 vs. Bucknell (9.11.21)
Forced Fumbles 1 at Maine (4.3.21)
1 vs. Monmouth (9.24.22)
Fumble Recoveries 1 vs. Rhode Island (9.23.23)
1 at South Dakota State (12.9.23)
Pass Breakups 2 at Southeastern La. (11.30.19)
Quarterback Hurries 1 at Elon (11.6.21)

JASON HALL

Kickoff Returns 1 vs. Towson (11.11.23)
Kickoff Return Yards 0 vs. Towson (11.11.23)
Long Kickoff Return 0 vs. Towson (11.11.23)
Tackles 1 vs. YSU (8.29.24)
1 at Colgate (9.7.24)
1 at Stony Brook (10.5.24)

VILLANOVA FOOTBALL GAME NOTES

CAREER HIGHS

SHANE HARTZELL

All-Purpose Yards 19 at New Hampshire (11.4.23)
 Interceptions 1 at New Hampshire (11.4.23)
 Long INT Return 19 at New Hampshire (11.4.23)
 Tackles 20 vs. UNH (10.26.24)
 Tackles For Loss 2.0, 4x
 Sacks 2.0 vs. N.C. A&T (11.9.24)
 Forced Fumbles 1 at LIU (9.10.22)
 Fumble Recoveries 1 at Maryland (9.21.24)
 Long Fumble Return 1 vs. LIU (9.28.24)
 Pass Breakups 1 at UAlbany (9.30.23)
 1 at Delaware (11.18.23)
 1 vs. Youngstown St. (12.2.23)
 Quarterback Hurries 3 vs. Youngstown St. (12.2.23)

ANTHONY HAWKINS

Tackles 1 at Hampton (11.2.24)
 1 vs. N.C. A&T (11.9.24)

NATE HILL

Receptions 1 vs. Rhode Island (9.23.23)
 1 at Maryland (9.21.24)
 Receiving Yards 6 vs. Rhode Island (9.23.23)
 6 at Maryland (9.21.24)
 Long Reception 6 vs. Rhode Island (9.23.23)
 6 at Maryland (9.21.24)
 All-Purpose Yards 6 vs. Rhode Island (9.23.23)
 6 at Maryland (9.21.24)

AYDEN HOWARD

Tackles 6 at Maryland (9.21.24)
 Tackles For Loss 1.5 at Lehigh (9.2.23)
 Sacks 1.0 vs. YSU (8.29.24)
 Pass Breakups 1 vs. Towson (11.11.23)
 1 at Colgate (9.7.24)
 Quarterback Hurries 1, 4x

TURNER INGE

Tackles 6 at Maine (10.19.24)
 Tackles For Loss 2.0 vs. Rhode Island (9.23.23)
 Sacks 1.0 vs. Stony Brook (10.28.23)

ANTONIO JOHNSON

Points 6 vs. Colgate (9.9.23)
 Touchdowns 1 vs. Colgate (9.9.23)
 Receptions 2 at Lehigh (9.2.23)
 2 vs. Elon (10.14.23)
 2 vs. Youngstown St. (12.2.23)
 Receiving Yards 40 vs. Youngstown St. (12.2.23)
 Receiving Touchdowns 1 vs. Colgate (9.9.23)
 Long Reception 34 vs. Youngstown St. (12.2.23)
 All-Purpose Yards 40 vs. Youngstown St. (12.2.23)
 Tackles 1 at UCF (9.16.23)

COLIN KENNEDY

Tackles 3 vs. Stony Brook (10.28.23)

MIKE KENNEDY

Tackles 2 at Hampton (11.2.24)

RICHIE KIMMEL

Punt Returns 1 vs. Delaware (11.19.22)
 Punt Return Yards 16 vs. Delaware (11.19.22)
 Long Punt Return 16 vs. Delaware (11.19.22)
 All-Purpose Yards 16 vs. Delaware (11.19.22)
 Interceptions 1 vs. YSU (8.29.24)
 Long INT Return 0 vs. YSU (8.29.24)
 Tackles 10 vs. YSU (8.29.24)
 10 at Stony Brook (10.5.24)
 Tackles For Loss 1.5 at New Hampshire (11.4.23)
 Sacks 0.5 vs. Towson (9.14.24)
 Fumble Recoveries 1 at Lehigh (9.2.23)
 1 vs. YSU (8.29.24)
 1 vs. YSU (8.29.24)
 Long Fumble Return 1 vs. YSU (8.29.24)
 Pass Breakups 2 vs. LIU (9.28.24)
 Quarterback Hurries 1, 4x
 Blocked Kicks (Punt) 1 vs. Delaware (11.19.22)

LUCAS KOPECKY

Points 6 at Stony Brook (10.5.24)
 6 vs. UNH (10.26.24)
 Touchdowns 1 at Stony Brook (10.5.24)
 1 vs. UNH (10.26.24)
 Receptions 4 at Maine (10.19.24)
 Receiving Yards 43 at Maine (10.19.24)
 Receiving Touchdowns 1 at Stony Brook (10.5.24)
 1 vs. UNH (10.26.24)
 Long Reception 26 at Stony Brook (10.5.24)
 All-Purpose Yards 43 at Maine (10.19.24)

DALE LAW

Tackles 1 at Lehigh (9.2.23)
 1 vs. Stony Brook (10.28.23)

DANIEL LOPES

Points 6 at William & Mary (11.12.22)
 Touchdowns 1 at William & Mary (11.12.22)
 Receptions 3 at Colgate (9.7.24)
 Receiving Yards 42 at William & Mary (11.12.22)
 Receiving Touchdowns 1 at W&M (11.12.22)
 Long Reception 39 at William & Mary (11.12.22)
 All-Purpose Yards 39 at William & Mary (11.12.22)
 Tackles 1 at Lehigh (9.2.23)

JA'BRIEL MACE

Points 6 at Stony Brook (10.5.24)
 Touchdowns 1 at Stony Brook (10.5.24)
 Rush Attempts 13 vs. Towson (11.11.23)
 13 at Stony Brook (10.5.24)
 Rushing Yards 76 vs. Towson (11.11.23)
 Rushing Touchdowns 1 at Stony Brook (10.5.24)
 Long Rush 28 vs. Towson (11.11.23)
 Receptions 2 at Colgate (9.7.24)
 2 at Maine (10.19.24)
 Receiving Yards 35 vs. YSU (8.29.24)
 Long Reception 35 vs. YSU (8.29.24)
 Total Offense - Plays 13 vs. Towson (11.11.23)
 13 at Stony Brook (10.5.24)
 Total Offense - Yards 76 vs. Towson (11.11.23)
 Kickoff Returns 2 at Monmouth (11.16.24)
 Kickoff Return Yards 90 at Monmouth (11.16.24)
 Long Kickoff Return 50 at Monmouth (11.16.24)
 All-Purpose Yards 94 at Monmouth (11.16.24)

TANNER MADDOCKS

Points 6 at Maryland (9.21.24)
 6 at Maine (10.19.24)
 Touchdowns 1 at Maryland (9.21.24)
 1 at Maine (10.19.24)
 Rush Attempts 4 at Maine (10.19.24)
 Rushing Yards 12 vs. Stony Brook (10.28.23)
 Rushing Touchdowns 1 at Maryland (9.21.24)
 1 at Maine (10.19.24)
 Long Rush 17 at Maine (10.19.24)
 Pass Attempts 9 at Maine (10.19.24)
 Pass Completions 4 vs. Stony Brook (10.28.23)
 4 at Maryland (9.21.24)
 4 at Maine (10.19.24)
 Passing Yards 62 at Maine (10.19.24)
 Long Pass 40 vs. Stony Brook (10.28.23)
 Total Offense - Plays 13 at Maine (10.19.24)
 Total Offense - Yards 71 at Maine (10.19.24)
 Punt Returns 3 at Hampton (11.2.24)
 Punt Return Yards 29 at Hampton (11.2.24)
 Long Punt Return 22 at Stony Brook (10.5.24)
 All-Purpose Yards 29 at Hampton (11.2.24)

CAPRI MARTIN

Tackles 5 vs. Stony Brook (10.28.23)
 5 vs. Towson (9.14.24)
 Tackles For Loss 1.0 vs. Towson (9.14.24)
 1.0 at Stony Brook (10.5.24)
 1.0 at Monmouth (11.16.24)
 Sacks 1.0 vs. Towson (9.14.24)
 Forced Fumbles 1 vs. Towson (9.14.24)
 Quarterback Hurries 1, 4x

NIGEL MCSWEEN

Tackles 6 at Hampton (11.2.24)
 Tackles For Loss 1.0 vs. Towson (9.14.24)
 1.0 at Stony Brook (10.5.24)
 Sacks 1.0 vs. Towson (9.14.24)
 1.0 at Stony Brook (10.5.24)
 Pass Breakups 1 at Stony Brook (10.5.24)
 Quarterback Hurries 2 at Stony Brook (10.5.24)

KENYON MILES

Receptions 2, 4x
 Receiving Yards 21 at Maine (10.19.24)
 Long Reception 20 at UAlbany (9.30.23)
 All-Purpose Yards 21 at Maine (10.19.24)

VILLANOVA FOOTBALL GAME NOTES

CAREER HIGHS

TYRELL MIMS

All-Purpose Yards	0 at LIU (9.10.22)
	0 vs. UAlbany (10.22.22)
	0 at Lehigh (9.2.23)
Interceptions	1, 4x
Long INT Return	0 at LIU (9.10.22)
	0 vs. UAlbany (10.22.22)
	0 at Lehigh (9.2.23)
Tackles	6 vs. Richmond (10.15.22)
	6 at Lehigh (9.2.23)
	6 vs. Stony Brook (10.28.23)
Tackles For Loss	1.0, 5x
Sacks	1.0 at N.C. A&T (10.7.23)
Fumble Recoveries	1 at Army West Point (9.17.22)
	1 at Towson (11.5.22)
Pass Breakups	2 vs. UAlbany (10.22.22)
	2 vs. Delaware (11.19.22)
Quarterback Hurries	1 at LIU (9.10.22)
Blocked Kicks (Punt)	1 vs. William & Mary (10.30.21)

KALEB MOODY

Points	6 at Columbia (11.4.23)
Touchdowns	1 at Columbia (11.4.23)
Punt Returns	1 at Columbia (11.4.23)
Punt Return Yards	24 at Columbia (11.4.23)
Long Punt Return	10 at Columbia (11.4.23)
Interceptions	2 at Columbia (11.4.23)
Long INT Return	0 at Columbia (11.4.23)
All Purpose Yards	24 at Columbia (11.4.23)
Tackles	10 vs. Brown (9.22.23)
Tackles For Loss	1.5 vs. Dartmouth (10.28.23)
Sacks	1.0 at Dartmouth (10.28.23)
Forced Fumbles	1 vs. Dartmouth (10.28.23)
Pass Breakups	2 vs. St. Thomas (Minn.) (9.16.23)
	2 vs. Penn (11.11.23)
Blocked Kicks (Punt)	2 vs. Merrimack (9.16.22)

JAMES MOTT

Pass Attempts	3 at Lehigh (9.2.23)
Pass Completions	2 at Lehigh (9.2.23)
Passing Yards	9 at Lehigh (9.2.23)
Long Pass	6 at Lehigh (9.2.23)
Total Offense - Plays	3 at Lehigh (9.2.23)
Total Offense - Yards	9 at Lehigh (9.2.23)

DANIEL MUELLER

Kickoffs	1 at Lehigh (9.2.23)
Kickoff Yards	53 at Lehigh (9.2.23)
Kickoff Average	53.0 at Lehigh (9.2.23)

IVAN MURRAY

Tackles	1 at Maryland (9.21.24)
	1 vs. LIU (9.28.24)

JORDAN NELSON

All-Purpose Yards	0 at Delaware (11.18.23)
Interceptions	1 at Delaware (11.18.23)
Long INT Return	0 at Delaware (11.18.23)
Tackles	7 at Maine (10.19.24)
Tackles For Loss	1.5 at Maine (10.19.24)
Fumble Recoveries	1 at Maine (10.19.24)
Pass Breakups	1 vs. Towson (11.11.23)
Quarterback Hurries	2 vs. Lehigh (9.2.22)

OBINNA NWOBODO

Tackles	6 at Hampton (11.2.24)
Tackles For Loss	1.0 at Delaware (11.18.23)
	1.0 vs. N.C. A&T (11.9.24)
Sacks	0.5 vs. Towson (9.14.24)
Pass Breakups	1 at Monmouth (11.16.24)
Quarterback Hurries	1 vs. Colgate (9.9.23)
	1 vs. Towson (9.14.24)
	1 at Hampton (11.2.24)
	1 vs. Towson (9.14.24)
Blocked Kicks (FG)	1 vs. Towson (9.14.24)

UGO NWOTITE

Tackles	1 vs. N.C. A&T (11.9.24)
---------	--------------------------

JOSH OLUREMI

Tackles	1, 7x
---------	-------

CHANDON PIERRE

Tackles	5 at South Dakota (10.9.21)
Tackles For Loss	1.0, 7x
Sacks	1.0 vs. Southern Illinois (2.20.21)
	1.0 at UAlbany (9.30.23)
	1.0 at N.C. A&T (10.7.23)
Forced Fumbles	1 vs. Southern Illinois (2.20.21)
Quarterback Hurries	1 vs. Missouri State (4.24.21)
	1 vs. YSU (8.29.24)
	1 vs. N.C. A&T (11.9.24)

ETHAN POTTER

Kick Returns	1 vs. Delaware (11.19.22)
	1 vs. N.C. A&T (11.9.24)
	1 at Monmouth (11.16.24)
Kick Return Yards	24 vs. Delaware (11.19.22)
Long Kick Return	24 vs. Delaware (11.19.22)
All-Purpose Yards	24 vs. Delaware (11.19.22)
Interceptions	1 vs. Holy Cross (12.3.21)
Long INT Return	1 vs. Holy Cross (12.3.21)
Tackles	11 at Maine (10.1.22)
	11 at Richmond (10.15.22)
Tackles For Loss	2.5 at Richmond (10.15.22)
Sacks	0.5 at Richmond (10.15.22)
	0.5 vs. UNH (10.26.24)
Pass Breakups	1, 10x
Forced Fumbles	1 at Towson (11.5.22)
Fumble Recoveries	1 vs. Rhode Island (10.23.21)
Quarterback Hurries	1, 6x

ISAIAH RAGLAND

Points	12 vs. LIU (9.28.24)
Touchdowns	2 vs. LIU (9.28.24)
Rush Attempts	17 vs. Towson (9.14.24)
Rushing Yards	141 vs. Towson (9.14.24)
Rushing Touchdowns	2 vs. LIU (9.28.24)
Long Rush	65 vs. Towson (9.14.24)
Receptions	2 at Colgate (9.7.24)
	2 at Maryland (9.21.24)
	2 vs. N.C. A&T (11.9.24)
Receiving Yards	30 at Maryland (9.21.24)
Long Reception	24 at Maryland (9.21.24)
Total Offense - Plays	17 vs. Towson (9.14.24)
Total Offense - Yards	141 vs. Towson (9.14.24)
All-Purpose Yards	141 vs. Towson (9.14.24)

GARRETT ROGAN

Tackles	1 vs. Stony Brook (10.28.23)
	1 vs. N.C. A&T (11.9.24)

JAYLAN SANCHEZ

Points	12 at N.C. A&T (10.7.23)
	12 vs. Towson (9.14.24)
Touchdowns	2 at N.C. A&T (10.7.23)
	2 vs. Towson (9.14.24)
Rush Attempts	1, 5x
Rushing Yards	16 vs. YSU (8.29.24)
Long Rush	16 vs. YSU (8.29.24)
Receptions	6 at N.C. A&T (10.7.23)
Receiving Yards	158 at N.C. A&T (10.7.23)
Receiving Touchdowns	2 at N.C. A&T (10.7.23)
	2 vs. Towson (9.14.24)
Long Reception	72 at Hampton (11.2.24)
Kickoff Returns	2 at William & Mary (11.12.22)
Kickoff Return Yards	39 at W&M (11.12.22)
Long Kickoff Return	30 vs. Hampton (10.29.22)
Total Offense — Plays	1 at W&M (11.12.22)
	1 vs. YSU (8.29.24)
	1 vs. Towson (9.14.24)
Total Offense	-9 at William & Mary (11.12.22)
All-Purpose Yards	157 at N.C. A&T (10.7.23)
Tackles	1 vs. UNH (10.26.24)
	1 vs. N.C. A&T (11.9.24)

CHRISTIAN SAPP

Kick Returns	4 vs. Towson (9.14.24)
Kick Return Yards	64 vs. Towson (9.14.24)
Long Kickoff Return	42 vs. YSU (8.29.24)
All-Purpose Yards	64 vs. Towson (9.14.24)
Interceptions	1 at New Hampshire (11.4.23)
	1 vs. Youngstown State (12.2.23)
	1 at Colgate (9.7.24)
Long INT Return	0 at New Hampshire (11.4.23)
	0 vs. Youngstown State (12.2.23)
	0 at Colgate (9.7.24)
Tackles	6 vs. Towson (9.14.24)
Tackles For Loss	1.0, 5x
Pass Breakups	1 vs. Hampton (10.29.22)
	1 vs. N.C. A&T (11.9.24)
Forced Fumbles	1 at UCF (9.16.23)

CHUCK SMITH

Tackles	8 at The Citadel (11.13.21)
Tackles For Loss	1.5 at VMI (9.23.23)
	1.5 vs. Samford (10.7.23)
Sacks	1.5 vs. Samford (10.7.23)
Pass Breakups	1 vs. Presbyterian (9.16.23)
Forced Fumbles	1, 4x
Fumble Recoveries	1 vs. Kennesaw State (9.18.21)
	1 at VMI (9.25.21)
Quarterback Hurries	2 vs. Presbyterian (9.16.23)
	2 vs. Furman (11.18.23)
	2 at Hampton (11.2.24)

VILLANOVA FOOTBALL GAME NOTES

CAREER HIGHS

DEVIN SMITH

Points	12, 4x
Touchdowns	2, 4x
Rush Attempts	1, 4x
Rushing Yards	6 at Stony Brook (10.5.24)
Long Rush	6 at Stony Brook (10.5.24)
Receptions	7 vs. N.C. A&T (11.9.24)
Receiving Yards	202 at Richmond (11.25.23)
Long Reception	91 at Richmond (11.25.23)
Receiving Touchdowns	2, 4x
Total Offense — Plays	1 at Stony Brook (10.5.24)
Total Offense — Yards	6 at Stony Brook (10.5.24)
Kick Returns	4 at Maryland (9.21.24)
	4 at Maine (10.19.24)
Kick Return Yards	95 at Maine (10.19.24)
Long Kick Return	30 at Howard (11.11.23)
Punt Returns	2 vs. Towson (9.14.24)
Punt Return Yards	19 vs. Towson (9.14.24)
Long Punt Return	19 vs. Towson (9.14.24)
All-Purpose Yards	220 at Richmond (11.25.23)
Tackles	1 vs. Winston-Salem (9.18.21)
	1 at South Carolina State (10.22.22)

ELI SMITH

Rush Attempts	7 at Maine (10.1.22)
	7 at William & Mary (11.12.22)
Rushing Yards	48 at William & Mary (11.12.22)
Long Rush	18 at William & Mary (11.12.22)
Receptions	1 at William & Mary (11.12.22)
	1 at Maine (10.19.24)
Receiving Yards	21 at Maine (10.19.24)
Long Reception	21 at Maine (10.19.24)
Total Offense - Plays	7 at Maine (10.1.22)
Total Offense - Yards	48 at W&M (11.12.22)
All-Purpose Yards	50 at W&M (11.12.22)

JR STRAUSS

Tackles	2 vs. Stony Brook (10.28.23)
	2 at Stony Brook (10.5.24)
Tackles For Loss	1.0 at N.C. A&T (10.7.23)
Blocked Kicks (FG)	1 vs. Towson (9.14.24)

TY TRINH

All-Purpose Yards	24 at Maryland (9.21.24)
Interceptions	1 at Delaware (11.20.21)
	1 at Lehigh (9.2.23)
	1 at Maryland (9.21.24)
Long INT Return	24 at Maryland (9.21.24)
Tackles	12 at New Hampshire (11.4.23)
Tackles For Loss	2.0 at N.C. A&T (10.7.23)
	2.0 at Maryland (9.21.24)
Pass Breakups	2 at UAlbany (9.30.23)
	2 vs. Elon (10.14.23)
Quarterback Hurries	1, 4x
Forced Fumbles	1 vs. Lehigh (9.2.22)
	1 vs. Delaware (11.19.22)
Fumble Recoveries	1 vs. Delaware (11.19.22)

STEPHANE VOLTAIRE

Tackles	1 at New Hampshire (11.4.23)
---------	------------------------------

CONNOR WATKINS

Points	18 vs. Rhode Island (9.23.23)
Touchdowns	3 vs. Rhode Island (9.23.23)
Rush Attempts	13 vs. Elon (10.14.2023)
	13 at South Dakota State (12.9.2023)
	13 vs. Towson (9.14.24)
Rushing Yards	130 vs. Hampton (10.29.22)
Rushing Touchdowns	3 vs. Rhode Island (9.23.23)
Long Rush	75 vs. Hampton (10.29.22)
Pass Attempts	32 at Monmouth (11.16.24)
Pass Completions	20 at Monmouth (11.16.24)
Passing Yards	361 vs. Stony Brook (10.28.23)
Passing TDs	4 at Maine (10.1.22)
	4 vs. Stony Brook (10.28.23)
Long Pass	83 at Maine (10.1.22)
Total Offense - Plays	43 at UAlbany (9.30.23)
	43 at Monmouth (11.16.24)
Total Offense	395 vs. Stony Brook (10.28.23)
All-Purpose Yards	130 vs. Hampton (10.29.22)
Punts	8 at Penn State (9.25.21)
Punting Yards	277 at Penn State (9.25.21)
Long Punt	50 at James Madison (10.9.21)

ISAS WAXTER

All-Purpose Yards	0 vs. Colgate (9.9.23)
	0 at Delaware (11.18.23)
Tackles	7 vs. Delaware (11.23.19)
Tackles For Loss	1.0, 6x
Sacks	1.0 at Lehigh (9.4.21)
Interceptions	1 vs. Colgate (9.9.23)
	1 at Delaware (11.18.23)
	1 vs. Youngstown State (12.2.23)
Long INT Return	0 vs. Colgate (9.9.23)
	0 at Delaware (11.18.23)
	0 vs. Youngstown State (12.2.23)
Pass Breakups	2 vs. Colgate (9.9.23)
Forced Fumbles	2 at Maine (10.19.24)
Fumble Recoveries	1 at Maryland (9.21.24)
Quarterback Hurries	1 at Lehigh (9.2.23)

JAYVONT WILLIAMS

Tackles	1 at South Dakota State (12.9.23)
	1 at Stony Brook (10.5.24)

ISAIAH WRIGHT

Points	6 vs. Stony Brook (10.28.23)
Touchdowns	1 vs. Stony Brook (10.28.23)
Rush Attempts	6 at Colgate (9.7.24)
Rushing Yards	31 at Stony Brook (10.5.24)
Rushing Touchdowns	1 vs. Stony Brook (10.28.23)
Long Rush	25 at Stony Brook (10.5.24)
Receptions	1 at Maine (10.19.24)
Receiving Yards	5 at Maine (10.19.24)
Long Reception	5 at Maine (10.19.24)
Total Offense — Plays	6 at Colgate (9.7.24)
Total Offense — Yards	31 at Stony Brook (10.5.24)
Kickoff Returns	1 vs. LIU (9.28.24)
Kickoff Return Yards	31 vs. LIU (9.28.24)
Long Kickoff Return	31 vs. LIU (9.28.24)
All-Purpose Yards	33 vs. LIU (9.28.24)

ION WYATT

Tackles	3 at Colgate (9.7.24)
Tackles For Loss	0.5 at Colgate (9.7.24)
Pass Breakups	1 at Lehigh (9.2.23)
	1 vs. Stony Brook (10.28.23)



2024-25 Villanova Football
Game Results
All games

Page 1/1
as of Nov 17, 2024

Team Results

	Date	Opponent		Score	Overall	Conf	Time	Attend
	08/29/2024	Youngstown St.	W	24-17	1-0	0-0	2:46	5421
	09/07/2024	at Colgate	W	28-3	2-0	0-0	3:03	2619
*	09/14/2024	Towson	W	14-13	3-0	1-0	3:16	4219
	09/21/2024	at Maryland	L	20-38	3-1	1-0	3:19	38006
	09/28/2024	LIU	W	24-10	4-1	1-0	2:44	6111
*	10/05/2024	at Stony Brook	W	42-24	5-1	2-0	2:54	6142
*	10/19/2024	at Maine	L	7-35	5-2	2-1	2:55	6860
*	10/26/2024	New Hampshire	W	14-6	6-2	3-1	2:43	5015
*	11/02/2024	at Hampton	W	20-14	7-2	4-1	3:06	1454
*	11/09/2024	N.C. A&T	W	31-3	8-2	5-1	3:01	4009
*	11/16/2024	at Monmouth	L	33-40	8-3	5-2	2:47	2856



2024-25 Villanova Football
Overall Team Statistics
All games

Page 1/2
as of Nov 17, 2024

Team Statistics

	VU	OPP
Scoring	257	203
Points per game	23.4	18.5
Points Off Turnovers	27	14
First Downs	202	180
Rushing	101	65
Passing	76	94
Penalty	25	21
Rushing Yardage	1820	1536
Yards gained rushing	2084	1719
Yards lost rushing	264	183
Rushing attempts	399	370
Average per rush	4.6	4.2
Average per game	165.5	139.6
TDs Rushing	23	13
Passing Yardage	1731	1931
Comp-Att-Int	145-275-2	192-299-6
Average per pass	6.3	6.5
Average per catch	11.9	10.1
Average per game	157.4	175.5
TDs Passing	10	11
Total offense	3551	3467
Total plays	674	669
Average per play	5.3	5.2
Average per game	322.8	315.2
Kick returns: #-Yards	26-580	21-421
Punt returns: #-Yards	11-80	10-53
Int returns: #-Yards	6-26	2-0
Kick return average	22.3	20.0
Punt return average	7.3	5.3
Int return average	4.3	0.0
Fumbles-Lost	10-7	12-7
Penalties-Yards	76-675	65-594
Average per game	61.4	54.0
Punts-Yards	53-2200	51-2123
Average per punt	41.5	41.6
Net punt average	39.4	38.9
Kickoffs-Yards	51-3082	44-2627
Average per kick	60.4	59.7
Net kick average	38.8	37.1
Time of possession / game	30:44	29:16
3rd-down conversion	51/137	48/140
3rd-down pct	37%	34%
4rd-down conversion	10/15	10/20



2024-25 Villanova Football
Overall Team Statistics
All games

Page 2/2
as of Nov 17, 2024

	VU	OPP
4rd-down pct	67%	50%
Sacks by-Yards	15-94	31-170
Misc Yards	0	0
Touchdowns scored	33	25
Field goals - attempts	8-14	10-15
On-Side kicks	1-1	0-1
Red-zone scores	(32-37) 86%	(24-35) 69%
Red-zone touchdowns	(26-37) 70%	(19-35) 54%
PAT-attempts	(31-31) 100%	(21-23) 91%
2-point conversion-attempts	(2-2) 100%	(1-2) 50%
Attendance	24775	57937
Games / Avg per game	5/4955	6/9656
Neutral site games	-	0/0

Score by Periods

Team	1st	2nd	3rd	4th	OT	TOT
Villanova	51	52	72	82	0	257
Opponents	68	46	52	37	0	203



2024-25 Villanova Football Individual Statistics All games

Page 1/3
as of Nov 17, 2024

Rushing

Player	gp	att	gain	loss	net	avg	td	lg	avg/g
David Avit	11	140	781	17	764	5.5	8	72	69.5
Isaiah Ragland	9	78	467	10	457	5.9	4	65	50.8
Connor Watkins	11	91	478	162	316	3.5	7	45	28.7
Ja'briel Mace	11	35	180	14	166	4.7	1	24	15.1
Isaiah Wright	9	20	80	12	68	3.4	0	25	7.6
Eli Smith	3	9	40	2	38	4.2	0	9	12.7
Tanner Maddocks	8	5	32	15	17	3.4	2	17	2.1
Jaylan Sanchez	11	4	16	3	13	3.3	0	16	1.2
Devin Smith	11	1	6	0	6	6.0	0	6	0.5
Brendan Bell	11	1	4	0	4	4.0	1	4	0.4
Team	11	15	0	29	-29	-1.9	0	0	-2.6
Total	11	399	2084	264	1820	4.6	23	72	165.5
Opponents	11	370	1719	183	1536	4.2	13	70	139.6

Passing

Player	gp	effic	comp-att-int	pct	yds	td	lg	avg/g
Connor Watkins	11	115.7	137-261-2	52.5	1619	10	72	147.2
Tanner Maddocks	8	124.3	8-14-0	57.1	112	0	24	14.0
Total	11	116.1	145-275-2	52.7	1731	10	72	157.4
Opponents	11	126.6	192-299-6	64.2	1931	11	61	175.5

Receiving

Player	gp	no.	yds	avg	td	lg	avg/g
Devin Smith	11	34	410	12.1	5	71	37.3
Jaylan Sanchez	11	30	431	14.4	3	72	39.2
Lucas Kopecky	8	15	191	12.7	2	26	23.9
Daniel Lopes	11	12	134	11.2	0	23	12.2
Ja'briel Mace	11	10	121	12.1	0	35	11.0
Kenyon Miles	7	9	69	7.7	0	16	9.9
Isaiah Ragland	9	9	69	7.7	0	24	7.7
Chris Colby	8	8	118	14.8	0	24	14.8
Luke Daly	10	6	73	12.2	0	32	7.3
David Avit	11	6	78	13.0	0	37	7.1
Brendan Bell	11	1	0	0.0	0	0	0.0
Nate Hill	6	1	6	6.0	0	6	1.0
Eli Smith	3	1	21	21.0	0	21	7.0
Isaiah Wright	9	1	5	5.0	0	5	0.6
Nolan Clayton	11	1	3	3.0	0	3	0.3
Sean Brodnik	1	1	2	2.0	0	2	2.0
Total	11	145	1731	11.9	10	72	157.4
Opponents	11	192	1931	10.1	11	61	175.5

Punt Returns

Player	no.	yds	avg	td	lg
Tanner Maddocks	6	61	10.2	0	22
Devin Smith	5	19	3.8	0	19
Total	11	80	7.3	0	22
Opponents	10	53	5.3	0	27

Interceptions

Player	no.	yds	avg	td	lg
Zahmir Dawud	2	2	1.0	0	2
Richie Kimmel	1	0	0.0	0	0
Tyrell Mims	1	0	0.0	0	0
Ty Trinh	1	24	24.0	0	24
Christian Sapp	1	0	0.0	0	0
Total	6	26	4.3	0	24
Opponents	2	0	0.0	0	0

Kick Returns

Player	no.	yds	avg	td	lg
Devin Smith	9	190	21.1	0	28
Christian Sapp	8	174	21.8	0	42
Ja'briel Mace	4	128	32.0	0	50
Ethan Potter	2	29	14.5	0	18
Julian Glantz	1	17	17.0	0	17
Isaiah Wright	1	31	31.0	0	31
Nolan Clayton	1	11	11.0	0	11
Total	26	580	22.3	0	50
Opponents	21	421	20.0	0	47

Fumbles Recovered

Player	no.	yds	avg	td	lg
Shane Hartzell	1	18	18.0	0	18
Timmy Furgeson	2	3	1.5	0	3
Richie Kimmel	1	1	1.0	0	1
Isas Waxter	1	0	0.0	0	0
Brendan Bell	1	0	0.0	0	0
Jordan Nelson	1	0	0.0	0	0
Total	7	22	3.1	0	18
Opponents	7	9	1.3	0	9



2024-25 Villanova Football
Individual Statistics
All games

Page 2/3
as of Nov 17, 2024

Scoring

Player	td	fg	PAT						
			kick	rush	rcv	pass	dxp	saf	pts
Ethan Gettman	-	8-14	31-31	-	-	-	-	-	55
David Avit	8	-	-	-	-	-	-	-	48
Connor Watkins	7	-	-	2	-	-	-	-	46
Devin Smith	5	-	-	-	-	-	-	-	30
Isaiah Ragland	4	-	-	-	-	-	-	-	24
Jaylan Sanchez	3	-	-	-	-	-	-	-	18
Tanner Maddocks	2	-	-	-	-	-	-	-	12
Lucas Kopecky	2	-	-	-	-	-	-	-	12
Brendan Bell	1	-	-	-	-	-	-	-	6
Ja'briel Mace	1	-	-	-	-	-	-	-	6
Total	33	8-14	31-31	2	0	0	0	0	257
Opponents	25	10-15	21-23	1	0	0	0	0	203

Total Offense

Player	g	plays	rush	pass	total	avg/g
Connor Watkins	11	352	316	1619	1935	175.9
David Avit	11	140	764	0	764	69.5
Isaiah Ragland	9	78	457	0	457	50.8
Ja'briel Mace	11	35	166	0	166	15.1
Tanner Maddocks	8	19	17	112	129	16.1
Isaiah Wright	9	20	68	0	68	7.6
Eli Smith	3	9	38	0	38	12.7
Jaylan Sanchez	11	4	13	0	13	1.2
Devin Smith	11	1	6	0	6	0.5
Brendan Bell	11	1	4	0	4	0.4
Team	11	0	-29	0	-29	-2.6
Total	11	674	1820	1731	3551	322.8
Opponents	11	669	1536	1931	3467	315.2

Field Goals

Player	fg	pct.	01-19	20-29	30-39	40-49	50-99	lg	blk
Ethan Gettman	8-14	57.1	0-0	3-4	3-5	2-4	0-1	42	2
Opponents	10-15	66.7	0-0	4-4	2-6	4-5	0-0	46	2

Punting

Player	no.	yds	avg	lg	tb	fc	i20	50+	blk
Ethan Gettman	49	2084	42.5	72	3	19	14	8	0
Connor Watkins	4	116	29.0	36	0	0	4	0	0
Total	53	2200	41.5	72	3	19	18	8	0
Opponents	51	2123	41.6	70	3	18	13	9	0

FG Sequence

Team Name	Villanova	Opponents
Maryland	33,(33),(37)	(46)
Youngstown St.	(42),32	(27)
LIU	(24),41	(42)
Stony Brook	26	(24)
Maine	50	
Hampton	42,(29),(40)	
N.C. A&T	(33)	(34)
Monmouth	(26)	
Colgate		(39),34
Towson		(41),31,(23),48,37
New Hampshire		(21),38,(40)

Numbers in parentheses indicate field goal was made

Kickoffs

Player	no.	yds	avg	tb	ob	retn	net	ydln
Ethan Gettman	51	3082	60.4	19	1			
Total	51	3082	60.4	19	1	20	38.8	26
Opponents	44	2627	59.7	15	1	26	37.1	27



2024-25 Villanova Football
Individual Statistics
All games

Page 3/3
as of Nov 17, 2024

All Purpose

Player	g	rush	rcv	pr	kr	ir	total	avg/g
David Avit	11	764	78	0	0	0	842	76.5
Devin Smith	11	6	410	19	190	0	625	56.8
Isaiah Ragland	9	457	69	0	0	0	526	58.4
Jaylan Sanchez	11	13	431	0	0	0	444	40.4
Ja'briel Mace	11	166	121	0	128	0	415	37.7
Connor Watkins	11	316	0	0	0	0	316	28.7
Lucas Kopecky	8	0	191	0	0	0	191	23.9
Christian Sapp	9	0	0	0	174	0	174	19.3
Daniel Lopes	11	0	134	0	0	0	134	12.2
Chris Colby	8	0	118	0	0	0	118	14.8
Isaiah Wright	9	68	5	0	31	0	104	11.6
Tanner Maddocks	8	17	0	61	0	0	78	9.8
Luke Daly	10	0	73	0	0	0	73	7.3
Kenyon Miles	7	0	69	0	0	0	69	9.9
Eli Smith	3	38	21	0	0	0	59	19.7
Ethan Potter	11	0	0	0	29	0	29	2.6
Ty Trinh	11	0	0	0	0	24	24	2.2
Julian Glantz	10	0	0	0	17	0	17	1.7
Nolan Clayton	11	0	3	0	11	0	14	1.3
Nate Hill	6	0	6	0	0	0	6	1.0
Brendan Bell	11	4	0	0	0	0	4	0.4
Zahmir Dawud	11	0	0	0	0	2	2	0.2
Sean Brodnik	1	0	2	0	0	0	2	2.0
Team	11	-29	0	0	0	0	-29	-2.6
Total	11	1820	1731	80	580	26	4237	385.2
Opponents	11	1536	1931	53	421	0	3941	358.3



2024-25 Villanova Football
Overall Defense Statistics
All games

Page 1/1
as of Nov 17, 2024

Team Defense

			Tackles				Sacks	Pass defense			Fumbles		blkd	
##	Player	gp	ua	a	tot	tfl/yds	no-yds	int-yds	brup	qbh	fr-yds	ff	kick	saf
31	Shane Hartzell	11	44	49	93	6.5-25	4-22	.	.	4	1-18	1	.	.
28	Brendan Bell	11	48	43	91	13.5-65	3-31	.	1	2	1-0	1	.	.
34	Ethan Potter	11	32	30	62	2.5-6	0.5-3	.	3	2
44	Richie Kimmel	10	13	37	50	0.5-4	0.5-4	1-0	2	2	1-1	.	.	.
4	Jalen Goodman	11	33	13	46	1-5	.	.	2
9	Ty Trinh	11	27	13	40	4.5-12	.	1-24	3	2
91	Ayden Howard	11	12	20	32	2-2	1.5-1	.	1	3
33	Turner Inge	11	17	12	29	3-10
98	Obinna Nwobodo	11	13	15	28	2.5-7	0.5-3	.	1	2	.	.	1	.
0	Isas Waxter	10	21	7	28	2-2	.	.	2	.	1-0	3	.	.
97	Chuck Smith	11	10	17	27	3-14	0.5-6	.	.	5	.	1	.	.
37	Zahmir Dawud	11	19	7	26	2.5-6	.	2-2	.	.	.	1	.	.
7	Tyrell Mims	10	21	3	24	1-1	.	1-0	2
92	Nigel McSween	11	11	12	23	4-20	3.5-19	.	1	2
93	Capri Martin	11	7	11	18	3.5-13	1-5	.	.	3	.	1	.	.
11	Jordan Nelson	11	6	12	18	1.5-2	.	.	.	1	1-0	.	.	.
25	Christian Sapp	9	14	3	17	1-4	.	1-0	1
10	JR Strauss	11	3	3	6	1	.
38	Newton Essiem	9	4	2	6
52	Chandon Pierre	8	1	5	6	1-2	.	.	.	2
55	Mike Kennedy	11	1	5	6
1	Jon Wyatt	6	2	2	4	0.5-1
8	Kaleb Moody	11	2	2	4	.	.	.	2
40	Jason Hall	11	3	.	3
5	Jaylan Sanchez	11	1	1	2
27	Anthony Hawkins	2	2	.	2
94	Ivan Murray	7	1	1	2
42	Timmy Furgeson	11	.	2	2	2-3	.	.	.
45	Ethan Gettman	11	1	.	1
96	Ugo Nwotite	3	.	1	1
39	Luke Myers	1	1	.	1
32	Omari Bursey	4	.	1	1
36	Damill Bostic	2	1	.	1
21	Jayvont Williams	9	.	1	1
67	Kyle Fay	10	1	.	1
18	Julian Glantz	10	.	1	1
41	Garrett Rogan	9	1	.	1
Totals		11	373	332	705	56-201	15-94	6-26	21	30	7-22	8	2	0
Opponents		11	340	316	656	55-229	31-170	2-0	21	36	7-9	6	2	0



2024-25 Villanova Football
Team Game-by-Game
All games

Page 1/1
as of Nov 17, 2024

Date	Opponent	Rushing				Receiving				Passing				Kick Returns				Punt Returns				tot		
		no.	yds	td	lg	no.	yds	td	lg	cmp	att	int	yds	td	lg	no.	yds	td	lg	no.	yds	td	lg	off
08/29/2024	Youngstown St.	30	246	3	45	6	90	0	35	6	17	0	90	0	35	2	53	0	42	0	0	0	0	336
09/07/2024	at Colgate	32	132	2	23	18	247	2	71	18	28	0	247	2	71	2	57	0	36	0	0	0	0	379
09/14/2024	Towson	38	235	0	65	14	116	2	28	14	25	0	116	2	28	4	64	0	22	2	19	0	19	351
09/21/2024	at Maryland	32	75	1	23	16	156	1	24	16	33	0	156	1	24	4	87	0	25	0	0	0	0	231
09/28/2024	LIU	53	264	3	17	10	128	0	45	10	19	0	128	0	45	2	39	0	31	1	0	0	0	392
10/05/2024	at Stony Brook	39	280	5	72	9	152	1	32	9	19	0	152	1	32	0	0	0	0	2	22	0	22	432
10/19/2024	at Maine	28	35	1	17	18	179	0	23	18	40	2	179	0	23	4	95	0	28	1	0	0	0	214
10/26/2024	New Hampshire	34	145	0	24	7	112	2	31	7	13	0	112	2	31	2	23	0	12	0	0	0	0	257
11/02/2024	at Hampton	42	92	2	27	9	149	0	72	9	22	0	149	0	72	1	26	0	26	3	29	0	18	241
11/09/2024	N.C. A&T	39	223	3	55	18	167	1	34	18	27	0	167	1	34	1	18	0	18	1	0	0	0	390
11/16/2024	at Monmouth	32	93	3	25	20	235	1	37	20	32	0	235	1	37	4	118	0	50	1	10	0	10	328
Villanova		399	1820	23	72	145	1731	10	72	145	275	2	1731	10	72	26	580	0	50	11	80	0	22	3551
Opponents		370	1536	13	70	192	1931	11	61	192	299	6	1931	11	61	21	421	0	47	10	53	0	27	3467

Villanova Averages

Games	Avg/ rush	Avg/ catch	Pass effic	KR avg	PR avg	All purpose avg/game	Total offense avg/game
11	4.6	11.9	116.1	22.3	7.3	385.2	322.8

Date	Opponent	Tackles				Sacks no-yds	Fumble		Pass Defense			blkd kick	PAT attempts			off		
		ua	a total	tfl-yds			ff	fr-yds	int-yds	qbh	brup		kick	rush	rcv	saf	t/o	pts
08/29/2024	Youngstown St.	41	28	69	5.0-15	1-1	1	1-1	2-2	3	2	0	3-3	0	0	0	3	24
09/07/2024	at Colgate	36	22	58	5.0-21	1-12	0	0-0	1-0	3	2	0	4-4	0	0	0	0	28
09/14/2024	Towson	25	58	83	4.0-21	3-17	1	0-0	0-0	8	4	2	2-2	0	0	0	0	14
09/21/2024	at Maryland	44	20	64	7.0-17	1-7	1	1-0	1-24	0	1	0	2-2	0	0	0	3	20
09/28/2024	LIU	21	14	35	1.0-5	0-0	0	2-21	0-0	2	3	0	3-3	0	0	0	14	24
10/05/2024	at Stony Brook	39	44	83	7.0-29	2-19	2	1-0	1-0	4	2	0	6-6	0	0	0	7	42
10/19/2024	at Maine	26	38	64	5.0-17	1-11	2	1-0	0-0	0	0	0	1-1	0	0	0	0	7
10/26/2024	New Hampshire	36	44	80	9.0-38	2-20	1	1-0	0-0	4	2	0	2-2	0	0	0	0	14
11/02/2024	at Hampton	35	32	67	5.0-12	2-3	0	0-0	1-0	4	2	0	2-2	0	0	0	0	20
11/09/2024	N.C. A&T	30	20	50	5.0-13	2-4	0	0-0	0-0	2	2	0	4-4	0	0	0	0	31
11/16/2024	at Monmouth	40	12	52	3.0-13	0-0	0	0-0	0-0	0	1	0	2-2	2	0	0	0	33
Villanova		373	332	705	56.0-201	15-94	8	7-22	6-26	30	21	2	31-31	2	0	0	27	257
Opponents		340	316	656	55.0-229	31-170	6	7-9	2-0	36	21	2	21-23	1	0	0	14	203

Date	Opponent	Punting										Field Goals			Kickoffs				
		no.	yds	avg	long	blkd	tb	fc	50+	i20		md-att	long	blkd	no.	yds	avg	tb	ob
08/29/2024	Youngstown St.	3	138	46.0	62	0	0	2	1	2		1-2	42	0	5	302	60.4	0	0
09/07/2024	at Colgate	6	250	41.7	48	0	1	4	0	2		0-0	0	0	5	317	63.4	1	0
09/14/2024	Towson	7	262	37.4	49	0	0	2	0	3		0-0	0	0	3	185	61.7	0	0
09/21/2024	at Maryland	4	172	43.0	55	0	0	1	2	0		2-3	37	1	4	237	59.3	2	0
09/28/2024	LIU	4	156	39.0	45	0	0	1	0	2		1-2	24	0	5	292	58.4	2	0
10/05/2024	at Stony Brook	5	210	42.0	50	0	1	2	1	1		0-1	0	0	7	443	63.3	3	0
10/19/2024	at Maine	5	209	41.8	48	0	0	2	0	1		0-1	0	1	2	100	50.0	0	1
10/26/2024	New Hampshire	4	172	43.0	72	0	0	1	1	0		0-0	0	0	3	152	50.7	1	0
11/02/2024	at Hampton	7	314	44.9	52	0	1	3	2	3		2-3	40	0	5	322	64.4	3	0
11/09/2024	N.C. A&T	5	219	43.8	57	0	0	0	1	3		1-1	33	0	6	376	62.7	3	0
11/16/2024	at Monmouth	3	98	32.7	44	0	0	1	0	1		1-1	26	0	6	356	59.3	4	0
Villanova		53	2200	41.5	72	0	3	19	8	18		8-14	42	2	51	3082	60.4	19	1
Opponents		51	2123	41.6	70	0	3	18	9	13		10-15	46	2	44	2627	59.7	15	1



2024-25 Villanova Football Opponents Game-by-Game All games

Page 1/1
as of Nov 17, 2024

Date	Opponent	Rushing				Receiving				Passing				Kick Returns				Punt Returns				tot		
		no.	yds	td	lg	no.	yds	td	lg	cmp	att	int	yds	td	lg	no.	yds	td	lg	no.	yds	td	lg	off
08/29/2024	Youngstown St.	40	169	1	17	18	152	1	18	18-25-2	152	1	18	5	101	0	23	0	0	0	0	0	0	321
09/07/2024	at Colgate	26	86	0	25	24	178	0	36	24-42-1	178	0	36	1	16	0	16	0	0	0	0	0	264	
09/14/2024	Towson	31	161	0	70	20	233	1	35	20-38-0	233	1	35	2	33	0	18	2	18	0	12		394	
09/21/2024	at Maryland	30	159	3	20	29	338	2	61	29-34-1	338	2	61	0	0	0	0	1	27	0	27		497	
09/28/2024	LIU	20	96	1	25	11	80	0	18	11-24-0	80	0	18	0	0	0	0	2	-2	0	0		176	
10/05/2024	at Stony Brook	42	163	3	20	22	147	0	27	22-32-1	147	0	27	4	91	0	33	1	-1	0	0		310	
10/19/2024	at Maine	35	155	1	39	18	186	3	55	18-21-0	186	3	55	1	14	0	14	0	0	0	0		341	
10/26/2024	New Hampshire	43	129	0	26	14	125	0	25	14-22-0	125	0	25	2	0	0	0	2	7	0	6		254	
11/02/2024	at Hampton	45	155	1	27	7	84	1	48	7-19-1	84	1	48	1	19	0	19	1	3	0	3		239	
11/09/2024	N.C. A&T	29	119	0	25	7	50	0	14	7-19-0	50	0	14	3	114	0	47	1	1	0	1		169	
11/16/2024	at Monmouth	29	144	3	29	22	358	3	59	22-23-0	358	3	59	2	33	0	19	0	0	0	0		502	
Opponents		370	1536	13	70	192	1931	11	61	192-299-6	1931	11	61	21	421	0	47	10	53	0	27		3467	
Villanova		399	1820	23	72	145	1731	10	72	145-275-2	1731	10	72	26	580	0	50	11	80	0	22		3551	

Opponents Averages

Games	Avg/ rush	Avg/ catch	Pass effic	KR avg	PR avg	All purpose avg/game	Total offense avg/game
11	4.2	10.1	126.6	20.0	5.3	358.3	315.2

Date	Opponent	ua	Tackles			Sacks no-yds	Fumble		Pass Defense			blkd kick	PAT attempts			off		
			a	total	tfl-yds		ff	fr-yds	int-yds	qbh	brup		kick	rush	rcv	saf	t/o	pts
08/29/2024	Youngstown St.	27	10	37	2.0-13	2-13	0	0-0	0-0	3	1	0	2-2	0	0	0	0	17
09/07/2024	at Colgate	27	32	59	4.0-22	2-19	0	0-0	0-0	3	2	0	0-0	0	0	0	0	3
09/14/2024	Towson	31	42	73	5.0-10	3-8	2	2-0	0-0	6	0	0	1-1	0	0	0	0	13
09/21/2024	at Maryland	38	16	54	6.0-33	3-21	0	0-0	0-0	2	2	1	5-5	0	0	0	0	38
09/28/2024	LIU	42	32	74	5.0-14	3-11	0	0-0	0-0	1	1	0	1-1	0	0	0	0	10
10/05/2024	at Stony Brook	30	18	48	6.0-21	3-13	0	1-0	0-0	6	2	0	3-3	0	0	0	7	24
10/19/2024	at Maine	25	44	69	9.0-56	7-51	2	2-0	2-0	8	5	1	3-4	1	0	0	7	35
10/26/2024	New Hampshire	19	36	55	3.0-5	2-3	2	2-9	0-0	2	1	0	0-0	0	0	0	0	6
11/02/2024	at Hampton	39	20	59	6.0-28	4-20	0	0-0	0-0	0	6	0	2-2	0	0	0	0	14
11/09/2024	N.C. A&T	31	32	63	7.0-20	1-9	0	0-0	0-0	4	1	0	0-0	0	0	0	0	3
11/16/2024	at Monmouth	31	34	65	2.0-7	1-2	0	0-0	0-0	1	0	0	4-5	0	0	0	0	40
Opponents		340	316	656	55.0-229	31-170	6	7-9	2-0	36	21	2	21-23	1	0	0	14	203
Villanova		373	332	705	56.0-201	15-94	8	7-22	6-26	30	21	2	31-31	2	0	0	27	257

		Punting										Field Goals			Kickoffs				
Date	Opponent	no.	yds	avg	long	blkd	tb	fc	50+	i20	md-att	long	blkd	no.	yds	avg	tb	ob	
08/29/2024	Youngstown St.	2	110	55.0	65	0	0	1	1	2	1-1	27	0	4	236	59.0	2	0	
09/07/2024	at Colgate	6	279	46.5	60	0	0	3	1	1	1-2	39	0	2	128	64.0	0	0	
09/14/2024	Towson	5	211	42.2	57	0	0	1	1	2	2-5	41	2	4	239	59.8	0	0	
09/21/2024	at Maryland	1	39	39.0	39	0	1	0	0	0	1-1	46	0	7	445	63.6	3	0	
09/28/2024	LIU	6	242	40.3	51	0	0	3	1	2	1-1	42	0	3	182	60.7	1	0	
10/05/2024	at Stony Brook	8	355	44.4	62	0	0	3	2	2	1-1	24	0	4	260	65.0	4	0	
10/19/2024	at Maine	4	145	36.3	45	0	2	0	0	0	0-0	0	0	6	376	62.7	2	0	
10/26/2024	New Hampshire	3	142	47.3	49	0	0	3	0	0	2-3	40	0	2	94	47.0	0	0	
11/02/2024	at Hampton	8	270	33.8	45	0	0	3	0	1	0-0	0	0	3	173	57.7	0	1	
11/09/2024	N.C. A&T	6	226	37.7	70	0	0	1	1	2	1-1	34	0	2	118	59.0	1	0	
11/16/2024	at Monmouth	2	104	52.0	53	0	0	0	2	1	0-0	0	0	7	376	53.7	2	0	
Opponents		51	2123	41.6	70	0	3	18	9	13	10-15	46	2	44	2627	59.7	15	1	
Villanova		53	2200	41.5	72	0	3	19	8	18	8-14	42	2	51	3082	60.4	19	1	



2024-25 Villanova Football Team Game-by-Game Comparison All games

Page 1/1
as of Nov 17, 2024

Opponent	Score	First Downs				Rushing Number-Yards	Passing		Total Offense Plays-Yards	Return Yards	Turn- Overs
		Total	Rush	Pass	Pen		Comp-Att.-Int	Yards			
Youngstown St.	24-17	15 / 21	11 / 9	3 / 12	1 / 0	30-246 / 40-169	6-17-0 / 18-25-2	90 / 152	47-336 / 65-321	56 / 101	0 / 3
Colgate	28-3	20 / 18	9 / 5	10 / 10	1 / 3	32-132 / 26-86	18-28-0 / 24-42-1	247 / 178	60-379 / 68-264	57 / 16	0 / 1
Towson	14-13	20 / 17	12 / 5	7 / 10	1 / 2	38-235 / 31-161	14-25-0 / 20-38-0	116 / 233	63-351 / 69-394	83 / 51	2 / 0
Maryland	20-38	20 / 25	8 / 6	7 / 19	5 / 0	32-75 / 30-159	16-33-0 / 29-34-1	156 / 338	65-231 / 64-497	111 / 27	0 / 2
LIU	24-10	22 / 10	16 / 3	5 / 4	1 / 3	53-264 / 20-96	10-19-0 / 11-24-0	128 / 80	72-392 / 44-176	60 / -2	0 / 2
Stony Brook	42-24	19 / 18	10 / 10	5 / 8	4 / 0	39-280 / 42-163	9-19-0 / 22-32-1	152 / 147	58-432 / 74-310	22 / 90	1 / 2
Maine	7-35	17 / 14	4 / 4	10 / 7	3 / 3	28-35 / 35-155	18-40-2 / 18-21-0	179 / 186	68-214 / 56-341	95 / 14	4 / 1
New Hampshire	14-6	14 / 18	7 / 7	6 / 7	1 / 4	34-145 / 43-129	7-13-0 / 14-22-0	112 / 125	47-257 / 65-254	23 / 16	2 / 1
Hampton	20-14	12 / 12	6 / 7	3 / 3	3 / 2	42-92 / 45-155	9-22-0 / 7-19-1	149 / 84	64-241 / 64-239	55 / 22	0 / 1
N.C. A&T	31-3	22 / 9	13 / 4	7 / 2	2 / 3	39-223 / 29-119	18-27-0 / 7-19-0	167 / 50	66-390 / 48-169	18 / 115	0 / 0
Monmouth	33-40	21 / 18	5 / 5	13 / 12	3 / 1	32-93 / 29-144	20-32-0 / 22-23-0	235 / 358	64-328 / 52-502	128 / 33	0 / 0
Totals	257-203	202 / 180	101 / 65	76 / 94	25 / 21	399-1820 / 370-1536	145-275-2 / 192-299-6	1731 / 1931	674-3551 / 669-3467	708 / 483	9 / 13

Opponents	3rd Down Conversion	4th Down Conversion	Time of Possession	TOP Margin	Avg Yds/Rush	Avg Yds/Pass	Avg Yds/Play	Punting Number-Avg	Penalties Number-Yards	Sacks
Youngstown St.	3-9 / 4-10	0-0 / 2-3	23:48 / 36:12	-12:24	8.2 / 4.2	5.3 / 6.1	7.1 / 4.9	3-46.0 / 2-55.0	4-30.0 / 4-30.0	1 / 2
Colgate	4-10 / 3-14	0-0 / 1-3	29:09 / 30:51	-01:42	4.1 / 3.3	8.8 / 4.2	6.3 / 3.9	6-41.7 / 6-46.5	7-60.0 / 2-14.0	1 / 2
Towson	5-12 / 5-17	0-0 / 1-1	33:03 / 26:57	06:06	6.2 / 5.2	4.6 / 6.1	5.6 / 5.7	7-37.4 / 5-42.2	7-65.0 / 8-50.0	3 / 3
Maryland	4-13 / 7-10	1-2 / 1-1	32:16 / 27:44	04:32	2.3 / 5.3	4.7 / 9.9	3.6 / 7.8	4-43.0 / 1-39.0	3-15.0 / 8-89.0	1 / 3
LIU	7-14 / 1-9	0-1 / 0-0	37:05 / 22:55	14:10	5.0 / 4.8	6.7 / 3.3	5.4 / 4.0	4-39.0 / 6-40.3	10-90.0 / 8-75.0	0 / 3
Stony Brook	3-10 / 4-15	0-1 / 2-2	28:02 / 31:58	-03:56	7.2 / 3.9	8.0 / 4.6	7.4 / 4.2	5-42.0 / 8-44.4	4-20.0 / 8-84.0	2 / 3
Maine	7-15 / 3-11	1-2 / 0-1	29:07 / 30:53	-01:46	1.3 / 4.4	4.5 / 8.9	3.1 / 6.1	5-41.8 / 4-36.3	10-100.0 / 6-70.0	1 / 7
New Hampshire	3-10 / 6-15	1-1 / 0-2	24:22 / 35:38	-11:16	4.3 / 3.0	8.6 / 5.7	5.5 / 3.9	4-43.0 / 3-47.3	9-74.0 / 4-30.0	2 / 2
Hampton	3-16 / 6-16	1-2 / 0-2	31:44 / 28:16	03:28	2.2 / 3.4	6.8 / 4.4	3.8 / 3.7	7-44.9 / 8-33.8	8-70.0 / 4-27.0	2 / 4
N.C. A&T	5-13 / 2-12	2-2 / 1-3	36:42 / 23:18	13:24	5.7 / 4.1	6.2 / 2.6	5.9 / 3.5	5-43.8 / 6-37.7	7-80.0 / 9-70.0	2 / 1
Monmouth	7-15 / 7-11	4-4 / 2-2	32:49 / 27:11	05:38	2.9 / 5.0	7.3 / 15.6	5.1 / 9.7	3-32.7 / 2-52.0	7-71.0 / 4-55.0	0 / 1
Totals	51-137 / 48-140	10-15 / 10-20	338:07 / 321:53	16:14	4.6 / 4.2	6.3 / 6.5	5.3 / 5.2	53-41.5 / 51-41.6	76-675.0 / 65-594.0	15 / 31

Note: Game totals are displayed in the format TEAM/OPPONENT for each category