

UNIVERSITY OF DELAWARE

FIGHTIN' BLUE HENS

FOOTBALL

6-TIME NATIONAL CHAMPIONS (1946, 1963, 1971, 1972, 1979, 2003) • 17 CONFERENCE TITLES • 24 NCAA PLAYOFF APPEARANCES

2024 SCHEDULE/RESULTS		
Aug. 29	Bryant	W, 48-17
Sep. 14	at North Carolina A&T *	W, 42-13
Sep. 21	Penn	W, 29-22
Sep. 28	Sacred Heart @	W, 49-0
Oct. 5	at Monmouth *	W, 42-35
Oct. 12	Maine *	W, 44-21
Oct. 19	at Richmond *	L, 28-9
Oct. 26	UAlbany *%	W, 28-14
Nov. 9	Rhode Island *	W, 24-21
Nov. 16	Campbell *	W, 41-22
Nov. 23	at Villanova *	1 p.m.
* - CAA Game		
@ - Parents & Family Weekend		
% - Homecoming		



GAME INFO	
Date	Nov. 23, 2024
Kickoff	1 p.m. ET
Location	Villanova, Pa.
Venue	Villanova Stadium (12,500)
Surface	Turf
Stream	FloFootball
Radio	WDSD 94.7 FM
Live Stats	BlueHens.com



THE COACHES	
Ryan Carty (Delaware, '06) Record at Delaware: 26-10 (3rd Season) Career Record: 26-10 (3rd Season) Record vs. Villanova: 0-2	Mark Ferrante (St. Lawrence, '82) Record at Villanova: 55-32 (7th Season) Career Record: 55-32 (7th Season) Record vs. Delaware: 6-1

THE SERIES
Overall: 22-34-1
at Delaware: 10-17-1
at Villanova: 12-17
Last Time: H - L, 35-7 - 11/18/23
Streak: L3

HEN HOUSE	
BROADCAST INFORMATION	
Stream	FloFootball
Play-by-Play	Ben Curtis
Analyst	Steve Pinone
RADIO	
Flagship	94.7 FM WDSD
Stream	iHeart.com/live/461
Play-by-Play	Scott Klatzkin
Analyst	Bill Harman
Sideline	Nick Alessandrini
STUDENT RADIO	
Flagship	91.3 FM WVUD
Stream	wvud.org
Play-by-Play	Jason Wasserman
Analyst	Jared Wasserman
SOCIAL MEDIA	
X	@Delaware_FB
	@UDBlueHens
Instagram	@delaware_fb
	@udbluehens
Facebook	@DelawareFootball
	@UDBlueHens

HEN TRACKS
✦ The Blue Hens close out the 2024 season and the FCS era when they travel to Villanova on Saturday. It will be the 58th edition of the Battle of the Blue and the 26th-consecutive season that the two programs have met on the gridiron.
✦ Saturday will be Delaware's final game in the FCS as the Blue Hens will transition to FBS and Conference USA in 2025. UD became an FCS member prior to the 1980 season and has racked up 340 wins with 34 winning seasons and 19 FCS playoff appearances. Since joining the CAA in 2007, the football program has won 73 CAA games and two CAA championships.
✦ A win on Saturday would move Delaware to 10-1 on the season, the Blue Hens' most wins in a season since 2010 when UD went 12-3 and advanced to the FCS national championship game. It would also give UD 27 wins over the last three seasons, the most in a three-year stretch since winning 30 games from 2003-05.
✦ Delaware is coming off a 41-22 victory over Campbell in the home finale last Saturday. It was the third time this season the Blue Hens surpassed 500 yards of total offense and the fourth time rushing for more than 200 yards. It was the sixth 40-point performance of the season, the most since doing it eight times in 2003.
✦ The victory gave the Blue Hens a perfect 7-0 record at Delaware Stadium in 2024, the 14th undefeated home slate since the first full season at Delaware Stadium in 1953, and the fifth that has consisted of seven wins or more. Delaware has now won at least nine games in consecutive seasons, marking the first time since the 2003-04 seasons.
✦ Nick Minicucci was named the CAA Co-Offensive Player of the Week, his first career weekly honor, after passing for career-highs of 230 yards and four touchdowns against the Camels. He also ran for personal-bests of 78 yards and two scores. His six total touchdowns were the most since Nolan Henderson accounted for six scores against Monmouth in 2022. He became the first Delaware quarterback to rush for multiple touchdowns since Joe Walker ran for a pair against James Madison in 2015.
✦ Marcus Yarns ran for 134 yards against Campbell, his third-consecutive 100-yard performance. It was his fourth of the season and eighth of his career, tying him for eighth all-time in program history. He is the first Blue Hen since Dejour Lee in 2021 to rush for 100 yards in three-consecutive games. Against Rhode Island, Yarns became the 18th player in UD history to rush for 2,000 career yards, and he needs 18 yards on Saturday to become the 24th Blue Hen to reach 3,000 career all-purpose yards.
✦ Phil Lutz caught a pair of touchdowns against Campbell to give him 11 touchdown receptions on the season. He is the fifth Blue Hen all-time to reach 10 touchdown receptions, and first since Thyrick Pitts in 2022. Lutz is now tied for second all-time at Delaware for touchdown catches in a season with James Anderson (1987) and one behind Pat Walker (1969).
✦ Delaware's defense held Campbell to 60 rushing yards, the fourth opponent held under 75 rushing yards this season. Calson Goodwill sealed the win with his first-career interception, the third time in 2024 the Blue Hens ended an opponent's final drive with an interception (Penn, Rhode Island, Campbell).
✦ KT Seay is tied for the CAA lead and is tied for fifth in the country with four interceptions this season. It is the most in a season by a Blue Hen since Nasir Adderley had four in 2018. The last time a UD defender recorded five interceptions in a season was Adderley in 2017.

THE MATCHUP		
	UD	VU
Scoring Offense (PPG)	35.6	23.4
Scoring Defense (PPG)	19.3	18.5
First Downs/Game	23.8	18.4
Rushing Yards/Game	183.1	165.5
Rushing Defense/Game	101.8	139.6
Passing Yards/Game	257.6	157.4
Passing Defense/Game	213.6	175.6
Total Offense/Game (YPG)	440.7	322.8
Total Defense/Game (YPG)	315.4	315.2
Kickoff Return Avg.	17.7	22.3
Punt Return Avg.	12.6	7.3
Punts (Avg)	26 (41.0)	53 (41.5)
Fumbles-Lost	10-4	10-7
Penalties (YPG)	48 (47.5)	76 (61.4)
Possession Time/Game	31:08	30:44
Third-Down Conversions	49% (72-147)	37% (51-137)
Fourth-Down Conversions	65% (20-31)	67% (10-15)
Red Zone TDs	74% (31-42)	70% (26-37)
Opp. Red Zone TDs	64% (18-28)	54% (19-35)

DEPTH CHART

OFFENSE

QB	14	Ryan O'Connor	Sr.	6-3	215
	3	Zach Marker	Gr.	6-2	205
	4	Nick Minicucci	So.	6-2	215
RB	21	Marcus Yarns	Gr.	5-11	190
	27	Jo'Nathan Silver	Jr.	5-10	200
WR	13	Phil Lutz	Gr.	6-0	191
	8	Nicholas Laboy	Gr.	6-2	192
WR	0	Max Patterson	Sr.	6-0	185
	15	Jake Thaw	Gr.	6-2	190
WR	1	JoJo Bermudez	Jr.	5-9	172
	9	Ja'Carree Kelly	So.	5-8	170
TE	88	Elijah Sessoms	Jr.	6-3	255
	12	Caleb Fauria	Gr.	6-5	243
LT	70	Anwar O'neal	So.	6-5	295
	54	Fintan Brose	Gr.	6-2	301
LG	71	Patrick Shupp	Gr.	6-3	355
	65	Wahkeem Roman	Sr.	6-7	315
C	55	Brock Gingrich	Gr.	6-2	305
	61	Steven Demboski	Jr.	6-3	300
RG	73	Bradly Anyanwu	Gr.	6-3	330
	62	Anthony Caccese	So.	6-6	300
RT	67	Blaise Sparks	Gr.	6-7	320
	77	Cole Snyder	Sr.	6-6	316

DEFENSE

DL	95	Melkart Abou-Jaoude Jr.	Gr.	6-5	260
	8	Ethan Saunders	Gr.	6-0	250
DL	9	Keyshawn Hunter	Sr.	6-0	270
	52	Dominick Broгна	Jr.	6-2	290
DL	93	Jack Hall	Gr.	6-2	280
	11	James Yelbert	Sr.	6-5	255
LB	35	Gavin Moul	So.	6-0	226
	32	Marje Mulumba	Sr.	6-2	215
LB	19	Dillon Trainer	Gr.	6-1	225
	7	Marc Viechec	Gr.	5-11	220
LB	1	Ty Davis	Sr.	6-3	215
	10	Blake Matthews	Jr.	6-2	215
S	31	Hasson Manning Jr.	So.	5-11	185
	18	Mysonne Pollard	Jr.	6-2	185
S	14	KT Seay	So.	6-2	189
	21	Anthony Crenshaw Jr.	So.	6-0	200
S	17	Jason Scott	Gr.	6-0	185
	22	Nic Ware	Gr.	6-0	195
CB	24	Tyron Herring	Gr.	6-2	195
	16	Kshawn Cox	So.	5-10	175
CB	4	A'Khouri Lyde	Jr.	5-9	183
	2	Nate Evans	Sr.	6-0	183

SPECIAL TEAMS

KR	18	Mysonne Pollard	Jr.	6-2	185
	9	Ja'Carree Kelly	So.	5-8	170
PR	15	Jake Thaw	Gr.	6-2	190
	87	Donovan Lewis	So.	5-9	185
PK	91	Nate Reed	Sr.	6-3	180
	92	Skyler Sholder	Fr.	5-10	187
P	39	Josh Cupitt	Gr.	5-11	182
	49	Brandon Ratcliffe	Gr.	6-1	187
LS	57	Noah Vitko	So.	6-0	238
	47	Ethan Dumont	Gr.	6-0	218
H	39	Josh Cupitt	Sr.	5-11	182
	4	Nick Minicucci	So.	6-2	215

START CHART

OFFENSE

No.	Player	Career GP	UD Starts	2024 Starts	Consec. Starts
0	Max Patterson	35	5	5	1
1	JoJo Bermudez	15	5	3	--
3	Zach Marker	9	6	3	--
4	Nick Minicucci	14	5	4	3
8	Nicholas Laboy	30	4	4	--
9	Ja'Carree Kelly	14	7	7	--
12	Caleb Fauria	27	9	9	3
13	Phil Lutz	42	12	10	10
14	Ryan O'Connor	17	13	3	--
15	Jake Thaw	27	--	--	--
21	Marcus Yarns	43	21	8	6
23	Quincy Watson	51	5	1	--
27	Jo'Nathan Silver	25	1	1	--
28	Saeed St. Fleur	23	--	--	--
54	Fintan Brose	40	27	1	--
55	Brock Gingrich	44	38	8	7
61	Steven Demboski	15	2	2	--
67	Blaise Sparks	38	34	9	7
70	Anwar O'neal	12	10	10	10
71	Patrick Shupp	44	36	10	23
73	Bradly Anyanwu	49	30	10	10
77	Cole Snyder	17	1	--	--
88	Elijah Sessoms	23	2	2	1

DEFENSE

No.	Player	Career GP	UD Starts	2024 Starts	Consec. Starts
1	Ty Davis	37	30	9	1
2	Nate Evans	16	2	2	--
3	Alex Villas	37	10	--	--
4	A'Khouri Lyde	23	11	8	3
8	Ethan Saunders	37	3	2	--
9	Keyshawn Hunter	26	17	6	--
10	Blake Matthews	25	--	--	--
14	KT Seay	22	20	10	11
16	Kshawn Cox Jr.	8	--	--	--
17	Jason Scott	38	9	9	1
19	Dillon Trainer	42	15	6	2
22	Nic Ware	51	24	2	--
24	Tyron Herring	39	22	10	11
31	Hasson Manning Jr.	23	9	8	1
32	Marje Mulumba	31	5	5	--
35	Gavin Moul	22	10	10	10
52	Dominick Broгна	24	5	4	3
93	Jack Hall	43	21	7	1
95	Melkart Abou-Jaoude	24	12	10	10
98	Nick Karika	29	3	2	--

RECORDS ARE MEANT TO BE BROKEN

Delaware has had three individuals etch their names at the top of the UD record books this season.

Phil Lutz set the program record with touchdown catches in seven-consecutive games to start the season. No other Blue Hen had ever caught touchdown passes in more than five-straight games.

Zach Marker set the Delaware record for consecutive pass attempts (189) without an interception, breaking the previous record of 176 held by Joe Flacco. The streak started during the 2023 season at Penn State and is still active.

Nate Reed set the Delaware single-season record with his 38th touchback of the season against UAlbany. He broke the previous record of 37 set by Jake Roth in 2018. He has since extended his record to 44 touchbacks on 66 kickoffs.

20-10 CLUB

In the win over UAlbany, Marcus Yarns became the third Blue Hen to score at least 20 rushing touchdowns and 10 receiving touchdowns in his career. He currently has 22 rushing and 10 receiving scores. The only other two are Lanue Johnson (29/12; 1990-93) and Butter Pressey (22/12; 1998-01).

LOADED QB ROOM

The Blue Hens have a very deep quarterback room with three different quarterbacks - Ryan O'Connor, Zach Marker and Nick Minicucci - that have each won three games this season. All three have had two games in 2024 with at least three passing touchdowns. The same trio all started and won at least one game in 2023.

Since start of 2023

Ryan O'Connor:	13 GP	13 GS	2,986 yds	31 Total TDs
Nick Minicucci:	14 GP	5 GS	1,101 yds	16 Total TDs
Zach Marker:	9 GP	5 GS	1,689 yds	15 Total TDs

MR. RELIABLE

Phil Lutz has turned into Delaware's top target in the passing game, leading the team with 41 catches for 816 yards and 11 touchdowns. He is fourth nationally in receiving touchdowns and fifth in yards per catch (19.9). He is second the CAA in touchdown receptions and yards per catch, and fifth in receiving yards per game (81.6).

Of his 41 receptions this season, 23 have gone for 15+ yards and seven of his 11 touchdown catches are from 25-yards or longer.

On October 12 against Maine, Lutz caught a touchdown pass for the sixth-consecutive game to set a Delaware record. Three players - Jamie Jarmon (2017), James Anderson (1987) and Bob Norris (1986) - had previously recorded touchdown catches in five-straight games. Lutz would go on to extend the record to seven-straight games with a touchdown reception at Richmond.

IT'S ALL ABOUT THE TURNOVER MARGIN

In nearly three seasons under head coach Ryan Carty, the Blue Hens are 17-0 when winning the turnover ratio. They are undefeated in nine games in which they haven't committed a turnover and 10-0 when having a turnover margin of +2 or better in a game, including four games in 2024.

Delaware's win over Maine was the program's first time with a +4 turnover margin with zero turnovers committed since a 34-14 victory over Delaware State during the 2021 spring season.

GETTING TO THE QUARTERBACK

The Delaware defense have gotten to the quarterback with 28 total sacks through the first 10 games, the program's most since registering 28 sacks in 2014. Two more sacks would give the Blue Hens 30 sacks for the first time since 2007 (33). UD's 2.8 sacks per game is 12th in the country and fourth in the CAA.

The Blue Hens had a season-high five sacks against both N.C. A&T and Sacred Heart, the team's most in a game since recording six against Monmouth in 2022.

JUST KEEP SCORING, JUST KEEP SCORING

Delaware's prolific offense has scored 356 total points in 2024, averaging 35.6 points per game. UD's scoring offense ranks second in the CAA and is 15th nationally. The Blue Hens are on pace to have the program's highest scoring offense since the 2007 season (36.2 ppg).

UD has scored 47 touchdowns on offense this season and has scored at least five offensive touchdowns in six contests. UD has shown amazing balance with 27 passing touchdowns and 20 rushing touchdowns. Delaware is one of five teams (Missouri State, Abilene Christian, Monmouth, North Dakota State) in FCS to have at least 27 passing touchdowns and 20 rushing scores.

The Blue Hens have scored at least 40 points in six games this season, the most since doing it eight times in 2003.

FLOODING THE TUB

Through its seven home games in 2024, Delaware ranks third in the country in total attendance (121,305). It is UD's highest accumulated attendance since 2013 (126,754) and the Blue Hens are one of seven FCS teams to surpass 100,000 fans this season.

Delaware's average of 17,329 is eighth nationally, leads the CAA and would rank fourth in Conference USA.

SECOND HALF SURGING

The Blue Hens have been a dominant team all season, especially in the second half. The offense has scored 197 points before halftime and 159 after, but the defense has held opponents to 61 total points and an average of 131.1 yards in the second half. UD is outscoring opponents by an average margin of 9.8 points and has shut out its opponent three times over the final 30 minutes.

KINGS OF THE YAC

Delaware's receivers have proven to be explosive playmakers with the ball in their hands, racking up the yards-after-catch (YAC). Through the first 10 games of the season, UD has 1,130 yards of YAC to account for 44-percent of the team's total receiving yards. Six different receivers have led the team in YAC this season and Phil Lutz has a team-high of 263 YAC yards.

In 2023, the Blue Hens finished with 1,426 total YAC yards to account for 43 percent of the team's overall receiving yards.

Game	Team YAC	Individual Leader
Bryant	106	Bermudez (36)
NC A&T	136	Kelly (33)
Penn	108	Lutz (44)
Sacred Heart	131	Thaw / Lutz (44)
Monmouth	131	Yarns (89)
Maine	163	Lutz (76)
Richmond	107	Silver (44)
UAlbany	90	Bermudez (39)
Rhode Island	90	Lutz (30)
Campbell	68	Lutz (28)

QUICK FACTS**THE UNIVERSITY OF DELAWARE**

Location	Newark, Del.
Founded	1743
Enrollment	24,039
President	Dennis Assanis
Director of Athletics	Chrissi Rawak
Nickname	Fightin' Blue Hens
Colors	Blue and Gold
Home Facility (Capacity)	Delaware Stadium (18,077)
Conference	Coastal Athletic Association (CAA)
Official Mascots	YoUDEe, Baby Blue
Athletics Website	www.BlueHens.com

COACHING STAFF**On the Field**

Head Coach	Ryan Carty
Offensive Coordinator / WR	Terence Archer
Defensive Coordinator	Manny Rojas
Special Teams Coordinator / Linebackers	Rocco DiMeco
Running backs	Andrew Pierce
Offensive Line / Run Game Coordinator	Chris Rogers
Defensive Line	Kyre Hawkins
Senior Offensive Analyst	Tyler Ferguson
Offensive Analyst	Ty Crabb
Offensive Analyst	Jourdan Townsend

In the Booth

Safeties	Art Link
Quarterbacks / Pass Game Coordinator	Sean Goldrich
Tight Ends	Garrett Smith
Cornerbacks / Def. Pass Game Coordinator	Corico Wright
Senior Defensive Analyst	Nick Hunter

SUPPORT STAFF

Senior Associate AD, Football	Jerry Oravitz
Associate AD, Football Operations	Michael Armstrong
Associate AD, Strength and Conditioning	Chris Stewart
Head Football Athletic Trainer	Annie Stock
Chief Medical Officer	Dr. Andrew Reisman
Director, Performance Nutrition	Austin Mark
Director, Sports Science and Analytics	Christina Rasnake
Head Football Equipment Manager	Alec Schwartz
Assistant Director, Football Ops / On Campus Recruiting	Haley Alioto
Director, Football Video / Analytics	JT Tober
Director, Player Personnel	Ben Rubenstein

PROGRAM INFORMATION

2023 Overall Record / Conference	9-4 / 6-2
Starters R/L:	Offense (7/4) Defense (8/3)
Letterwinners R/L:	66/43

Program's First Year	1889
All-Time Record (PCT)	739-484-43 (.601)
All-Time Delaware Stadium Record (PCT)	339-117-4 (.741)
National Championships (Last)	6 (2003)
NCAA FCS & I-AA Playoff Appearances (Last)	24 (2023)
Conference Championships (Last)	17 (2020-21)
2024 Team Captains	Tyron Herring, Brock Gingrich
	Ryan O'Connor, Dillon Trainer

ATHLETIC COMMUNICATIONS

Football Primary Contact	Brendan Thomas
Email	brendant@udel.edu
Football Secondary Contact	Michael Riccio
Email	mrccio@udel.edu
Web	BlueHens.com

BLUE HENS IN 2024

OVERALL

Record	9-1
At home	7-0
Away	2-1
Current Streak	W3
Home Streak	W8
Road Streak	L1
vs. FCS ranked opponents	1-1
On grass	1-0
On turf	8-1
At night	2-0

CAA

Overall	6-1
At home	4-0
Away	2-1

BY MONTH

August	1-0
September	3-0
October	3-1
November	2-0

WHEN DELAWARE...

Scores first	7-1
Opponent scores first	2-0
Leading at half	6-0
Trailing at half	2-1
Tied at half	1-0
Leading after 3 quarters	8-0
Trailing after 3 quarters	1-1
Tied after 3 quarters	0-0
In overtime	0-0
Scoring 20 points or less	0-1
Scoring 20-29 points	3-0
Scoring 30-39 points	0-0
Scoring 40+ points	6-0
Allowing 10 points or less	1-0
Allowing 11-21 points	5-0
Allowing 22+ points	3-1
Out-passing opponent	4-1
Out-rushing opponent	8-0
Out-gaining opponent (total off.)	8-0
Out-gained by opponent	1-1
Leading time of possession	6-0
Trailing time of possession	3-1
With an individual 100-yd rusher	4-0
With an individual 100-yd receiver	3-0
With an individual 200-yd passer	6-1
With opponent 100-yd rusher	1-0
With opponent 100-yd receiver	2-0
With opponent 200-yd passer	4-0
When leading turnover ratio	7-0
When trailing turnover ratio	1-1
When turnover ratio is tied	1-0

BY UNIFORM COMBO

Black Jersey / Black Pants	2-0
White Jersey / Blue Pants	1-0
Blue Jersey / Blue Pants	2-0
Blue Jersey / Gold Pants	3-0
White Jersey / White Pants	1-0
White Jersey / Gold Pants	0-1

KEEP THE WINS COMING, COACH

Head coach Ryan Carty has 26 wins through his first 36 games at the helm of his alma mater. The Blue Hens' victory over Rhode Island on November 9 was his 25th career victory, tying him with David Nelson for the third-fastest Delaware coach to reach 25 wins behind only William Murray (29 games) and K.C. Keeler (33).

OFFICIALLY INVITED

Marcus Yarns has officially been invited to participate in the 2025 East-West Shrine Bowl. The longest-running college all-star game in the country, the 100th rendition of the game will take place on January 30, 2025 at AT&T Stadium, home of the Dallas Cowboys, in Arlington, Texas and can be watched live on the NFL Network.

Yarns is the seventh Blue Hen to be invited to the East-West Shrine Bowl, and the first since Bilal Nichols in 2017. Other participants include Zach Kerr (2013), Pat Devlin (2010), Ben Patrick (2006), Sidney Haugabrook (2004) and Dennis Johnson (1972).

YARNS EQUALS (BIG) YARDS

Running back Marcus Yarns has proven to be a big playmaker out of the UD backfield. Since the start of the 2022 season, Yarns has accounted for 30 total explosive plays (20+ yards), including nine over 50 yards, with 13 resulting in touchdowns.

He is the first Blue Hen ever to have both an 80+ yard run and an 80+ yard catch. He is one of just three players in program history to have multiple plays of 80+ yards (Eddie Conti, Jamin Elliott).

Yarns' Explosive Plays

Date	Opponent	Play
11/16/24	Campbell	35-yd rush
11/09/24	Rhode Island	27-yd rush (TD)
11/09/24	Rhode Island	44-yd rush
10/26/24	UAlbany	30-yd reception (TD)
10/26/24	UAlbany	69-yd rush (TD)
10/12/24	Maine	31-yd reception
10/05/24	Monmouth	86-yd reception (TD)
10/05/24	Monmouth	24-yd rush
10/05/24	Monmouth	20-yd rush
10/05/24	Monmouth	23-yd rush
09/14/24	NC A&T	23-yd rush
08/29/24	Bryant	21-yd reception
12/02/23	Montana	50-yd rush
11/18/23	Villanova	20-yd rush
11/04/23	Elon	27-yd reception
10/28/23	Towson	75-yd reception (TD)
10/21/23	Hampton	20-yd reception
10/14/23	NC A&T	27-yd rush
10/07/23	Duquesne	47-yd reception
09/23/23	New Hampshire	24-yd reception (TD)
09/23/23	New Hampshire	30-yd rush (TD)
09/16/23	Saint Francis	30-yd rush (TD)
09/16/23	Saint Francis	30-yd rush
09/09/23	Penn State	66-yd rush (TD)
08/31/23	Stony Brook	53-yd rush (TD)
12/03/22	South Dakota State	20-yd reception
11/26/22	Saint Francis	51-yd rush
11/12/22	Richmond	36-yd rush (TD)
10/22/22	Morgan State	72-yd reception (TD)
09/10/22	Delaware State	82-yd rush (TD)

FAREWELL CAA

2024 is Delaware's final season in the Coastal Athletic Association (CAA) as the Blue Hens will transition to FBS and Conference USA in 2025. Since joining the conference in 2007, the football program has won 73 CAA games, two CAA championships and advanced to the FCS playoffs seven times.

CAREER SUPERLATIVES

	'19	'20	'21	'22	'23	'24	TOT
100+ Rushing Yards							
Marcus Yarns	--	0	0	0	4	4	8
Zach Marker	--	0	0	1	0	0	1

100+ Receiving Yards

Phil Lutz	0	0	7	4	0	3	14
Declan O'Brien	--	0	2	2	5	0	9
Nicholas Laboy	--	0	0	0	1	0	1
Marcus Yarns	--	0	0	0	1	0	1

Multiple Touchdowns Scored

Marcus Yarns	--	0	0	0	6	3	9
Phil Lutz	0	0	0	3	0	3	6
Declan O'Brien	--	0	1	1	3	0	5
Nick Minicucci	--	--	--	--	0	1	1
Jake Thaw	--	0	0	0	0	1	1
Quincy Watson	0	0	0	0	0	1	1
Sean Wilson	--	--	--	--	--	1	1

200+ Passing Yards

Ryan O'Connor	--	--	0	0	5	3	8
Zach Marker	--	0	0	2	2	3	7
Nick Minicucci	--	--	--	--	0	1	1

300+ Passing Yards

Ryan O'Connor	--	--	0	0	4	2	6
Zach Marker	--	0	0	0	1	0	1

Multiple Touchdowns Passing

Zach Marker	--	0	0	4	1	3	8
Ryan O'Connor	--	--	0	0	5	2	7
Nick Minicucci	--	--	--	--	1	2	3

10+ Tackles

Gavin Moul	--	--	--	--	0	2	2
------------	----	----	----	----	---	---	---

HENS IN THE PROS

NFL

Joe Flacco	Indianapolis Colts
Bilal Nichols	Arizona Cardinals
Troy Reeder	Los Angeles Rams
Joe Bleymaier	Kansas City Chiefs (Asst. Coach)
Matt Nagy	Kansas City Chiefs (OC)
Brett Veach	Kansas City Chiefs (GM)
Paul Worriow	New York Jets (Asst. Coach)

UFL (United Football League)

Tenny Adewusi	Arlington Renegades
Johnny Buchanan	St. Louis Battlehawks
Nolan Henderson	Houston Roughnecks
Vinny Papale	Memphis Showboats
Kedrick Whitehead	Michigan Panthers

CFL (Canadian Football League)

Jackson Taylor	BC Lions
----------------	----------

AFL (Arena Football League)

Chase McGowan	Billings Outlaws
---------------	------------------

IFL (Indoor Football League)

Gene Coleman II	NAZ
-----------------	-----

GFL (German Football League)

Justis Henley	Potsdam Royals
---------------	----------------

2024 SCORING DRIVES

Opponent	Plays	Yds	TOP	Result	Scoring Play
vs. Bryant	9	78	3:36	TD	Lutz 16-yd catch
vs. Bryant	1	1	0:03	TD	Yarns 1-yd run
vs. Bryant	6	56	1:33	TD	Yards 3-yd catch
vs. Bryant	14	72	5:59	TD	Silver 1-yd run
vs. Bryant	6	35	1:37	TD	Laboy 11-yd catch
vs. Bryant	12	96	5:28	TD	Witcher 8-yd catch
vs. Bryant	7	74	2:30	TD	St. Fleur 25-yd run
at NC A&T	10	75	4:20	TD	Yarns 3-yd run
at NC A&T	9	89	4:21	TD	Silver 1-yd run
at NC A&T	6	75	2:10	TD	Watson 1-yd run
at NC A&T	10	51	2:50	FG	Reed 41-yd FG
at NC A&T	10	63	3:19	TD	O'Connor 23-yd run
at NC A&T	12	88	4:19	TD	Watson 17-yd run
at NC A&T	1	47	0:06	TD	Lutz 47-yd catch
vs. Penn	9	80	3:01	TD	Lutz 41-yd catch
vs. Penn	5	50	1:50	TD	Lutz 39-yd catch
vs. Penn	9	44	2:52	FG	Reed 35-yd FG
vs. Penn	9	73	3:35	TD	Thaw 8-yd catch
vs. Penn	10	75	4:18	TD	Silver 13-yd run
vs. Sacred Heart	8	88	2:56	TD	Lutz 45-yd catch
vs. Sacred Heart	10	45	4:08	TD	St. Fleur 4-yd run
vs. Sacred Heart	9	44	3:25	TD	Fauria 7-yd catch
vs. Sacred Heart	9	38	3:13	TD	Watson 4-yd run
vs. Sacred Heart	8	58	4:09	TD	Wilson 4-yd catch
vs. Sacred Heart	1	27	0:08	TD	Wilson 27-yd catch
at Monmouth	7	57	1:47	FG	Reed 23-yd FG
at Monmouth	7	55	2:20	FG	Reed 24-yd FG
at Monmouth	14	71	6:47	TD	Yarns 1-yd run
at Monmouth	15	69	6:36	TD	Marker 5-yd run
at Monmouth	9	63	3:27	TD	Lutz 2-yd catch
at Monmouth	7	81	3:01	TD	Lutz 29-yd catch
at Monmouth	2	92	0:55	TD	Yarns 86-yd catch
vs. Maine	5	78	1:46	TD	Lutz 56-yd catch
vs. Maine	5	15	2:17	TD	Thaw 6-yd catch
vs. Maine	11	74	5:09	FG	Reed 23-yd FG
vs. Maine	8	80	3:37	TD	Silver 40-yd run
vs. Maine	10	74	5:04	TD	Thaw 4-yd catch
vs. Maine	8	43	4:07	TD	Watson 3-yd run
at Richmond	8	32	3:01	FG	Reed 33-yd FG
at Richmond	6	75	2:09	TD	Lutz 12-yd catch
vs. UAlbany	1	69	0:11	TD	Yarns 69-yd run
vs. UAlbany	10	71	4:01	TD	Yarns 13-yd catch
vs. UAlbany	12	62	5:56	TD	Kelly 16-yd catch
vs. UAlbany	4	55	2:00	TD	Yarns 30-yd catch
vs. Rhode Island	7	92	3:22	TD	Minicucci 1-yd run
vs. Rhode Island	6	71	2:51	TD	Yarns 27-yd run
vs. Rhode Island	14	68	6:11	FG	Reed 25-yd FG
vs. Rhode Island	12	50	5:06	TD	Thaw 7-yd catch
vs. Campbell	7	68	3:24	TD	Minicucci 6-yd run
vs. Campbell	7	80	1:55	TD	Lutz 33-yd catch
vs. Campbell	8	75	3:13	TD	Lutz 8-yd catch
vs. Campbell	10	74	5:28	TD	Minicucci 3-yd run
vs. Campbell	8	75	4:42	TD	Thaw 17-yd catch
vs. Campbell	7	72	4:24	TD	Bermudez 38-yd catch

* Had season-long drive - 17 plays, 9:34 - against Sacred Heart (missed FG)

WATCH LIST, WATCH THIS

Marcus Yarns was named to a pair of preseason watch lists before the 2024 season even began. He was selected to the watch list for the 2025 Reese's Senior Bowl, the premier all-star game in college football. Yarns was also named to the 2024 Walter Payton Award Preseason Watch List, presented annually to the national offensive player of the year in FCS.

2X PRESEASON ALL-AMERICAN

Following his first career All-America selection in 2023, Marcus Yarns earned plenty of recognition this preseason. He was named to the Stats Perform FCS Preseason All-America Third Team as a running back as well as to the FCS Football Central Preseason All-America Team as an all-purpose player.

OH CAPTAIN, MY CAPTAIN

The Blue & Gold will be led by the quartet of cornerback Tyron Herring, offensive lineman Brock Gingrich, quarterback Ryan O'Connor and linebacker Dillon Trainer. Gingrich and Trainer both enter their second season as captains of the program. The four were chosen by a vote of their teammates and coaches.

EXPERIENCE ON THE OFFENSIVE LINE

The Blue Hens return all five members of their starting offensive line, a group that has appeared in a combined 177 games in their UD careers entering the 2024 campaign. The unit includes Brady Anyanwu (39 career games), Fintan Brose (39), Brock Gingrich (36), Patrick Shupp (34) and Blaise Sparks (29).

NO. 1 RECRUITING CLASS

SSN College Football has Delaware ranked as the No. 1 recruiting class in all of FCS football. The Blue Hens brought in 13 scholarship freshmen this season, a class that includes seven offensive players, five defensive and one special teams. They include 10 student-athletes who were team captains in high school, four who were ranked three-star recruits by major recruiting outlets and 11 who were multi-sport athletes. The class combined to win three state championships and four other championships during their high school careers.

TRANSFERS

There are plenty of new faces to learn this year as the Blue Hens brought in 37 newcomers ahead of the 2024 season, including 14 transfers from other institutions, who will look to make an immediate impact for the Blue & Gold. The list of transfers includes 10 coming from FBS programs.

2024 Transfer Additions

No.	Name	Pos.	Previous School
0	Max Patterson	WR	Rutgers
0	Q'yaer Price	DL	Rutgers
2	Nate Evans	DB	NC State
7	Marc Viechec	LB	Marshall
8	Nicholas Laboy	WR	Cornell
10	Blake Matthews	LB	Troy
12	Caleb Fauria	TE	Colorado
15	Jake Thaw	WR	Michigan
17	Jason Scott	DB	Boston College
18	Mysonne Pollard	DB	Monroe
41	Connor Witthoft	TE	New Mexico
47	Ethan Dumont	LS	UMass
65	Wahkeem Roman	OL	Notre Dame College
82	Declan O'Brien	WR	Allegheny

In three years at the helm, head coach Ryan Carty has had 46 transfers join the program, including 17 from FBS programs. Three have gone on to earn All-CAA honors.

CAREER TOUCHDOWNS

Marcus Yarns	32
Rushing	22
Receiving	10
Ryan O'Connor	31
Passing	28
Rushing	3
Phil Lutz	30
Receiving	30
*18 at Tufts	
Declan O'Brien	22
Receiving	22
*22 at Allegheny	
Nick Minicucci	16
Passing	13
Rushing	3
Zach Marker	15
Passing	13
Rushing	2
*32 (26 pass / 6 rush) at Iowa Central Community College	
Jalyn Witcher	13
Receiving	13
*12 at Presbyterian	
Quincy Watson	8
Rushing	7
Punt Block Return	1
Nicholas Laboy	5
Receiving	5
*4 at Cornell	
JoNathan Silver	5
Rushing	5
Jake Thaw	5
Receiving	5
Mysonne Pollard	4
Punt Return	4
*4 at Monroe College	
JoJo Bermudez	3
Receiving	2
Rushing	1
Saeed St. Fleur	3
Rushing	3
Ty Davis	2
INT Return	2
Sean Wilson	2
Receiving	2
Caleb Fauria	1
Receiving	1
Ja'Carree Kelly	1
Receiving	1
Ethan Saunders	1
Fumble Return	1
Braden Streeter	1
Passing	1
Dillon Trainer	1
INT Return	1
Alex Villas	1
INT Return	1
* at Stetson	
Connor Witthoft	1
Receiving	1
* at New Mexico	

MEDIA INFORMATION

INTERVIEWS WITH COACH CARTY

Media wishing to interview head coach Ryan Carty must notify the University of Delaware Athletics Communications Office. Weekly media availability with coach Carty will be held via Zoom on Wednesday mornings post-practice at 10:15 a.m. Contact Brendan Thomas, Director of Communications, to join the weekly Zoom.

WEEKLY PLAYER INTERVIEWS

Two Delaware student-athletes will be made available, via Zoom, each Tuesday of a game week at 10:30 a.m. Additionally, requested student-athletes will be made available following coach Carty's media availability on Wednesday mornings. All student-athlete interviews must be requested through Brendan Thomas in the University of Delaware Athletics Communications Office, and must be arranged at least 24 hours in advance.

PRACTICE COVERAGE

Media members will have access to the first 45-60 minutes, depending on that day's practice plan, on Tuesdays only. Photos and video recording or any live reporting is not allowed at any in-season practices. Practices will be held at the Delaware Practice Fields beginning at 8 a.m. Please contact Brendan Thomas at least 24 hours in advance if you wish to attend a practice. Any changes in the schedule will be communicated.

POSTGAME INTERVIEWS

Head coach Ryan Carty and requested players will be available after a brief cooling off period following each game. Press conferences following home games will be held in the main auditorium in the Bob Carpenter Center. Interviews following road games will be subject to the policies set forth by the home teams.

MEDIA CREDENTIALS

Media members wishing to apply for single-game credentials can do so at BlueHens.com. All requests must be submitted by the Wednesday prior to a home game. Requests will be reviewed by the University of Delaware Athletic Communications & Creative Services office and the requesting media will be alerted on the decision.

Due to limited capacities, priority will be given to those who cover Delaware Athletics on a regular basis.

MEDIA WILL CALL

Credentials will be available on Saturday morning at the will call windows at the Bob Carpenter Center. The media will call opens four hours prior to kickoff, and the stadium gates open two hours prior. Proper ID will be required.

FBS, HERE WE COME

In November 2023, the University of Delaware accepted an invitation to join Conference USA as a full-league member effective July 1, 2025. All UD varsity programs will remain in the Coastal Athletic Association (CAA) through the 2024-2025 season, with all sports except football maintaining eligibility to compete for conference championships and NCAA postseason play.

Per NCAA rules, the football program will not be eligible for a CAA title or the FCS playoffs once the transition process begins. In 2025, football will compete in Conference USA, and will be eligible for a Conference USA regular season championship. In 2026, football will be eligible to compete in the Conference USA Championship game and a bowl game.

KEEPING IT IN THE FAMILY

There are three members of this year's team whose fathers also suited up for the Blue Hens. Quincy Watson (Rowan Watson), Sean Quick (Paul Quick) and Donovan Lewis (Marcus Lewis) are all continuing their family legacies at Delaware.

Additionally, Fintan Brose and Dillon Trainer both have had brothers play before them. Braden Brose (2019-23) had 50 catches and 10 touchdowns as a tight end, while Liam Trainer (2018-22) appeared in 44 games at linebacker and was a 2022 team captain.

FAMILIAR FACES ON THE COACHING STAFF

Three members of the Delaware coaching staff are all too familiar with the Blue & Gold and recognizable on the sidelines to Blue Hen fans.

- Head coach Ryan Carty (2002-06) dressed in every game in his career at quarterback and was part of the 2003 national championship team.

- Andrew Pierce (2010-13) was one of the best running backs in program history, compiling 4,459 rushing yards which still ranks second in program history. He ran for 1,655 yards in 2010, a Delaware freshman record, and was the recipient of UD's Edgar Johnson Award in 2014.

- Jourdan Townsend (2019-23) ranks 11th in program history in career receptions (140) and 14th in receiving yards (1,662). The four-time All-CAA selection led the offense in both receptions and receiving yards in both the 2022 and 2023 seasons.

NEW SIDE OF THE BALL, NO PROBLEM

Senior Fintan Brose was a defensive lineman when he began his career at Delaware in 2020 and appeared in 13 games along the defensive front over his first two years. A two-way player in high school, the coaching staff switched him to the offensive line during 2022 spring practices. He has started all 26 games since the start of 2022, both at right guard and right tackle, and has earned All-CAA Third Team selections in both years.

WILLIAM V. CAMPBELL TROPHY SEMIFINALIST

Defensive back Tyron Herring has been named a semifinalist for the prestigious William V. Campbell Trophy. The award recognizes an individual as the absolute best in the country for his academic success, football performance and exemplary leadership. Herring is one of 203 semifinalists across all NCAA divisions and the NAIA, and one of 41 from the FCS.

Herring, a team captain in 2024, graduated from Dartmouth College with a degree in government and is in his second year of pursuing an MPA from Delaware's Biden School

of Public Policy & Administration. He spent the 2024 spring and summer as a legislative fellow with the state government in Dover.

AFCA GOODWORKS

For the second-straight season, offensive lineman Brock Gingrich has been named a nominee for the Allstate AFCA Good Works Team. Gingrich is one of 178 nominees across all divisions of college football. Established in 1992, the Allstate AFCA Good Works Team is one of the most coveted community service awards in college football. To be considered for a spot on the Allstate AFCA Good Works Team, each player must be actively involved with a charitable organization or service group while maintaining strong academic standing.

500 GAMES FOR THE 'VOICE OF THE BLUE HENS'

On Saturday, October 12 against Maine, Scott Klatzkin called his 500th game as the play-by-play broadcaster for the Delaware football and men's basketball programs. A fixture on 94.7 WDSD-FM and iHeartRadio, Klatzkin first began calling basketball games during the 2012-13 season and football games in 2012. He has been named the Delaware Sportscaster of the Year by the National Sports Media Association (NSMA) an astounding six times.

STANDING IN THE HALL OF FAME

On October 11, the Class of 2024 was inducted into the Delaware Athletics Hall of Fame. The six-member class includes football's Andy Hall ('04) and K.C. Keeler ('80).

Hall quarterbacked the Blue Hens to the 2003 national championship and finished his career throwing for 4,596 yards and 34 touchdowns, compiling 6,169 yards of total offense, and setting a UD record with a 57.4 completion rate. He was named the UD Outstanding Senior Male Athlete of the Year for 2002-03.

Keeler was an outstanding linebacker for the Blue Hens and is one of nine players in program history to record three interceptions in one game. He later compiled an 86-52 record in 11 years as UD's head coach, leading Delaware to the 2003 national championship.

LIFTING THE LOMBARDI

A Blue Hen has lifted the Lombardi Trophy each of the last three years as members of the Super Bowl-winning team. UD alums Brett Veach (general manager), Matt Nagy (quarterbacks coach/offensive coordinator) and Joe Bleymaier (wide receivers coach) all helped lead the Kansas City Chiefs to back-to-back championships in Super Bowl LVII and Super Bowl LVIII. It was Veach's second title as general manager of the Chiefs.

For Super Bowl LVI, Delaware was the only FCS program with two alums playing as Troy Reeder started at linebacker for the Los Angeles Rams and Zach Kerr suited up for the Cincinnati Bengals. Reeder became the fourth Blue Hen ever to win the Super Bowl as a player, joining Jamin Elliott (Patriots), Joe Flacco (Ravens) and Gino Gradkowski (Ravens).

Overall, 11 Blue Hens have played in a Super Bowl.

ROYAL COMPANY

The University of Delaware is one of just three institutions with an alumnus elected President (Biden), a Super Bowl MVP (Flacco), and an NFL MVP (Gannon), along with Stanford and Michigan.

INSIDE THE NUMBERS

Bryant

- 48 points scored were the most in a season opener since 2016 when UD defeated Delaware State 56-14.
- It was the ninth time in 27 games under head coach Ryan Carty that the offense has surpassed 40 points in a game.
- UD's six different touchdown scorers were the most since six players scored against Monmouth in 2022.
- Delaware did not allow a sack or commit a turnover for the first time since the Blue Hens played Hampton in 2023.

NC A&T

- 529 yards of total offense marked the ninth time under Carty that the Blue Hen offense has surpassed the 500-yard mark.
- It was the second time under Carty that the offense has surpassed 40 points in back-to-back contests.
- 90 points are the most points in two games to start a season since scoring 93 points in the first two contests of 2013 in wins over Jacksonville (51-35) and Delaware State (42-21).
- Five rushing touchdowns were the most in a game since the 2016 season opener against Delaware State.
- Four different players with a rushing touchdown were the most since the 2013 season opener against Jacksonville.

Penn

- Delaware was +2 in the turnover margin for the third-consecutive game to start the season.
- Ryan O'Connor passed for at least three touchdowns in a game for the second time this season and sixth time in his career.
- It was the second time in his career that O'Connor has passed for 300 yards in consecutive games.
- Phil Lutz caught multiple touchdown passes for the first time at Delaware and fourth time in his career.
- Lutz became the first Blue Hen since Michael Johnson in 2014 to record back-to-back games with at least 100-yards receiving.

Sacred Heart

- The 129 total yards allowed were the second fewest under DC Manny Rojas, and the fewest since allowing 112 against Maine in the 2021 spring season.
- The 49-point margin of victory was UD's largest since 2000 when it defeated West Chester 84-0.
- Delaware's defense forced at least two turnovers for the fourth-consecutive game to start the season.
- 12 different receivers caught a pass.
- 28 players recorded a tackle on defense.

Monmouth

- Delaware's 607 yards of total offense was the third-most under head coach Ryan Carty.
- The 309 rushing yards were the second-most in the past three seasons.
- Yarns' 100-yard performance was his first of the season and fifth career.
- The 86-yard pass from Marker to Yarns is tied for the third-longest pass play in Delaware history.

Maine

- The defense held Maine to 229 yards of total offense and 51 in the second half.
- UD forced a season-high four turnovers including three interceptions.
- Zach Marker threw three touchdown passes for the third-consecutive game.
- Phil Lutz caught a touchdown pass for the sixth-consecutive game, setting a Delaware record.
- Ty Davis recorded his second-career interception return for a touchdown to help seal the win in the fourth quarter.

Richmond

- Lutz caught a touchdown pass for the seventh-consecutive game, extending his own Delaware record.
- UD's defense allowed 98 yards and zero points in the second half.

UAlbany

- Yarns' 69-yard touchdown run was the longest rush play of the season for the Blue Hens. Yarns has UD's two-longest plays from scrimmage this season including his 86-yard touchdown reception at Monmouth.
- It was Yarns' ninth-career game with multiple touchdowns, and third this season. He has six games with at least one rushing and one receiving touchdown.
- It was Yarns' first career game with multiple receiving touchdowns.
- Ja'Carree Kelly caught his first-career touchdown in the second quarter.

Rhode Island

- Nick Minicucci set career-highs with 25 completions on 34 pass attempts for 187 yards.
- Minicucci had his first-career rushing touchdown in the first quarter.
- Marcus Yarns became the 18th player in program history to rush for 2,000 career yards, surpassing the mark on his 27-yard touchdown run in the second quarter.
- Yarns ran for a career-high 174 yards marking his second-straight 100-yard rushing game, third of the season and seventh of his career.
- Delaware now has at least eight wins in three-straight years, the first time accomplishing the feat since the 1995-97 seasons.
- UD moved to 4-0 under Ryan Carty when coming off a bye week and the Blue Hens have now won seven-consecutive games after a weekend off.

Campbell

- Minicucci became the first UD quarterback to rush for multiple touchdowns since Joe Walker ran for a pair of scores against James Madison in 2015.
- Lutz became the fifth Blue Hen to reach 10 touchdown receptions, and first since Thyrick Pitts in 2022.
- Yarns' 134-yard effort was his third-straight 100-yard game, becoming the first Blue Hen to rush for 100 yards in three-consecutive games since Dejoun Lee in 2021.
- It was the third time this season the Blue Hens surpassed 500 yards of total offense and fourth time rushing for more than 200 yards.

FUTURE SCHEDULES

With the upcoming move to FBS, the Blue Hens have already begun putting together future schedules and have several significant non-conference opponents on the slate.

2025

Aug. 28	Delaware State
Sept. 6	at Colorado
Sept. 13	UConn
Nov. 22	at Wake Forest

2026

Sept. 3	Coastal Carolina
Sept. 12	at Vanderbilt
Sept. 19	Merrimack
Sept. 26	at Virginia

2027

Sept. 2	LIU
Sept. 11	at Penn State
Sept. 18	JMU
Nov. 27	at UConn

2028

Sept. 2	at JMU
Sept. 9	at Maryland

2029

Sept. 1	at Pitt
Sept. 8	Bucknell
Sept. 15	Buffalo
Sept. 22	at Coastal Carolina

2030

Sept. 14	at Buffalo
----------	------------

2031

Sept. 13	JMU
----------	-----

2032

Sept. 18	at JMU
----------	--------

2024 DELAWARE ROSTER

No.	Name	Pos.	Yr.	Ht.	Wt.	Hometown/High School (Prev. School)
0	Max Patterson	WR	Sr.	6-0	185	Arlington, Va. / Yorktown (Rutgers)
0	Q'yaer Price	DL	Jr.	6-2	240	Paterson, N.J. / DePaul Catholic (Rutgers)
1	JoJo Bermudez	WR	Jr.	5-9	172	Egg Harbor City, N.J. / Cedar Creek (Cincinnati)
1	Ty Davis	LB	Sr.	6-3	215	Mount Laurel, N.J. / Lenape
2	Nate Evans	DB	Sr.	6-0	183	Virginia Beach, Va. / Cox (NC State)
3	Zach Marker	QB	Gr.	6-2	205	Norwalk, Iowa / Norwalk (Iowa Central)
3	Alex Villas	DB	Sr.	6-1	200	Delray Beach, Fla. / North Broward Prep (Stetson)
4	Nick Minicucci	QB	So.	6-2	215	Midland Park, N.J. / Don Bosco
4	A'Khouri Lyde	DB	Jr.	5-9	183	Paterson, N.J. / DePaul Catholic (Wisconsin)
5	Austin Troyer	QB	Fr.	6-3	210	Millington, Md. / Middletown [Del.]
5	Kion Wright	DL	So.	6-3	243	West Philadelphia, Pa. / Cheltenham
6	Nick Tyree	WR	Fr.	5-8	175	Chester, Va. / Thomas Dale
6	Amin Mimouni	DL	Sr.	6-4	255	Bayonne, N.J. / Bayonne (Independence)
7	Jalyn Witcher	WR	Sr.	5-10	180	Little Rock, Ark. / Pulaski Academy (Presbyterian)
7	Marc Viechec	LB	Gr.	5-11	220	Naples, Fla. / Naples (Marshall / Southeastern)
8	Nicholas Laboy	WR	Gr.	6-2	192	Gaithersburg, Md. / Avalon (Cornell)
8	Ethan Saunders	DL	Gr.	6-0	250	Waynesboro, Pa. / Waynesboro
9	Ja'Carree Kelly	WR	So.	5-8	170	Gainesville, Fla. / Buchholz
9	Keyshawn Hunter	DL	Sr.	6-0	270	Washington, D.C. / H.D. Woodson (ODU)
10	Daniel Lipovski	QB	So.	6-0	190	Burke, Va. / Lake Braddock
10	Blake Matthews	LB	Jr.	6-2	215	Bremen, Ga. / Bremen (Troy)
11	Levaughn Lewis	TE	Gr.	6-3	253	Stamford, Conn. / King School
11	James Yelbert Sr.	DL	Sr.	6-5	255	Wilmington, Del. / Salesianum (Iowa Central)
12	Caleb Fauria	TE	Gr.	6-5	243	Attleboro, Mass. / Bishop Feehan (Colorado)
13	Phil Lutz	WR	Gr.	6-0	200	North Caldwell, N.J. / West Essex (Tufts)
14	Ryan O'Connor	QB	Sr.	6-3	215	Easton, Md. / Easton
14	KT Seay	DB	So.	6-2	189	Norfolk, Va. / Maury
15	Jake Thaw	WR	Gr.	6-2	190	Westport, Conn. / Staples (Michigan)
16	Braden Streeter	QB	Fr.	6-2	192	Franklin, Tenn. / Christian Presbyterian Academy
16	Kshawn Cox Jr	DB	So.	5-10	175	Bridgeville, Del. / Wise [Md.]
17	Jason Scott	DB	Gr.	6-0	185	Laurel, Md. / Our Lady of Good Counsel (Boston College)
18	Sean Wilson	WR	Fr.	5-11	183	Alpharetta, Ga. / Alpharetta
18	Mysonne Pollard	DB	Jr.	6-2	185	Norwalk, Conn. / Norwalk (Monroe)
19	Dillon Trainer	LB	Gr.	6-1	225	Philadelphia, Pa. / La Salle College HS
20	Meikhi Cuttino	LB	Fr.	6-3	205	Paramus, N.J. / Paramus Catholic
21	Marcus Yarns	RB	Gr.	6-0	190	Salisbury, Md. / Parkside
21	Anthony Crenshaw Jr.	DB	So.	6-0	200	Arlington, Texas / James Martin
22	Nic Ware	DB	Gr.	6-0	195	Montgomery Village, Md. / Our Lady of Good Counsel
23	Quincy Watson	RB	Gr.	5-10	189	Norristown, Pa. / Malvern Prep
23	Nate Spak	DB	So.	6-3	195	Pittsburgh, Pa. / North Allegheny
24	Tyron Herring	DB	Gr.	6-2	195	Delray Beach, Fla. / Deerfield Beach (Dartmouth College)
25	Kaelin Costello	RB	Sr.	5-10	185	Warminster, Pa. / Archbishop Wood
26	Greg Spiller	RB	Fr.	6-0	200	Ashburn, Va. / John Champe
26	Mekhi Carmon	LB	So.	6-2	190	Newark, N.J. / Caravel Academy [Del.]
27	Jo'Nathan Silver	RB	Jr.	5-10	200	Washington Township, N.J. / Washington Township
28	Saeed St. Fleur	RB	So.	5-10	195	Roselle, N.J. / Bergen Catholic
29	Nyair Domnie	DB	So.	5-9	172	Jersey City, N.J. / DePaul Catholic
30	Alex Nash	DB	Fr.	6-0	182	Harmony, Fla. / Harmony
31	Hasson Manning Jr	DB	So.	5-11	185	Newark, N.J. / Hudson Catholic
32	Marje Mulumba	LB	Sr.	6-2	215	Beverly, Mass. / Beverly (Stonehill)
33	Trace Scott	DL	Fr.	6-4	250	Orlando, Fla. / Timber Creek
34	Daniel McConomy	DB	Fr.	5-10	175	Middletown, Del. / Appoquinimink
35	Gavin Moul	LB	So.	6-0	226	Bethel Park, Pa. / Bethel Park
36	Gary Seigler	DB	Jr.	6-1	185	Richmond, Va. / Benedictine College Prep
37	Calson Goodwill	DB	Sr.	5-11	185	Franklin Park, N.J. / Saint Joseph (Bryant)
38	Kingsley Royal	DB	Fr.	5-11	188	Atlanta, Ga. / Woodward
39	Josh Cupitt	P	Gr.	5-11	182	Reading, Pa. / Exeter Township Senior (Towson)
40	Alton Dennis	TE	Sr.	6-3	245	Millsboro, Del. / Sussex Central
41	Connor Witthoft	TE	Gr.	6-3	255	Tuscon, Ariz. / Salpointe Catholic (New Mexico)
42	Alex Adebayo	DB	Fr.	6-1	192	Elkridge, Md. / Howard
43	Luke Brown	WR	Fr.	5-10	190	Marlton, N.J. / Cherokee
44	Kaeden Singleton	DL	Fr.	6-2	238	Lawrence, Pa. / Canon McMillan
45	Sean Quick	LB	Jr.	6-1	200	Darien, Conn. / Darien

STATE / COUNTRY BREAKDOWN

New Jersey.....	29
Pennsylvania	19
Delaware	11
Maryland.....	10
Florida.....	9
Virginia.....	9
Connecticut.....	4
Georgia.....	3
Massachusetts.....	2
New York	2
Texas	2
Arizona	1
Arkansas.....	1
Iowa	1
Tennessee	1
Washington, D.C.	1
Canada.....	1

POSITION BREAKDOWN

Offense	
Offensive Line.....	16
Wide Receiver	15
Tight End	8
Quarterback.....	6
Running Back	6
Defense	
Defensive Back.....	19
Defensive Line.....	16
Linebacker	12

Special Teams

Placekicker	3
Longsnapper.....	3
Punter.....	2

CLASS BREAKDOWN

5th Year / Graduate Student.....	26
Senior	20
Junior	16
Sophomore	20
Freshman	24

2024 DELAWARE ROSTER

PRONUNCIATION GUIDE

#0 Q'yaer Price	Kwhy-air
#3 Alex Villas	Veal-is
#4 Nick Minicucci	Min-ih-koo-chee
#4 A'Khoury Lyde	Uh-core-ee
#6 Amin Mimouni	Ah-meen Mi-MO-nee
#7 Marc Viechec	VEE-check
#8 Nicholas Laboy	Luh-boy
#9 Ja'Carree Kelly	Juh-Car-ee
#10 Daniel Lipovski	Lip-ah-vski
#14 KT Seay	Say
#12 Caleb Fauria	Four-ee-A
#16 Kshawn Cox Jr	Kay-shawn
#18 Mysonne Pollard	MY-sawn
#20 Meikhi Cuttino	Muh-Kye CUH-tino
#24 Tyron Herring	Hair-ring
#25 Kaelin Costello	Kay-lin
#27 Jo'Nathan Silver	Joe Nathan
#28 Saeed St. Fleur	Sigh-eed Saint Floor
#32 Marge Mulumba	Merge
	Muh-LOOM-buh
#35 Gavin Moul	Mole
#39 Josh Cupitt	Que-pit
#41 Connor Witthoft	Wit-oft
#48 Chris Collo	Coh-Lot
#54 Pete Melle	Melly
#54 Fintan Brose	Bros
#55 Brock Gingrich	Ginn-grick
#56 Mekhi Carmon	Meh-kye
#60 Carter Sareyka	Suh-wreck-uh
#61 Steven Demboski	Dem-baw-ski
#62 Anthony Caccese	Cuh-chay-see
#63 Thomas Chernasky	Cher-nah-ski
#65 Wahkeem Roman	Wa-keem
#69 Carmine Lupi	Loopy
#71 Patrick Shupp	sh-uhp
#72 Jaime Ramos	Hi-may Raw-mos
#73 Bradly Anyanwu	an-YEH-wu
#86 Matt Carlino	Car-leen-o
#88 Elijah Sessoms	Sess-ums
#95 Melkart Abou-Jaoude	Mel-cart
	Uh-boo-Jao-day
#98 Nick Karika	Ka-ree-kuh

Manny Rojas	Row-haas
Rocco DiMeco	Di-MEE-Koh
Corico Wright	Koh-REE-Koh
Kyre Hawkins	Ky-REE

No.	Name	Pos.	Yr.	Ht.	Wt.	Hometown/High School (Prev. School)
46	Erick Stranko	LB	Sr.	6-1	215	Westminster, Md. / Westminster
47	Ethan Dumont	LS	Gr.	6-0	218	Lincoln University, Pa. / Salesianum [Del.] (UMass)
49	Brandon Ratcliffe	P/PK	Gr.	6-1	187	West Deptford, N.J. / West Deptford
50	Patrick Ryan	LB	Fr.	6-4	215	Haddonfield, N.J. / Haddonfield Memorial
51	Zack Taylor	LS	Sr.	6-0	214	Parsippany, N.J. / Parsippany Hills (Rutgers)
52	Dominick Brogna	DL	Jr.	6-2	290	Bayville, N.J. / Bergen Catholic
53	Carson Shockley	DL	Fr.	6-2	230	Jacksonville, Fla. / Bolles
54	Fintan Brose	OL	Gr.	6-2	301	Irwin, Pa. / Hempfield Area
54	Pete Melle	DL	Sr.	6-1	245	Dallas, Texas / Dallas Jesuit College Prep
55	Brock Gingrich	OL	Gr.	6-2	305	Reinholds, Pa. / Cocalico
57	Noah Vitko	LS	So.	6-0	238	Dunkirk, Md. / Dematha Catholic
58	Colin Gallagher	LB	Fr.	6-1	222	Middletown, N.J. / Middletown South
59	Chris Collo	LB	So.	6-3	222	Sicklerville, N.J. Saint Augustine
60	Carter Sareyka	OL	Fr.	6-5	320	Newark, Del. / Red Lion Christian
61	Steven Demboski	OL	Jr.	6-3	300	Hillsdale, N.J. / Pascack Valley
62	Anthony Caccese	OL	So.	6-6	300	Reading, Pa. / Exeter Township
63	Thomas Chernasky	OL	Jr.	6-5	275	Moscow, Pa. / Western Wayne
65	Wahkeem Roman	OL	Sr.	6-7	318	Elizabeth, N.J. / Highlands (Notre Dame College)
67	Blaise Sparks	OL	Gr.	6-7	320	North Fort Myers, Fla. / North Fort Myers (Illinois)
69	Carmine Lupi	OL	Jr.	6-4	287	Wilmington, Del. / Concord
70	Anwar O'neal	OL	So.	6-5	295	Philadelphia, Pa. / Middletown [Del.]
71	Patrick Shupp	OL	Gr.	6-4	355	Easton, Pa. / Easton Area
72	Jaime Ramos	OL	Jr.	6-5	285	Chantilly, Va. / Westfield
73	Bradly Anyanwu	OL	Gr.	6-3	330	Dover, Del. / Dover
74	Tyler Burnham	OL	Fr.	6-6	350	Long Branch, N.J. / Red Bank Catholic
76	Jake O'Donoghue	OL	Fr.	6-4	285	Newark, Del. / Saint Mark's
77	Cole Snyder	OL	Sr.	6-6	316	Calgary, Alberta / Vanier College (Montana State)
80	Matt McKinley	WR	Fr.	6-0	193	Gainesville, Fla. / Hawthorne
81	Daniel Parisi	WR	So.	5-11	180	Wyckoff, N.J. / Don Bosco
82	Declan O'Brien	WR	Gr.	5-11	180	Irwin, Pa. / Norwin (Allegheny)
83	Isaiah Cherry	WR	Jr.	6-4	205	Newark, N.J. / John F. Kennedy Memorial
85	Jackson Whitacre	TE	Fr.	6-4	242	Oceanport, N.J. / Shore Regional
86	Matt Carlino	TE	Sr.	6-5	240	Ardmore, Pa. / The Haverford School
87	Donovan Lewis	WR	So.	5-9	185	Westminster, Md. / Calvert Hall
88	Elijah Sessoms	TE	Jr.	6-3	255	Dover, Del. / Dover
89	Nate Ray	DL	So.	6-3	245	Wilmington, Del. / Salesianum
90	Logan Klein	TE	Fr.	6-5	215	Newark, Del. / Saint Mark's
91	Nate Reed	PK	Sr.	6-3	180	Manheim, Pa. / Manheim Central (East Stroudsburg)
92	Skyler Sholder	PK	Fr.	5-10	187	Voorhees, N.J. / St. Joseph's Prep
93	Jack Hall	DL	Gr.	6-2	280	Richmond, Va. / Benedictine College Prep
95	Melkart Abou-Jaoude	DL	Jr.	6-5	260	Newton, N.J. / Newton
96	Timmy Tomlinson	P	Fr.	6-0	182	Centerport, N.Y. / Chaminade
98	Nick Karika	DL	Sr.	6-3	270	St. James, N.Y. / Smithtown East (Wagner)

COACHING STAFF

Ryan Carty	Head Coach
Manny Rojas	Defensive Coordinator
Art Link	Assistant Head Coach - Defense and Special Teams / Safeties
Terence Archer	Assistant Head Coach - Offense / Offensive Coordinator / Wide Receivers
Andrew Pierce	Assistant Coach / Running Backs / Recruiting Coordinator
Chris Rogers	Assistant Coach / Offensive Line / Run Game Coordinator
Sean Goldrich	Assistant Coach / Quarterbacks / Pass Game Coordinator
Garrett Smith	Assistant Coach / Assistant Special Teams Coordinator / Tight Ends
Rocco DiMeco	Assistant Coach / Special Teams Coordinator / Linebackers
Corico Wright	Assistant Coach / Cornerbacks / Defensive Pass Game Coordinator
Kyre Hawkins	Assistant Coach / Defensive Line
Tyler Ferguson	Senior Offensive Analyst
Nick Hunter	Senior Defensive Analyst
Tyrone Crabb	Offensive Analyst
Jourdan Townsend	Offensive Analyst



HEAD COACH RYAN CARTY

3RD SEASON

OVERALL: 26-10

CAA: 16-7

A Delaware alum and member of the 2003 national championship team, Ryan Carty was named the head football coach in December 2021 by Director of Intercollegiate Athletics & Recreation Services Chrissi Rawak.

The Blue Hens went 9-4 overall in 2023 as Carty became the first Delaware head coach to win at least eight games in each of his first two seasons. It was the first time since the 2003-04 seasons that UD won eight games in consecutive seasons. After a loss at Penn State, the Blue Hens rattled off six consecutive wins, reaching as high as No. 5 in the national rankings, and seven in eight games to reach eight regular-season wins for the first time since 2010. Delaware reached the FCS Championship for the second-straight season under Carty, marking UD's first back-to-back playoff appearances since the 2003-04 seasons. Carty's dynamic offense ranked in the top 25 in the nation in both total offense (413.2 ypg) and scoring offense (31.6 ppg), scoring at least 40 points in five games and reaching at least 500 yards of total offense four times. Delaware averaged 160.2 rushing ypg in 2023, an increase of 17 ypg from the previous season and the most by a UD offense since 2017. Nine student-athletes earned All-CAA recognition.

In his first season as head coach, Carty's explosive offense brought Delaware to the FCS playoffs with an 8-5 overall record and a 4-4 record in CAA play. Carty was the first Delaware head football coach to lead the team to the FCS playoffs in his inaugural season. The Blue Hens opened the season strong with a 14-7 win at Navy making the program's first win over an FBS school since 2007. UD had a total of 1,864 rushing yards in 2022 to rank fourth in the CAA and was second with 3,450 passing yards. Ten Blue Hens earned All-CAA awards, including Johnny Buchanan, Noah Plack and Kendrick Whitehead who were named to the All-CAA First Team. Quarterback Nolan Henderson was also named to the All-CAA Second Team. Delaware also had a pair of All-Americans in Johnny Buchanan (7x) and Kendrick Whitehead. Three Blue Hens signed UDFA contracts after the 2023 NFL Draft in Nolan Henderson (Ravens), Thyrick Pitts (Bears) and Kendrick Whitehead (Buccaneers).

Prior to being named the head coach at his alma mater, Carty spent four seasons as



CARTY FILE

Hometown: Branchburg, N.J.
Alma Mater: University of Delaware
Quarterback, 2002-06
2006 Team Captain
2003 National Champion
Degree: Delaware '06 (Management)

Coaching Career

2007: Assistant Coach (TE), UNH
2008-09: Assistant Coach (RB), UNH
2010-11: Assistant Coach (WR), UNH
2012-17: Offensive Coordinator (QB), UNH
2018-21: Offensive Coordinator (QB), Sam Houston
2022-Pres. Head Coach, Delaware

Year-by-Year

Year	Overall	CAA	
2022	8-5	4-4	FCS Playoffs 2nd Rd.
2023	9-4	6-2	FCS Playoffs 2nd Rd.
2024	9-1	6-1	
Total	26-10	16-7	2-2 in FCS Playoffs

the offensive coordinator at Sam Houston State. Known for his explosive plays and high-energy offense, Carty was recognized for his offensive success in the spring 2021 season. Named the FCS Coordinator of the Year by FootballScoop.com and to Dave Campbell's Texas Football's "Top 40 Coaches Under 40" list, Carty played an instrumental part in Sam Houston winning the 2020 FCS National Championship and advancing to the 2021 FCS quarterfinals.

Carty's offense helped lead Sam Houston to a 34-10 record from 2018-21 and a 21-1 mark in his final two seasons in Huntsville. The Bearkats had an undefeated regular season in 2021 and advanced to the FCS Quarterfinals. Sam Houston finished the season ranked third in the nation in scoring offense (41.0 ppg), fifth in total offense (490.9 ypg), and sixth in rushing offense (228.2 ypg).

During the Bearkats' undefeated 10-0 spring season, SHSU ranked first nationally in total yards (4,403), first in touchdowns (45), third in first downs (204), seventh in passing yards per attempt (8.6 ypa), eighth in passing yards per completion (14.3 ypc), ninth in scoring offense (38 ppg), 13th in total offense (440 ypg), and 13th in passing offense (282 ypg).

With a proven record as one of the top offensive coordinators and quarterbacks coaches in the nation, Carty coached SHSU quarterback and Walter Payton Award finalist Eric Schmid to Southland Conference Player of the Year honors on his way to leading the FCS in total passing yards in the spring of 2021.

During his four-year stint with Sam Houston, the Bearkats advanced to the playoffs in back-to-back years and won two conference titles.

Prior to his stop in Huntsville, Carty was very familiar with the CAA after an 11-year run on the New Hampshire coaching staff, including six years as the offensive coordinator and quarterbacks coach. During Carty's stint at New Hampshire, the Wildcats qualified for the FCS playoffs in each of Carty's six seasons as offensive coordinator, compiling an 8-6 postseason record and reaching the semifinals in 2013 and 2014. The Wildcats garnered seven or more wins every season Carty was on staff. As the offensive coordinator, UNH quarterbacks combined for 18,656 Yards and 171 TDs in 80 contests.

Carty, a team captain during his 2006 senior campaign, earned his bachelor's degree in management from Delaware in 2006.

ASSISTANT COACHES



MANNY ROJAS
DEFENSIVE COORDINATOR

COACHING CAREER

2010-11:	Liberty	Assistant Coach (Defensive/Special Teams)
2012-16:	Richmond	Linebackers Coach
2017-18:	Delaware	Linebackers Coach / Special Teams Co-Coordinator
2019:	Lafayette	Defensive Coordinator
2020-24:	Delaware	Defensive Coordinator



TERENCE ARCHER
ASSISTANT HEAD COACH - OFFENSE
OFFENSIVE COORDINATOR / WIDE RECEIVERS

COACHING CAREER

2005:	La Salle	Special Teams Coordinator / RB Coach
2006-07:	La Salle	Special Teams Coordinator / LB Coach
2008-13:	Monmouth	WR Coach
2014-16:	Sam Houston	WR Coach
2017-19:	Sam Houston	Assistant Head Coach (WR)
2020-21:	Sam Houston	WR Coach / Pass Game Coordinator
2022-23:	Delaware	Pass Game Coordinator
2024:	Delaware	Offensive Coordinator



ART LINK
ASSISTANT HEAD COACH - DEFENSE AND SPECIAL TEAMS
SAFETIES

COACHING CAREER

2004-05:	Florida	Graduate Assistant (LB)
2006:	Catholic	Defensive Coordinator / Defensive Backs
2008-11:	Campbell	Defensive Coordinator / Linebackers
2012-13:	UNH	LB Coach
2014-16:	Lafayette	Defensive Coordinator / Linebackers
2017-21:	CNU	Head Coach
2022-23:	Delaware	Special Teams Coordinator / Safeties
2024:	Delaware	Asst. Head Coach - Defense and Special Teams / Safeties



ANDREW PIERCE
RUNNING BACKS / RECRUITING COORDINATOR

COACHING CAREER


2017-18:	Cumberland Reg. HS	Offensive Coordinator
2019:	Rowan	Assistant Coach / Running Backs
2020:	Rutgers	Player Development Coach
2021:	Rutgers	Offensive Quality Control
2022-24:	Delaware	Assistant Coach / Running Backs



CHRIS ROGERS
OFFENSIVE LINE / RUN GAME COORDINATOR

COACHING CAREER

2013:	Sam Houston	Undergrad Assistant / Offensive Line
2015:	Garden City CC	Assistant Coach / Offensive Line
2016:	Columbine HS	Assistant Coach / Offensive Line
2017:	Sam Houston	Quality Control Assistant
2018-19:	Sam Houston	Assistant Coach / Tight Ends
2020-21:	Sam Houston	Assistant Coach / Offensive Line
2022-24:	Delaware	Assistant Coach / Offensive Line / Run Game Coord.



SEAN GOLDRICH
QUARTERBACKS / PASS GAME COORDINATOR

COACHING CAREER

2018:	UNE	Assistant Coach / Wide Receivers
2019:	Yale	Offensive Quality Control
2021:	Yale	Assistant Coach / Wide Receivers / ST Assistant
2022-23:	Delaware	Assistant Coach / Quarterbacks
2024:	Delaware	Assistant Coach / Quarterbacks / Pass Game Coord.

ASSISTANT COACHES



GARRETT SMITH
TIGHT ENDS / ASSISTANT SPECIAL TEAMS COORDINATOR

COACHING CAREER

2018-20:	ULM	Graduate Assistant / Offense / Special Teams
2020-21:	Sam Houston	Offensive Quality Control
2022-23:	Delaware	Assistant Coach / Tight Ends
2024:	Delaware	Assistant Coach / Tight Ends / Assistant ST Coord.



ROCCO DIMECO
LINEBACKERS / SPECIAL TEAMS COORDINATOR

COACHING CAREER

2012:	Anna Maria	Co-Defensive Coordinator
2013:	Holy Cross	Assistant Coach / Outside Linebackers / Special Teams
2014-17:	Rutgers	Offensive Assistant
2018-21:	Winona State	Special Teams Coordinator / Linebackers
2022:	LIU	Special Teams Coordinator / Linebackers
2023:	Delaware	Assistant Coach / Linebackers
2024:	Delaware	Special Teams Coordinator / Linebackers



CORICO WRIGHT
CORNERBACKS / DEFENSIVE PASS GAME COORDINATOR

COACHING CAREER


2013-15:	Clemson	Graduate Assistant / Defense
2016-17:	Murray State	Assistant Coach / Cornerbacks / Special Teams
2018:	James Madison	Assistant Coach / Cornerbacks
2019:	Furman	Assistant Coach / Safeties
2020-22:	Furman	Assistant Coach / Defensive Backs
2023-24:	Delaware	Assistant Coach / Cornerbacks



KYRE HAWKINS
DEFENSIVE LINE

COACHING CAREER


2018:	James Madison	Graduate Assistant
2019:	East Carolina	Graduate Assistant / Defense
2020:	Aiderson Broadus	Assistant Coach / Inside Linebackers / Run Game Coord.
2020:	Emory & Henry	Assistant Coach / Defensive Line
2021:	Colorado	Graduate Assistant / Defensive Line
2022:	North Carolina	Graduate Assistant / Defensive Line
2023:	South Florida	Quality Control Analyst / Defensive Line
2024:	Delaware	Assistant Coach / Defensive Line



TYLER FERGUSON
SENIOR OFFENSIVE ANALYST

COACHING CAREER


2017-18:	Bohemia Manor HS	Assistant Coach
2019:	Kent County HS	Assistant Coach
2021-22:	Delaware	Offensive Quality Control
2023:	Delaware	Offensive Analyst
2024:	Delaware	Senior Offensive Analyst



NICK HUNTER
SENIOR DEFENSIVE ANALYST

COACHING CAREER

2020:	CNU	Assistant Coach / Safeties
2020-21:	Austin Peay	Graduate Assistant / Defensive Line
2022:	Delaware	Defensive Quality Control
2023:	Delaware	Defensive Analyst
2024:	Delaware	Senior Defensive Analyst



TY CRABB
OFFENSIVE ANALYST

COACHING CAREER

2023:	CNU	Assistant Coach / Cornerbacks
2024:	Delaware	Offensive Analyst



JOURDAN TOWNSEND
OFFENSIVE ANALYST

COACHING CAREER

2024:	Delaware	Offensive Analyst
-------	----------	-------------------

SERIES VS. VILLANOVA

OPPONENT NOTES

- ❖ Villanova enters Saturday with an 8-3 overall record and a 5-2 mark in CAA play after falling 40-33 at Monmouth last weekend.
- ❖ The offense is averaging 23.4 ppg and 322.8 yards of total offense. The defense allows 18.5 ppg, ranking 10th in the country, and 315.2 ypg to opponents.
- ❖ Connor Watkins, the CAA Preseason Offensive Player of the Year, has played in every game this year and completed 52-percent of his passes for 1,619 yards and 10 touchdowns while throwing two interceptions. He has also rushed for 316 yards and seven scores.
- ❖ David Avit has rushed for a team-high 764 yards and eight touchdowns.
- ❖ Jaylan Sanchez has caught 29 passes for a team-leading 416 yards and three touchdowns, while Devin Smith leads the Wildcats with 34 receptions and five touchdown catches.
- ❖ Shane Hartzell is fourth in the CAA with 93 total tackles, while Brendan Bell is fifth with 91 tackles. Hartzell also leads Villanova with 4.0 sacks, and Bell leads the way with 13.5 TFLs.

HISTORY NOTES

- ❖ Saturday will be the 58th all-time meeting of the Battle of the Blue and will mark the 26th-straight season that the two local rivals will meet on the gridiron.
- ❖ The Wildcats own a 34-22-1 series advantage and have won 12 of the past 13 matchups, but three of the last four meetings have been decided by eight points or less.
- ❖ Delaware's most recent win over Villanova came during the 2021 spring season, a 27-20 victory at Villanova Stadium that clinched the CAA Championship for the Blue Hens.
- ❖ Head coach Ryan Carty was 3-2 as a player against the Wildcats from 2002-06, winning three-straight games from 2003-05.

SERIES GAME-BY-GAME

Date	Loc.	Result	Date	Loc.	Result	Date	Loc.	Result	Date	Loc.	Result
11/18/2023	Home	L, 35-7	11/21/2009	Away	L, 30-12	10/16/1993	Home	W, 19-7	10/02/1971	Home	W, 23-15
11/19/2022	Away	L, 29-26	11/22/2008	Home	L, 21-7	10/17/1992	Away	W, 21-20	10/03/1970	Home	L, 34-31
11/20/2021	Home	L, 21-13	11/17/2007	Away	L, 16-10	10/19/1991	Home	W, 38-28	09/27/1969	Home	L, 36-33
04/17/2021	Away	W, 27-20	11/18/2006	Home	L, 28-27	10/13/1990	Away	W, 19-15	09/28/1968	Away	L, 16-0
11/23/2019	Away	L, 55-33	11/19/2005	Away	W, 38-13	10/14/1989	Home	L, 20-11	09/30/1967	Home	L, 21-13
11/17/2018	Home	L, 42-21	11/20/2004	Home	W, 41-35	10/15/1988	Away	W, 10-7	10/15/1966	Away	L, 16-14
11/18/2017	Away	L, 28-7	11/22/2003	Away	W, 20-17	11/01/1980	Home	W, 17-7	10/16/1965	Home	W, 24-21
11/19/2016	Home	L, 41-10	11/23/2002	Home	L, 38-34	10/13/1979	Away	W, 21-20	10/17/1964	Away	L, 34-0
09/19/2015	Away	L, 28-21	11/17/2001	Away	L, 19-14	11/11/1978	Home	W, 23-22	10/20/1962	Home	L, 22-10
11/22/2014	Home	L, 35-28	11/18/2000	Home	W, 59-42	10/15/1977	Away	L, 33-16	10/18/1924	Away	L, 17-3
11/23/2013	Away	L, 35-34	09/12/1998	Away	L, 34-31	10/16/1976	Home	T 24-24	10/03/1896	Home	L, 14-0
09/21/2013	Away	L, 51-45	09/13/1997	Home	L, 35-25	11/01/1975	Away	W, 14-13	11/23/1895	Away	W, 10-6
11/17/2012	Home	L, 41-10	09/14/1996	Away	L, 27-0	11/02/1974	Home	W, 49-7			
11/19/2011	Away	W, 26-16	09/16/1995	Home	W, 28-7	11/03/1973	Away	L, 24-7			
11/20/2010	Home	L, 28-21	09/17/1994	Away	W, 38-31	11/04/1972	Away	W, 14-7			

SERIES HISTORY

Wins
22

Losses
34

Ties
1

Home Record
10-17-1

Away Record
12-17

Conference Record
13-23

Streak
L3

First Matchup
W 10-6
11/23/1895

Last 10 Matchups
1-9
11/22/2014 - 11/18/2023

Largest Margin of Victory
W 49-7
11/2/1974

Smallest Margin of Victory
W 21-20
10/17/1992

Total Points
1177

Average Points
21

Last Matchup
11/18/2023

7 35

	1	2	3	4	F
Delaware	0	7	0	0	7
VILLANOVA	7	7	14	7	35

Full Boxscore

Recap

CAA

2024 CAA STANDINGS

TEAM	CAA	PCT	OVERALL	PCT	STREAK
Richmond	7-0	1.000	9-2	.818	W9
Delaware	6-1	.857	9-1	.900	W3
Rhode Island	6-1	.857	9-2	.818	W1
Stony Brook	5-2	.714	8-3	.727	L1
Villanova	5-2	.714	8-3	.727	L1
UNH	5-2	.714	7-4	.636	W3
William & Mary	4-3	.571	7-4	.636	W1
Towson	4-3	.571	6-5	.545	W2
Elon	4-3	.571	5-6	.455	W3
Maine	3-4	.429	5-6	.455	L1
Monmouth	3-4	.429	5-6	.455	W1
Hampton	2-5	.286	5-6	.455	L3
Campbell	1-6	.143	3-8	.273	L3
UAlbany	1-6	.143	3-8	.273	L5
Bryant	0-7	.000	2-9	.182	L6
N.C. A&T	0-7	.000	1-10	.091	L9

WEEK 13 CAA SCHEDULE

Saturday, November 23

William & Mary at Richmond	12 p.m.
Hampton at UAlbany	1 p.m.
Delaware at Villanova	1 p.m.
Monmouth at Stony Brook	1 p.m.
UNH at Maine	1 p.m.
Elon at N.C. A&T	1 p.m.
Rhode Island at Bryant	1 p.m.
Towson at Campbell	2 p.m.

2024 PRESEASON ALL-CAA TEAM

Preseason Offensive Player of the Year: Connor Watkins, QB, Villanova
Preseason Defensive Player of the Year: Caleb Curtain, S, Elon

OFFENSE

Name	School	Cl.	Pos.
Connor Watkins	Villanova	Gr.	QB
Elijah Burris	Hampton	Sr.	RB
Griffin Woodell	UAlbany	So.	RB
Marcus Yarns	Delaware	Gr.	RB
Bronson Yoder	William & Mary	Sr.	RB
Trey McDonald	William & Mary	Jr.	FB/HB
Carter Runyon	Towson	Sr.	TE
Chandler Brayboy	Elon	Sr.	WR
Nick DeGennaro	Richmond	Sr.	WR
Anthony Johnson	Stony Brook	So.	WR
Temi Ajirrotutu	Villanova	Gr.	OL
Fintan Brose	Delaware	Gr.	OL
Charles Grant	William & Mary	Sr.	OL
Ozzie Hutchinson	UAlbany	Gr.	OL
Will Marotta	UAlbany	Gr.	OL
Ralph Paige Jr.	Towson	Sr.	OL

DEFENSE

Jeremiah Grant	Richmond	Sr.	DL
Westley Neal Jr.	Rhode Island	Sr.	DL
Michael Otty	Bryant	Sr.	DL
Dylan Ruiz	New Hampshire	Sr.	DL
Josiah Silver	New Hampshire	Sr.	DL
Brendan Bell	Villanova	Gr.	LB
Shane Hartzell	Villanova	Jr.	LB
A.J. Pena	Rhode Island	Jr.	LB
CJ Tillman	Campbell	Sr.	LB
Karon Prunty	North Carolina A&T	Jr.	CB
Isas Waxter	Villanova	Gr.	CB
Caleb Curtain	Elon	Jr.	S
Ty Trinh	Villanova	Gr.	S

SPECIAL TEAMS

Chandler Brayboy	Elon	Sr.	KR
Gabe Sloat	Rhode Island	Sr.	PR
Keegan Vaughan	Towson	Sr.	PK
Aaron Trusler	Richmond	Gr.	P
Jabril Hayes	Richmond	Sr.	SPEC

HONORABLE MENTION

Tyron Herring (CB), JoJo Bermudez (KR), Josh Cupitt (P)

CAREER CAA HONORS

Fintan Brose

2023
All-CAA Third Team (OL)
2022
All-CAA Third Team (OL)

Ty Davis

2023
All-CAA Third Team (S)

Tyron Herring

2023
All-CAA Honorable Mention (CB)

Phil Lutz

2024
10/14 - Offensive Player of the Week

Nick Minicucci

2024
11/18 - Co-Offensive Player of the Week

KT Seay

2023
9/18 - Rookie of the Week

Marcus Yarns

2023
All-CAA Second Team
10/30 - Co-Offensive Player of the Week

CAA PRESEASON COACHES POLL

1.	Villanova (9 first-place votes)	217
2.	Richmond (1)	189
3.	UAlbany (3)	179
4.	William & Mary	175
5.	Delaware (3)	163
6.	Elon	157
7.	New Hampshire	150
8.	Rhode Island	142
9.	Towson	114
10.	Monmouth	95
11.	Campbell	83
12.	Hampton	62
13.	Maine	57
14.	North Carolina A&T	49
15.	Bryant	46
16.	Stony Brook	42

THE LAST TIME...

RUSHING

100-YARDS:
B2B 100-YARD GAMES: *Marcus Yarns vs. UAlbany (127) / Rhode Island (174) / Campbell (134), 2024*
 100-YARDS, FRESHMAN:
 100-YARDS (QB):
 100-YARDS (WR):
150-YARDS:
 200-YARDS:
 200-YARDS - 100 YARDS:
 3 PLAYERS - 100 YARDS:
 3 RUSH TDs:
 4 RUSH TDs:
 5 RUSH TDs:
50+-YARD RUN (RB):
 50+-YARD RUN (QB):
 50+-YARD RUN (WR):
 75+-YARD RUN (RB):
 75+-YARD RUN (QB):
 75+-YARD RUN (WR):
 25 CARRIES:
 30 CARRIES:
 40 CARRIES:
 OPPONENT 100+ YARDS:
OPPONENT 150+ YDS:
 OPPONENT 200+ YARDS:
 2 OPPONENT PLAYERS - 100+ YARDS
 OPPONENT QB - 100+ YARDS:

Marcus Yarns (134) vs. Campbell, 2024
 Will Knight vs. SBU, 2019 (108)
 Joe Walker vs. William & Mary, 2016 (109)
 Jamie Jarmon vs. Richmond, 2017 (103)
Marcus Yarns (174) vs. Rhode Island, 2024
 Dejour Lee at URI, 2020-21 (221)
 Kyron Cumbly (144), Marcus Yarns (126) vs. NC A&T, 2023
 Leo Hamlett, Pat Williams, and Kai Hebron vs. JMU, 1995
 Kani Kane vs. Cornell, 2017 (3 TDs)
 Marcus Yarns at Towson, 2023 (4 TDs)
 Omar Cuff vs. W&M, 2007 (6 TDs)
Marcus Yarns vs. UAlbany, 2024 (69 yards/TD)
 Andy Hall vs. Hofstra, 2003 (85 yards/TD)
 Jamie Jarmon vs. Richmond, 2017 (74 yards/TD)
 Marcus Yarns vs. Delaware State, 2022 (82 yds/TD)
 Andy Hall vs. Hofstra, 2003 (85 yards; TD)
 Michael Johnson vs. URI, 2013 (78 yds; TD)
 Kani Kane vs. Maine, 2017 (26)
 Andrew Pierce vs. Villanova, 2011 (40)
 Andrew Pierce vs. Villanova, 2011 (40)
 Jamar Curtis (Lafayette), 2023 (127)
Malachi Hosley (Penn), 2024 (176)
 Jaden Shirden (Monmouth), 2022 (202)
 Isaiah White (188), Jadon Turner (101), Stony Brook, 2019
 Joe Mancuso (Richmond), 2021 (116)

PASSING

20 COMPLETIONS:
 30 COMPLETIONS:
 40 COMPLETIONS:
40 ATTEMPTS:
 50 ATTEMPTS:
200-YARDS:
CONSECUTIVE 200-YARD GAMES:

300-YARDS:
CONSECUTIVE 300-YARD GAMES:
 400-YARDS:
3 TD PASSES:
4 TD PASSES:
 5 TD PASSES:
50-YARD PASS:
75-YARD PASS:
 3 INTERCEPTIONS:
 4 INTERCEPTIONS:
 WR/RB TD PASS:

OPPONENT 200+ YARDS:
OPPONENT 300+ YARDS:
 OPPONENT 400+ YARDS:
 OPPONENT 500+ YARDS:

Nick Minicucci vs. Rhode Island, 2024 (25)
 Nolan Henderson at Villanova, 2022 (37)
 Pat Devlin vs. Villanova, 2009 (42)
Zach Marker at Richmond, 2024 (43)
 Nolan Henderson at Villanova, 2022 (59)
Nick Minicucci vs. Campbell, 2024 (230)
Zach Marker - 3, 2024
Monmouth (298) / Maine (279) / Richmond (251)
Ryan O'Connor vs. Penn, 2024 (309)
Ryan O'Connor vs. NC A&T (328) / Penn (309), 2024
 Pat Devlin vs. Villanova, 2009 (407)
Nick Minicucci vs. UAlbany, 2024
Nick Minicucci vs. Campbell, 2024
 Nolan Henderson vs. Monmouth, 2022
Zach Marker to Phil Lutz vs. Maine, 2024 (56, TD)
Zach Marker to RB Marcus Yarns at Monmouth, 2023 (86, TD)
 Nick Minicucci vs. Lafayette, 2023
 Trent Hurley vs. Richmond, 2012 (4)
 WR Diante Cherry to RB Jalen Randolph vs. Towson, 2016 (21)
 WR Rob Jones to QB Trent Hurley vs. Villanova, 2013 (13)
Mike Chandler II (Campbell), 2024 (267)
Derek Robertson (Monmouth), 2024 (361)
 Max Brosmer (UNH), 2023 (404)
 Michael Strauss (Rich.), 2013 (543)

RECEIVING

10 CATCHES:
100-YARDS:
 100-YARDS (RB):
B2B 100-YARD GAMES:
 200-YARDS:
 200 PLAYERS - 100 YARDS:
 3 TD CATCHES:
50-YARD CATCH:
75-YARD CATCH:
 QB CATCH:
 QB TD CATCH:
OPPONENT 100+ YARDS.:
OPPONENT 150+ YARDS.:
 OPPONENT 200+ YARDS.:
2 OPPONENT PLAYERS - 100+ YARDS:
 3 OPPONENT PLAYERS - 100+ YARDS:

Thyrick Pitts at Richmond, 2021 (11)
Phil Lutz vs. Maine, 2024 (133)
 Marcus Yarns at Towson, 2023 (105)
Phil Lutz vs. NC A&T (101) / Penn (144), 2024
 Courtney Batts vs. West Chester, 1994 (204)
 Gene Coleman II (120) / Thyrick Pitts (116) at Maine, 2021
 Chandler Harvin vs. Saint Francis, 2022 (3)
Zach Marker to Phil Lutz vs. Maine, 2024 (56, TD)
Zach Marker to RB Marcus Yarns at Monmouth, 2023 (86, TD)
 QB Zach Marker from QB Ryan O'Connor vs. Villanova, 2023 (39)
 Trent Hurley from WR Rob Jones vs. Villanova, 2013
VJ Wilkins (172), Campbell, 2024
VJ Wilkins (172), Campbell, 2024
 Caleb Smith, Towson, 2019 (200)
TJ Speight (133) / Gavin Nelson (131), Monmouth, 2024
 Rashad Ponder, Stephen Barnette, Brian Brown
 Richmond, 2013

INTERCEPTIONS

3 INTERCEPTIONS:
 2 INTERCEPTIONS:
 INT IN B2B GAMES:

 INTERCEPTION FOR A TD (DB):
INTERCEPTION FOR A TD (LB):
 INT FOR A TD (DL):
OPPONENT INT FOR TD:
 OPPONENT 2 INT FOR TD:

Dan Mulhern vs. Rhode Island, 1999
 Khalil Dawsey at Campbell, 2023
 Drew Nickles, 2 straight, 2022
 Nasir Adderley, 3 straight games, 2017
 Khalil Dawsey at Campbell, 2023 (100)
Ty Davis vs. Maine, 2024 (34)
 Zach Kerr vs. W&M, 2012 (47)
NC A&T, 2024 (70)
 Villanova, 2012 (Ronnie Akins/Eric Loper)

TACKLES

10+ TACKLES:
 15 TACKLES:
 16 TACKLES:
 17 TACKLES:
 18 TACKLES:
 19 TACKLES:
 20+ TACKLES:

LB Gavin Moul vs. UAlbany, 2024 (10)
 LB Jackson Taylor vs. NC A&T, 2023
 LB Johnny Buchanan at Elon, 2022
 DB Noah Plack at Navy, 2022
 LB Patrick Callaway vs. William & Mary, 2013
 LB Johnny Buchanan at William & Mary, 2022
 LB Johnny Buchanan at Navy, 2022 (23)

SACKS

2.0 SACKS:
 3.0 SACKS:
 4.0+ SACKS:

DL Melkart Abou-Jaoude at Richmond, 2024
 DL Chase McGowan (3) at URI, 2020-21
 DE John Levelis (4) vs. New Hampshire, 1988

KICK/PUNT RETURNS

KR FOR TD:
 KR FOR TD (B2B GAMES):
 OPENING KR FOR TD:
 OPPONENT KR FOR TD:
 2 OPPONENT KR FOR TD:
 OPPONENT OPENING KR FOR TD:
 RECOVERED ONSIDE KICK:
 FAILED TO RECOVER OPPONENT ONSIDE KICK:
 PR FOR TD:
 BLOCKED PR FOR TD:
 OPPONENT PR FOR TD:
 OPPONENT BLOCKED PR FOR TD:

Dejour Lee vs. Maine, 2020-21 (87 Yards)
 Jerry Butler - James Madison (94)/Towson (98), 2008
 Dejour Lee vs. Maine, 2020-21 (87 Yards)
 Dylan Laube, UNH, 2023 (100 yards)
 Aaron Dykes, Richmond, 2019 (100 & 88 yards)
 Angelo Babbaro, Villanova, 2010 (85)
 Joe Zubillaga at JSU, 2020-21 (K Bryce Troutt)
 By William & Mary, 2016
 Jourdan Townsend at Hampton, 2023 (82 yds)
 Quincy Watson vs. Delaware State, 2022 (0 yds)
 Aron Cruickshank, at Rutgers, 2021 (62 yds)
 Montigo Moss, Maine, 2021

FUMBLE RECOVERY

FR FOR TD (Defense):
 FR FOR TD (Offense):
 FR FOR TD (Special Teams):
 FR FOR TD IN CONSECUTIVE GAMES:

Ethan Saunders vs. Sacred Heart, 2024 (20 yds)
 Mateo Vandamia vs. SBU, 2020-21 (21 yds)
 Brandon Dennis vs. Saint Francis, 2022 (0 yds/Off KR)
 Paul Worriow vs. Maine (11 yds) / URI (27 yds), 2011
 (only time in UD history)
Hightower, Rhode Island, 2024 (21 yds)

OPPONENT FR FOR TD:

KICKING/PUNTING

40-YARD FG:
 50-YARD FG:
 50-YARD FG ATTEMPT:
 KICKED THREE FGS IN A GAME:
 KICKED FOUR FGS IN A GAME:
60-YARD PUNT:
 70-YARD PUNT:
HAD A PUNT BLOCKED:
 BLOCKED A PUNT:
BLOCKED A FG:
 BLOCKED MULTIPLE FG:
 RETURNED BLOCKED FG FOR TD:

Nate Reed at NC A&T, 2024 (41)
 Ryan Coe vs. James Madison, 2021 (51)
 Alex Schmoke vs. UNH, 2023 (50/Missed)
 Nate Reed at Towson (3)
 Frank Raggio vs. Lafayette, 2015 (4)
Josh Cupitt vs. Rhode Island, 2024 (68)
 Ryan Kost at Hampton, 2023 (74)
vs. Penn (2024)

BLOCKED A PAT:

RETURNED BLOCKED PAT FOR 2 PT CONV:

Marcus Yarns vs. N.C. A&T, 2023
Mysonne Pollard vs. UAlbany, 2024
 Justis Henley at William & Mary, 2022 (2)
 Travis Hawkins vs. Wm. & Mary, 2012 (90)
 NCAA Record
James Yelbert at Monmouth, 2024
 Jordan Thomas vs. Maine, 2013
 (only time in UD history)

MISCELLANEOUS

200 YDS PASSING / 100 YDS RUSHING:

Dale Fry vs. West Chester, 1993 (259 pass, 116 rush)
 Bill Vergantino vs. James Madison, 1991 (239 pass, 121 rush)
 Tom DiMuzio vs. Bucknell, 1969 (205 pass, 118 rush)

100 YARDS RUSHING / 100 YARDS RECEIVING:

Nate Beasley vs. Lehigh, 1975 (109 pass, 118 rush)

THE LAST TIME...

TEAM SCORING

SCORED 30+ POINTS:

SCORED 40+ POINTS:

SCORED 50+ POINTS:

ALLOWED 30+ POINTS:

ALLOWED 40+ POINTS:

ALLOWED 50+ POINTS:

ALLOWED 60+ POINTS:

FAILED TO SCORE A POINT:

FAILED TO SCORE A POINT VS. FCS TEAM:

FAILED TO SCORE A POINT IN CONFERENCE:

FAILED TO SCORE A POINT AT HOME:

FAILED TO SCORE A POINT AT HOME (CONFERENCE):

FAILED TO SCORE A TOUCHDOWN:

SCORED LESS THAN 10 POINTS:

RECORDED A SHUTOUT:

RECORDED A SHUTOUT AT HOME:

RECORDED CONSECUTIVE SHUTOUTS AT HOME:

RECORDED A SHUTOUT ON THE ROAD:

RECORDED A SHUTOUT IN THE POST-SEASON:

SHUT OUT ON ROAD:

SAFETIES

RECORDED A SAFETY:

ALLOWED A SAFETY:

TWO-POINT CONVERSIONS

DELAWARE 2 PT CONVERSION:

OPPONENT 2 PT CONVERSION:

36 vs. Lafayette, 2023 (36-34 win)

41 vs. Campbell, 2024 (41-22 win)

51 at Towson, 2023 (51-13 win)

35 at Monmouth, 2024 (42-35 win)

49 at Montana, 2023 (49-19 loss)

51 by Richmond, 2021 (51-27 loss)

63 by Penn State, 2023 (63-7 loss)

62 by Maine, 2013 (62-28 loss)

62 by Richmond, 2007 (62-56 loss/OT)

Virginia Tech, 2017 (lost 27-0)

Towson, 2015 (lost 19-0)

Towson, 2015 (lost 19-0)

Holy Cross, 1983 (lost 24-0)

Temple (MAC), 1964 (lost 21-0)

at SDSU, 2022 (lost 42-6)

at Richmond, 2024 (lost 28-9)

Sacred Heart, 2024 (49-0)

Sacred Heart, 2024 (49-0)

1999-2000 Rhode Island (35-0), The Citadel (38-0)

West Chester (84-0), Northeastern (42-0)

Hofstra, 2008 (17-0)

2003 NCAA I-AA Championship (Neutral)

Colgate, 12/19/03 (40-0) in Chattanooga, Tenn.

Virginia Tech, 2017 (lost 27-0)

vs. SHU, 2020-21 (Punt Snapped out of the end zone)

vs. NDSU, 2019 (Luke Frederick blocked punt out of end zone)

vs. Albany, 2018 (Ray Jones made tackle in end zone)

at Montana, 2023 (Punt snap out of end zone)

vs. Campbell, 2024 (Minicucci to Patterson)

at Monmouth, 2024

RECENT LAST SECOND PLAYS

DELAWARE WON A GAME ON THE LAST PLAY OF REGULATION:

• Delaware def. William & Mary 24-23, Oct. 3, 2015 (Frank Raggo 29 FG)

• Delaware def. Albany 33-30, Oct. 12, 2013 (Sean Baner 42 FG)

• Delaware def. West Chester 33-31, Sept. 20, 1986 (Fred Singleton 3-yard run)

DELAWARE WON A GAME ON A LAST SECOND FIELD GOAL IN REGULATION:

• Delaware def. William & Mary 24-23, Oct. 3, 2015 (29-yard FG by Frank Raggo, :00 left)

• Delaware def. Albany, 33-30, Oct. 12, 2013 (42-yard FG by Sean Baner, :00 left)

• Delaware def. James Madison, 13-10, Oct. 2, 2010 (28-yard FG by Mike Perry with :03 left)

• Delaware def. UMass 37-34, Oct. 10, 1987 (28-yard FG by Don O'Brien with :07 left)

DELAWARE WON A GAME IN OVERTIME WITH A FIELD GOAL:

• Delaware def. Maine 24- 21, Nov. 1, 2003 (36-yard field goal by Brad Shushman in OT)

DELAWARE WON A GAME IN OVERTIME WITH A TOUCHDOWN:

• Delaware def. Rhode Island, 44-36, Sept. 7, 2019 (Knight 24-yard pass from Kehoe) (3 OT)

• Delaware def. Richmond 42-35, Oct. 21, 2017 (Kane 1-yard run)

• Delaware def. James Madison 30-23, Sept. 27, 2014 (Harrison 4-yard pass from Hurley)

DELAWARE LOST A GAME IN FINAL SECONDS:

• Richmond def. Delaware, 21-13, Nov. 12, 2022 (39-YG FG with :04 left; FR in end zone with :00 left)

• Villanova def. Delaware, 35-34, Nov. 23, 2013 (24 yd. FG, Mark Hamilton with :01 left)

DELAWARE LOST A GAME ON A LAST SECOND FIELD GOAL IN REGULATION:

• Villanova def. Delaware, 35-34, Nov. 23, 2013 (24 yd. FG, Mark Hamilton with :01 left)

• Northeastern def. Delaware 27-24, Oct. 7, 2006 (35-yard FG by Mat Johnson with :00 left)

DELAWARE LOST GAME ON A LAST SECOND FIELD GOAL IN REGULATION (POST-SEASON):

• McNeese State def. Delaware 23-21 in NCAA I-AA semifinals, Dec. 13, 1997 (31-yard FG with :05 left)

ALL-TIME DELAWARE OVERTIME GAMES

Date	Opponent	Final Result	Winning Play
Sep. 13, 1986	New Hampshire (H)	L, 28-21 (OT)	Norm Ford 14-yard pass from Bob Jean
Oct. 31, 1987	Maine (H)	L, 59-56 (2OT)	Peter Borjestedt 25-yard FG
Nov. 21, 1987	Boston University (H)	W, 17-10 (OT)	Gil Knight 11-yard run
Nov. 30, 1991	James Madison (H)	L, 42-35 (2OT) *	Kenny Sims 25-yard run
Sep. 17, 1994	Villanova (A)	W, 38-31 (OT)	Norman Coleman 25-yard run
Nov. 2, 1996	William & Mary (A)	L, 10-7 (OT)	Brian Shallcross 42-yard FG
Sep. 12, 1998	Villanova (A)	L, 34-31 (OT)	Casey Hannon 35-yard FG
Sep. 2, 1999	William & Mary (H)	W, 34-27 (OT)	Butter Pressey 19-yard run
Oct. 30, 1999	Northeastern (A)	W, 37-34 (OT)	James O'Neal 3-yard run
Nov. 20, 1999	Villanova (A)	L, 51-45 (OT)	Ducarmel Augustin 25-yard run
Nov. 4, 2000	New Hampshire (H)	L, 45-44 (OT)	Brian Mallette 7-yard pass from Ryan Day
Oct. 19, 2002	Rhode Island (A)	L, 17-14 (2OT)	Shane Laisle 34-yard FG
Nov. 1, 2003	Maine (H)	W, 24-21 (OT)	Brad Shushman 36-yard FG
Nov. 15, 2003	Massachusetts (H)	W, 51-45 (3OT)	Justin Long 4-yard pass from Andy Hall
Dec. 4, 2004	William & Mary (A)	L, 44-38 (2OT) *	Jon Smith 7-yard run
Sept. 10, 2005	Lehigh (H)	W, 34-33 (OT)	Omar Cuff 16-yard pass from Sonny Riccio; Lehigh missed PAT
Nov. 10, 2007	Richmond (H)	L, 62-56 (5OT)	Josh Vaughan 13-yard run
Nov. 20, 2010	Villanova (H)	L, 28-21 (OT)	Aaron Ball 1-yard run
Nov. 3, 2012	Towson (H)	L, 34-27 (OT)	Terrance West 3-yard run
Sept. 27, 2014	James Madison (A)	W, 30-23 (OT)	Jerel Harrison 4-yard pass from Trent Hurley
Oct. 21, 2017	Richmond (H)	W, 42-35 (2OT)	Kani Kane 1-yard run
Sept. 7, 2019	Rhode Island (A)	W, 44-36 (3OT)	Will Knight 24-yard pass from Pat Kehoe

* - NCAA Playoffs

10-12 all-time / 3-5 in multiple OT / 6-7 at home / 4-5 on the road

DELAWARE CAREER STATISTICS - OFFENSE



#0 MAX PATTERSON
WR | SR. | ARLINGTON, VA. | YORKTOWN | RUTGERS

SEASON	TEAM	GP	Tackles								Interceptions		Receptions					
			ua	a	total	tfl	pbu	ff	fr	blk	sacks	int	rec	yds	td	lg	rec/g	yds/r
2021-22	RU	4	0	0	0	0-0	0	0	0	0	0	0	0	0	0	0	0.0	0.0
2022-23	RU	9	0	0	0	0-0	0	0	0	0	0	0	2	6	0	3	0.2	3.0
2023-24	RU	12	0	1	1	0-0	0	0	0	0	0	0	1	5	0	5	0.1	5.0
2024-25	UD	10	0	0	0	0-0	0	0	0	0	0	0	24	283	0	39	2.4	11.8
TOTAL FOR UD			10	0	0	0-0	0	0	0	0	0	0	24	283	0	39	2.4	11.8
TOTAL			35	0	1	1	0-0	0	0	0	0	0	27	294	0	39	0.8	10.9

Single Game Highs

Statistic	Value	
Rushing Attempts	1	vs Penn 09/21/24
Rushing Yards Net	5	vs Penn 09/21/24
Longest Rushing	5	vs Penn 09/21/24
Receptions	5	vs Bryant 08/29/24, at Richmond 10/19/24
Receptions Yards	86	at Monmouth 10/05/24
Longest Reception	39	at Monmouth 10/05/24
Total Tackles	1	vs Ohio St. 11/04/23



#3 ZACH MARKER
QB | GR. | NORWALK, IOWA | NORWALK | IOWA CENTRAL

Rushing and Passing

SEASON	TEAM	gp	Rushing						Passing							
			att	yds	td	lg	avg/c	avg/g	comp-att-int	yds	td	lg	pct	avg/p	avg/g	effic
2023-24	UD	5	26	77	1	18	3.0	15.4	42-65-2	678	3	75	64.6	16.1	135.6	161.3
2024-25	UD	4	28	22	1	14	0.8	5.5	74-134-0	1011	10	86	55.2	13.7	252.8	143.2
TOTAL			9	54	99	2	1.8	11.0	116-199-2	1689	13	86	58.3	14.6	187.7	149.1

Single Game Highs

Statistic	Value	
Rushing Attempts	9	at Towson 10/28/23, at Richmond 10/19/24
Rushing Yards Net	44	at Towson 10/28/23
Rushing Touchdowns	1	at Hampton 10/21/23, at Monmouth 10/05/24
Longest Rushing	18	at Hampton 10/21/23
Total Passes	43	at Richmond 10/19/24
Completed Passes	21	at Richmond 10/19/24
Passes Yards	307	at Towson 10/28/23
Touchdowns from passes	3	vs Sacred Heart 09/28/24, at Monmouth 10/05/24, vs Maine 10/12/24
Longest Pass	86	at Monmouth 10/05/24
Receptions	1	vs Villanova 11/18/23
Receptions Yards	39	vs Villanova 11/18/23
Longest Reception	39	vs Villanova 11/18/23



#1 JOJO BERMUDEZ
WR | JR. | EGG HARBOR CITY, N.J. | CEDAR CREEK | CINCINNATI

Rushing and Passing

SEASON	TEAM	gp	Rushing						Passing							
			att	yds	td	lg	avg/c	avg/g	comp-att-int	yds	td	lg	pct	avg/p	avg/g	effic
2023-24	UD	10	4	40	1	22	10.0	4.0	0-0-0	0	0	0	0.0	0.0	0.0	0.0
2024-25	UD	5	3	54	0	24	18.0	10.8	0-0-0	0	0	0	0.0	0.0	0.0	0.0
TOTAL			15	7	94	1	24	13.4	6.3	0-0-0	0	0	0	0.0	0.0	0.0

Scoring and Total Offense

			Scoring									Total Offense				
SEASON	TEAM	gp	td	rush	rcv	ret	pat	2pat	fg	total	avg/g	rush	pass	total	avg/g	
2023-24	UD	10	2	1	1	0	0	0	0	12	1.2	40	0	40	4.0	
2024-25	UD	5	1	0	1	0	0	0	0	6	1.2	54	0	54	10.8	
TOTAL		15	3	1	2	0	0	0	0	18	1.2	94	0	94	6.3	

Punting and All Purpose

			Punting				All Purpose							
SEASON	TEAM	gp	no.	yds	lg	avg/g	rush	rcv	pr	kr	lr	total	avg/g	
2023-24	UD	10	0	0	0	0.0	40	277	0	388	0	705	70.5	
2024-25	UD	5	0	0	0	0.0	54	216	0	73	0	343	68.6	
TOTAL		15	0	0	0	0.0	94	493	0	461	0	1048	69.9	

Tackles

SEASON	TEAM	GP	Tackles								Interceptions		Receptions					
			ua	a	total	tfl	pbu	ff	fr	blk	sacks	int	rec	yds	td	lg	rec/g	yds/r
2023-24	UD	10	0	0	0	0-0	0	0	0	0	0	0	25	277	1	39	2.5	11.1
2024-25	UD	5	0	0	0	0-0	0	0	0	0	0	0	25	216	1	38	5.0	8.6
TOTAL			15	0	0	0-0	0	0	0	0	0	0	50	493	2	39	3.3	9.9

Single Game Highs

Statistic	Value	
Rushing Attempts	1	7 times
Rushing Yards Net	24	vs Rhode Island 11/09/24
Rushing Touchdowns	1	vs Elon 11/04/23
Longest Rushing	24	vs Rhode Island 11/09/24
Receptions	7	vs Bryant 08/29/24, vs Duquesne 10/07/23
Receptions Yards	83	vs Duquesne 10/07/23
Receptions Touchdowns	1	vs Duquesne 10/07/23, vs Campbell 11/16/24
Longest Reception	39	at Towson 10/28/23
Longest Kick Return	52	vs N.C. A&T 10/14/23




#7 JALYN WITCHER
WR | SR. | LITTLE ROCK, ARK. | PULASKI ACADEMY | PRESBYTERIAN

SEASON	TEAM	GP	Tackles								Interceptions		Receptions					
			ua	a	total	tfl	pbu	ff	fr	blk	sacks	int	rec	yds	td	lg	rec/g	yds/r
2021-22	Presb	11	1	0	1	0-0	0	0	0	0	0	0	80	1121	12	92	7.3	14.0
2022-23	UD	3	0	0	0	0-0	0	0	0	0	0	0	3	36	0	19	1.0	12.0
2023-24	UD	8	1	0	1	0-0	0	0	0	0	0	0	2	21	0	19	0.3	10.5
2024-25	UD	9	0	0	0	0-0	0	0	0	0	0	0	5	42	1	18	0.6	8.4
TOTAL FOR UD			20	1	1	0-0	0	0	0	0	0	0	10	99	1	19	0.5	9.9
TOTAL			31	2	2	0-0	0	0	0	0	0	0	90	1220	13	92	2.9	13.6

Single Game Highs

Statistic	Value	
Rushing Attempts	1	at Davidson 10/16/21
Receptions	12	vs Morehead St. 10/09/21
Receptions Yards	192	vs San Diego 10/23/21
Receptions Touchdowns	3	vs St. Andrews 09/04/21
Longest Reception	92	vs Morehead St. 10/09/21
Total Tackles	1	vs Stetson 10/30/21, at Penn St. 09/09/23

DELAWARE CAREER STATISTICS - OFFENSE




#8 NICHOLAS LABOY

WR | GR. | GAITHERSBURG, MD. | AVALON | CORNELL

SEASON	TEAM	GP	Tackles							Interceptions		Receptions						
			ua	a	total	tfl	pbu	ff	fr	blk	sacks	int	rec	yds	td	lg	rec/g	yds/r
2022-23	CU	10	1	0	1	0-0	0	0	0	0	0	0	25	369	2	36	2.5	14.8
2023-24	CU	10	0	0	0	0-0	0	0	0	0	0	0	58	705	2	38	5.8	12.2
2024-25	UD	10	0	0	0	0-0	0	0	0	0	0	0	15	164	1	34	1.5	10.9
TOTAL FOR UD		10	0	0	0	0-0	0	0	0	0	0	0	15	164	1	34	1.5	10.9
TOTAL		30	1	0	1	0-0	0	0	0	0	0	0	98	1238	5	38	3.3	12.6

Single Game Highs

Statistic	Value	
Receptions	9	vs Columbia 11/18/23
Receptions Yards	104	vs Colgate 09/30/23
Receptions Touchdowns	1	5 times
Longest Reception	38	vs Colgate 09/30/23
Total Tackles	1	at Princeton 10/29/22



#13 PHIL LUTZ

WR | GR. | NORTH CALDWELL, N.J. | WEST ESSEX | TUFTS

Punting							All Purpose						
SEASON	TEAM	gp	no.	yds	lg	avg/g	rush	rcv	pr	kr	lr	total	avg/g
2019-20	Tufts	1	0	0	0	0.0	0	0	0	0	0	0	0.0
2021-22	Tufts	9	0	0	0	0.0	4	1047	0	0	0	1051	116.8
2022-23	Tufts	9	0	0	0	0.0	0	1209	0	0	0	1209	134.3
2023-24	UD	13	0	0	0	0.0	0	208	0	0	0	208	16.0
2024-25	UD	10	0	0	0	0.0	0	816	0	0	0	816	81.6
TOTAL FOR UD		23	0	0	0	0.0	0	1024	0	0	0	1024	44.5
TOTAL		42	0	0	0	0.0	4	3280	0	0	0	3284	78.2

Tackles

SEASON	TEAM	GP	Tackles							Interceptions		Receptions						
			ua	a	total	tfl	pbu	ff	fr	blk	sacks	int	rec	yds	td	lg	rec/g	yds/r
2019-20	Tufts	1	0	0	0	0-0	0	0	0	0	0	0	0	0	0	0	0.0	0.0
2021-22	Tufts	9	0	0	0	0-0	0	0	0	0	0	0	74	1047	4	61	8.2	14.1
2022-23	Tufts	9	0	0	0	0-0	0	0	0	0	0	0	80	1209	14	70	8.9	15.1
2023-24	UD	13	0	0	0	0-0	0	0	0	0	0	0	14	208	1	34	1.1	14.9
2024-25	UD	10	0	0	0	0-0	0	0	0	0	0	0	41	816	11	56	4.1	19.9
TOTAL FOR UD		23	0	0	0	0-0	0	0	0	0	0	0	55	1024	12	56	2.4	18.6
TOTAL		42	0	0	0	0-0	0	0	0	0	0	0	209	3280	30	70	5.0	15.7

Single Game Highs

Statistic	Value	
Rushing Attempts	1	at Bowdoin 10/23/21, at Hamilton 10/30/21
Rushing Yards Net	5	at Hamilton 10/30/21
Longest Rushing	5	at Hamilton 10/30/21
Receptions	17	vs Colby 11/06/21
Receptions Yards	237	vs Middlebury 11/12/22
Receptions Touchdowns	6	vs Middlebury 11/12/22
Longest Reception	70	vs Middlebury 11/12/22



#9 JA'CARREE KELLY

WR | SO. | GAINESVILLE, FLA. | BUCHHOLZ

SEASON	TEAM	GP	Tackles							Interceptions		Receptions						
			ua	a	total	tfl	pbu	ff	fr	blk	sacks	int	rec	yds	td	lg	rec/g	yds/r
2023-24	UD	4	0	0	0	0-0	0	0	0	0	0	0	1	5	0	5	0.3	5.0
2024-25	UD	10	0	0	0	0-0	0	0	0	0	0	0	15	159	1	29	1.5	10.6
TOTAL		14	0	0	0	0-0	0	0	0	0	0	0	16	164	1	29	1.1	10.3

Single Game Highs

Statistic	Value	
Rushing Attempts	1	vs Penn 09/21/24, vs Sacred Heart 09/28/24, vs UAlbany 10/26/24
Rushing Yards Net	10	vs UAlbany 10/26/24
Longest Rushing	10	vs UAlbany 10/26/24
Receptions	3	at N.C. A&T 09/14/24, vs Campbell 11/16/24
Receptions Yards	44	at N.C. A&T 09/14/24
Receptions Touchdowns	1	vs UAlbany 10/26/24
Longest Reception	29	at N.C. A&T 09/14/24
Longest Kick Return	36	vs Penn 09/21/24



#14 RYAN O'CONNOR

QB | SR. | EASTON, MD. | EASTON

SEASON	TEAM	gp	Rushing						Passing							
			att	yds	td	lg	avg/c	avg/g	comp-att-int	yds	td	lg	pct	avg/p	avg/g	effic
2022-23	UD	4	15	22	0	10	1.5	5.5	15-27-0	170	1	37	55.6	11.3	42.5	120.7
2023-24	UD	10	57	1	2	19	0.0	0.1	162-290-8	2104	19	57	55.9	13.0	210.4	132.9
2024-25	UD	3	7	44	1	23	6.3	14.7	77-124-1	882	8	47	62.1	11.5	294.0	141.5
TOTAL		17	79	67	3	23	0.8	3.9	254-441-9	3156	28	57	57.6	12.4	185.6	134.6

Single Game Highs

Statistic	Value	
Rushing Attempts	13	at South Dakota St. 12/03/22, vs Saint Francis 09/16/23
Rushing Yards Net	47	at N.C. A&T 09/14/24
Rushing Touchdowns	1	vs Elon 11/04/23, at Montana 12/02/23, at N.C. A&T 09/14/24
Longest Rushing	23	at N.C. A&T 09/14/24
Total Passes	48	vs Elon 11/04/23
Completed Passes	29	vs Bryant 08/29/24
Passes Yards	347	vs Duquesne 10/07/23
Touchdowns from passes	4	vs Duquesne 10/07/23, at Campbell 11/11/23, vs Bryant 08/29/24
Longest Pass	57	vs Duquesne 10/07/23
Punts	1	vs Saint Francis 09/16/23
Punts Average	9	vs Saint Francis 09/16/23
Longest Punt	9	vs Saint Francis 09/16/23
Total Tackles	1	at Stony Brook 08/31/23



#12 CALEB FAURIA

TE | GR. | ATTLEBORO, MASS. | BISHOP FEEHAN | COLORADO

Tackles

SEASON	TEAM	GP	Tackles							Interceptions		Receptions						
			ua	a	total	tfl	pbu	ff	fr	blk	sacks	int	rec	yds	td	lg	rec/g	yds/r
2021-22	CU	4	0	0	0	0-0	0	0	0	0	0	0	0	0	0	0	0.0	0.0
2022-23	CU	7	0	0	0	0-0	0	0	0	0	0	0	3	23	0	15	0.4	7.7
2023-24	CU	6	0	0	0	0-0	0	0	0	0	0	0	0	0	0	0	0.0	0.0
2024-25	UD	10	0	0	0	0-0	0	0	0	0	0	0	11	122	1	36	1.1	11.1
TOTAL FOR UD		10	0	0	0	0-0	0	0	0	0	0	0	11	122	1	36	1.1	11.1
TOTAL		27	0	0	0	0-0	0	0	0	0	0	0	14	145	1	36	0.5	10.4

Single Game Highs

Statistic	Value	
Receptions	3	vs Bryant 08/29/24
Receptions Yards	49	at N.C. A&T 09/14/24
Receptions Touchdowns	1	vs Sacred Heart 09/28/24
Longest Reception	36	at N.C. A&T 09/14/24

DELAWARE CAREER STATISTICS - OFFENSE



#21 MARCUS YARNS
RB | GR. | SALISBURY, MD. | PARKSIDE

Rushing and Passing

SEASON	TEAM	gp	Rushing						Passing							
			att	yds	td	lg	avg/c	avg/g	comp-att-int	yds	td	lg	pct	avg/p	avg/g	effc
2020-21	UD	1	0	0	0	0	0.0	0.0	0-0-0	0	0	0	0.0	0.0	0.0	0.0
2021-22	UD	8	23	80	0	14	3.5	10.0	0-0-0	0	0	0	0.0	0.0	0.0	0.0
2022-23	UD	13	73	481	2	82	6.6	37.0	0-0-0	0	0	0	0.0	0.0	0.0	0.0
2023-24	UD	13	136	939	15	66	6.9	72.2	0-0-0	0	0	0	0.0	0.0	0.0	0.0
2024-25	UD	8	113	744	5	69	6.6	93.0	0-0-0	0	0	0	0.0	0.0	0.0	0.0
TOTAL		43	345	2244	22	82	6.5	52.2	0-0-0	0	0	0	0.0	0.0	0.0	0.0

Scoring and Total Offense

SEASON	TEAM	gp	Scoring								Total Offense					
			td	rush	rcv	ret	pat	2pat	fg	total	avg/g	rush	pass	total	avg/g	
2020-21	UD	1	0	0	0	0	0	0	0	0	0.0	0	0	0	0.0	
2021-22	UD	8	0	0	0	0	0	0	0	0	0.0	80	0	80	10.0	
2022-23	UD	13	5	2	3	0	0	0	0	30	2.3	481	0	481	37.0	
2023-24	UD	13	18	15	3	0	0	1	0	110	8.5	939	0	939	72.2	
2024-25	UD	8	9	5	4	0	0	0	0	56	7.0	744	0	744	93.0	
TOTAL		43	32	22	10	0	0	1	0	196	4.6	2244	0	2244	52.2	

Punting and All Purpose

		Punting					All Purpose							
SEASON	TEAM	gp	no.	yds	lg	avg/g	rush	rcv	pr	kr	lr	total	avg/g	
2020-21	UD	1	0	0	0	0.0	0	0	0	0	0	0	0.0	
2021-22	UD	8	0	0	0	0.0	80	5	0	0	0	85	10.6	
2022-23	UD	13	0	0	0	0.0	481	199	0	0	0	680	52.3	
2023-24	UD	13	0	0	0	0.0	939	311	0	0	0	1250	96.2	
2024-25	UD	8	0	0	0	0.0	744	223	0	0	0	967	120.9	
TOTAL		43	0	0	0	0.0	2244	738	0	0	0	2982	69.3	

Tackles

SEASON	TEAM	GP	Tackles								Interceptions		Receptions				
			ua	a	total	tfl	pbu	ff	fr	blk	sacks	int	rec	yds	td	lg	rec/g
2020-21	UD	1	0	0	0	0-0	0	0	0	0	0	0	0	0	0	0.0	0.0
2021-22	UD	8	1	0	1	0-0	0	0	0	0	0	0	2	5	0	5	0.3
2022-23	UD	13	0	0	0	0-0	0	0	0	1	0	0	21	199	3	72	1.6
2023-24	UD	13	0	0	0	0-0	0	0	0	1	0	0	24	311	3	75	1.8
2024-25	UD	8	0	0	0	0-0	0	0	0	0	0	0	14	223	4	86	1.8
TOTAL		43	1	0	1	0-0	0	0	0	2	0	0	61	738	10	86	1.4

Single Game Highs

Statistic	Value	
Rushing Attempts	23	vs Rhode Island 11/09/24
Rushing Yards Net	174	vs Rhode Island 11/09/24
Rushing Touchdowns	4	at Towson 10/28/23
Longest Rushing	82	vs Delaware ST. 09/10/22
Receptions	5	vs New Hampshire 09/23/23
Receptions Yards	105	at Towson 10/28/23
Receptions Touchdowns	2	vs UAlbany 10/26/24
Longest Reception	86	at Monmouth 10/05/24
Total Tackles	1	vs William & Mary 11/06/21



#27 JO'NATHAN SILVER
RB | JR. | WASHINGTON TOWNSHIP, N.J. | WASHINGTON TOWNSHIP

Rushing and Passing

SEASON	TEAM	gp	Rushing						Passing							
			att	yds	td	lg	avg/c	avg/g	comp-att-int	yds	td	lg	pct	avg/p	avg/g	effc
2022-23	UD	2	6	14	0	5	2.3	7.0	0-0-0	0	0	0	0.0	0.0	0.0	0.0
2023-24	UD	13	33	162	1	41	4.9	12.5	0-0-0	0	0	0	0.0	0.0	0.0	0.0
2024-25	UD	10	68	439	4	45	6.5	43.9	0-0-0	0	0	0	0.0	0.0	0.0	0.0
TOTAL		25	107	615	5	45	5.7	24.6	0-0-0	0	0	0	0.0	0.0	0.0	0.0

Single Game Highs

Statistic	Value	
Rushing Attempts	11	vs Penn 09/21/24, vs Sacred Heart 09/28/24
Rushing Yards Net	97	at Monmouth 10/05/24
Rushing Touchdowns	1	5 times
Longest Rushing	45	at Monmouth 10/05/24
Receptions	3	at N.C. A&T 09/14/24
Receptions Yards	46	at Richmond 10/19/24
Longest Reception	41	at Richmond 10/19/24
Longest Kick Return	22	at Montana 12/02/23



#88 ELIJAH SESSOMS
TE | JR. | DOVER, DEL. | DOVER

SEASON	TEAM	GP	Tackles								Interceptions		Receptions				
			ua	a	total	tfl	pbu	ff	fr	blk	sacks	int	rec	yds	td	lg	rec/g
2023-24	UD	13	0	0	0	0-0	0	0	0	0	0	0	5	54	0	22	0.4
2024-25	UD	10	0	0	0	0-0	0	0	0	0	0	0	0	5	40	0	19
TOTAL		23	0	0	0	0-0	0	0	0	0	0	0	0	10	94	0	22

Single Game Highs

Statistic	Value	
Receptions	3	at Campbell 11/11/23
Receptions Yards	37	at Campbell 11/11/23
Longest Reception	22	at Campbell 11/11/23



DELAWARE CAREER STATISTICS - DEFENSE



#0 Q'YAEIR PRICE
DL | JR. | PATERSON, N.J. | DEPAUL CATHOLIC | RUTGERS

Tackles

			Tackles								Interceptions		Receptions						
SEASON	TEAM	GP	ua	a	total	tfl	pbu	ff	fr	blk	sacks	int	rec	yds	td	lg	rec/g	yds/r	yds/g
2022-23	RU	3	0	0	0	0-0	0	0	0	0	0	0	0	0	0	0	0.0	0.0	0.0
2024-25	UD	10	7	12	19	3.5-12	0	0	0	0	2	0	0	0	0	0	0.0	0.0	0.0
TOTAL FOR UD		10	7	12	19	3.5-12	0	0	0	0	2	0	0	0	0	0	0.0	0.0	0.0
TOTAL		13	7	12	19	3.5-12	0	0	0	0	2	0	0	0	0	0	0.0	0.0	0.0

Single Game Highs

Statistic	Value	
Total Tackles	4	vs Penn 09/21/24
Total Sacks	1	at N.C. A&T 09/14/24, at Monmouth 10/05/24
Total Tackles For Loss	1	at N.C. A&T 09/14/24, at Richmond 10/19/24, at Monmouth 10/05/24



#3 ALEX VILLAS
DB | SR. | DELRAY BEACH, FLA. | NORTH BROWARD PREP | STETSON

Tackles

			Tackles								Interceptions			Receptions					
SEASON	TEAM	GP	ua	a	total	tfl	pbu	ff	fr	blk	sacks	int	rec	yds	td	lg	rec/g	yds/r	yds/g
2020-21	Stet	1	0	0	0	0-0	0	0	0	0	0	0	0	0	0	0	0.0	0.0	0.0
2021-22	Stet	8	21	12	33	6-24	3	1	0	0	1.5	2	0	0	0	0	0.0	0.0	0.0
2022-23	UD	10	3	2	5	0-0	0	0	0	0	0	0	0	0	0	0	0.0	0.0	0.0
2023-24	UD	13	13	20	33	2-5	4	1	0	0	0	0	0	0	0	0	0.0	0.0	0.0
2024-25	UD	5	5	1	6	1-2	0	1	0	0	1	0	0	0	0	0	0.0	0.0	0.0
TOTAL FOR UD		28	21	23	44	3-7	4	2	0	0	1	0	0	0	0	0	0.0	0.0	0.0
TOTAL		37	42	35	77	9-31	7	3	0	0	2.5	2	0	0	0	0	0.0	0.0	0.0

Single Game Highs

Statistic	Value	
Total Tackles	7	vs Ave Maria 09/11/21
Total Sacks	1	vs Warner 09/04/21, at N.C. A&T 09/14/24
Total Tackles For Loss	3	vs Ave Maria 09/11/21
Total Interceptions	1	vs Dayton 11/06/21, at Presbyterian 11/30/21



#1 TY DAVIS
DB | SR. | MOUNT LAUREL, N.J. | LENAPE

Tackles

			Tackles								Interceptions	Receptions							
SEASON	TEAM	GP	ua	a	total	tfl	pbu	ff	fr	blk	sacks	int	rec	yds	td	lg	rec/g	yds/r	yds/g
2021-22	UD	1	0	0	0	0-0	0	0	0	0	0	0	0	0	0	0	0.0	0.0	0.0
2022-23	UD	13	26	28	54	2-11	0	0	1	0	2	0	0	0	0	0	0.0	0.0	0.0
2023-24	UD	13	17	31	48	4.5-10	3	0	3	0	0	2	0	0	0	0	0.0	0.0	0.0
2024-25	UD	10	16	24	40	5-25	2	0	0	0	3	2	0	0	0	0	0.0	0.0	0.0
TOTAL			37	59	83	142	11.5-46	5	0	4	0	5	4	0	0	0	0.0	0.0	0.0

Single Game Highs

Statistic	Value	
Total Tackles	8	vs Elon 11/04/23, vs UAlbany 10/26/24
Total Sacks	1	5 times
Total Tackles For Loss	2	at Richmond 10/19/24
Total Interceptions	1	4 times




#4 A'KHOURY LYDE
DB | SO. | PATERSON, N.J. | DEPAUL CATHOLIC | WISCONSIN

Tackles

		Tackles										Interceptions			Receptions				
SEASON	TEAM	GP	ua	a	total	tfl	pbu	ff	fr	blk	sacks	int	rec	yds	td	lg	rec/g	yds/r	yds/g
2023-24	UD	13	15	9	24	1.5-2	2	0	0	0	0	0	0	0	0	0	0.0	0.0	0.0
2024-25	UD	10	10	4	14	2-2	1	0	0	0	0	0	0	0	0	0	0.0	0.0	0.0
TOTAL		23	25	13	38	3.5-4	3	0	0	0	0	0	0	0	0	0	0.0	0.0	0.0

Single Game Highs

Statistic	Value	
Total Tackles	5	vs Penn 09/21/24
Total Tackles For Loss	1	vs Sacred Heart 09/28/24, vs Rhode Island 11/09/24



#2 NATE EVANS
DB | SR. | VIRGINIA BEACH, VA. | COX | NC STATE

Tackles

			Tackles									Interceptions	Receptions						
SEASON	TEAM	GP	ua	a	total	tfl	pbu	ff	fr	blk	sacks	int	rec	yds	td	lg	rec/g	yds/r	yds/g
2021-22	NCSU	3	0	0	0	0-0	0	0	0	0	0	0	0	0	0	0	0.0	0.0	0.0
2022-23	NCSU	3	0	0	0	0-0	0	0	0	0	0	0	0	0	0	0	0.0	0.0	0.0
2024-25	UD	10	8	5	13	1.5-3	5	0	0	0	0	1	0	0	0	0	0.0	0.0	0.0
TOTAL FOR UD		10	8	5	13	1.5-3	5	0	0	0	0	1	0	0	0	0	0.0	0.0	0.0
TOTAL		16	8	5	13	1.5-3	5	0	0	0	0	1	0	0	0	0	0.0	0.0	0.0

Single Game Highs

Statistic	Value	
Total Tackles	3	vs UAlbany 10/26/24, at Richmond 10/19/24
Total Tackles For Loss	1	vs Sacred Heart 09/28/24
Total Interceptions	1	vs Sacred Heart 09/28/24



#5 KION WRIGHT
DL | SO. | WEST PHILADELPHIA, PA. | CHELTENHAM

Tackles

			Tackles									Interceptions		Receptions					
SEASON	TEAM	GP	ua	a	total	tfl	pbu	ff	fr	blk	sacks	int	rec	yds	td	lg	rec/g	yds/r	yds/g
2024-25	UD	10	3	3	6	0-0	1	0	0	0	0	0	0	0	0	0	0.0	0.0	0.0
TOTAL		10	3	3	6	0-0	1	0	0	0	0	0	0	0	0	0	0.0	0.0	0.0

Single Game Highs

Statistic	Value	
Total Tackles	2	vs Campbell 11/16/24

DELAWARE CAREER STATISTICS - DEFENSE



#7 MARC VIECHEC
LB | GR. | NAPLES, FLA. | NAPLES | MARSHALL

Tackles

SEASON	TEAM	GP	Tackles								Interceptions		Receptions				
			ua	a	total	tfl	pbu	ff	fr	blk	sacks	int	rec	yds	td	lg	rec/g
2023-24	Marsh	1	0	0	0	0-0	0	0	0	0	0	0	0	0	0	0.0	0.0
2024-25	UD	9	13	8	21	0-0	0	0	0	0	0	1	0	0	0	0.0	0.0
TOTAL FOR UD			9	13	8	21	0-0	0	0	0	0	1	0	0	0	0.0	0.0
TOTAL			10	13	8	21	0-0	0	0	0	0	1	0	0	0	0.0	0.0

Single Game Highs

Statistic	Value	
Total Tackles	5	vs Sacred Heart 09/28/24
Total Interceptions	1	at N.C. A&T 09/14/24



#10 BLAKE MATTHEWS
LB | JR. | BREMEN, GA. | BREMEN | TROY

Tackles

SEASON	TEAM	GP	Tackles								Interceptions		Receptions				
			ua	a	total	tfl	pbu	ff	fr	blk	sacks	int	rec	yds	td	lg	rec/g
2022-23	TROY	1	1	0	1	0-0	0	0	0	0	0	0	0	0	0	0.0	0.0
2023-24	TROY	14	3	1	4	0-0	0	0	1	0	0	0	0	0	0	0.0	0.0
2024-25	UD	10	8	7	15	1.5-4	0	0	1	0	1	0	0	0	0	0.0	0.0
TOTAL FOR UD			10	8	7	1.5-4	0	0	1	0	1	0	0	0	0	0.0	0.0
TOTAL			25	12	8	20	1.5-4	0	0	2	0	1	0	0	0	0.0	0.0

Single Game Highs

Statistic	Value	
Total Tackles	4	at N.C. A&T 09/14/24, at Richmond 10/19/24
Total Sacks	1	at N.C. A&T 09/14/24
Total Tackles For Loss	1	at N.C. A&T 09/14/24



#8 ETHAN SAUNDERS
DL | GR. | WAYNESBORO, PA. | WAYNESBORO

Tackles

SEASON	TEAM	GP	Tackles								Interceptions		Receptions				
			ua	a	total	tfl	pbu	ff	fr	blk	sacks	int	rec	yds	td	lg	rec/g
2021-22	UD	2	0	1	1	0-0	0	0	0	0	0	0	0	0	0	0.0	0.0
2022-23	UD	12	3	6	9	2-10	0	0	0	0	1.5	0	0	0	0	0.0	0.0
2023-24	UD	13	9	10	19	4-13	0	0	0	0	1	0	0	0	0	0.0	0.0
2024-25	UD	10	5	15	20	4-17	0	0	2	0	3	0	0	0	0	0.0	0.0
TOTAL			37	17	32	49	10-40	0	0	2	0	5.5	0	0	0	0.0	0.0

Single Game Highs

Statistic	Value	
Total Tackles	5	vs Penn 09/21/24
Total Sacks	1	5 times
Total Tackles For Loss	1.5	vs Penn 09/21/24



#11 JAMES YELBERT JR.
DL | SR. | WILMINGTON, DEL. | SALESIANUM | IOWA CENTRAL

Tackles

SEASON	TEAM	GP	Tackles								Interceptions		Receptions				
			ua	a	total	tfl	pbu	ff	fr	blk	sacks	int	rec	yds	td	lg	rec/g
2023-24	UD	11	4	1	5	0.5-3	0	0	0	0	0.5	0	0	0	0	0.0	0.0
2024-25	UD	10	4	1	5	2-7	1	0	0	1	1	0	0	0	0	0.0	0.0
TOTAL			21	8	2	10	2.5-10	1	0	0	1	1.5	0	0	0	0.0	0.0

Single Game Highs

Statistic	Value	
Total Tackles	2	at Hampton 10/21/23
Total Sacks	1	vs Rhode Island 11/09/24
Total Tackles For Loss	1	vs Maine 10/12/24, vs Rhode Island 11/09/24



#9 KEYSHAWN HUNTER
DL | SR. | WASHINGTON, D.C. | H.D. WOODSON | ODU

Tackles

SEASON	TEAM	GP	Tackles								Interceptions		Receptions				
			ua	a	total	tfl	pbu	ff	fr	blk	sacks	int	rec	yds	td	lg	rec/g
2022-23	ODU	8	2	5	7	0-0	0	0	0	0	0	0	0	0	0	0.0	0.0
2023-24	UD	11	16	32	48	6.5-14	0	1	1	0	0	0	0	0	0	0.0	0.0
2024-25	UD	7	6	12	18	4.5-23	0	1	0	0	4.5	0	0	0	0	0.0	0.0
TOTAL FOR UD			18	22	44	66	11-37	0	2	1	0	4.5	0	0	0	0.0	0.0
TOTAL			26	24	49	73	11-37	0	2	1	0	4.5	0	0	0	0.0	0.0

Single Game Highs

Statistic	Value	
Total Tackles	8	at Montana 12/02/23
Total Sacks	2	vs Bryant 08/29/24
Total Tackles For Loss	2	vs Villanova 11/18/23, vs Bryant 08/29/24



#14 KT SEAY
DB | SO. | NORFOLK, VA. | MAURY

Tackles

SEASON	TEAM	GP	Tackles								Interceptions		Receptions				
			ua	a	total	tfl	pbu	ff	fr	blk	sacks	int	rec	yds	td	lg	rec/g
2023-24	UD	12	21	16	37	0-0	0	0	0	0	0	1	0	0	0	0.0	0.0
2024-25	UD	10	20	13	33	1-5	2	0	0	0	1	4	0	0	0	0.0	0.0
TOTAL			22	41	29	70	1-5	2	0	0	1	5	0	0	0	0.0	0.0

Single Game Highs

Statistic	Value	
Total Tackles	7	vs Saint Francis 09/16/23
Total Sacks	1	vs Sacred Heart 09/28/24
Total Tackles For Loss	1	vs Sacred Heart 09/28/24
Total Interceptions	1	5 times



#16 KSHAWN COX JR.
DB | SO. | BRIDGEVILLE, DEL. | WISE [MD.]

Tackles

SEASON	TEAM	GP	Tackles								Interceptions		Receptions				
			ua	a	total	tfl	pbu	ff	fr	blk	sacks	int	rec	yds	td	lg	rec/g
2024-25	UD	9	8	1	9	0-0	1	0	0	0	0	0	0	0	0	0.0	0.0
TOTAL			9	8	1	9	0-0	1	0	0	0	0	0	0	0	0.0	0.0

Single Game Highs

Statistic	Value	
Total Tackles	2	vs Bryant 08/29/24, vs Campbell 11/16/24



DELAWARE CAREER STATISTICS - DEFENSE



#17 JASON SCOTT


DB | GR. | LAUREL, MD. | OUR LADY OF GOOD COUNSEL | BOSTON COLLEGE

Tackles

SEASON	TEAM	GP	Tackles									Interceptions		Receptions				
			ua	a	total	tfl	pbu	ff	fr	blk	sacks	int	rec	yds	td	lg	rec/g	yds/r
2020-21	BC	8	0	0	0	0-0	0	0	0	0	0	0	0	0	0	0.0	0.0	0.0
2021-22	BC	6	0	0	0	0-0	0	0	0	0	0	0	0	0	0	0.0	0.0	0.0
2022-23	BC	10	0	0	0	0-0	0	0	0	0	0	0	0	0	0	0.0	0.0	0.0
2023-24	BC	4	1	0	1	0-0	0	0	0	0	0	0	0	0	0	0.0	0.0	0.0
2024-25	UD	10	14	23	37	2-12	0	1	1	0	1	0	0	0	0	0.0	0.0	0.0
TOTAL FOR UD		10	14	23	37	2-12	0	1	1	0	1	0	0	0	0	0.0	0.0	0.0
TOTAL		38	15	23	38	2-12	0	1	1	0	1	0	0	0	0	0.0	0.0	0.0

Single Game Highs

Statistic	Value	
Total Tackles	7	at Monmouth 10/05/24
Total Sacks	1	vs Sacred Heart 09/28/24
Total Tackles For Loss	1	vs Sacred Heart 09/28/24, vs UAlbany 10/26/24



#21 ANTHONY CRENSHAW

DB | SO. | ARLINGTON, TEXAS | JAMES MARTIN

Tackles

			Tackles								Interceptions		Receptions						
SEASON	TEAM	GP	ua	a	total	tfl	pbu	ff	fr	blk	sacks	int	rec	yds	td	lg	rec/g	yds/r	yds/g
2023-24	UD	3	1	1	2	0-0	0	0	0	0	0	0	0	0	0	0	0.0	0.0	0.0
2024-25	UD	10	7	13	20	0-0	1	1	0	0	0	0	0	0	0	0	0.0	0.0	0.0
TOTAL		13	8	14	22	0-0	1	1	0	0	0	0	0	0	0	0	0.0	0.0	0.0

Single Game Highs

Statistic	Value	
Total Tackles	8	vs Sacred Heart 09/28/24



#22 NIC WARE

DB | GR. | MONTGOMERY VILLAGE, MD. | OUR LADY OF GOOD COUNSEL

Tackles

SEASON	TEAM	GP	Tackles									Interceptions		Receptions				
			ua	a	total	tfl	pbu	ff	fr	blk	sacks	int	rec	yds	td	lg	rec/g	yds/r
2020-21	UD	6	1	1	2	0-0	0	0	0	0	0	0	0	0	0	0.0	0.0	0.0
2021-22	UD	10	10	4	14	0-0	0	0	0	0	0	0	0	0	0	0.0	0.0	0.0
2022-23	UD	13	21	25	46	2.5-16	1	1	1	0	1	1	0	0	0	0.0	0.0	0.0
2023-24	UD	12	26	18	44	1-4	7	1	1	0	0	0	0	0	0	0.0	0.0	0.0
2024-25	UD	10	12	11	23	0-0	4	1	1	0	0	1	0	0	0	0.0	0.0	0.0
TOTAL		51	70	59	129	3.5-20	12	3	3	0	1	4	0	0	0	0.0	0.0	0.0

Single Game Highs

Statistic	Value	
Total Tackles	9	vs Richmond 11/12/22, at Penn St. 09/09/23
Total Sacks	1	vs Richmond 11/12/22
Total Tackles For Loss	1	vs Hampton 09/24/22, vs Richmond 11/12/22
Total Interceptions	1	4 times



#18 MYSONNE POLLARD

DB | JR. | NORWALK, CONN. | NORWALK | MONROE

Punting and All Purpose


SEASON	TEAM	gp	Punting					All Purpose						
			no.	yds	lg	avg/g		rush	rcv	pr	kr	lr	total	avg/g
2024-25	UD	10	0	0	0	0.0		0	0	0	278	0	278	27.8
TOTAL	10	0	0	0	0	0.0		0	0	0	278	0	278	27.8

Tackles

			Tackles								Interceptions		Receptions						
SEASON	TEAM	GP	ua	a	total	tfl	pbu	ff	fr	blk	sacks	int	rec	yds	td	lg	rec/g	yds/r	yds/g
2024-25	UD	10	14	13	27	0.5-1	1	0	0	2	0	1	0	0	0	0	0.0	0.0	0.0
TOTAL		10	14	13	27	0.5-1	1	0	0	2	0	1	0	0	0	0	0.0	0.0	0.0

Single Game Highs

Statistic	Value	
Longest Kick Return	30	vs Maine 10/12/24
Total Tackles	5	vs Campbell 11/16/24
Total Tackles For Loss	0.5	vs UAlbany 10/26/24
Total Interceptions	1	vs Maine 10/12/24



#24 TYRON HERRING

DB | GR. | DELRAY BEACH, FLA. | DEERFIELD BEACH | DARTMOUTH

Tackles

SEASON	TEAM	GP	Tackles										Interceptions		Receptions				
			ua	a	total	tfl	pbu	ff	fr	blk	sacks	int	rec	yds	td	lg	rec/g	yds/r	yds/g
2019-20	Dart	2	1	0	1	0-0	0	0	0	0	0	0	0	0	0	0.0	0.0	0.0	
2021-22	Dart	8	2	2	4	0-0	0	0	0	0	0	0	0	0	0	0.0	0.0	0.0	
2022-23	Dart	7	30	14	44	1-2	3	0	0	0	0	1	0	0	0	0.0	0.0	0.0	
2023-24	UD	12	31	11	42	2-4	5	1	1	0	0	3	0	0	0	0.0	0.0	0.0	
2024-25	UD	10	19	10	29	1.5-2	2	0	0	0	0	0	0	0	0	0.0	0.0	0.0	
TOTAL FOR UD		22	50	21	71	3.5-6	7	1	1	0	0	3	0	0	0	0.0	0.0	0.0	
TOTAL		39	83	37	120	4.5-8	10	1	1	0	0	4	0	0	0	0.0	0.0	0.0	

Single Game Highs

Statistic	Value	
Total Tackles	12	vs Penn 09/30/22
Total Tackles For Loss	1	vs Maine 10/12/24, at Montana 12/02/23
Total Interceptions	1	4 times



#19 DILLON TRAINER


LB | GR. | PHILADELPHIA, PA. | LA SALLE COLLEGE HIGH SCHOOL

Tackles

			Tackles								Interceptions		Receptions						
SEASON	TEAM	GP	ua	a	total	tfl	pbu	ff	fr	blk	sacks	int	rec	yds	td	lg	rec/g	yds/r	yds/g
2020-21	UD	8	1	6	7	0-0	0	0	0	0	0	0	0	0	0	0	0.0	0.0	0.0
2021-22	UD	11	1	7	8	0-0	0	0	0	0	0	0	0	0	0	0	0.0	0.0	0.0
2022-23	UD	3	4	3	7	0-0	0	0	0	0	0	0	0	0	0	0	0.0	0.0	0.0
2023-24	UD	13	26	40	66	5.5-9	2	0	1	0	1	1	0	0	0	0	0.0	0.0	0.0
2024-25	UD	7	11	24	35	3-7	0	0	0	1	0	0	0	0	0	0	0.0	0.0	0.0
TOTAL		42	43	80	123	8.5-16	2	0	1	1	1	1	0	0	0	0	0.0	0.0	0.0

Single Game Highs

Statistic	Value	
Total Tackles	8	4 times
Total Sacks	1	at Towson 10/28/23
Total Tackles For Loss	2	vs Elon 11/04/23, vs Rhode Island 11/09/24
Total Interceptions	1	vs Saint Francis 09/16/23



#29 NYAIR DOMNIE

DB | SO. | JERSEY CITY, N.J. | DEPAUL CATHOLIC

Tackles

Tackles											Interceptions		Receptions						
SEASON	TEAM	GP	ua	a	total	tfl	pbu	ff	fr	blk	sacks	int	rec	yds	td	lg	rec/g	yds/r	yds/g
2023-24	UD	12	5	2	7	1-3	0	0	0	0	0	0	0	0	0	0	0.0	0.0	0.0
2024-25	UD	10	2	5	7	0-0	2	0	0	0	0	0	0	0	0	0	0.0	0.0	0.0
TOTAL		22	7	7	14	1-3	2	0	0	0	0	0	0	0	0	0	0.0	0.0	0.0

Single Game Highs

Statistic	Value	
Total Tackles	3	at Penn St. 09/09/23, vs Bryant 08/29/24
Total Tackles For Loss	1	at Campbell 11/11/23

DELAWARE CAREER STATISTICS - DEFENSE



#31 HASSON MANNING JR
DB | SO. | NEWARK, N.J. | HUDSON CATHOLIC

Tackles

			Tackles									Interceptions		Receptions					
SEASON	TEAM	GP	ua	a	total	tfl	pbu	ff	fr	blk	sacks	int	rec	yds	td	lg	rec/g	yds/r	yds/g
2023-24	UD	13	12	6	18	2-5	2	0	0	0	0	0	0	0	0	0	0.0	0.0	0.0
2024-25	UD	10	16	16	32	2.5-4	3	0	0	0	0	0	0	0	0	0	0.0	0.0	0.0
TOTAL		23	28	22	50	4.5-9	5	0	0	0	0	0	0	0	0	0	0.0	0.0	0.0

Single Game Highs

Statistic	Value	
Total Tackles	5	vs Lafayette 11/25/23
Total Tackles For Loss	2	vs Lafayette 11/25/23



#93 JACK HALL
DL | SR. | RICHMOND, VA. | BENEDICTINE COLLEGE PREP

Tackles

SEASON	TEAM	GP	Tackles									Interceptions	Receptions						
			ua	a	total	tfl	pbu	ff	fr	blk	sacks		int	rec	yds	td	lg	rec/g	yds/r
2020-21	UD	5	2	2	4	0-0	0	0	0	0	0	0	0	0	0	0	0.0	0.0	0.0
2021-22	UD	3	0	3	3	0-0	0	0	0	0	0	0	0	0	0	0	0.0	0.0	0.0
2022-23	UD	13	5	12	17	1.5-12	1	0	0	0	1.5	0	0	0	0	0	0.0	0.0	0.0
2023-24	UD	13	12	30	42	8-42	0	2	0	0	4	0	0	0	0	0	0.0	0.0	0.0
2024-25	UD	8	9	15	24	4-13	0	0	0	0	0.5	0	0	0	0	0	0.0	0.0	0.0
TOTAL		42	28	62	90	13.5-67	1	2	0	0	6	0	0	0	0	0	0.0	0.0	0.0

Single Game Highs

Statistic	Value	
Total Tackles	7	vs Duquesne 10/07/23, vs Elon 11/04/23
Total Sacks	1.5	vs Duquesne 10/07/23
Total Tackles For Loss	2.5	vs Elon 11/04/23



#32 MARJE MULUMBA
LB | SR. | BEVERLY, MASS. | BEVERLY | STONEHILL

Tackles

			Tackles									Interceptions		Receptions					
SEASON	TEAM	GP	ua	a	total	tfl	pbu	ff	fr	blk	sacks	int	rec	yds	td	lg	rec/g	yds/r	yds/r
2021-22	STO	7	15	16	31	4.5-20	2	1	0	0	2.5	0	0	0	0	0	0.0	0.0	0.0
2022-23	STO	8	29	21	50	9-53	2	1	0	0	3.5	1	0	0	0	0	0.0	0.0	0.0
2023-24	UD	6	0	1	1	0-0	1	0	0	0	0	0	0	0	0	0	0.0	0.0	0.0
2024-25	UD	10	9	23	32	3.5-16	2	0	0	0	1.5	0	0	0	0	0	0.0	0.0	0.0
TOTAL FOR UD		16	9	24	33	3.5-16	3	0	0	0	1.5	0	0	0	0	0	0.0	0.0	0.0
TOTAL		31	53	61	114	17-89	7	2	0	0	7.5	1	0	0	0	0	0.0	0.0	0.0

Single Game Highs

Statistic	Value	
Total Tackles	9	vs Duquesne 10/01/22, at Sacred Heart 10/15/22
Total Sacks	1.5	vs UAlbany 10/26/24
Total Tackles For Loss	3	at Bloomsburg 09/03/22
Total Interceptions	1	vs Post 09/10/22



#95 MELKART ABOU-JAOUDE
DL | SO. | NEWTON, N.J. | NEWTON

Tackles

Tackles											Interceptions		Receptions						
SEASON	TEAM	GP	ua	a	total	tfl	pbu	ff	fr	blk	sacks	int	rec	yds	td	lg	rec/g	yds/r	yds/g
2022-23	UD	1	0	0	0	0-0	0	0	0	0	0	0	0	0	0	0	0.0	0.0	0.0
2023-24	UD	13	8	17	25	5-17	0	0	0	0	2	0	0	0	0	0	0.0	0.0	0.0
2024-25	UD	10	9	13	22	9.5-55	0	0	0	0	6.5	0	0	0	0	0	0.0	0.0	0.0
TOTAL		24	17	30	47	14.5-72	0	0	0	0	8.5	0	0	0	0	0	0.0	0.0	0.0

Single Game Highs

Statistic	Value	
Total Tackles	5	vs Saint Francis 09/16/23, at Richmond 10/19/24
Total Sacks	2	at Richmond 10/19/24
Total Tackles For Loss	3	vs Elon 11/04/23



#35 GAVIN MOUL
LB | FR. | BETHEL PARK, PA. | BETHEL PARK | STONEHILL

Tackles

			Tackles									Interceptions		Receptions					
SEASON	TEAM	GP	ua	a	total	tfl	pbu	ff	fr	blk	sacks	int	rec	yds	td	lg	rec/g	yds/r	yds/r
2023-24	UD	12	3	7	10	0-0	0	0	0	0	0	0	0	0	0	0	0.0	0.0	0.0
2024-25	UD	10	20	43	63	4.5-8	2	1	0	0	0	2	0	0	0	0	0.0	0.0	0.0
TOTAL		22	23	50	73	4.5-8	2	1	0	0	0	2	0	0	0	0	0.0	0.0	0.0

Single Game Highs

Statistic	Value	
Total Tackles	14	vs Penn 09/21/24
Total Tackles For Loss	1	4 times
Total Interceptions	1	at Monmouth 10/05/24, vs Rhode Island 11/09/24



#98 NICK KARIKE
DL | JR. | ST. JAMES, N.Y. | SMITHTOWN EAST | WAGNER

Tackles

Tackles			Tackles									Interceptions		Receptions					
SEASON	TEAM	GP	ua	a	total	tff	pbu	ff	fr	blk	sacks	int	rec	yds	td	lg	rec/g	yds/r	yds/g
2022-23	WC	6	4	0	4	1-7	0	0	0	0	0	0	0	0	0	0	0.0	0.0	0.0
2023-24	UD	13	3	6	9	2-1	0	0	0	0	0	0	0	0	0	0	0.0	0.0	0.0
2024-25	UD	10	5	3	8	3-9	0	1	0	0	2	0	0	0	0	0	0.0	0.0	0.0
TOTAL FOR UD		23	8	9	17	5-10	0	1	0	0	2	0	0	0	0	0	0.0	0.0	0.0
TOTAL		29	12	9	21	6-17	0	1	0	0	2	0	0	0	0	0	0.0	0.0	0.0

Single Game Highs

Statistic	Value	
Total Tackles	3	at Penn St. 09/09/23
Total Sacks	1	vs UAlbany 10/26/24, vs Rhode Island 11/09/24
Total Tackles For Loss	1.5	vs N.C. A&T 10/14/23



#52 DOMINICK BROGNA
DL | SO. | BAYVILLE, N.J. | BERGEN CATHOLIC

Tackles

Tackles											Interceptions		Receptions						
SEASON	TEAM	GP	ua	a	total	tfl	pbu	ff	fr	blk	sacks	int	rec	yds	td	lg	rec/g	yds/r	yds/g
2022-23	UD	1	0	1	1	0-0	0	0	0	0	0	0	0	0	0	0	0.0	0.0	0.0
2023-24	UD	13	9	13	22	3-11	0	0	0	0	0.5	0	0	0	0	0	0.0	0.0	0.0
2024-25	UD	10	8	17	25	2-3	1	0	0	0	0	0	0	0	0	0	0.0	0.0	0.0
TOTAL		24	17	31	48	5-14	1	0	0	0	0.5	0	0	0	0	0	0.0	0.0	0.0

Single Game Highs

Statistic	Value	
Total Tackles	7	at Penn St. 09/09/23
Total Sacks	0.5	at Hampton 10/21/23
Total Tackles For Loss	1.5	at Hampton 10/21/23

DELAWARE CAREER STATISTICS - SPECIAL TEAMS



#39 JOSH CUPITT

P | GR. | READING, PA. | EXETER TOWNSHIP SENIOR

Punting and All Purpose

			Punting				All Purpose						
SEASON	TEAM	gp	no.	yds	lg	avg/g	rush	rcv	pr	kr	lr	total	avg/g
2021-22	Towson	1	0	0	0	0.0	0	0	0	0	0	0	0.0
2022-23	Towson	11	0	0	0	0.0	0	0	0	0	0	0	0.0
2023-24	Towson	9	33	1481	60	44.9	9	0	0	0	0	9	1.0
2024-25	UD	10	24	1019	68	42.5	0	0	0	0	0	0	0.0
TOTAL FOR UD		10	24	1019	68	42.5	0	0	0	0	0	0	0.0
TOTAL		31	57	2500	68	43.9	9	0	0	0	0	9	0.3

Single Game Highs

Statistic	Value	
Rushing Attempts	1	at William & Mary 10/21/23
Rushing Yards Net	9	at William & Mary 10/21/23
Longest Rushing	9	at William & Mary 10/21/23
Punts	6	vs Norfolk St. 09/23/23, vs Rhode Island 11/18/23
Punts Average	57	vs Maine 10/12/24
Longest Punt	68	vs Rhode Island 11/09/24
Punts Inside 20 Yards	2	vs Norfolk St. 09/23/23, vs Delaware 10/28/23, vs Rhode Island 11/18/23
Total Tackles	1	vs Morgan St. 09/10/22, vs William & Mary 10/22/22



#91 NATE REED

PK | SR. | MANHEIM, PA. | MANHEIM CENTRAL | EAST STROUDSBURG

Scoring and Total Offense

			Scoring									Total Offense			
SEASON	TEAM	gp	td	rush	rcv	ret	pat	2pat	fg	total	avg/g	rush	pass	total	avg/g
2021-22	ESU	11	0	0	0	0	0	0	0	0	0.0	0	0	0	0.0
2023-24	UD	11	0	0	0	0	15	0	7	36	3.3	0	0	0	0.0
2024-25	UD	10	0	0	0	0	31	0	7	52	5.2	0	0	0	0.0
TOTAL FOR UD		21	0	0	0	0	46	0	14	88	4.2	0	0	0	0.0
TOTAL		32	0	0	0	0	46	0	14	88	2.8	0	0	0	0.0

Single Game Highs

Statistic	Value	
Field Goals Made	3	at Towson 10/28/23
Longest Field Goal Made	41	at N.C. A&T 09/14/24
Punts	10	at Shepherd 11/06/21
Longest Punt	62	vs Shippensburg 10/30/21
Punts Inside 20 Yards	3	vs Pace 09/02/21, at Slippery Rock 09/11/21

DELAWARE IN THE NCAA RANKINGS

Statistic	National Rank	Conference Rank	Value	National Leader	Value	Conference Leader	Value
3rd Down Conversion Pct (123 ranked)	9	2	0.493	North Dakota St.	0.574	William & Mary	0.500
3rd Down Conversion Pct Defense (123 ranked)	78	10	0.412	Mercer	0.245	New Hampshire	0.333
4th Down Conversion Pct (123 ranked)	17	4	0.645	Duquesne	0.895	Villanova	0.667
4th Down Conversion Pct Defense (123 ranked)	86	9	0.571	South Dakota	0.211	Bryant	0.333
Blocked Kicks (64 ranked)	11	1	4	Dayton	7	Delaware Towson	4 4
Blocked Kicks Allowed (123 ranked)	103	14	4	20 teams tied	0	Richmond	0
Blocked Punts (22 ranked)				Alabama St.	5	Towson	2
Blocked Punts Allowed (123 ranked)	62	7	1	61 teams tied	0	6 teams tied	0
Completion Percentage (123 ranked)	54	10	0.609	North Dakota St.	0.745	Maine	0.672
Defensive TDs (52 ranked)	22	4	2	Mercer San Diego	6 6	Hampton Rhode Island Richmond	3 3 3
Fewest Penalties (123 ranked)	14	1	48	Harvard Northern Colo.	29 29	Delaware	48
Fewest Penalties Per Game (123 ranked)	17	1	4.80	Northern Colo.	2.64	Delaware	4.80
Fewest Penalty Yards (123 ranked)	24	3	475	Columbia Northern Colo.	244 244	New Hampshire	411
Fewest Penalty Yards Per Game (123 ranked)	37	4	47.50	Northern Colo.	22.18	New Hampshire	37.36
First Downs Defense (123 ranked)	19	1	177	Dayton	125	Delaware	177
First Downs Offense (123 ranked)	18	3	239	Western Caro.	277	Monmouth	254
Fumbles Lost (123 ranked)	20	1	4	North Dakota St. Southern Utah Tarleton St.	1 1 1	Bryant Delaware Richmond	4 4 4
Fumbles Recovered (122 ranked)	71	11	5	Central Conn. St. UIW	15 15	Stony Brook	13
Kickoff Return Defense (123 ranked)	45	8	19.21	Bethune-Cookman	13.91	Towson	15.31
Kickoff Returns (123 ranked)	99	12	17.67	South Dakota	31.10	Elon	25.65
Net Punting (123 ranked)	96	12	34.58	Youngstown St.	43.88	Richmond	42.37
Passes Had Intercepted (123 ranked)	7	2	4	Montana St.	1	Villanova	2
Passes Intercepted (123 ranked)	13	1	13	Mercer	21	Delaware	13
Passing Offense (123 ranked)	18	3	257.6	Western Caro.	329.2	Monmouth	310.4
Passing Yards Allowed (123 ranked)	57	9	213.6	Dayton	121.6	Hampton	166.4
Passing Yards per Completion (123 ranked)	62	10	11.82	Davidson	14.83	Elon	13.50
Punt Return Defense (123 ranked)	121	16	17.67	Penn	-0.25	Villanova	5.30
Punt Returns (123 ranked)	18	3	12.60	South Dakota St.	21.40	William & Mary	14.10
Red Zone Defense (123 ranked)	28	5	0.750	Howard	0.632	Villanova	0.686
Red Zone Offense (123 ranked)	19	3	0.881	Jackson St.	0.974	Hampton	0.925
Rushing Defense (123 ranked)	7	1	101.8	Mercer	66.9	Delaware	101.8
Rushing Offense (123 ranked)	28	4	183.1	Davidson	324.3	William & Mary	248.1
Sacks Allowed (123 ranked)	28	4	1.30	South Dakota St.	0.36	Monmouth	1.00
Scoring Defense (123 ranked)	16	3	19.3	South Dakota St.	12.7	Villanova	17.9
Scoring Offense (123 ranked)	15	2	35.6	Montana St.	41.3	Monmouth	37.5
Tackles for Loss Allowed (123 ranked)	30	6	4.60	South Dakota St.	2.55	Monmouth	3.45

DELAWARE IN THE NCAA RANKINGS

Statistic	National Rank	Conference Rank	Value	National Leader	Value	Conference Leader	Value
Team Passing Efficiency (123 ranked)	26	3	143.99	North Dakota St.	183.52	Monmouth	159.51
Team Passing Efficiency Defense (123 ranked)	44	3	126.25	N.C. Central	101.35	New Hampshire	121.00
Team Sacks (123 ranked)	12	4	2.80	South Carolina St.	3.60	Richmond	3.00
Team Tackles for Loss (123 ranked)	35	4	6.2	Mercer Southern U.	8.2 8.2	Rhode Island	7.3
Time of Possession (123 ranked)	32	8	31:08	Youngstown St.	36:11	Hampton	32:24
Total Defense (123 ranked)	21	2	315.4	Dayton	239.7	Villanova	315.2
Total Offense (123 ranked)	14	2	440.7	Montana St.	503.1	Monmouth	471.7
Turnover Margin (123 ranked)	7	1	1.00	North Dakota St.	1.55	Delaware Stony Brook	1.00 1.00
Turnovers Gained (123 ranked)	27	3	18	Nicholls	29	Stony Brook	25
Turnovers Lost (123 ranked)	5	1	8	North Dakota St.	3	Delaware	8
Winning Percentage (123 ranked)	3	1	0.900	Montana St.	1.000	Delaware	0.900

BLUE HENS IN THE NCAA RANKINGS

Statistic	Player	National Rank	Conference Rank	Value	National Leader	Value	Conference Leader	Value
All Purpose (200 ranked)	Marcus Yarns Phil Lutz	16 118	3 17	120.88 81.60	Lan Larison, UC Davis	169.00	Chandler Brayboy, Elon	151.90
Blocked Kicks (3 ranked)	Mysonne Pollard	3	1	2	Nana Asante, Morgan St. Maurice Lapierre, Alabama St.	3 3	Paul Hutson III, Campbell Mysonne Pollard, Delaware Rion Roseborough, Towson	2 2 2
Combined Kick Returns (197 ranked)	Mysonne Pollard Jake Thaw	80 186	12 24	278 117	Michael Wortham, Eastern Wash.	983	Trevin Ewing, Maine	742
Completion Percentage (96 ranked)					Cam Miller, North Dakota St.	0.769	Tyler Knoop, Stony Brook	0.690
Completions Per Game (148 ranked)	Nick Minicucci	100	14	7.63	Paxton DeLaurent, Southeast Mo. St.	26.64	Derek Robertson, Monmouth	23.18
Field Goal Percentage (88 ranked)					Gabe Panikowski, Idaho St. Alan Zhao, Cornell	1.000 1.000	Connor Lytton, Campbell	0.818
Field Goals Per Game (125 ranked)	Nate Reed	79	12	0.70	DC Pippin, Southeast Mo. St.	2.36	Nick Mazzie, New Hampshire	1.36
Forced Fumbles (14 ranked)					Tregwan Thomas, Alabama St.	0.50	Duncan Moreland, New Hampshire Isas Waxter, Villanova	0.30 0.30
Fumbles Recovered (80 ranked)	Ethan Saunders Blake Matthews Jason Scott Nic Ware	8 90 80 80	1 16 16 16	2 1 1 1	Gavin Willis, Bucknell	5	15 players tied	2
Interceptions Per Game (141 ranked)	KT Seay Ty Davis Gavin Moul	8 106 106	1 6 6	0.4 0.2 0.2	TJ Moore, Mercer Myles Redding, Mercer	0.5 0.5	KT Seay, Delaware	0.4
Kickoff Return TDs (7 ranked)					6 players tied	2	Chandler Brayboy, Elon	2
Kickoff Returns (73 ranked)	Mysonne Pollard	51	6	19.9	Chandler Brayboy, Elon	36.5	Chandler Brayboy, Elon	36.5
Passes Defended (27 ranked)					Jalen Jones, William & Mary	1.9	Jalen Jones, William & Mary	1.9
Passing Efficiency (96 ranked)					Cam Miller, North Dakota St.	184.8	Derek Robertson, Monmouth	159.3
Passing TDs (136 ranked)	Zach Marker Nick Minicucci Ryan O'Connor	75 95 95	13 19 19	10 8 8	Zach Calzada, UIW	30	Derek Robertson, Monmouth	28
Passing Yards (147 ranked)	Nick Minicucci	110	16	627	Maverick McIvor, Abilene Christian	3,604	Derek Robertson, Monmouth	3,401
Passing Yards Per Game (150 ranked)	Nick Minicucci	107	16	78.4	Maverick McIvor, Abilene Christian	327.6	Derek Robertson, Monmouth	309.2
Passing Yards per Completion (96 ranked)					Victor Gabalis, Tarleton St.	14.90	Matthew Downing, Elon	14.42
Points Responsible For (194 ranked)	Zach Marker Nick Minicucci Phil Lutz	152 152 160	22 22 24	68 68 66	Zach Calzada, UIW	200	Derek Robertson, Monmouth	170
Points Responsible For Per Game (149 ranked)	Nick Minicucci Marcus Yarns Phil Lutz	81 128 149	11 18 22	8.5 7.0 6.6	Jameson Wang, Cornell	20.9	Derek Robertson, Monmouth	15.5
Punt Return TDs (3 ranked)					TJ Cadden, Bucknell Brayden Smith, Mercer	2 2	Clayton Dobler, William & Mary Chris Yates, Bryant Carson Jenkins, William & Mary	1 1 1
Punt Returns (38 ranked)					Travis Terrell Jr., Jackson St.	19.1	Jacari Carter, UAlbany	7.8
Punting (87 ranked)					Jeff Yurk, Elon	48.1	Jeff Yurk, Elon	48.1
Receiving TDs (114 ranked)	Phil Lutz Jake Thaw Marcus Yarns	4 68 114	2 14 21	11 5 4	Landon Ruggieri, Bryant	14	Landon Ruggieri, Bryant	14
Receiving Yards (149 ranked)	Phil Lutz	30	6	816	Efton Chism III, Eastern Wash.	1,192	Landon Ruggieri, Bryant	991
Receiving Yards Per Game (199 ranked)	Phil Lutz	23	5	81.6	Efton Chism III, Eastern Wash.	108.4	Josh Derry, Monmouth	91.0
Receptions Per Game (193 ranked)	Phil Lutz Jake Thaw	101 121	15 19	4.1 3.7	Efton Chism III, Eastern Wash.	9.7	Logan Tomlinson, New Hampshire	6.6
Rush Yards Per Carry (119 ranked)	Marcus Yarns	11	1	6.58	ShunDerrick Powell, Central Ark.	8.12	Marcus Yarns, Delaware	6.58
Rushing TDs (148 ranked)	Marcus Yarns JoNathan Silver Quincy Watson	110 148 148	16 20 20	5 4 4	Sone Ntoh, Monmouth	23	Sone Ntoh, Monmouth	23
Rushing Yards (200 ranked)	Marcus Yarns JoNathan Silver	54 142	9 19	744 439	Targee Lambson, Southern Utah	1,757	Roland Dempster, Stony Brook	1,237

BLUE HENS IN THE NCAA RANKINGS

Statistic	Player	National Rank	Conference Rank	Value	National Leader	Value	Conference Leader	Value
Rushing Yards Per Game (200 ranked)	Marcus Yarns JoNathan Silver	23 137	4 17	93.0 43.9	Targhee Lambson, Southern Utah	159.7	Roland Dempster, Stony Brook	112.5
Sacks (177 ranked)	Melkart Abou-Jaoude	32	5	0.65	Ashaad Hall, South Carolina St. Treqwan Thomas, Alabama St.	1.10 1.10	Jeremiah Grant, Richmond Josiah Silver, New Hampshire	1.05 1.05
Scoring (198 ranked)	Marcus Yarns Phil Lutz Nate Reed	44 60 135	5 8 21	7.0 6.6 5.2	Sone Ntoh, Monmouth	13.1	Sone Ntoh, Monmouth	13.1
Solo Tackles (14 ranked)					Abu Kamara, Yale	6.9	Dontae Lunan, UAlbany	5.7
Tackles For Loss (51 ranked)					Gideon Lampron, Dayton	2.1	Josiah Silver, New Hampshire A.J. Pena, Rhode Island	1.6 1.6
Total Offense (200 ranked)	Marcus Yarns Nick Minicucci	131 136	19 20	93.0 90.0	Maverick McIvor, Abilene Christian	326.6	Derek Robertson, Monmouth	305.2
Total Points Scored (0 ranked)								
Total Tackles (195 ranked)	Gavin Moul	160	21	6.3	Blake Gotcher, Northwestern St.	13.3	Dontae Lunan, UAlbany	10.4
Total Touchdowns (140 ranked)	Phil Lutz Marcus Yarns	31 54	5 12	11 9	Sone Ntoh, Monmouth	24	Sone Ntoh, Monmouth	24
Yards per Pass Attempt (96 ranked)					Jacob Clark, Missouri St.	9.91	Camden Coleman, Richmond	8.95
Yards per Reception (200 ranked)	Phil Lutz	5	1	19.90	AJ Wilson, Houston Christian	27.00	Phil Lutz, Delaware	19.90

Team Results

	Date	Opponent		Score	Att.
	08/29/2024	Bryant	W	48-17	17244
*	09/14/2024	at N.C. A&T	W	42-13	11421
	09/21/2024	Penn	W	29-22	17848
	09/28/2024	Sacred Heart	W	49-0	19054
*	10/05/2024	at Monmouth	W	42-35	3374
*	10/12/2024	Maine	W	44-21	15564
*	10/19/2024	at Richmond	L	9-28	5382
*	10/26/2024	UAlbany	W	28-14	17847
*	11/09/2024	Rhode Island	W	24-21	17326
*	11/16/2024	Campbell	W	41-22	16422

Rushing

Player	gp	att	gain	loss	net	avg	td	lg	avg/g
Marcus Yarns	8	113	761	17	744	6.6	5	69	93.0
Jo'Nathan Silver	10	68	459	20	439	6.5	4	45	43.9
Saeed St. Fleur	10	34	198	7	191	5.6	2	25	19.1
Quincy Watson	10	37	176	8	168	4.5	4	17	16.8
Nick Minicucci	8	30	128	35	93	3.1	3	34	11.6
Jojo Bermudez	5	3	54	0	54	18.0	0	24	10.8
Kaelin Costello	10	10	49	0	49	4.9	0	11	4.9
Ryan O'Connor	3	7	53	9	44	6.3	1	23	14.7
Zach Marker	4	28	96	74	22	0.8	1	14	5.5
Ja'Carree Kelly	10	3	13	0	13	4.3	0	10	1.3
Daniel Lipovski	1	2	18	6	12	6.0	0	18	12.0
Matt McKinley	4	1	12	0	12	12.0	0	12	3.0
Jake Thaw	10	2	6	0	6	3.0	0	5	0.6
Max Patterson	10	1	5	0	5	5.0	0	5	0.5
Braden Streeter	2	4	8	3	5	1.3	0	3	2.5
Team	10	17	0	26	-26	-1.5	0	0	-2.6
Total	10	360	2036	205	1831	5.1	20	69	183.1
Opponents	10	311	1250	232	1018	3.3	9	59	101.8

Passing

Player	gp	effic	comp-att-int	pct	yds	td	lg	avg/g
Zach Marker	4	143.2	74-134-0	55.2	1011	10	86	252.8
Ryan O'Connor	3	141.5	77-124-1	62.1	882	8	47	294.0
Nick Minicucci	8	147.9	61-92-2	66.3	627	8	38	78.4
Braden Streeter	2	200.1	6-7-0	85.7	56	1	27	28.0
Daniel Lipovski	1	-200.0	0-1-1	0.0	0	0	0	0.0
Total	10	144.0	218-358-4	60.9	2576	27	86	257.6
Opponents	10	126.3	167-293-13	57.0	2136	15	87	213.6

Receiving

Player	gp	no.	yds	avg	td	lg	avg/g
Phil Lutz	10	41	816	19.9	11	56	81.6
Jake Thaw	10	37	313	8.5	5	29	31.3
Jojo Bermudez	5	25	216	8.6	1	38	43.2
Max Patterson	10	24	283	11.8	0	39	28.3
Nicholas Laboy	10	15	164	10.9	1	34	16.4
Ja'Carree Kelly	10	15	159	10.6	1	29	15.9
Marcus Yarns	8	14	223	15.9	4	86	27.9
Caleb Fauria	10	11	122	11.1	1	36	12.2
Jo'Nathan Silver	10	9	89	9.9	0	41	8.9
Jalyn Witcher	9	5	42	8.4	1	18	4.7
Elijah Sessoms	10	5	40	8.0	0	19	4.0
Donovan Lewis	10	5	31	6.2	0	9	3.1
Saeed St. Fleur	10	4	18	4.5	0	8	1.8
Matt Carlino	10	2	4	2.0	0	2	0.4
Sean Wilson	1	2	31	15.5	2	27	31.0
Connor Witthoft	10	1	6	6.0	0	6	0.6
Declan O'Brien	1	1	8	8.0	0	8	8.0
Anwar O'neal	10	1	-3	-3.0	0	0	-0.3
Matt McKinley	4	1	14	14.0	0	14	3.5
Total	10	218	2576	11.8	27	86	257.6
Opponents	10	167	2136	12.8	15	87	213.6

Game Records

Record	Overall	Home	Away	Neutral
ALL GAMES	9-1	7-0	2-1	0-0
CONFERENCE	6-1	4-0	2-1	0-0
NON-CONFERENCE	3-0	3-0	0-0	0-0

Team Statistics

	UD	OPP
First Downs	239	177
Rushing	114	55
Passing	108	99
Penalty	17	23
Rushing Yardage	1831	1018
Rushing attempts	360	311
Average per rush	5.1	3.3
Average per game	183.1	101.8
TDs Rushing	20	9
Passing Yardage	2576	2136
Comp-Att-Int	218-358-4	167-293-13
Average per pass	7.2	7.3
Average per catch	11.8	12.8
Average per game	257.6	213.6
TDs Passing	27	15
Total offense	4407	3154
Average per play	6.1	5.2
Average per game	440.7	315.4
Kick returns: #-Yards	27-477	19-365
Punt returns: #-Yards	10-126	6-106
Int returns: #-Yards	13-124	4-125
Fumbles-Lost	10-4	10-5
Penalties-Yards	48-475	58-494
Punts-Avg	26-41.0	48-40.7
Time of possession / game	31:08	28:52
3rd-down conversion	72/146	54/131
4rd-down conversion	20/31	8/14
PAT-attempts	(35-41) 85%	(20-23) 87%
2-point conversion-attempts	(3-8) 38%	(1-3) 33%

Interceptions

Player	no.	yds	avg	td	lg
KT Seay	4	57	14.3	0	38
Ty Davis	2	34	17.0	1	34
Gavin Moul	2	-1	-0.5	0	6
Nic Ware	1	0	0.0	0	0
Nate Evans	1	0	0.0	0	0
Calson Goodwill	1	34	34.0	0	34
Marc Viechec	1	0	0.0	0	0
Mysonne Pollard	1	0	0.0	0	0
Total	13	124	9.5	1	38
Opponents	4	125	31.3	1	70

Field Goals

Player	fg	pct.	01-19	20-29	30-39	40-49	50-99	lg	blk
Nate Reed	7-9	77.8	0-0	4-4	2-4	1-1	0-0	41	0
Opponents	5-11	45.5	0-0	1-1	2-4	2-6	0-0	42	2

Scoring

Player	td	fg	PAT					dpx	saf	pts
			kick	rush	rcv	pass				
Phil Lutz	11	-	-	-	-	-	-	-	-	66
Marcus Yarns	9	-	-	-	1	-	-	-	-	56
Nate Reed	-	7-9	31-35	-	-	-	-	-	-	52
Jake Thaw	5	-	-	-	1	-	-	-	-	32
Quincy Watson	4	-	-	-	-	-	-	-	-	24
Jo'Nathan Silver	4	-	-	-	-	-	-	-	-	24
Nick Minicucci	3	-	-	-	-	1	-	-	-	18
Saeed St. Fleur	2	-	-	-	-	-	-	-	-	12
Sean Wilson	2	-	-	-	-	-	-	-	-	12
Caleb Fauria	1	-	-	-	-	-	-	-	-	6
Ethan Saunders	1	-	-	-	-	-	-	-	-	6
Nicholas Laboy	1	-	-	-	-	-	-	-	-	6
Jalyn Witcher	1	-	-	-	-	-	-	-	-	6
Ryan O'Connor	1	-	-	-	-	1	-	-	-	6
Ty Davis	1	-	-	-	-	-	-	-	-	6
Jojo Bermudez	1	-	-	-	-	-	-	-	-	6
Zach Marker	1	-	-	-	-	1	-	-	-	6
Ja'Carree Kelly	1	-	-	-	-	-	-	-	-	6
Brandon Ratcliffe	-	-	3-4	-	-	-	-	-	-	3
Max Patterson	-	-	-	-	1	-	-	-	-	2
Skyler Sholder	-	-	1-2	-	-	-	-	-	-	1
Total	49	7-9	35-41	0	3	3	0	0	0	356
Opponents	26	5-11	20-23	0	1	1	0	0	0	193

Score by Periods

Team	1st	2nd	3rd	4th	OT	TOT
Delaware	86	111	75	84	0	356
Opponents	57	75	20	41	0	193

Punting

Player	no.	yds	avg	lg	tb	fc	i20	50+	blk
Josh Cupitt	24	1019	42.5	68	3	5	4	9	0
Brandon Ratcliffe	1	46	46.0	46	0	0	0	0	0
Team	1	0	0.0	0	0	0	0	0	1
Total	26	1065	41.0	68	3	5	4	9	1
Opponents	48	1955	40.7	68	6	14	12	12	0

Punt Returns

Player	no.	yds	avg	td	lg
Jake Thaw	8	102	12.8	0	35
Donovan Lewis	2	24	12.0	0	19
Total	10	126	12.6	0	35
Opponents	6	106	17.7	0	37

Kick Returns

Player	no.	yds	avg	td	lg
Mysonne Pollard	14	278	19.9	0	30
Ja'Carree Kelly	6	93	15.5	0	36
Jojo Bermudez	3	73	24.3	0	31
Jake Thaw	2	15	7.5	0	15
Connor Witthoft	1	9	9.0	0	9
Saeed St. Fleur	1	9	9.0	0	9
Total	27	477	17.7	0	36
Opponents	19	365	19.2	0	60

All Purpose

Player	g	rush	rcv	pr	kr	ir	total	avg/g
Marcus Yarns	8	744	223	0	0	0	967	120.9
Phil Lutz	10	0	816	0	0	0	816	81.6
Jo'Nathan Silver	10	439	89	0	0	0	528	52.8
Jake Thaw	10	6	313	102	15	0	436	43.6
Jojo Bermudez	5	54	216	0	73	0	343	68.6
Max Patterson	10	5	283	0	0	0	288	28.8
Mysonne Pollard	10	0	0	0	278	0	278	27.8
Ja'Carree Kelly	10	13	159	0	93	0	265	26.5
Saeed St. Fleur	10	191	18	0	9	0	218	21.8
Quincy Watson	10	168	0	0	0	0	168	16.8
Nicholas Laboy	10	0	164	0	0	0	164	16.4
Caleb Fauria	10	0	122	0	0	0	122	12.2
Nick Minicucci	8	93	0	0	0	0	93	11.6
KT Seay	10	0	0	0	0	57	57	5.7
Donovan Lewis	10	0	31	24	0	0	55	5.5
Kaelin Costello	10	49	0	0	0	0	49	4.9
Ryan O'Connor	3	44	0	0	0	0	44	14.7
Jalyn Witcher	9	0	42	0	0	0	42	4.7
Elijah Sessoms	10	0	40	0	0	0	40	4.0
Ty Davis	10	0	0	0	0	34	34	3.4
Calson Goodwill	3	0	0	0	0	34	34	11.3
Sean Wilson	1	0	31	0	0	0	31	31.0
Matt McKinley	4	12	14	0	0	0	26	6.5
Zach Marker	4	22	0	0	0	0	22	5.5
Connor Witthoft	10	0	6	0	9	0	15	1.5
Daniel Lipovski	1	12	0	0	0	0	12	12.0
Declan O'Brien	1	0	8	0	0	0	8	8.0
Braden Streeter	2	5	0	0	0	0	5	2.5
Matt Carlino	10	0	4	0	0	0	4	0.4
Gavin Moul	10	0	0	0	0	-1	-1	-0.1
Anwar O'neal	10	0	-3	0	0	0	-3	-0.3
Total	10	1831	2576	126	477	124	5134	513.4
Opponents	10	1018	2136	106	365	125	3750	375.0

Total Offense

Player	g	plays	rush	pass	total	avg/g
Zach Marker	4	162	22	1011	1033	258.3
Ryan O'Connor	3	131	44	882	926	308.7
Marcus Yarns	8	113	744	0	744	93.0
Nick Minicucci	8	122	93	627	720	90.0
Jo'Nathan Silver	10	68	439	0	439	43.9
Saeed St. Fleur	10	34	191	0	191	19.1
Quincy Watson	10	37	168	0	168	16.8
Braden Streeter	2	11	5	56	61	30.5
Jojo Bermudez	5	3	54	0	54	10.8
Kaelin Costello	10	10	49	0	49	4.9
Ja'Carree Kelly	10	3	13	0	13	1.3
Daniel Lipovski	1	3	12	0	12	12.0
Matt McKinley	4	1	12	0	12	3.0
Jake Thaw	10	2	6	0	6	0.6
Max Patterson	10	1	5	0	5	0.5
Total	10	718	1831	2576	4407	440.7
Opponents	10	604	1018	2136	3154	315.4

Team Defense

			Tackles				Sacks	Pass defense			Fumbles	blkd		
##	Player	gp	ua	a	tot	tfl/yds	no-yds	int-yds	brup	qbh	fr-yds	ff	kick	saf
35	Gavin Moul	10	20	43	63	4.5-8	.	2--1	2	5	.	1	.	.
1	Ty Davis	10	16	24	40	5-25	3-23	2-34	2	5
17	Jason Scott	10	14	23	37	2-12	1-10	.	.	2	1-0	1	.	.
19	Dillon Trainer	7	11	24	35	3-7	1	.
14	KT Seay	10	20	13	33	1-5	1-5	4-57	2
31	Hasson Manning Jr	10	16	16	32	2.5-4	.	.	3
32	Marje Mulumba	10	9	23	32	3.5-16	1.5-8	.	2
24	Tyron Herring	10	19	10	29	1.5-2	.	.	2
18	Mysonne Pollard	10	14	13	27	0.5-1	.	1-0	1	.	.	.	2	.
52	Dominick Broгна	10	8	17	25	2-3	.	.	1	1
93	Jack Hall	8	9	15	24	4-13	0.5-4	.	.	2
22	Nic Ware	10	12	11	23	.	.	1-0	4	3	1-0	1	.	.
95	Melkart Abou-Jaoude	10	9	13	22	9.5-55	6.5-50	.	.	6
7	Marc Viechec	9	13	8	21	.	.	1-0	.	1
8	Ethan Saunders	10	5	15	20	4-17	3-14	.	.	1	2-20	.	.	.
21	Anthony Crenshaw	10	7	13	20	.	.	.	1	.	.	1	.	.
0	Q'yaeir Price	10	7	12	19	3.5-12	2-9	.	.	4
9	Keyshawn Hunter	7	6	12	18	4.5-23	4.5-23	1	.	.
10	Blake Matthews	10	8	7	15	1.5-4	1-3	.	.	3	1-13	.	.	.
4	A'Khoury Lyde	10	10	4	14	2-2	.	.	1
2	Nate Evans	10	8	5	13	1.5-3	.	1-0	5
16	Kshawn Cox Jr	9	8	1	9	.	.	.	1	1
98	Nick Karika	10	5	3	8	3-9	2-8	1	.	.
29	Nyair Domnie	10	2	5	7	.	.	.	2
25	Kaelin Costello	10	7	.	7
3	Alex Villas	5	5	1	6	1-2	1-2	.	.	2	.	1	.	.
5	Kion Wright	10	3	3	6	.	.	.	1
11	James Yelbert Jr.	10	4	1	5	2-7	1-5	.	1	1	.	.	1	.
37	Calson Goodwill	3	1	2	3	.	.	1-34
46	Erick Stranko	10	3	.	3
26	Mekhi Carmon	10	.	2	2
33	Trace Scott	3	.	2	2
23	Nate Spak	1	.	1	1
57	Noah Vitko	9	1	.	1
15	Jake Thaw	10	1	.	1
54	Pete Melle	1	1
	Totals	10	281	342	623	62-230	28-164	13-124	31	38	5-33	7	4	0
	Opponents	10	349	350	699	47-185	13-99	4-125	37	28	4-0	5	4	0

2024 delaware football

Date	Opponent	Rushing				Receiving				Passing				Kick Returns				Punt Returns				tot off
		no.	yds	td	lg	no.	yds	td	lg	cmp-att-int	yds	td	lg	no.	yds	td	lg	no.	yds	td	lg	
08/29/2024	Bryant	30	183	3	25	29	245	4	38	29-41-0	245	4	38	2	34	0	22	1	27	0	27	428
09/14/2024	at N.C. A&T	38	201	5	23	23	328	1	47	23-41-1	328	1	47	1	24	0	24	1	7	0	7	529
09/21/2024	Penn	25	66	1	13	25	309	3	41	25-43-0	309	3	41	3	51	0	36	0	0	0	0	375
09/28/2024	Sacred Heart	39	175	2	29	23	239	4	45	23-35-1	239	4	45	0	0	0	0	3	59	0	35	414
10/05/2024	at Monmouth	50	309	2	45	16	298	3	86	16-33-0	298	3	86	6	67	0	27	1	3	0	3	607
10/12/2024	Maine	42	179	2	40	20	279	3	56	20-31-0	279	3	56	4	92	0	30	0	0	0	0	458
10/19/2024	at Richmond	22	36	0	19	23	288	1	41	23-47-1	288	1	41	3	59	0	22	2	25	0	27	324
10/26/2024	UAlbany	33	180	1	69	18	173	3	30	18-27-0	173	3	30	3	72	0	31	1	-1	0	0	353
11/09/2024	Rhode Island	38	203	2	44	25	187	1	31	25-34-0	187	1	31	4	53	0	17	1	6	0	6	390
11/16/2024	Campbell	43	299	2	35	16	230	4	38	16-26-1	230	4	38	1	25	0	25	0	0	0	0	529
Delaware		360	1831	20	69	218	2576	27	86	218-358-4	2576	27	86	27	477	0	36	10	126	0	35	4407
Opponents		311	1018	9	59	167	2136	15	87	167-293-13	2136	15	87	19	365	0	60	6	106	0	37	3154

Delaware Averages

Games	Avg/ rush	Avg/ catch	Pass effc	KR avg	PR avg	All purpose avg/game	Total offense avg/game
10	5.1	11.8	144.0	17.7	12.6	513.4	440.7

Date	Opponent	Tackles				Sacks	Fumble		Pass Defense			blkd	PAT attempts			off		
		ua	a	total	tfl-yds	no-yds	ff	fr-yds	int-yds	qbh	brup	kick	kick	rush	rcv	saf	t/o	pts
08/29/2024	Bryant	30	32	62	5.0-37	3-32	1	1-0	1-38	6	4	1	6-7	0	0	0	7	48
09/14/2024	at N.C. A&T	42	18	60	8.0-28	5-24	3	2-13	1-0	1	4	0	3-5	0	0	0	7	42
09/21/2024	Penn	24	48	72	6.0-16	2-4	0	0-0	2-0	5	4	1	0-1	0	1	0	0	29
09/28/2024	Sacred Heart	32	30	62	8.0-40	5-34	2	1-20	1-0	5	2	0	7-7	0	0	0	0	49
10/05/2024	at Monmouth	23	34	57	4.0-10	1-5	0	0-0	1--7	2	1	1	4-4	0	1	0	7	42
10/12/2024	Maine	24	28	52	5.0-8	0-0	1	1-0	3-53	7	4	0	5-6	0	0	0	20	44
10/19/2024	at Richmond	35	36	71	8.0-24	3-14	0	0-0	0-0	1	0	0	0-0	0	0	0	0	9
10/26/2024	UAlbany	25	50	75	8.0-27	4-21	0	0-0	1-0	2	8	1	4-4	0	0	0	0	28
11/09/2024	Rhode Island	22	32	54	7.0-21	2-11	0	0-0	1-6	2	1	0	3-3	0	0	0	0	24
11/16/2024	Campbell	24	34	58	3.0-19	3-19	0	0-0	2-34	7	3	0	3-4	0	1	0	0	41
Delaware		281	342	623	62.0-230	28-164	7	5-33	13-124	38	31	4	35-41	0	3	0	41	356
Opponents		349	350	699	47.0-185	13-99	5	4-0	4-125	28	37	4	20-23	0	1	0	24	193

Date	Opponent	Punting										Field Goals			Kickoffs			
		no.	yds	avg	long	blkd	tb	fc	50+	i20	md-att	long	blkd	no.	yds	avg	tb	ob
08/29/2024	Bryant	4	141	35.3	48	0	0	2	0	1	0-0	0	0	8	512	64.0	7	0
09/14/2024	at N.C. A&T	3	166	55.3	59	0	1	0	3	0	1-1	41	0	8	502	62.8	5	0
09/21/2024	Penn	3	88	29.3	49	1	0	1	0	1	1-1	35	0	6	376	62.7	4	0
09/28/2024	Sacred Heart	1	14	14.0	14	0	0	0	0	0	0-1	0	0	8	486	60.8	5	0
10/05/2024	at Monmouth	0	0	0.0	0	0	0	0	0	0	2-2	24	0	8	516	64.5	6	0
10/12/2024	Maine	2	114	57.0	58	0	0	1	2	1	1-1	23	0	8	507	63.4	6	0
10/19/2024	at Richmond	2	92	46.0	52	0	0	1	1	0	1-1	33	0	3	195	65.0	3	0
10/26/2024	UAlbany	4	165	41.3	55	0	1	0	1	0	0-1	0	0	5	303	60.6	2	0
11/09/2024	Rhode Island	5	215	43.0	68	0	1	0	2	1	1-1	25	0	5	317	63.4	2	0
11/16/2024	Campbell	2	70	35.0	48	0	0	0	0	0	0-0	0	0	7	396	56.6	4	0
Delaware		26	1065	41.0	68	1	3	5	9	4	7-9	41	0	66	4110	62.3	44	0
Opponents		48	1955	40.7	68	0	6	14	12	12	5-11	42	2	40	2224	55.6	10	1