

# VILLANOVA FOOTBALL GAME NOTES

## GAMEDAY

|          |                   |
|----------|-------------------|
| Date     | November 16, 2024 |
| Time     | 1:00 PM           |
| Venue    | Kessler Stadium   |
| Capacity | 4,200             |

## LIVE COVERAGE

### TV

NBC Sports Philadelphia, FloFootball  
Matt Harmon (Play By Play)  
Emory Hunt (Analyst)

### RADIO

Villanova Sports Radio Network  
AM 1480, FM 102.5, FM 104.1 (Trenton)  
Ryan Fannon (Play By Play)  
Kevin Reilly (Analyst)

## ALL-TIME SERIES

### MONMOUTH LEADS 2-0

|                     |             |
|---------------------|-------------|
| First Meeting       | 2011        |
| First Villanova Win | —           |
| First Monmouth Win  | 2011 (20-9) |

|                    |              |
|--------------------|--------------|
| Last Meeting       | 2022         |
| Last Villanova Win | —            |
| Last Monmouth Win  | 2022 (49-42) |

|                              |     |
|------------------------------|-----|
| Mark Ferrante vs. Monmouth   | 0-1 |
| Kevin Callahan vs. Villanova | 2-0 |

|                    |     |
|--------------------|-----|
| at Villanova       | 0-2 |
| at Monmouth        | 0-0 |
| CAA Regular Season | 0-1 |

|                |                |
|----------------|----------------|
| Current Streak | L2 (2011-2022) |
| Longest Streak | L2 (2011-2022) |

## THE MATCHUP



### VILLANOVA

Nickname .....Wildcats  
Conference .....CAA Football  
Record .....8-2 (5-1 CAA)  
Stats Perform FCS Poll.....#9  
AFCA FCS Coaches Poll.....#8  
Head Coach .....Mark Ferrante  
Career Record.....55-31  
Villanova Record.....55-31  
Location .....Villanova, Pa.  
Founded.....1842  
Enrollment.....6,584  
Colors .....Blue and White



### MONMOUTH

Nickname .....Hawks  
Conference .....CAA Football  
Record .....4-6 (2-4 CAA)  
Stats Perform FCS Poll.....n/a  
AFCA FCS Coaches Poll.....n/a  
Head Coach .....Kevin Callahan  
Career Record.....186-148  
Monmouth Record.....186-148  
Location.....West Long Branch, N.J.  
Founded.....1933  
Enrollment.....5,000  
Colors.....Midnight Blue, Gray and White

## VILLANOVA SCHEDULE

| Date  | Opponent                    | Location               | Time/Result | Att.   |
|-------|-----------------------------|------------------------|-------------|--------|
| 8.29  | (25/23) Youngstown State    | Villanova, Pa.         | W, 24-17    | 5,421  |
| 9.7   | @ Colgate                   | Hamilton, N.Y.         | W, 28-3     | 2,619  |
| 9.14  | Towson (CAA)                | Villanova, Pa.         | W, 14-13    | 4,219  |
| 9.21  | @ Maryland                  | College Park, Md.      | L, 20-38    | 38,006 |
| 9.28  | LIU                         | Villanova, Pa.         | W, 24-10    | 6,111  |
| 10.5  | (rv/rv) @ Stony Brook (CAA) | Stony Brook, N.Y.      | W, 42-24    | 6,142  |
| 10.12 | @ Maine (CAA)               | Orono, Maine           | L, 7-35     | 6,860  |
| 10.26 | (rv/rv) New Hampshire (CAA) | Villanova, Pa.         | W, 14-6     | 5,015  |
| 11.2  | @ Hampton (CAA)             | Hampton, Va.           | W, 20-14    | 1,454  |
| 11.9  | North Carolina A&T (CAA)    | Villanova, Pa.         | W, 31-3     | 4,009  |
| 11.16 | @ Monmouth (CAA)            | West Long Branch, N.J. | 12:00 PM    |        |
| 11.23 | Delaware (CAA)              | Villanova, Pa.         | 1:00 PM     |        |

## TONIGHT'S GAME

■ Villanova plays the penultimate game of the regular season this Saturday when it travels to Monmouth for a 12 p.m. kickoff. The matchup will be the third meeting ever between the teams and the Wildcats first visit to Kessler Stadium.

■ The only previous CAA matchup between Villanova and Monmouth took place in 2022 when the Hawks tallied a high-scoring 49-42 win. The teams also met at Villanova Stadium in 2011 in a game that Monmouth won, 20-9.

■ Saturday's game will match up this year's best defensive and offensive teams in CAA Football. Villanova leads the league and ranks fifth nationally by allowing just 15.7 points per game, while Monmouth is first in the CAA and 8th nationally with an average of 37.3 points per contest.

■ Villanova's league-leading defense has been playing particularly well of late, allowing only two touchdowns in the last three games and three fourth quarter points the last five games.

■ This year marks the ninth time in the last 11 seasons that Villanova has tallied a winning record in road games against FCS opponents. The Wildcats have won two road conference games against Stony Brook and Hampton.

■ Sixth year quarterback **Connor Watkins** recorded his 400th career pass completion in last week's win over North Carolina A&T. During the game he moved up to seventh in school history in both career passing yards (6,311) and career total offense (7,438).

# VILLANOVA FOOTBALL GAME NOTES

## QUICK FACTS

|                             |                               |
|-----------------------------|-------------------------------|
| <b>Villanova University</b> |                               |
| Location                    | Villanova, Pa.                |
| Founded                     | 1842                          |
| Enrollment                  | 6,584                         |
| President                   | Rev. Peter M. Donohue, O.S.A. |
| Interim Athletic Director   | Lynn Tighe                    |
| Colors                      | Blue and White                |
| Nickname                    | Wildcats                      |

### Athletics History

|                               |     |
|-------------------------------|-----|
| Team National Championships   | 21  |
| Individual National Champions | 120 |
| Team Conference Championships | 129 |

### Villanova Football

|                         |                   |
|-------------------------|-------------------|
| Affiliation             | FCS               |
| Conference              | CAA Football      |
| First Year              | 1894              |
| All-Time Record         | 667-504-41 (.567) |
| Bowl Games              | 5                 |
| FCS Playoff Appearances | 15                |
| Last Playoff Appearance | 2023              |
| National Championships  | 1                 |

### Head Coach

|                     |               |
|---------------------|---------------|
| Head Coach          | Mark Ferrante |
| Years at Villanova  | 35            |
| Years as Head Coach | Sixth Season  |
| Career Record       | 55-31 (.640)  |

### Stadium

|                 |                              |
|-----------------|------------------------------|
| Stadium         | Villanova Stadium            |
| Capacity        | 12,000                       |
| Surface         | Astroplay (artificial grass) |
| Press Box Phone | 610-519-5290                 |
| All-Time Record | 269-112-5 (.703)             |

### Award Winners

|   |     |
|---|-----|
| Walter Payton Awards                      | 3   |
| Jerry Rice Awards                         | 1   |
| First Team All-Americans                  | 31  |
| Major Confence Awards                     | 21  |
| All-Conference Honorees                   | 342 |
| Academic All-Americans                    | 14  |
| CAA Football Scholar-Athletes of the Year | 4   |
| Academic All-Conference Honorees          | 837 |

### 2024 Team Information

|                                   |          |
|-----------------------------------|----------|
| Offensive Formation               | Multiple |
| Defensive Formation               | Multiple |
| Letterwinners Returning           | 65       |
| Letterwinners Lost                | 27       |
| Offensive Starters Returning/Lost | 6/5      |
| Defensive Starters Returning/Lost | 5/6      |
| Specialists Returning/Lost        | 0/5      |
| 2023 Overall Record               | 10-3     |
| 2023 Conference Record            | 7-1      |

## VILLANOVA NOTEBOOK

### TODAY'S GAME

- Villanova (8-2, 5-1 CAA Football) makes its first trip to Kessler Stadium on Saturday for a 12 p.m. kickoff against Monmouth (4-6, 2-4 CAA Football). The game will be broadcast on NBC Sports Philadelphia+ as well as FloFootball, with **Matt Harmon** and **Emory Hunt** calling the action. The radio call with **Ryan Fannon** and **Kevin Reilly** can be heard on the Villanova Sports Radio Network which is most easily found on the iHeart radio mobile app.

### VILLANOVA UPDATE

- Villanova is coming off a 31-3 win over North Carolina A&T at home last weekend. It was the third straight win for the Wildcats since their only conference loss of the season at Maine on October 19. Villanova remains tied for second place in the CAA Football standings with Rhode Island and Stony Brook. The key for the Wildcats in their three game winning streak has been the play of the defense, which has held two of the last three opponents without a touchdown. Villanova moved up on both national polls this week and currently sits at No. 9 in the Stats Perform FCS Top 25 as well as No. 8 in the AFCA FCS Coaches Poll.

### MEETING MONMOUTH

- Monmouth enters play this week with a 4-6 overall record and a 2-4 mark in conference games. Despite having lost their past three contests, the Hawks have the best offense in CAA Football and average 37.3 points per game. Monmouth has three common foes with the Wildcats so far this season, with a win over Maine (51-22) who handed Villanova their only conference loss by 28 points (35-7). On the other hand, the Wildcats have defeated two teams (Towson and New Hampshire) who the Hawks lost to.

### SERIES STUFF

- Villanova and Monmouth have played each other on just two previous occasions, with the Hawks winning both games. The more recent of the two meetings took place in 2022 at Villanova Stadium where Monmouth claimed a 49-42 victory in their inaugural season as a CAA Football member. The first matchup between the Wildcats and the Hawks was a non-conference game in 2011 which Villanova lost by a 20-9 margin.

### FIRST TIME FOR EVERYTHING

- Villanova has spent the past three weeks playing some of the newer teams to the CAA Football membership. The stretch started with the Wildcats making their first ever trip to Hampton on November 2, followed by North Carolina A&T coming to Villanova for the first time last week. This week will mark the Wildcats first trip to Kessler Stadium for a game against Monmouth. Villanova will return home next week to play the most common foe in its history: Delaware.

### FAMILIAR FACE

- Monmouth cornerback **K-Shawn Schulters** began his collegiate career at Villanova and played in 35 games for the Wildcats from the 2020-23 seasons. He tallied 53 tackles, eight pass breakups and three interceptions during his Villanova career. This season with the Hawks, Schulters has appeared in all 10 contests and has 24 total tackles (20 solo) to go along with six pass breakups, a forced fumble, one interception and 1.5 tackles for loss.

# VILLANOVA FOOTBALL GAME NOTES

## VILLANOVA NOTEBOOK

### ROAD WARRIORS

- Villanova is 3-1 on the road against FCS opponents and will end the year with a winning road record against FCS competition for the ninth time in the last 11 seasons. The road wins have come against Colgate (28-3) in a non-conference game as well as over CAA foes Stony Brook (42-24) and Hampton (20-14). Going back a bit further, the Wildcats have won 12 of their last 17 conference road games over the last five seasons and own a 25-16 (.610) in CAA Football road games dating back to 2014. On the flip side, Villanova has also won 14 consecutive home games since its 2022 loss to Monmouth.

### FIVE AND TEN

- Villanova is the only current CAA Football member to have won at least a share of two league titles over the **last five seasons**. Over these last five years (2020-24) the Wildcats have the highest winning percentage and second most wins among the current CAA membership with a 36-15 (.706) mark, including a 25-9 record in regular season league games.
- Expanding the snapshot to the **last 10 seasons** (2015-24), Villanova is still one of just three CAA Football members (Richmond and William & Mary are the others) to have won at least a share of two league championships. Over the last 10 seasons the Wildcats have the best winning percentage and are tied for the highest win total of any current league member. Villanova has posted an overall record of 70-40 (.636) over the last 10 seasons, including a 46-28 mark in regular season CAA Football contests.

### CURRENT CAA FOOTBALL MEMBERSHIP

| Last 5 Years: Winning Pct. (2020-24) | Last 10 Years: Winning Pct. (2015-24) |
|--------------------------------------|---------------------------------------|
| Villanova (36-15, .706)              | Villanova (70-40, .636)               |
| Richmond (35-16, .686)               | North Carolina A&T (64-39, .621)      |
| Delaware (37-17, .685)               | Richmond (70-43, .619)                |
| Rhode Island (30-16, .652)           | Delaware (64-47, .577)                |
| William & Mary (30-18, .625)         | Monmouth (60-46, .566)                |

### DOMINANT DEFENSE

- Villanova has the best defense in CAA Football this season and has been one of the top defensive teams in the country. There are six statistical categories in which the Wildcats are currently leading the conference, and a total of seven categories in which Villanova ranks in the top 25 nationally.

### WHERE THE VILLANOVA DEFENSE RANKS THIS SEASON

| Category                    | Statistic | CAA Rank | FCS Rank |
|-----------------------------|-----------|----------|----------|
| Scoring Defense             | 15.7      | 1st      | 5th      |
| Passing Yards Allowed       | 157.3     | 1st      | 9th      |
| Total Defense               | 296.5     | 1st      | 12th     |
| 3rd Down Conversion Defense | 31.8%     | 1st      | 14th     |
| Passing Efficiency Defense  | 114.69    | 1st      | 16th     |
| First Downs Allowed         | 162       | 1st      | 21st     |
| Red Zone Defense            | 66.7%     | 2nd      | 5th      |

## VILLANOVA UNIVERSITY

### ABOUT THE SCHOOL

Since 1842, Villanova University's Augustinian Catholic intellectual tradition has been the cornerstone of an academic community in which students learn to think critically, act compassionately and succeed while serving others. There are more than 10,000 undergraduate, graduate and law students in the University's six colleges – the College of Liberal Arts and Sciences, the Villanova School of Business, the College of Engineering, the M. Louise Fitzpatrick College of Nursing, the College of Professional Studies and the Villanova University Charles Widger School of Law. Ranked among the nation's top universities, Villanova supports its students' intellectual growth and prepares them to become ethical leaders who create positive change everywhere life takes them.

### VILLANOVA ATHLETICS

Villanova University has a long and storied athletics history defined by excellence both in competition and in the classroom. The Villanova Athletics Department is a community of student-athletes, coaches and staff whose primary focus is to achieve academic excellence, while striving to produce teams and individuals committed to athletic competition and outstanding performance. Villanova Athletics sponsors 24 varsity sports, which together include more than 500 student-athletes. In the classroom, these Villanova student-athletes have registered a grade-point average higher than a 3.0 for 42 consecutive semesters. Three Villanova student-athletes have been named Rhodes Scholars, with numerous others earning Academic All-America distinction. Villanova's athletics history includes 21 NCAA team national championships, as well as more than 100 conference championships. In addition, at least one Villanovan has participated in every Summer Olympics since 1948. Villanova is a member of the BIG EAST Conference, CAA Football, Coastal Athletic Association (Rowing) and Metro Atlantic Athletic Conference (Water Polo).

### ACADEMICS

The GPA for more than 500 student-athletes during the Spring 2024 semester was 3.489, making it 13 straight semesters that student-athletes have had a GPA of 3.3 or higher. Success in the classroom has been across-the-board for Villanova Athletics, with every one of the 24 varsity sports programs posting a team GPA over a 3.0 in each of the last five semesters.

The most recent NCAA data to be released was the Academic Progress Rate (APR) update in June 2024 in which Villanova Athletics had 13 teams achieve a perfect 1000 score. Only seven Division I schools nationwide and four outside of the Ivy League had as many as 13 teams with a perfect 1000 score. Villanova's overall multi-year score rose one point to 997. The football team's score of 982 led all CAA schools.



# VILLANOVA FOOTBALL GAME NOTES

## TALE OF THE TAPE

| VU           | CATEGORY             | MON         |
|--------------|----------------------|-------------|
| 22.4         | Scoring Offense      | 37.3        |
| 16.3         | Scoring Defense      | 32.2        |
| 181          | First Downs          | 236         |
| 162          | First Downs Allowed  | 233         |
| 172.7        | Rushing Yards/Game   | 163.1       |
| 139.2        | Rushing Defense/Game | 168.5       |
| 149.6        | Passing Yards/Game   | 305.6       |
| 157.3        | Passing Defense/Game | 250.5       |
| 322.3        | Total Offense/Game   | 468.7       |
| 296.5        | Total Defense/Game   | 419.0       |
| 21.0         | Kick Return Average  | 20.5        |
| 7.0          | Punt Return Average  | 7.8         |
| 6-26-0       | Interception Returns | 4-65-0      |
| 69-604       | Penalties-Yards      | 52-426      |
| 30:32        | Time of Possession   | 28:15       |
| 36%          | 3rd Down Offense     | 45%         |
| 32%          | 3rd Down Defense     | 40%         |
| 55%          | 4th Down Offense     | 64%         |
| 44%          | 4th Down Defense     | 67%         |
| 85% (28-33)  | Red Zone Offense     | 83% (34-41) |
| 67% (20-30)  | Red Zone Defense     | 84% (38-45) |
| 8-7          | Fumbles-Lost         | 17-7        |
| +4           | Turnover Margin      | -4          |
| 54% (7-13)   | Field Goals          | 67% (2-3)   |
| 100% (29-29) | PATs                 | 96% (47-49) |
| 15-94        | Team Sacks           | 14-81       |
| 30-168       | Sacks Allowed        | 11-76       |

## VILLANOVA LEADERS

### PASSING

Connor Watkins 1,384 (117-229-2, 9 TD)

### RUSHING

David Avit 126-699 (7 TD)

Isaiah Ragland 74-448 (4 TD)

Connor Watkins 80-292 (5 TD)

### RECEIVING

Jaylan Sanchez 27-394 (3 TD)

Devin Smith 31-374 (4 TD)

### TACKLES

Shane Hartzell 92 (43-49; 6.5 TFL)

Brendan Bell 83 (42-41; 12.5 TFL)

Ethan Potter 60 (31-29; 2.0 TFL)

## MONMOUTH LEADERS

### PASSING

Derek Robertson 3,043 (233-367-6, 25 TD)

### RUSHING

Rodney Nelson 115-684 (3 TD)

Sone Ntoh 85-423 (21 TD)

### RECEIVING

Josh Derry 47-754 (4 TD)

TJ Speight 47-625 (6 TD)

Gavin Nelson 30-502 (3 TD)

### TACKLES

Ryan Moran 68 (32-36; 5.0 TFL)

Sam Korpoi 62 (37-25; 4.0 TFL)

## VILLANOVA NOTEBOOK

### RECENT DEFENSIVE TRENDS

- The past three games have been particularly impressive for the Wildcats defense, which has held two of the last three opponents (New Hampshire, North Carolina A&T) without a touchdown. In this three-game stretch, Villanova has given up a total of 662 yards (220.7 yards per game) while allowing 39 first downs, 23 points and two touchdowns.

### VILLANOVA DEFENSE IN THE LAST THREE GAMES

| Statistic              | New Hampshire | Hampton | N.C. A&T |
|------------------------|---------------|---------|----------|
| Points Allowed         | 6             | 14      | 3        |
| Total Yards Allowed    | 254           | 239     | 169      |
| First Downs Allowed    | 18            | 12      | 9        |
| Third Down Conversions | 6/15          | 6/16    | 2/12     |
| Yards Per Play         | 3.9           | 3.7     | 3.5      |

### SECOND HALF SUCCESS

- Villanova owns a +67 scoring margin in the second half of games this season, compared to a -6 scoring margin in the first half. One of the reasons for the Wildcats having an 8-2 record is their ability to come from behind in games. Last season, Villanova scored the first points of the game in 11 of their 13 contests. This year, the opposition has scored first in six of 10 contests but the Wildcats have won four of the six games (one of the losses was to FBS and Big Ten foe Maryland). Villanova has outscored its opponents by more than 30 points in both the third (+31) and fourth (+36) quarters.

### MAY THE FOURTH QUARTER BE WITH YOU

- In its last five games (October 5-November 9), the Wildcats have outscored the opposition by a 35-3 margin in the fourth quarter. The five-game stretch has come against Stony Brook, Maine, New Hampshire, Hampton and North Carolina A&T. During this span, the only fourth quarter points Villanova has allowed came on a late field goal by UNH with 1:01 to play in a 14-6 VU victory.

### MILESTONE MAN

- Sixth year quarterback **Connor Watkins** reached several career milestones during the win over North Carolina A&T. Among them, he threw his 400th career completion and tied a career high with 18 completions for the day. Watkins has been the Wildcats starter under center since the beginning of the 2022 season and he owns a 24-10 (.706) record as the starting quarterback. He moved into seventh place in school history in both career passing yards and career total offense during last week's contest.

### CONNOR WATKINS RANKINGS IN THE VILLANOVA RECORD BOOK

| Category               | Statistic | Ranking | Next Up                             |
|------------------------|-----------|---------|-------------------------------------|
| Yards Per Attempt      | 8.43      | 1st     | —                                   |
| Yards Per Completion   | 15.36     | 1st     | —                                   |
| Passing Efficiency     | 139.8     | 7th     | 6th 140.2 Zach Bednarczyk (2015-18) |
| Career TDs (Pass-Rush) | 70        | 7th     | 6th 80 Chris Whitney (2007-10)      |
| Total Offense          | 7,438     | 7th     | 6th 7,750 Zach Bednarczyk (2015-18) |
| Passing Yards          | 6,311     | 7th     | 6th 6,518 Daniel Smith (2019-21)    |
| Passing Touchdowns     | 46        | 8th     | 7th 49 Zach Bednarczyk (2015-18)    |
| Passing Attempts       | 749       | 9th     | 8th 827 Tom Colombo (1989-92)       |
| Passing Completions    | 411       | 10th    | 9th 448 Marvin Burroughs (2003-06)  |

# VILLANOVA FOOTBALL GAME NOTES

## VILLANOVA NOTEBOOK

### LOOKING DOWNFIELD

- Sixth year quarterback **Connor Watkins** has thrown seven career touchdown passes of 75 yards or longer. No previous quarterback in school history had more than four such passes. Watkins has made 34 career starts under center and has tallied 36 completions for 40 yards or longer. He has...
  - ◆ Seven career TD passes for 70+ yards (*no previous Villanova QB had more than four*)
  - ◆ 14 career completions for 40-49 yards
  - ◆ 6 career completions for 50-59 yards
  - ◆ 8 career completions for 60-69 yards
  - ◆ 6 career completions for 70-79 yards
  - ◆ 2 career completions for 80-89 yards

### STAYING ON TARGET

- While tying his career high with 18 pass completions last week, sixth year quarterback **Connor Watkins** was in a good rhythm throwing the ball to fifth year wide receiver **Devin Smith**, who tallied a career-high seven receptions on eight targets while amassing 68 yards on the day. Watkins and Smith are in their first year as teammates, with Smith transferring to Villanova this year from North Carolina Central and immediately making an impact on the Wildcats receiving corps. Smith leads the team with 31 receptions and four receiving touchdowns while ranking second on the squad with 374 receiving yards.

### CATCHING UP WITH KOPECKY

- One of the best stories on the Villanova roster this season has been the recent play of fifth year collegian **Lucas Kopecky**, who is in his first year of college football after playing four years for the Wildcats men's lacrosse team. Kopecky starred in both sports as a scholastic player at Montgomery (N.J.) High School, and in football he was a two-time all-conference and honorable mention all-state selection who set career and single-season school records for receiving yards.
- Kopecky walked onto the football team this year and made his college football debut in the game against Big Ten and FCS foe Maryland on September 21. Beginning with that game, Kopecky has played in seven straight contests and has recorded at least one catch in all seven games. He scored his first collegiate touchdown on a 26-yard grab in the Stony Brook game on October 5, then followed that performance with four catches for 43 yards at Maine on October 19. He made his first career start and scored another touchdown in the New Hampshire win on October 26. Kopecky has ascended into a starting position on the Villanova depth chart and he is up to third on the team in receiving for the year with 12 receptions for 158 yards and two touchdowns.
- During his undergraduate men's lacrosse carer, Kopecky played in 40 games and tallied four goals, 36 ground balls, nine caused turnovers and 58 faceoff wins. He was listed as a midfielder but was a versatile player who the Wildcats used at nearly every spot on the field in his four seasons. Villanova was 35-23 during Kopecky's career and twice reached the BIG EAST Championship final.

### TURNOVER STORY

- Villanova has a +4 turnover margin this season and has played turnover-free football in six of its 10 games in 2024 after having at least one turnover in all 13 games last year.

## CAA FOOTBALL

| Standings (Top 25)     | CAA | Overall      |
|------------------------|-----|--------------|
| Richmond (11/7)        | 6-0 | 8-2          |
| Delaware               | 5-1 | 8-1          |
| Rhode Island (15/18)   | 5-1 | 8-2          |
| <b>Villanova (9/8)</b> | 5-1 | 8-2          |
| Stony Brook (16/17)    | 5-1 | 8-2          |
| New Hampshire (rv/-)   | 4-2 | 6-4          |
| William & Mary (rv/rv) | 3-3 | 6-4          |
| Maine                  | 3-3 | 5-5          |
| Towson                 | 3-3 | 5-5          |
| Elon                   | 3-3 | 4-6          |
| Hampton                | 2-4 | 5-5          |
| Monmouth               | 2-4 | 4-6          |
| UAlbany                | 1-5 | 3-7          |
| Campbell               | 1-5 | 3-7          |
| Bryant                 | 0-6 | 2-8          |
| North Carolina A&T     | 0-6 | 1-9          |
| <b>TOTAL</b>           |     | <b>78-69</b> |

### WEEK 12 SCHEDULE

#### Saturday, November 16

|                                  |                 |
|----------------------------------|-----------------|
| <b>Monmouth at Villanova (*)</b> | <b>12:00 PM</b> |
| North Carolina A&T at Towson (*) | 12:00 PM        |
| Richmond at Hampton (*)          | 12:00 PM        |
| Campbell at Delaware (*)         | 1:00 PM         |
| Bryant at William & Mary (*)     | 1:00 PM         |
| UAlbany at Rhode Island (*)      | 1:00 PM         |
| Stony Brook at New Hampshire (*) | 1:00 PM         |
| Maine at Elon (*)                | 2:00 PM         |

### WEEK 11 RESULTS

#### Saturday, November 9

|   |
|---|
| <b>Villanova 31, North Carolina A&amp;T 3 (*)</b> |
| Towson 27, Hampton 10 (*)                         |
| Stony Brook 24, UAlbany 6 (*)                     |
| Elon 40, William & Mary 36 (*)                    |
| Delaware 24, Rhode Island 21 (*)                  |
| Maine 38, Bryant 26 (*)                           |
| New Hampshire 33, Monmouth 20 (*)                 |
| Richmond 27, Campbell 24 (*)                      |

### PLAYERS OF THE WEEK

#### November 11

##### Offensive Player of the Week

Matthew Downing, Sr., QB, Elon

##### Defensive Player of the Week

Matthew Traynor, R-Fr., LB, Richmond

##### Special Teams Player of the Week

Nick Mazzie, Jr., PK, New Hampshire

##### Rookie of the Week

Randall King, Fr., WR/KR, Campbell

# VILLANOVA FOOTBALL GAME NOTES

## NATIONAL RANKINGS

| STATS PERFORM FCS TOP 25 NOV. 11 |                          |            |            |
|----------------------------------|--------------------------|------------|------------|
| Rk                               | Team (1st)               | Rec.       | Pts.       |
| 1                                | North Dakota State (42)  | 9-1        | 1,386      |
| 2                                | Montana State (14)       | 10-0       | 1,354      |
| 3                                | South Dakota State       | 8-2        | 1,286      |
| 4                                | UC Davis                 | 9-1        | 1,229      |
| 5                                | South Dakota             | 7-2        | 1,183      |
| 6                                | UIW                      | 8-2        | 1,059      |
| 7                                | Mercer                   | 9-1        | 1,027      |
| 8                                | Idaho                    | 7-3        | 1,014      |
| 9                                | <b>Villanova</b>         | <b>8-2</b> | <b>864</b> |
| 10                               | Montana                  | 7-3        | 840        |
| 11                               | <b>Richmond</b>          | <b>8-2</b> | <b>818</b> |
| 12                               | Southeast Missouri State | 8-2        | 747        |
| 13                               | Tarleton State           | 8-2        | 735        |
| 14                               | Abilene Christian        | 7-3        | 684        |
| 15                               | <b>Rhode Island</b>      | <b>8-2</b> | <b>678</b> |
| 16                               | <b>Stony Brook</b>       | <b>8-2</b> | <b>554</b> |
| 17                               | Illinois State           | 7-3        | 500        |
| 18                               | UT Martin                | 7-3        | 480        |
| 19                               | Chattanooga              | 6-4        | 298        |
| 20                               | Harvard                  | 7-1        | 259        |
| 21                               | East Tennessee State     | 6-4        | 189        |
| 22                               | Duquesne                 | 7-2        | 185        |
| 23                               | Jackson State            | 8-2        | 145        |
| 24                               | Central Arkansas         | 6-4        | 116        |
| 25                               | Northern Arizona         | 6-4        | 86         |

**Receiving Votes:** South Carolina State 82, Eastern Kentucky 59, North Dakota 57, **William & Mary** 55, Drake 49, Tennessee State 47, North Carolina Central 44, Dartmouth 41, Southeastern Louisiana 20, **New Hampshire** 10, Southern Utah 7, Western Carolina 5

| AFCA FCS COACHES POLL NOV. 11 |                          |            |            |
|-------------------------------|--------------------------|------------|------------|
| Rk                            | Team (1st)               | Rec.       | Pts.       |
| 1                             | North Dakota State (24)  | 9-1        | 648        |
| 2                             | Montana State (2)        | 10-0       | 622        |
| 3                             | South Dakota State       | 8-2        | 598        |
| 4                             | UC Davis                 | 9-1        | 570        |
| 5                             | South Dakota             | 7-2        | 527        |
| 6                             | UIW                      | 8-2        | 500        |
| 7                             | <b>Richmond</b>          | <b>8-2</b> | <b>479</b> |
| 8                             | <b>Villanova</b>         | <b>8-2</b> | <b>433</b> |
| 9                             | Mercer                   | 9-1        | 416        |
| 10                            | Idaho                    | 7-3        | 393        |
| 11                            | Montana                  | 7-3        | 348        |
| 12                            | Tarleton State           | 8-2        | 342        |
| 13                            | Southeast Missouri State | 8-2        | 334        |
| 14                            | Missouri State           | 8-2        | 310        |
| 15                            | Abilene Christian        | 7-3        | 283        |
| 16                            | Illinois State           | 7-3        | 270        |
| 17                            | <b>Stony Brook</b>       | <b>8-2</b> | <b>251</b> |
| 18                            | <b>Rhode Island</b>      | <b>8-2</b> | <b>239</b> |
| 19                            | UT Martin                | 7-3        | 186        |
| 20                            | Jackson State            | 8-2        | 181        |
| 21                            | Duquesne                 | 7-2        | 146        |
| 22                            | Harvard                  | 7-1        | 88         |
| 23                            | South Carolina State     | 7-2        | 66         |
| 24                            | Dartmouth                | 7-1        | 35         |
| 25t                           | Butler                   | 8-2        | 31         |
| 25t                           | Chattanooga              | 6-4        | 31         |

**Receiving Votes:** Central Arkansas 29, Drake 18, **William & Mary** 18, Tennessee State 16, North Carolina Central 13, North Dakota 12, Northern Arizona 7, East Tennessee State 6, Southeastern Louisiana 3, Eastern Kentucky 1

## VILLANOVA NOTEBOOK

### ALL ABOUT AVIT

- True freshman running back **David Avit** has scored touchdowns in each of the last two games against Hampton and North Carolina A&T, giving him a team-high seven rushing touchdowns on the year. Avit has emerged as the leading running back for Villanova in his rookie season and has run for 699 yards on 126 carries. He had a season high 26 rushes for 76 yards and a score versus Hampton on November 2, then carried the ball 15 times for 67 yards and a touchdown versus North Carolina A&T last week. Earlier this year, Avit set a Wildcats freshman record with 183 rushing yards and four touchdowns in a 42-24 win at Stony Brook.

### HERE'S THE KICKER

- Fifth year kicker **Ethan Gettman**, in his first season at Villanova after playing at Bryant as an undergraduate, is a perfect 29-of-29 on PAT tries this season. He is also 7-of-13 on field goal attempts with two makes from 40+ yards and is ranked fourth in the CAA with an average of 42.7 yards per punt.
- **Field Goals:** Gettman has nine career field goals for 40 yards or longer, including two this season. His most recent long kick was a 40-yard attempt in the Hampton game on November 2.
- **Punting:** Gettman has had three punts downed inside the 20-yard line in each of the last two games against Hampton and North Carolina A&T. In the Hampton game, he punted a career-high seven times while averaging 44.9 yards per punt. Last week, Gettman punted five times for an average of 43.8 yards per attempt with a long punt of 57 yards. Only 10 of his 47 punts on the year have been returned and Villanova ranks second in the CAA in punt return defense (5.3 average) as well as 19th nationally in net punting (39.78 yards).

### FRIENDLY CONFINES

- Last week's win over North Carolina A&T was the 14th straight home victory for the Wildcats at Villanova Stadium. The home winning streak began during the 2022 season after a loss to Monmouth, and during the streak Villanova has outscored its opponents by an average margin of 15.9 points per game.

## CAA FOOTBALL ALL-TIME LEAGUE RECORDS

| Team               | Record         | Pct.        | Titles (Shared-Outright) | Last Title  |
|--------------------|----------------|-------------|--------------------------|-------------|
| <b>Villanova</b>   | <b>177-115</b> | <b>.606</b> | <b>8 (7-1)</b>           | <b>2023</b> |
| Delaware           | 186-121        | .606        | 10 (8-2)                 | 2020        |
| New Hampshire      | 263-212-10     | .553        | 14 (5-9)                 | 2022        |
| William & Mary     | 134-116        | .536        | 5 (4-1)                  | 2022        |
| Richmond           | 156-151        | .508        | 9 (8-1)                  | 2023        |
| Elon               | 38-43          | .469        | 0 (0-0)                  | —           |
| Maine              | 224-258-7      | .465        | 13 (8-5)                 | 2018        |
| Stony Brook        | 39-51          | .433        | 0 (0-0)                  | —           |
| Towson             | 65-92          | .414        | 2 (1-1)                  | 2012        |
| Monmouth           | 8-14           | .364        | 0 (0-0)                  | —           |
| Campbell           | 5-9            | .357        | 0 (0-0)                  | —           |
| Rhode Island       | 161-325-7      | .334        | 7 (5-2)                  | 1985        |
| UAlbany            | 30-60          | .333        | 1 (1-0)                  | 2023        |
| Hampton            | 6-16           | .273        | 0 (0-0)                  | —           |
| Bryant             | 0-6            | .000        | 0 (0-0)                  | —           |
| North Carolina A&T | 0-14           | .000        | 0 (0-0)                  | —           |

*Former members of the conference are not listed here.*



# VILLANOVA FOOTBALL GAME NOTES

## VILLANOVA NOTEBOOK

### CLOSE AND LOW SCORING

- One of the keys to Villanova's success this season has been its ability to win close and low-scoring games. Prior to this year, the Wildcats had lost 20 of their last 22 games when they were held to 20 points or fewer. The trend has changed in 2024, as Villanova is 3-2 in those kinds of games and has tallied victories over Towson (14-13), New Hampshire (14-6) and Hampton (20-14). The last season in which the Wildcats had three conference wins in which it scored no more than 20 points was in 1989.
- Villanova has tallied four wins this season in games decided by eight points or fewer. In addition to the conference victories mentioned above, the Wildcats also posted a win by seven points against Youngstown State (24-17) in the season opener. It has been fairly common for Villanova to play well in close games in recent years. Since the beginning of the **Mark Ferrante** head coaching era in 2017, the Wildcats are 17-12 in games decided by single digits. The last time Villanova had as many as four such wins in a season was in 2021 when five of its 10 victories were in single-digit games.

### BELL TOLLS ON BOTH SIDES OF THE BALL

- The difference in the 20-14 win over Hampton came down to the points scored on a touchdown by fifth year linebacker **Brendan Bell** with 4:59 left in the third period. It wasn't a defensive touchdown for Bell though, as the stalwart on the Villanova defense played the first offensive snaps of his collegiate career and scored on a four-yard rushing touchdown. It added up to an impressive final stat line for Bell, who combined his first collegiate touchdown of any kind with seven tackles and a solo sack. Bell took a few more snaps on offense in last week's game against North Carolina A&T and recorded his first career reception.

### CENTURY MARK RECEIVER

- Junior wide receiver **Jaylan Sanchez** recorded his fourth career game and first this season with over 100 receiving yards in the November 2 game at Hampton when he recorded five catches for 103 yards. Nearly all of his production came on one play, as Sanchez hauled in a 72-yard pass in the third quarter which set up the decisive touchdown for Villanova two plays later. On the 72-yard play, Sanchez caught the ball at the Wildcats own 34-yard line and broke away from the defense before finally being taken down on a horse collar tackle at the two-yard line. Sanchez now leads the team in receiving this season with 27 receptions for a team-high 363 yards and three touchdowns. He scored the first points in last week's win over North Carolina A&T on an 18-yard TD catch.

## VILLANOVA VERSUS FCS RANKED OPPONENTS

| Villanova...   | All-Time (since 1985) | Mark Ferrante Era | 2024 Season |
|----------------|-----------------------|-------------------|-------------|
| vs. Top 25     | 72-81 (.471)          | 14-11             | 1-0         |
| vs. No. 1 Team | 3-7 (.300)            | 0-2               | 0-0         |
| vs. 1-5        | 18-14 (.563)          | 2-3               | 0-0         |
| vs. 1-10       | 28-35 (.444)          | 3-7               | 0-0         |
| vs. 11-15      | 14-16 (.467)          | 2-1               | 0-0         |
| vs. 16-20      | 15-15 (.500)          | 5-1               | 0-0         |
| vs. 21-25      | 15-15 (.500)          | 4-2               | 1-0         |
| VU Ranked      | 58-51 (.532)          | 11-9              | 1-0         |
| VU Unranked    | 14-30 (.318)          | 3-2               | 0-0         |
| Home           | 46-30 (.605)          | 8-4               | 1-0         |
| Away           | 26-51 (.338)          | 6-7               | 0-0         |
| Conference     | 53-71 (.427)          | 9-9               | 0-0         |
| Non-Conference | 19-10 (.655)          | 5-2               | 1-0         |

## CAREER ACCOLADES

### TEMI AJIROTUTU

- CAA Third Team Offense 2023

### DAVID AVIT

- Jerry Rice Award Watch List
- CAA Rookie of the Week 2024 — 9.30
- DC Touchdown Club Player of the Week 2024 — 9.30
- Stats Perform Freshman of the Week 2024 — 10.7
- CAA Rookie of the Week 2024 — 10.7

### BRENDAN BELL

- CAA Second Team Defense 2023
- CAA Defensive Player of the Week 2023 — 9.25
- CAA Defensive Player of the Week 2023 — 11.6
- Stats Perform Honorable Mention 2024 — 10.7
- CAA Defensive Player of the Week 2024 — 10.7

### SHANE HARTZELL

- CAA Honorable Mention 2023
- CAA Rookie of the Week 2022 — 11.21
- Stats Perform Defensive Player of the Week 2024 — 10.27
- CAA Defensive Player of the Week 2024 — 10.27

### RICHIE KIMMEL

- CAA Defensive Player of the Week 2024 — 9.2

### ISAIAH RAGLAND

- CAA Rookie of the Week 2023 — 10.16
- CAA Rookie of the Week 2024 — 9.2
- CAA Rookie of the Week 2024 — 9.16

### TY TRINH

- CAA Second Team Defense 2023

### CONNOR WATKINS

- CAA Third Team Offense 2023
- CAA Offensive Player of the Week 2023 — 10.30

### ISAS WAXTER

- CAA Football Second Team Defense 2023

### HEAD COACH MARK FERRANTE

- Eddie Robinson Award Finalist 2023
- AFCA FCS Region 1 Coach of the Year 2021
- CAA Football Coach of the Year 2021
- AFCA FCS Assistant Coach of the Year 2015

# VILLANOVA FOOTBALL GAME NOTES

## FCS PLAYOFF HISTORY

**Overall Record:** 14-14  
**Mark Ferrante:** 2-3

**1989** 0-1

R1: at Georgia Southern L, 36-52

**1991** 0-1

R1: at Youngstown State L, 16-17

**1992** 0-1

R1: at Youngstown State L, 20-23

**1996** 0-1

R1: at East Tennessee State L, 29-35

**1997** 1-1

R1: vs. Colgate W, 49-28

QF: vs. Youngstown State L, 34-37

**2002** 2-1

R1: vs. Furman W, 45-38

QF: vs. Fordham W, 24-10

SF: at McNeese L, 28-39

**2008** 1-1

R1: vs. Colgate W, 55-28

QF: at James Madison L, 27-31

**2009** 4-0

R1: vs. Holy Cross W, 38-28

QF: vs. New Hampshire W, 46-7

SF: vs. William & Mary W, 14-13

NC: vs. Montana (*Chattanooga, Tenn.*) W, 23-21

**2010** 2-1

R2: at Stephen F. Austin W, 54-24

QF: at Appalachian State W, 42-24

SF: at Eastern Washington L, 31-41

**2012** 0-1

R1: at Stony Brook L, 10-20

**2014** 1-1

R2: vs. Liberty W, 29-22

QF: vs. Sam Houston State L, 31-34

**2016** 1-1

R1: vs. Saint Francis W, 31-21

QF: at South Dakota State L, 7-10

**2019** 0-1

R1: at Southeastern Louisiana L, 44-45

**2021** 1-1

R2: vs. Holy Cross W, 21-16

QF: vs. South Dakota State L, 21-35

**2023** 1-1

R2: vs. Youngstown State W, 45-28

QF: @ South Dakota State L, 12-23

## VILLANOVA NOTEBOOK

### BIG PLAY POTENTIAL

■ Big plays have been something of a calling card for the Villanova offense in the past few seasons. This was on display in the Stony Brook game on October 5 when the Wildcats had nine plays from scrimmage for 20+ yards. Four of those plays resulted in a score. Freshman running back **David Avit** had long touchdown runs of 72 yards and 59 yards, sophomore **Ja'briel Mace** scored his first career touchdown on a 21-yard run and wide receiver **Lucas Kopecky** hauled in a 26-yard catch for a touchdown. Villanova has 56 plays of 20+ yards this season, of which 39 (22 pass plays, 17 running plays) have come from the line of scrimmage. There are 12 different players on the Wildcats roster who have recorded a rush or a reception of 20 yards or longer (*see page 25*).

### DOUBLE DIGIT TACKLERS

■ There have been two occasions this season in which all three of the Villanova starting linebackers had double digit tackles in the same game. The starting group consists of fifth year **Brendan Bell**, senior **Shane Hartzell** and fifth year **Richie Kimmel**. Their most recent game with 10+ stops was in the Stony Brook win on October 5 when Bell had a career-high 15 tackles to go along with 11 stops from Hartzell and 10 tackles by Kimmel. All three players had made 10+ tackles in the season opener against Youngstown State.

### FORCING FUMBLES

■ Fifth year starting cornerback **Isas Waxter** had never been credited with a forced fumble in his career prior to the Stony Brook game on October 5. He forced a fumble in that game and then recorded two more forced fumbles in the Maine contest. Waxter is one of two players in CAA Football and one of 17 FCS players nationally with three or more forced fumbles on the year.

### TRAILING AT HALFTIME

■ The win over Stony Brook on October 5 marked the first time since November 20, 2021 against Delaware that the Wildcats won a game in which they trailed at halftime. Despite having lost nine games in a row and 23 of their past 29 games when facing a halftime deficit, the Wildcats made up a 17-14 deficit against Stony Brook (and a 24-14 margin midway through the third quarter) by scoring 28 unanswered points in a 42-24 triumph.

## OVERTIME HISTORY (since 1985)

| Year | Opponent             | Result   | Score |
|------|----------------------|----------|-------|
| 1988 | at Boston University | Win      | 31-24 |
| 1989 | Connecticut          | Win 6OT  | 41-35 |
| 1994 | Delaware             | Loss     | 31-38 |
| 1995 | James Madison        | Loss     | 27-28 |
| 1998 | Delaware             | Win      | 34-31 |
| 1999 | at Connecticut       | Win      | 48-45 |
| 1999 | Delaware             | Win 3OT  | 51-45 |
| 2000 | William & Mary       | Loss     | 41-48 |
| 2001 | James Madison        | Win      | 45-44 |
| 2003 | at Temple            | Win 2OT  | 23-20 |
| 2007 | Maine                | Win      | 24-17 |
| 2007 | at Massachusetts     | Loss 4OT | 24-32 |
| 2008 | at Penn              | Win      | 20-14 |
| 2010 | at Delaware          | Win      | 28-21 |
| 2014 | at Syracuse          | Loss 2OT | 26-27 |
| 2017 | at Albany            | Loss     | 10-19 |
| 2019 | at Towson            | Win      | 52-45 |
| 2020 | Rhode Island         | Loss     | 37-40 |



# VILLANOVA FOOTBALL GAME NOTES

## VILLANOVA NOTEBOOK

### NON-CONFERENCE DOMINANCE

- Villanova closed out its regular season non-conference schedule with a perfect 3-0 record against FCS foes from outside of CAA Football. The wins include a 24-17 triumph over Youngstown State in the season opener as well as a 28-3 road win at Colgate and last week's 24-10 home win versus LIU. Villanova has now won 19 straight regular season non-conference matchups against FCS competition. The streak dates back to the start of the 2016 season and the Wildcats have an average margin of victory of 26.1 points.

### FIRST TIME STARTERS

- Villanova had four starters on both sides of the ball who were making their first career starts in this year's season opener against Youngstown State.

#### PLAYERS WHO MADE FIRST CAREER START IN SEASON OPENER

|    |                 |                  |
|----|-----------------|------------------|
| RB | Isaiah Ragland  | 5th career game  |
| WR | Kenyon Miles    | 10th career game |
| LG | Tommy Broderick | 5th career game  |
| RG | Chris McCullers | 5th career game  |
| DT | Obinna Nwobodo  | 17th career game |
| DE | Capri Martin    | 12th career game |
| LB | Richie Kimmel   | 27th career game |
| CB | Zahmir Dawud    | 4th career game  |

### MAKING THEIR DEBUT

- In addition to the first time starters against Youngstown State, the Wildcats also had six players appear in their first collegiate game during the 24-17 victory.

#### PLAYERS WHO MADE COLLEGIATE DEBUT IN SEASON OPENER

|     |                     |               |
|-----|---------------------|---------------|
| #16 | Jack Ryder          | Holder        |
| #24 | David Avit          | Running Back  |
| #38 | Newton Essiem       | Cornerback    |
| #56 | Christian Caballero | Linebacker    |
| #80 | Chris Colby         | Wide Receiver |
| #85 | Nolan Clayton       | Tight End     |

### EXPERIENCE WINS

- Villanova is an experienced group in 2024, with the 93 members of the roster having combined to play in **1,525** career games with **589** starts entering play against Hampton this week.

### CAA FAVORITES

- Villanova is the defending CAA Football co-champion and earned last season's automatic bid to the FCS playoffs. In a preseason poll of league head coaches, the Wildcats are considered the favorite to finish atop the league standings once again in 2024. Villanova received nine first-place votes and a total of 217 points in the preseason poll to finish ahead of Richmond (one first-place vote, 189 points) and UAlbany (three first-place votes, 179 points).

### CAA PRESEASON HONORS

- Starting quarterback **Connor Watkins** was named the CAA Football Preseason Offensive Player of the Year and was one of a league-high six Wildcats who were selected to the CAA Football Preseason All-Conference Team. The other preseason league honorees are offensive lineman **Temi Ajirofutu**, linebackers **Brendan Bell** and **Shane Hartzell**, cornerback **Isas Waxter** and safety **Ty Trinh**. Wide receiver Jaylan Sanchez was an honorable mention preseason pick.

### PRESEASON NATIONAL HONORS

- Villanova quarterback **Connor Watkins** and cornerback **Isas Waxter** were named to the preseason watch lists for the Walter Payton Award and the Buck Buchanan Award which are presented to the top FCS offensive and defensive player each year. Waxter was also named to the Senior Bowl Watch List, while he and linebacker **Shane Hartzell** earned preseason All-America honors from both Stats Perform and Phil Steele.

### VILLANOVA FOOTBALL HISTORY

- Villanova is playing its 127th season of varsity football this year and its 40th season as an FCS program since reinstating football in 1985 after a four-year absence. During the program's history the Wildcats have an overall record of 667-504-41 (.567). Prior to the FCS era, Villanova played in college football bowl games in 1937, 1947, 1949, 1961 and 1962 and went 2-2-1 in those games. The wins came against Nevada (27-7) in the 1949 Harbor Bowl in San Diego and against Wichita State (17-9) in the 1961 Sun Bowl in El Paso.

Since becoming an FCS program, the Wildcats have made 15 appearances in the FCS playoffs and have advanced to at least the semifinals three times (2002, 2009 and 2010). Former head coach **Andy Talley** guided Villanova to its first national title with a 23-21 victory over Montana in 2009. The Wildcats have also won at least a share of eight league championships in the Yankee Conference (1988-1996), the Atlantic 10 Conference (1997-2006) and CAA Football (2007-present).

# VILLANOVA FOOTBALL GAME NOTES

## VILLANOVA'S RECORD...

|                | 2024 | Ferrante |
|----------------|------|----------|
| Overall        | 8-2  | 55-31    |
| CAA Football   | 5-1  | 35-23    |
| Non-Conference | 3-1  | 20-8     |
| Home           | 5-0  | 29-12    |
| Road           | 3-2  | 26-19    |
| Neutral        | 0-0  | 0-0      |
| Current Streak | W3   | W3       |
| Home Streak    | W5   | W14      |
| Road Streak    | W1   | W1       |

|                |     |       |
|----------------|-----|-------|
| Day Games      | 5-2 | 41-27 |
| Night Games    | 3-0 | 14-4  |
| March          | 0-0 | 1-1   |
| April          | 0-0 | 1-1   |
| August         | 1-0 | 2-0   |
| September      | 3-1 | 21-10 |
| October        | 2-1 | 13-10 |
| November       | 2-0 | 15-7  |
| December       | 0-0 | 2-2   |
| Ranked Teams   | 1-0 | 14-12 |
| Unranked Teams | 7-2 | 41-19 |
| Overtime       | 0-0 | 1-2   |

### After 1st Quarter

|          |     |      |
|----------|-----|------|
| Leading  | 4-0 | 43-7 |
| Trailing | 3-2 | 6-16 |
| Tied     | 1-0 | 6-8  |

### Halftime

|          |     |      |
|----------|-----|------|
| Leading  | 6-0 | 48-5 |
| Trailing | 1-2 | 6-24 |
| Tied     | 1-0 | 1-2  |

### After 3rd Quarter

|          |     |      |
|----------|-----|------|
| Leading  | 8-0 | 49-4 |
| Trailing | 0-2 | 5-24 |
| Tied     | 0-0 | 1-3  |

### Scoring

|                   |     |       |
|-------------------|-----|-------|
| Scoring First     | 4-0 | 45-10 |
| Opp. Scores First | 4-2 | 10-21 |
| Scoring 0-9       | 0-1 | 0-7   |
| Scoring 10-19     | 2-0 | 5-13  |
| Scoring 20-29     | 4-1 | 12-6  |
| Scoring 30-39     | 1-0 | 20-3  |
| Scoring 40+       | 1-0 | 18-2  |
| Allowing 0-9      | 3-0 | 17-0  |
| Allowing 10-19    | 4-0 | 22-4  |
| Allowing 20-29    | 1-0 | 12-9  |
| Allowing 30-39    | 0-2 | 3-11  |
| Allowing 40+      | 0-0 | 1-7   |

### Game Decided By

|              |     |       |
|--------------|-----|-------|
| 0-9 Points   | 4-0 | 17-12 |
| 10-19 Points | 2-1 | 9-8   |
| 20+ Points   | 2-1 | 29-11 |

### Statistics

|                        |     |       |
|------------------------|-----|-------|
| Outgain opp.           | 7-0 | 48-6  |
| Outgained by opp.      | 1-2 | 7-25  |
| VU 100-yard rusher     | 4-0 | 26-4  |
| VU 100-yard receiver   | 2-0 | 23-10 |
| VU 300-yard passer     | 0-0 | 5-4   |
| Opp. 100-yard rusher   | 2-0 | 5-14  |
| Opp. 100-yard receiver | 0-1 | 10-12 |
| Opp. 300-yard passer   | 0-1 | 6-8   |

### Turnovers

|                      |     |       |
|----------------------|-----|-------|
| No turnovers         | 5-1 | 19-4  |
| 1-2 turnovers        | 3-0 | 31-19 |
| 3+ turnovers         | 0-1 | 5-8   |
| No takeaways         | 2-0 | 6-9   |
| 1-2 takeaways        | 5-2 | 33-20 |
| 3+ takeaways         | 1-0 | 16-2  |
| Win turnover margin  | 5-1 | 32-6  |
| Lose turnover margin | 1-1 | 8-16  |
| Turnovers tied       | 1-0 | 14-6  |

## STATISTICAL RANKINGS

| Team Stats | CAA | FCS | Stat |
|------------|-----|-----|------|
|------------|-----|-----|------|

### Offense

|                    |    |     |        |
|--------------------|----|-----|--------|
| Rushing Offense    | 4  | 33  | 172.7  |
| Red Zone Offense   | 6  | 39  | 84.8%  |
| 4th Down Pct       | 9  | 43  | 54.5%  |
| 3rd Down Pct       | 11 | 78  | 36.1%  |
| First Downs        | 12 | 65  | 181    |
| Scoring Offense    | 13 | 83  | 22.4   |
| Total Offense      | 13 | 89  | 322.3  |
| Passing Efficiency | 15 | 101 | 113.73 |
| Sacks Allowed/Game | 15 | 109 | 3.0    |
| Passing Offense    | 16 | 108 | 149.6  |

### Defense

|                         |    |    |        |
|-------------------------|----|----|--------|
| Scoring Defense         | 1  | 5  | 15.7   |
| Passing Defense         | 1  | 9  | 157.3  |
| Total Defense           | 1  | 12 | 296.5  |
| Opp. 3rd Down Pct       | 1  | 14 | 31.8%  |
| Def. Passing Efficiency | 1  | 16 | 114.69 |
| First Downs Allowed     | 1  | 21 | 162    |
| Red Zone Defense        | 2  | 5  | 66.7%  |
| Opp. 4th Down Pct       | 3  | 43 | 44.4%  |
| Rushing Defense         | 4  | 42 | 139.2  |
| Team Sacks/Game         | 15 | 96 | 1.5    |

### Special Teams

|                     |    |     |        |
|---------------------|----|-----|--------|
| PAT Percentage      | T1 | n/a | 100.0% |
| Punt Return Defense | 2  | 22  | 5.3    |
| Net Punting         | 4  | 19  | 39.78  |
| Kickoff Returns     | 4  | 42  | 21.0   |
| Kickoff Ret. Def.   | 11 | 71  | 20.42  |
| Punt Returns        | 11 | 76  | 7.0    |
| Field Goal Pct      | 15 | n/a | 53.8%  |

### Miscellaneous

|                    |    |    |       |
|--------------------|----|----|-------|
| Turnover Margin    | 6  | 34 | +4    |
| Time of Possession | 10 | 49 | 30:32 |
| Penalty Yards/Game | 12 | 86 | 60.4  |
| Penalties/Game     | 13 | 88 | 6.9   |

| Player Stats* | CAA | FCS | Stat |
|---------------|-----|-----|------|
|---------------|-----|-----|------|

### Brendan Bell

|                     |   |    |     |
|---------------------|---|----|-----|
| Tackles For Loss/Gm | 4 | 23 | 1.3 |
|---------------------|---|----|-----|

### Timmy Furgeson

|                   |   |   |   |
|-------------------|---|---|---|
| Fumble Recoveries | 1 | 6 | 2 |
|-------------------|---|---|---|

### Ethan Gettman

|                 |   |    |      |
|-----------------|---|----|------|
| Punting Average | 4 | 27 | 42.7 |
|-----------------|---|----|------|

### Shane Hartzell

|              |   |    |     |
|--------------|---|----|-----|
| Tackles/Game | 3 | 19 | 9.2 |
|--------------|---|----|-----|

### Isas Waxter

|                     |   |   |      |
|---------------------|---|---|------|
| Forced Fumbles/Game | 1 | 5 | 0.33 |
|---------------------|---|---|------|

*n/a Team stat not kept in FCS national stats*

*\* Players who rank in the top five in the CAA*

## WILDCATS IN THE NFL

### CURRENT NFL ROSTERS

Christian Benford, Bills

Qadir Ismail, Ravens (practice squad)

Jalen Jackson, Jaguars (practice squad)

Tanoh Kpassagnon, Saints

### ALL-TIME NFL DRAFT PICKS

Year.....Name.....Rd.....Team

|      |                    |    |           |
|------|--------------------|----|-----------|
| 1936 | Eddie Michaels     | 2  | Bears     |
| 1938 | John Mellus        | 7  | Giants    |
| 1940 | Andy Chisick       | 7  | Cardinals |
| 1943 | George Smith       | 21 | Cardinals |
| 1943 | Steve Pritko       | 28 | Rams      |
| 1944 | Val Jansante       | 10 | Steelers  |
| 1944 | Al Postus          | 20 | Eagles    |
| 1947 | Bob David          | 25 | Rams      |
| 1949 | Lou Ferry          | 3  | Packers   |
| 1949 | Ed Berrang         | 5  | Redskins  |
| 1950 | Ralph Pasquariello | 1  | Rams      |
| 1950 | John Sandusky      | 2  | Browns    |
| 1950 | Steve Romanik      | 3  | Bears     |
| 1950 | Dan Brown          | 11 | Redskins  |
| 1951 | Pete D'Alonzo      | 4  | Lions     |
| 1953 | Gene Filipski      | 7  | Browns    |
| 1956 | Don McComb         | 21 | Giants    |
| 1957 | Joe Ryan           | 25 | Bears     |
| 1962 | Frank Budd         | 7  | Eagles    |
| 1962 | Sam Gruneisen      |    | Chargers  |
| 1963 | Larry Glueck       | 3  | Bears     |
| 1963 | Billy Joe          |    | Broncos   |
| 1965 | Mike Strofolino    | 4  | Rams      |
| 1965 | Al Atkinson        |    | Bills     |
| 1969 | Rich Moore         | 1  | Packers   |
| 1969 | John Sodaski       | 9  | Steelers  |
| 1970 | Billy Walik        | 11 | Eagles    |
| 1972 | Mike Siani         | 1  | Raiders   |
| 1972 | John Babinecz      | 2  | Cowboys   |
| 1972 | Ernie Messmer      | 13 | Steelers  |
| 1973 | Kevin Reilly       | 7  | Dolphins  |
| 1974 | Joe Miller         | 11 | Redskins  |
| 1974 | John Givens        | 14 | Falcons   |
| 1975 | John Zimba         | 5  | Browns    |
| 1976 | Gary Shugrue       | 11 | Lions     |
| 1976 | Steve Ebbecke      | 13 | Eagles    |
| 1977 | John Mastronardo   | 10 | Eagles    |
| 1981 | Howie Long         | 2  | Raiders   |
| 1981 | David Martin       | 9  | Lions     |
| 2002 | Brian Westbrook    | 3  | Eagles    |
| 2008 | Matt Sherry        | 6  | Bengals   |
| 2011 | Ben Ijalana        | 2  | Colts     |
| 2017 | Tanoh Kpassagnon   | 2  | Chiefs    |
| 2017 | Brad Seaton        | 2  | Titans    |
| 2022 | Christian Benford  | 6  | Bills     |

# VILLANOVA FOOTBALL GAME NOTES

## COMPLETE STUDENT-ATHLETES

### ACADEMIC HIGHLIGHTS

#### NCAA ACADEMIC DATA

■ Each year the NCAA recognizes programs that have a multi-year Academic Progress Rate (APR) score that ranks within the top 10 percent of their sport nationwide. Villanova has earned this award nine times in the 18-year history of the APR program.

■ In the most recent APR data released in June 2024 the football program's multi-year APR score of 982 was 25 points above the national average for FCS programs.

■ New data on the NCAA Graduation Success Rate (GSR) was released in December 2023 and Villanova led all CAA Football schools while matching a program record at 96 percent.

#### ACADEMIC ALL-AMERICANS

■ One of the highest honors that a student-athlete can achieve is to be named an Academic All-American, an award which encompasses both academic achievement as well as contributions on the field. Villanova has had 12 football student-athletes earn a total of 14 Academic All-America honors over the years.

#### CAA TEAM ACADEMIC EXCELLENCE

■ Villanova has been the winner of the CAA Football Team Academic Excellence Award four times in the last eight years. The award is presented at the end of each academic year to the conference school with the highest team GPA.

#### CAA SCHOLAR-ATHLETE OF THE YEAR

■ Villanova has had five student-athletes be named the CAA Football Scholar-Athlete of the Year. Nominees for the award must have attained senior standing academically and have a cumulative GPA of 3.0 or higher.

#### CAA ACADEMIC HONOR ROLL

■ Student-athletes with a semester GPA of 3.0 or higher are named to the CAA Commissioner's Academic Honor Roll. Villanova had 62 honorees for the Fall 2022 semester and 63 student-athletes achieve this distinction for the Spring 2023 term.

#### ACADEMIC ALL-AREA TEAMS

■ In conjunction with the *Philadelphia Inquirer*, the sports information directors at the colleges and universities in the Philadelphia area (PhillySIDA) name an Academic All-Area team and a football Performer of the Year each season. In the 17 years of the Academic All-Area program, which started with the 2005-06 academic year, the football team has had a total of 60 selections to the Academic All-Area Team. In addition, the Wildcats have had five Performers of the Year.

#### NCAA PUBLIC RECOGNITION AWARD

|   |         |
|---|---------|
| ■ | 2004-05 |
| ■ | 2005-06 |
| ■ | 2006-07 |
| ■ | 2007-08 |
| ■ | 2008-09 |
| ■ | 2014-15 |
| ■ | 2015-16 |
| ■ | 2016-17 |
| ■ | 2017-18 |

#### ACADEMIC ALL-AMERICANS

|   |                  |            |
|---|------------------|------------|
| ■ | David Graziano   | 1975, 1976 |
| ■ | Ron Sency        | 1987       |
| ■ | Rich Spugnardi   | 1987       |
| ■ | Bob Brady        | 1988       |
| ■ | Peter Lombardi   | 1988       |
| ■ | Scott Rushton    | 1988       |
| ■ | Kevin Martchek   | 1990       |
| ■ | Tim Matas        | 1992       |
| ■ | Gregg Ziegler    | 1994       |
| ■ | Deon Jackson     | 1996       |
| ■ | Raymond Ventrone | 2003       |
| ■ | Don Cherry       | 2014, 2015 |

#### CAA ACADEMIC EXCELLENCE AWARD

|   |           |         |
|---|-----------|---------|
| ■ | Villanova | 2016-17 |
| ■ | Villanova | 2017-18 |
| ■ | Villanova | 2022-23 |
| ■ | Villanova | 2023-24 |

#### CAA SCHOLAR-ATHLETE OF THE YEAR

|   |               |         |
|---|---------------|---------|
| ■ | Matt Sherry   | 2007-08 |
| ■ | Osayi Osunde  | 2009-10 |
| ■ | Don Cherry    | 2014-15 |
| ■ | Jake Prus     | 2015-16 |
| ■ | Colin Gamroth | 2021-22 |

#### ACADEMIC HONOR ROLL SELECTIONS\*

|   |                  |    |
|---|------------------|----|
| ■ | 1988-89          | 5  |
| ■ | 1989-90          | 9  |
| ■ | 1990-91          | 6  |
| ■ | 1992-93          | 4  |
| ■ | 1993-94          | 8  |
| ■ | 1994-95          | 14 |
| ■ | 1995-96          | 7  |
| ■ | 1996-97          | 6  |
| ■ | 1997-98          | 1  |
| ■ | 1998-99          | 7  |
| ■ | 1999-00          | 4  |
| ■ | 2000-01          | 5  |
| ■ | 2001-02          | 5  |
| ■ | 2002-03          | 13 |
| ■ | 2003-04          | 10 |
| ■ | 2004-05          | 9  |
| ■ | 2005-06          | 10 |
| ■ | 2006-07          | 9  |
| ■ | 2007-08          | 11 |
| ■ | 2008-09          | 7  |
| ■ | 2009-10          | 7  |
| ■ | 2010-11          | 8  |
| ■ | 2011-12          | 12 |
| ■ | 2012-13          | 11 |
| ■ | 2013-14          | 16 |
| ■ | 2014-15          | 20 |
| ■ | 2015-16          | 42 |
| ■ | 2016-17          | 42 |
| ■ | 2017-18          | 46 |
| ■ | 2018-19 (Fall)   | 41 |
| ■ | 2018-19 (Spring) | 38 |
| ■ | 2019-20 (Fall)   | 45 |
| ■ | 2019-20 (Spring) | 52 |
| ■ | 2020-21 (Fall)   | 43 |
| ■ | 2020-21 (Spring) | 51 |
| ■ | 2021-22 (Fall)   | 55 |
| ■ | 2021-22 (Spring) | 48 |
| ■ | 2022-23 (Fall)   | 62 |
| ■ | 2022-23 (Spring) | 63 |
| ■ | 2023-24 (Fall)   | 59 |
| ■ | 2023-24 (Spring) | 57 |

\* Criteria for this award has periodically changed over the years.

#### ACADEMIC ALL-AREA PERFORMERS OF THE YEAR

|   |               |         |
|---|---------------|---------|
| ■ | Brian Hulea   | 2005-06 |
| ■ | Matt Sherry   | 2007-08 |
| ■ | Osayi Osunde  | 2009-10 |
| ■ | Chris Whitney | 2010-11 |
| ■ | Forrest Rhyne | 2021-22 |

#### ACADEMIC ALL-AREA SELECTIONS

|   |                 |         |
|---|-----------------|---------|
| ■ | Brian Hulea     | 2005-06 |
| ■ | Adam James      | 2005-06 |
| ■ | Frank Jankowski | 2005-06 |

|   |               |         |
|---|---------------|---------|
| ■ | Allyn Bacchus | 2006-07 |
|---|---------------|---------|

|   |              |         |
|---|--------------|---------|
| ■ | Idriz Bauta  | 2007-08 |
| ■ | Osayi Osunde | 2007-08 |
| ■ | Matt Sherry  | 2007-08 |

|   |                |         |
|---|----------------|---------|
| ■ | Angelo Babbaro | 2008-09 |
| ■ | Idriz Bauta    | 2008-09 |
| ■ | Osayi Osunde   | 2008-09 |
| ■ | Chris Whitney  | 2008-09 |

|   |                |         |
|---|----------------|---------|
| ■ | Angelo Babbaro | 2009-10 |
| ■ | Osayi Osunde   | 2009-10 |
| ■ | Chris Whitney  | 2009-10 |

|   |                |         |
|---|----------------|---------|
| ■ | Angelo Babbaro | 2010-11 |
| ■ | Chris Whitney  | 2010-11 |

|   |             |         |
|---|-------------|---------|
| ■ | Josh Bucci  | 2011-12 |
| ■ | Craig James | 2011-12 |
| ■ | Nick Yako   | 2011-12 |

|   |            |         |
|---|------------|---------|
| ■ | Josh Bucci | 2012-13 |
| ■ | Bill Vogel | 2012-13 |

|   |                 |         |
|---|-----------------|---------|
| ■ | Don Cherry      | 2013-14 |
| ■ | Kevin Gulyas    | 2013-14 |
| ■ | Cameron McCurry | 2013-14 |
| ■ | Bill Vogel      | 2013-14 |

|   |                 |         |
|---|-----------------|---------|
| ■ | Don Cherry      | 2014-15 |
| ■ | Kevin Gulyas    | 2014-15 |
| ■ | Ross Hall       | 2014-15 |
| ■ | Cameron McCurry | 2014-15 |
| ■ | Jake Prus       | 2014-15 |

|   |                  |         |
|---|------------------|---------|
| ■ | Don Cherry       | 2015-16 |
| ■ | Kevin Gulyas     | 2015-16 |
| ■ | Tanoh Kpassagnon | 2015-16 |
| ■ | Jake Prus        | 2015-16 |

|   |                  |         |
|---|------------------|---------|
| ■ | Ryan Bell        | 2016-17 |
| ■ | Tanoh Kpassagnon | 2016-17 |
| ■ | Rob Rolle        | 2016-17 |

|   |               |         |
|---|---------------|---------|
| ■ | Matt Donoghue | 2017-18 |
| ■ | John Hinchin  | 2017-18 |
| ■ | Ricky Young   | 2017-18 |

|   |                |         |
|---|----------------|---------|
| ■ | Keeling Hunter | 2018-19 |
| ■ | Drew Kresge    | 2018-19 |
| ■ | Chucky Smith   | 2018-19 |
| ■ | Jeff Steeb     | 2018-19 |

|   |               |         |
|---|---------------|---------|
| ■ | Colin Gamroth | 2019-20 |
| ■ | Paul Grattan  | 2019-20 |
| ■ | Forrest Rhyne | 2019-20 |
| ■ | Chucky Smith  | 2019-20 |

|   |                  |         |
|---|------------------|---------|
| ■ | Cole Bunce       | 2021-22 |
| ■ | Justin Covington | 2021-22 |
| ■ | Malik Fisher     | 2021-22 |
| ■ | Colin Gamroth    | 2021-22 |
| ■ | Jaaron Hayek     | 2021-22 |
| ■ | Forrest Rhyne    | 2021-22 |

|   |               |         |
|---|---------------|---------|
| ■ | Michael Corbi | 2022-23 |
| ■ | Jaaron Hayek  | 2022-23 |

|   |                |         |
|---|----------------|---------|
| ■ | Brendan Bell   | 2023-24 |
| ■ | Michael Corbi  | 2023-24 |
| ■ | Ty Trinh       | 2023-24 |
| ■ | Connor Watkins | 2023-24 |



# VILLANOVA FOOTBALL GAME NOTES

## VILLANOVA HEAD COACH MARK FERRANTE



Mark Ferrante enters his eighth season as the Thomas and Diane Treacy Endowed Football Head Coach in 2024 and is in his 38th year overall with the Wildcats including his time as head coach and 30 years prior as an assistant coach from 1987-2016. He has been a part of 264 victories and all 15 of the program's FCS playoff appearances during his Villanova tenure. Entering the 2024 season Ferrante has a career head coaching record of 47-29 (.618) which includes 30 regular season CAA Football wins, two league titles and three playoff appearances.

Under Ferrante's watch, the Wildcats have won a share of the CAA Football title and earned the league's automatic bid to the Division I Football Championship in two of the

last three seasons. He guided Villanova to its latest conference championship and postseason berth in 2023 when the team went 10-3 and reached the quarterfinal round of the playoffs. The season included three wins over nationally-ranked opponents and the Wildcats clinched their CAA title and automatic playoff bid with a dominant 35-7 win at No. 7 Delaware in the final game of the regular season. Despite being picked to finish seventh in the CAA and not appearing in the pre-season national rankings, Villanova emerged from the year as conference champions and finished the 2023 campaign ranked No. 6 in the final Stats Perform poll of the season.

There was plenty of recognition to go around for a Villanova team which excelled in every facet of the game a year ago. For the third time in the past five seasons the Wildcats had at least 10 players selected to the CAA Football All-Conference teams, led by offensive lineman Michael Corbi and wide receiver Rayjuon Pringle on the first team. Villanova had a dozen all-conference honorees overall, with players on the second team to go along with three third team choices and two honorable mention selections. Corbi went on to be named an All-American by Stats Perform and Phil Steele, while Pringle (Phil Steele) and cornerback Isas Waxter (FCS Football Central) also earned All-America recognition.

In his first seven seasons as head coach, Ferrante has seen the Wildcats win five CAA Football major awards and earn a total of 52 all-conference accolades. Three players under Ferrante's watch - Corbi, cornerback Christian Benford and linebacker Forrest Rhyne - have earned All-America honors from Stats Perform and/or the American Football Coaches Association. Benford and Rhyne were first team All-Americans in 2021. Ferrante is himself one of the CAA Football major award winners after earning his first Coach of the Year honor in 2021.

Villanova had a breakthrough 2021 season which included a conference title and a top-eight seed in the FCS playoffs. In addition to being named the CAA Football Coach of the Year, Ferrante was the 2021 winner of the AFCA FCS Region 1 Coach of the Year award. That honor made him a finalist for National Coach of the Year consideration and earned him recognition at the AFCA national convention following the season. Ferrante guided the Wildcats to a 10-3 record in 2021 and Villanova won a share of the CAA Football title while reaching the playoffs for the second time in his head coaching tenure (2019, 2021).

Ferrante's 2021 squad was the first Wildcats team in seven years to finish the season ranked in the top-10 of both FCS national polls. Villanova came in at No. 8 in the final Stats Perform and AFCS FCS Top 25 rankings while tallying their seventh season in program history with 10 or more victories. The team hosted two playoff games and achieved success by playing - and beating - some of the top FCS teams in the nation. Villanova's 10-3 record was punctuated by four victories over Top 25 opponents, including No. 3 James Madison, No. 18 Rhode Island, No. 21 Richmond and No. 24 Holy Cross. Ferrante led the Wildcats to a 7-1 record against a challenging CAA Football schedule to mark the fifth season since 1988 in which the team had no more than one loss in conference play.

Villanova's league championship teams in 2021 and 2023 featured several players who had an opportunity to continue their football careers beyond the collegiate ranks. Following the 2023 season, running back Jalen Jackson and offensive lineman Nick Torres signed free agent contracts with the Jacksonville Jaguars and the Kansas City Chiefs, respectively. Three other players - running back TD Ayo-Durojaiye (Chicago Bears/Kansas City Chiefs), linebacker Danny Abraham (Seattle Seahawks) and wide receiver Jaaron Hayek (Kansas City Chiefs) - were invited to attend NFL rookie mini camps.

### FERRANTE YEAR BY YEAR

| AS HEAD COACH |           |        |            |
|---------------|-----------|--------|------------|
| Year          | School    | Record | Conference |
| 2017          | Villanova | 5-6    | 3-5        |
| 2018          | Villanova | 5-6    | 2-6        |
| 2019          | Villanova | 9-4    | 5-3        |
| 2020          | Villanova | 2-2    | 2-2        |
| 2021          | Villanova | 10-3   | 7-1        |
| 2022          | Villanova | 6-5    | 4-4        |
| 2023          | Villanova | 10-3   | 7-1        |
| 2024          | Villanova | 8-2    | 5-1        |
| Total         | 8 Seasons | 55-31  | 35-23      |

### AS ASSISTANT COACH

| Year | School       | Record | Postseason        |
|------|--------------|--------|-------------------|
| 1983 | St. Lawrence | 5-3-1  |                   |
| 1984 | Wagner       | 6-4    |                   |
| 1985 | Lafayette    | 6-5    |                   |
| 1986 | Lafayette    | 6-5    |                   |
| 1987 | Villanova    | 6-4    |                   |
| 1988 | Villanova    | 5-5-1  |                   |
| 1989 | Villanova    | 8-4    | FCS First Round   |
| 1990 | Villanova    | 6-5    |                   |
| 1991 | Villanova    | 10-2   | FCS First Round   |
| 1992 | Villanova    | 9-3    | FCS First Round   |
| 1993 | Villanova    | 3-8    |                   |
| 1994 | Villanova    | 5-6    |                   |
| 1995 | Villanova    | 3-8    |                   |
| 1996 | Villanova    | 8-4    | FCS First Round   |
| 1997 | Villanova    | 12-1   | FCS Quarterfinals |
| 1998 | Villanova    | 6-5    |                   |
| 1999 | Villanova    | 7-4    |                   |
| 2000 | Villanova    | 5-6    |                   |
| 2001 | Villanova    | 8-3    |                   |
| 2002 | Villanova    | 11-4   | FCS Semifinals    |
| 2003 | Villanova    | 7-4    |                   |
| 2004 | Villanova    | 6-5    |                   |
| 2005 | Villanova    | 4-7    |                   |
| 2006 | Villanova    | 6-5    |                   |
| 2007 | Villanova    | 7-4    |                   |
| 2008 | Villanova    | 10-3   | FCS Quarterfinals |
| 2009 | Villanova    | 14-1   | FCS Champions     |
| 2010 | Villanova    | 9-5    | FCS Semifinals    |
| 2011 | Villanova    | 2-9    |                   |
| 2012 | Villanova    | 8-4    | FCS First Round   |
| 2013 | Villanova    | 6-5    |                   |
| 2014 | Villanova    | 11-3   | FCS Quarterfinals |
| 2015 | Villanova    | 6-5    |                   |
| 2016 | Villanova    | 9-4    | FCS First Round   |

### FERRANTE RECORD BY OPPONENT

| Opponent               | Record | Last Meeting    |
|------------------------|--------|-----------------|
| Army West Point        | 0-1    | 2022 (L, 10-49) |
| Bucknell               | 3-0    | 2021 (W, 55-3)  |
| Colgate                | 3-0    | 2024 (W, 28-3)  |
| Delaware               | 6-1    | 2023 (W, 35-7)  |
| Elon                   | 2-1    | 2023 (W, 21-0)  |
| Hampton                | 2-0    | 2024 (W, 20-14) |
| Holy Cross             | 1-0    | 2021 (W, 21-16) |
| James Madison          | 1-3    | 2021 (W, 28-27) |
| Lafayette              | 1-0    | 2017 (W, 59-0)  |
| Lehigh                 | 6-0    | 2023 (W, 38-10) |
| LIU                    | 3-0    | 2024 (W, 24-10) |
| Maine                  | 4-2    | 2024 (L, 7-35)  |
| Maryland               | 0-1    | 2024 (L, 20-38) |
| Monmouth               | 0-1    | 2022 (L, 42-49) |
| New Hampshire          | 2-2    | 2024 (W, 14-6)  |
| North Carolina A&T     | 2-0    | 2024 (W, 31-3)  |
| Penn State             | 0-1    | 2021 (L, 17-38) |
| Rhode Island           | 2-2    | 2023 (W, 35-9)  |
| Richmond               | 3-2    | 2022 (L, 10-20) |
| South Dakota State     | 0-2    | 2023 (L, 12-23) |
| Southeastern Louisiana | 0-1    | 2019 (L, 44-45) |
| Stony Brook            | 4-2    | 2024 (W, 42-24) |
| Temple                 | 1-1    | 2018 (W, 19-17) |
| Towson                 | 4-2    | 2024 (W, 14-13) |
| UAlbany                | 2-2    | 2023 (L, 10-31) |
| UCF                    | 0-1    | 2023 (L, 14-48) |
| William & Mary         | 1-3    | 2022 (L, 12-45) |
| Youngstown State       | 2-0    | 2024 (W, 24-17) |

# VILLANOVA FOOTBALL GAME NOTES

## MARK FERRANTE / VILLANOVA COACHING STAFF

Ferrante coached 11 players on the 2021 team who had professional opportunities, led by Christian Benford who was a sixth round draft pick of the Buffalo Bills and has since gone on to have a successful NFL career in Buffalo. In addition, 2021 CAA Football Defensive Player of the Year and first team All-American Forrest Rhyne signed a free agent contract and played in the NFL with the Indianapolis Colts. Cornerback Denzel Williams signed a free agent contract with the Baltimore Ravens.

One of the theme's of Ferrante's head coaching tenure has been his ability to keep his teams largely intact throughout the COVID pandemic and the changing landscape of college sports. Villanova began the 2021 season with 75 out of 85 players returning from the previous Spring, while the members of the 2023 team had combined to play in more than 1,000 college football games even before the season started. Experience wins, and Nova Nation has taken notice. Villanova's average attendance for five regular season home games in 2021 was its highest mark since 2013 and represented a 23 percent increase from 2019 prior to the pandemic. The increased attendance included the Wildcats first home sellout crowd since 2015 during the 2021 Family Weekend game against Richmond.

Ferrante has continually stressed the importance of his student-athletes coming to Villanova for a complete collegiate experience which includes excellence in their academic pursuits. In his first seven years as head coach, the Wildcats have been the winner of the CAA Football Team Academic Excellence Award three times. The award is presented to the team with the highest GPA in the conference each academic year and Villanova has been a repeat winner of the honor for both the 2022-23 and 2023-24 academic years.

The football program has set and tied its highest overall NCAA Graduation Success Rate (GSR) with a mark of 96 percent in each of the past two years. The most recent NCAA GSR data was released in December 2023 and the Wildcats had the highest score among CAA Football teams in both the NCAA metric and the federal rate calculation (93 percent). Additionally, new NCAA Academic Progress Rate (APR) data was released in June 2024 and Villanova's multi-year score of 982 was tied for second among CAA schools.

While winning the CAA Football title in 2023, the Wildcats had 59 student-athletes selected to the CAA Football Commissioner's Academic Honor Roll during the Fall semester and another 56 honorees for the Spring 2024 grading period.

Three student-athletes during the academic year were recognized as High Honors with Distinction for having a perfect 4.0 semester GPA: Nathan Fondacaro achieved this distinction in the Fall, while Tim Brown and Jake Picard did the same in the Spring. Villanova has had more than 650 selections to the CAA Football Commissioner's Academic Honor Roll during Ferrante's head coaching tenure and has had more than 550 selections to the Athletic Director's Honor Roll which is announced each semester for student-athletes who post a GPA of 3.2 or higher during the grading period.

In addition to Benford being an NFL Draft pick and the aforementioned NFL free agent contracts signed by Jackson, Torres, Rhyne and Williams, six players signed free agent contracts earlier in Ferrante's head coaching tenure. The list includes offensive tackle Brandon Hitner (LA Rams); safety Rob Rolle (Miami Dolphins); offensive lineman Ethan Greenidge (New Orleans Saints); defensive back Trey Johnson (Pittsburgh Steelers); defensive back Malik Reaves (Kansas City Chiefs); and linebacker Ed Shockley (Dallas Cowboys).

Ferrante leads one of the nation's elite FCS programs after playing an instrumental role in the Wildcats rise to national prominence. He has been a part of the coaching staff for all 15 of Villanova's appearances in the FCS playoffs, including the 2009 national championship season and a 2010 semifinal appearance while serving as the Assistant Head Coach on Andy Talley's staff. Ferrante has been a part of Villanova teams that have won eight CAA titles, three Lambert Meadows Cups and three ECAC Team of the Year awards.

Ferrante's success during his years as an assistant coach were recognized by others outside the Villanova program. At the end of the 2015 season he was named the FCS Assistant Coach of the Year by the American Football Coaches Association (AFCA). This award was first presented in 1997 and was created to honor assistant coaches who excel in community service, commitment to student-athletes and on-field coaching success.


Ferrante was a standout collegiate performer in his own right prior to joining the football coaching ranks. He was the quarterback for Andy Talley at St. Lawrence where he was named the 1982 Division III Player of the Year to go along with first team All-East honors. Ferrante directed the offense for a St. Lawrence team that went 10-1 during the 1982 season and reached the national semifinals in the playoffs.



**Mark Ferrante**  
Head Coach



**Chris Boden**  
Offensive Coordinator  
Quarterbacks



**Ross Penny Packer**  
Defensive Coordinator  
Defensive Line



**Sean Devine**  
Offensive Run Game Coord.  
Offensive Line



**David Riede**  
Recruiting Coordinator  
Linebackers



**Nate Pagan**  
Wide Receivers




**Matt Colangelo**  
Special Teams Coord.  
Safeties




**Josh Fletcher**  
Running Backs



**Dustin Johnson**  
Cornerbacks



**Lachlan Kline**  
Offensive Assistant  
Tight Ends



**Ricky Venuto**  
Defensive Assistant



**TJ Landis**  
Coord. of Video Ops. &  
Administrative Services



**Tyler Waite**  
Athletic Trainer



**Mike Tucker**  
Strength & Conditioning



# VILLANOVA FOOTBALL GAME NOTES

## NUMERICAL ROSTER

| No. | Name              | Pos. | Cl.   | Ht.  | Wt. | Hometown                 | No. | Name                | Pos. | Cl.   | Ht.  | Wt. | Hometown                |
|-----|-------------------|------|-------|------|-----|--------------------------|-----|---------------------|------|-------|------|-----|-------------------------|
| 0   | Isas Waxter       | DB   | Gr.   | 6-2  | 215 | Newark, N.J.             | 41  | Garrett Rogan       | DB   | Jr.   | 6-3  | 200 | Mercer Island, Wash.    |
| 1   | Jon Wyatt         | DB   | So.   | 6-2  | 200 | Somerset, N.J.           | 42  | Timmy Furgeson      | LB   | Gr.   | 6-2  | 225 | Gaithersburg, Md.       |
| 2   | Eli Smith         | RB   | Jr.   | 6-0  | 215 | Houston, Texas           | 43  | Nino Betances       | DB   | Jr.   | 5-10 | 190 | Brooklyn, N.Y.          |
| 3   | Tanner Maddocks   | QB   | So.   | 6-1  | 210 | Reading, Pa.             | 44  | Richie Kimmel       | LB   | Sr.   | 6-1  | 235 | Holmes, Pa.             |
| 3   | Josh Oluremi      | DB   | So.   | 6-3  | 205 | Avenel, N.J.             | 45  | Ethan Gettman       | PK   | Gr.   | 6-4  | 205 | Daytona Beach, Fla.     |
| 4   | Jalen Goodman     | DB   | Gr.   | 6-0  | 205 | Narberth, Pa.            | 48  | Ralee Stephens      | WR   | Fr.   | 5-9  | 165 | Asbury, N.J.            |
| 4   | Connor Watkins    | QB   | Gr.   | 6-3  | 225 | Williamsport, Pa.        | 50  | AJ Koukou           | DL   | Fr.   | 6-1  | 275 | Havertown, Pa.          |
| 5   | Jaylan Sanchez    | WR   | Jr.   | 6-0  | 200 | North Bergen, N.J.       | 51  | Dale Law            | LB   | Jr.   | 6-1  | 225 | West Chester, Pa.       |
| 6   | Nate Hill         | WR   | So.   | 6-3  | 210 | Dallas, Texas            | 52  | Chandon Pierre      | DL   | Gr.   | 6-2  | 285 | Reno, Nev.              |
| 7   | Tyrell Mims       | DB   | Gr.   | 5-10 | 195 | Philadelphia, Pa.        | 54  | Thomas Colello      | LS   | Fr.   | 5-11 | 190 | North Caldwell, N.J.    |
| 8   | Michael Benincasa | QB   | So.   | 6-1  | 215 | Ardmore, Pa.             | 55  | Mike Kennedy        | DL   | So.   | 6-1  | 290 | Greenville, S.C.        |
| 8   | Kaleb Moody       | DB   | Gr.   | 5-10 | 205 | North Andover, Mass.     | 56  | Christian Caballero | LB   | R-Fr. | 6-2  | 225 | Niceville, Fla.         |
| 8   | James Mott        | QB   | Gr.   | 6-0  | 195 | Laguna Beach, Calif.     | 61  | Dan McManus         | OL   | Jr.   | 6-4  | 285 | Houston, Pa.            |
| 9   | Antonio Johnson   | TE   | Jr.   | 6-4  | 250 | Fort Lauderdale, Fla.    | 62  | RJ Reyes            | OL   | R-Fr. | 6-5  | 295 | Weston, Fla.            |
| 9   | Ty Trinh          | DB   | Gr.   | 6-0  | 205 | Owings Mills, Md.        | 63  | Quin Whalen         | OL   | Jr.   | 6-4  | 290 | Chalfont, Pa.           |
| 10  | JR Strauss        | LB   | So.   | 6-3  | 225 | Reading, Pa.             | 65  | Ian Erickson        | OL   | Jr.   | 6-6  | 315 | Atlanta, Ga.            |
| 11  | Jordan Nelson     | LB   | Sr.   | 6-2  | 230 | Palmerton, Pa.           | 66  | Tyler Langin        | DL   | So.   | 6-3  | 270 | Houston, Texas          |
| 12  | Colin Kennedy     | LB   | Jr.   | 6-2  | 225 | Fair Haven, N.J.         | 67  | Kyle Fay            | OL   | R-Fr. | 6-6  | 300 | Cranford, N.J.          |
| 13  | Ethan Carr        | WR   | Jr.   | 6-2  | 205 | Harrison City, Pa.       | 69  | Jake Picard         | OL   | Sr.   | 6-4  | 310 | Hope, R.I.              |
| 14  | Dylan Mills       | QB   | Fr.   | 6-2  | 210 | Dana Point, Calif.       | 70  | Dhamir Wesley       | OL   | Fr.   | 6-5  | 280 | Millersville, Pa.       |
| 14  | Robert Russo      | QB   | So.   | 6-3  | 225 | Millsboro, Del.          | 73  | Gilbert Deglau      | OL   | Gr.   | 6-5  | 295 | Richmond, Va.           |
| 15  | Kenyon Miles      | WR   | So.   | 6-2  | 195 | Huntington Station, N.Y. | 74  | Temi Ajitrotutu     | OL   | Gr.   | 6-5  | 320 | Queens, N.Y.            |
| 16  | Lucas Kopecky     | WR   | Gr.   | 6-3  | 200 | Rocky Hill, N.J.         | 75  | Stephane Voltaire   | OL   | Jr.   | 6-5  | 320 | Randolph, Mass.         |
| 16  | Jack Ryder        | QB   | Jr.   | 6-2  | 205 | Media, Pa.               | 76  | Chris McCullers     | OL   | R-Fr. | 6-3  | 315 | Round Hill, Va.         |
| 17  | Irene Ngabonziza  | WR   | Jr.   | 5-9  | 190 | Fort Worth, Texas        | 78  | Tommy Broderick     | OL   | R-Fr. | 6-5  | 305 | Alpharetta, Ga.         |
| 18  | Julian Glantz     | RB   | Jr.   | 6-1  | 220 | Scarsdale, N.Y.          | 79  | Ryan Cregan         | OL   | Fr.   | 6-6  | 290 | Morristown, N.J.        |
| 19  | Chris Dobrydney   | WR   | Jr.   | 5-10 | 185 | Fairfax, Va.             | 80  | Chris Colby         | WR   | Fr.   | 6-3  | 210 | Rowley, Mass.           |
| 20  | Isaiah Ragland    | RB   | R-Fr. | 5-9  | 215 | Alexandria, Va.          | 81  | Brandon Binkowski   | WR   | Fr.   | 6-3  | 205 | Haymarket, Va.          |
| 21  | Jayvont Williams  | DB   | R-Fr. | 6-1  | 200 | Fort Worth, Texas        | 82  | Ryan Kennedy        | WR   | So.   | 5-11 | 195 | Cleveland Heights, Ohio |
| 22  | Devin Smith       | WR   | Gr.   | 5-10 | 185 | Durham, N.C.             | 83  | Luke Daly           | WR   | Jr.   | 6-1  | 195 | Rye, N.Y.               |
| 23  | Jamie Tyson       | DB   | Fr.   | 6-2  | 185 | Somers Point, N.J.       | 84  | Daniel Lopes        | WR   | Jr.   | 6-2  | 200 | Cheshire, Conn.         |
| 24  | David Avit        | RB   | Fr.   | 6-0  | 220 | Potomac, Md.             | 85  | Nolan Clayton       | TE   | R-Fr. | 6-5  | 245 | King of Prussia, Pa.    |
| 25  | Christian Sapp    | DB   | Jr.   | 6-0  | 195 | East Stroudsburg, Pa.    | 86  | Sean Brodnik        | TE   | Fr.   | 6-3  | 220 | Ardmore, Pa.            |
| 26  | Isaiah Wright     | RB   | Jr.   | 5-8  | 205 | Douglassville, Pa.       | 87  | Ryan Sorge          | WR   | So.   | 6-3  | 210 | Warrington, Pa.         |
| 27  | Anthony Hawkins   | DB   | Fr.   | 6-3  | 190 | Arnold, Md.              | 88  | Carmen Ostroski     | TE   | Gr.   | 6-4  | 230 | Blue Bell, Pa.          |
| 28  | Brendan Bell      | LB   | Gr.   | 6-2  | 230 | Basking Ridge, N.J.      | 89  | James Welde         | TE   | Sr.   | 6-4  | 250 | Havertown, Pa.          |
| 30  | Ja'briel Mace     | RB   | R-Fr. | 5-9  | 180 | Somers Point, N.J.       | 90  | Sebastian Smith     | PK   | Jr.   | 5-10 | 195 | Bellingham, Wash.       |
| 31  | Shane Hartzell    | LB   | Jr.   | 6-0  | 230 | Perkasie, Pa.            | 91  | Ayden Howard        | DL   | Sr.   | 6-2  | 295 | McKinney, Texas         |
| 32  | Omari Bursey      | LB   | Fr.   | 6-0  | 220 | Broomfield, Colo.        | 92  | Nigel McSween       | DL   | R-Fr. | 6-4  | 255 | Newark, N.J.            |
| 33  | Turner Inge       | LB   | So.   | 6-1  | 220 | Williamstown, N.J.       | 93  | Capri Martin        | DL   | So.   | 6-2  | 260 | Harlem, N.Y.            |
| 34  | Ethan Potter      | DB   | Gr.   | 5-11 | 205 | Chesapeake City, Md.     | 94  | Ivan Murray         | DL   | R-Fr. | 6-3  | 290 | Paulsboro, N.J.         |
| 35  | Langston White    | LB   | Fr.   | 6-2  | 210 | Bristow, Va.             | 96  | Ugo Nwotite         | DL   | Fr.   | 6-5  | 215 | Linwood, N.J.           |
| 36  | Damill Bostic     | CB   | Fr.   | 6-0  | 175 | Hyattsville, Md.         | 97  | Daniel Mueller      | P    | So.   | 5-10 | 190 | Ephrata, Pa.            |
| 37  | Zahmir Dawud      | DB   | R-Fr. | 6-0  | 185 | North Brunswick, N.J.    | 97  | Chuck Smith         | DL   | Gr.   | 6-3  | 280 | Suwanee, Ga.            |
| 38  | Newton Essiem     | DB   | Fr.   | 5-11 | 175 | Frederick, Md.           | 98  | Obinna Nwobodo      | DL   | Sr.   | 6-3  | 295 | Wilmington, Del.        |
| 39  | Luke Myers        | PK   | Fr.   | 5-10 | 165 | Breinigsville, Pa.       | 99  | Ratu Delano Navoti  | DL   | Fr.   | 6-3  | 265 | Brooklyn, N.Y.          |
| 40  | Jason Hall        | LB   | R-Fr. | 6-2  | 225 | Fall River, Mass.        |     |                     |      |       |      |     |                         |

## PRONUNCIATION GUIDE

|    |                  |                          |    |                    |                             |
|----|------------------|--------------------------|----|--------------------|-----------------------------|
| 0  | Isas Waxter      | ice-iss (goes by ice)    | 52 | Chandon Pierre     | CHAN-don                    |
| 5  | Jaylan Sanchez   | jalen                    | 69 | Jake Picard        | pa-card                     |
| 9  | Ty Trinh         | trinn                    | 73 | Gilbert Deglau     | del-lau (rhymes with wow)   |
| 12 | Tanner Maddocks  | mad-ocks                 | 74 | Temi Ajitrotutu    | tem-ee ah-joro-too-too      |
| 16 | Lucas Kopecky    | ko-peck-ee               | 75 | Stephane Voltaire  | ste-fon vole-tare           |
| 17 | Irene Ngabonziza | i-ruh-nay gob-on-zee-zuh | 79 | Ryan Cregan        | cree-ginn                   |
| 19 | Chris Dobrydney  | da-brid-nee              | 83 | Luke Daly          | daily                       |
| 24 | David Avit       | Av-it                    | 87 | Ryan Sorge         | sorj (rhymes with George)   |
| 30 | Ja'briel Mace    | ja-breel                 | 89 | James Welde        | well-D                      |
| 32 | Omari Bursey     | bur-see                  | 93 | Capri Martin       | ka-pree                     |
| 37 | Zahmir Dawud     | da-wood                  | 96 | Ugo Nwotite        | ooh-go wo-tee-tay           |
| 48 | Ralee Stephens   | rally                    | 98 | Obinna Nwobodo     | o-binn-uh wa-BO-doe         |
| 50 | AJ Koukou        | koo-koo                  | 99 | Ratu Delano Navoti | rah-too de-lon-oh na-va-tee |



# VILLANOVA FOOTBALL GAME NOTES

## OFFENSIVE DEPTH CHART

| Pos. | No. | Name              | Cl.   | Ht.  | Wt. | Hometown             | Pronunciation             |
|------|-----|-------------------|-------|------|-----|----------------------|---------------------------|
| QB   | 4   | Connor Watkins    | 6th   | 6-3  | 225 | Williamsport, Pa.    |                           |
|      | 3   | Tanner Maddocks   | So.   | 6-1  | 210 | Reading, Pa.         | mad-ocks                  |
| RB   | 20  | Isaiah Ragland    | R-Fr. | 5-9  | 215 | Alexandria, Va.      |                           |
|      | 24  | David Avit        | Fr.   | 6-0  | 220 | Potomac, Md.         | Av-it                     |
| WR   | 22  | Devin Smith       | 5th   | 5-10 | 185 | Durham, N.C.         |                           |
|      | 84  | Daniel Lopes      | Jr.   | 6-2  | 200 | Cheshire, Conn.      |                           |
| WR   | 16  | Lucas Kopecky     | Gr.   | 6-3  | 200 | Rocky Hill, N.J.     | ko-peck-ee                |
|      | 83  | Luke Daly         | Jr.   | 6-1  | 195 | Rye, N.Y.            | daily                     |
| WR   | 5   | Jaylan Sanchez    | Jr.   | 6-0  | 200 | North Bergen, N.J.   | jalen                     |
|      | 80  | Chris Colby       | Fr.   | 6-3  | 210 | Rowley, Mass.        |                           |
| TE   | 85  | Nolan Clayton     | R-Fr. | 6-5  | 245 | King of Prussia, Pa. |                           |
|      | 89  | James Welde       | Sr.   | 6-4  | 250 | Havertown, Pa.       |                           |
| RT   | 79  | Ryan Cregan       | Fr.   | 6-6  | 290 | Morristown, N.J.     | cree-ginn                 |
|      | 67  | Kyle Fay          | R-Fr. | 6-6  | 300 | Cranford, N.J.       |                           |
| LT   | 75  | Stephane Voltaire | Jr.   | 6-5  | 320 | Marion, Mass.        | ste-fon vole-tare         |
|      | 67  | Kyle Fay          | R-Fr. | 6-6  | 300 | Cranford, N.J.       |                           |
| C    | 69  | Jake Picard       | Sr.   | 6-4  | 310 | Hope, R.I.           | pa-card                   |
|      | 73  | Gilbert Deglau    | 5th   | 6-5  | 295 | Richmond, Va.        | deg-lau (rhymes with wow) |
| RG   | 76  | Chris McCullers   | R-Fr. | 6-3  | 315 | Round Hill, Va.      |                           |
|      | 73  | Gilbert Deglau    | 5th   | 6-5  | 295 | Richmond, Va.        | deg-lau (rhymes with wow) |
| LG   | 78  | Tommy Broderick   | R-Fr. | 6-5  | 305 | Alpharetta, Ga.      |                           |
|      | 73  | Gilbert Deglau    | 5th   | 6-5  | 295 | Richmond, Va.        | deg-lau (rhymes with wow) |

## DEFENSIVE DEPTH CHART

| Pos. | No. | Name             | Elig. | Ht.  | Wt. | Hometown              | Pronunciation         |
|------|-----|------------------|-------|------|-----|-----------------------|-----------------------|
| DE   | 91  | Ayden Howard     | Sr.   | 6-2  | 295 | McKinney, Texas       |                       |
|      | 92  | Nigel McSween    | R-Fr. | 6-4  | 255 | Newark, N.J.          |                       |
| DT   | 98  | Obinna Nwobodo   | Sr.   | 6-3  | 295 | Wilmington, Del.      | o-binn-uh / wa-BO-doe |
|      | 52  | Chandon Pierre   | 6th   | 6-2  | 285 | Reno, Nev.            | CHAN-don              |
| DE   | 93  | Capri Martin     | So.   | 6-2  | 260 | Harlem, N.Y.          | ka-pree               |
|      | 97  | Chuck Smith      | 5th   | 6-3  | 280 | Suwanee, Ga.          |                       |
| LB   | 31  | Shane Hartzell   | Jr.   | 6-0  | 230 | Perkasie, Pa.         |                       |
|      | 33  | Turner Inge      | So.   | 6-1  | 220 | Williamstown, N.J.    |                       |
| LB   | 44  | Richie Kimmel    | Sr.   | 6-1  | 235 | Holmes, Pa.           |                       |
|      | 10  | JR Strauss       | So.   | 6-3  | 225 | Reading, Pa.          |                       |
| LB   | 28  | Brendan Bell     | 5th   | 6-2  | 230 | Basking Ridge, N.J.   |                       |
|      | 11  | Jordan Nelson    | Sr.   | 6-2  | 230 | Palmerton, Pa.        |                       |
| CB   | 7   | Tyrell Mims      | 5th   | 5-10 | 195 | Philadelphia, Pa.     |                       |
|      | 37  | Zahmir Dawud     | R-Fr. | 6-0  | 185 | North Brunswick, N.J. | da-woood              |
| CB   | 0   | Isas Waxter      | 5th   | 6-2  | 215 | Newark, N.J.          | ice-iss (goes by ice) |
|      | 38  | Newton Essiem    | Fr.   | 5-11 | 175 | Frederick, Md.        |                       |
| FS   | 4   | Jalen Goodman    | 6th   | 6-0  | 205 | Narberth, Pa.         |                       |
|      | 8   | Kaleb Moody      | 5th   | 5-10 | 205 | North Andover, Mass.  |                       |
| WS   | 34  | Ethan Potter     | 5th   | 5-11 | 205 | Chesapeake City, Md.  |                       |
|      | 25  | Christian Sapp   | Jr.   | 6-0  | 195 | East Stroudsburg, Pa. |                       |
| SS   | 9   | Ty Trinh         | 5th   | 6-0  | 205 | Owings Mills, Md.     | trinn                 |
|      | 21  | Jayvont Williams | R-Fr. | 6-1  | 200 | Fort Worth, Texas     |                       |

## SPECIAL TEAMS DEPTH CHART

|    |    |                 |     |      |     |                      |          |
|----|----|-----------------|-----|------|-----|----------------------|----------|
| PK | 45 | Ethan Gettman   | 5th | 6-4  | 205 | Daytona Beach, Fla.  |          |
|    | 39 | Luke Myers      | Fr. | 5-10 | 165 | Breinigsville, Pa.   |          |
| KO | 45 | Ethan Gettman   | 5th | 6-4  | 205 | Daytona Beach, Fla.  |          |
|    | 45 | Ethan Gettman   | 5th | 6-4  | 205 | Daytona Beach, Fla.  |          |
| P  | 97 | Daniel Mueller  | So. | 5-10 | 190 | Ephrata, Pa.         |          |
| H  | 16 | Jack Ryder      | Jr. | 6-2  | 205 | Media, Pa.           |          |
| LS | 42 | Timmy Furgeson  | Gr. | 6-2  | 225 | Gaithersburg, Md.    |          |
|    | 54 | Thomas Colello  | Fr. | 5-11 | 190 | North Caldwell, N.J. |          |
| KR | 30 | Ja'briel Mace   | So. | 5-9  | 180 | Somers Point, N.J.   | ja-breel |
|    | 34 | Ethan Potter    | 5th | 5-11 | 205 | Chesapeake City, Md. |          |
| PR | 3  | Tanner Maddocks | So. | 6-1  | 210 | Reading, Pa.         | mad-ocks |
|    | 22 | Devin Smith     | 5th | 5-10 | 185 | Durham, N.C.         |          |

## CAREER PARTICIPATION

| #  | Name                    | GP-GS |
|----|-------------------------|-------|
| 0  | Isas Waxter, DB         | 43-26 |
| 1  | Jon Wyatt, DB           | 15-1  |
| 2  | Eli Smith, RB           | 11-0  |
| 3  | Tanner Maddocks, QB     | 12-0  |
| 3  | Josh Oluremi, DB        | 11-0  |
| 4  | Connor Watkins, QB      | 45-34 |
| 4  | Jalen Goodman, DB       | 51-46 |
| 5  | Jaylan Sanchez, WR      | 33-26 |
| 6  | Nate Hill, WR           | 11-0  |
| 7  | Tyrell Mims, DB         | 48-19 |
| 8  | James Mott, QB          | 3-0   |
| 8  | Michael Benincasa, QB   | 2-0   |
| 8  | Kaleb Moody, DB         | 32-10 |
| 9  | Ty Trinh, DB            | 49-41 |
| 9  | Antonio Johnson, TE     | 20-9  |
| 10 | JR Strauss, LB          | 24-0  |
| 11 | Jordan Nelson, LB       | 33-0  |
| 12 | Colin Kennedy, LB       | 11-0  |
| 13 | Ethan Carr, WR          | 2-0   |
| 14 | Robert Russo, QB        | 0-0   |
| 14 | Dylan Mills, QB         | 0-0   |
| 15 | Kenyon Miles, WR        | 16-7  |
| 16 | Jack Ryder, QB          | 10-0  |
| 16 | Lucas Kopecky, WR       | 7-3   |
| 17 | Irene Ngabonziza, WR    | 2-0   |
| 18 | Julian Glantz, RB       | 20-0  |
| 19 | Chris Dobrydney, WR     | 11-0  |
| 20 | Isaiah Ragland, RB      | 12-5  |
| 21 | Jayvont Williams, DB    | 11-0  |
| 22 | Devin Smith, WR         | 43-35 |
| 23 | Jamie Tyson, DB         | 3-0   |
| 24 | David Avit, RB          | 10-3  |
| 25 | Christian Sapp          | 30-5  |
| 26 | Isaiah Wright, RB       | 13-0  |
| 27 | Anthony Hawkins, DB     | 2-0   |
| 28 | Brendan Bell, LB        | 47-31 |
| 30 | Ja'briel Mace, RB       | 13-2  |
| 31 | Shane Hartzell, LB      | 37-33 |
| 32 | Omari Bursey, LB        | 3-0   |
| 33 | Turner Inge, LB         | 23-2  |
| 34 | Ethan Potter, DB        | 49-26 |
| 35 | Langston White, LB      | 0-0   |
| 36 | Damill Bostic, CB       | 2-0   |
| 37 | Zahmir Dawud, DB        | 13-2  |
| 38 | Newton Essiem, DB       | 9-0   |
| 39 | Luke Myers, PK          | 0-0   |
| 40 | Jason Hall, LB          | 14-0  |
| 41 | Garrett Rogan, DB       | 10-0  |
| 42 | Timmy Furgeson, LB      | 43-4  |
| 43 | Nino Betances, DB       | 0-0   |
| 44 | Richie Kimmel, LB       | 35-9  |
| 45 | Ethan Gettman, PK       | 44-0  |
| 48 | Ralee Stephens, WR      | 0-0   |
| 50 | AJ Koukou, DL           | 0-0   |
| 51 | Dale Law, LB            | 2-0   |
| 52 | Chandon Pierre, DL      | 40-5  |
| 54 | Thomas Colello, LS      | 0-0   |
| 55 | Mike Kennedy, DL        | 15-0  |
| 56 | Christian Caballero, LB | 10-0  |
| 61 | Dan McManus, OL         | 6-0   |
| 62 | RJ Reyes, OL            | 0-0   |
| 63 | Quin Whalen, OL         | 14-0  |
| 65 | Ian Erickson, OL        | 20-0  |
| 66 | Tyler Langin, DL        | 3-0   |
| 67 | Kyle Fay, OL            | 12-7  |
| 69 | Jake Picard, OL         | 36-30 |
| 70 | Dhamir Wesley, OL       | 1-0   |
| 73 | Gilbert Deglau, OL      | 33-22 |
| 74 | Temi Ajirotutu, OL      | 37-31 |
| 75 | Stephane Voltaire, OL   | 34-26 |
| 76 | Chris McCullers, OL     | 14-10 |
| 78 | Tommy Broderick, OL     | 11-6  |
| 79 | Ryan Cregan, OL         | 6-3   |
| 80 | Chris Colby, WR         | 7-0   |
| 81 | Brandon Binkowski, WR   | 0-0   |
| 82 | Ryan Kennedy, WR        | 0-0   |
| 83 | Luke Daly, WR           | 22-0  |
| 84 | Daniel Lopes, WR        | 29-6  |
| 85 | Nolan Clayton, TE       | 10-7  |
| 86 | Sean Brodnik, TE        | 0-0   |
| 87 | Ryan Sorge, WR          | 0-0   |
| 88 | Carmen Ostroski, TE     | 1-0   |
| 89 | James Welde, TE         | 23-0  |
| 90 | Sebastian Smith, K      | 0-0   |
| 91 | Ayden Howard, DL        | 36-6  |
| 92 | Nigel McSween, DL       | 11-0  |
| 93 | Capri Martin, DL        | 21-10 |
| 94 | Ivan Murray, DL         | 7-0   |
| 96 | Ugo Nwotite, DL         | 3-0   |
| 97 | Chuck Smith, DL         | 43-31 |
| 97 | Daniel Mueller, P       | 1-0   |
| 98 | Obinna Nwobodo, DL      | 26-10 |
| 99 | Ratu Delano Navoti, DL  | 0-0   |

# VILLANOVA FOOTBALL GAME NOTES

## MONMOUTH OFFENSE

| Pos. | No.    | Name                   | Cl.  | Ht.  | Wt. |
|------|--------|------------------------|------|------|-----|
| QB   | 12     | Derek Robertson        | Sr.  | 6-2  | 200 |
|      | 10     | Frankie Savino         | Sr.  | 6-1  | 205 |
| RB   | 18     | Sone Ntoh              | Gr.  | 5-11 | 235 |
|      | 20     | Rodney Nelson          | So.  | 5-8  | 195 |
|      | (or) 6 | Makhi Green            | Jr.  | 5-9  | 170 |
| WR   | 14     | Josh Derry             | So.  | 5-9  | 175 |
|      | 1      | TJ Speight             | Sr.  | 5-11 | 170 |
| WR   | 2      | Gavin Nelson           | Jr.  | 6-0  | 180 |
|      | 15     | Will Silverman         | Sr.  | 6-1  | 190 |
| WR   | 17     | Tra Neal               | So.  | 6-0  | 170 |
|      | 9      | Maxwell James          | Jr.  | 6-3  | 200 |
| TE   | 86     | Jack Neri              | 5Sr. | 6-3  | 245 |
|      | 88     | Marcus Middleton       | So.  | 6-3  | 225 |
| LT   | 60     | David Dutra            | Sr.  | 6-4  | 280 |
|      | 73     | Matt Fries             | So.  | 6-5  | 275 |
| LG   | 64     | Chris Moreno           | So.  | 6-1  | 300 |
|      | 77     | Dreden Filoteo Chatman | Jr.  | 6-5  | 320 |
| C    | 79     | TJ Lewis               | Sr.  | 6-1  | 285 |
|      | 78     | Logan Bednar           | Gr.  | 6-3  | 310 |
| RG   | 72     | Shalik Hubbard         | Jr.  | 6-4  | 325 |
|      | 74     | Michael Petito         | So.  | 6-2  | 275 |
| RT   | 62     | JT Cornelius           | 5Sr. | 6-6  | 290 |
|      | 69     | Josh Duran             | So.  | 6-6  | 275 |

## MONMOUTH DEFENSE

| Pos. | No. | Name               | Cl.  | Ht.  | Wt. |
|------|-----|--------------------|------|------|-----|
| DE   | 89  | Miles Mitchell     | Jr.  | 6-4  | 250 |
|      | 93  | Joel Parker        | Gr.  | 6-0  | 250 |
| DT   | 94  | Isaiah Rogers      | Sr.  | 6-2  | 300 |
|      | 99  | Joe Loiseau        | Gr.  | 6-3  | 285 |
| DT   | 45  | Chris King         | Jr.  | 6-3  | 290 |
|      | 90  | Brendan Bigos      | Jr.  | 6-4  | 280 |
| DE   | 95  | Justin O'Bannon    | 5Sr. | 6-5  | 250 |
|      | 42  | Tyler Alston       | Gr.  | 6-2  | 245 |
| LB   | 55  | Ryan Moran         | Gr.  | 5-10 | 225 |
|      | 4   | Remi Johnson       | Sr.  | 6-2  | 235 |
| LB   | 5   | Charlie Sasso      | Jr.  | 6-0  | 230 |
|      | 40  | Damir McCrary      | Jr.  | 6-0  | 220 |
| LB   | 35  | Sam Korpai         | Jr.  | 6-1  | 200 |
|      | 32  | Willy Love         | Fr.  | 6-3  | 205 |
| CB   | 31  | Dana Johnson Jr.   | So.  | 6-3  | 190 |
|      | 23  | Israel Clark-White | So.  | 6-0  | 155 |
| S    | 8   | Deuce Lee          | So.  | 5-11 | 185 |
|      | 30  | Jaeden Jones       | Fr.  | 6-0  | 190 |
| S    | 3   | Justin Bennin      | Sr.  | 6-2  | 210 |
|      | 22  | Ayden Martin       | So.  | 5-10 | 180 |
| CB   | 16  | K-Shawn Schulters  | Gr.  | 6-2  | 180 |
|      | 21  | Emmanuel Lane      | So.  | 6-2  | 180 |

## MONMOUTH SPECIALISTS

| Pos. | No. | Name                   | Cl. | Ht.  | Wt. |
|------|-----|------------------------|-----|------|-----|
| PK   | 51  | Michael Calton Jr.     | So. | 6-3  | 190 |
|      | 48  | Vincenzo Rea           | Sr. | 6-4  | 220 |
| KO   | 48  | Vincenzo Rea           | Sr. | 6-4  | 220 |
|      | 51  | Michael Calton Jr.     | So. | 6-3  | 190 |
| LS   | 27  | Justin Nyers           | Sr. | 6-0  | 215 |
|      | 57  | Payton Wieczerszak     | Fr. | 6-1  | 245 |
| H    | 10  | Frankie Savino         | Sr. | 6-1  | 205 |
|      | 46  | Luke Schabel           | Jr. | 6-1  | 190 |
| P    | 46  | Luke Schabel           | Jr. | 6-1  | 190 |
|      | 49  | Frankie Passantino III | Sr. | 6-3  | 200 |
| KR   | 1   | TJ Speight             | Sr. | 5-11 | 170 |
|      | 6   | Makhi Green            | Jr. | 5-9  | 170 |
| PR   | 6   | Makhi Green            | Jr. | 5-9  | 170 |
|      | 14  | Josh Derry             | So. | 5-9  | 175 |

## MONMOUTH COACHING STAFF

|                           |                                 |
|---------------------------|---------------------------------|
| <b>Kevin Callahan</b>     | <b>Sam Dorsett</b>              |
| Head Coach                | Running Backs Coach             |
| <b>Jeff Gallo</b>         | <b>Bishop Neal</b>              |
| Associate Head Coach      | Defensive Backs Coach           |
| Offensive Coordinator     | <b>Chris Raitano</b>            |
| Tight Ends Coach          | Linebackers Coach               |
| <b>Lewis Walker</b>       | <b>James Groce</b>              |
| Defensive Coordinator     | Defensive Line Coach            |
| <b>Brian Gabriel</b>      | <b>Christian Runza</b>          |
| Run Game Coordinator      | Defensive Assistant Coach       |
| Offensive Line Coach      | <b>Dennis Long</b>              |
| <b>Jimmy Robertson</b>    | Special Teams Coordinator       |
| Pass Game Coordinator     | <b>Brandon Coyle</b>            |
| Quarterbacks Coach        | Offensive Quality Control Coach |
| <b>Kevin Callahan Jr.</b> |                                 |
| Wide Receivers Coach      |                                 |
| Recruiting Coordinator    |                                 |

# VILLANOVA FOOTBALL GAME NOTES

## 2024 OPPONENTS AT A GLANCE (48-59 OVERALL, 20-20 CAA FOOTBALL)

### YOUNGSTOWN ST. (3-8, 2-5 MVFC)

| Date  | Opponent                | Result   |
|-------|-------------------------|----------|
| 8.29  | @ Villanova             | L, 17-24 |
| 9.7   | Valparaiso              | W, 59-25 |
| 9.14  | Duquesne                | L, 25-28 |
| 9.21  | @ Pittsburgh            | L, 17-73 |
| 9.28  | @ Missouri State (*)    | L, 31-38 |
| 10.5  | Indiana State (*)       | W, 21-14 |
| 10.12 | @ South Dakota St. (*)  | L, 13-63 |
| 10.19 | South Dakota (*)        | L, 17-27 |
| 10.26 | North Dakota (*)        | W, 41-40 |
| 11.2  | @ Illinois State (*)    | L, 16-23 |
| 11.9  | @ Southern Illinois (*) | L, 33-37 |
| 11.16 | Northern Iowa (*)       |          |

### COLGATE (2-8, 1-3 Patriot)

| Date  | Opponent       | Result   |
|-------|----------------|----------|
| 8.30  | @ Maine        | L, 14-17 |
| 9.7   | vs. Villanova  | L, 3-28  |
| 9.14  | @ Akron        | L, 20-31 |
| 9.21  | Cornell        | W, 41-24 |
| 9.28  | @ Penn         | L, 17-27 |
| 10.5  | Holy Cross (*) | L, 7-38  |
| 10.19 | Georgetown (*) | W, 38-28 |
| 10.26 | @ Merrimack    | L, 17-51 |
| 11.2  | @ Fordham (*)  | L, 14-20 |
| 11.9  | Lafayette (*)  | L, 20-21 |
| 11.16 | @ Lehigh (*)   |          |
| 11.23 | @ Bucknell (*) |          |

### TOWSON (5-5, 3-3 CAA)

| Date  | Opponent             | Result   |
|-------|----------------------|----------|
| 8.31  | @ Cincinnati         | L, 20-38 |
| 9.7   | Morgan State         | W, 14-9  |
| 9.14  | @ Villanova (*)      | L, 13-14 |
| 9.21  | @ North Dakota State | L, 24-41 |
| 10.5  | William & Mary (*)   | W, 34-27 |
| 10.12 | @ Norfolk State      | W, 28-23 |
| 10.19 | Stony Brook (*)      | L, 24-52 |
| 10.26 | @ Monmouth (*)       | W, 26-14 |
| 11.2  | @ Richmond (*)       | L, 24-35 |
| 10.9  | Hampton (*)          | W, 27-10 |
| 11.16 | N.C. A&T (*)         |          |
| 11.23 | @ Campbell (*)       |          |

### MARYLAND (4-5, 1-5 BIG TEN)

| Date  | Opponent           | Result   |
|-------|--------------------|----------|
| 8.31  | Connecticut        | W, 50-7  |
| 9.7   | Michigan State (*) | L, 24-27 |
| 9.14  | @ Virginia         | W, 27-13 |
| 9.21  | Villanova          | W, 38-20 |
| 9.28  | @ Indiana (*)      | L, 28-42 |
| 10.11 | Northwestern (*)   | L, 10-37 |
| 10.19 | USC (*)            | W, 29-28 |
| 10.26 | @ Minnesota (*)    | L, 23-48 |
| 11.9  | @ Oregon (*)       | L, 18-39 |
| 11.16 | Rutgers (*)        |          |
| 11.23 | Iowa (*)           |          |
| 11.30 | @ Penn State (*)   |          |

### LIU (3-7, 2-2 NORTHEAST)

| Date  | Opponent                | Result   |
|-------|-------------------------|----------|
| 8.31  | @ UAlbany               | L, 21-27 |
| 9.7   | @ TCU                   | L, 0-45  |
| 9.14  | Lehigh                  | L, 17-20 |
| 9.21  | Rhode Island            | L, 21-28 |
| 9.28  | @ Villanova             | L, 10-24 |
| 10.5  | @ Duquesne (*)          | L, 21-47 |
| 10.12 | Stonehill (*)           | W, 31-7  |
| 10.19 | @ Robert Morris (*)     | L, 31-45 |
| 10.26 | @ Central Conn. St. (*) | W, 24-21 |
| 11.9  | @ Sacred Heart          | W, 28-7  |
| 11.16 | Saint Francis (*)       |          |
| 11.23 | @ Wagner (*)            |          |

### STONY BROOK (8-2, 5-1 CAA)

| Date  | Opponent            | Result   |
|-------|---------------------|----------|
| 8.31  | @ Marshall          | L, 3-45  |
| 9.7   | Stonehill           | W, 37-10 |
| 9.14  | @ Fordham           | W, 27-21 |
| 9.21  | @ Campbell (*)      | W, 24-17 |
| 9.28  | Morgan State        | W, 22-3  |
| 10.5  | Villanova (*)       | L, 24-42 |
| 10.19 | @ Towson (*)        | W, 52-24 |
| 10.26 | William & Mary (*)  | W, 35-13 |
| 11.2  | @ Bryant (*)        | W, 31-30 |
| 11.9  | UAlbany (*)         | W, 24-6  |
| 11.16 | @ New Hampshire (*) |          |
| 11.23 | Monmouth (*)        |          |

### MAINE (5-5, 3-3 CAA)

| Date  | Opponent           | Result   |
|-------|--------------------|----------|
| 8.30  | Colgate            | W, 17-14 |
| 9.7   | @ Montana State    | L, 24-41 |
| 9.14  | Monmouth (*)       | L, 22-51 |
| 9.21  | @ Merrimack        | W, 26-15 |
| 9.28  | @ UAlbany (*)      | W, 34-20 |
| 10.12 | @ Delaware (*)     | L, 21-44 |
| 10.19 | Villanova (*)      | W, 35-7  |
| 10.26 | @ Rhode Island (*) | L, 14-24 |
| 11.2  | @ Oklahoma         | L, 14-59 |
| 11.9  | Bryant (*)         | W, 38-26 |
| 11.16 | @ Elon (*)         |          |
| 11.23 | New Hampshire (*)  |          |

### NEW HAMPSHIRE (6-4, 4-2 CAA)

| Date  | Opponent         | Result   |
|-------|------------------|----------|
| 8.29  | @ UCF            | L, 3-57  |
| 9.7   | @ Holy Cross     | W, 21-20 |
| 9.14  | Stonehill        | W, 45-6  |
| 9.21  | Bryant (*)       | W, 38-17 |
| 10.4  | @ Harvard        | L, 23-28 |
| 10.12 | @ Elon (*)       | W, 17-10 |
| 10.19 | Rhode Island (*) | L, 9-26  |
| 10.26 | @ Villanova (*)  | L, 6-14  |
| 11.2  | @ UAlbany (*)    | W, 31-14 |
| 11.9  | Monmouth (*)     | W, 33-20 |
| 11.16 | Stony Brook (*)  |          |
| 11.23 | @ Maine (*)      |          |

### HAMPTON (5-5, 2-4 CAA)

| Date  | Opponent             | Result   |
|-------|----------------------|----------|
| 8.31  | Morgan State         | L, 28-30 |
| 9.7   | Virginia Union       | W, 33-21 |
| 9.14  | @ Norfolk State      | W, 37-7  |
| 9.21  | Howard               | W, 27-20 |
| 9.28  | @ William & Mary (*) | L, 7-49  |
| 10.5  | Rhode Island (*)     | L, 44-46 |
| 10.19 | @ N.C. A&T (*)       | W, 59-17 |
| 10.26 | Elon (*)             | W, 41-21 |
| 11.2  | Villanova (*)        | L, 14-20 |
| 11.9  | @ Towson (*)         | L, 10-27 |
| 11.16 | Richmond (*)         |          |
| 11.23 | @ UAlbany (*)        |          |

### NORTH CAROLINA A&T (1-9, 0-6 CAA)

| Date  | Opponent                 | Result   |
|-------|--------------------------|----------|
| 8.29  | @ Wake Forest            | L, 13-45 |
| 9.7   | Winston-Salem State      | W, 27-20 |
| 9.14  | Delaware (*)             | L, 13-42 |
| 9.21  | @ North Carolina Central | L, 24-66 |
| 9.28  | @ South Carolina State   | L, 25-45 |
| 10.5  | @ Richmond (*)           | L, 17-20 |
| 10.19 | Hampton (*)              | L, 17-59 |
| 10.26 | @ Campbell (*)           | L, 7-21  |
| 11.2  | William & Mary (*)       | L, 7-45  |
| 11.9  | @ Villanova (*)          | L, 3-31  |
| 11.16 | @ Towson (*)             |          |
| 11.23 | Elon (*)                 |          |

### MONMOUTH (4-6, 2-4 CAA)

| Date  | Opponent             | Result   |
|-------|----------------------|----------|
| 8.29  | @ Eastern Washington | L, 27-42 |
| 9.7   | Lafayette            | L, 35-40 |
| 9.14  | @ Maine (*)          | W, 51-22 |
| 9.21  | @ FIU                | W, 45-42 |
| 9.28  | Fordham              | W, 63-21 |
| 10.5  | Delaware (*)         | L, 35-42 |
| 10.19 | Bryant (*)           | W, 55-17 |
| 10.26 | Towson (*)           | L, 14-26 |
| 11.2  | @ Rhode Island (*)   | L, 28-37 |
| 11.9  | @ New Hampshire (*)  | L, 20-33 |
| 11.16 | Villanova (*)        |          |
| 11.23 | @ Stony Brook (*)    |          |

### DELAWARE (8-1, 5-1 CAA)

| Date  | Opponent         | Result   |
|-------|------------------|----------|
| 8.29  | Bryant           | W, 48-17 |
| 9.14  | @ N.C. A&T (*)   | W, 42-13 |
| 9.21  | Penn             | W, 29-22 |
| 9.28  | Sacred Heart     | W, 49-0  |
| 10.5  | @ Monmouth (*)   | W, 42-35 |
| 10.12 | Maine (*)        | W, 44-21 |
| 10.19 | @ Richmond (*)   | L, 9-28  |
| 10.26 | UAlbany (*)      | W, 28-14 |
| 11.9  | Rhode Island (*) | W, 24-21 |
| 11.16 | Campbell (*)     |          |
| 11.23 | @ Villanova (*)  |          |



# VILLANOVA FOOTBALL GAME NOTES

## VILLANOVA QUARTERBACKS

### #4 CONNOR WATKINS

#### PASSING STATS

| OPPONENT           | COMP-ATT-INT | YDS  | TD | LONG |
|--------------------|--------------|------|----|------|
| Youngstown State   | 6-17-0       | 90   | 0  | 35   |
| at Colgate         | 18-28-0      | 247  | 2  | 71   |
| Towson             | 14-25-0      | 116  | 2  | 28   |
| at Maryland        | 12-29-0      | 106  | 1  | 24   |
| LIU                | 10-18-0      | 128  | 0  | 45   |
| at Stony Brook     | 9-19-0       | 152  | 1  | 32   |
| at Maine           | 14-31-2      | 117  | 0  | 16   |
| New Hampshire      | 7-13-0       | 112  | 2  | 31   |
| at Hampton         | 9-22-0       | 149  | 0  | 72   |
| North Carolina A&T | 18-27-0      | 167  | 1  | 34   |
| at Monmouth        |              |      |    |      |
| Delaware           |              |      |    |      |
| SEASON             | 117-229-2    | 1384 | 9  | 72   |
| CAREER             | 411-749-23   | 6311 | 46 | 83   |

#### RUSHING STATS

| OPPONENT           | ATT-YDS-TD  | LONG |
|--------------------|-------------|------|
| Youngstown State   | 10-107-2    | 45   |
| at Colgate         | 6-18-1      | 13   |
| Towson             | 13-65-0     | 12   |
| at Maryland        | 12-12-0     | 10   |
| LIU                | 8-30-0      | 17   |
| at Stony Brook     | 5-27-0      | 35   |
| at Maine           | 7-(-29)-0   | 7    |
| New Hampshire      | 7-30-0      | 20   |
| at Hampton         | 6-1-0       | 27   |
| North Carolina A&T | 7-31-2      | 13   |
| at Monmouth        |             |      |
| Delaware           |             |      |
| SEASON             | 81-292-5    | 45   |
| CAREER             | 262-1127-24 | 75   |

### #8 JAMES MOTT

#### PASSING STATS

| OPPONENT           | COMP-ATT-INT | YDS | TD | LONG |
|--------------------|--------------|-----|----|------|
| Youngstown State   | DNP          |     |    |      |
| at Colgate         | DNP          |     |    |      |
| Towson             | DNP          |     |    |      |
| at Maryland        | DNP          |     |    |      |
| LIU                | DNP          |     |    |      |
| at Stony Brook     | DNP          |     |    |      |
| at Maine           | DNP          |     |    |      |
| New Hampshire      | DNP          |     |    |      |
| at Hampton         | DNP          |     |    |      |
| North Carolina A&T | DNP          |     |    |      |
| at Monmouth        |              |     |    |      |
| Delaware           |              |     |    |      |
| SEASON             |              |     |    |      |
| VILLANOVA          | 2-3-0        | 9   | 0  | 6    |
| CAREER             | 3-4-0        | 14  | 0  | 6    |

#### RUSHING STATS

| OPPONENT           | ATT-YDS-TD | LONG |
|--------------------|------------|------|
| Youngstown State   | DNP        |      |
| at Colgate         | DNP        |      |
| Towson             | DNP        |      |
| at Maryland        | DNP        |      |
| LIU                | DNP        |      |
| at Stony Brook     | DNP        |      |
| at Maine           | DNP        |      |
| New Hampshire      | DNP        |      |
| at Hampton         | DNP        |      |
| North Carolina A&T | DNP        |      |
| at Monmouth        |            |      |
| Delaware           |            |      |
| SEASON             |            |      |
| VILLANOVA          |            |      |
| CAREER             |            |      |

### #12 TANNER MADDOCKS

#### PASSING STATS

| OPPONENT           | COMP-ATT-INT | YDS | TD | LONG |
|--------------------|--------------|-----|----|------|
| Youngstown State   | DNP          |     |    |      |
| at Colgate         | DNP          |     |    |      |
| Towson             | DNP          |     |    |      |
| at Maryland        | 4-4-0        | 50  | 0  | 24   |
| LIU                | 0-1-0        | 0   | 0  | 0    |
| at Stony Brook     |              |     |    |      |
| at Maine           | 4-9-0        | 62  | 0  | 23   |
| New Hampshire      |              |     |    |      |
| at Hampton         |              |     |    |      |
| North Carolina A&T |              |     |    |      |
| at Monmouth        |              |     |    |      |
| Delaware           |              |     |    |      |
| SEASON             | 8-14-0       | 112 | 0  | 24   |
| CAREER             | 14-20-0      | 156 | 0  | 40   |

#### RUSHING STATS

| OPPONENT           | ATT-YDS-TD | LONG |
|--------------------|------------|------|
| Youngstown State   | DNP        |      |
| at Colgate         | DNP        |      |
| Towson             | DNP        |      |
| at Maryland        | 1-8-1      | 8    |
| LIU                |            |      |
| at Stony Brook     |            |      |
| at Maine           | 4-9-1      | 17   |
| New Hampshire      |            |      |
| at Hampton         |            |      |
| North Carolina A&T |            |      |
| at Monmouth        |            |      |
| Delaware           |            |      |
| SEASON             | 5-17-2     | 17   |
| CAREER             | 10-32-2    | 17   |

### SEASON AND CAREER HIGHS

|                    | <u>SEASON HIGHS</u> |          | <u>CAREER HIGHS</u> |                |
|--------------------|---------------------|----------|---------------------|----------------|
| CONNOR WATKINS     |                     |          |                     |                |
| Passing Attempts   | 31                  | Maine    | 31                  | 3x             |
| Completions        | 18                  | 2x       | 18                  | 3x             |
| Passing Yards      | 247                 | Colgate  | 361                 | 2023, Stony B. |
| Touchdowns         | 2                   | 3x       | 4                   | 2x             |
| Interceptions      | 2                   | Maine    | 4                   | 2022, LIU      |
| Long Pass          | 72                  | Hampton  | 83                  | 2022, Maine    |
| Total Offense      | 265                 | Colgate  | 395                 | 2023, Stony B. |
| Rushing Attempts   | 13                  | Colgate  | 13                  | 2x (2023)      |
| Rushing Yards      | 107                 | YSU      | 130                 | 2022, Hamp.    |
| Rushing Touchdowns | 2                   | 2x       | 3                   | 2023, URI      |
| Long Rush          | 45                  | YSU      | 75                  | 2022, Hamp.    |
| TANNER MADDOCKS    |                     |          |                     |                |
| Passing Attempts   | 9                   | Maine    | 9                   | 2024, Maine    |
| Completions        | 4                   | 2x       | 4                   | 3x             |
| Passing Yards      | 62                  | Maine    | 62                  | 2024, Maine    |
| Touchdowns         |                     |          |                     |                |
| Interceptions      |                     |          |                     |                |
| Long Pass          | 24                  | Maryland | 40                  | 2023, Stony B. |
| Total Offense      | 71                  | Maine    | 71                  | 2024, Maine    |
| Rushing Attempts   | 4                   | Maine    | 4                   | 2024, Maine    |
| Rushing Yards      | 9                   | Maine    | 12                  | 2023, Stony B. |
| Rushing Touchdowns | 1                   | 2x       | 1                   | 2x (2024)      |
| Long Rush          | 17                  | Maine    | 17                  | 2024, Maine    |
| JAMES MOTT         |                     |          |                     |                |
| Passing Attempts   |                     |          | 3                   | 2023, Lehigh   |
| Completions        |                     |          | 2                   | 2023, Lehigh   |
| Passing Yards      |                     |          | 9                   | 2023, Lehigh   |
| Touchdowns         |                     |          |                     |                |
| Interceptions      |                     |          |                     |                |
| Long Pass          |                     |          | 6                   | 2023, Lehigh   |
| Total Offense      |                     |          | 9                   | 2023, Lehigh   |
| Rushing Attempts   |                     |          |                     |                |
| Rushing Yards      |                     |          |                     |                |
| Rushing Touchdowns |                     |          |                     |                |
| Long Rush          |                     |          |                     |                |

# VILLANOVA FOOTBALL GAME NOTES

## VILLANOVA RUNNING BACKS

### #20 ISAAH RAGLAND

| OPPONENT           | RUSHING<br>ATT-YDS-TD | LG | RECEIVING<br>REC-YDS-TD | LG |
|--------------------|-----------------------|----|-------------------------|----|
| Youngstown State   | 7-65-1                | 31 | 1-5-0                   | 5  |
| at Colgate         | 12-58-1               | 23 | 2-10-0                  | 11 |
| Towson             | 17-141-0              | 65 | 1-0-0                   | 0  |
| at Maryland        | 5-19-0                | 11 | 2-30-0                  | 24 |
| LIU                | 14-47-2               | 12 |                         |    |
| at Stony Brook     | DNP                   |    |                         |    |
| at Maine           | DNP                   |    |                         |    |
| New Hampshire      | 6-27-0                | 8  |                         |    |
| at Hampton         | 5-9-0                 | 6  |                         |    |
| North Carolina A&T | 8-82-0                | 55 | 2-17-0                  | 12 |
| at Monmouth        |                       |    |                         |    |
| Delaware           |                       |    |                         |    |
| SEASON             | 74-448-4              | 65 | 8-62-0                  | 24 |
| CAREER             | 98-609-4              | 65 | 8-62-0                  | 24 |

### #24 DAVID AVIT

| OPPONENT           | RUSHING<br>ATT-YDS-TD | LG | RECEIVING<br>REC-YDS-TD | LG |
|--------------------|-----------------------|----|-------------------------|----|
| Youngstown State   | 5-42-0                | 20 |                         |    |
| at Colgate         | 5-31-0                | 13 |                         |    |
| Towson             | 7-29-0                | 11 |                         |    |
| at Maryland        | 7-13-0                | 5  |                         |    |
| LIU                | 24-160-1              | 14 |                         |    |
| at Stony Brook     | 13-183-4              | 72 |                         |    |
| at Maine           | 10-39-0               | 8  | 1-3-0                   | 3  |
| New Hampshire      | 14-59-0               | 9  |                         |    |
| at Hampton         | 26-76-1               | 14 | 1-11-0                  | 11 |
| North Carolina A&T | 15-67-1               | 19 | 1-21-0                  | 21 |
| at Monmouth        |                       |    |                         |    |
| Delaware           |                       |    |                         |    |
| SEASON             | 126-699-7             | 72 | 3-35-0                  | 21 |
| CAREER             | 126-699-7             | 72 | 3-35-0                  | 21 |

### #2 ELI SMITH

| OPPONENT           | RUSHING<br>ATT-YDS-TD | LG | RECEIVING<br>REC-YDS-TD | LG |
|--------------------|-----------------------|----|-------------------------|----|
| Youngstown State   | DNP                   |    |                         |    |
| at Colgate         | DNP                   |    |                         |    |
| Towson             | DNP                   |    |                         |    |
| at Maryland        | 1-4-0                 | 4  |                         |    |
| LIU                | DNP                   |    |                         |    |
| at Stony Brook     | DNP                   |    |                         |    |
| at Maine           | 3-17-0                | 8  | 1-21-0                  | 21 |
| New Hampshire      | DNP                   |    |                         |    |
| at Hampton         | DNP                   |    |                         |    |
| North Carolina A&T | 5-17-0                | 9  |                         |    |
| at Monmouth        |                       |    |                         |    |
| Delaware           |                       |    |                         |    |
| SEASON             | 9-38-0                | 9  | 1-21-0                  | 21 |
| CAREER             | 42-209-0              | 18 | 2-23-0                  | 21 |

### #30 JA'BRIEL MACE

| OPPONENT           | RUSHING<br>ATT-YDS-TD | LG | RECEIVING<br>REC-YDS-TD | LG |
|--------------------|-----------------------|----|-------------------------|----|
| Youngstown State   | 1-6-0                 | 6  | 1-35-0                  | 35 |
| at Colgate         | 1-0-0                 | 0  | 2-16-0                  | 10 |
| Towson             |                       |    | 1-6-0                   | 6  |
| at Maryland        | 2-24-0                | 23 |                         |    |
| LIU                |                       |    |                         |    |
| at Stony Brook     | 13-46-1               | 21 |                         |    |
| at Maine           | 3-2-0                 | 3  | 2-13-0                  | 13 |
| New Hampshire      | 3-35-0                | 24 | 1-11-0                  | 11 |
| at Hampton         | 2-4-0                 | 3  |                         |    |
| North Carolina A&T | 4-26-0                | 15 | 1-7-0                   | 7  |
| at Monmouth        |                       |    |                         |    |
| Delaware           |                       |    |                         |    |
| SEASON             | 29-143-1              | 24 | 8-88-0                  | 35 |
| CAREER             | 48-246-1              | 28 | 9-89-0                  | 35 |

## SEASON AND CAREER HIGHS

|                    | SEASON HIGHS |             | CAREER HIGHS |                |
|--------------------|--------------|-------------|--------------|----------------|
| ISAIAH RAGLAND     |              |             |              |                |
| Rushing Attempts   | 17           | Towson      | 17           | 2024, Towson   |
| Rushing Yards      | 141          | Towson      | 141          | 2024, Towson   |
| Rushing Touchdowns | 2            | LIU         | 2            | 2024, LIU      |
| Long Rush          | 65           | Towson      | 65           | 2024, Towson   |
| 100+ Rushing Yards | 1            |             | 2            |                |
| Receptions         | 2            | 3x          | 2            | 3x (2024)      |
| Receiving Yards    | 30           | Maryland    | 30           | 2024, Maryland |
| Long Reception     | 24           | Maryland    | 24           | 2024, Maryland |
| All-Purpose Yards  | 141          | Towson      | 141          | 2024, Towson   |
| DAVID AVIT         |              |             |              |                |
| Rushing Attempts   | 26           | Hampton     | 26           | 2024, Hampton  |
| Rushing Yards      | 183          | Stony Brook | 183          | 2024, Stony B. |
| Rushing Touchdowns | 4            | Stony Brook | 183          | 2024, Stony B. |
| Long Rush          | 72           | Stony Brook | 72           | 2024, Stony B. |
| 100+ Rushing Yards | 2            |             | 2            |                |
| Receptions         | 1            | 3x          | 1            | 3x (2024)      |
| Receiving Yards    | 21           | N.C. A&T    | 21           | 2024, N.C. A&T |
| Long Reception     | 21           | N.C. A&T    | 21           | 2024, N.C. A&T |
| All-Purpose Yards  | 183          | Stony Brook | 183          | 2024, Stony B. |
| ELI SMITH          |              |             |              |                |
| Rushing Attempts   | 5            | N.C. A&T    | 7            | 2x (2022)      |
| Rushing Yards      | 17           | 2x          | 48           | 2022, W&M      |
| Long Rush          | 9            | N.C. A&T    | 18           | 2022, W&M      |
| Receptions         | 1            | Maine       | 1            | 2x             |
| Receiving Yards    | 21           | Maine       | 21           | 2024, Maine    |
| Long Reception     | 21           | Maine       | 21           | 2024, Maine    |
| All-Purpose Yards  | 29           | Maine       | 50           | 2022, W&M      |
| JA'BRIEL MACE      |              |             |              |                |
| Rushing Attempts   | 13           | Stony Brook | 13           | 2x             |
| Rushing Yards      | 46           | Stony Brook | 76           | 2023, Towson   |
| Rushing Touchdowns | 1            | Stony Brook | 1            | 2024, Stony B. |
| Long Rush          | 24           | UNH         | 28           | 2023, Towson   |
| Receptions         | 2            | 2x          | 2            | 2x (2024)      |
| Receiving Yards    | 35           | YSU         | 35           | 2024, YSU      |
| Long Reception     | 35           | YSU         | 35           | 2024, YSU      |
| All-Purpose Yards  | 52           | LIU         | 77           | 2023, Towson   |
| ISAIAH WRIGHT      |              |             |              |                |
| Rushing Attempts   | 6            | Colgate     | 6            | 2024, Colgate  |
| Rushing Yards      | 31           | Stony Brook | 31           | 2024, Stony B. |
| Rushing Touchdowns |              |             | 1            | 2023, Stony B. |
| Long Rush          | 25           | Stony Brook | 25           | 2024, Stony B. |
| Receptions         | 1            | Maine       | 1            | 2024, Maine    |
| Receiving Yards    | 5            | Maine       | 5            | 2024, Maine    |
| Long Reception     | 5            | Maine       | 5            | 2024, Maine    |
| All-Purpose Yards  | 33           | LIU         | 33           | 2024, LIU      |

# VILLANOVA FOOTBALL GAME NOTES

## VILLANOVA WIDE RECEIVERS/TIGHT ENDS

| #5 JAYLAN SANCHEZ  |            |    | #22 DEVIN SMITH    |             |    | SEASON AND CAREER HIGHS |     |              |                   |
|--------------------|------------|----|--------------------|-------------|----|-------------------------|-----|--------------|-------------------|
| RECEIVING STATS    |            |    | RECEIVING STATS    |             |    | SEASON HIGHS            |     | CAREER HIGHS |                   |
| OPPONENT           | REC-YDS-TD | LG | OPPONENT           | REC-YDS-TD  | LG |                         |     |              |                   |
| Youngstown State   | 1-10-0     | 10 | Youngstown State   |             |    | JAYLAN SANCHEZ          |     |              |                   |
| at Colgate         | 1-25-0     | 25 | at Colgate         | 6-116-2     | 71 | Receptions              | 5   | Hampton      | 6 2023, NCAT      |
| Towson             | 4-59-2     | 28 | Towson             | 3-6-0       | 5  | Receiving Yards         | 103 | Hampton      | 158 2023, NCAT    |
| at Maryland        | 3-9-0      | 3  | at Maryland        | 5-62-1      | 17 | Receiving Touchdowns    | 2   | Towson       | 2 2x              |
| LIU                | 2-55-0     | 45 | LIU                | 4-29-0      | 18 | Long Reception          | 72  | Hampton      | 72 2024, Hampton  |
| at Stony Brook     | 3-38-0     | 17 | at Stony Brook     | 2-29-0      | 23 | 100+ Receiving Yards    | 1   |              | 4                 |
| at Maine           | 3-36-0     | 16 | at Maine           | 1-4-0       | 4  | All-Purpose Yards       | 103 | Towson       | 157 2023, NCAT    |
| New Hampshire      | 1-13-0     | 13 | New Hampshire      | 3-60-1      | 31 | 100+ All-Purpose Yards  | 1   |              | 4                 |
| at Hampton         | 5-103-0    | 72 | at Hampton         | 7-49-0      | 34 | DEVIN SMITH             |     |              |                   |
| North Carolina A&T | 3-31-1     | 18 | North Carolina A&T |             |    | Receptions              | 7   | N.C. A&T     | 7 2024, N.C. A&T  |
| at Monmouth        |            |    | at Monmouth        |             |    | Receiving Yards         | 116 | Colgate      | 202 2023, Rich.   |
| Delaware           |            |    | Delaware           |             |    | Receiving Touchdowns    | 2   | Colgate      | 2 4x              |
| SEASON             | 24-479-3   | 72 | VILLANOVA          | 31-355-4    | 71 | Long Reception          | 71  | Colgate      | 91 2023, Rich.    |
| CAREER             | 64-1160-7  | 72 | CAREER             | 132-1873-19 | 91 | 100+ Receiving Yards    | 1   |              | 3                 |
|                    |            |    |                    |             |    | All-Purpose Yards       | 149 | Maryland     | 220 2023, Rich.   |
|                    |            |    |                    |             |    | 100+ All-Purpose Yards  | 2   |              | 5                 |
|                    |            |    |                    |             |    | LUCAS KOPECKY           |     |              |                   |
|                    |            |    |                    |             |    | Receptions              | 4   | Maine        | 4 2024, Maine     |
|                    |            |    |                    |             |    | Receiving Yards         | 43  | Maine        | 43 2024, Maine    |
|                    |            |    |                    |             |    | Receiving Touchdowns    | 1   | 2x           | 1 2x (2024)       |
|                    |            |    |                    |             |    | Long Reception          | 26  | Stony Brook  | 26 2024, Stony B. |
|                    |            |    |                    |             |    | All-Purpose Yards       | 43  | Maine        | 43 2024, Maine    |
|                    |            |    |                    |             |    | DANIEL LOPES            |     |              |                   |
|                    |            |    |                    |             |    | Receptions              | 3   | Colgate      | 3 2024, Colgate   |
|                    |            |    |                    |             |    | Receiving Yards         | 36  | Colgate      | 39 2022, W&M      |
|                    |            |    |                    |             |    | Receiving Touchdowns    |     |              | 1 2x (2022)       |
|                    |            |    |                    |             |    | Long Reception          | 23  | 2x           | 39 2022, W&M      |
|                    |            |    |                    |             |    | All-Purpose Yards       | 23  | 2x           | 42 2022, W&M      |
|                    |            |    |                    |             |    | LUKE DALY               |     |              |                   |
|                    |            |    |                    |             |    | Receptions              | 2   | 2x           | 2 2x (2024)       |
|                    |            |    |                    |             |    | Receiving Yards         | 32  | Stony Brook  | 45 2023, YSU      |
|                    |            |    |                    |             |    | Long Reception          | 32  | Stony Brook  | 45 2023, YSU      |
|                    |            |    |                    |             |    | All-Purpose Yards       | 32  | Stony Brook  | 45 2023, YSU      |
|                    |            |    |                    |             |    | KENYON MILES            |     |              |                   |
|                    |            |    |                    |             |    | Receptions              | 2   | 4x           | 2 4x (2024)       |
|                    |            |    |                    |             |    | Receiving Yards         | 21  | Maine        | 21 2024, Maine    |
|                    |            |    |                    |             |    | Long Reception          | 16  | Maine        | 20 2023, UAlbany  |
|                    |            |    |                    |             |    | All-Purpose Yards       | 21  | Maine        | 21 2024, Maine    |
|                    |            |    |                    |             |    | NATE HILL               |     |              |                   |
|                    |            |    |                    |             |    | Receptions              | 1   | Maryland     | 1 2x              |
|                    |            |    |                    |             |    | Receiving Yards         | 6   | Maryland     | 6 2x              |
|                    |            |    |                    |             |    | Long Reception          | 6   | Maryland     | 6 2x              |
|                    |            |    |                    |             |    | All-Purpose Yards       | 6   | Maryland     | 6 2x              |
|                    |            |    |                    |             |    | CHRIS COLBY             |     |              |                   |
|                    |            |    |                    |             |    | Receptions              | 1   | 4x           | 1 4x (2024)       |
|                    |            |    |                    |             |    | Receiving Yards         | 24  | Maryland     | 24 2024, Maryland |
|                    |            |    |                    |             |    | Long Reception          | 24  | Maryland     | 24 2024, Maryland |
|                    |            |    |                    |             |    | NOLAN CLAYTON           |     |              |                   |
|                    |            |    |                    |             |    | Receptions              | 1   | 3x           | 1 3x (2024)       |
|                    |            |    |                    |             |    | Receiving Yards         | 15  | Colgate      | 15 2024, Colgate  |
|                    |            |    |                    |             |    | Long Reception          | 15  | Colgate      | 15 2024, Colgate  |
|                    |            |    |                    |             |    | All-Purpose Yards       | 15  | Colgate      | 15 2024, Colgate  |



# VILLANOVA FOOTBALL GAME NOTES

## VILLANOVA SPECIALISTS

### #45 ETHAN GETTMAN

#### KICKING STATS

| OPPONENT           | PAT     | FG    | LG |
|--------------------|---------|-------|----|
| Youngstown State   | 3-3     | 1-2   | 42 |
| at Colgate         | 4-4     | —     | —  |
| Towson             | 2-2     | —     | —  |
| at Maryland        | 2-2     | 2-3   | 37 |
| LIU                | 3-3     | 1-2   | 24 |
| at Stony Brook     | 6-6     | 0-1   | —  |
| at Maine           | 1-1     | 0-1   | —  |
| New Hampshire      | 2-2     | 0-0   | —  |
| at Hampton         | 2-2     | 2-3   | 40 |
| North Carolina A&T | 4-4     | 1-1   | 33 |
| at Monmouth        |         |       |    |
| Delaware           |         |       |    |
| SEASON             | 29-29   | 7-13  | 42 |
| VILLANOVA          | 29-29   | 7-13  | 42 |
| CAREER             | 107-111 | 34-51 | 56 |

### #45 ETHAN GETTMAN

#### PUNTING STATS

| OPPONENT           | #   | Avg. | LG | I20 |
|--------------------|-----|------|----|-----|
| Youngstown State   | 3   | 46.0 | 62 | 2   |
| at Colgate         | 5   | 43.8 | 48 | 1   |
| Towson             | 6   | 38.7 | 49 | 2   |
| at Maryland        | 4   | 43.0 | 55 | 0   |
| LIU                | 4   | 39.0 | 45 | 2   |
| at Stony Brook     | 4   | 43.5 | 50 | 0   |
| at Maine           | 5   | 41.8 | 48 | 1   |
| New Hampshire      | 4   | 43.0 | 72 | 0   |
| at Hampton         | 7   | 44.9 | 52 | 3   |
| North Carolina A&T | 5   | 43.8 | 57 | 3   |
| at Monmouth        |     |      |    |     |
| Delaware           |     |      |    |     |
| SEASON             | 47  | 42.7 | 72 | 14  |
| VILLANOVA          | 47  | 42.7 | 72 | 14  |
| CAREER             | 121 | 38.7 | 82 | 33  |

### SEASON HIGHS

### CAREER HIGHS

#### ETHAN GETTMAN

|                       |      |             |      |                   |
|-----------------------|------|-------------|------|-------------------|
| Field Goals Made      | 2    | 2x          | 3    | 3x                |
| Field Goals Attempted | 3    | 2x          | 4    | 2022, Char. So.   |
| Long Field Goal       | 42   | YSU         | 56   | 2022, Campbell    |
| 40+ Yard Field Goals  | 2    |             | 9    |                   |
| PATs Made             | 6    | Stony Brook | 8    | 2022, So. Ct. St. |
| PATs Attempted        | 6    | Stony Brook | 8    | 2022, So. Ct. St. |
| Punts                 | 7    | Hampton     | 7    | 2024, Hampton     |
| Punting Yards         | 314  | Hampton     | 314  | 2024, Hampton     |
| Punting Average       | 46.0 | YSU         | 48.0 | 2021, Saint Fran. |
| Long Punt             | 72   | UNH         | 82   | 2021, Saint Fran. |
| Inside 20-Yard Line   | 14   |             | 33   |                   |
| 50+ Yard Punts        | 8    |             | 12   |                   |
| Kickoffs              | 7    | Stony Brook | 9    | 2x (2022)         |
| Kickoff Yards         | 443  | Stony Brook | 578  | 2022, So. Ct. St. |
| Kickoff Average       | 64.4 | Hampton     | 65.7 | 2022, H. Cross    |

### #30 JA'BRIEL MACE

| OPPONENT           | KICK RETURNS<br>NO-YDS-TD | AVG. | LG | PUNT RETURNS<br>NO-YDS-TD | Avg. | LG |
|--------------------|---------------------------|------|----|---------------------------|------|----|
| Youngstown State   |                           |      |    |                           |      |    |
| at Colgate         |                           |      |    |                           |      |    |
| Towson             |                           |      |    |                           |      |    |
| at Maryland        |                           |      |    |                           |      |    |
| LIU                |                           |      |    |                           |      |    |
| at Stony Brook     |                           |      |    |                           |      |    |
| at Maine           |                           |      |    |                           |      |    |
| New Hampshire      | 1-12-0                    | 12.0 | 12 |                           |      |    |
| at Hampton         | 1-26-0                    | 26.0 | 26 |                           |      |    |
| North Carolina A&T |                           |      |    |                           |      |    |
| at Monmouth        |                           |      |    |                           |      |    |
| Delaware           |                           |      |    |                           |      |    |
| SEASON             | 2-38-0                    | 19.0 | 26 |                           |      |    |
| CAREER             | 2-38-0                    | 19.0 | 26 |                           |      |    |

#### CONNOR WATKINS

|                     |      |         |      |                |
|---------------------|------|---------|------|----------------|
| Punts               | 1    | 2x      | 8    | 2021, Penn St. |
| Punting Yards       | 31   | Colgate | 277  | 2021, Penn St. |
| Punting Average     | 31.0 | Colgate | 40.5 | 2021, JMU      |
| Long Punt           | 31   | Colgate | 50   | 2021, JMU      |
| Inside 20-Yard Line | 2    |         | 3    |                |
| 50+ Yards Punts     |      |         | 1    |                |

#### CHRISTIAN SAPP

|                      |    |        |    |              |
|----------------------|----|--------|----|--------------|
| Kickoff Returns      | 4  | Towson | 4  | 2024, Towson |
| Kickoff Return Yards | 64 | Towson | 64 | 2024, Towson |
| Long Kickoff Return  | 42 | YSU    | 42 | 2024, YSU    |

#### ETHAN POTTER

|                      |    |          |    |                |
|----------------------|----|----------|----|----------------|
| Kickoff Returns      | 1  | N.C. A&T | 1  | 2x             |
| Kickoff Return Yards | 18 | N.C. A&T | 24 | 2022, Delaware |
| Long Kickoff Return  | 18 | N.C. A&T | 24 | 2022, Delaware |

#### DEVIN SMITH

|                      |    |          |    |                |
|----------------------|----|----------|----|----------------|
| Kickoff Returns      | 4  | Maryland | 4  | 2024, Maryland |
| Kickoff Return Yards | 87 | Maryland | 87 | 2024, Maryland |
| Long Kickoff Return  | 25 | Maryland | 30 | 2023, Howard   |
| Punt Returns         | 2  | Towson   | 2  | 2024, Towson   |
| Punt Return Yards    | 19 | Towson   | 19 | 2024, Towson   |
| Long Punt Return     | 19 | Towson   | 19 | 2024, Towson   |

#### NOLAN CLAYTON

|                      |    |     |    |           |
|----------------------|----|-----|----|-----------|
| Kickoff Returns      | 1  | UNH | 1  | 2024, LIU |
| Kickoff Return Yards | 11 | UNH | 11 | 2024, UNH |
| Long Kickoff Return  | 11 | UNH | 11 | 2024, UNH |

#### JASON HALL

|                      |   |        |   |              |
|----------------------|---|--------|---|--------------|
| Kickoff Returns      | 1 | Towson | 1 | 2023, Towson |
| Kickoff Return Yards | 0 | Towson | 0 | 2023, Towson |
| Long Kickoff Return  | 0 | Towson | 0 | 2023, Towson |

#### JA'BRIEL MACE

|                      |    |         |    |                 |
|----------------------|----|---------|----|-----------------|
| Kickoff Returns      | 1  | 2x      | 1  | 2024, 2x (2024) |
| Kickoff Return Yards | 26 | Hampton | 26 | 2024, Hampton   |
| Long Kickoff Return  | 26 | Hampton | 26 | 2024, Hampton   |

#### ISAIHAH WRIGHT

|                      |    |     |    |           |
|----------------------|----|-----|----|-----------|
| Kickoff Returns      | 1  | LIU | 1  | 2024, LIU |
| Kickoff Return Yards | 31 | LIU | 31 | 2024, LIU |
| Long Kickoff Return  | 31 | LIU | 31 | 2024, LIU |

#### TANNER MADDOCKS

|                   |    |             |    |                |
|-------------------|----|-------------|----|----------------|
| Punt Returns      | 3  | Hampton     | 3  | 2024, Hampton  |
| Punt Return Yards | 29 | Hampton     | 29 | 2024, Hampton  |
| Long Punt Return  | 22 | Stony Brook | 22 | 2024, Stony B. |

#### JAYLAN SANCHEZ

|                      |    |         |    |             |
|----------------------|----|---------|----|-------------|
| Kickoff Returns      | 1  | 2x      | 1  | 3x          |
| Kickoff Return Yards | 10 | UAlbany | 39 | 2022, W&M   |
| Long Kickoff Return  | 10 | UAlbany | 30 | 2022, Hamp. |

### #34 ETHAN POTTER

| OPPONENT           | KICK RETURNS<br>NO-YDS-TD | AVG. | LG | PUNT RETURNS<br>NO-YDS-TD | Avg. | LG |
|--------------------|---------------------------|------|----|---------------------------|------|----|
| Youngstown State   |                           |      |    |                           |      |    |
| at Colgate         |                           |      |    |                           |      |    |
| Towson             |                           |      |    |                           |      |    |
| at Maryland        |                           |      |    |                           |      |    |
| LIU                |                           |      |    |                           |      |    |
| at Stony Brook     |                           |      |    |                           |      |    |
| at Maine           |                           |      |    |                           |      |    |
| New Hampshire      |                           |      |    |                           |      |    |
| at Hampton         |                           |      |    |                           |      |    |
| North Carolina A&T | 1-18-0                    | 18.0 | 18 |                           |      |    |
| at Monmouth        |                           |      |    |                           |      |    |
| Delaware           |                           |      |    |                           |      |    |
| SEASON             | 1-18-0                    | 18.0 | 18 |                           |      |    |
| CAREER             | 2-42-0                    | 21.0 | 24 |                           |      |    |

### #3 TANNER MADDOCKS

| OPPONENT           | KICK RETURNS<br>NO-YDS-TD | AVG. | LG | PUNT RETURNS<br>NO-YDS-TD | Avg. | LG |
|--------------------|---------------------------|------|----|---------------------------|------|----|
| Youngstown State   | DNP                       |      |    |                           |      |    |
| at Colgate         | DNP                       |      |    |                           |      |    |
| Towson             | DNP                       |      |    |                           |      |    |
| at Maryland        |                           |      |    |                           |      |    |
| LIU                |                           |      |    | 1-0-0                     | 0.0  | 0  |
| at Stony Brook     |                           |      |    | 1-22-0                    | 22.0 | 22 |
| at Maine           |                           |      |    |                           |      |    |
| New Hampshire      |                           |      |    |                           |      |    |
| at Hampton         |                           |      |    | 3-29-0                    | 9.7  | 18 |
| North Carolina A&T |                           |      |    |                           |      |    |
| at Monmouth        |                           |      |    |                           |      |    |
| Delaware           |                           |      |    |                           |      |    |
| SEASON             |                           |      |    | 5-51-0                    | 10.2 | 22 |
| CAREER             |                           |      |    | 5-51-0                    | 10.2 | 22 |

# VILLANOVA FOOTBALL GAME NOTES

## VILLANOVA DEFENSE

### SEASON HIGHS

### CAREER HIGHS

|                   | Tackles  | TFL        | Sacks      | Breakups |  | Tackles  | TFL       | Sacks     | Breakups |
|-------------------|----------|------------|------------|----------|--|----------|-----------|-----------|----------|
| Temi Ajitrotutu   |          |            |            |          |  | 1, 2023  | —         | —         | —        |
| Brendan Bell      | 15, 10.5 | 4.5, 10.26 | 1.0, 3x    | 1, 9.14  |  | 15, 2024 | 4.5, 2024 | 1.0, 5x   | 1, 6x    |
| Damill Bostic     | 1, 9.7   |            |            |          |  | 1, 2024  | —         | —         | —        |
| Zahmir Dawud      | 4, 2x    | 1.0, 2x    |            |          |  | 4, 2x    | 1.0, 2x   | —         | 1, 2023  |
| Newton Essiem     | 2, 10.5  |            |            |          |  | 2, 2024  | —         | —         | —        |
| Kyle Fay          | 1, 10.26 |            |            |          |  | 1, 2024  | —         | —         | —        |
| Timmy Furgeson    | 2, 2x    |            |            |          |  | 8, 2022  | 1.0, 2x   | 1.0, 2x   | —        |
| Ethan Gettman     | 1, 11.9  |            |            |          |  | 1, 2024  | —         | —         | —        |
| Julian Glantz     | 1, 11.2  |            |            |          |  | 1, 4x    | —         | —         | —        |
| Jalen Goodman     | 9, 2x    | 1.0, 10.26 |            | 1, 2x    |  | 13, 2020 | 1.5, 2021 | —         | 2, 2019  |
| Jason Hall        | 1, 3x    |            |            |          |  | 1, 3x    | —         | —         | —        |
| Shane Hartzell    | 20, 10.6 | 2.0, 2x    | 2.0, 11.9  |          |  | 20, 2024 | 2.0, 4x   | 2.0, 2024 | 1, 3x    |
| Anthony Hawkins   | 1, 2x    |            |            |          |  | 1, 2x    | —         | —         | —        |
| Ayden Howard      | 6, 9.21  | 1.0, 2x    | 1.0, 8.29  | 1, 9.7   |  | 6, 2024  | 1.5, 2023 | 1.0, 2024 | 1, 2x    |
| Turner Inge       | 6, 10.19 | 1.0, 3x    |            |          |  | 6, 2024  | 2.0, 2023 | 1.0, 2023 | —        |
| Antonio Johnson   |          |            |            |          |  | 1, 2023  | —         | —         | —        |
| Colin Kennedy     |          |            |            |          |  | 3, 2023  | —         | —         | —        |
| Mike Kennedy      | 2, 11.2  |            |            |          |  | 2, 2024  | —         | —         | —        |
| Richie Kimmel     | 10, 2x   | 0.5, 9.14  | 0.5, 9.14  | 2, 9.28  |  | 10, 2x   | 1.5, 2023 | 0.5, 2024 | 2, 2024  |
| Dale Law          |          |            |            |          |  | 1, 2x    | —         | —         | —        |
| Daniel Lopes      |          |            |            |          |  | 1, 2023  | —         | —         | —        |
| Capri Martin      | 5, 9.14  | 1.0, 2x    | 1.0, 9.14  |          |  | 5, 2x    | 1.0, 2x   | 1.0, 2024 | —        |
| Nigel McSween     | 6, 11.2  | 1.0, 2x    | 1.0, 2x    | 1, 10.5  |  | 6, 2024  | 1.0, 2x   | 1.0, 2x   | 1, 2024  |
| Tyrell Mims       | 5, 9.14  | 1.0, 10.5  |            | 1, 2x    |  | 6, 3x    | 1.0, 5x   | 1.0, 2023 | 2, 2x    |
| Kaleb Moody       | 2, 11.2  |            |            | 1, 2x    |  | 10, 2023 | 1.5, 2023 | 1.0, 2023 | 2, 2x    |
| Ivan Murray       | 1, 2x    |            |            |          |  | 1, 2x    | —         | —         | —        |
| Jordan Nelson     | 7, 10.19 | 1.5, 10.19 |            |          |  | 7, 2024  | 1.5, 2024 | —         | 1, 2023  |
| Obinna Nwobodo    | 6, 11.2  | 0.5, 3x    | 0.5, 9.14  |          |  | 6, 2024  | 1.0, 2023 | 0.5, 2024 | —        |
| Ugo Nwotite       | 1, 11.9  |            |            |          |  | 1, 2024  | —         | —         | —        |
| Josh Oluremi      |          |            |            |          |  | 1, 7x    | —         | —         | —        |
| Chandon Pierre    | 2, 8.29  | 0.5, 2x    |            |          |  | 5, 2021  | 1.0, 6x   | 1.0, 3x   | —        |
| Ethan Potter      | 10, 2x   | 0.5, 4x    | 0.5, 10.26 | 1, 3x    |  | 11, 2x   | 2.5, 2022 | 0.5, 2x   | 1, 9x    |
| Garrett Rogan     | 1, 11.9  |            |            |          |  | 1, 2x    | —         | —         | —        |
| Jaylan Sanchez    | 1, 2x    |            |            |          |  | 1, 2x    | —         | —         | —        |
| Christian Sapp    | 6, 9.14  | 1.0, 9.14  |            | 1, 11.9  |  | 6, 2024  | 1.0, 4x   | 1.0, 2023 | 1, 2x    |
| Chuck Smith       | 5, 11.2  | 1.0, 9.28  | 0.5, 9.7   |          |  | 8, 2021  | 1.5, 2x   | 1.5, 2023 | 1, 2023  |
| Devin Smith       |          |            |            |          |  | 1, 2x    | —         | —         | —        |
| JR Strauss        | 2, 10.5  |            |            |          |  | 2, 2x    | 1.0, 2023 | —         | —        |
| Ty Trinh          | 6, 9.7   | 2.0, 9.21  |            | 1, 3x    |  | 12, 2023 | 2.0, 2x   | —         | 2, 2x    |
| Stephane Voltaire |          |            |            |          |  | 1, 2023  | —         | —         | —        |
| Isas Waxter       | 6, 10.19 | 1.0, 2x    |            | 1, 2x    |  | 7, 2019  | 1.0, 6x   | 1.0, 2021 | 2, 2023  |
| Jayvont Williams  | 1, 10.5  |            |            |          |  | 1, 2x    | —         | —         | —        |
| Jon Wyatt         | 3, 9.7   | 0.5, 9.7   |            |          |  | 3, 2024  | 0.5, 2024 | —         | 1, 2x    |

### GAME BY GAME DEFENSIVE STATISTICS

| OPPONENT                | TFL           | SACKS        | FF       | FR       | INT      | PBU       | BLK      | YARDS       | POINTS     |
|-------------------------|---------------|--------------|----------|----------|----------|-----------|----------|-------------|------------|
| Youngstown State        | 5-15          | 1-1          | 1        | 1        | 2        | 2         | 0        | 321         | 17         |
| at Colgate              | 5-21          | 1-12         | 0        | 0        | 1        | 2         | 0        | 264         | 3          |
| Towson                  | 4-21          | 3-17         | 1        | 0        | 0        | 4         | 2        | 394         | 13         |
| at Maryland             | 7-17          | 1-7          | 1        | 1        | 1        | 1         | 0        | 497         | 38         |
| LIU                     | 1-5           | 0-0          | 0        | 2        | 0        | 3         | 0        | 176         | 10         |
| at Stony Brook          | 7-29          | 2-19         | 2        | 1        | 1        | 2         | 0        | 310         | 24         |
| at Maine                | 5-17          | 1-11         | 2        | 1        | 0        | 0         | 0        | 341         | 35         |
| New Hampshire           | 9-38          | 2-20         | 1        | 1        | 0        | 2         | 0        | 254         | 6          |
| at Hampton              | 5-12          | 2-3          | 0        | 0        | 1        | 2         | 0        | 239         | 14         |
| North Carolina A&T      | 5-13          | 2-4          | 0        | 0        | 0        | 2         | 0        | 169         | 3          |
| at Monmouth<br>Delaware |               |              |          |          |          |           |          |             |            |
| <b>TOTAL</b>            | <b>53-188</b> | <b>15-94</b> | <b>8</b> | <b>7</b> | <b>6</b> | <b>20</b> | <b>2</b> | <b>2965</b> | <b>163</b> |

# VILLANOVA FOOTBALL GAME NOTES

## GAME BY GAME TACKLES

| Total Tackles    | UA-A           | TOT        | YSU          | COL          | TOW          | MD           | LIU          | SB           | ME           | UNH          | HAM          | NCAT         | MON | DEL |
|------------------|----------------|------------|--------------|--------------|--------------|--------------|--------------|--------------|--------------|--------------|--------------|--------------|-----|-----|
| Shane Hartzell   | 44-48          | 92         | 7-4          | 4-2          | 0-8          | 5-2          | 3-4          | 5-6          | 4-1          | 8-12         | 5-4          | 3-5          |     |     |
| Brendan Bell     | 42-41          | 83         | 5-6          | 9-1          | 2-10         | 4-1          | 3-1          | 7-8          | 1-3          | 6-3          | 3-4          | 2-4          |     |     |
| Ethan Potter     | 31-29          | 60         | 4-2          | 2-2          | 2-3          | 7-3          | 0-2          | 1-6          | 6-4          | 3-5          | 5-2          | 1-0          |     |     |
| Richie Kimmel    | 13-34          | 47         | 2-8          | 1-4          | 1-6          | 2-1          | 0-0          | 3-7          | 1-0          | DNP          | 3-3          | 0-5          |     |     |
| Jalen Goodman    | 31-12          | 43         | 6-1          | 3-0          | 6-3          | 3-2          | 2-0          | 2-1          | 0-1          | 5-4          | 1-1          | 3-0          |     |     |
| Ty Trinh         | 20-12          | 32         | 5-0          | 4-2          | 0-2          | 4-1          | 1-2          | 1-3          | 1-1          | 1-1          | 1-0          | 2-0          |     |     |
| Isas Waxter      | 21-7           | 28         | DNP          | 0-0          | 1-2          | 2-0          | 2-0          | 4-0          | 5-1          | 3-2          | 1-1          | 3-1          |     |     |
| Ayden Howard     | 10-18          | 28         | 1-2          | 1-1          | 0-1          | 4-2          | 0-3          | 2-1          | 1-2          | 0-2          | 0-3          | 1-1          |     |     |
| Turner Inge      | 13-12          | 25         | 1-0          | 2-1          | 1-0          | 2-0          | 2-0          | 2-2          | 0-6          | 1-3          | 1-0          | 1-0          |     |     |
| Chuck Smith      | 8-16           | 24         | 0-1          | 1-2          | 0-4          | 0-1          | 1-0          | 1-2          | 0-2          | 0-1          | 3-2          | 2-1          |     |     |
| Nigel McSween    | 11-12          | 23         | 1-0          | 0-1          | 1-2          | 1-0          | 0-1          | 3-1          | 0-3          | 0-3          | 5-1          | 0-0          |     |     |
| Obinna Nwobodo   | 8-15           | 23         | 1-0          | 1-0          | 0-4          | 1-0          | 0-0          | 0-1          | 1-4          | 0-3          | 3-3          | 1-0          |     |     |
| Tyrell Mims      | 19-3           | 22         | 1-0          | DNP          | 4-1          | 3-1          | 4-0          | 2-1          | 1-0          | 3-0          | 0-0          | 1-0          |     |     |
| Zahmir Dawud     | 15-7           | 22         | 3-1          | 2-0          | 1-3          | 2-1          | 0-0          | 0-0          | 2-1          | 2-1          | 2-0          | 1-0          |     |     |
| Jordan Nelson    | 6-12           | 18         | 0-0          | 0-1          | 0-2          | 1-1          | 2-0          | 1-1          | 1-6          | 0-0          | 0-0          | 1-1          |     |     |
| Christian Sapp   | 14-3           | 17         | 2-0          | 3-1          | 5-1          | DNP          | DNP          | 1-0          | 1-0          | 1-1          | 0-0          | 1-0          |     |     |
| Capri Martin     | 6-10           | 16         | 1-1          | 0-0          | 1-4          | 1-2          | 0-0          | 1-0          | 0-1          | 1-1          | 0-1          | 1-0          |     |     |
| Newton Essiem    | 4-2            | 6          | 0-0          | 1-0          | 0-0          | 1-0          | 0-0          | 0-2          | 1-0          | 0-0          | 0-0          | 1-0          |     |     |
| Mike Kennedy     | 1-5            | 6          | 0-0          | 0-0          | 0-1          | 0-1          | 1-0          | 0-0          | 0-0          | 0-0          | 0-2          | 0-1          |     |     |
| Chandon Pierre   | 1-5            | 6          | 0-2          | DNP          | DNP          | 0-1          | 0-0          | 0-0          | 0-1          | 1-0          | 0-1          | 0-0          |     |     |
| JR Strauss       | 2-3            | 5          | 0-0          | 0-0          | 0-0          | 0-0          | 0-0          | 1-1          | 0-1          | 0-0          | 0-1          | 1-0          |     |     |
| Jon Wyatt        | 2-2            | 4          | 0-0          | 1-2          | 0-0          | 0-0          | DNP          | 1-0          | 0-0          | DNP          | DNP          | 0-0          |     |     |
| Jason Hall       | 3-0            | 3          | 1-0          | 1-0          | 0-0          | 0-0          | 0-0          | 1-0          | 0-0          | 0-0          | 0-0          | 0-0          |     |     |
| Kaleb Moody      | 1-2            | 3          | 0-0          | 0-0          | 0-1          | 0-0          | 0-0          | 0-0          | 0-0          | 0-0          | 1-1          | 0-0          |     |     |
| Anthony Hawkins  | 2-0            | 2          | DNP          | DNP          | DNP          | DNP          | DNP          | DNP          | DNP          | DNP          | 1-0          | 1-0          |     |     |
| Ivan Murray      | 1-1            | 2          | DNP          | 0-0          | 0-0          | 1-0          | 0-1          | 0-0          | 0-0          | DNP          | DNP          | DNP          |     |     |
| Jaylan Sanchez   | 1-1            | 2          | 0-0          | 0-0          | 0-0          | 0-0          | 0-0          | 0-0          | 0-0          | 0-1          | 0-0          | 1-0          |     |     |
| Timmy Furgeson   | 0-2            | 2          | 0-0          | 0-0          | 0-0          | 0-0          | 0-0          | 0-0          | 0-0          | 0-1          | 0-1          | 0-0          |     |     |
| Damill Bostic    | 1-0            | 1          | 0-0          | 1-0          | DNP          | DNP          | DNP          | DNP          | DNP          | DNP          | DNP          | 0-0          |     |     |
| Kyle Fay         | 1-0            | 1          | 0-0          | 0-0          | 0-0          | 0-0          | 0-0          | 0-0          | 0-0          | 1-0          | DNP          | DNP          |     |     |
| Ethan Gettman    | 1-0            | 1          | 0-0          | 0-0          | 0-0          | 0-0          | 0-0          | 0-0          | 0-0          | 0-0          | 0-0          | 1-0          |     |     |
| Garrett Rogan    | 1-0            | 1          | DNP          | DNP          | 0-0          | 0-0          | 0-0          | 0-0          | 0-0          | 0-0          | 0-0          | 1-0          |     |     |
| Julian Glantz    | 0-1            | 1          | DNP          | 0-0          | 0-0          | 0-0          | 0-0          | 0-0          | 0-0          | 0-0          | 0-1          | 0-0          |     |     |
| Ugo Nwotite      | 0-1            | 1          | DNP          | DNP          | DNP          | DNP          | 0-0          | DNP          | DNP          | 0-0          | DNP          | 0-1          |     |     |
| Jayvont Williams | 0-1            | 1          | DNP          | 0-0          | 0-0          | 0-0          | 0-0          | 0-1          | 0-0          | 0-0          | 0-0          | 0-0          |     |     |
| <b>TOTAL</b>     | <b>334-318</b> | <b>652</b> | <b>41-28</b> | <b>37-20</b> | <b>25-58</b> | <b>44-20</b> | <b>21-14</b> | <b>39-44</b> | <b>26-38</b> | <b>36-44</b> | <b>35-32</b> | <b>30-20</b> |     |     |

## SPECIAL TEAMS TACKLES

| Total Tackles  | KO-PU        | TOT       | YSU        | COL        | TOW        | MD         | LIU        | SB         | ME         | UNH        | HAM        | NCAT       | MON | DEL |
|----------------|--------------|-----------|------------|------------|------------|------------|------------|------------|------------|------------|------------|------------|-----|-----|
| Turner Inge    | 3-1          | 4         | 1-0        | 0-0        | 0-1        | 0-0        | 0-0        | 2-0        | 0-0        | 0-0        | 0-0        | 0-0        |     |     |
| Tyrell Mims    | 2-2          | 4         | 1-0        | 0-0        | 0-1        | 0-0        | 0-1        | 1-0        | 0-0        | 0-0        | 0-0        | 0-0        |     |     |
| Jason Hall     | 3-0          | 3         | 1-0        | 1-0        | 0-0        | 0-0        | 0-0        | 1-0        | 0-0        | 0-0        | 0-0        | 0-0        |     |     |
| Ethan Potter   | 2-1          | 3         | 1-0        | 0-0        | 0-0        | 0-0        | 0-0        | 0-0        | 1-0        | 0-1        | 0-0        | 0-0        |     |     |
| Jalen Goodman  | 2-0          | 2         | 1-0        | 0-0        | 0-0        | 0-0        | 0-0        | 0-0        | 0-0        | 0-0        | 0-0        | 1-0        |     |     |
| Christian Sapp | 2-0          | 2         | 0-0        | 0-0        | 2-0        | DNP        | DNP        | 0-0        | 0-0        | 0-0        | 0-0        | 0-0        |     |     |
| JR Strauss     | 2-0          | 2         | 0-0        | 0-0        | 0-0        | 0-0        | 0-0        | 0-0        | 0-0        | 0-0        | 1-0        | 1-0        |     |     |
| Brendan Bell   | 1-0          | 1         | 0-0        | 0-0        | 0-0        | 0-0        | 0-0        | 1-0        | 0-0        | 0-0        | 0-0        | 0-0        |     |     |
| Ethan Gettman  | 1-0          | 1         | 0-0        | 0-0        | 0-0        | 0-0        | 0-0        | 0-0        | 0-0        | 0-0        | 0-0        | 1-0        |     |     |
| Julian Glantz  | 1-0          | 1         | DNP        | 0-0        | 0-0        | 0-0        | 0-0        | 0-0        | 0-0        | 0-0        | 1-0        | 0-0        |     |     |
| Jordan Nelson  | 1-0          | 1         | 0-0        | 0-0        | 0-0        | 0-0        | 0-0        | 1-0        | 0-0        | 0-0        | 0-0        | 0-0        |     |     |
| Timmy Furgeson | 0-2          | 2         | 0-0        | 0-0        | 0-0        | 0-0        | 0-0        | 0-0        | 0-0        | 0-1        | 0-1        | 0-0        |     |     |
| Jaylan Sanchez | 0-2          | 2         | 0-0        | 0-0        | 0-0        | 0-0        | 0-0        | 0-0        | 0-0        | 0-1        | 0-0        | 0-1        |     |     |
| Ayden Howard   | 0-1          | 1         | 0-0        | 0-0        | 0-0        | 0-1        | 0-0        | 0-0        | 0-0        | 0-0        | 0-0        | 0-0        |     |     |
| Kaleb Moody    | 0-1          | 1         | 0-0        | 0-0        | 0-0        | 0-0        | 0-0        | 0-0        | 0-0        | 0-0        | 0-1        | 0-0        |     |     |
| <b>TOTAL</b>   | <b>20-10</b> | <b>30</b> | <b>5-0</b> | <b>1-0</b> | <b>2-2</b> | <b>0-1</b> | <b>0-1</b> | <b>6-0</b> | <b>1-0</b> | <b>0-3</b> | <b>2-2</b> | <b>3-1</b> |     |     |



# VILLANOVA FOOTBALL GAME NOTES

## GAME BY GAME STARTERS

| OFFENSE              | QB       | RB      | WR      | WR       | WR      | TE/WR   | LT       | LG        | C       | RG        | RT        |
|----------------------|----------|---------|---------|----------|---------|---------|----------|-----------|---------|-----------|-----------|
| YSU                  | Watkins  | Ragland | Sanchez | D. Smith | Miles   | Lopes   | Voltaire | Broderick | Picard  | McCullers | Ajirotutu |
| Colgate              | Watkins  | Ragland | Sanchez | D. Smith | Miles   | Clayton | Voltaire | Ajirotutu | Picard  | McCullers | Fay       |
| Towson               | Watkins  | Ragland | Sanchez | D. Smith | Miles   | Clayton | Voltaire | Ajirotutu | Picard  | McCullers | Fay       |
| Maryland             | Watkins  | Ragland | Sanchez | D. Smith | Miles   | Clayton | Voltaire | Cregan    | Picard  | McCullers | Fay       |
| LIU                  | Watkins  | Ragland | Sanchez | Lopes    | Miles   | Clayton | Voltaire | Broderick | Picard  | McCullers | Fay       |
| Stony Brook          | Watkins  | Mace    | Sanchez | D. Smith | Miles   | Lopes   | Voltaire | Ajirotutu | Picard  | McCullers | Fay       |
| Maine                | Watkins  | Mace    | Sanchez | D. Smith | Miles   | Clayton | Voltaire | Broderick | Picard  | McCullers | Fay       |
| UNH                  | Watkins  | Avit    | Sanchez | D. Smith | Kopecky | Lopes   | Voltaire | Broderick | Picard  | McCullers | Fay       |
| Hampton              | Watkins  | Avit    | Sanchez | D. Smith | Kopecky | Clayton | Voltaire | Broderick | Picard  | McCullers | Cregan    |
| NC A&T               | Watkins  | Avit    | Sanchez | D. Smith | Kopecky | Clayton | Voltaire | Broderick | Picard  | McCullers | Cregan    |
| Monmouth<br>Delaware |          |         |         |          |         |         |          |           |         |           |           |
| DEFENSE              | DE       | DT      | DE      | LB       | LB      | LB      | CB       | CB        | FS      | WS        | SS        |
| YSU                  | C. Smith | Nwobodo | Pierre  | Hartzell | Kimmel  | Bell    | Mims     | Dawud     | Goodman | Potter    | Trinh     |
| Colgate              | C. Smith | Nwobodo | Martin  | Hartzell | Kimmel  | Bell    | Wyatt    | Dawud     | Goodman | Potter    | Trinh     |
| Towson               | C. Smith | Nwobodo | Martin  | Hartzell | Kimmel  | Bell    | Mims     | Waxter    | Goodman | Potter    | Trinh     |
| Maryland             | C. Smith | Nwobodo | Martin  | Hartzell | Kimmel  | Bell    | Mims     | Waxter    | Goodman | Potter    | Trinh     |
| LIU                  | Howard   | Nwobodo | Martin  | Hartzell | Kimmel  | Bell    | Mims     | Waxter    | Goodman | Potter    | Trinh     |
| Stony Brook          | Howard   | Nwobodo | Martin  | Hartzell | Kimmel  | Bell    | Mims     | Waxter    | Goodman | Potter    | Trinh     |
| Maine                | Howard   | Nwobodo | Martin  | Hartzell | Kimmel  | Bell    | Mims     | Waxter    | Goodman | Potter    | Trinh     |
| UNH                  | Howard   | Nwobodo | Martin  | Hartzell | Inge    | Bell    | Mims     | Waxter    | Goodman | Potter    | Trinh     |
| Hampton              | Howard   | Nwobodo | Martin  | Hartzell | Kimmel  | Bell    | Mims     | Waxter    | Goodman | Potter    | Trinh     |
| NC A&T               | Howard   | Nwobodo | Martin  | Hartzell | Kimmel  | Bell    | Mims     | Waxter    | Goodman | Potter    | Trinh     |
| Monmouth<br>Delaware |          |         |         |          |         |         |          |           |         |           |           |

## VILLANOVA SCORING DRIVES

| OPP | QTR | TIME  | PL/YDS/TM  | RES | PLAY                       | OPP  | QTR | TIME  | PL/YDS/TM  | RES | PLAY                       |
|-----|-----|-------|------------|-----|----------------------------|------|-----|-------|------------|-----|----------------------------|
| YSU | 1   | 8:57  | 6/42/2:43  | FG  | Gettman 42 yard field goal | HAMP | 1   | 2:13  | 11/48/5:02 | FG  | Gettman 29 yard field goal |
| YSU | 1   | 1:23  | 7/79/4:04  | TD  | Watkins 14 yard run        | HAMP | 2   | 7:11  | 5/26/2:06  | TD  | Avig 1 yard run            |
| YSU | 2   | 2:20  | 7/45/3:57  | TD  | Ragland 3 yard run         | HAMP | 3   | 10:06 | 10/52/4:54 | FG  | Gettman 40 yard field goal |
| YSU | 3   | 10:52 | 4/88/2:23  | TD  | Watkins 29 yard run        | HAMP | 3   | 4:59  | 5/78/2:35  | TD  | Bell 4 yard run            |
| COL | 1   | 2:59  | 2/72/0:51  | TD  | D. Smith 71 yard reception | NCAT | 1   | 9:23  | 9/56/4:42  | TD  | Sanchez 18 yard reception  |
| COL | 3   | 11:53 | 6/63/2:59  | TD  | Ragland 1 yard run         | NCAT | 2   | 11:13 | 11/44/5:30 | FG  | Gettman 33 yard field goal |
| COL | 4   | 10:06 | 10/69/5:59 | TD  | D. Smith 8 yard reception  | NCAT | 3   | 10:03 | 9/70/4:52  | TD  | Watkins 13 yard run        |
| COL | 4   | 3:59  | 8/52/4:57  | TD  | Watkins 13 yard run        | NCAT | 3   | 5:05  | 5/80/3:08  | TD  | Watkins 12 yard run        |
|     |     |       |            |     |                            | NCAT | 4   | 11:22 | 10/51/5:38 | TD  | Avit 1 yard run            |
| TOW | 2   | 12:10 | 9/54/4:46  | TD  | Sanchez 20 yd reception    |      |     |       |            |     |                            |
| TOW | 3   | 1:16  | 4/80/2:31  | TD  | Sanchez 6 yd reception     |      |     |       |            |     |                            |
| MD  | 3   | 7:17  | 4/-8/1:20  | FG  | Gettman 33 yard field goal |      |     |       |            |     |                            |
| MD  | 3   | 4:15  | 6/53/3:00  | TD  | D. Smith 17 yard reception |      |     |       |            |     |                            |
| MD  | 4   | 10:33 | 11/55/5:03 | FG  | Gettman 37 yard field goal |      |     |       |            |     |                            |
| MD  | 4   | 1:11  | 9/80/4:14  | TD  | Maddocks 8 yard run        |      |     |       |            |     |                            |
| LIU | 1   | 7:55  | 13/84/6:55 | FG  | Gettman 24 yard field goal |      |     |       |            |     |                            |
| LIU | 1   | 3:04  | 3/19/1:57  | TD  | Ragland 12 yard run        |      |     |       |            |     |                            |
| LIU | 2   | 0:34  | 11/89/4:50 | TD  | Ragland 1 yard run         |      |     |       |            |     |                            |
| LIU | 4   | 14:55 | 2/19/0:17  | TD  | Avit 5 yard run            |      |     |       |            |     |                            |
| SB  | 1   | 0:00  | 6/92/3:03  | TD  | Kopecky 26 yard reception  |      |     |       |            |     |                            |
| SB  | 2   | 3:03  | 6/70/2:36  | TD  | Avit 1 yard run            |      |     |       |            |     |                            |
| SB  | 3   | 7:08  | 2/26/0:42  | TD  | Avit 1 yard run            |      |     |       |            |     |                            |
| SB  | 3   | 3:47  | 3/80/1:22  | TD  | Avit 59 yard run           |      |     |       |            |     |                            |
| SB  | 4   | 8:40  | 1/72/0:11  | TD  | Avit 72 yard run           |      |     |       |            |     |                            |
| SB  | 4   | 2:26  | 9/64/5:05  | TD  | Mace 21 yard run           |      |     |       |            |     |                            |
| UM  | 4   | 1:50  | 12/66/5:11 | TD  | Maddocks 7 yard run        |      |     |       |            |     |                            |
| UNH | 2   | 11:27 | 10/81/4:38 | TD  | Kopecky 25 yard reception  |      |     |       |            |     |                            |
| UNH | 4   | 8:21  | 9/99/5:24  | TD  | Smith 19 yard reception    |      |     |       |            |     |                            |

# VILLANOVA FOOTBALL GAME NOTES

## LONG PLAYS BY THE NUMBERS

| YARDS | NO. | TD |
|-------|-----|----|
| 100+  | 0   | 0  |
| 90-99 | 0   | 0  |
| 80-89 | 0   | 0  |
| 70-79 | 3   | 2  |
| 60-69 | 1   | 0  |
| 50-59 | 2   | 1  |
| 40-49 | 3   | 0  |
| 30-39 | 8   | 0  |
| 20-29 | 39  | 5  |

## LONG PLAYS BY TYPE

| PLAY           | NO. | TD |
|----------------|-----|----|
| Rushing        | 17  | 4  |
| Passing        | 22  | 4  |
| Punt Returns   | 1   | 0  |
| Kick Returns   | 15  | 0  |
| Interceptions  | 1   | 0  |
| Fumble Returns | 0   | 0  |
| Other          | 0   | 0  |
| TOTAL          | 56  | 8  |

## LONGEST PLAYS OF THE YEAR

|                            |                                     |
|----------------------------|-------------------------------------|
| <b>RUSHING</b>             |                                     |
| 72                         | David Avit vs. Stony Brook          |
| <b>RUSHING TOUCHDOWN</b>   |                                     |
| 72                         | David Avit vs. Stony Brook          |
| <b>PASSING</b>             |                                     |
| 72                         | Connor Watkins vs. Hampton          |
| <b>PASSING TOUCHDOWN</b>   |                                     |
| 71                         | Connor Watkins vs. Colgate          |
| <b>RECEPTION</b>           |                                     |
| 72                         | Jaylan Sanchez vs. Hampton          |
| <b>RECEIVING TOUCHDOWN</b> |                                     |
| 71                         | Devin Smith vs. Colgate             |
| <b>PUNT RETURN</b>         |                                     |
| 22                         | Tanner Maddocks vs. Stony Brook     |
| <b>KICK RETURN</b>         |                                     |
| 42                         | Christian Sapp vs. Youngstown State |
| <b>INTERCEPTION RETURN</b> |                                     |
| 24                         | Ty Trinh vs. Maryland               |
| <b>FUMBLE RETURN</b>       |                                     |
| 18                         | Shane Hartzell vs. LIU              |
| <b>PUNT</b>                |                                     |
| 72                         | Ethan Gettman vs. New Hampshire     |
| <b>FIELD GOAL</b>          |                                     |
| 42                         | Ethan Gettman vs. Youngstown State  |

## LONGEST PLAYS OF THE YEAR (20+ YARDS)

| YDS | TYPE | PLAYER                           | OPPONENT           |
|-----|------|----------------------------------|--------------------|
| 72* | Rush | David Avit                       | Stony Brook        |
| 72  | Pass | Connor Watkins to Jaylan Sanchez | Hampton            |
| 71* | Pass | Connor Watkins to Devin Smith    | Colgate            |
| 65  | Rush | Isaiah Ragland                   | Towson             |
| 59* | Rush | David Avit                       | Stony Brook        |
| 55  | Rush | Isaiah Ragland                   | North Carolina A&T |
| 45  | Rush | Connor Watkins                   | Youngstown State   |
| 45  | Pass | Connor Watkins to Jaylan Sanchez | LIU                |
| 42  | KR   | Christian Sapp                   | Youngstown State   |
| 36  | KR   | Christian Sapp                   | Colgate            |
| 35  | Pass | Connor Watkins to Ja'briel Mace  | Youngstown State   |
| 35  | Rush | Connor Watkins                   | Stony Brook        |
| 34  | Pass | Connor Watkins to Devin Smith    | North Carolina A&T |
| 32  | Pass | Connor Watkins to Luke Daly      | Stony Brook        |
| 31  | Rush | Isaiah Ragland                   | Youngstown State   |
| 31  | KR   | Isaiah Wright                    | LIU                |
| 31  | Pass | Connor Watkins to Devin Smith    | New Hampshire      |
| 29* | Rush | Connor Watkins                   | Youngstown State   |
| 28  | Pass | Connor Watkins to Jaylan Sanchez | Towson             |
| 28  | KR   | Devin Smith                      | Maine              |
| 27  | Rush | Connor Watkins                   | Hampton            |
| 26* | Pass | Connor Watkins to Lucas Kopecky  | Stony Brook        |
| 26  | KR   | Ja'briel Mace                    | Hampton            |
| 25  | Pass | Connor Watkins to Jaylan Sanchez | Colgate            |
| 25  | KR   | Devin Smith                      | Maryland           |
| 25  | Pass | Connor Watkins to Ja'briel Mace  | LIU                |
| 25  | Rush | David Avit                       | Stony Brook        |
| 25  | Rush | Isaiah Wright                    | Stony Brook        |
| 25* | Pass | Connor Watkins to Lucas Kopecky  | New Hampshire      |
| 24  | Pass | Connor Watkins to Isaiah Ragland | Maryland           |
| 24  | Pass | Tanner Maddocks to Chris Colby   | Maryland           |
| 24  | INT  | Ty Trinh                         | Maryland           |
| 24  | KR   | Devin Smith                      | Maine              |
| 24  | Rush | Ja'briel Mace                    | New Hampshire      |
| 23  | Pass | Connor Watkins to Daniel Lopes   | Youngstown State   |
| 23  | Pass | Connor Watkins to Daniel Lopes   | Colgate            |
| 23  | Rush | Isaiah Ragland                   | Colgate            |
| 23  | Rush | Ja'briel Mace                    | Maryland           |
| 23  | Pass | Connor Watkins to Devin Smith    | Stony Brook        |
| 23  | Pass | Tanner Maddocks to Chris Colby   | Maine              |
| 23  | KR   | Devin Smith                      | Maine              |
| 22  | KR   | Christian Sapp                   | Towson             |
| 22  | KR   | Devin Smith                      | Maryland           |
| 22  | PR   | Tanner Maddocks                  | Stony Brook        |
| 21  | KR   | Christian Sapp                   | Colgate            |
| 21  | KR   | Christian Sapp                   | Towson             |
| 21* | Rush | Ja'briel Mace                    | Stony Brook        |
| 21  | Pass | Tanner Maddocks to Eli Smith     | Maine              |
| 21  | Pass | Connor Watkins to David Avit     | North Carolina A&T |
| 20  | Rush | David Avit                       | Youngstown State   |
| 20  | Pass | Connor Watkins to Devin Smith    | Colgate            |
| 20* | Pass | Connor Watkins to Jaylan Sanchez | Towson             |
| 20  | KR   | Devin Smith                      | Maryland           |
| 20  | KR   | Devin Smith                      | Maryland           |
| 20  | KR   | Devin Smith                      | Maine              |
| 20  | Rush | Connor Watkins                   | New Hampshire      |

\* denotes a touchdown

| <b>20-YARD PLUS BY PLAYER</b> |     |    |      |      |    |    |    |    |
|-------------------------------|-----|----|------|------|----|----|----|----|
| PLAYER                        | NO. | TD | RUSH | REC. | KR | PR | IR | FR |
| D. Smith                      | 13  | 1  | 0    | 5    | 8  | 0  | 0  | 0  |
| Mace                          | 6   | 1  | 3    | 2    | 1  | 0  | 0  | 0  |
| Avit                          | 5   | 2  | 4    | 1    | 0  | 0  | 0  | 0  |
| Watkins                       | 5   | 1  | 5    | 0    | 0  | 0  | 0  | 0  |
| Sanchez                       | 5   | 1  | 0    | 5    | 0  | 0  | 0  | 0  |
| Ragland                       | 5   | 0  | 4    | 1    | 0  | 0  | 0  | 0  |
| Sapp                          | 5   | 0  | 0    | 0    | 5  | 0  | 0  | 0  |
| Kopecky                       | 2   | 2  | 0    | 2    | 0  | 0  | 0  | 0  |
| Wright                        | 2   | 0  | 1    | 0    | 1  | 0  | 0  | 0  |
| Colby                         | 2   | 0  | 0    | 2    | 0  | 0  | 0  | 0  |
| Lopes                         | 2   | 0  | 0    | 2    | 0  | 0  | 0  | 0  |
| Daly                          | 1   | 0  | 0    | 1    | 0  | 0  | 0  | 0  |
| E. Smith                      | 1   | 0  | 0    | 1    | 0  | 0  | 0  | 0  |
| Maddocks                      | 1   | 0  | 0    | 0    | 0  | 1  | 0  | 0  |
| Trinh                         | 1   | 0  | 0    | 0    | 0  | 0  | 1  | 0  |
| TOTAL                         | 56  | 8  | 17   | 22   | 15 | 1  | 1  | 0  |

# VILLANOVA FOOTBALL GAME NOTES

## MISCELLANEOUS STATS

### NON-OFFENSIVE TOUCHDOWNS

| Player | Type | Yds | Opponent |
|--------|------|-----|----------|
|        |      |     |          |

### POINTS OFF TURNOVERS

| OPPONENT         | VU TO    | OPP PTS   | OPP TO    | VU PTS    | +/-        |
|------------------|----------|-----------|-----------|-----------|------------|
| Youngstown State | 0        | 0         | 3         | 3         | +3         |
| at Colgate       | 0        | 0         | 1         | 0         | 0          |
| Towson           | 2        | 0         | 0         | 0         | 0          |
| at Maryland      | 0        | 0         | 2         | 3         | +3         |
| LIU              | 0        | 0         | 2         | 14        | +14        |
| at Stony Brook   | 1        | 7         | 2         | 7         | 0          |
| at Maine         | 4        | 7         | 1         | 0         | -7         |
| New Hampshire    | 2        | 0         | 1         | 0         | 0          |
| at Hampton       | 0        | 0         | 1         | 0         | 0          |
| N.C. A&T         | 0        | 0         | 0         | 0         | 0          |
| at Monmouth      |          |           |           |           |            |
| Delaware         |          |           |           |           |            |
| <b>TOTAL</b>     | <b>9</b> | <b>14</b> | <b>13</b> | <b>27</b> | <b>+13</b> |

### CAREER INTERCEPTIONS

| Player         | INT | Return Yards | Long | TD |
|----------------|-----|--------------|------|----|
| Tyrell Mims    | 4   | 0            | 0    | 0  |
| Ty Trinh       | 3   | 42           | 24   | 0  |
| Christian Sapp | 3   | 0            | 0    | 0  |
| Jalen Goodman  | 2   | 104          | 81   | 1  |
| Zahmir Dawud   | 2   | 2            | 2    | 0  |
| Isas Waxter    | 2   | 0            | 0    | 0  |
| Shane Hartzell | 1   | 19           | 19   | 0  |
| Brendan Bell   | 1   | 17           | 17   | 0  |
| Richie Kimmel  | 1   | 0            | 0    | 0  |
| Ethan Potter   | 1   | 1            | 1    | 0  |

### CAREER FUMBLES

| Player         | FF | FR | Return Yards | TD |
|----------------|----|----|--------------|----|
| Brendan Bell   | 3  | 2  | 0            | 0  |
| Zahmir Dawud   | 1  | 0  | 0            | 0  |
| Timmy Furgeson | 1  | 3  | 3            | 0  |
| Jalen Goodman  | 1  | 2  | 0            | 0  |
| Shane Hartzell | 2  | 1  | 18           | 0  |
| Richie Kimmel  | 0  | 2  | 1            | 0  |
| Tyrell Mims    | 0  | 2  | 0            | 0  |
| Jodan Nelson   | 0  | 1  | 0            | 0  |
| Chandon Pierre | 1  | 0  | 0            | 0  |
| Ethan Potter   | 1  | 1  | 0            | 0  |
| Christian Sapp | 1  | 0  | 0            | 0  |
| Chuck Smith    | 4  | 2  | 0            | 0  |
| Ty Trinh       | 1  | 2  | 0            | 0  |
| Isas Waxter    | 3  | 1  | 0            | 0  |

### CAREER BLOCKED KICKS

| Player         | Type | Opponent       | Date     |
|----------------|------|----------------|----------|
| Brendan Bell   | Punt | UAlbany        | 10.16.21 |
| Richie Kimmel  | Punt | Delaware       | 11.19.22 |
| Tyrell Mims    | Punt | William & Mary | 10.30.21 |
| JR Strauss     | FG   | Towson         | 9.16.24  |
| Obinna Nwobodo | FG   | Towson         | 9.16.24  |

### CAREER 100-YARD RUSHING GAMES

| Player         | Yds. | Att. | TD | Opp.     | Date     |
|----------------|------|------|----|----------|----------|
| David Avit     | 160  | 24   | 1  | LIU      | 9.28.24  |
| David Avit     | 183  | 13   | 4  | Stony B. | 10.5.24  |
| Isaiah Ragland | 126  | 15   | 0  | Elon     | 10.14.23 |
| Isaiah Ralgnad | 141  | 17   | 0  | Towson   | 9.16.24  |
| Connor Watkins | 130  | 11   | 2  | Hampton  | 10.29.22 |
| Connor Watkins | 113  | 10   | 3  | URI      | 9.23.23  |
| Connor Watkins | 125  | 13   | 0  | Elon     | 10.14.23 |
| Connor Watkins | 107  | 10   | 2  | YSU      | 8.29.24  |

### CAREER 100-YARD RECEIVING GAMES

| Player         | Yds. | Rec. | TD | Opp.        | Date     |
|----------------|------|------|----|-------------|----------|
| Jaylan Sanchez | 128  | 2    | 0  | Colgate     | 9.9.23   |
| Jaylan Sanchez | 158  | 6    | 2  | NC A&T      | 10.7.23  |
| Jaylan Sanchez | 103  | 4    | 1  | Stony B.    | 10.28.23 |
| Jaylan Sanchez | 103  | 5    | 0  | Hampton     | 11.2.24  |
| Devin Smith    | 103  | 4    | 1  | S. Car. St. | 10.26.23 |
| Devin Smith    | 202  | 6    | 1  | Richmond    | 11.25.23 |
| Devin Smith    | 116  | 6    | 2  | Colgate     | 9.7.24   |

### CAREER 300-YARD PASSING GAMES

| Player         | Yds. | C-A-I   | TD | Opp.     | Date     |
|----------------|------|---------|----|----------|----------|
| Connor Watkins | 310  | 8-11-0  | 2  | Colgate  | 9.9.23   |
| Connor Watkins | 361  | 13-19-0 | 4  | Stony B. | 10.28.23 |

### CAREER DOUBLE DIGIT TACKLE GAMES

| Player         | TOT | UA-A | Opp.        | Date     |
|----------------|-----|------|-------------|----------|
| Brendan Bell   | 10  | 5-5  | Towson      | 11.5.22  |
| Brendan Bell   | 12  | 9-3  | Delaware    | 11.19.22 |
| Brendan Bell   | 14  | 8-6  | UNH         | 11.4.23  |
| Brendan Bell   | 12  | 4-8  | Delaware    | 11.18.23 |
| Brendan Bell   | 11  | 5-6  | YSU         | 8.29.24  |
| Brendan Bell   | 10  | 9-1  | Colgate     | 9.7.24   |
| Brendan Bell   | 12  | 2-10 | Towson      | 9.14.24  |
| Brendan Bell   | 15  | 7-8  | Stony Brook | 10.5.24  |
| Jalen Goodman  | 13  | 10-3 | URI         | 3.13.21  |
| Jalen Goodman  | 12  | 10-2 | Holy Cr.    | 12.3.21  |
| Jalen Goodman  | 12  | 5-7  | Delaware    | 11.19.22 |
| Shane Hartzell | 15  | 8-7  | Richmond    | 10.15.22 |
| Shane Hartzell | 10  | 6-4  | Delaware    | 11.19.22 |
| Shane Hartzell | 10  | 4-6  | UNH         | 11.4.23  |
| Shane Hartzell | 14  | 7-7  | YSU         | 12.2.23  |
| Shane Hartzell | 11  | 7-4  | YSU         | 8.29.24  |
| Shane Hartzell | 11  | 5-6  | Stony Brook | 10.5.24  |
| Shane Hartzell | 20  | 8-12 | UNH         | 10.26.24 |
| Richie Kimmel  | 10  | 2-8  | YSU         | 8.29.24  |
| Richie Kimmel  | 10  | 3-7  | Stony Brook | 10.5.24  |
| Kaleb Moody    | 10  | 5-5  | Brown       | 9.22.23  |
| Ethan Potter   | 11  | 4-7  | Maine       | 10.1.22  |
| Ethan Potter   | 11  | 6-5  | Richmond    | 10.15.22 |
| Ethan Potter   | 10  | 7-3  | Maryland    | 9.21.24  |
| Ethan Potter   | 10  | 6-4  | Maine       | 10.19.24 |
| Ty Trinh       | 12  | 7-5  | UNH         | 11.4.23  |



# VILLANOVA FOOTBALL GAME NOTES

## DEFENSE/SPECIAL TEAMS TOUCHDOWNS

(since becoming an FCS member in 1985)

| PLAY                           | TDs       |
|--------------------------------|-----------|
| <b>DEFENSE (67)</b>            |           |
| Interception Return.....       | 43        |
| Fumble Return.....             | 18        |
| Blocked Punt Return.....       | 5         |
| Blocked Field Goal Return..... | 1         |
| <b>SPECIAL TEAMS (17)</b>      |           |
| Kick Return.....               | 15        |
| Punt Return.....               | 2         |
| <b>TOTAL .....</b>             | <b>84</b> |

## LONGEST TOUCHDOWNS BY TYPE

### Interception Return

100 yards by Rob Rolle on September 17, 2016 vs. Towson

### Fumble Return

99 yards by Jaquan Amos on October 7, 2017 vs. Maine

### Return of Blocked Punt

33 yards by Ademole Turner on September 21, 1996 vs. Fordham

### Return of Blocked Field Goal

73 yards by Craig James on September 28, 2013 vs. Penn

### Kick Return

100 yards by Nowoola Awopetu on November 9, 2019 vs. Richmond

### Punt Return

66 yards by Poppy Livers on October 20, 2012 vs. Georgia State

## DEFENSIVE/SPECIAL TEAMS TDS BY YEAR

### DEFENSE

|         |  |
|---------|--|
| 4 ..... | 2000, 2016, 2017, 2019   |
| 3 ..... | 2004, 2005, 2007, 2009, 2012, 2013   |
| 2 ..... | 1986 1989, 1991, 1992, 1994, 1996, 1999,<br>2003, 2008, 2010, 2011, 2014, 2018, 2021 |
| 1 ..... | 1997, 1998, 2001, 2022, 2023   |

### SPECIAL TEAMS

|         |   |
|---------|---|
| 2 ..... | 2000, 2010  |
| 1 ..... | 1996, 1997, 1998, 2001, 2002, 2003,<br>2004, 2007, 2008, 2009, 2012, 2017, 2019 |

## DEFENSIVE/SPECIAL TEAMS TDS BY MONTH

|                 |    |
|-----------------|----|
| August .....    | 3  |
| September ..... | 35 |
| October .....   | 21 |
| November .....  | 22 |
| December .....  | 3  |

## DEFENSIVE/SPECIAL TEAMS TDS BY PLAYER

| DEFENSIVE TOUCHDOWNS      | TDs      |
|---------------------------|----------|
| Jaquan Amos .....         | 4        |
| Jimmy Pitts.....          | 3        |
| Ronnie Akins .....        | 2        |
| Nowoola Awopetu .....     | 2        |
| Brian Barajas .....       | 2        |
| Eric Loper .....          | 2        |
| Rob Rolle .....           | 2        |
| Joe Sarnese .....         | 2        |
| Jeff Steeb .....          | 2        |
| Daryl Stewart.....        | 2        |
| Danny Abraham.....        | 1        |
| Darrell Adams .....       | 1        |
| TD Ayo-Durojaiye .....    | 1        |
| Rodney Badger .....       | 1        |
| Christian Benford.....    | 1        |
| Austin Calitro .....      | 1        |
| Clarence Curry .....      | 1        |
| Chris Curtis.....         | 1        |
| John Dempsey .....        | 1        |
| Curtis Eller.....         | 1        |
| Brennan Erbeznik.....     | 1        |
| <b>Jalen Goodman.....</b> | <b>1</b> |
| Sean Goodrich .....       | 1        |
| Mike Hoffman .....        | 1        |
| Brian Hulea .....         | 1        |
| Keeling Hunter.....       | 1        |
| Craig James .....         | 1        |
| Gary Johnson .....        | 1        |
| Marlon Johnson.....       | 1        |
| Joe Keating.....          | 1        |
| Salim Koroma .....        | 1        |
| Tanoh Kpassagnon .....    | 1        |
| Tim Kukucka .....         | 1        |
| DeLonne Kelly .....       | 1        |
| Kevin Long.....           | 1        |
| Jason McMillion .....     | 1        |
| Jerry Miles .....         | 1        |
| Martel Moody.....         | 1        |
| Steven Neugebauer.....    | 1        |
| Osayi Osunde .....        | 1        |
| Delmon Robertson.....     | 1        |
| Bobby Rosato .....        | 1        |
| Dan Silva .....           | 1        |
| Kwesi Solomon.....        | 1        |
| Rich Spugnardi.....       | 1        |
| Terence Taylor.....       | 1        |
| Elijah Trent.....         | 1        |
| Ademole Turner .....      | 1        |
| Ray Ventrone .....        | 1        |
| Ross Ventrone.....        | 1        |
| Curtis Waltman .....      | 1        |
| Aaron Weems .....         | 1        |
| Darrel Young .....        | 1        |

### SPECIAL TEAMS TOUCHDOWNS

| SPECIAL TEAMS TOUCHDOWNS | TDs |
|--------------------------|-----|
| Brian Westbrook.....     | 5   |
| Angelo Babbaro.....      | 3   |
| Martin Gibson.....       | 3   |
| Matt Szczur .....        | 2   |
| Nowoola Awopetu .....    | 1   |
| Poppy Livers.....        | 1   |
| Taurus Phillips .....    | 1   |
| Ademole Turner.....      | 1   |

# VILLANOVA FOOTBALL GAME NOTES

## SINGLE GAME HIGHS

### INDIVIDUAL SINGLE GAME HIGHS

| Category         | No.  | Player                                |
|------------------|------|---------------------------------------|
| Rushes           | 26   | David Avit, Hampton                   |
| Rushing Yards    | 183  | David Avit, Stony Brook               |
| Rushing TDs      | 4    | David Avit, Stony Brook               |
| Long Rush        | 72   | David Avit, Stony Brook               |
| Pass Attempts    | 31   | Connor Watkins, Maine                 |
| Pass Completions | 18   | Connor Watkins, Colgate/N.C. A&T      |
| Passing Yards    | 247  | Connor Watkins, Colgate               |
| Passing TDs      | 2    | Connor Watkins, Colgate/Towson/UNH    |
| Long Pass        | 72   | Connor Watkins, Hampton               |
| Receptions       | 7    | Devin Smith, North Carolina A&T       |
| Receiving Yards  | 116  | Devin Smith, Colgate                  |
| Receiving TDs    | 2    | D. Smith, Colgate; J. Sanchez, Towson |
| Long Reception   | 72   | Jaylan Sanchez, Hampton               |
| Field Goals      | 2    | Ethan Gettman, Maryland/Hampton       |
| Long Field Goal  | 42   | Ethan Gettman, Youngstown State       |
| Punts            | 7    | Ethan Gettman, Hampton                |
| Punting Average  | 46.0 | Ethan Gettman, Youngstown State       |
| Long Punt        | 72   | Ethan Gettman, New Hampshire          |
| Punts Inside 20  | 3    | Ethan Gettman, Hampton/N.C. A&T       |
| Long Punt Return | 22   | Tanner Maddocks, Stony Brook          |
| Long Kick Return | 42   | Christian Sapp, Youngstown State      |
| Long INT Return  | 24   | Ty Trinh, Maryland                    |
| Long FR Return   | 18   | Shane Hartzell, LIU                   |
| Tackles          | 20   | Shane Hartzell, New Hampshire         |
| Tackles For Loss | 4.5  | Brendan Bell, New Hampshire           |
| Sacks            | 2.0  | Shane Hartzell, North Carolina A&T    |
| Interceptions    | 1    | 6x                                    |

### OPPONENT SINGLE GAME HIGHS

| Category         | No.  | Player                                 |
|------------------|------|--|
| Rushes           | 24   | Roland Dempster, Stony Brook           |
| Rushing Yards    | 135  | Devin Matthews, Towson                 |
| Rushing TDs      | 3    | Roland Dempster, Stony Brook           |
| Long Rush        | 70   | Devin Matthews, Towson                 |
| Pass Attempts    | 36   | Sean Brown, Towson                     |
| Pass Completions | 28   | Billy Edwards Jr., Maryland            |
| Passing Yards    | 328  | Billy Edwards Jr., Maryland            |
| Passing TDs      | 3    | Carter Peevy, Maine                    |
| Long Pass        | 61   | Billy Edwards Jr., Maryland            |
| Receptions       | 14   | Tai Felton, Maryland                   |
| Receiving Yards  | 157  | Tai Felon, Maryland                    |
| Receiving TDs    | 1    | 7x                                     |
| Long Reception   | 61   | Tai Felton, Maryland                   |
| Field Goals      | 2    | K. Vaughan, Towson; N. Mazzie, UNH     |
| Long Field Goal  | 46   | Jack Howes, Maryland                   |
| Punts            | 8    | Taylor, Stony Brook; Starling, Hampton |
| Punting Average  | 55.0 | Brendon Kilpatrick, Youngstown State   |
| Long Punt        | 70   | DJ Page, North Carolina A&T            |
| Punts Inside 20  | 2    | 5x                                     |
| Long Punt Return | 27   | Braeden Wisloski, Maryland             |
| Long Kick Return | 47   | Cortez Lane, North Carolina A&T        |
| Long INT Return  | 0    | D. Vaught/S. Smalls, Maine             |
| Long FR Return   | 9    | Ryan Toscano, New Hampshire            |
| Tackles          | 11   | Cole Kozlowski, Colgate                |
| Tackles For Loss | 2.5  | J. Silver, UNH; H. Daniel, N.C. A&T    |
| Sacks            | 2.0  | I. Henderson, Maine; J. Silver, UNH    |
| Interceptions    | 1    | D. Vaught/S. Smalls, Maine             |

### TEAM SINGLE GAME HIGHS

| Category         | No.             | Villanova                          |
|------------------|-----------------|------------------------------------|
| Rushes           | 53              | LIU                                |
| Rushing Yards    | 280             | Stony Brook                        |
| Yards Per Rush   | 8.2 (30/246)    | Youngstown State                   |
| Rushing TDs      | 5               | Stony Brook                        |
| Pass Attempts    | 40              | Maine                              |
| Pass Completions | 18              | Colgate, Maine, North Carolina A&T |
| Passing Yards    | 247             | Colgate                            |
| Yards Per Pass   | 8.8 (247/28)    | Colgate                            |
| Passing TDs      | 2               | Colgate, Towson, New Hampshire     |
| Total Plays      | 72              | LIU                                |
| Total Offense    | 432             | Stony Brook                        |
| Yards Per Play   | 7.4 (58/432)    | Stony Brook                        |
| Points           | 42              | Stony Brook                        |
| First Downs      | 22              | LIU, North Carolina A&T            |
| Penalties        | 10              | LIU, Maine                         |
| Penalty Yards    | 100             | Maine                              |
| Turnovers        | 4               | Maine                              |
| Sacks            | 3               | Towson                             |
| Interceptions    | 2               | Youngstown State                   |
| Punts            | 7               | Hampton                            |
| Punting Average  | 46.0 (3/138)    | Youngstown State                   |
| Third Down Pct.  | 50.0% (7 of 14) | LIU                                |
| Fourth Down Pct. | 100.0% (2 of 2) | North Carolina A&T                 |
|                  | 100.0% (1 of 1) | New Hampshire                      |

### OPPONENT SINGLE GAME HIGHS

| Category         | No.             | Opponent              |
|------------------|-----------------|-----------------------|
| Rushes           | 45              | Hampton               |
| Rushing Yards    | 169             | Youngstown State      |
| Yards Per Rush   | 5.3 (30/159)    | Maryland              |
| Rushing TDs      | 3               | Maryland, Stony Brook |
| Pass Attempts    | 42              | Colgate               |
| Pass Completions | 29              | Maryland              |
| Passing Yards    | 338             | Maryland              |
| Yards Per Pass   | 9.9 (338/29)    | Maryland              |
| Passing TDs      | 3               | Maine                 |
| Total Plays      | 74              | Stony Brook           |
| Total Offense    | 497             | Maryland              |
| Yards Per Play   | 7.8 (64/497)    | Maryland              |
| Points           | 38              | Maryland              |
| First Downs      | 21              | Youngstown State      |
| Penalties        | 9               | North Carolina A&T    |
| Penalty Yards    | 89              | Maryland              |
| Turnovers        | 3               | Youngstown State      |
| Sacks            | 7               | Maine                 |
| Interceptions    | 2               | Maine                 |
| Punts            | 8               | Stony Brook, Hampton  |
| Punting Average  | 55.0 (2/110)    | Youngstown State      |
| Third Down Pct.  | 70.0% (7 of 10) | Maryland              |
| Fourth Down Pct. | 100.0% (2 of 2) | Stony Brook           |
|                  | 100.0% (1 of 1) | Towson, Maryland      |

# VILLANOVA FOOTBALL GAME NOTES

## THE LAST TIME VILLANOVA

| VILLANOVA                     | SPAN OF GAMES | LAST TIME  | VILLANOVA                     | SPAN OF GAMES | LAST TIME   |
|-------------------------------|---------------|--|-------------------------------|---------------|---|
| <b>Scoring</b>                |               |  | <b>PASSING</b>                |               |   |
| 50-59                         | 45            | 55 vs. Bucknell (9.11.2021)                                | 300-399 yards                 | 15            | 361, Connor Watkins vs. Stony Brook (10.28.2023)                    |
| 60-69                         | 207           | 63 vs. William & Mary (10.6.2007)                          | 400+ yards                    | 258           | 460, Brett Gordon vs. Delaware (11.23.2002)                         |
| 70+                           | 1,212         | NEVER  | 40-49 attempts                | 44            | 40, Daniel Smith vs. Richmond (9.18.2021)                           |
| <10                           | 3             | <b>7 at Maine (10.19.2024)</b>                             | 50+ attempts                  | 228           | 54, Frank Jankowski vs. Richmond (10.8.2005)                        |
| <7                            | 25            | 3 at Towson (11.5.2022)                                    | 25-29 completions             | 44            | 26, Daniel Smith vs. Richmond (9.18.2021)                           |
| Shutout by                    | 67            | 0-34 vs. New Hampshire (10.27.2018)                        | 30-39 completions             | 223           | 30, Frank Jankowski vs. JMU (11.12.2005)                            |
| Shutout by (CAA)              | 67            | 0-34 vs. New Hampshire (10.27.2018)                        | 40+ completions               | 265           | 40, Brett Gordon vs. JMU (9.28.2002)                                |
| Shutout by (home)             | 67            | 0-34 vs. New Hampshire (10.27.2018)                        | 3 passing TDs                 | 13            | 3, Connor Watkins vs. Towson (11.11.2023)                           |
| Shutout by (road)             | 92            | 0-23 vs. Richmond (10.15.2016)                             | 4 passing TDs                 | 15            | 4, Connor Watkins vs. Stony Brook (10.28.2023)                      |
| Shutout opponent              | 16            | 21-0 vs. Elon (10.14.2023)                                 | 5 passing TDs                 | 52            | 5, Daniel Smith vs. Delaware (11.23.2019)                           |
| Shutout (home)                | 16            | 21-0 vs. Elon (10.14.2023)                                 | 6 passing TDs                 | 292           | 6, Chris Boden vs. Delaware (11.20.1999)                            |
| Shutout (road)                | 37            | 35-0 at Elon (11.6.2021)                                   | Consecutive 300+              | 229           | 3 straight, Frank Jankowski (9.24 - 10.8.2005)                      |
| Shutout (CAA)                 | 16            | 21-0 vs. Elon (10.14.2023)                                 | 50-59 yard pass               | 12            | 51, Connor Watkins at Delaware (11.18.2023)                         |
| <b>Rushing</b>                |               |  | 60-69 yard pass               | 11            | 64, Connor Watkins vs. YSU (12.2.2022)                              |
| 300-399 Yards                 | 32            | 365 at LIU (9.10.2022)                                     | <b>70-79 yard pass</b>        | <b>1</b>      | <b>72, Connor Watkins at Hampton (11.2.2024)</b>                    |
| 400+ Yards                    | 16            | 440 vs. Elon (10.14.2023)                                  | 80-89 yard pass               | 31            | 80, Connor Watkins vs. UAlbany (10.22.2022)                         |
| <100 Yards                    | 1             | <b>92 at Hampton (11.2.2024)</b>                           | 90-99 yard pass               | 71            | 90, Zach Bednarczyk vs. Bucknell (9.22.2018)                        |
| <0 Yards                      | 216           | -39 vs. Maine (10.14.2006)                                 | 100+ yard pass                | 1,212         | NEVER   |
| <b>Passing</b>                |               |  | <b>RECEIVING</b>              |               |   |
| 300-399 Yards                 | 13            | 300 vs. Towson (11.11.2023)                                | 100-199 yards                 | <b>1</b>      | <b>Jaylan Sanchez (103) at Hampton (11.2.2024)</b>                  |
| 400-499 Yards                 | 229           | 418 vs. New Hampshire (10.1.2004)                          | 200+ yards                    | 52            | 236, Changa Hodge vs. Delaware (11.23.2019)                         |
| <b>Total Offense</b>          |               |  | 2 players 100+                | 21            | Pringle (168), Sanchez (128) vs. Colgate (9.9.2023)                 |
| 500-599 Yards                 | 13            | 555 vs. Towson (11.11.2023)                                | 3 players 100+                | 15            | Pringle (191), Sanchez (103), Hayek (102) vs. Stony B. (10.28.2023) |
| 600-699 Yards                 | 71            | 609 vs. Bucknell (9.22.2018)                               | 10 receptions                 | 216           | 10, Duquesne May vs. Maine (10.14.2006)                             |
| 700+ Yards                    | 763           | 706 vs. North Carolina State (11.19.1949)                  | 11 receptions                 | 160           | 11, Matt Szczur vs. Stephen F.A. (12.4.2.2010)                      |
| <200 Yards                    | 25            | 153 at Towson (11.5.2022)                                  | 12-14 receptions              | 269           | 12, Brian White vs. Rutgers (8.31.2002)                             |
| <100 Yards                    | 398           | 87 vs. New Hampshire (11.3.1990)                           | 15 receptions                 | 310           | 15, Brian Westbrook vs. N' eastern (10.10.1998)                     |
| 30+ first downs               | 52            | 30 vs. Delaware (11.23.2019)                               | 16 receptions                 | 314           | 16, Brian Finneran vs. Y'town State (12.6.1997)                     |
| <b>100+ penalty yards</b>     |               |  | Consecutive 100+              | 13            | 3 straight, Rayjuon Pringle (10.28 - 11.11.2023)                    |
| <b>2 fumbles lost</b>         | <b>3</b>      | <b>10-100 vs. Maine (10.19.2024)</b>                       | 50-59 yard catch              | 12            | 51, Jaaron Hayek at Delaware (11.18.2023)                           |
| 3+ fumbles lost               | 18            | <b>0 vs. New Hampshire (10.26.2024)</b>                    | 60-69 yard catch              | 11            | 64, Jaylan Sanchez vs. YSU (12.2.2022)                              |
| Scored a safety               | 13            | 3 at UAlbany (9.30.2023)                                   | <b>70-79 yard catch</b>       | <b>1</b>      | <b>72, Jaylan Sanchez at Hampton (11.2.2024)</b>                    |
| Scored two safeties           | 136           | 1 vs. Towson (11.11.2023)                                  | 80-89 yard catch              | 27            | 80, Rayjuon Pringle vs. UAlbany (10.22.2022)                        |
| Allowed a safety              | 27            | 2 vs. James Madison (11.10.2012)                           | 90-99 yard catch              | 71            | 90, Josh McGrigg vs. Bucknell (9.22.2018)                           |
| Forced 5 TO                   | 46            | 1 vs. UAlbany (10.22.2022)                                 | 100+ yard catch               | 1,212         | NEVER   |
| Forced 6+ TO                  | 46            | 6 at Lehigh (9.4.2021)                                     | 3 receiving TDs               | 159           | 3, Norman White vs. Stephen F.A. (12.4.2010)                        |
| Committed 5+ TO               | 18            | 6 at Lehigh (9.4.2021)                                     | 4 receiving TDs               | 29            | 4, Jaaron Hayek vs. Maine (10.1.2022)                               |
| 4+ interceptions              | 46            | 5 at UAlbany (9.30.2023)                                   | 5 receiving TDs               | 555           | 5, Mike Siani vs. Xavier (10.30.1971)                               |
| <b>Forced 2 fumbles</b>       | <b>3</b>      | 4 at Lehigh (9.4.2021)                                     | <b>SPECIAL TEAMS</b>          |               |   |
| Forced 3 fumbles              | 40            | <b>2 at Maine (10.19.2024)</b>                             | 50+ yard field goal           | 295           | 50, Casey Hannon vs. JMU (10.1.1999)                                |
| Forced 4+ fumbles             | 117           | 3 vs. Rhode Island (10.23.2021)                            | 45-49 yard field goal         | 10            | 46, Matthew Mercurio at S. Dak. St. (12.9.2023)                     |
| <b>Recovered 2 fumbles</b>    | <b>5</b>      | 4 vs. Rhode Island (10.11.2014)                            | <b>40-44 yard field goal</b>  | <b>1</b>      | <b>40, Ethan Gettman at Hampton (11.2.2024)</b>                     |
| Recovered 3+ fumbles          | 40            | <b>2 vs. LIU (9.28.2024)</b>                               | Made 3+ field goals           | 17            | 3, Matthew Mercurio at N.C. A&T (10.7.2023)                         |
| 2+ defensive TDs              | 66            | 3 vs. Rhode Island (10.23.2021)                            | Made 7+ PATs                  | 45            | 7, William Bartel vs. Bucknell (9.11.2021)                          |
| Defense/ST TDs                | 83            | 4 vs. Rhode Island (10.11.2014)                            | Missed PAT                    | 15            | 1, Matthew Mercurio vs. Stony Brook (10.28.2023)                    |
| Consecutive games non-off. TD | 61            | <b>2 vs. LIU (9.28.2024)</b>                               | <b>70+ yard punt</b>          | <b>2</b>      | <b>72, Ethan Gettman vs. UNH (10.26.2024)</b>                       |
| 5 total TD's in a game        | 12            | 3 vs. Rhode Island (10.23.2021)                            | <b>60-69 yard punt</b>        | <b>9</b>      | <b>62, Ethan Gettman vs. YSU (8.29.2024)</b>                        |
| <b>6 total TD's in a game</b> | <b>4</b>      | 2 INT returns vs. Richmond (11.3.2018)                     | Kickoff return TD             | 54            | 100, Nowoola Awopetu vs. Richmond (11.9.2019)                       |
| 7+ total TD's in a game       | 15            | 2 INT returns/1 PR vs. Lafayette (9.16.2017)               | Punt return TD                | 41            | 15, TD Ayo-Durojaiye at UAlbany (10.16.2021)                        |
| <b>Recovered onside kick</b>  | <b>6</b>      | 3 straight, vs. Colgate/Lehigh/Bucknell (8.24 - 9.14.2019) | 2+ kick return TD             | 1,212         | NEVER   |
| Defensive 2-point conv.       | 342           | 5 at Delaware (11.18.2023)                                 | Start game kick return TD     | 54            | 100, Nowoola Awopetu vs. Richmond (11.9.2019)                       |
| Walk-Off Win                  | 27            | <b>6 at Stony Brook (10.5.2024)</b>                        | Consecutive games non-off. TD | ??            | Has not happened since FB reinstated in 1985                        |
| Walk-Off Loss                 | 68            | 7 vs. Stony Brook (10.28.2023)                             | 2-point conversion            | 23            | Connor Watkins (rush) vs. Delaware (11.19.22)                       |
|                               |               | <b>at Maryland (9.21.2024)</b>                             | Blocked a PAT                 | 19            | John Rhodan vs. Rhode Island (9.23.2023)                            |
|                               |               | vs. William & Mary (10.28.1995)                            | <b>Blocked a FG</b>           | <b>7</b>      | <b>JR Strauss vs. Towson (9.14.2024)</b>                            |
|                               |               | vs. UAlbany (10.22.2022)                                   | Blocked a punt                | 23            | Richie Kimmel vs. Delaware (11.19.22)                               |
|                               |               | at Maine (10.6.2018)                                       | TD on blocked FG              | 131           | Devon Marshall vs. Delaware (11.19.22)                              |
|                               |               |  | TD on blocked punt            | 40            | 73, Craig James vs. Stony Brook (9.28.2013)                         |
|                               |               |  |                               |               | TD Ayo-Durojaiye at UAlbany (10.16.2021)                            |
| <b>RUSHING</b>                |               |  | <b>DEFENSE</b>                |               |   |
| 100-199                       | 4             | <b>183, David Avit at Stony Brook (10.5.2024)</b>          | 10-14 tackles                 | 3             | <b>10, Ethan Potter at Maine (10.19.2024)</b>                       |
| 200-299                       | 127           | 214, John Robertson vs. Maine (10.26.2013)                 | 15-19 tackles                 | 4             | <b>15, Brendan Bell at Stony Brook (10.5.2024)</b>                  |
| 300+                          | 1,212         | NEVER  | 20+ tackles                   | 2             | <b>20, Shane Hartzell vs. UNH (10.26.2024)</b>                      |
| 2 players 100+                | 16            | Ragland (126), Watkins (125) vs. Elon (10.14.2023)         | 5+ TFL                        | 196           | 5.5, Greg Miller vs. Richmond (9.27.2008)                           |
| 30+ attempts                  | 123           | 34, John Robertson vs. Syracuse (8.29.2014)                | 3+ sacks                      | 91            | 3.5, Ed Shockley vs. UAlbany (10.22.2016)                           |
| <b>Consecutive 100+</b>       | <b>4</b>      | <b>2 straight, David Avit (9.28 - 10.5.2022)</b>           | 2+ interceptions              | 45            | Christian Benford vs. Bucknell (9.11.2021)                          |
| Consecutive 200+              | 127           | 2 straight, John Robertson (10.19 - 10.26.2013)            | 3+ fumble recoveries          | 241           | 3, Darrell Adams vs. James Madison (9.17.2004)                      |
| <b>50-59 yard rush</b>        | <b>0</b>      | <b>55, Isaiah Ragland vs. N.C. A&amp;T (11.9.2024)</b>     | 2 fumble recoveries           | 66            | 2, Chucky Smith vs. Richmond (11.3.2018)                            |
| <b>60-69 yard rush</b>        | <b>7</b>      | <b>65, Isaiah Ragland vs. Towson (9.14.2024)</b>           | INT return TD                 | 12            | 1, Danny Abraham at Delaware (11.18.2023)                           |
| <b>70-79 yard rush</b>        | <b>4</b>      | <b>72, David Avit at Stony Brook (10.5.2024)</b>           | 2 INT return TDs              | 66            | Nowoola Awopetu vs. Richmond (11.3.2018)                            |
| 80-89 yard rush               | 37            | 83, Justin Covington vs. Stony Brook (11.13.2021)          | Fumble return TD              | 80            | Jaquan Amos vs. Maine (10.7.2017)                                   |
| 90-99 yard rush               | 414           | 90, Mike Jones vs. Columbia (9.23.1989)                    |                               |               |   |
| 100+ yard rush                | 1,149         | 110, John Powers vs. Fordham (10.15.1902)                  |                               |               |   |
| 3 rushing TDs                 | 16            | 3, TD Ayo-Durojaiye vs. Elon (10.14.2023)                  |                               |               |   |
| <b>4 rushing TDs</b>          | <b>4</b>      | <b>4, David Avit at Stony Brook (10.5.2024)</b>            |                               |               |   |



# VILLANOVA FOOTBALL GAME NOTES

## THE LAST TIME THE OPPONENT

| OPPONENT             | SPAN OF GAMES | LAST TIME   | OPPONENT                  | SPAN OF GAMES | LAST TIME   |
|----------------------|---------------|---|---------------------------|---------------|---|
| <b>Scoring</b>       |               |   | <b>RECEIVING</b>          |               |   |
| 50-59                | 238           | 51 by New Hampshire (10.2.2004)                         | 100-199 yards             | 6             | 157 by Tai Felton, Maryland (9.21.2024)                       |
| 60-69                | 1,028         | 62 by Army (11.15.1919)                                 | 200+ yards                | 79            | 205 by Korte Weeks, Elon (10.28.2017)                         |
| 70-79                | 1,077         | 71 by Penn State (11.9.1912)                            | 3 players 100+            | 51            | Turner (173), Schwebel (119), Conner (102), SELA (11.30.2019) |
| 80+                  | 814           | 83 by Army (11.4.1944)                                  | 2 players 100+            | 43            | Washington (148), Dotson (117), Penn State (9.25.2021)        |
| <10                  | 0             | 3 by North Carolina A&T (11.9.2024)                     | 10+ receptions            | 6             | 14 by Tai Felton, Maryland (9.21.2024)                        |
| <7                   | 0             | 3 by North Carolina A&T (11.9.2024)                     | 50-59 yard catch          | 2             | 55 by Joe Gillette, Maine (10.19.2024)                        |
| <b>Rushing</b>       |               |   | 60-69 yard catch          | 6             | 61 by Tai Felton, Maryland (9.21.2024)                        |
| 300+ Yards           | 25            | 371 by William & Mary (11.12.2022)                      | 70-79 yard catch          | 70            | 76 by Shane Leatherbury, Towson (9.15.2018)                   |
| 400+ Yards           | 42            | 472 by Army West Point (9.17.2022)                      | 80-89 yard catch          | 41            | 83 by KeAndre Lambert-Smith, Penn State (9.25.2021)           |
| <100 Yards           | 5             | 96 by LIU (9.28.2024)                                   | 90-99 yard catch          | 173           | 98 by Cameron Dohse, W&M (12.11.2009)                         |
| <0 Yards             | 45            | -12 by Lehigh (9.4.2021)                                | 100+ yard catch           | 1,212         | NEVER   |
| <b>Passing</b>       |               |   | 3+ touchdowns             | 229           | 3 by David Ball, UNH (10.1.2005)                              |
| 300-399 Yards        | 6             | 338 by Maryland (9.21.2024)                             | <b>SPECIAL TEAMS</b>      |               |   |
| 400-499 Yards        | 43            | 429 by Penn State (9.25.2021)                           | 50+ yard field goal       | 69            | 52 by Kenny Doak, Maine (10.6.2018)                           |
| 500-599 Yards        | 51            | 508 by Southeastern La. (11.30.2019)                    | 40-49 yard field goal     | 2             | 40 by Nick Mazzie, UNH (10.26.2024)                           |
| <b>Total Offense</b> |               |   | Made 3 field goals        | 56            | 3 by Nick Courtney, Stony B. (10.26.19)                       |
| 500-599 Yards        | 24            | 582 William & Mary (11.12.2022)                         | Made 4+ field goals       | 147           | 4 by Sean Baner, Delaware (11.19.2011)                        |
| 600-699 Yards        | 20            | 600 by UCF (9.16.2023)                                  | Made 7+ PATs              | 30            | 7 by Vincenzo Rea, Monmouth (9.24.2022)                       |
| 700+ Yards           | 420           | 708 by New Hampshire (11.5.1988)                        | Missed PAT                | 19            | 1 by Ty Groff (blocked), URI (9.23.2023)                      |
| <200 Yards           | 0             | 169 by North Carolina A&T (11.9.2024)                   | 70+ yard punt             | 0             | 70 by D.J. Page, N.C. A&T (11.9.2024)                         |
| <100 Yards           | 16            | 99 by Elon (10.14.2023)                                 | 60-69 yard punt           | 4             | 62 by Clayton Taylor, Stony Brook (10.5.2024)                 |
| 30+ first downs      | 20            | 31 by UCF (9.16.2023)                                   | Kickoff return TD         | 17            | 94 by Taymon Cooke, N.C. A&T (10.7.2023)                      |
| 100+ penalty yards   | 27            | 115 by UAlbany (10.22.2022)                             | Punt return TD            | 10            | 45 by Matthew Durrance, S. D. St. (12.9.2023)                 |
| 2 fumbles lost       | 5             | 2 by LIU (9.28.2024)                                    | 2 Punt Return TDs         | 68            | 89/81 by D'Angelo Amos, JMU (10.13.2018)                      |
| 3+ fumbles lost      | 40            | 3 by Rhode Island (10.23.2021)                          | 2+ kick return TD         | ??            | Believed to be never based on available data                  |
| Scored a safety      | 27            | 1 by UAlbany (10.22.2022)                               | Start game kick return TD | 99            | 98 by Brandon Ravenel, JMU (11.21.2015)                       |
| 4+ interceptions     | 39            | 4 by William & Mary (10.30.2021)                        | Recovered onside kick     | 14            | New Hampshire (11.4.2023)                                     |
| Forced 2 fumbles     | 2             | 2 by New Hampshire (10.26.2024)                         | 2-point conversion        | 3             | Mason Gilbert, Maine (10.19.2024)                             |
| Forced 3 fumbles     | 17            | 3 by North Carolina A&T (10.7.2023)                     | Blocked a PAT             | 15            | Jalen Hoyle, Stony Brook (10.28.2023)                         |
| Forced 4+ fumbles    | 18            | 5 by UAlbany (9.30.2023)                                | Blocked a FG              | 3             | John Costanza, Maine (10.19.2024)                             |
| 2 non-offensive TDs  | 70            | 2 punt returns by JMU (10.13.2018)                      | Blocked a punt            | 10            | Matthew Durrance, S. Dak. St. (12.9.2023)                     |
| 2 defensive TDs      | 99            | 2 (IR/FR) by JMU (11.21.2015)                           | TD on blocked FG          | 3             | 70 by Devin Vaught, Maine (10.19.2024)                        |
| Defense/ST TDs       | 99            | 3 (KOR/IR/FR) by JMU (11.21.2015)                       | TD on blocked punt        | 10            | 45 by Matthew Durrance, S. D. St. (12.9.2023)                 |
| Offense/ST TDs       | 99            | 2 by Brandon Ravenel (KOR, receiving), JMU (11.21.2015) | <b>DEFENSE</b>            |               |   |
| 3+ TD's in a game    | 4             | 3 by Roland Dempster, Stony Brook (10.5.2024)           | 10-14 tackles             | 0             | 10 by Steven Davis II, N.C. A&T (11.9.2024)                   |
| <b>RUSHING</b>       |               |   | 15+ tackles               | 31            | 15 by Antwan Spencer, LIU (9.10.2022)                         |
| 100-199              | 4             | 115 by Roland Dempster, Stony Brook (10.5.2024)         | 5+ TFL                    | 55            | 5.0 by John Daka, JMU (10.12.2019)                            |
| 200-299              | 30            | 211 by Jaden Shirden, Monmouth (9.24.2022)              | 3+ sacks                  | 18            | 3.0 by A.J. Simon, UAlbany (9.30.2023)                        |
| 300+                 | 1,212         | NEVER   | 2+ interceptions          | 31            | 3 by Victor Nelson Jr., LIU (9.10.2022)                       |
| 2 players 100+       | 135           | Maysonet (160), Coker (107), Stony B. (11.24.2012)      | 3 interceptions           | 31            | 3 by Victor Nelson Jr., LIU (9.10.2022)                       |
| 30+ attempts         | 89            | 33 by Khalid Abdullah, JMU (11.12.2016)                 | 2+ fumble recoveries      | 39            | 2 by Semaj Brown, UAlbany (10.16.2021)                        |
| 50-59 yard rush      | 24            | 55 by Darius Wilson, W&M (11.12.2022)                   | INT return TD             | 55            | MJ Hampton, JMU (10.12.2019)                                  |
| 60-69 yard rush      | 10            | 66 by Isaiah Davis, S. Dak. St. (12.9.2023)             | Fumble return TD          | 70            | Troy Vincent, Towson (9.15.2018)                              |
| 70-79 yard rush      | 7             | 70 by Devin Matthews, Towson (9.14.2024)                |                           |               |   |
| 80-89 yard rush      | 226           | 85 by Jayson Davis, URI (10.22.2005)                    |                           |               |   |
| 90+ yard rush        | 248           | 95 by Wendall Williams, URI (10.11.2003)                |                           |               |   |
| 3 rushing TDs        | 4             | 3 by Roland Dempster, Stony Brook (10.5.2024)           |                           |               |   |
| 4 rushing TDs        | 49            | 4 by Kevin Brown Jr., URI (3.13.2021)                   |                           |               |   |
| <b>PASSING</b>       |               |   |                           |               |   |
| 300-399 yards        | 6             | 328 by Billy Edwards Jr., Maryland (9.21.2024)          |                           |               |   |
| 400-499 yards        | 43            | 401 by Sean Clifford, Penn St. (9.25.2021)              |                           |               |   |
| 500+ yards           | 278           | 538 by Ricky Santos, UNH (10.2.2004)                    |                           |               |   |
| 40-49 attempts       | 11            | 44 by Mitch Davidson, YSU (12.2.2023)                   |                           |               |   |
| 50+ attempts         | 23            | 59 by Nolan Henderson, Delaware (11.19.2022)            |                           |               |   |
| 30-39 completions    | 23            | 37 by Nolan Henderson, Delaware (11.19.2022)            |                           |               |   |
| 40+ completions      | 176           | 42 by Pat Devlin, Delaware (11.21.2009)                 |                           |               |   |
| 3 passing TDs        | 3             | 3 by Carter Peevy, Maine (10.19.2024)                   |                           |               |   |
| 4 passing TDs        | 43            | 4 by Sean Clifford, Penn State (9.25.2021)              |                           |               |   |
| 5 passing TDs        | 198           | 5 by Pat White, West Virginia (8.30.2008)               |                           |               |   |
| 6 passing TDs        | 238           | 6 by Ricky Santos, UNH (10.2.2004)                      |                           |               |   |
| 50-59 yard pass      | 3             | 55 by Carter Peevy, Maine (10.19.2024)                  |                           |               |   |
| 60-69 yard pass      | 6             | 61 by Tai Felton, Maryland (9.21.2024)                  |                           |               |   |
| 70-79 yard pass      | 71            | 76 by Tom Flacco, Towson (9.15.2018)                    |                           |               |   |
| 80-89 yard pass      | 43            | 83 by Sean Clifford, Penn State (9.25.2021)             |                           |               |   |
| 90-99 yard pass      | 173           | 98 by R.J. Archer, W&M (12.11.2009)                     |                           |               |   |
| 100+ yard pass       | 1,212         | NEVER   |                           |               |   |

# VILLANOVA FOOTBALL GAME NOTES

## CAREER HIGHS

### TEMI AJIROTUTU

Tackles 1 at UCF (9.16.23)

### DAVID AVIT

Points 24 at Stony Brook (10.5.24)  
Touchdowns 6 at Stony Brook (10.5.24)  
Rush Attempts 26 at Hampton (11.2.24)  
Rushing Yards 183 at Stony Brook (10.5.24)  
Rushing Touchdowns 4 at Stony Brook (10.5.24)  
Long Rush 72 at Stony Brook (10.5.24)  
Receptions 1 at Maine (10.19.24)  
1 at Hampton (11.2.24)  
1 vs. N.C. A&T (11.9.24)

Receiving Yards 21 vs. N.C. A&T (11.9.24)  
Long Reception 21 vs. N.C. A&T (11.9.24)  
Total Offense — Plays 26 at Hampton (11.2.24)  
Total Offense — Yards 183 at Stony Brook (10.5.24)  
All-Purpose Yards 183 at Stony Brook (10.5.24)

### BRENDAN BELL

Points 6 at Hampton (11.2.24)  
Touchdowns 1 at Hampton (11.2.24)  
Rush Attempts 1 at Hampton (11.2.24)  
Rushing Yards 4 at Hampton (11.2.24)  
Rushing Touchdowns 1 at Hampton (11.2.24)  
Long Rush 4 at Hampton (11.2.24)  
Receptions 1 vs. N.C. A&T (11.9.24)  
Receiving Yards 0 vs. N.C. A&T (11.9.24)  
Long Reception 0 vs. N.C. A&T (11.9.24)  
Total Offense - Plays 1 at Hampton (11.2.24)  
Total Offense - Yards 4 at Hampton (11.2.24)  
All-Purpose Yards 17 at New Hampshire (11.4.23)  
Interceptions 1 at New Hampshire (11.4.23)  
Long INT Return 17 at New Hampshire (11.4.23)  
Punt Returns 1 at UAlbany (10.16.21)  
Punt Return Yards 28 at UAlbany (10.16.21)  
Long Punt Return 28 at UAlbany (10.16.21)  
Tackles 15 at Stony Brook (10.5.24)  
Tackles For Loss 4.5 vs. UNH (10.26.24)  
Sacks 1.0, 5x  
Pass Breakups 1, 7x  
Forced Fumbles 1 at New Hampshire (11.4.23)  
1 at South Dakota St. (12.9.23)  
1 vs. UNH (10.26.24)

Fumble Recoveries 1 at LIU (9.10.22)  
1 vs. UNH (10.26.24)

Quarterback Hurries 3 vs. Youngstown St. (12.2.23)  
Blocked Kicks (Punt) 1 at UAlbany (10.16.21)

### MICHAEL BENINCASA

Rush Attempts 1 at Juniata (10.15.22)  
Rushing Yards 8 at Juniata (10.15.22)  
Long Rush 8 at Juniata (10.15.22)  
Pass Attempts 1 at McDaniel (9.17.22)  
Total Offense - Plays 1 at McDaniel (9.17.22)  
1 at Juniata (10.15.22)  
Total Offense - Yards 8 at Juniata (10.15.22)  
All-Purpose Yards 8 at Juniata (10.15.22)

### DAMILL BOSTIC

Tackles 1 at Colgate (9.7.24)

### ETHAN CARR

Pass Attempts 1 at William & Mary (11.12.22)  
Total Offense - Plays 1 at W&M (11.12.22)

### NOLAN CLAYTON

Receptions 1 at Colgate (9.7.24)  
1 vs. UNH (10.26.24)  
1 at Hampton (11.2.24)  
15 at Colgate (9.7.24)  
Long Reception 15 at Colgate (9.7.24)  
Kickoff Returns 1 vs. UNH (10.26.24)  
Kickoff Return Yards 11 vs. UNH (10.26.24)  
Long Kickoff Return 11 vs. UNH (10.26.24)  
All-Purpose Yards 15 at Colgate (9.7.24)

### CHRIS COLBY

Receptions 1, 4x  
Receiving Yards 24 at Maryland (9.21.24)  
Long Reception 24 at Maryland (9.21.24)  
All-Purpose Yards 24 at Maryland (9.21.24)

### LUKE DALY

Receptions 2 vs. Towson (9.14.24)  
Receiving Yards 45 vs. YSU (12.2.23)  
Long Reception 45 vs. YSU (12.2.23)  
All-Purpose Yards 45 vs. YSU (12.2.23)

### ZAHMIR DAWUD

All-Purpose Yards 2 vs. YSU (8.29.24)  
Interceptions 1 vs. YSU (8.29.24)  
1 at Stony Brook (10.5.24)  
Long INT Return 2 vs. YSU (8.29.24)  
Tackles 4 vs. YSU (8.29.24)  
4 vs. Towson (9.14.24)  
Tackles For Loss 1.0 at Colgate (9.7.24)  
1.0 at Hampton (11.2.24)  
Forced Fumbles 1 vs. YSU (8.29.24)  
Pass Breakups 1 vs. Stony Brook (10.28.23)

### NEWTON ESSIEM

Tackles 2 at Stony Brook (10.5.24)

### KYLE FAY

Tackles 1 vs. UNH (10.26.24)

### TIMMY FURGESON

All-Purpose Yards 3 vs. LIU (9.28.24)  
Tackles 8 at Army West Point (9.17.22)  
Tackles For Loss 1.0 vs. Rhode Island (3.13.21)  
1.0 at Maine (4.3.21)  
Sacks 1.0 vs. Rhode Island (3.13.21)  
1.0 at Maine (4.3.21)  
Forced Fumbles 1 at Maine (4.3.21)  
Fumble Recoveries 1 vs. Monmouth (9.24.22)  
1 vs. LIU (9.28.24)  
1 at Stony Brook (10.5.24)  
Long Fumble Return 3 vs. LIU (9.28.24)  
Quarterback Hurries 1 vs. Bucknell (9.11.21)

### ETHAN GETTMAN

Points 13 vs. Campbell (11.5.22)  
Points by Kicking 13 vs. Campbell (11.5.22)  
PATs Made 8 vs. Southern Conn. St. (10.8.22)  
PATs Attempted 8 vs. Southern Conn. St. (10.8.22)  
Field Goals Made 3 vs. Char. So. (10.15.22)  
3 vs. Campbell (11.5.22)  
3 at Princeton (10.23.23)  
Field Goals Attempted 4 vs. Char. So. (10.15.22)  
Long Field Goal 56 vs. Campbell (11.5.22)  
Rush Attempts 1 at UNLV (9.2.23)  
Rushing Yards -23 at UNLV (9.2.23)  
Total Offense — Plays 1 at UNLV (9.2.23)  
Total Offense — Yards -23 at UNLV (9.2.23)  
Punts 7 at Hampton (11.2.24)  
Punting Yards 314 at Hampton (11.2.24)  
Long Punt 82 vs. Saint Francis (Pa.) (10.16.21)  
Kickoffs 9 vs. Southern Conn. St. (10.8.22)  
9 vs. Campbell (11.5.22)  
Kickoff Yards 578 vs. Southern Conn. St. (10.8.22)  
Kickoff Average 65.7 (7 KO) at Holy Cross (11.12.22)  
Touchbacks 7 vs. Southern Conn. St. (10.8.22)  
Tackles 1 vs. N.C. A&T (11.9.24)

### JULIAN GLANTZ

Rush Attempts 2 vs. Stony Brook (10.28.23)  
Rushing Yards 9 at Maine (10.1.22)  
Long Rush 9 at Maine (10.1.22)  
Receptions 1 vs. Stony Brook (10.28.23)  
Receiving Yards -3 vs. Stony Brook (10.28.23)  
Long Reception -3 vs. Stony Brook (10.28.23)  
Total Offense - Plays 2 vs. Stony Brook (10.28.23)  
Total Offense 9 at Maine (10.1.22)  
All-Purpose Yards 9 at Maine (10.1.22)  
Tackles 1, 4x

### JALEN GOODMAN

Points 6 at Maine (10.1.22)  
Touchdowns 6 at Maine (10.1.22)  
All-Purpose Yards 81 vs. Rhode Island (9.23.23)  
Interceptions 1 at Maine (10.1.22)  
1 vs. Rhode Island (9.23.23)  
Long INT Return 81 vs. Rhode Island (9.23.23)  
INT Return TDs 1 at Maine (10.1.22)  
Tackles 13 vs. Rhode Island (3.13.21)  
Tackles For Loss 1.5 vs. Bucknell (9.11.21)  
Forced Fumbles 1 at Maine (4.3.21)  
1 vs. Monmouth (9.24.22)  
Fumble Recoveries 1 vs. Rhode Island (9.23.23)  
1 at South Dakota State (12.9.23)  
Pass Breakups 2 at Southeastern La. (11.30.19)  
Quarterback Hurries 1 at Elon (11.6.21)

### JASON HALL

Kickoff Returns 1 vs. Towson (11.11.23)  
Kickoff Return Yards 0 vs. Towson (11.11.23)  
Long Kickoff Return 0 vs. Towson (11.11.23)  
Tackles 1 vs. YSU (8.29.24)  
1 at Colgate (9.7.24)  
1 at Stony Brook (10.5.24)

# VILLANOVA FOOTBALL GAME NOTES

## CAREER HIGHS

### SHANE HARTZELL

All-Purpose Yards 19 at New Hampshire (11.4.23)  
 Interceptions 1 at New Hampshire (11.4.23)  
 Long INT Return 19 at New Hampshire (11.4.23)  
 Tackles 20 vs. UNH (10.26.24)  
 Tackles For Loss 2.0, 4x  
 Sacks 2.0 vs. N.C. A&T (11.9.24)  
 Forced Fumbles 1 at LIU (9.10.22)  
 Fumble Recoveries 1 at Maryland (9.21.24)  
 Long Fumble Return 1 vs. LIU (9.28.24)  
 Pass Breakups 18 vs. LIU (9.28.24)  
 1 at UAlbany (9.30.23)  
 1 at Delaware (11.18.23)  
 1 vs. Youngstown St. (12.2.23)  
 Quarterback Hurries 3 vs. Youngstown St. (12.2.23)

### ANTHONY HAWKINS

Tackles 1 at Hampton (11.2.24)  
 1 vs. N.C. A&T (11.9.24)

### NATE HILL

Receptions 1 vs. Rhode Island (9.23.23)  
 1 at Maryland (9.21.24)  
 Receiving Yards 6 vs. Rhode Island (9.23.23)  
 6 at Maryland (9.21.24)  
 Long Reception 6 vs. Rhode Island (9.23.23)  
 6 at Maryland (9.21.24)  
 All-Purpose Yards 6 vs. Rhode Island (9.23.23)  
 6 at Maryland (9.21.24)

### AYDEN HOWARD

Tackles 6 at Maryland (9.21.24)  
 Tackles For Loss 1.5 at Lehigh (9.2.23)  
 Sacks 1.0 vs. YSU (8.29.24)  
 Pass Breakups 1 vs. Towson (11.11.23)  
 1 at Colgate (9.7.24)  
 Quarterback Hurries 1, 4x

### TURNER INGE

Tackles 6 at Maine (10.19.24)  
 Tackles For Loss 2.0 vs. Rhode Island (9.23.23)  
 Sacks 1.0 vs. Stony Brook (10.28.23)

### ANTONIO JOHNSON

Points 6 vs. Colgate (9.9.23)  
 Touchdowns 1 vs. Colgate (9.9.23)  
 Receptions 2 at Lehigh (9.2.23)  
 2 vs. Elon (10.14.23)  
 2 vs. Youngstown St. (12.2.23)  
 Receiving Yards 40 vs. Youngstown St. (12.2.23)  
 Receiving Touchdowns 1 vs. Colgate (9.9.23)  
 Long Reception 34 vs. Youngstown St. (12.2.23)  
 All-Purpose Yards 40 vs. Youngstown St. (12.2.23)  
 Tackles 1 at UCF (9.16.23)

### COLIN KENNEDY

Tackles 3 vs. Stony Brook (10.28.23)

### MIKE KENNEDY

Tackles 2 at Hampton (11.2.24)

### RICHIE KIMMEL

Punt Returns 1 vs. Delaware (11.19.22)  
 Punt Return Yards 16 vs. Delaware (11.19.22)  
 Long Punt Return 16 vs. Delaware (11.19.22)  
 All-Purpose Yards 16 vs. Delaware (11.19.22)  
 Interceptions 1 vs. YSU (8.29.24)  
 Long INT Return 0 vs. YSU (8.29.24)  
 Tackles 10 vs. YSU (8.29.24)  
 10 at Stony Brook (10.5.24)  
 Tackles For Loss 1.5 at New Hampshire (11.4.23)  
 Sacks 0.5 vs. Towson (9.14.24)  
 Fumble Recoveries 1 at Lehigh (9.2.23)  
 1 vs. YSU (8.29.24)  
 Long Fumble Return 1 vs. YSU (8.29.24)  
 Pass Breakups 2 vs. LIU (9.28.24)  
 Quarterback Hurries 1, 4x  
 Blocked Kicks (Punt) 1 vs. Delaware (11.19.22)

### LUCAS KOPECKY

Points 6 at Stony Brook (10.5.24)  
 6 vs. UNH (10.26.24)  
 Touchdowns 1 at Stony Brook (10.5.24)  
 1 vs. UNH (10.26.24)  
 Receptions 4 at Maine (10.19.24)  
 Receiving Yards 43 at Maine (10.19.24)  
 Receiving Touchdowns 1 at Stony Brook (10.5.24)  
 1 vs. UNH (10.26.24)  
 Long Reception 26 at Stony Brook (10.5.24)  
 All-Purpose Yards 43 at Maine (10.19.24)

### DALE LAW

Tackles 1 at Lehigh (9.2.23)  
 1 vs. Stony Brook (10.28.23)

### DANIEL LOPES

Points 6 at William & Mary (11.12.22)  
 Touchdowns 1 at William & Mary (11.12.22)  
 Receptions 3 at Colgate (9.7.24)  
 Receiving Yards 42 at William & Mary (11.12.22)  
 Receiving Touchdowns 1 at W&M (11.12.22)  
 Long Reception 39 at William & Mary (11.12.22)  
 All-Purpose Yards 39 at William & Mary (11.12.22)  
 Tackles 1 at Lehigh (9.2.23)

### JA'BRIEL MACE

Points 6 at Stony Brook (10.5.24)  
 Touchdowns 1 at Stony Brook (10.5.24)  
 Rush Attempts 13 vs. Towson (11.11.23)  
 13 at Stony Brook (10.5.24)  
 Rushing Yards 76 vs. Towson (11.11.23)  
 Rushing Touchdowns 1 at Stony Brook (10.5.24)  
 Long Rush 28 vs. Towson (11.11.23)  
 Receptions 2 at Colgate (9.7.24)  
 2 at Maine (10.19.24)  
 Receiving Yards 35 vs. YSU (8.29.24)  
 Long Reception 35 vs. YSU (8.29.24)  
 Total Offense - Plays 13 vs. Towson (11.11.23)  
 13 at Stony Brook (10.5.24)  
 Total Offense - Yards 76 vs. Towson (11.11.23)  
 Kickoff Returns 1 vs. UNH (10.26.24)  
 1 at Hampton (11.2.24)  
 Kickoff Return Yards 26 at Hampton (11.2.24)  
 Long Kickoff Return 26 at Hampton (11.2.24)  
 All-Purpose Yards 77 vs. Towson (11.11.23)

### TANNER MADDOCKS

Points 6 at Maryland (9.21.24)  
 6 at Maine (10.19.24)  
 Touchdowns 1 at Maryland (9.21.24)  
 1 at Maine (10.19.24)  
 Rush Attempts 4 at Maine (10.19.24)  
 Rushing Yards 12 vs. Stony Brook (10.28.23)  
 Rushing Touchdowns 1 at Maryland (9.21.24)  
 1 at Maine (10.19.24)  
 Long Rush 17 at Maine (10.19.24)  
 Pass Attempts 9 at Maine (10.19.24)  
 Pass Completions 4 vs. Stony Brook (10.28.23)  
 4 at Maryland (9.21.24)  
 4 at Maine (10.19.24)  
 Passing Yards 62 at Maine (10.19.24)  
 Long Pass 40 vs. Stony Brook (10.28.23)  
 Total Offense - Plays 13 at Maine (10.19.24)  
 Total Offense - Yards 71 at Maine (10.19.24)  
 Punt Returns 3 at Hampton (11.2.24)  
 Punt Return Yards 29 at Hampton (11.2.24)  
 Long Punt Return 22 at Stony Brook (10.5.24)  
 All-Purpose Yards 29 at Hampton (11.2.24)

### CAPRI MARTIN

Tackles 5 vs. Stony Brook (10.28.23)  
 5 vs. Towson (9.14.24)  
 Tackles For Loss 1.0 vs. Towson (9.14.24)  
 1.0 at Stony Brook (10.5.24)  
 Sacks 1.0 vs. Towson (9.14.24)  
 Forced Fumbles 1 vs. Towson (9.14.24)  
 Quarterback Hurries 1, 4x

### NIGEL MCSWEEN

Tackles 6 at Hampton (11.2.24)  
 Tackles For Loss 1.0 vs. Towson (9.14.24)  
 1.0 at Stony Brook (10.5.24)  
 Sacks 1.0 vs. Towson (9.14.24)  
 1.0 at Stony Brook (10.5.24)  
 Pass Breakups 1 at Stony Brook (10.5.24)  
 Quarterback Hurries 2 at Stony Brook (10.5.24)

### KENYON MILES

Receptions 2, 4x  
 Receiving Yards 21 at Maine (10.19.24)  
 Long Reception 20 at UAlbany (9.30.23)  
 All-Purpose Yards 21 at Maine (10.19.24)



# VILLANOVA FOOTBALL GAME NOTES

## CAREER HIGHS

### TYRELL MIMS

|                         |                                 |
|-------------------------|---------------------------------|
| All-Purpose Yards       | 0 at LIU (9.10.22)              |
|                         | 0 vs. UAlbany (10.22.22)        |
|                         | 0 at Lehigh (9.2.23)            |
| <b>Interceptions</b>    | <b>1, 4x</b>                    |
| Long INT Return         | 0 at LIU (9.10.22)              |
|                         | 0 vs. UAlbany (10.22.22)        |
|                         | 0 at Lehigh (9.2.23)            |
| Tackles                 | 6 vs. Richmond (10.15.22)       |
|                         | 6 at Lehigh (9.2.23)            |
|                         | 6 vs. Stony Brook (10.28.23)    |
| <b>Tackles For Loss</b> | <b>1.0, 5x</b>                  |
| Sacks                   | 1.0 at N.C. A&T (10.7.23)       |
| Fumble Recoveries       | 1 at Army West Point (9.17.22)  |
|                         | 1 at Towson (11.5.22)           |
| Pass Breakups           | 2 vs. UAlbany (10.22.22)        |
|                         | 2 vs. Delaware (11.19.22)       |
| Quarterback Hurries     | 1 at LIU (9.10.22)              |
| Blocked Kicks (Punt)    | 1 vs. William & Mary (10.30.21) |

### KALEB MOODY

|                      |                                    |
|----------------------|------------------------------------|
| Points               | 6 at Columbia (11.4.23)            |
| Touchdowns           | 1 at Columbia (11.4.23)            |
| Punt Returns         | 1 at Columbia (11.4.23)            |
| Punt Return Yards    | 24 at Columbia (11.4.23)           |
| Long Punt Return     | 10 at Columbia (11.4.23)           |
| Interceptions        | 2 at Columbia (11.4.23)            |
| Long INT Return      | 0 at Columbia (11.4.23)            |
| All Purpose Yards    | 24 at Columbia (11.4.23)           |
| Tackles              | 10 vs. Brown (9.22.23)             |
| Tackles For Loss     | 1.5 vs. Dartmouth (10.28.23)       |
| Sacks                | 1.0 at Dartmouth (10.28.23)        |
| Forced Fumbles       | 1 vs. Dartmouth (10.28.23)         |
| Pass Breakups        | 2 vs. St. Thomas (Minn.) (9.16.23) |
|                      | 2 vs. Penn (11.11.23)              |
| Blocked Kicks (Punt) | 2 vs. Merrimack (9.16.22)          |

### JAMES MOTT

|                       |                      |
|-----------------------|----------------------|
| Pass Attempts         | 3 at Lehigh (9.2.23) |
| Pass Completions      | 2 at Lehigh (9.2.23) |
| Passing Yards         | 9 at Lehigh (9.2.23) |
| Long Pass             | 6 at Lehigh (9.2.23) |
| Total Offense - Plays | 3 at Lehigh (9.2.23) |
| Total Offense - Yards | 9 at Lehigh (9.2.23) |

### DANIEL MUELLER

|                 |                         |
|-----------------|-------------------------|
| Kickoffs        | 1 at Lehigh (9.2.23)    |
| Kickoff Yards   | 53 at Lehigh (9.2.23)   |
| Kickoff Average | 53.0 at Lehigh (9.2.23) |

### IVAN MURRAY

|         |                         |
|---------|-------------------------|
| Tackles | 1 at Maryland (9.21.24) |
|         | 1 vs. LIU (9.28.24)     |

### JORDAN NELSON

|                     |                          |
|---------------------|--------------------------|
| All-Purpose Yards   | 0 at Delaware (11.18.23) |
| Interceptions       | 1 at Delaware (11.18.23) |
| Long INT Return     | 0 at Delaware (11.18.23) |
| Tackles             | 7 at Maine (10.19.24)    |
| Tackles For Loss    | 1.5 at Maine (10.19.24)  |
| Fumble Recoveries   | 1 at Maine (10.19.24)    |
| Pass Breakups       | 1 vs. Towson (11.11.23)  |
| Quarterback Hurries | 2 vs. Lehigh (9.2.22)    |

### OBINNA NWOBODO

|                     |                            |
|---------------------|----------------------------|
| Tackles             | 6 at Hampton (11.2.24)     |
| Tackles For Loss    | 1.0 at Delaware (11.18.23) |
|                     | 1.0 vs. N.C. A&T (11.9.24) |
| Sacks               | 0.5 vs. Towson (9.14.24)   |
| Quarterback Hurries | 1 vs. Colgate (9.9.23)     |
|                     | 1 vs. Towson (9.14.24)     |
|                     | 1 at Hampton (11.2.24)     |
|                     | 1 vs. Towson (9.14.24)     |
| Blocked Kicks (FG)  | 1 vs. Towson (9.14.24)     |

### UGO NWOTITE

|         |                          |
|---------|--------------------------|
| Tackles | 1 vs. N.C. A&T (11.9.24) |
|---------|--------------------------|

### JOSH OLUREMI

|         |       |
|---------|-------|
| Tackles | 1, 7x |
|---------|-------|

### CHANDON PIERRE

|                     |                                     |
|---------------------|-------------------------------------|
| Tackles             | 5 at South Dakota (10.9.21)         |
| Tackles For Loss    | 1.0, 7x                             |
| Sacks               | 1.0 vs. Southern Illinois (2.20.21) |
|                     | 1.0 at UAlbany (9.30.23)            |
|                     | 1.0 at N.C. A&T (10.7.23)           |
| Forced Fumbles      | 1 vs. Southern Illinois (2.20.21)   |
| Quarterback Hurries | 1 vs. Missouri State (4.24.21)      |
|                     | 1 vs. YSU (8.29.24)                 |
|                     | 1 vs. N.C. A&T (11.9.24)            |

### ETHAN POTTER

|                     |                               |
|---------------------|-------------------------------|
| Kick Returns        | 1 vs. Delaware (11.19.22)     |
|                     | 1 vs. N.C. A&T (11.9.24)      |
| Kick Return Yards   | 24 vs. Delaware (11.19.22)    |
| Long Kick Return    | 24 vs. Delaware (11.19.22)    |
| All-Purpose Yards   | 1 vs. Holy Cross (12.3.21)    |
| Interceptions       | 1 vs. Holy Cross (12.3.21)    |
| Long INT Return     | 1 vs. Holy Cross (12.3.21)    |
| Tackles             | 11 at Maine (10.1.22)         |
|                     | 11 at Richmond (10.15.22)     |
| Tackles For Loss    | 2.5 at Richmond (10.15.22)    |
| Sacks               | 0.5 at Richmond (10.15.22)    |
|                     | 0.5 vs. UNH (10.26.24)        |
| Pass Breakups       | 1, 10x                        |
| Forced Fumbles      | 1 at Towson (11.5.22)         |
| Fumble Recoveries   | 1 vs. Rhode Island (10.23.21) |
| Quarterback Hurries | 1, 6x                         |

### ISAIAH RAGLAND

|                       |                          |
|-----------------------|--------------------------|
| Points                | 12 vs. LIU (9.28.24)     |
| Touchdowns            | 2 vs. LIU (9.28.24)      |
| Rush Attempts         | 17 vs. Towson (9.14.24)  |
| Rushing Yards         | 141 vs. Towson (9.14.24) |
| Rushing Touchdowns    | 2 vs. LIU (9.28.24)      |
| Long Rush             | 65 vs. Towson (9.14.24)  |
| Receptions            | 2 at Colgate (9.7.24)    |
|                       | 2 at Maryland (9.21.24)  |
|                       | 2 vs. N.C. A&T (11.9.24) |
| Receiving Yards       | 30 at Maryland (9.21.24) |
| Long Reception        | 24 at Maryland (9.21.24) |
| Total Offense - Plays | 17 vs. Towson (9.14.24)  |
| Total Offense - Yards | 141 vs. Towson (9.14.24) |
| All-Purpose Yards     | 141 vs. Towson (9.14.24) |

### GARRETT ROGAN

|         |                              |
|---------|------------------------------|
| Tackles | 1 vs. Stony Brook (10.28.23) |
|         | 1 vs. N.C. A&T (11.9.24)     |

### JAYLAN SANCHEZ

|                       |                                 |
|-----------------------|---------------------------------|
| Points                | 12 at N.C. A&T (10.7.23)        |
|                       | 12 vs. Towson (9.14.24)         |
|                       | 2 at N.C. A&T (10.7.23)         |
| Touchdowns            | 2 vs. Towson (9.14.24)          |
| Rush Attempts         | 1, 5x                           |
| Rushing Yards         | 16 vs. YSU (8.29.24)            |
| Long Rush             | 16 vs. YSU (8.29.24)            |
| Receptions            | 6 at N.C. A&T (10.7.23)         |
| Receiving Yards       | 158 at N.C. A&T (10.7.23)       |
| Receiving Touchdowns  | 2 at N.C. A&T (10.7.23)         |
|                       | 2 vs. Towson (9.14.24)          |
| Long Reception        | 72 at Hampton (11.2.24)         |
| Kickoff Returns       | 2 at William & Mary (11.12.22)  |
| Kickoff Return Yards  | 39 at W&M (11.12.22)            |
| Long Kickoff Return   | 30 vs. Hampton (10.29.22)       |
| Total Offense — Plays | 1 at W&M (11.12.22)             |
|                       | 1 vs. YSU (8.29.24)             |
|                       | 1 vs. Towson (9.14.24)          |
| Total Offense         | -9 at William & Mary (11.12.22) |
| All-Purpose Yards     | 157 at N.C. A&T (10.7.23)       |
| Tackles               | 1 vs. UNH (10.26.24)            |
|                       | 1 vs. N.C. A&T (11.9.24)        |

### CHRISTIAN SAPP

|                     |                                  |
|---------------------|----------------------------------|
| Kick Returns        | 4 vs. Towson (9.14.24)           |
| Kick Return Yards   | 64 vs. Towson (9.14.24)          |
| Long Kickoff Return | 42 vs. YSU (8.29.24)             |
| All-Purpose Yards   | 64 vs. Towson (9.14.24)          |
| Interceptions       | 1 at New Hampshire (11.4.23)     |
|                     | 1 vs. Youngstown State (12.2.23) |
|                     | 1 at Colgate (9.7.24)            |
| Long INT Return     | 0 at New Hampshire (11.4.23)     |
|                     | 0 vs. Youngstown State (12.2.23) |
|                     | 0 at Colgate (9.7.24)            |
| Tackles             | 6 vs. Towson (9.14.24)           |
| Tackles For Loss    | 1.0, 5x                          |
| Pass Breakups       | 1 vs. Hampton (10.29.22)         |
|                     | 1 vs. N.C. A&T (11.9.24)         |
| Forced Fumbles      | 1 at UCF (9.16.23)               |

### CHUCK SMITH

|                     |                                |
|---------------------|--------------------------------|
| Tackles             | 8 at The Citadel (11.13.21)    |
| Tackles For Loss    | 1.5 at VMI (9.23.23)           |
|                     | 1.5 vs. Samford (10.7.23)      |
| Sacks               | 1.5 vs. Samford (10.7.23)      |
| Pass Breakups       | 1 vs. Presbyterian (9.16.23)   |
| Forced Fumbles      | 1, 4x                          |
| Fumble Recoveries   | 1 vs. Kennesaw State (9.18.21) |
|                     | 1 at VMI (9.25.21)             |
| Quarterback Hurries | 2 vs. Presbyterian (9.16.23)   |
|                     | 2 vs. Furman (11.18.23)        |
|                     | 2 at Hampton (11.2.24)         |

# VILLANOVA FOOTBALL GAME NOTES

## CAREER HIGHS

### DEVIN SMITH

|                       |                                      |
|-----------------------|--------------------------------------|
| Points                | 12, 4x                               |
| Touchdowns            | 2, 4x                                |
| Rush Attempts         | 1, 4x                                |
| Rushing Yards         | 6 at Stony Brook (10.5.24)           |
| Long Rush             | 6 at Stony Brook (10.5.24)           |
| Receptions            | 7 vs. N.C. A&T (11.9.24)             |
| Receiving Yards       | 202 at Richmond (11.25.23)           |
| Long Reception        | 91 at Richmond (11.25.23)            |
| Receiving Touchdowns  | 2, 4x                                |
| Total Offense — Plays | 1 at Stony Brook (10.5.24)           |
| Total Offense — Yards | 6 at Stony Brook (10.5.24)           |
| Kick Returns          | 4 at Maryland (9.21.24)              |
|                       | 4 at Maine (10.19.24)                |
| Kick Return Yards     | 95 at Maine (10.19.24)               |
| Long Kick Return      | 30 at Howard (11.11.23)              |
| Punt Returns          | 2 vs. Towson (9.14.24)               |
| Punt Return Yards     | 19 vs. Towson (9.14.24)              |
| Long Punt Return      | 19 vs. Towson (9.14.24)              |
| All-Purpose Yards     | 220 at Richmond (11.25.23)           |
| Tackles               | 1 vs. Winston-Salem (9.18.21)        |
|                       | 1 at South Carolina State (10.22.22) |

### ELI SMITH

|                       |                                 |
|-----------------------|---------------------------------|
| Rush Attempts         | 7 at Maine (10.1.22)            |
|                       | 7 at William & Mary (11.12.22)  |
| Rushing Yards         | 48 at William & Mary (11.12.22) |
| Long Rush             | 18 at William & Mary (11.12.22) |
| Receptions            | 1 at William & Mary (11.12.22)  |
|                       | 1 at Maine (10.19.24)           |
| Receiving Yards       | 21 at Maine (10.19.24)          |
| Long Reception        | 21 at Maine (10.19.24)          |
| Total Offense - Plays | 7 at Maine (10.1.22)            |
| Total Offense - Yards | 48 at W&M (11.12.22)            |
| All-Purpose Yards     | 50 at W&M (11.12.22)            |

### JR STRAUSS

|                    |                              |
|--------------------|------------------------------|
| Tackles            | 2 vs. Stony Brook (10.28.23) |
|                    | 2 at Stony Brook (10.5.24)   |
| Tackles For Loss   | 1.0 at N.C. A&T (10.7.23)    |
| Blocked Kicks (FG) | 1 vs. Towson (9.14.24)       |

### TY TRINH

|                     |                               |
|---------------------|-------------------------------|
| All-Purpose Yards   | 24 at Maryland (9.21.24)      |
| Interceptions       | 1 at Delaware (11.20.21)      |
|                     | 1 at Lehigh (9.2.23)          |
|                     | 1 at Maryland (9.21.24)       |
| Long INT Return     | 24 at Maryland (9.21.24)      |
| Tackles             | 12 at New Hampshire (11.4.23) |
| Tackles For Loss    | 2.0 at N.C. A&T (10.7.23)     |
|                     | 2.0 at Maryland (9.21.24)     |
| Pass Breakups       | 2 at UAlbany (9.30.23)        |
|                     | 2 vs. Elon (10.14.23)         |
| Quarterback Hurries | 1, 4x                         |
| Forced Fumbles      | 1 vs. Lehigh (9.2.22)         |
|                     | 1 vs. Delaware (11.19.22)     |
| Fumble Recoveries   | 1 vs. Delaware (11.19.22)     |

### STEPHANE VOLTAIRE

|         |                              |
|---------|------------------------------|
| Tackles | 1 at New Hampshire (11.4.23) |
|---------|------------------------------|

### CONNOR WATKINS

|                       |                                      |
|-----------------------|--------------------------------------|
| Points                | 18 vs. Rhode Island (9.23.23)        |
| Touchdowns            | 3 vs. Rhode Island (9.23.23)         |
| Rush Attempts         | 13 vs. Elon (10.14.2023)             |
|                       | 13 at South Dakota State (12.9.2023) |
|                       | 13 vs. Towson (9.14.24)              |
| Rushing Yards         | 130 vs. Hampton (10.29.22)           |
| Rushing Touchdowns    | 3 vs. Rhode Island (9.23.23)         |
| Long Rush             | 75 vs. Hampton (10.29.22)            |
| Pass Attempts         | 31 vs. Hampton (10.29.22)            |
|                       | 31 at UAlbany (9.30.23)              |
|                       | 31 at Maine (10.19.24)               |
| Pass Completions      | 18 vs. UAlbany (10.22.22)            |
|                       | 18 at Colgate (9.7.24)               |
|                       | 18 vs. N.C. A&T (11.9.24)            |
| Passing Yards         | 361 vs. Stony Brook (10.28.23)       |
| Passing TDs           | 4 at Maine (10.1.22)                 |
|                       | 4 vs. Stony Brook (10.28.23)         |
| Long Pass             | 83 at Maine (10.1.22)                |
| Total Offense - Plays | 43 at UAlbany (9.30.23)              |
| Total Offense         | 395 vs. Stony Brook (10.28.23)       |
| All-Purpose Yards     | 130 vs. Hampton (10.29.22)           |
| Punts                 | 8 at Penn State (9.25.21)            |
| Punting Yards         | 277 at Penn State (9.25.21)          |
| Long Punt             | 50 at James Madison (10.9.21)        |

### ISAS WAXTER

|                     |                                  |
|---------------------|----------------------------------|
| All-Purpose Yards   | 0 vs. Colgate (9.9.23)           |
|                     | 0 at Delaware (11.18.23)         |
| Tackles             | 7 vs. Delaware (11.23.19)        |
| Tackles For Loss    | 1.0, 6x                          |
| Sacks               | 1.0 at Lehigh (9.4.21)           |
| Interceptions       | 1 vs. Colgate (9.9.23)           |
|                     | 1 at Delaware (11.18.23)         |
|                     | 1 vs. Youngstown State (12.2.23) |
| Long INT Return     | 0 vs. Colgate (9.9.23)           |
|                     | 0 at Delaware (11.18.23)         |
|                     | 0 vs. Youngstown State (12.2.23) |
| Pass Breakups       | 2 vs. Colgate (9.9.23)           |
| Forced Fumbles      | 2 at Maine (10.19.24)            |
| Fumble Recoveries   | 1 at Maryland (9.21.24)          |
| Quarterback Hurries | 1 at Lehigh (9.2.23)             |

### JAYVONT WILLIAMS

|         |                                   |
|---------|-----------------------------------|
| Tackles | 1 at South Dakota State (12.9.23) |
|         | 1 at Stony Brook (10.5.24)        |

### ISAIAH WRIGHT

|                       |                              |
|-----------------------|------------------------------|
| Points                | 6 vs. Stony Brook (10.28.23) |
| Touchdowns            | 1 vs. Stony Brook (10.28.23) |
| Rush Attempts         | 6 at Colgate (9.7.24)        |
| Rushing Yards         | 31 at Stony Brook (10.5.24)  |
| Rushing Touchdowns    | 1 vs. Stony Brook (10.28.23) |
| Long Rush             | 25 at Stony Brook (10.5.24)  |
| Receptions            | 1 at Maine (10.19.24)        |
| Receiving Yards       | 5 at Maine (10.19.24)        |
| Long Reception        | 5 at Maine (10.19.24)        |
| Total Offense — Plays | 6 at Colgate (9.7.24)        |
| Total Offense — Yards | 31 at Stony Brook (10.5.24)  |
| Kickoff Returns       | 1 vs. LIU (9.28.24)          |
| Kickoff Return Yards  | 31 vs. LIU (9.28.24)         |
| Long Kickoff Return   | 31 vs. LIU (9.28.24)         |
| All-Purpose Yards     | 33 vs. LIU (9.28.24)         |

### ION WYATT

|                  |                              |
|------------------|------------------------------|
| Tackles          | 3 at Colgate (9.7.24)        |
| Tackles For Loss | 0.5 at Colgate (9.7.24)      |
| Pass Breakups    | 1 at Lehigh (9.2.23)         |
|                  | 1 vs. Stony Brook (10.28.23) |



**2024-25 Villanova Football**  
**Game Results**  
**All games**

Page 1/1  
as of Nov 09, 2024

**Team Results**

|   | Date       | Opponent       |   | Score | Overall | Conf | Time | Attend |
|---|------------|----------------|---|-------|---------|------|------|--------|
|   | 08/29/2024 | Youngstown St. | W | 24-17 | 1-0     | 0-0  | 2:46 | 5421   |
|   | 09/07/2024 | at Colgate     | W | 28-3  | 2-0     | 0-0  | 3:03 | 2619   |
| * | 09/14/2024 | Towson         | W | 14-13 | 3-0     | 1-0  | 3:16 | 4219   |
|   | 09/21/2024 | at Maryland    | L | 20-38 | 3-1     | 1-0  | 3:19 | 38006  |
|   | 09/28/2024 | LIU            | W | 24-10 | 4-1     | 1-0  | 2:44 | 6111   |
| * | 10/05/2024 | at Stony Brook | W | 42-24 | 5-1     | 2-0  | 2:54 | 6142   |
| * | 10/19/2024 | at Maine       | L | 7-35  | 5-2     | 2-1  | 2:55 | 6860   |
| * | 10/26/2024 | New Hampshire  | W | 14-6  | 6-2     | 3-1  | 2:43 | 5015   |
| * | 11/02/2024 | at Hampton     | W | 20-14 | 7-2     | 4-1  | 3:06 | 1454   |
| * | 11/09/2024 | N.C. A&T       | W | 31-3  | 8-2     | 5-1  | 3:01 | 4009   |





2024-25 Villanova Football  
Overall Team Statistics  
All games

Page 1/2  
as of Nov 09, 2024

Team Statistics

|                                  | VU             | OPP            |
|----------------------------------|----------------|----------------|
| <b>Scoring</b>                   | <b>224</b>     | <b>163</b>     |
| Points per game                  | 22.4           | 16.3           |
| Points Off Turnovers             | 27             | 14             |
| <b>First Downs</b>               | <b>181</b>     | <b>162</b>     |
| Rushing                          | 96             | 60             |
| Passing                          | 63             | 82             |
| Penalty                          | 22             | 20             |
| <b>Rushing Yardage</b>           | <b>1727</b>    | <b>1392</b>    |
| Yards gained rushing             | 1983           | 1570           |
| Yards lost rushing               | 256            | 178            |
| Rushing attempts                 | 367            | 341            |
| Average per rush                 | 4.7            | 4.1            |
| Average per game                 | 172.7          | 139.2          |
| TDs Rushing                      | 20             | 10             |
| <b>Passing Yardage</b>           | <b>1496</b>    | <b>1573</b>    |
| Comp-Att-Int                     | 125-243-2      | 170-276-6      |
| Average per pass                 | 6.2            | 5.7            |
| Average per catch                | 12.0           | 9.3            |
| Average per game                 | 149.6          | 157.3          |
| TDs Passing                      | 9              | 8              |
| <b>Total offense</b>             | <b>3223</b>    | <b>2965</b>    |
| Total plays                      | 610            | 617            |
| Average per play                 | 5.3            | 4.8            |
| Average per game                 | 322.3          | 296.5          |
| <b>Kick returns: #-Yards</b>     | <b>22-462</b>  | <b>19-388</b>  |
| <b>Punt returns: #-Yards</b>     | <b>10-70</b>   | <b>10-53</b>   |
| <b>Int returns: #-Yards</b>      | <b>6-26</b>    | <b>2-0</b>     |
| <b>Kick return average</b>       | <b>21.0</b>    | <b>20.4</b>    |
| <b>Punt return average</b>       | <b>7.0</b>     | <b>5.3</b>     |
| <b>Int return average</b>        | <b>4.3</b>     | <b>0.0</b>     |
| <b>Fumbles-Lost</b>              | <b>10-7</b>    | <b>12-7</b>    |
| <b>Penalties-Yards</b>           | <b>69-604</b>  | <b>61-539</b>  |
| Average per game                 | 60.4           | 53.9           |
| <b>Punts-Yards</b>               | <b>50-2102</b> | <b>49-2019</b> |
| Average per punt                 | 42.0           | 41.2           |
| Net punt average                 | 39.8           | 38.6           |
| <b>Kickoffs-Yards</b>            | <b>45-2726</b> | <b>37-2251</b> |
| Average per kick                 | 60.6           | 60.8           |
| Net kick average                 | 39.0           | 38.5           |
| <b>Time of possession / game</b> | <b>30:32</b>   | <b>29:28</b>   |
| <b>3rd-down conversion</b>       | <b>44/122</b>  | <b>41/129</b>  |
| 3rd-down pct                     | 36%            | 32%            |
| <b>4rd-down conversion</b>       | <b>6/11</b>    | <b>8/18</b>    |



2024-25 Villanova Football  
Overall Team Statistics  
All games

Page 2/2  
as of Nov 09, 2024

|                                    | VU                  | OPP                |
|------------------------------------|---------------------|--------------------|
| 4rd-down pct                       | 55%                 | 44%                |
| <b>Sacks by-Yards</b>              | <b>15-94</b>        | <b>30-168</b>      |
| <b>Misc Yards</b>                  | <b>0</b>            | <b>0</b>           |
| <b>Touchdowns scored</b>           | <b>29</b>           | <b>19</b>          |
| <b>Field goals - attempts</b>      | <b>7-13</b>         | <b>10-15</b>       |
| <b>On-Side kicks</b>               | <b>1-1</b>          | <b>0-1</b>         |
| <b>Red-zone scores</b>             | <b>(28-33) 85%</b>  | <b>(20-30) 67%</b> |
| <b>Red-zone touchdowns</b>         | <b>(23-33) 70%</b>  | <b>(15-30) 50%</b> |
| <b>PAT-attempts</b>                | <b>(29-29) 100%</b> | <b>(17-18) 94%</b> |
| <b>2-point conversion-attempts</b> | <b>(0-0) 0%</b>     | <b>(1-1) 100%</b>  |
| <b>Attendance</b>                  | <b>24775</b>        | <b>55081</b>       |
| Games / Avg per game               | 5/4955              | 5/11016            |
| Neutral site games                 | -                   | 0/0                |

Score by Periods

| Team      | 1st | 2nd | 3rd | 4th | OT | TOT |
|-----------|-----|-----|-----|-----|----|-----|
| Villanova | 44  | 45  | 69  | 66  | 0  | 224 |
| Opponents | 62  | 33  | 38  | 30  | 0  | 163 |



# 2024-25 Villanova Football Individual Statistics All games

Page 1/3  
as of Nov 09, 2024

## Rushing

| Player           | gp        | att        | gain        | loss       | net         | avg        | td        | lg        | avg/g        |
|------------------|-----------|------------|-------------|------------|-------------|------------|-----------|-----------|--------------|
| David Avit       | 10        | 126        | 716         | 17         | 699         | 5.5        | 7         | 72        | 69.9         |
| Isaiah Ragland   | 8         | 74         | 458         | 10         | 448         | 6.1        | 4         | 65        | 56.0         |
| Connor Watkins   | 10        | 80         | 452         | 160        | 292         | 3.7        | 5         | 45        | 29.2         |
| Ja'briel Mace    | 10        | 33         | 179         | 9          | 170         | 5.2        | 1         | 24        | 17.0         |
| Isaiah Wright    | 9         | 20         | 80          | 12         | 68          | 3.4        | 0         | 25        | 7.6          |
| Eli Smith        | 3         | 9          | 40          | 2          | 38          | 4.2        | 0         | 9         | 12.7         |
| Tanner Maddocks  | 7         | 5          | 32          | 15         | 17          | 3.4        | 2         | 17        | 2.4          |
| Jaylan Sanchez   | 10        | 4          | 16          | 3          | 13          | 3.3        | 0         | 16        | 1.3          |
| Devin Smith      | 10        | 1          | 6           | 0          | 6           | 6.0        | 0         | 6         | 0.6          |
| Brendan Bell     | 10        | 1          | 4           | 0          | 4           | 4.0        | 1         | 4         | 0.4          |
| Team             | 10        | 14         | 0           | 28         | -28         | -2.0       | 0         | 0         | -2.8         |
| <b>Total</b>     | <b>10</b> | <b>367</b> | <b>1983</b> | <b>256</b> | <b>1727</b> | <b>4.7</b> | <b>20</b> | <b>72</b> | <b>172.7</b> |
| <b>Opponents</b> | <b>10</b> | <b>341</b> | <b>1570</b> | <b>178</b> | <b>1392</b> | <b>4.1</b> | <b>10</b> | <b>70</b> | <b>139.2</b> |

## Passing

| Player           | gp        | effic        | comp-att-int     | pct         | yds         | td       | lg        | avg/g        |
|------------------|-----------|--------------|------------------|-------------|-------------|----------|-----------|--------------|
| Connor Watkins   | 10        | 113.1        | 117-229-2        | 51.1        | 1384        | 9        | 72        | 138.4        |
| Tanner Maddocks  | 7         | 124.3        | 8-14-0           | 57.1        | 112         | 0        | 24        | 16.0         |
| <b>Total</b>     | <b>10</b> | <b>113.7</b> | <b>125-243-2</b> | <b>51.4</b> | <b>1496</b> | <b>9</b> | <b>72</b> | <b>149.6</b> |
| <b>Opponents</b> | <b>10</b> | <b>114.7</b> | <b>170-276-6</b> | <b>61.6</b> | <b>1573</b> | <b>8</b> | <b>61</b> | <b>157.3</b> |

## Receiving

| Player           | gp        | no.        | yds         | avg         | td       | lg        | avg/g        |
|------------------|-----------|------------|-------------|-------------|----------|-----------|--------------|
| Devin Smith      | 10        | 31         | 374         | 12.1        | 4        | 71        | 37.4         |
| Jaylan Sanchez   | 10        | 27         | 394         | 14.6        | 3        | 72        | 39.4         |
| Lucas Kopecky    | 7         | 12         | 158         | 13.2        | 2        | 26        | 22.6         |
| Daniel Lopes     | 10        | 10         | 119         | 11.9        | 0        | 23        | 11.9         |
| Kenyon Miles     | 7         | 9          | 69          | 7.7         | 0        | 16        | 9.9          |
| Ja'briel Mace    | 10        | 9          | 113         | 12.6        | 0        | 35        | 11.3         |
| Isaiah Ragland   | 8         | 8          | 62          | 7.8         | 0        | 24        | 7.8          |
| Luke Daly        | 9         | 6          | 73          | 12.2        | 0        | 32        | 8.1          |
| Chris Colby      | 7         | 4          | 62          | 15.5        | 0        | 24        | 8.9          |
| David Avit       | 10        | 3          | 35          | 11.7        | 0        | 21        | 3.5          |
| Brendan Bell     | 10        | 1          | 0           | 0.0         | 0        | 0         | 0.0          |
| Nate Hill        | 6         | 1          | 6           | 6.0         | 0        | 6         | 1.0          |
| Eli Smith        | 3         | 1          | 21          | 21.0        | 0        | 21        | 7.0          |
| Isaiah Wright    | 9         | 1          | 5           | 5.0         | 0        | 5         | 0.6          |
| Nolan Clayton    | 10        | 1          | 3           | 3.0         | 0        | 3         | 0.3          |
| Sean Brodnik     | 1         | 1          | 2           | 2.0         | 0        | 2         | 2.0          |
| <b>Total</b>     | <b>10</b> | <b>125</b> | <b>1496</b> | <b>12.0</b> | <b>9</b> | <b>72</b> | <b>149.6</b> |
| <b>Opponents</b> | <b>10</b> | <b>170</b> | <b>1573</b> | <b>9.3</b>  | <b>8</b> | <b>61</b> | <b>157.3</b> |

## Punt Returns

| Player           | no.       | yds       | avg        | td       | lg        |
|------------------|-----------|-----------|------------|----------|-----------|
| Tanner Maddocks  | 5         | 51        | 10.2       | 0        | 22        |
| Devin Smith      | 5         | 19        | 3.8        | 0        | 19        |
| <b>Total</b>     | <b>10</b> | <b>70</b> | <b>7.0</b> | <b>0</b> | <b>22</b> |
| <b>Opponents</b> | <b>10</b> | <b>53</b> | <b>5.3</b> | <b>0</b> | <b>27</b> |

## Interceptions

| Player           | no.      | yds       | avg        | td       | lg        |
|------------------|----------|-----------|------------|----------|-----------|
| Zahmir Dawud     | 2        | 2         | 1.0        | 0        | 2         |
| Richie Kimmel    | 1        | 0         | 0.0        | 0        | 0         |
| Tyrell Mims      | 1        | 0         | 0.0        | 0        | 0         |
| Ty Trinh         | 1        | 24        | 24.0       | 0        | 24        |
| Christian Sapp   | 1        | 0         | 0.0        | 0        | 0         |
| <b>Total</b>     | <b>6</b> | <b>26</b> | <b>4.3</b> | <b>0</b> | <b>24</b> |
| <b>Opponents</b> | <b>2</b> | <b>0</b>  | <b>0.0</b> | <b>0</b> | <b>0</b>  |

## Kick Returns

| Player           | no.       | yds        | avg         | td       | lg        |
|------------------|-----------|------------|-------------|----------|-----------|
| Devin Smith      | 9         | 190        | 21.1        | 0        | 28        |
| Christian Sapp   | 8         | 174        | 21.8        | 0        | 42        |
| Ja'briel Mace    | 2         | 38         | 19.0        | 0        | 26        |
| Ethan Potter     | 1         | 18         | 18.0        | 0        | 18        |
| Isaiah Wright    | 1         | 31         | 31.0        | 0        | 31        |
| Nolan Clayton    | 1         | 11         | 11.0        | 0        | 11        |
| <b>Total</b>     | <b>22</b> | <b>462</b> | <b>21.0</b> | <b>0</b> | <b>42</b> |
| <b>Opponents</b> | <b>19</b> | <b>388</b> | <b>20.4</b> | <b>0</b> | <b>47</b> |

## Fumbles Recovered

| Player           | no.      | yds       | avg        | td       | lg        |
|------------------|----------|-----------|------------|----------|-----------|
| Shane Hartzell   | 1        | 18        | 18.0       | 0        | 18        |
| Timmy Furgeson   | 2        | 3         | 1.5        | 0        | 3         |
| Richie Kimmel    | 1        | 1         | 1.0        | 0        | 1         |
| Isas Waxter      | 1        | 0         | 0.0        | 0        | 0         |
| Brendan Bell     | 1        | 0         | 0.0        | 0        | 0         |
| Jordan Nelson    | 1        | 0         | 0.0        | 0        | 0         |
| <b>Total</b>     | <b>7</b> | <b>22</b> | <b>3.1</b> | <b>0</b> | <b>18</b> |
| <b>Opponents</b> | <b>7</b> | <b>9</b>  | <b>1.3</b> | <b>0</b> | <b>9</b>  |



2024-25 Villanova Football  
Individual Statistics  
All games

Page 2/3  
as of Nov 09, 2024

### Scoring

|                 |    |       | PAT   |      |     |      |     |     |     |
|-----------------|----|-------|-------|------|-----|------|-----|-----|-----|
| Player          | td | fg    | kick  | rush | rcv | pass | dxp | saf | pts |
| Ethan Gettman   | -  | 7-13  | 29-29 | -    | -   | -    | -   | -   | 50  |
| David Avit      | 7  | -     | -     | -    | -   | -    | -   | -   | 42  |
| Connor Watkins  | 5  | -     | -     | -    | -   | -    | -   | -   | 30  |
| Devin Smith     | 4  | -     | -     | -    | -   | -    | -   | -   | 24  |
| Isaiah Ragland  | 4  | -     | -     | -    | -   | -    | -   | -   | 24  |
| Jaylan Sanchez  | 3  | -     | -     | -    | -   | -    | -   | -   | 18  |
| Tanner Maddocks | 2  | -     | -     | -    | -   | -    | -   | -   | 12  |
| Lucas Kopecky   | 2  | -     | -     | -    | -   | -    | -   | -   | 12  |
| Brendan Bell    | 1  | -     | -     | -    | -   | -    | -   | -   | 6   |
| Ja'briel Mace   | 1  | -     | -     | -    | -   | -    | -   | -   | 6   |
| Total           | 29 | 7-13  | 29-29 | 0    | 0   | 0    | 0   | 0   | 224 |
| Opponents       | 19 | 10-15 | 17-18 | 1    | 0   | 0    | 0   | 0   | 163 |

### Total Offense

| Player           | g         | plays      | rush        | pass        | total       | avg/g        |
|------------------|-----------|------------|-------------|-------------|-------------|--------------|
| Connor Watkins   | 10        | 309        | 292         | 1384        | 1676        | 167.6        |
| David Avit       | 10        | 126        | 699         | 0           | 699         | 69.9         |
| Isaiah Ragland   | 8         | 74         | 448         | 0           | 448         | 56.0         |
| Ja'briel Mace    | 10        | 33         | 170         | 0           | 170         | 17.0         |
| Tanner Maddocks  | 7         | 19         | 17          | 112         | 129         | 18.4         |
| Isaiah Wright    | 9         | 20         | 68          | 0           | 68          | 7.6          |
| Eli Smith        | 3         | 9          | 38          | 0           | 38          | 12.7         |
| Jaylan Sanchez   | 10        | 4          | 13          | 0           | 13          | 1.3          |
| Devin Smith      | 10        | 1          | 6           | 0           | 6           | 0.6          |
| Brendan Bell     | 10        | 1          | 4           | 0           | 4           | 0.4          |
| Team             | 10        | 0          | -28         | 0           | -28         | -2.8         |
| <b>Total</b>     | <b>10</b> | <b>610</b> | <b>1727</b> | <b>1496</b> | <b>3223</b> | <b>322.3</b> |
| <b>Opponents</b> | <b>10</b> | <b>617</b> | <b>1392</b> | <b>1573</b> | <b>2965</b> | <b>296.5</b> |

### Field Goals

| Player           | fg           | pct.        | 01-19      | 20-29      | 30-39      | 40-49      | 50-99      | lg        | blk      |
|------------------|--------------|-------------|------------|------------|------------|------------|------------|-----------|----------|
| Ethan Gettman    | 7-13         | 53.8        | 0-0        | 2-3        | 3-5        | 2-4        | 0-1        | 42        | 2        |
| <b>Opponents</b> | <b>10-15</b> | <b>66.7</b> | <b>0-0</b> | <b>4-4</b> | <b>2-6</b> | <b>4-5</b> | <b>0-0</b> | <b>46</b> | <b>2</b> |

### Punting

| Player           | no.       | yds         | avg         | lg        | tb       | fc        | i20       | 50+      | blk      |
|------------------|-----------|-------------|-------------|-----------|----------|-----------|-----------|----------|----------|
| Ethan Gettman    | 47        | 2005        | 42.7        | 72        | 3        | 18        | 14        | 8        | 0        |
| Connor Watkins   | 3         | 97          | 32.3        | 36        | 0        | 0         | 3         | 0        | 0        |
| <b>Total</b>     | <b>50</b> | <b>2102</b> | <b>42.0</b> | <b>72</b> | <b>3</b> | <b>18</b> | <b>17</b> | <b>8</b> | <b>0</b> |
| <b>Opponents</b> | <b>49</b> | <b>2019</b> | <b>41.2</b> | <b>70</b> | <b>3</b> | <b>18</b> | <b>12</b> | <b>7</b> | <b>0</b> |

### FG Sequence

| Team Name      | Villanova    | Opponents          |
|----------------|--------------|--------------------|
| Maryland       | 33,(33),(37) | (46)               |
| Youngstown St. | (42),32      | (27)               |
| LIU            | (24),41      | (42)               |
| Stony Brook    | 26           | (24)               |
| Maine          | 50           |                    |
| Hampton        | 42,(29),(40) |                    |
| N.C. A&T       | (33)         | (34)               |
| Colgate        |              | (39),34            |
| Towson         |              | (41),31,(23),48,37 |
| New Hampshire  |              | (21),38,(40)       |

### Kickoffs

| Player           | no.       | yds         | avg         | tb        | ob       | retn      | net         | ydln      |
|------------------|-----------|-------------|-------------|-----------|----------|-----------|-------------|-----------|
| Ethan Gettman    | 45        | 2726        | 60.6        | 15        | 1        |           |             |           |
| <b>Total</b>     | <b>45</b> | <b>2726</b> | <b>60.6</b> | <b>15</b> | <b>1</b> | <b>18</b> | <b>39</b>   | <b>25</b> |
| <b>Opponents</b> | <b>37</b> | <b>2251</b> | <b>60.8</b> | <b>13</b> | <b>1</b> | <b>22</b> | <b>38.5</b> | <b>26</b> |

Numbers in (parentheses) indicate field goal was made





2024-25 Villanova Football  
Individual Statistics  
All games

Page 3/3  
as of Nov 09, 2024

All Purpose

| Player           | g         | rush        | rcv         | pr        | kr         | ir        | total       | avg/g        |
|------------------|-----------|-------------|-------------|-----------|------------|-----------|-------------|--------------|
| David Avit       | 10        | 699         | 35          | 0         | 0          | 0         | 734         | 73.4         |
| Devin Smith      | 10        | 6           | 374         | 19        | 190        | 0         | 589         | 58.9         |
| Isaiah Ragland   | 8         | 448         | 62          | 0         | 0          | 0         | 510         | 63.8         |
| Jaylan Sanchez   | 10        | 13          | 394         | 0         | 0          | 0         | 407         | 40.7         |
| Ja'briel Mace    | 10        | 170         | 113         | 0         | 38         | 0         | 321         | 32.1         |
| Connor Watkins   | 10        | 292         | 0           | 0         | 0          | 0         | 292         | 29.2         |
| Christian Sapp   | 8         | 0           | 0           | 0         | 174        | 0         | 174         | 21.8         |
| Lucas Kopecky    | 7         | 0           | 158         | 0         | 0          | 0         | 158         | 22.6         |
| Daniel Lopes     | 10        | 0           | 119         | 0         | 0          | 0         | 119         | 11.9         |
| Isaiah Wright    | 9         | 68          | 5           | 0         | 31         | 0         | 104         | 11.6         |
| Luke Daly        | 9         | 0           | 73          | 0         | 0          | 0         | 73          | 8.1          |
| Kenyon Miles     | 7         | 0           | 69          | 0         | 0          | 0         | 69          | 9.9          |
| Tanner Maddocks  | 7         | 17          | 0           | 51        | 0          | 0         | 68          | 9.7          |
| Chris Colby      | 7         | 0           | 62          | 0         | 0          | 0         | 62          | 8.9          |
| Eli Smith        | 3         | 38          | 21          | 0         | 0          | 0         | 59          | 19.7         |
| Ty Trinh         | 10        | 0           | 0           | 0         | 0          | 24        | 24          | 2.4          |
| Ethan Potter     | 10        | 0           | 0           | 0         | 18         | 0         | 18          | 1.8          |
| Nolan Clayton    | 10        | 0           | 3           | 0         | 11         | 0         | 14          | 1.4          |
| Nate Hill        | 6         | 0           | 6           | 0         | 0          | 0         | 6           | 1.0          |
| Brendan Bell     | 10        | 4           | 0           | 0         | 0          | 0         | 4           | 0.4          |
| Zahmir Dawud     | 10        | 0           | 0           | 0         | 0          | 2         | 2           | 0.2          |
| Sean Brodnik     | 1         | 0           | 2           | 0         | 0          | 0         | 2           | 2.0          |
| Team             | 10        | -28         | 0           | 0         | 0          | 0         | -28         | -2.8         |
| <b>Total</b>     | <b>10</b> | <b>1727</b> | <b>1496</b> | <b>70</b> | <b>462</b> | <b>26</b> | <b>3781</b> | <b>378.1</b> |
| <b>Opponents</b> | <b>10</b> | <b>1392</b> | <b>1573</b> | <b>53</b> | <b>388</b> | <b>0</b>  | <b>3406</b> | <b>340.6</b> |



2024-25 Villanova Football  
Overall Defense Statistics  
All games

Page 1/1  
as of Nov 09, 2024

Team Defense

|           |                  |    | Tackles |     |     |         | Sacks  | Pass defense |      |     | Fumbles |    | blkd |     |
|-----------|------------------|----|---------|-----|-----|---------|--------|--------------|------|-----|---------|----|------|-----|
| ##        | Player           | gp | ua      | a   | tot | tfl/yds | no-yds | int-yds      | brup | qbh | fr-yds  | ff | kick | saf |
| 31        | Shane Hartzell   | 10 | 43      | 49  | 92  | 6.5-25  | 4-22   | .            | .    | 4   | 1-18    | 1  | .    | .   |
| 28        | Brendan Bell     | 10 | 42      | 41  | 83  | 12.5-60 | 3-31   | .            | 1    | 2   | 1-0     | 1  | .    | .   |
| 34        | Ethan Potter     | 10 | 31      | 29  | 60  | 2-4     | 0.5-3  | .            | 3    | 2   | .       | .  | .    | .   |
| 44        | Richie Kimmel    | 9  | 12      | 34  | 46  | 0.5-4   | 0.5-4  | 1-0          | 2    | 2   | 1-1     | .  | .    | .   |
| 4         | Jalen Goodman    | 10 | 31      | 13  | 44  | 1-5     | .      | .            | 2    | .   | .       | .  | .    | .   |
| 9         | Ty Trinh         | 10 | 20      | 12  | 32  | 4.5-12  | .      | 1-24         | 3    | 2   | .       | .  | .    | .   |
| 0         | Isas Waxter      | 9  | 21      | 7   | 28  | 2-2     | .      | .            | 2    | .   | 1-0     | 3  | .    | .   |
| 91        | Ayden Howard     | 10 | 10      | 18  | 28  | 2-2     | 1.5-1  | .            | 1    | 3   | .       | .  | .    | .   |
| 33        | Turner Inge      | 10 | 13      | 11  | 24  | 3-10    | .      | .            | .    | .   | .       | .  | .    | .   |
| 97        | Chuck Smith      | 10 | 8       | 16  | 24  | 2.5-12  | 0.5-6  | .            | .    | 5   | .       | 1  | .    | .   |
| 92        | Nigel McSween    | 10 | 11      | 12  | 23  | 4-20    | 3.5-19 | .            | 1    | 2   | .       | .  | .    | .   |
| 98        | Obinna Nwobodo   | 10 | 8       | 15  | 23  | 2.5-7   | 0.5-3  | .            | .    | 2   | .       | .  | 1    | .   |
| 7         | Tyrell Mims      | 9  | 19      | 3   | 22  | 1-1     | .      | 1-0          | 2    | .   | .       | .  | .    | .   |
| 37        | Zahmir Dawud     | 10 | 15      | 7   | 22  | 2.5-6   | .      | 2-2          | .    | .   | .       | 1  | .    | .   |
| 11        | Jordan Nelson    | 10 | 6       | 12  | 18  | 1.5-2   | .      | .            | .    | 1   | 1-0     | .  | .    | .   |
| 25        | Christian Sapp   | 8  | 14      | 3   | 17  | 1-4     | .      | 1-0          | 1    | .   | .       | .  | .    | .   |
| 93        | Capri Martin     | 10 | 6       | 10  | 16  | 2.5-9   | 1-5    | .            | .    | 3   | .       | 1  | .    | .   |
| 38        | Newton Essiem    | 9  | 4       | 2   | 6   | .       | .      | .            | .    | .   | .       | .  | .    | .   |
| 52        | Chandon Pierre   | 8  | 1       | 5   | 6   | 1-2     | .      | .            | .    | 2   | .       | .  | .    | .   |
| 55        | Mike Kennedy     | 10 | 1       | 5   | 6   | .       | .      | .            | .    | .   | .       | .  | .    | .   |
| 10        | JR Strauss       | 10 | 2       | 3   | 5   | .       | .      | .            | .    | .   | .       | .  | 1    | .   |
| 1         | Jon Wyatt        | 6  | 2       | 2   | 4   | 0.5-1   | .      | .            | .    | .   | .       | .  | .    | .   |
| 40        | Jason Hall       | 10 | 3       | .   | 3   | .       | .      | .            | .    | .   | .       | .  | .    | .   |
| 8         | Kaleb Moody      | 10 | 1       | 2   | 3   | .       | .      | .            | 2    | .   | .       | .  | .    | .   |
| 5         | Jaylan Sanchez   | 10 | 1       | 1   | 2   | .       | .      | .            | .    | .   | .       | .  | .    | .   |
| 42        | Timmy Furgeson   | 10 | .       | 2   | 2   | .       | .      | .            | .    | .   | 2-3     | .  | .    | .   |
| 94        | Ivan Murray      | 7  | 1       | 1   | 2   | .       | .      | .            | .    | .   | .       | .  | .    | .   |
| 27        | Anthony Hawkins  | 2  | 2       | .   | 2   | .       | .      | .            | .    | .   | .       | .  | .    | .   |
| 41        | Garrett Rogan    | 8  | 1       | .   | 1   | .       | .      | .            | .    | .   | .       | .  | .    | .   |
| 18        | Julian Glantz    | 9  | .       | 1   | 1   | .       | .      | .            | .    | .   | .       | .  | .    | .   |
| 67        | Kyle Fay         | 9  | 1       | .   | 1   | .       | .      | .            | .    | .   | .       | .  | .    | .   |
| 21        | Jayvont Williams | 9  | .       | 1   | 1   | .       | .      | .            | .    | .   | .       | .  | .    | .   |
| 36        | Damill Bostic    | 2  | 1       | .   | 1   | .       | .      | .            | .    | .   | .       | .  | .    | .   |
| 32        | Omari Bursey     | 4  | .       | 1   | 1   | .       | .      | .            | .    | .   | .       | .  | .    | .   |
| 45        | Ethan Gettman    | 10 | 1       | .   | 1   | .       | .      | .            | .    | .   | .       | .  | .    | .   |
| 39        | Luke Myers       | 1  | 1       | .   | 1   | .       | .      | .            | .    | .   | .       | .  | .    | .   |
| 96        | Ugo Nwotite      | 3  | .       | 1   | 1   | .       | .      | .            | .    | .   | .       | .  | .    | .   |
| Totals    |                  | 10 | 333     | 320 | 653 | 53-188  | 15-94  | 6-26         | 20   | 30  | 7-22    | 8  | 2    | 0   |
| Opponents |                  | 10 | 309     | 282 | 591 | 53-222  | 30-168 | 2-0          | 21   | 35  | 7-9     | 6  | 2    | 0   |



2024-25 Villanova Football  
Team Game-by-Game  
All games

Page 1/1  
as of Nov 09, 2024

| Date       | Opponent       | Rushing |      |    |    | Receiving |      |    |    | Passing |     |     |      | Kick Returns |    |     |     | Punt Returns |    |     |     | tot |    |      |
|------------|----------------|---------|------|----|----|-----------|------|----|----|---------|-----|-----|------|--------------|----|-----|-----|--------------|----|-----|-----|-----|----|------|
|            |                | no.     | yds  | td | lg | no.       | yds  | td | lg | cmp     | att | int | yds  | td           | lg | no. | yds | td           | lg | no. | yds | td  | lg | off  |
| 08/29/2024 | Youngstown St. | 30      | 246  | 3  | 45 | 6         | 90   | 0  | 35 | 6       | 17  | 0   | 90   | 0            | 35 | 2   | 53  | 0            | 42 | 0   | 0   | 0   | 0  | 336  |
| 09/07/2024 | at Colgate     | 32      | 132  | 2  | 23 | 18        | 247  | 2  | 71 | 18      | 28  | 0   | 247  | 2            | 71 | 2   | 57  | 0            | 36 | 0   | 0   | 0   | 0  | 379  |
| 09/14/2024 | Towson         | 38      | 235  | 0  | 65 | 14        | 116  | 2  | 28 | 14      | 25  | 0   | 116  | 2            | 28 | 4   | 64  | 0            | 22 | 2   | 19  | 0   | 19 | 351  |
| 09/21/2024 | at Maryland    | 32      | 75   | 1  | 23 | 16        | 156  | 1  | 24 | 16      | 33  | 0   | 156  | 1            | 24 | 4   | 87  | 0            | 25 | 0   | 0   | 0   | 0  | 231  |
| 09/28/2024 | LIU            | 53      | 264  | 3  | 17 | 10        | 128  | 0  | 45 | 10      | 19  | 0   | 128  | 0            | 45 | 2   | 39  | 0            | 31 | 1   | 0   | 0   | 0  | 392  |
| 10/05/2024 | at Stony Brook | 39      | 280  | 5  | 72 | 9         | 152  | 1  | 32 | 9       | 19  | 0   | 152  | 1            | 32 | 0   | 0   | 0            | 0  | 2   | 22  | 0   | 22 | 432  |
| 10/19/2024 | at Maine       | 28      | 35   | 1  | 17 | 18        | 179  | 0  | 23 | 18      | 40  | 2   | 179  | 0            | 23 | 4   | 95  | 0            | 28 | 1   | 0   | 0   | 0  | 214  |
| 10/26/2024 | New Hampshire  | 34      | 145  | 0  | 24 | 7         | 112  | 2  | 31 | 7       | 13  | 0   | 112  | 2            | 31 | 2   | 23  | 0            | 12 | 0   | 0   | 0   | 0  | 257  |
| 11/02/2024 | at Hampton     | 42      | 92   | 2  | 27 | 9         | 149  | 0  | 72 | 9       | 22  | 0   | 149  | 0            | 72 | 1   | 26  | 0            | 26 | 3   | 29  | 0   | 18 | 241  |
| 11/09/2024 | N.C. A&T       | 39      | 223  | 3  | 55 | 18        | 167  | 1  | 34 | 18      | 27  | 0   | 167  | 1            | 34 | 1   | 18  | 0            | 18 | 1   | 0   | 0   | 0  | 390  |
| Villanova  |                | 367     | 1727 | 20 | 72 | 125       | 1496 | 9  | 72 | 125     | 243 | 2   | 1496 | 9            | 72 | 22  | 462 | 0            | 42 | 10  | 70  | 0   | 22 | 3223 |
| Opponents  |                | 341     | 1392 | 10 | 70 | 170       | 1573 | 8  | 61 | 170     | 276 | 6   | 1573 | 8            | 61 | 19  | 388 | 0            | 47 | 10  | 53  | 0   | 27 | 2965 |

Villanova Averages

| Games | Avg/ rush | Avg/ catch | Pass effic | KR avg | PR avg | All purpose avg/game | Total offense avg/game |
|-------|-----------|------------|------------|--------|--------|----------------------|------------------------|
| 10    | 4.7       | 12.0       | 113.7      | 21.0   | 7.0    | 378.1                | 322.3                  |

| Date       | Opponent       | Tackles |     |       |          | Sacks  | Fumble |        | Pass Defense |     |      | blkd | PAT attempts |      |     | off |     |     |
|------------|----------------|---------|-----|-------|----------|--------|--------|--------|--------------|-----|------|------|--------------|------|-----|-----|-----|-----|
|            |                | ua      | a   | total | tfl-yds  | no-yds | ff     | fr-yds | int-yds      | qbh | brup | kick | kick         | rush | rcv | saf | t/o | pts |
| 08/29/2024 | Youngstown St. | 41      | 28  | 69    | 5.0-15   | 1-1    | 1      | 1-1    | 2-2          | 3   | 2    | 0    | 3-3          | 0    | 0   | 0   | 3   | 24  |
| 09/07/2024 | at Colgate     | 36      | 22  | 58    | 5.0-21   | 1-12   | 0      | 0-0    | 1-0          | 3   | 2    | 0    | 4-4          | 0    | 0   | 0   | 0   | 28  |
| 09/14/2024 | Towson         | 25      | 58  | 83    | 4.0-21   | 3-17   | 1      | 0-0    | 0-0          | 8   | 4    | 2    | 2-2          | 0    | 0   | 0   | 0   | 14  |
| 09/21/2024 | at Maryland    | 44      | 20  | 64    | 7.0-17   | 1-7    | 1      | 1-0    | 1-24         | 0   | 1    | 0    | 2-2          | 0    | 0   | 0   | 3   | 20  |
| 09/28/2024 | LIU            | 21      | 14  | 35    | 1.0-5    | 0-0    | 0      | 2-21   | 0-0          | 2   | 3    | 0    | 3-3          | 0    | 0   | 0   | 14  | 24  |
| 10/05/2024 | at Stony Brook | 39      | 44  | 83    | 7.0-29   | 2-19   | 2      | 1-0    | 1-0          | 4   | 2    | 0    | 6-6          | 0    | 0   | 0   | 7   | 42  |
| 10/19/2024 | at Maine       | 26      | 38  | 64    | 5.0-17   | 1-11   | 2      | 1-0    | 0-0          | 0   | 0    | 0    | 1-1          | 0    | 0   | 0   | 0   | 7   |
| 10/26/2024 | New Hampshire  | 36      | 44  | 80    | 9.0-38   | 2-20   | 1      | 1-0    | 0-0          | 4   | 2    | 0    | 2-2          | 0    | 0   | 0   | 0   | 14  |
| 11/02/2024 | at Hampton     | 35      | 32  | 67    | 5.0-12   | 2-3    | 0      | 0-0    | 1-0          | 4   | 2    | 0    | 2-2          | 0    | 0   | 0   | 0   | 20  |
| 11/09/2024 | N.C. A&T       | 30      | 20  | 50    | 5.0-13   | 2-4    | 0      | 0-0    | 0-0          | 2   | 2    | 0    | 4-4          | 0    | 0   | 0   | 0   | 31  |
| Villanova  |                | 333     | 320 | 653   | 53.0-188 | 15-94  | 8      | 7-22   | 6-26         | 30  | 20   | 2    | 29-29        | 0    | 0   | 0   | 27  | 224 |
| Opponents  |                | 309     | 282 | 591   | 53.0-222 | 30-168 | 6      | 7-9    | 2-0          | 35  | 21   | 2    | 17-18        | 1    | 0   | 0   | 14  | 163 |

| Date       | Opponent       | Punting |      |      |      |      |    |    |     |     |    | Field Goals |      |      | Kickoffs |      |      |    |    |
|------------|----------------|---------|------|------|------|------|----|----|-----|-----|----|-------------|------|------|----------|------|------|----|----|
|            |                | no.     | yds  | avg  | long | blkd | tb | fc | 50+ | i20 | md | att         | long | blkd | no.      | yds  | avg  | tb | ob |
| 08/29/2024 | Youngstown St. | 3       | 138  | 46.0 | 62   | 0    | 0  | 2  | 1   | 2   | 1  | 2           | 42   | 0    | 5        | 302  | 60.4 | 0  | 0  |
| 09/07/2024 | at Colgate     | 6       | 250  | 41.7 | 48   | 0    | 1  | 4  | 0   | 2   | 0  | 0           | 0    | 0    | 5        | 317  | 63.4 | 1  | 0  |
| 09/14/2024 | Towson         | 7       | 262  | 37.4 | 49   | 0    | 0  | 2  | 0   | 3   | 0  | 0           | 0    | 0    | 3        | 185  | 61.7 | 0  | 0  |
| 09/21/2024 | at Maryland    | 4       | 172  | 43.0 | 55   | 0    | 0  | 1  | 2   | 0   | 2  | 3           | 37   | 1    | 4        | 237  | 59.3 | 2  | 0  |
| 09/28/2024 | LIU            | 4       | 156  | 39.0 | 45   | 0    | 0  | 1  | 0   | 2   | 1  | 2           | 24   | 0    | 5        | 292  | 58.4 | 2  | 0  |
| 10/05/2024 | at Stony Brook | 5       | 210  | 42.0 | 50   | 0    | 1  | 2  | 1   | 1   | 0  | 1           | 0    | 0    | 7        | 443  | 63.3 | 3  | 0  |
| 10/19/2024 | at Maine       | 5       | 209  | 41.8 | 48   | 0    | 0  | 2  | 0   | 1   | 0  | 1           | 0    | 1    | 2        | 100  | 50.0 | 0  | 1  |
| 10/26/2024 | New Hampshire  | 4       | 172  | 43.0 | 72   | 0    | 0  | 1  | 1   | 0   | 0  | 0           | 0    | 0    | 3        | 152  | 50.7 | 1  | 0  |
| 11/02/2024 | at Hampton     | 7       | 314  | 44.9 | 52   | 0    | 1  | 3  | 2   | 3   | 2  | 3           | 40   | 0    | 5        | 322  | 64.4 | 3  | 0  |
| 11/09/2024 | N.C. A&T       | 5       | 219  | 43.8 | 57   | 0    | 0  | 0  | 1   | 3   | 1  | 1           | 33   | 0    | 6        | 376  | 62.7 | 3  | 0  |
| Villanova  |                | 50      | 2102 | 42.0 | 72   | 0    | 3  | 18 | 8   | 17  | 7  | 13          | 42   | 2    | 45       | 2726 | 60.6 | 15 | 1  |
| Opponents  |                | 49      | 2019 | 41.2 | 70   | 0    | 3  | 18 | 7   | 12  | 10 | 15          | 46   | 2    | 37       | 2251 | 60.8 | 13 | 1  |



2024-25 Villanova Football  
Opponents Game-by-Game  
All games

Page 1/1  
as of Nov 09, 2024

| Date       | Opponent       | Rushing |      |    |    | Receiving |      |    |    | Passing   |     |     |     | Kick Returns |    |     |     | Punt Returns |    |     |     | tot |    |     |      |
|------------|----------------|---------|------|----|----|-----------|------|----|----|-----------|-----|-----|-----|--------------|----|-----|-----|--------------|----|-----|-----|-----|----|-----|------|
|            |                | no.     | yds  | td | lg | no.       | yds  | td | lg | cmp       | att | int | yds | td           | lg | no. | yds | td           | lg | no. | yds | td  | lg | off |      |
| 08/29/2024 | Youngstown St. | 40      | 169  | 1  | 17 | 18        | 152  | 1  | 18 | 18-25-2   |     |     |     | 152          | 1  | 18  | 5   | 101          | 0  | 23  | 0   | 0   | 0  | 0   | 321  |
| 09/07/2024 | at Colgate     | 26      | 86   | 0  | 25 | 24        | 178  | 0  | 36 | 24-42-1   |     |     |     | 178          | 0  | 36  | 1   | 16           | 0  | 16  | 0   | 0   | 0  | 0   | 264  |
| 09/14/2024 | Towson         | 31      | 161  | 0  | 70 | 20        | 233  | 1  | 35 | 20-38-0   |     |     |     | 233          | 1  | 35  | 2   | 33           | 0  | 18  | 2   | 18  | 0  | 12  | 394  |
| 09/21/2024 | at Maryland    | 30      | 159  | 3  | 20 | 29        | 338  | 2  | 61 | 29-34-1   |     |     |     | 338          | 2  | 61  | 0   | 0            | 0  | 0   | 1   | 27  | 0  | 27  | 497  |
| 09/28/2024 | LIU            | 20      | 96   | 1  | 25 | 11        | 80   | 0  | 18 | 11-24-0   |     |     |     | 80           | 0  | 18  | 0   | 0            | 0  | 0   | 2   | -2  | 0  | 0   | 176  |
| 10/05/2024 | at Stony Brook | 42      | 163  | 3  | 20 | 22        | 147  | 0  | 27 | 22-32-1   |     |     |     | 147          | 0  | 27  | 4   | 91           | 0  | 33  | 1   | -1  | 0  | 0   | 310  |
| 10/19/2024 | at Maine       | 35      | 155  | 1  | 39 | 18        | 186  | 3  | 55 | 18-21-0   |     |     |     | 186          | 3  | 55  | 1   | 14           | 0  | 14  | 0   | 0   | 0  | 0   | 341  |
| 10/26/2024 | New Hampshire  | 43      | 129  | 0  | 26 | 14        | 125  | 0  | 25 | 14-22-0   |     |     |     | 125          | 0  | 25  | 2   | 0            | 0  | 0   | 2   | 7   | 0  | 6   | 254  |
| 11/02/2024 | at Hampton     | 45      | 155  | 1  | 27 | 7         | 84   | 1  | 48 | 7-19-1    |     |     |     | 84           | 1  | 48  | 1   | 19           | 0  | 19  | 1   | 3   | 0  | 3   | 239  |
| 11/09/2024 | N.C. A&T       | 29      | 119  | 0  | 25 | 7         | 50   | 0  | 14 | 7-19-0    |     |     |     | 50           | 0  | 14  | 3   | 114          | 0  | 47  | 1   | 1   | 0  | 1   | 169  |
| Opponents  |                | 341     | 1392 | 10 | 70 | 170       | 1573 | 8  | 61 | 170-276-6 |     |     |     | 1573         | 8  | 61  | 19  | 388          | 0  | 47  | 10  | 53  | 0  | 27  | 2965 |
| Villanova  |                | 367     | 1727 | 20 | 72 | 125       | 1496 | 9  | 72 | 125-243-2 |     |     |     | 1496         | 9  | 72  | 22  | 462          | 0  | 42  | 10  | 70  | 0  | 22  | 3223 |

Opponents Averages

| Games | Avg/ rush | Avg/ catch | Pass effic | KR avg | PR avg | All purpose avg/game | Total offense avg/game |
|-------|-----------|------------|------------|--------|--------|----------------------|------------------------|
| 10    | 4.1       | 9.3        | 114.7      | 20.4   | 5.3    | 340.6                | 296.5                  |

| Date       | Opponent       | Tackles |         |         | Sacks<br>no-yds | Fumble |        | Pass Defense |      |      | blkd<br>kick | PAT attempts |      |     | off |     |     |
|------------|----------------|---------|---------|---------|-----------------|--------|--------|--------------|------|------|--------------|--------------|------|-----|-----|-----|-----|
|            |                | ua      | a total | tfl-yds |                 | ff     | fr-yds | int-yds      | qbh  | brup |              | kick         | rush | rcv | saf | t/o | pts |
| 08/29/2024 | Youngstown St. | 27      | 10      | 37      | 2.0-13          | 2      | 13     | 0            | 0-0  | 0    | 0            | 2-2          | 0    | 0   | 0   | 0   | 17  |
| 09/07/2024 | at Colgate     | 27      | 32      | 59      | 4.0-22          | 2      | 19     | 0            | 0-0  | 0    | 0            | 0-0          | 0    | 0   | 0   | 0   | 3   |
| 09/14/2024 | Towson         | 31      | 42      | 73      | 5.0-10          | 3      | 8      | 2            | 2-0  | 0    | 0            | 1-1          | 0    | 0   | 0   | 0   | 13  |
| 09/21/2024 | at Maryland    | 38      | 16      | 54      | 6.0-33          | 3      | 21     | 0            | 0-0  | 0    | 0            | 5-5          | 0    | 0   | 0   | 0   | 38  |
| 09/28/2024 | LIU            | 42      | 32      | 74      | 5.0-14          | 3      | 11     | 0            | 0-0  | 0    | 0            | 1-1          | 0    | 0   | 0   | 0   | 10  |
| 10/05/2024 | at Stony Brook | 30      | 18      | 48      | 6.0-21          | 3      | 13     | 0            | 1-0  | 0    | 0            | 3-3          | 0    | 0   | 0   | 7   | 24  |
| 10/19/2024 | at Maine       | 25      | 44      | 69      | 9.0-56          | 7      | 51     | 2            | 2-0  | 2    | 0            | 3-4          | 1    | 0   | 0   | 7   | 35  |
| 10/26/2024 | New Hampshire  | 19      | 36      | 55      | 3.0-5           | 2      | 3      | 2            | 2-9  | 0    | 0            | 0-0          | 0    | 0   | 0   | 0   | 6   |
| 11/02/2024 | at Hampton     | 39      | 20      | 59      | 6.0-28          | 4      | 20     | 0            | 0-0  | 0    | 0            | 2-2          | 0    | 0   | 0   | 0   | 14  |
| 11/09/2024 | N.C. A&T       | 31      | 32      | 63      | 7.0-20          | 1      | 9      | 0            | 0-0  | 0    | 0            | 0-0          | 0    | 0   | 0   | 0   | 3   |
| Opponents  |                | 309     | 282     | 591     | 53.0-222        | 30     | 168    | 6            | 7-9  | 2    | 0            | 17-18        | 1    | 0   | 0   | 14  | 163 |
| Villanova  |                | 333     | 320     | 653     | 53.0-188        | 15     | 94     | 8            | 7-22 | 6    | 26           | 29-29        | 0    | 0   | 0   | 27  | 224 |

| Date       | Opponent       | Punting |      |      |      |      |    |    |     |     |    | Field Goals |      |      | Kickoffs |      |      |    |    |
|------------|----------------|---------|------|------|------|------|----|----|-----|-----|----|-------------|------|------|----------|------|------|----|----|
|            |                | no.     | yds  | avg  | long | blkd | tb | fc | 50+ | i20 | md | att         | long | blkd | no.      | yds  | avg  | tb | ob |
| 08/29/2024 | Youngstown St. | 2       | 110  | 55.0 | 65   | 0    | 0  | 1  | 1   | 2   | 1  | 1           | 27   | 0    | 4        | 236  | 59.0 | 2  | 0  |
| 09/07/2024 | at Colgate     | 6       | 279  | 46.5 | 60   | 0    | 0  | 3  | 1   | 1   | 1  | 2           | 39   | 0    | 2        | 128  | 64.0 | 0  | 0  |
| 09/14/2024 | Towson         | 5       | 211  | 42.2 | 57   | 0    | 0  | 1  | 1   | 2   | 2  | 5           | 41   | 2    | 4        | 239  | 59.8 | 0  | 0  |
| 09/21/2024 | at Maryland    | 1       | 39   | 39.0 | 39   | 0    | 1  | 0  | 0   | 0   | 1  | 1           | 46   | 0    | 7        | 445  | 63.6 | 3  | 0  |
| 09/28/2024 | LIU            | 6       | 242  | 40.3 | 51   | 0    | 0  | 3  | 1   | 2   | 1  | 1           | 42   | 0    | 3        | 182  | 60.7 | 1  | 0  |
| 10/05/2024 | at Stony Brook | 8       | 355  | 44.4 | 62   | 0    | 0  | 3  | 2   | 2   | 1  | 1           | 24   | 0    | 4        | 260  | 65.0 | 4  | 0  |
| 10/19/2024 | at Maine       | 4       | 145  | 36.3 | 45   | 0    | 2  | 0  | 0   | 0   | 0  | 0           | 0    | 0    | 6        | 376  | 62.7 | 2  | 0  |
| 10/26/2024 | New Hampshire  | 3       | 142  | 47.3 | 49   | 0    | 0  | 3  | 0   | 0   | 2  | 3           | 40   | 0    | 2        | 94   | 47.0 | 0  | 0  |
| 11/02/2024 | at Hampton     | 8       | 270  | 33.8 | 45   | 0    | 0  | 3  | 0   | 1   | 0  | 0           | 0    | 0    | 3        | 173  | 57.7 | 0  | 1  |
| 11/09/2024 | N.C. A&T       | 6       | 226  | 37.7 | 70   | 0    | 0  | 1  | 1   | 2   | 1  | 1           | 34   | 0    | 2        | 118  | 59.0 | 1  | 0  |
| Opponents  |                | 49      | 2019 | 41.2 | 70   | 0    | 3  | 18 | 7   | 12  | 10 | 15          | 46   | 2    | 37       | 2251 | 60.8 | 13 | 1  |
| Villanova  |                | 50      | 2102 | 42.0 | 72   | 0    | 3  | 18 | 8   | 17  | 7  | 13          | 42   | 2    | 45       | 2726 | 60.6 | 15 | 1  |





2024-25 Villanova Football  
Team Game-by-Game Comparison  
All games

Page 1/1  
as of Nov 09, 2024

| Opponent       | Score   | First Downs |         |         |         | Rushing<br>Number-Yards | Passing               |             | Total Offense<br>Plays-Yards | Return<br>Yards | Turn-<br>Overs |
|----------------|---------|-------------|---------|---------|---------|-------------------------|-----------------------|-------------|------------------------------|-----------------|----------------|
|                |         | Total       | Rush    | Pass    | Pen     |                         | Comp-Att.-Int         | Yards       |                              |                 |                |
| Youngstown St. | 24-17   | 15 / 21     | 11 / 9  | 3 / 12  | 1 / 0   | 30-246 / 40-169         | 6-17-0 / 18-25-2      | 90 / 152    | 47-336 / 65-321              | 56 / 101        | 0 / 3          |
| Colgate        | 28-3    | 20 / 18     | 9 / 5   | 10 / 10 | 1 / 3   | 32-132 / 26-86          | 18-28-0 / 24-42-1     | 247 / 178   | 60-379 / 68-264              | 57 / 16         | 0 / 1          |
| Towson         | 14-13   | 20 / 17     | 12 / 5  | 7 / 10  | 1 / 2   | 38-235 / 31-161         | 14-25-0 / 20-38-0     | 116 / 233   | 63-351 / 69-394              | 83 / 51         | 2 / 0          |
| Maryland       | 20-38   | 20 / 25     | 8 / 6   | 7 / 19  | 5 / 0   | 32-75 / 30-159          | 16-33-0 / 29-34-1     | 156 / 338   | 65-231 / 64-497              | 111 / 27        | 0 / 2          |
| LIU            | 24-10   | 22 / 10     | 16 / 3  | 5 / 4   | 1 / 3   | 53-264 / 20-96          | 10-19-0 / 11-24-0     | 128 / 80    | 72-392 / 44-176              | 60 / -2         | 0 / 2          |
| Stony Brook    | 42-24   | 19 / 18     | 10 / 10 | 5 / 8   | 4 / 0   | 39-280 / 42-163         | 9-19-0 / 22-32-1      | 152 / 147   | 58-432 / 74-310              | 22 / 90         | 1 / 2          |
| Maine          | 7-35    | 17 / 14     | 4 / 4   | 10 / 7  | 3 / 3   | 28-35 / 35-155          | 18-40-2 / 18-21-0     | 179 / 186   | 68-214 / 56-341              | 95 / 14         | 4 / 1          |
| New Hampshire  | 14-6    | 14 / 18     | 7 / 7   | 6 / 7   | 1 / 4   | 34-145 / 43-129         | 7-13-0 / 14-22-0      | 112 / 125   | 47-257 / 65-254              | 23 / 16         | 2 / 1          |
| Hampton        | 20-14   | 12 / 12     | 6 / 7   | 3 / 3   | 3 / 2   | 42-92 / 45-155          | 9-22-0 / 7-19-1       | 149 / 84    | 64-241 / 64-239              | 55 / 22         | 0 / 1          |
| N.C. A&T       | 31-3    | 22 / 9      | 13 / 4  | 7 / 2   | 2 / 3   | 39-223 / 29-119         | 18-27-0 / 7-19-0      | 167 / 50    | 66-390 / 48-169              | 18 / 115        | 0 / 0          |
| Totals         | 224-163 | 181 / 162   | 96 / 60 | 63 / 82 | 22 / 20 | 367-1727 / 341-1392     | 125-243-2 / 170-276-6 | 1496 / 1573 | 610-3223 / 617-2965          | 580 / 450       | 9 / 13         |

| Opponents      | 3rd Down<br>Conversion | 4th Down<br>Conversion | Time of<br>Possession | TOP<br>Margin | Avg<br>Yds/Rush | Avg<br>Yds/Pass | Avg<br>Yds/Play | Punting<br>Number-Avg | Penalties<br>Number-Yards | Sacks   |
|----------------|------------------------|------------------------|-----------------------|---------------|-----------------|-----------------|-----------------|-----------------------|---------------------------|---------|
| Youngstown St. | 3-9 / 4-10             | 0-0 / 2-3              | 23:48 / 36:12         | -12:24        | 8.2 / 4.2       | 5.3 / 6.1       | 7.1 / 4.9       | 3-46.0 / 2-55.0       | 4-30.0 / 4-30.0           | 1 / 2   |
| Colgate        | 4-10 / 3-14            | 0-0 / 1-3              | 29:09 / 30:51         | -01:42        | 4.1 / 3.3       | 8.8 / 4.2       | 6.3 / 3.9       | 6-41.7 / 6-46.5       | 7-60.0 / 2-14.0           | 1 / 2   |
| Towson         | 5-12 / 5-17            | 0-0 / 1-1              | 33:03 / 26:57         | 06:06         | 6.2 / 5.2       | 4.6 / 6.1       | 5.6 / 5.7       | 7-37.4 / 5-42.2       | 7-65.0 / 8-50.0           | 3 / 3   |
| Maryland       | 4-13 / 7-10            | 1-2 / 1-1              | 32:16 / 27:44         | 04:32         | 2.3 / 5.3       | 4.7 / 9.9       | 3.6 / 7.8       | 4-43.0 / 1-39.0       | 3-15.0 / 8-89.0           | 1 / 3   |
| LIU            | 7-14 / 1-9             | 0-1 / 0-0              | 37:05 / 22:55         | 14:10         | 5.0 / 4.8       | 6.7 / 3.3       | 5.4 / 4.0       | 4-39.0 / 6-40.3       | 10-90.0 / 8-75.0          | 0 / 3   |
| Stony Brook    | 3-10 / 4-15            | 0-1 / 2-2              | 28:02 / 31:58         | -03:56        | 7.2 / 3.9       | 8.0 / 4.6       | 7.4 / 4.2       | 5-42.0 / 8-44.4       | 4-20.0 / 8-84.0           | 2 / 3   |
| Maine          | 7-15 / 3-11            | 1-2 / 0-1              | 29:07 / 30:53         | -01:46        | 1.3 / 4.4       | 4.5 / 8.9       | 3.1 / 6.1       | 5-41.8 / 4-36.3       | 10-100.0 / 6-70.0         | 1 / 7   |
| New Hampshire  | 3-10 / 6-15            | 1-1 / 0-2              | 24:22 / 35:38         | -11:16        | 4.3 / 3.0       | 8.6 / 5.7       | 5.5 / 3.9       | 4-43.0 / 3-47.3       | 9-74.0 / 4-30.0           | 2 / 2   |
| Hampton        | 3-16 / 6-16            | 1-2 / 0-2              | 31:44 / 28:16         | 03:28         | 2.2 / 3.4       | 6.8 / 4.4       | 3.8 / 3.7       | 7-44.9 / 8-33.8       | 8-70.0 / 4-27.0           | 2 / 4   |
| N.C. A&T       | 5-13 / 2-12            | 2-2 / 1-3              | 36:42 / 23:18         | 13:24         | 5.7 / 4.1       | 6.2 / 2.6       | 5.9 / 3.5       | 5-43.8 / 6-37.7       | 7-80.0 / 9-70.0           | 2 / 1   |
| Totals         | 44-122 / 41-129        | 6-11 / 8-18            | 305:18 / 294:42       | 10:36         | 4.7 / 4.1       | 6.2 / 5.7       | 5.3 / 4.8       | 50-42.0 / 49-41.2     | 69-604.0 / 61-539.0       | 15 / 30 |

Note: Game totals are displayed in the format TEAM/OPPONENT for each category