



NORTH CAROLINA A&T FOOTBALL

2024 GAME NOTES

ncataggies.com X @ncataggies
A&T Football X @ncatfootball



@ncatathletics



@ncatathletics



@ncatfootball

#aggiepride

#BEATTHETRIIBE

5-TIME CIAA CHAMPS • 11-TIME MEAC CHAMPS • 4-TIME CELEBRATION BOWL CHAMPS • 9-TIME BLACK COLLEGE FOOTBALL NATIONAL CHAMPS • 15 AP ALL-AMERICANS • 5 NCAA DIVISION I-FCS PLAYOFF APPEARANCES

FLO FOOTBALL

N.C. A&T RADIO SPORTS NETWORK

Donal Ware, Play-By-Play • Al Swann, Analyst • Billy Covington, Analyst

Radio affiliates: 103.5 FM, 1400 AM, Sirius XM 387, Tobacco Road Sports Radio, tobaccoroadsportsradio.com



N.C. A&T

AGGIES

(1-8, 0-5 CAA)

Coach: Vincent Brown

Career: 2-18/2nd season

at A&T: Same

GAME 10

Date: Saturday, Nov. 9, 2024

Time: 1 p.m.

TV: FloFootball

Location: Villanova, Pa.

Venue: Villanova Stadium

Series: Villanova leads, 1-0

First Meeting: 10/7/2023

In Greensboro: 0-1

In Villanova: 0-0

Largest A&T Win: N/A

Largest Villanova Win: 23, 10/7/2023



#11 VILLANOVA

WILDCATS

(7-2, 4-1 CAA)

Coach: Mike Ferrante

Career: 54-31/8th season

at Villanova: Same

A&T's COACHING STAFF

On the sideline:

Vincent Brown, head coach

Josh Zidenberg, defensive coordinator/linebackers

David Marsh, offensive coordinator/quarterbacks

Ron Mattes, offensive line

Nate Poole, wide receivers/recruiting coordinator

Charles Bankins, running backs/special teams

Almondo Curry, cornerbacks

Christopher West, defensive line

In the booth

Keith Henry, safeties

Alex Purviance, defensive assistant

Stephen Barnette, tight ends

A&T's STATISTICAL LEADERS vs. WILLIAM & MARY


PASSING

Justin Fomby • #4 • Gr.
9-13, 62 yds, 0 TDs, 0 INTs

RUSHING

Shimique Blizzard • #9 • So.
132 yds, 20 carries, 1 TD

RECEIVING

Laquan Veney • #11 • R-So.
4 catches, 28 yds, 0 TDs

DEFENSE

Kade Moledor • #33 • So.
13 tackles, 7 solo tackles

AGGIES TURN TO YOUTH AS FINAL THREE GAMES APPROACH

► Things did not go A&T's way again on Saturday as the William & Mary Tribe jumped out to a 28-0 lead early before making the Aggies 0-13 in CAA play since the Aggies joined the CAA Football Conference in 2023.

► The Aggies head into another game with a nationally-ranked team with an 1-8 record overall and an 0-5 mark in the CAA. With the season ending in three games at Villanova and Towson and one final home game against the Elon Phoenix, the Aggies appear to be looking toward some of their younger players.

► The star player on Saturday was sophomore Shimique Blizzard, who has served in a backup role over the past five weeks. He found his rhythm on Saturday by rushing for 132 yards and a touchdown on 20 carries. Blizzard recorded A&T's first 100-yard rushing game since Wesley Graves rushed for 106 yards in A&T's overtime win over Winston-Salem State earlier this season on September 7.

► True freshman quarterback Braxton Thomas also saw action on Saturday, playing most of the second half. Thomas threw an excellent over-the-shoulder pass to another youngster, true freshman Corbin Wilson, only to have the 44-yard completion overturned by replay because officials determined he bobbled the pass before going out of bounds. Thomas completed 5 of 8 passes for 28 yards.

► The Aggies also turned to young talent, such as sophomore defensive back Steven Davis II, freshman safety Khristian Tyson, freshman wide receiver Cortez Lane, freshman linebacker Jayden Williams, and freshman running back Michael Godette.

► A&T has had a double whammy this season. The Aggies have the worst scoring offense in the CAA, posting only 16.7 points per game. By comparison, the Aggies are the lowest-ranked team in the conference in scoring defense. Opponents score 40.3 points per game against the Aggies.

► Sophomore Kade Moledor led the Aggies in tackles with 13. Moledor's teammate, redshirt sophomore Mack David II, has missed A&T's previous two games. Therefore, Moledor has taken over the team lead in tackles with 52. David is second on the team with 51.

► The Aggies' next two road trips will be first. A&T will play at Villanova for the first time this weekend before playing at Towson for the first time the following weekend.

ABOUT VILLANOVA

Villanova appears headed toward another NCAA Division I-FCS playoff run despite having some close calls in conference play. The Wildcats are coming off a 20-14 win at Hampton on Saturday. Villanova compiled only 241 yards of offense against the Pirates. But the Wildcats defense was stellar, holding Hampton to 239 yards in a defensive stalemate. Villanova also had a close call against Towson, winning 14-13 at home. The Wildcats needed a big fourth quarter to pull away from Stony Brook in a 42-24 win before beating New Hampshire in a close one, 14-6. Maine did blow out the Wildcats 35-7 for the Wildcats only CAA loss. Villanova also has a loss to Division I-FBS Maryland of the Big 10.

Connor Watkins leads the Wildcats offensively. But he is only competing 49 percent of his passes (99-202) while throwing eight touchdown passes and two interceptions. David Avit leads the rushing attack with 632 yards and six touchdowns on 111 carries. Isaiah Ragland is the other threat from the Wildcats backfield, with 366 yards and four touchdowns on 66 carries. Wide receiver Devin Smith has found the end zone four times and has 306 yards receiving on 24 receptions. Jaylen Sanchez has added 348 yards receiving for Villanova's passing game.

Meanwhile, the Wildcats defense has been vicious this season. They have the No. 1 scoring defense in the conference and the eighth-best in the nation, giving up 17.1 points per game. Villanova also has the best defense in the conference and the 17th-best nationwide, surrendering 310.7 yards per game. Teams are only passing for 169.2 yards per game against Villanova. Brendan Bell leads the team in tackles for loss with 10.5 and has three sacks.

SERIES NOTES

The last 10 meetings: N/A

Brown vs. Villanova: 0-1

Ferrante vs. A&T: 1-0

Longest A&T Win Streak: N/A

Longest Villanova Win Streak: 1 (2023)

Most Points Scored (A&T): 10, 10/7/2023

Most Points Scored (Villanova): 33, 10/7/2023

SERIES RESULTS

| Year | W/L | Site | Score |
|------|-----|------|-------|
| 2023 | L | H | 33-10 |

COVERING NORTH CAROLINA A&T FOOTBALL

PRESS CONFERENCES/INTERVIEWS: A&T will hold its weekly football press conference each Monday of the regular season beginning at noon. Press conference will take place in the A&T Student Center, Room 3885. On Labor Day, the press conference will be held in the Moore Gymnasium Lounge.

All press conferences are streamed live on A&T Athletics' Facebook and YouTube pages. Coach Brown will also be made available on Monday morning during the CAA teleconference at 10 a.m., on Mondays.

PRACTICES: Practices are open to the media if they are given prior approval by associate athletics director for communications Brian Holloway. Video is permitted during certain moments and use of footage from practice must be limited to drills and plays after the ball has been snapped. No formations are to be shot by videographers or photographers.

WORKING CREDENTIALS: To request game credentials, go to ncataggies.com, go to the left side of the website. Pulldown the menu option, scroll down to inside athletics and then scroll down to Football & Basketball Credential Requests and click the link. Fill out the form to request. Credential requests must be made as early as possible. Credentials are limited to media who are there in a working capacity. Media credentials are allotted based on websites whose primary purpose is to gather and disseminate news and who have an affiliation with a nationally recognized media entity/network. They are also allotted to daily newspapers, network affiliate television stations, magazines and weekly newspapers.

PHOTOGRAPHERS/SIDELINE ACCESS: All photographers must wear wristband in order to be admitted to the sidelines. This may be received at media will call or the skybox at the stadium. Gameday flip cards will be available at media will call, the multipurpose room inside the Bryan Fitness & Wellness Center or the skybox. Per NCAA rules, images or likeness of current student-athletes may not be sold, distributed or used for commercial purposes without appropriate consent.

SIDELINE ACCESS: Excluding select portions of the game, media sideline access is reserved for photographers/videographers. Credentialed photographers/videographers who arrive at media will call without proper equipment will not be granted a vest for sideline access. When on the sideline, media must remain outside the bench area and may not shoot behind the benches.

VIDEO CONTENT: Press conferences, media opportunities, practices and any form of competition may not be broadcast live, including Facebook Live and related media, without prior consent of the athletics department. Usage of footage from practices is limited. Press conferences, practice footage and other content will be available to the media upon request or the athletics department social sites (Facebook, Twitter, YouTube).

RECRUITS: Per NCAA rules, media are not permitted to have contact with a prospect or family members of a prospect during their official visit, including prospects in attendance at practice or games. In addition, media are forbidden from videoing or photographing prospects during their visit. Media are also asked to make every effort to keep distance from prospects on campus, including at practice, during pre-game activities on the sidelines and in the stands.

PARKING: Gameday media parking will be located at the Laurel Street Parking Lot (orange lot). Media parking during Homecoming will be in the Pink Lot on North Benbow. Parking passes may not be picked up at will call and must be requested during the credential application process. 1

THIS WEEK IN NORTH CAROLINA A&T FOOTBALL

| SUNDAY | MONDAY | TUESDAY | WEDNESDAY | THURSDAY | FRIDAY | SATURDAY |
|--------------------------------|--|---|---|---|-----------------------------|---|
| No Practice (No interviews) | Off Day for the players CAA teleconference for coach Brown at 10 a.m. Noon press conference with coach Brown and two selected players Afternoon radio show recorded | 8 a.m. practice (select interviews before or after practice) Radio show airs at 6 p.m. on 103.5 FM and 1400 AM | 8 a.m. practice (interviews before or after practice) | 8 a.m. practice (interviews before or after practice) | No practice (no interviews) | A&T vs. Delaware, 1 p.m. (Truist Stadium) Only postgame interviews |

2024 A&T FOOTBALL SCHEDULE



| Date | Opponent | Location | TV | Result | Series | Series Notes |
|---------|-------------------------|--------------------------------------|-------|------------------|-----------------|---------------------------|
| Aug. 29 | Wake Forest Demon Deacs | Winston-Salem, N.C. Allegacy Stadium | ACCNX | Wake45 A&T 13 | Wake leads, 2-0 | A&T rushed for 185 yards. |



| Date | Opponent | Location | TV | Result | Series | Series Notes |
|---------|-------------------|------------------|-------------|---------------------|------------------|--|
| Sept. 7 | Winston-Salem St. | Greensboro, N.C. | FloFootball | A&T 27OT WSSU 20 | A&T leads, 37-12 | Graves scores game-winning TD in overtime. |



| Date | Opponent | Location | TV | Result | Series | Series Notes |
|----------|----------|------------------|-------------|-----------------|---------------|--|
| Sept. 14 | Delaware | Greensboro, N.C. | FloFootball | UD 42 A&T 13 | UD leads, 2-0 | David II had 13 tackles. Dillard had 71 yards receiving. |



| Date | Opponent | Location | TV | Result | Series | Series Notes |
|----------|-------------------|------------------------------|-------|-------------------|--------------------|---------------------------------------|
| Sept. 21 | NCCU Eagles (0-0) | Durham, N.C. O'Kelly-Riddick | ESPNU | NCCU 66 A&T 24 | A&T leads, 54-37-5 | NCCU has won the last three meetings. |



| Date | Opponent | Location | TV | Result | Series/Result | Series Notes |
|----------|---------------------------|---------------------------------|-------|-------------------|---------------------|---|
| Sept. 28 | S.C. State Bulldogs (0-0) | Orangeburg, S.C. Dawson Stadium | ESPN+ | SCSU 45 A&T 25 | SCSU leads, 32-24-2 | A&T had seven-game win streak vs. SCSU snapped. |



| Date | Opponent | Location | TV | Result | Series/Result | Series Notes |
|--------|------------------------|------------------------------|-------------|-----------------|---------------------|---|
| Oct. 5 | Richmond Spiders (0-0) | Richmond, Va. Robins Stadium | FloFootball | UR 20 A&T 17 | Richmond leads, 3-0 | It was a close game for the first time in the series. |



| Date | Opponent | Location | TV | Result | Series/Result | Series Notes |
|---------|-----------------------|---------------------------------|-------------|-----------------|------------------------|---------------------------------|
| Oct. 19 | Hampton Pirates (0-0) | Greensboro, N.C. Truist Stadium | FloFootball | HU 59 A&T 17 | Hampton leads, 29-18-2 | HU has won 3 straight over A&T. |



| Date | Opponent | Location | TV | Result | Series/Result | Series Notes |
|---------|--------------------------------|---------------------------------------|-------------|----------------|---------------|---|
| Oct. 26 | Campbell Fighting Camels (0-0) | Buies Creek, N.C. Barker-Lane Stadium | FloFootball | CU 21 A&T 7 | CU leads, 2-1 | A&T makes its first trip to Buies Creek to play football. |



| Date | Opponent | Location | TV | Result | Series/Result | Series Notes |
|--------|----------------------------|---------------------------------|-------------|-----------------|----------------|--|
| Nov. 2 | William & Mary Tribe (0-0) | Greensboro, N.C. Truist Stadium | FloFootball | W&M 45 A&T 7 | W&M leads, 1-0 | Vincent Brown served as defensive coordinator at W&M before coming to A&T. |



| Date | Opponent | Location | TV | Time | Series/Result | Series Notes |
|--------|--------------------------|----------------------------------|-------------|--------|----------------|---|
| Nov. 9 | Villanova Wildcats (0-0) | Villanova, Pa. Villanova Stadium | FloFootball | 1 p.m. | Novaleads, 1-0 | A&T has not played in the Philly area since 1985. |



| Date | Opponent | Location | TV | Time | Series/Result | Series Notes |
|---------|---------------------|----------------------------|-------------|---------|------------------|--|
| Nov. 16 | Towson Tigers (0-0) | Towson, Md. Unitas Stadium | FloFootball | 12 p.m. | Towson leads 1-0 | Aggies will play at Towson for the first time. |



| Date | Opponent | Location | TV | Time | Series/Result | Series Notes |
|---------|--------------------|---------------------------------|-------------|--------|----------------|---|
| Nov. 23 | Elon Phoenix (0-0) | Greensboro, N.C. Truist Stadium | FloFootball | 1 p.m. | A&T leads, 8-5 | Elon makes its first trip to East Greensboro in five years. |

2024 N.C. A&T FOOTBALL ROSTER

| No. | Name | Pos. | Ht. | Wt. | Cl. | Hometown/Previous School |
|-----|-----------------------------|------|------|-----|-------|--|
| 0 | Joshua Hardy | DE | 6-4 | 245 | R-So. | Bowie, Md./Annapolis Area Christian School/Boston College |
| 0 | Kevin White | QB | 6-0 | 180 | So. | Newport News, Va./Green Run (prefers KJ) |
| 1 | Ger-Cari Caldwell | WR | 6-4 | 195 | R-Jr. | Rock Hill, S.C./Northwestern/South Carolina |
| 1 | Karon Prunty | CB | 6-2 | 180 | R-Sr. | Portsmouth, Va./C. Norcom/Kansas |
| 2 | Cameron Maddox | S | 6-1 | 205 | Gr. | Stallings, N.C./Sun Valley/Dartmouth |
| 2 | Jamison Warren | WR | 5-11 | 185 | R-Jr. | Winston-Salem, N.C./East Forsyth |
| 3 | Joshua Iseah | ILB | 6-2 | 240 | So. | Charlotte, N.C./Independence |
| 3 | Amonte Jones | WR | 6-0 | 175 | Jr. | Chesapeake, Va./Oscar F. Smith |
| 4 | Justin Fomby | QB | 6-4 | 216 | Gr. | Lawrenceville, Ga./Central Gwinnett/Houston Christian University |
| 4 | Aaron Harris | CB | 5-11 | 185 | R-Sr. | Elizabeth City, N.C./Northeastern |
| 5 | Jayvonne Dillard | WR | 6-2 | 205 | R-Fr. | Lithonia, Ga./Miller Grove |
| 5 | Joshua Coleman | S | 6-2 | 190 | R-So. | Lake City, S.C./Lake City |
| 6 | Antoine Bell | TE | 6-4 | 215 | R-So. | Charlotte, N.C./Berry Academy/Western Carolina |
| 6 | Ty Williams, Jr. | S | 6-1 | 185 | Sr. | Detroit, Mich./University of Detroit Jesuit HS |
| 7 | David Laney | S | 6-1 | 180 | R-Jr. | Snow Hill, N.C./Greene Central |
| 7 | Kenji Christian | RB | 6-2 | 207 | R-Jr. | Birmingham, Ala./Pinson Valley/Virginia Tech |
| 8 | Charlie Dixon | RB | 6-2 | 227 | R-So. | Hogansville, Ga./Callaway |
| 8 | Khristian Tyson | S | 6-2 | 190 | Fr. | Greensboro, N.C./Grimsley |
| 9 | Michael Carlock-Williams | WR | 6-4 | 190 | Fr. | Jacksonville, N.C./Jacksonville |
| 9 | Janaz Sumpter | CB | 6-0 | 180 | R-Sr. | Hemingway, S.C./Carvers Bay |
| 10 | Noah Sanders | QB | 6-2 | 215 | R-So. | Stafford, Va./Brooke Point/University of Delaware |
| 11 | Laquan Veney | WR | 5-11 | 175 | R-So. | Richmond, Va./Highland Springs |
| 12 | Rashaud Pernell | DE | 6-4 | 250 | R-So. | Richmond, Va./Highland Springs/Liberty University |
| 13 | DeTerias Glover | DE | 6-3 | 247 | Sr. | Kingsland, Ga./Camden County/Austin Peay |
| 14 | Jaylen Roseboro | CB | 6-2 | 175 | Fr. | Denver, N.C./East Lincoln |
| 15 | Cortez Lane | WR | 5-11 | 185 | Fr. | Camden, S.C./Cardinal Newman School |
| 16 | Terien George | ILB | 6-2 | 225 | R-Fr. | Douglasville, Ga./Douglas County |
| 17 | Braxton Thomas | QB | 6-3 | 220 | Fr. | Sarasota, Fla./Riverview |
| 18 | Corbin Wilson | WR | 6-3 | 205 | Fr. | High Point, N.C./Southwest Guilford |
| 19 | Steven Davis II | CB | 6-1 | 160 | R-So. | Greensboro, N.C./Dudley |
| 21 | Benjamin Mittman | S | 5-11 | 190 | Fr. | Durham, N.C./Southern Durham (prefers Tre) |
| 22 | Daniel Coles | RB | 6-1 | 207 | Fr. | Stafford, Va./Brooke Point |
| 23 | Cameren Dalrymple | RB | 6-0 | 174 | R-So. | Rose Hill, N.C./Wallace-Rose Hill/Naval Academy |
| 24 | Jailen Hicks | RB | 6-3 | 190 | R-Fr. | Greensboro, N.C./Dudley |
| 25 | Mack David II | ILB | 5-11 | 250 | R-So. | Winston-Salem, N.C./West Forsyth |
| 26 | Jay Higgins | K | 5-10 | 165 | Jr. | Hope Mills, N.C./South View/Johnson C. Smith |
| 27 | Jonathan Kimbrough-Campbell | S | 5-11 | 190 | R-So. | Daytona Beach, Fla./Mainland |
| 28 | Shimique Blizzard | RB | 5-8 | 191 | So. | Chesapeake, Va./Western Branch |
| 29 | Darius Headley | RB | 5-11 | 205 | Fr. | Gastonia, N.C./Hunter Huss |
| 30 | Gregory Featherstone III | S | 5-11 | 170 | R-So. | San Antonio, Texas/Reagan |
| 31 | Nick Caldwell | CB | 5-8 | 170 | R-Fr. | Greensboro, N.C./Grimsley |
| 32 | Terrell Dudley | LB | 6-0 | 225 | Jr. | Tallahassee, Fla./Lincoln/Valdosta State |
| 33 | Kade Moledor | ILB | 6-0 | 240 | So. | Dawsonville, Ga./Dawson County |
| 34 | Henry Daniel | DE | 6-2 | 255 | Sr. | Creedmoor, N.C./South Granville |
| 35 | Wesley Graves | RB | 5-9 | 225 | R-Jr. | Danville, Va./George Washington |
| 36 | Sincere Burnette | ILB | 6-1 | 210 | R-Jr. | Greensboro, N.C./Grimsley |
| 37 | Mitchell Etheridge III | LB | 6-1 | 245 | R-Jr. | Birmingham, Ala./Shades Valley/Jacksonville State |
| 38 | Wesley Misenheimer | S | 6-1 | 180 | R-Jr. | Jamestown, N.C./Ragsdale |
| 39 | Andrew Brown | K | 5-10 | 185 | R-Jr. | Lexington, N.C./West Davidson |
| 40 | Ryan Tate-Walker | S | 6-1 | 192 | R-Jr. | Hogansville, Ga./Callaway |
| 41 | Treston Ward | ILB | 6-0 | 215 | Fr. | Lake Wales, Fla./Frostproof |
| 42 | Malich Jacobs | ILB | 6-2 | 230 | Gr. | Hopkins, S.C./Lower Richland |
| 43 | Melik Ward | DE | 5-11 | 255 | R-Sr. | Tarboro, N.C./Tarboro |
| 44 | Jayden Williams | ILB | 6-0 | 230 | Fr. | Richmond, Va./Trinity Episcopal |
| 45 | Asa Evans | DE | 6-2 | 210 | R-So. | Clinton, N.C./Clinton |
| 46 | DJ Page | P | 6-0 | 185 | Fr. | Lithia, Fla./Newsome |
| 47 | Caleb Brickhouse | P | 6-3 | 215 | Gr. | Elizabeth City, N.C./Northeastern/Northern Colorado |
| 49 | Bryson Ruddy | LS | 6-0 | 190 | Jr. | Glen Allen, Va./Glen Allen |

| | | | | | | |
|----|------------------------|-----|------|-----|-------|--|
| 50 | Deandre Dingle-Prince | DE | 6-0 | 280 | Gr. | Sanford, N.C./Lee County/Appalachian State |
| 51 | Jay Underwood | DL | 5-10 | 240 | Jr. | Summerfield, N.C./Northern Guilford |
| 52 | Reuben Adams | OL | 6-4 | 324 | R-Jr. | Manassas, Va./Woodbridge/Georgia Tech |
| 53 | Kaleb Culberson | OL | 6-2 | 305 | Fr. | Shady Shores, Texas/Billy Ryan |
| 54 | Damien Jackson, Jr. | LS | 5-11 | 185 | R-Jr. | Indian Trail, N.C./Porter Ridge |
| 55 | Jonathan Cannon Jr. | OL | 6-5 | 285 | R-Jr. | Charlotte, N.C./Vance |
| 57 | Kellen Culberson | OL | 6-1 | 305 | R-Jr. | Shady Shores, Texas/Lake Dallas |
| 58 | Christopher Allen, Jr. | DE | 6-4 | 285 | R-So. | Wake Forest, N.C./Wake Forest HS |
| 59 | Korion Sharpe | OL | 6-4 | 315 | R-Jr. | Charlotte, N.C./Rocky River |
| 60 | Timothy Hammonds | OL | 6-5 | 290 | Fr. | Red Springs, N.C./Red Springs |
| 66 | Sterling Wiggins | OL | 6-6 | 310 | R-Fr. | Woodbridge, Va./The Thomas More Institute |
| 67 | Calvin Cunningham | OL | 6-2 | 300 | R-Jr. | Arlington, Va./Bishop O'Connell |
| 68 | Cesar Minarro | OL | 6-4 | 300 | Gr. | Charlotte, N.C./Sun Valley |
| 71 | Jodi Freeman | OL | 6-6 | 340 | Fr. | Pembroke, N.C./Purnell Swett |
| 72 | Jacob Jenkins | DL | 6-3 | 315 | Fr. | Lake Butler, Fla./Union County |
| 73 | Spencer Webb | OL | 6-3 | 311 | R-Fr. | Alton, Ill./Reagan |
| 76 | Noah Okoye | OL | 6-6 | 310 | Fr. | Bowie, Md./Archbishop Carroll |
| 77 | Jason Ivey | OL | 6-5 | 285 | R-Sr. | Charlotte, N.C./South Mecklenburg |
| 78 | Paul Van Horn | OL | 6-4 | 245 | Fr. | Kannapolis, N.C./A.L. Brown |
| 79 | Brock Stukes | OL | 6-3 | 317 | So. | Chesapeake, Va./Oscar F. Smith |
| 80 | Thomas Brown | WR | 6-3 | 190 | R-Jr. | Wendell, N.C./Ravenscroft/Butler |
| 81 | Derrick Britton II | WR | 6-0 | 165 | Jr. | Harrisburg, N.C./Hickory Ridge |
| 82 | Anthony Rucker | TE | 6-3 | 211 | R-So. | Orlando, Fla./Jones |
| 83 | Nicholas Dobson | TE | 6-3 | 220 | Sr. | Teachey, N.C./Wallace Rose-Hill |
| 85 | Jay Avery | WR | 5-11 | 152 | So. | Hoover, Ala./Hoover |
| 87 | DeJuan Mickens | WR | 6-1 | 173 | Fr. | Knightdale, N.C./Rolesville |
| 88 | Joshua George | TE | 6-4 | 215 | R-So. | Hope Mills, N.C./South View |
| 89 | Rory Jones-Amen-Hetep | WR | 6-1 | 175 | So. | Raleigh, N.C./Rolesville |
| 90 | Tyrick Hall | DL | 6-2 | 280 | Fr. | Dudley, N.C./Southern Wayne |
| 91 | Keon Webb | DE | 6-6 | 310 | Fr. | Riverview, Fla./Summer |
| 92 | Jelani King-Leverett | OLB | 6-4 | 225 | R-So. | Grand Rapids, Mich./East Grand Rapids |
| 93 | Kelvin Broadhurst, Jr. | DL | 6-1 | 265 | R-Fr. | Roebuck, S.C./Dorman |
| 94 | Tyshon Bullock | DE | 6-1 | 235 | R-So. | Concord, N.C./Cox Mill |
| 95 | Chris Kinsey | DL | 6-1 | 280 | Fr. | Clayton, N.C./Clayton |
| 96 | Christopher Abraham | DL | 6-1 | 285 | R-So. | Concord, N.C./Cox Mill |
| 97 | Giovanni Divers | DE | 6-3 | 240 | R-Fr. | McDonough, Ga./Eagle's Landing |
| 98 | Javon Armstrong-Grady | ILB | 6-2 | 230 | R-Jr. | New Bern, N.C./Pamlico County |

PRACTICE SQUAD (Not Active)

| | | | | | | |
|----|------------------------|----|------|-----|-------|--|
| 9 | Michael Godette | RB | 5-8 | 160 | R-Fr. | Greensboro, N.C./Northwest Guilford |
| 11 | Jaeyman Smith | QB | 5-11 | 160 | R-Fr. | Charlotte, N.C./Myers Park |
| 16 | Taffrey Peterman | QB | 6-1 | 178 | R-Jr. | Greensboro, N.C./Boca Ciega/New Mexico Highlands |
| 19 | Ryan Strickland | QB | 6-0 | 150 | Fr. | Powder Springs, Ga./West Columbus |
| 23 | Josiah Abraham | K | 5-11 | 170 | R-Fr. | Rockville, Md./Northwood |
| 26 | Xzavion Walton | WR | 6-5 | 200 | So. | Emporia, Va./Greensville County |
| 28 | Jamaal Purefoy-Thaxton | S | 6-2 | 225 | Fr. | Carrboro, N.C./Carrboro |
| 35 | Kiyre Wall | CB | 6-0 | 160 | Fr. | Greensboro, N.C./Southeast Guilford |
| 40 | Carter Powell | S | 6-0 | 180 | Fr. | Winston-Salem, N.C./Reagan |
| 88 | Elijah Kennedy | WR | 5-11 | 180 | Jr. | High Point, N.C./High Point Central |

COACHING STAFF

| | |
|--|------------------|
| Head Coach..... | Vincent Brown |
| Offensive Coordinator/Quarterbacks..... | David Marsh |
| Defensive Coordinator/Linebackers..... | Josh Zidenberg |
| Wide Receivers/Recruiting Coordinator..... | Nate Poole |
| Running Backs/Special Teams Coordinator..... | Charles Bankins |
| Offensive Line..... | Ron Mattes |
| Safeties..... | Keith Henry |
| Cornerbacks..... | Almondo Curry |
| Defensive Line..... | Christopher West |
| Tight Ends..... | Stephen Barnette |
| Defensive Assistant..... | Alex Purviance |

SUPPORT STAFF

| | |
|--------------------------------------|----------------|
| Director of Football Operations..... | TBD |
| Video Coordinator..... | TBD |
| Defensive Quality Control..... | Eric Mayes |
| Defensive Quality..... | Tavon Wilson |
| Offensive Quality Control..... | Camden Young |
| Offensive Quality Control..... | David Robinson |

2024 DEPTH CHART

OFFENSE

Left Tackle

77 - Jason Ivey (6-5, 285, R-Sr.)
55 -- Jonathan Cannon Jr. (6-5, 285, R-Jr.)

Left Guard

73 - Spencer Webb (6-3, 311, R-Fr.)
66 - Sterling Wiggins (6-6, 310, R-Fr.)

Center

68 - Cesar Minarro (6-4, 300, R-Sr.)
57 - Kellen Culberson (6-3, 305, So.)

Right Guard

59 - Korion Sharpe (6-4, 315, R-Jr.)
76 - Noah Okoye (6-6, 310, Fr.)

Right Tackle

52 - RJ Adams (6-4, 324, R-Jr.)
67 - Calvin Cunningham (6-2, 300, R-Jr.)

Tight End

83 - Nicholas Dobson (6-3, 260, Sr.)
82 - Anthony Rucker (6-3, 211, R-So.)
88 - Joshua George (6-4, 215, R-So.)

Quarterback

4 - Justin Fomby (6-4, 216, Gr.)
10 - Noah Sanders (6-2, 215, R-So.) or
17 - Braxton Thomas (6-3, 220, Fr.)

Running Back

23 - Cameren Dalrymple (6-0, 174, R-So.)
9 - Shimique Blizzard (5-8, 191, So.)
22 - Daniel Coles (6-1, 270, Fr.)

Wide Receiver

5 - Jayvonne Dillard (6-2, 205, R-Fr.)
80 - Thomas Brown (6-3, 190, R-Jr.)

Wide Receiver

2 - Jamison Warren (5-11, 185, R-Jr.)
11 -- Laquan Veney (5-11, 175, R-So.)

Wide Receiver

1 - Ger-Cari Caldwell (6-4, 195, R-Jr.)
15 - Cortez Lane (5-11, 185, Fr.)

DEFENSE

Defensive End

34 - Henry Daniel (6-2, 265, Sr.)
0 - Joshua Hardy (6-4, 250, R-So.)

Nose Guard

93 - Kelvin Broadhurst Jr. (6-1, 270, R-Fr.)
96 - Christopher Abraham (6-1, 265, R-So.)

Defensive End

58 - Christopher Allen, Jr. (6-4, 281, R-So.)
43 - Melik Ward (6-1, 260, R-Sr.)

Joker

16 -- Terien George (6-2, 225, R-Fr.)
32 -- Terrell Dudley (6-0, 220, Jr.)

MIKE Linebacker

33 - Kade Moledor (6-0, 225, So.)
44 -- Jayden Williams (6-0, 223, Fr.)

WILL Linebacker

42 - Malich Jacobs (6-2, 230, Gr.)
25 - Mack David II (5-11, 235, R-So.)
37 - Mitchell Etheridge (6-2, 245, R-Jr.)

SAM Linebacker

98 - Javon Armstrong-Grady (6-2, 235, R-Jr.)
3 - Joshua Iseah (6-2, 238, So.)

Boundary Cornerback

1 - Karon Prunty (6-2, 180, R-Sr.)
19 - Steven Davis II (6-1, 170, R-So.)

Strong Safety

21 - Tre Mittman (5-11, 190, Fr.)
27 - Jonathan Kimbrough-Campbell (5-11, 190, R-So.)

Free Safety

30 - Gregory Featherstone III (5-11, 170, So.)
38 - Wesley Misenheimer (6-1, 180, R-Jr.)

Farside Cornerback

4 - Aaron Harris (5-11, 185, R-Jr.)
9 - Janaz Sumpter (6-0, 185, R-Sr.)

SPECIAL TEAMS

Placekicker

39 - Andrew Brown (5-10, 185, R-Jr.)
26 - Jay Haggins (5-10, 180, Jr.)

Punter

46 - DJ Page (6-0, 185, Fr.)
39 - Andrew Brown (5-10, 185, R-Jr.)

Long Snapper

49 - Bryson Ruddy (6-0, 190, Jr.)
54 - Damien Jackson, Jr. (5-11, 185, R-Jr.)

Holder

46 - DJ Page (6-0, 185, Fr.)
26 - Jay Haggins (5-10, 180, Jr.)

Kickoff Return

4 - Aaron Harris (5-11, 185, R-Jr.)
15 - Cortez Lane (5-11, 185, Fr.)

Punt Return

4 - Aaron Harris (5-11, 185, R-Jr.)
11 - Laquan Veney (5-11, 175, R-So.)

A&T BY THE STATE & POSITION

| State | No. |
|--------------------------------------|-----|
| North Carolina..... | 48 |
| Virginia..... | 17 |
| Florida..... | 8 |
| Georgia..... | 7 |
| South Carolina..... | 6 |
| Alabama..... | 3 |
| Texas..... | 3 |
| Michigan..... | 2 |
| Illinois..... | 2 |
| Maryland..... | 2 |
| New Jersey..... | 1 |
| Offensive Linemen..... | 15 |
| Wide Receivers..... | 14 |
| Defensive Linemen | 13 |
| Linebackers..... | 12 |
| Safeties..... | 10 |
| Running Backs..... | 8 |
| Cornerbacks..... | 7 |
| Punters, Kickers, Long Snappers..... | 6 |
| Tight Ends..... | 5 |
| Quarterbacks..... | 4 |

AGGIES IN THE PROS

ALPHABETICAL ROSTER

NFL/AFL DRAFTING A&T AGGIES

- **Buffalo Bills:** DE Tom Day (AFL Draft, 1960); CB Lorenzo Stanford (AFL Draft, 1961); Mel Phillips (AFL Draft, 1966), Darryl Johnson, Jr. (2018, 7th round)
- **Chicago Bears:** FB J.D. Smith (1955, 179 overall); RB Tarik Cohen (2017, 119 overall)
- **Cincinnati Bengals:** TE Craig Thompson (1992, 115 overall)
- **Dallas Cowboys:** LB Ralph Coleman (1972, 208 overall); OT Lonnie Leonard (1972, 286 overall)
- **Detroit Lions:** DB Kevin Robinson (1982)
- **Green Bay Packers:** Junius Coston (2005, 143 overall)
- **Houston Oilers:** DE Elvin Bethea (1968, 77 overall)
- **Los Angeles/St. Louis Rams:** OT Ronald Edwards (1994, 189 overall); DE Cedric White (1997, 215 overall)
- **Miami Dolphins:** DB Willie Pearson (1969, 115 overall)
- **Minnesota Vikings:** RB Mike Jones (1984, 321 overall); DB Tim Williams 1985, 283 overall)
- **New York Giants:** FB Bob "Stonewall" Jackson (1950, 202 overall); DB Joe Taylor (1962, 209 overall); OT Luther Woodruff (1963, 243 overall); DT William Wideman (1973, 275 overall)
- **New York Jets:** Cornell Gordon (AFL Draft in 1964, played in Super Bowl III with NYJ)
- **Las Vegas Raiders:** WR Willie Wright (1972, 410 overall); OL Brandon Parker (2018, 65 overall)
- **Pittsburgh Steelers:** G Mel Holmes (1971, 112 overall); Jamain Stephens (1996, 29 overall); DE Dwaine Board (1979, 137 overall)
- **St. Louis/Arizona Cardinals:** DE Tom Day (1960, 220 overall); DE James Williams (1982, 290 overall)
- **San Diego Chargers:** RB Will Beasley (1965); LB Kevin Little (1992, 131 overall); DT Reggie White (1992, 147 overall); LB Michael Hamilton (1997, 74 overall); LB Toran James (1997, 218 overall)
- **San Francisco 49ers:** DE Burnio McQueen (1959, 258 overall); CB Cornell Gordon (1964, 211 overall); Mel Phillips (1966, 69 overall)
- **Tampa Bay Buccaneers:** RB George Ragsdale (1976, 321 overall)
- **WFT:** DMorris McKie (1975, 338 overall)

UNDRAFTED AGGIES

| Name | Original Team |
|-------------------------------|-----------------------|
| Richard Armstrong..... | Kansas City Chiefs |
| Will Billingsley..... | Miami Dolphins |
| Chris Barber..... | Tampa Bay Buccaneers |
| Al Barnett..... | Philadelphia Eagles |
| Michael Basnight..... | Cincinnati Bengals |
| Terry Bellamy..... | New Orleans Saints |
| Jessie Britt..... | Pittsburgh Steelers |
| Frank Carr..... | Buffalo Bills |
| Leevary Covington..... | Miami Dolphins |
| Curtis Deloatch..... | Carolina Panthers |
| Henry Douglas..... | Carolina Panthers |
| Khris Gardin..... | Chicago Bears |
| Demetrius Harrison..... | Philadelphia Eagles |
| Maurice Hicks..... | San Francisco 49ers |
| Sonny Hicks..... | Detroit Lions |
| Ron Hunt..... | Carolina Panthers |
| Nathan Isles..... | Seattle Seahawks |
| Desmond Lawrence..... | Cincinnati Bengals |
| Reggie Lawrence..... | Philadelphia Eagles |
| Ricky Lee III..... | Carolina Panthers |
| Jah-Maine Martin..... | New York Jets |
| Mike Mayhew..... | Washington Commanders |
| Julian McKnight..... | Chicago Bears |
| Mac McCain III..... | Denver Broncos |
| Tony McRae..... | Cincinnati Bengals |
| Jim Merrick..... | Cincinnati Bengals |
| Wallace Miles..... | Detroit Lions |
| Qasim Mitchell..... | Arizona Cardinals |
| Lucien Nibbs..... | Baltimore Colts |
| Ramondo North..... | Cincinnati Bengals |
| Ayodeji Olatoye..... | Baltimore Ravens |
| Troy Pelshak..... | Jacksonville Jaguars |
| William Ray Robinson III..... | Washington Football |
| Ron Scott..... | Pittsburgh Steelers |
| Reggie Shuford..... | Carolina Panthers |
| George Small..... | Pittsburgh Steelers |
| Maurice Smith..... | Atlanta Falcons |
| Walter Stith..... | Buffalo Bills |
| Jim Toon..... | New York Giant- |
| Thomas Warren..... | Kansas City Chiefs |
| Richard Westmoreland..... | Minnesota Vikings |
| Donald Willis..... | Kansas City Chiefs |
| Tairiq Stewart..... | New England Patriots |
| Taymon Cooke..... | New York Jets |

NCATAGGIES IN THE NFL

| Player | at A&T | Team |
|----------------|---------|---------------|
| Brandon Parker | 2013-16 | San Francisco |
| Ricky Lee III | 2020-23 | Minnesota |

| | | |
|----|-----------------------------|-----|
| 96 | Christopher Abraham | DL |
| 52 | Reuben Adams | OL |
| 58 | Christopher Allen, Jr. | DE |
| 98 | Javon Armstrong-Grady | ILB |
| 85 | Jay Avery | WR |
| 6 | Antoine Bell | TE |
| 28 | Shimique Blizzard | RB |
| 47 | Caleb Brickhouse | P |
| 81 | Derrick Britton II | WR |
| 93 | Kelvin Broadhurst, Jr. | DL |
| 39 | Andrew Brown | K |
| 80 | Thomas Brown | WR |
| 94 | Tyshon Bullock | DE |
| 36 | Sincere Burnette | ILB |
| 1 | Ger-Cari Caldwell | WR |
| 31 | Nick Caldwell | CB |
| 55 | Jonathan Cannon Jr. | OL |
| 9 | Michael Carlock-Williams | WR |
| 7 | Kenji Christian | RB |
| 5 | Joshua Coleman | S |
| 22 | Daniel Coles | RB |
| 99 | Jared Crawl-Bey | DE |
| 53 | Kaleb Culberson | OL |
| 57 | Kellen Culberson | OL |
| 67 | Calvin Cunningham | OL |
| 23 | Cameren Dalrymple | RB |
| 34 | Henry Daniel | DE |
| 25 | Mack David II | ILB |
| 19 | Steven Davis II | CB |
| 5 | Jayvonne Dillard | WR |
| 50 | Deandre Dingle-Prince | DE |
| 97 | Giovanni Divers | DE |
| 83 | Nicholas Dobson | TE |
| 8 | Charlie Dixon | RB |
| 32 | Terrell Dudley | LB |
| 56 | Bryce Enlow | ILB |
| 37 | Mitchell Etheridge III | LB |
| 45 | Asa Evans | DE |
| 30 | Gregory Featherstone III | S |
| 4 | Justin Fomby | QB |
| 71 | Jodi Freeman | OL |
| 48 | Joshua George | TE |
| 16 | Terien George | ILB |
| 13 | DeTeras Glover | DE |
| 35 | Wesley Graves | RB |
| 26 | Jay Haggins | K |
| 90 | Tyrick Hall | DL |
| 60 | Timothy Hammonds | OL |
| 0 | Joshua Hardy | DE |
| 4 | Aaron Harris | CB |
| 29 | Darius Headley | RB |
| 24 | Jailen Hicks | RB |
| 3 | Joshua Iseah | ILB |
| 54 | Damien Jackson, Jr. | LS |
| 42 | Malich Jacobs | ILB |
| 72 | Jacob Jenkins | DL |
| 3 | Amonte Jones | WR |
| 89 | Rory Jones-Amen-Hetep | WR |
| 88 | Elijah Kennedy | WR |
| 27 | Jonathan Kimbrough-Campbell | S |
| 92 | Jelani King-Leverett | OLB |

ALPHA ROSTER CONTINUED

| | | |
|----|--------------------|-----|
| 95 | Chris Kinsey | DL |
| 15 | Cortez Lane | WR |
| 7 | David Laney | S |
| 2 | Cameron Maddox | S |
| 87 | DeJuan Mickens | WR |
| 68 | Cesar Minarro | OL |
| 38 | Wesley Misenheimer | S |
| 21 | Benjamin Mittman | S |
| 33 | Kade Moledor | ILB |
| 76 | Noah Okoye | OL |
| 46 | DJ Page | P |
| 12 | Rashaud Pernell | DE |
| 1 | Karon Prunty | CB |
| 14 | Jaylen Roseboro | CB |
| 82 | Anthony Rucker | TE |
| 49 | Bryson Ruddy | LS |
| 10 | Noah Sanders | QB |
| 59 | Korion Sharpe | OL |
| 79 | Brock Stukes | OL |
| 9 | Janaz Sumpter | CB |
| 40 | Ryan Tate-Walker | S |
| 20 | Xavien Taylor | CB |
| 17 | Braxton Thomas | QB |
| 8 | Khristian Tyson | S |
| 51 | Jay Underwood | DL |
| 78 | Paul Van Horn | OL |
| 11 | Laquan Veney | WR |
| 43 | Melik Ward | DE |
| 41 | Treston Ward | ILB |
| 2 | Jamison Warren | WR |
| 91 | Keon Webb | DE |
| 73 | Spencer Webb | OL |
| 0 | Kevin White | QB |
| 66 | Sterling Wiggins | OL |
| 44 | Jayden Williams | ILB |
| 6 | Ty Williams, Jr. | S |
| 18 | Corbin Wilson | WR |

CAREER GAMES PLAYED BY CURRENT AGGIES

| Player | Career Games Played | 2024 | Career Starts |
|-----------------------------|---------------------|------|---------------|
| Janaz Sumpter | 46 | 6 | 26 |
| Nick Dobson | 40 | 6 | 24 |
| Henry Daniel | 40 | 9 | 38 |
| Cesar Minarro | 38 | 7 | 33 |
| Korion Sharpe | 33 | 6 | 21 |
| Andrew Brown | 33 | 0 | |
| Karon Prunty | 33 | 9 | 31 |
| Aaron Harris | 32 | 9 | 14 |
| Bryson Ruddy | 32 | 0 | |
| Ty Williams | 31 | 3 | 25 |
| Melik Ward | 31 | 2 | 2 |
| Wesley Graves | 30 | 4 | 10 |
| Laquan Veney | 30 | 7 | 9 |
| Jamison Warren | 29 | 7 | 10 |
| Jonathan Cannon Jr. | 29 | 4 | |
| Ger-Cari Caldwell | 29 | 8 | 15 |
| Damien Jackson Jr. | 28 | 0 | |
| David Laney | 27 | 6 | 15 |
| Malich Jacobs | 26 | 7 | 11 |
| Javon Armstong-Grady | 23 | 9 | 12 |
| Kade Moledor | 23 | 10 | 14 |
| Jelani King-Leverette | 23 | 2 | |
| Amonte Jones | 22 | 4 | 7 |
| Caleb Brickhouse | 21 | | |
| Mack David II | 20 | 8 | 8 |
| Kelvin Broadhurst, Jr. | 19 | 8 | 8 |
| Jayvonne Dillard | 19 | 9 | 9 |
| Shimique Blizzard | 18 | 6 | 7 |
| Gregory Featherstone III | 18 | 7 | 7 |
| Wesley Misenheimer | 18 | 1 | 1 |
| Joshua George | 18 | 4 | 4 |
| DeTerias Glover | 18 | 6 | 6 |
| Anthony Rucker | 17 | 3 | 3 |
| Mitchell Etheridge III | 17 | 0 | 2 |
| Charlie Dixon | 16 | | |
| Brock Stukes | 15 | 5 | 8 |
| Elijah Kennedy | 13 | | |
| Jonathan Kimbrough-Campbell | 12 | 5 | 5 |
| Kevin White | 11 | 4 | 11 |
| Terien George | 9 | 2 | 2 |
| Derrick Britton II | 9 | 0 | |
| Sincere Burnette | 9 | | |
| RJ Adams | 9 | 9 | 9 |
| DJ Page | 9 | 0 | |
| Thomas Brown | 8 | 1 | 1 |
| Cameren Dalrymple | 8 | 5 | 5 |
| Rory Jones-Amen-Hetep | 8 | 3 | |
| Spencer Webb | 8 | 2 | 2 |
| Tre Mittman | 8 | 5 | 5 |
| Daniel Coles | 7 | 1 | 1 |
| Justin Fomby | 7 | 5 | 5 |
| Calvin Cunningham | 6 | 1 | 1 |
| Terrell Dudley | 6 | 5 | 5 |
| Sterling Wiggins | 6 | 4 | |
| Tyshon Bullock | 5 | 1 | 1 |
| Kellen Culberson | 5 | 2 | 2 |
| Cam Maddox | 4 | 4 | 4 |
| Antoine Bell | 3 | 0 | |
| DeAndre Dingle-Prince | 2 | 2 | 1 |
| Noah Sanders | 3 | 0 | 0 |
| Giovanni Divers | 2 | 2 | |
| Joshua Coleman | 2 | 0 | |

VINCENT BROWN

North Carolina A&T Director of Athletics Earl M. Hilton III announced on January 6, 2023 that he appointed Vincent Brown to lead the Aggies football program as its new head coach. Brown became the 22nd head coach in program history.

A native of Atlanta, Ga., who became a 1988 second-round draft pick of the New England Patriots and a three-time All-Pro linebacker, Brown spent the previous four seasons before coming to A&T as William & Mary's associate head coach, defensive coordinator and linebackers coach.

In 2022, the Tribe went 11-2 overall and 7-1 in the Colonial Athletic Association (CAA). The Tribe won a share of the regular-season title and reached the NCAA Division I-FCS playoff quarterfinals.

Brown led an opportunistic defense in 2022. The Tribe led the nation in fumble recoveries (15) and ranked sixth nationally in turnovers gained (25). William & Mary also had the sixth-best third-down defense in the country, allowing opponents only to convert 31.5 percent of their third-down opportunities. The Tribe's defense topped the CAA in third-down defense, fumbles recovered, red zone defense and turnovers gained.

In addition, William & Mary sophomore linebacker John Pius received CAA defensive player of the year honors, and defensive back Jalen Jones claimed defensive rookie of the year. Pius joined three other Tribe players on the CAA's first-team all-conference defense. Meanwhile, Jones joined two of his teammates as second-team all-conference members.

Brown has also made Division I collegiate coaching stops at Howard University (2017-18), UConn (2014-16), the University of Virginia (2010-13) and the University of Richmond (2008-09). He coached linebackers at Richmond when the Spiders won the FCS national championship in 2008. In the process, he coached All-America linebacker Eric McBride. He coached three All-CAA selections in 2009.

In addition, he served as a graduate assistant at UVa., in 2007 after serving as the Dallas Cowboys inside linebackers coach in 2006. His previous coaching experience includes a four-year stint as an assistant coach at Meadowcreek High School near Atlanta. At the same time, he was also the school's assistant athletics director for one year.

Brown earned NFL All-Pro honors for three straight seasons from 1991-93 before retiring as a New England Patriot in 1995. Brown played collegiately at Mississippi Valley State, earning Kodak All-America honors as a senior in 1987. He was a second-team Associated Press All-American as a junior. A three-time all-conference pick, Brown set a school record for career tackles (570), leading the team in his final three seasons in that statistical category. He graduated with a degree in criminal justice.

Brown and his wife, Chandra, have four children: Dane, Vincent II, Raven and Jorian.



COACH BROWN AT A GLANCE

| | |
|------------------|---------------------------------|
| Name | Vincent Brown |
| Birthdate..... | January 9, 1965 |
| Hometown..... | Atlanta, Ga. |
| High School..... | George |
| College..... | Mississippi Valley St. |
| | 1988 |
| Wife..... | Chandra Brown |
| Children..... | Dane, Vincent II, Raven, Jorian |
| Twitter..... | @CoachBrown59 |

YEARS AS A COACH

| | |
|-----------------|---|
| 2023-present | North Carolina A&T (head coach) |
| 2019-2022..... | William & Mary (defensive coordinator/LBs) |
| 2017-2018..... | Howard (defensive coordinator/asst. head coach/LBs) |
| 2014-2016..... | UConn (co-defensive coordinator/LBs) |
| 2010-2013..... | Virginia (DLs, LBs, special team coordinator) |
| 2008-2009 | Richmond (linebackers) |
| 2007..... | Virginia (graduate assistant) |
| 2006..... | Dallas Cowboys (inside linebackers) |
| 2001-05..... | Meadowcreek High School (Ga.) (assistant) |

AS A PLAYER

| | |
|----------------|--|
| 1988..... | NFL Draft (2nd round, 43rd pick, New England Patriots) |
| 1988-2005..... | New England Patriots (3x All-Pro) |
| 1984-87 | Mississippi Valley St. (2x All-American) |

A&T ASSISTANT COACHES



David Marsh
Offensive Coordinator/
Quarterbacks



Josh Zidenberg
Defensive Coordinator/
Linebackers



Nate Poole
Wide Receivers/
Recruiting Coordinator



Charles Bankins
Special Teams Coordi-
nator/Running Backs



Ron Mattes
Offensive Line



Keith Henry
Safeties




Almondo Curry
Cornerbacks




Christopher West
Defensive Line




Stephen Barnette
Tight Ends



Alex Purviance
Defensive Analyst



Eric Mayes
Defensive Quality
Control



Tavon Wilson
Defensive Quality
Control



Camden Young
Offensive Quality
Control



David Robinson
Offensive Quality
Control

GENERAL INFORMATION

| | |
|---------------------------------------|--------------------------------------|
| Name | North Carolina A&T (A&T or N.C. A&T) |
| Location..... | Greensboro, N.C. |
| Founded | 1891 |
| Enrollment..... | 13,883 |
| Conference..... | Coastal Athletic Association (CAA) |
| Affiliation..... | NCAA Division I-FCS |
| Nickname..... | Aggies |
| Colors..... | PMS Blue 288 and PMS Gold 123 |
| Mascot(s)..... | Aggie and Aggietha |
| Marching Band..... | Blue and Gold Marching Machine |
| Chancellor..... | Dr. James R. Martin II |
| Athletics Director..... | Earl M. Hilton III |
| Faculty Athletics Representative..... | Dr. Geleana D. Alston |
| Game Operations Director..... | Billy Edrington |
| Stadium..... | Truist Stadium |
| Capacity..... | 21,500 |
| Surface..... | Natural Grass |
| Football Office Phone..... | 336-285-4268 |
| Ticket Office Phone..... | 336-334-7749 |
| Athletics Website..... | ncataggies.com |
| Athletics X..... | @ncataggies |
| Football X..... | @ncatfootball |
| Athletics IG..... | @ncatathletics |
| Football IG..... | @ncatfootball |
| Athletics Facebook..... | @ncatathletics |

FOOTBALL HISTORY

| | |
|--|--|
| First Year..... | 1924 |
| All-Time Record..... | 528-435-40 (.550) |
| CIAA..... | 360-264-32 (.577) |
| MEAC Record..... | 167-163-3 (.506) |
| Big South Record..... | 7-5 (.583) |
| CAA Record..... | 0-9 (.000) |
| Conference Championships..... | 16 |
| CIAA..... | 5 |
| Years..... | 1927, '50, '58, '59, '64 |
| MEAC..... | 11 |
| Years..... | 1975, '86, '91, '92, '99, '03, '14, '15, '17, '18, '19 |
| NCAA Division I-FCS Playoff Appearances..... | 5 |
| Years..... | 1986, 1992, 1999, 2003, 2016 |
| Record..... | 1-5 |
| Classic Games..... | 35 |
| Record..... | 18-17 |
| Bowl Games..... | 9 |
| Years..... | 1942, '48, '78, '80, '91, '15, '17, '18, '19 |
| Record..... | 5-4 |

2024 NORTH CAROLINA A&T GAME NOTES

NORTH CAROLINA A&T CAREER RECORDS

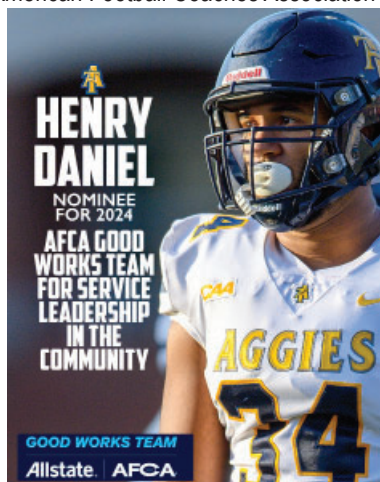
Rushing Yards: 5,619, Tarik Cohen (2013-16)
Rushing Attempts: 868, Tarik Cohen (2013-16)
Rushing TDs: 56, Tarik Cohen (2013-16)
Average Yards Per Rush (min. 250 att.): 7.2 (392-2,812), Maurice Hicks
Average Rushing Yards Per Game (min. 20 games.): 140.6 (20-2,812), Maurice Hicks
Pass Attempts: 1,073, Alan Hooker (1984-87)
Pass Completions: 593, Alan Hooker (1984-87)
Passing Yards: 6,994, Alan Hooker (1984-87)
Passing TDs: 66, Lamar Raynard (2015-18)
Passing Interceptions: 45, Alan Hooker (1984-87)
Pass Completion Percentage: 59.4, Lamar Raynard (2015-18)
Passing Efficiency: 142.05, Lamar Raynard (2015-18)
Pass Yards Per Game (min. 30 games): 169.4 (39-6,607), Maseo Bolin
Pass Reception Yards: 2,736, Elijah Bell (2016-19)
Pass Receptions: 193, Elijah Bell (2016-19)
Pass Reception TDs: 28, Elijah Bell (2016-19)
100-yard Receiving Games: 10, Zachary Leslie (2017-22)
Average Yards Per Catch (min. 50 rec.): 17.64 (94-1,659), James Bowden (1992-95)
Total Offense Yards (rush-pass): 7,796 (802-6,994), Alan Hooker (1984-87)
TDs Responsible for: 77, Lamar Raynard (2015-18)
Total Offense Per Game (min. 30 games): 185.6 (42-7,796), Alan Hooker (1984-87)
All Purpose Yards: 6,594, Tarik Cohen (2013-16)
All Purpose Yards Per Game (min. 20 games.): 149.1 (20-2,982), Maurice Hicks (2000-01)
Total Points Scored: 354 (59 TD's), Tarik Cohen (2013-16)
TDs Scored: 59 (56rush, 3 rec), Tarik Cohen (2013-16)
PAT Kicks Made: 172, Cody Jones (2013-16)
PAT Kicks Attempted: 183, Josh Hoke (2003-06)
FG Made: 42, Cody Jones (2013-16)
FG Attempted: 61, Darren Dawkins (1998-00)
Punt Yards: 8,020, Lee Woodson (2006-08)
Punt Attempts: 215, Lee Woodson (2006-08)
Punt Return Yards: 1,223, Khrist Gardin (2013-)
Punt Returns: 95, Chris Caldwell (1997-00)
Punt Return TDs: 6, Curtis Deloatch (2001-03)
Kick Return Yards: 2,297, Herbert Harbison (1983-86)
Kick Returns: 112, Herbert Harbison (1983-86)
Kick Return TDs: 4, Brian Rodman (1990-93); Malik Wilson (2015-18); Taymon Cooke (2019-23)
Interception Return Yards: 334, Curtis Burgins (1990-93)
Interceptions: 17, Curtis Burgins (1990-93)
INT Return for TDs: 4, Mac McCain III (2017-present)
Total tackles: 373, Demetrius Harrison (1987-89)
Unassisted Tackles: 167, Demetrius Harrison (1987-89)
Assisted Tackles: 197, Mike Hamilton (1993-96)
Tackles for Loss: 52.0, Troy Pelshak (1995-98)
Quarterback Sacks: 28.0, Chris McNeil (1996-97)
Fumbles Forced: 11, Sam Davis (1988-90)
Fumbles Recovered: 7, Sam Davis (1988-90)
Pass Breakups: 37, Curtis Burgins (1990-93)
Passes Defended: 54, Curtis Burgins (1990-93)

RANKING THE BEST HBCU FOOTBALL TEAMS OF ALL-TIME

ESPN+ ranked the top-30 HBCU football teams of all time. A&T had one entry in the rankings. ESPN+ ranked the Aggies 2017, 12-0 team as the 18th-best team in HBCU history. The team was led by Rod Broadway, with Sam Washington serving as the Aggies defensive coordinator. What made the Aggies' undefeated season remarkable was that they did a year after one of the greatest players in school history, Tarik Cohen, left for the NFL. In 2017, the Aggies defeated an FBS team in Charlotte, and they went 8-0 in the MEAC, with an average score of 33-13. To cap off the historic season, A&T defeated Grambling State in the Celebration Bowl, 21-14. The article also speculated that Broadway might be the best HBCU coach of the 21st century. Florida A&M appeared most in the rankings with five different teams recognized, including the No. 1 team of all-time, the 10-0 1961 team led by Jake Gaither.

AGGIES IN THE COMMUNITY

Under head coach Vincent Brown, the North Carolina A&T football team has become one of the community's most active A&T varsity sports. Thanks to Brown's initiative with the bone marrow drive. The A&T football team secured Community Team of the Year at the 2024 North Carolina A&T Athletics banquet. Football has made a passionate commitment to community service. Whether it is bone marrow drives, reading and speaking to elementary school children, or raising awareness about cancer, the North Carolina A&T football program has spread itself out in the community. But A&T's community work is getting noticed outside of A&T Athletics. Starting defensive end Henry Daniel is an American Football Coaches Association (AFCA) Good Hands Team nominee for his tireless work leading the football team's community efforts. Brown has also been nominated for service leadership as a head coach. "Community leadership plays a major part of what we do," said Brown. "We want servant leaders. That's how you build the core of a championship team. It's we before me. When you have young men willing to go out and help others and serve others that extends to your locker room and to the field as well. So it's huge."



2024 NORTH CAROLINA A&T GAME NOTES

PRESEASON PRUNTY

Numerous media organizations have big expectations for senior North Carolina A&T cornerback Karon Prunty in 2024. Prunty was recently named to the Preseason Watch List for the Aeneas Williams Award, a Southern graduate and a Pro Football Hall of Famer. The lockdown corner will not only come into the season as a preseason All-Coastal Athletic Association (CAA) selection, but he also recently secured numerous other preseason accolades. STATS Perform named Prunty to its inaugural Urban Edge Network HBCU + FCS National Player of the Year Watch List. The Urban Edge Network HBCU + FCS National Player of the Year award will recognize the nation's best HBCU player -- regardless of position -- from the 21 Division I-FCS HBCU institutions.

The recipient of the Urban Edge Network HBCU + FCS National Player of the Year award will be announced on December 9 and invited to the Stats Perform FCS National Awards Banquet on January 5 in Frisco, Texas. BoxToRow also recognized Prunty for his past exploits on the field by naming him to its preseason HBCU All-American team. Prunty earned All-American honorable mention honors from BoxToRow in 2022. In addition, Prunty is a fourth-team preseason All-American selection by Phil Steele FCS.



Prunty is also a first-team member of Phil Steele FCS's preseason All-CAA team, joining tight end Joshua George (third team), offensive lineman Korion Sharpe (third team), running back Kenji Christian (fourth team), center Cesar Minarro (fourth team), defensive end Henry Daniel (fourth team), linebacker Joshua Iseah (fourth team), and safety Ty Williams Jr. (fourth team) on the organization's preseason all-conference team. Prunty received third-team All-CAA accolades in

2023 after recording 43 tackles, 3.5 TFLs, and five pass breakups. Two years ago, he contributed 32 tackles, picked off four passes, and broke up three others to gain first-team All-Big South Conference and All-America recognition.

COACH BROWN NAMES HIS CAPTAINS

North Carolina A&T head coach Vincent has named his team captains for the 2024 season. A&T tight end Nicholas Dobson, center Cesar Minarro, defensive end Henry Daniel and cornerback Aaron Harris will serve as the team captains this season. Dobson has been in the Aggies program for four seasons. He has shown some brilliance at the tight end position, totaling 23 catches for 251 yards and four touchdowns. Minarro was a team captain last season. In 2022, Minarro earned first-team All-Big South honors at the center position. He returns for a fifth season in Aggieland as the leader along the offensive line.

Daniel is perhaps the team leader. He has played for A&T since his true freshman season. He will return to his natural defensive end this season after playing as a defensive tackle last season. Daniel is a leader in the classroom and on the field. He has 72 career tackles as he enters his senior season. Harris is coming off a season-ending leg injury last season. The speedster enters his fourth season as a defensive back for the Aggies.



A&T'S RECORD WHEN...

| | 2024 | Brown Era |
|----------------------|------|-----------|
| At Home | 1-3 | 1-8 |
| Road Games | 0-5 | 1-10 |
| Neutral Sites | 0-0 | 0-0 |
| vs. conference | 0-13 | 0-13 |
| Non-conference | 1-3 | 2-5 |
| vs. ranked opp. | 0-4 | 0-4 |
| vs. in-state opp. | 1-3 | 1-5 |
| In August | 0-1 | 0-2 |
| In September | 1-3 | 2-5 |
| In October | 0-3 | 0-7 |
| In November | 0-1 | 0-4 |
| In December | 0-0 | 0-0 |
| On Television | 1-4 | 1-6 |
| In the afternoon | 0-5 | 1-12 |
| Night games | 1-3 | 1-6 |
| By 7 or less | 1-1 | 2-3 |
| Won coin toss | 1-3 | 1-8 |
| Lose coin toss | 0-5 | 1-10 |
| Scoring First | 0-3 | 2-4 |
| Opp. scores 1st | 0-5 | 0-14 |
| Leading at half | 1-0 | 2-0 |
| Trailing at half | 0-6 | 0-16 |
| Tied at half | 0-2 | 0-2 |
| Leading after 3 | 1-0 | 2-0 |
| Tied after 3rdQ | 0-0 | 0-0 |
| Trailing after 3 | 0-18 | 0-18 |
| In Overtime | 1-0 | 1-0 |
| Scoring 30+pts | 0-0 | 0-1 |
| Scoring 20-29 | 1-2 | 2-4 |
| Scoring 0-19 | 0-6 | 0-13 |
| Allowing 30+pts | 0-6 | 0-12 |
| Allowing 20-29 | 1-2 | 2-6 |
| Allowing 0-19 | 0-0 | 0-0 |
| Outrushing opp. | 1-1 | 2-2 |
| Outrushed | 0-7 | 0-16 |
| More passing yds | 1-2 | 1-4 |
| Fewer passing yds | 0-6 | 1-14 |
| Passing yds. tied | 0-0 | 0-0 |
| Outgaining Opp. | 1-0 | 1-1 |
| Outgained | 0-8 | 1-17 |
| Win time of poss. | 1-2 | 1-4 |
| Lose time of poss. | 0-6 | 1-14 |
| Score Def/ST TD | 0-2 | 0-6 |
| Allow Def/ST TD | 0-3 | 1-6 |
| Fewer penalty yds | 0-7 | 1-12 |
| More penalty yds | 1-1 | 1-6 |
| Equal penalty yds | 0-0 | 0-0 |
| Win turnover battle | 0-0 | 0-3 |
| Lose turnover battle | 1-7 | 2-14 |
| Turnover battle tied | 0-1 | 0-1 |

ADDITIONAL STORYLINES

ADDITIONAL DEFENSIVE STORYLINES

- ▶ A&T's defense continued its struggles against the run. The Aggies gave up 213 yards rushing to the Tribe last Saturday. It marks the fourth time the Aggies have surrendered more than 200 yards rushing in a game this season. The Aggies are giving up 196.4 yards per game on the ground to rank 15th in the conference.
- ▶ The Aggies, starting secondary on August 29 against Wake Forest, included cornerbacks Aaron Harris and Karon Prunty and safeties Ty Williams, Jr. and David Laney. The starting linebackers were Mack David II, Cameron Maddox, Kade Moledor, and Javon Armstrong-Grady. Meanwhile, the starting defensive line comprised Henry Daniel, Christopher Abraham, Jr., and DeAndre Dingle-Prince.
- ▶ Last Saturday, in their secondary, the Aggies started Prunty and Harris at the corners and Gregory Featherstone III and Jonathan Kimbrough-Campbell at the safety positions. A&T's linebacker corps included Malich Jacobs, Terien George, Tyshon Bullock, and Wesley Meisenheimer. The defensive line included Christopher Allen, Jr., Henry Daniel, and Kelvin Broadhurst, Jr. Therefore, the only defensive starters who remain from Week 1 are Daniel, Prunty, and Harris.
- ▶ The Aggies were missing a few pieces on the defensive end because of injury. Linebacker Mack David II missed his second straight game and lost his status as the Aggies leading tackler. David Laney and Cam Maddox continue to miss time. Laney and Maddox were injured against Richmond on October 5 and have not played since. Defensive end DeAndre Dingle-Prince, a transfer out of Appalachian State, has not played since the season's second game.

ADDITIONAL OFFENSIVE STORYLINES

- ▶ Justin Fomby received his fourth straight start last Saturday for the Aggies

- but was pulled for true freshman Braxton Thomas. Fomby took over for injured quarterback Kevin White, Jr. after White sustained a shoulder injury at North Carolina Central University (NCCU) on September 21. White has not had the job solely since taking over as the starter. University of Delaware transfer Noah Sanders has seen some action during that time. Thomas played the second half against William & Mary after Fomby made a mistake at the end of the first half.
- ▶ A&T will need to make a decision about Thomas. Thomas has played in two games in 2024 after entering the game against William & Mary last Saturday. If Thomas plays four games or less this season, he will maintain his redshirt, entering the 2025 season as a redshirt freshman. The Aggies have three games remaining, so Thomas can maintain his redshirt if he plays in two of those three games.
 - ▶ While A&T has played three quarterbacks this season, they have played many more running backs. The Aggies started the season with Thunder and Lightning. Wesley Graves brought the thunder because of his size and power, and Kenji Christian brought the lightning with his speed and quickness. Both men are out for the season, leading Cameren Dalrymple taking over as the starter. The Aggies have mixed Daniel Coles, Shimique Blizzard, Jailen Hicks, and Michael Godette over the last five games that Dalrymple has served as the starter.
 - ▶ Blizzard had a career-high last Saturday, with 132 yards rushing on 20 carries. It is the Aggies' third 100-yard rushing game this season after Christian ran for 121 yards at Wake Forest on August 29 and Graves ran for 106 against Winston-Salem State on September 7.
 - ▶ On Saturday, the Aggies played without center Cesar Minarro, wide receivers Ger-Cari Caldwell and Jamison Warren, and guard Spencer Webb.

ADDITIONAL SPECIAL TEAMS STORYLINES

- ▶ Freshman punter DJ Page has

struggled lately in his punting. He did have a 56-yard punt on a nice bounce last Saturday against William & Mary. It came on his last punt of the game; prior to that punt, he had punts of 33, 32, 32, and 31. Eight of Page's last 11 punts have failed to travel 40 yards.

- ▶ Kicker Andrew Brown did not get an opportunity to kick a field goal last Saturday. After making 10 of his first 11 field goals to open the season, Brown is just 1-for-5 in his previous three games. Brown still leads the conference in field goals per game (1.22) and ranks eighth in the nation. He has dropped to eighth in the conference in field goal percentage (.688).

ADDITIONAL TEAM NOTES

- ▶ The Aggies had their lowest attendance of the season last Saturday. After selling out against Winston-Salem State on September 7 and Hampton on October 19, the Aggies announced attendance on Saturday was only 7,555. The Aggies drew 14,400 against the Delaware Blue Hens on September 14. Their average attendance this season is 16,567.8. A&T leads the conference in attendance.
- ▶ A&T is still looking for its first CAA Football Conference win. The Aggies are 0-13 since joining the league in 2023. The Aggies lost 19 straight conference games between 2005-2007.
- ▶ A&T played William & Mary for the first time in program history. The Aggies have had many first-time opponents since leaving the MEAC in 2021. William & Mary marked A&T's 15th first-time opponent since 2021. The Aggies are 4-11 in those games.
- ▶ The Aggies are looking for their first Division I-FCS win since beating Norfolk State 29-26 on September 30, 2023. The Aggies' one win this season came against Division II Winston-Salem State at Truist Stadium. It also marked the last time the Aggies won on the road.
- ▶ The Aggies avoided the shutout on Saturday with a late touchdown from Shimique Blizzard. The last time the Aggies were shutout came on October 16, 2021 at Kennesaw State in a Big South game.

NORTH CAROLINA A&T SINGLE-SEASON RECORDS

Rushing Yards: 1,588, Tarik Cohen (2016)
Rushing Attempts: 264, Tarik Cohen (2015)
Rushing TDs: 23, Jah-Maine Martin (2019)
Consecutive 100-yard rushing games: 10, Bhayshul Tuten (2022)
Pass Attempts: 328, Lamar Raynard (2017)
Pass Completions: 209, Lamar Raynard (2017)
Passing Yards: 2,932, Lamar Raynard (2017)
Passing TDs: 27, Lamar Raynard (2017)
Passing Interceptions: 11, Alvin Grier (1983)
Passing Percentage: 64.6, Lamar Raynard (2016)
Reception Yards: 1,048, Wallace Miles (2011)
Receptions: 70, Wallace Miles (2011)
Reception TDs: 11, Elijah Bell (2017)
Total Offense Yards: 3,117 Lamar Raynard (2017)
TDs Responsible For: 30, Lamar Raynard (2017)
All Purpose Yards: 1,927, Tarik Cohen (2016)
Total Points Scored: 114, Tarik Cohen (2016)
TDs Scored: 19, Tarik Cohen (2016); Jah-Maine Martin (2019)
PAT Kicks Made: 51, Cody Jones (2016)
PAT Kicks Attempted: 53, Cody Jones (2016)
FGs Made: 23, Noel Ruiz (2019)
FGs Attempted: 27, Noel Ruiz (2019)
Punt Yards: 3,169, Lee Woodson (2008)
Punt Attempts: 86, Lee Woodson (2008)
Average Yards/Punt (min. 5 attempts): 43.4, Monte Key (1996)
Punt Return Yards: 740, Khrist Gardin (2015)
Punt Returns: 32, Khrist Gardin (2015)
Kick Return TDs: 4, Malik Wilson (2018)
Kick Return Yards: 1,093 David Robinson (2007)
Kick Returns: 47, David Robinson (2007)
Interception Return Yards: 274, Mac McCain (2017)
Interceptions: 8, Alonza Barnett (1991); Curtis Burgins (1993)
Interception Return TDs: 3, Mac McCain (2017)
Total Tackles: 155, Demetrius Harrison (1989)
Unassisted Tackles: 83, Demetrius Harrison (1989)
Assisted Tackles: 77, Demetrius Harrison (1988)
Tackles for Loss: 25.0, Chris McNeil (1997)
Quarterback Sacks: 19.0, Chris McNeil (1997)
Fumbles Forced: 5, Sam Davis (1989)
Fumbles Recovered: 4, Sam Davis (1989)
Pass Breakups: 17, Curtis Burgins (1993); Justin Ferrell (2011)
Blocked Kicks: 3, Marquis Ragland (2014)

FOOTBALL INFORMATION

First Year of Football: 1924
CIAA Championships: 5
MEAC Championships: 11
Bowl Games: 11 (7-4)
Classic Games: 35 (18-17)
NCAA Playoff Appearances: 5 (1-5)
All-American Honors: 53
NFL Draft Picks: 39

TRUIST STADIUM INFORMATION

First Game: Sept. 12, 1981
Stadium Capacity: 21,500
Surface: Natural Grass
Largest Crowd: 29,937 (vs. B-CU, 10/28/2000)
Overall Record: 131-81-1 (.621)

A&T HEAD COACHES

| Coch | Tenure | Yrs | W-L-T |
|-----------------|-----------|-----|----------|
| L.P. Byarm | 1924-30 | 7 | 33-23-10 |
| Harry Jefferson | 1931-32 | 2 | 5-11 |
| Inman Breau | 1933-36 | 4 | 20-11-1 |
| S.A. Barksdale | 1937 | 1 | 2-4-3 |
| Inman Breau | 1938-39 | 2 | 7-7-4 |
| Homer Harris | 1940 | 1 | 4-4-1 |
| Roland Bernard | 1941 | 1 | 4-5 |
| Charles DeBerry | 1942-44 | 3 | 13-13-1 |
| Charles Carter | 1945 | 1 | 3-5-1 |
| William Bell | 1946-56 | 11 | 54-38-7 |
| Bert Pigott | 1957-67 | 11 | 58-40-4 |
| Hornsby Howell | 1968-76 | 9 | 54-34-4 |
| Jim McKinley | 1977-81 | 5 | 29-27-1 |
| Mo Forte | 1982-87 | 5 | 26-38-1 |
| Bill Hayes | 1988-02 | 15 | 106-64 |
| George Small | 2003-05 | 3 | 16-19 |
| Lee Fobbs, Jr. | 2006-08 | 3 | 2-28 |
| George Ragsdale | 2008 | 1 | 1-3 |
| Alonzo Lee | 2009-10 | 2 | 6-16 |
| Rod Broadway | 2011-17 | 7 | 59-22 |
| Sam Washington | 2018-2022 | 5 | 31-15 |
| Vincent Brown | 2023- | 1 | 1-9 |

POSTSEASON BOWL GAMES

11 total (11 wins, 7 losses)
 1943, Flower, defeated Southern, 20-12
 1945, Flower, lost to Tyler College, 18-0
 1949, Vulcan, lost to Kentucky State, 23-3
 1949, Orange Blossom Classic, defeated Florida A&M, 20-14
 1978, Gold, lost to Virginia Union, 21-6
 1980, Gold, defeated N.C. Central, 37-0
 1991, Heritage, lost to Alabama State, 36-13
 2015, Celebration, defeated Alcorn State, 41-34
 2017, Celebration, defeated Grambling, 21-14
 2018, Celebration, defeated Alcorn State, 24-22
 2019, Celebration, defeated Alcorn State, 64-44

FCS PLAYOFF GAMES

| Yr. | Round | Opp. | Result |
|------|----------|------------------|----------|
| 1986 | Quarters | Ga. Southern | L, 52-21 |
| 1992 | First | The Citadel | L, 44-0 |
| 1999 | First | Tennessee St. W. | L, 24-10 |
| 1999 | Quarters | Youngstown St. | L, 41-3 |
| 2003 | First | Wofford | L, 31-0 |
| 2016 | First | Richmond | L, 39-10 |

A&T HEAD COACHES MOST WINS

| | |
|----------------------------|-----|
| 1. Bill Hayes, 1988-02 | 106 |
| 2. Rod Broadway, 2011-17 | 59 |
| 3. Bert Pigott, 1957-67 | 58 |
| 4. William Bell, 1946-56 | 54 |
| 4. Hornsby Howell, 1968-76 | 54 |

A&T HEAD COACHES MOST YEARS

| | |
|----------------------------|----|
| 1. Bill Hayes, 1988-02 | 15 |
| 2. William Bell, 1946-56 | 11 |
| 3. Bert Pigott, 1957-67 | 11 |
| 4. Hornsby Howell, 1968-76 | 9 |
| 5. Rod Broadway, 2011-17 | 7 |

BEST WINNING PCT. (at least 30 games)

| | |
|-------------------|-----------------|
| 1. Rod Broadway | 59-22 (.728) |
| 2. Sam Washington | 31-15 (.674) |
| 3. Inman Breau | 20-11-1 (.645) |
| 4. Bill Hayes | 106-64 (.624) |
| 5. Hornsby Howell | 54-34-4 (.614) |
| 6. Bert Pigott | 58-40-4 (.592) |
| 7. L.P. Byarm | 33-23-10 (.589) |

CONFERENCE CHAMPIONSHIPS

| Yr. | Record | Coch | Conference |
|------|--------|------------|------------|
| 1927 | 8-1 | Byarm | CIAA |
| 1950 | 7-2-1 | Bell | CIAA |
| 1958 | 7-2 | Pigott | CIAA |
| 1959 | 7-2 | Pigott | CIAA |
| 1964 | 6-3-1 | Pigott | CIAA |
| 1975 | 8-3 | Howell | MEAC |
| 1986 | 9-3 | Forte | MEAC |
| 1991 | 9-3 | Hayes | MEAC |
| 1992 | 9-3 | Hayes | MEAC |
| 1999 | 11-2 | Hayes | MEAC |
| 2003 | 10-3 | Small | MEAC |
| 2014 | 9-3 | Broadway | MEAC |
| 2015 | 9-3 | Broadway | MEAC |
| 2017 | 12-0 | Broadway | MEAC |
| 2018 | 10-2 | Washington | MEAC |
| 2019 | 9-3 | Washington | MEAC |

THE LAST TIME

The Last Time A&T...

shut out its opponent: N.C. Central, 54-0 (11/23/19)
rushed for 300 yards: 300 vs. B-CU (11/16/19)
rushed for 400 yards: 410 at Norfolk State (10/05/19)
rushed for 500 yards: N/A
Team Had 50 Rushing Attempts: 50 vs. B-CU (11/16/19)
Team Had 60 Rushing Attempts: 60 at Florida A&M (10/26/13)
had less than 25 rushes: 23 at Kennesaw State (10/16/21)
had 0-50 yards rushing: 31 at Kennesaw State (10/16/21)
had 50-100 yards rushing: 74 vs. Delaware (9/14/2024)
attempted less than 10 passes: 8 at UAB (8/31/23)
attempted between 40-49 passes: 46 at FAMU (10/20/19)
attempted more than 50 passes: N/A
completed less than five passes: 2 at UAB (8/31/23)
had less than 50 yards passing: 37 vs. Richmond (10/21/23)
completed between 25-29 passes: 29 at FAMU (10/20/19)
completed more than 30 passes: N/A
passed for 300 yards: 364 vs. Alcorn St. (12/21/19)
passed for 400 yards: N/A
had less than 100 yards of total offense: 41 vs. S.C. State (11/22/08)
had less than 200 yards of total offense: 145 vs. Richmond (10/21/23)
had 500 yards of total offense: 501 vs. Towson (11/4/23)
had 600 yards of total offense: N/A
had 700 yards of total offense: N/A
had less than 10 first downs: 8 vs. Villanova (10/7/23)
had 30 first downs: 30 vs. Florida A&M (11/29/16)
did not punt: vs. RMU (10/2/21)
punted 10 times: 10 vs. Jacksonville State (8/25/18)
had between 4-10 turnovers: 5 at Delaware State (10/18/14)
lost five fumbles: 6 vs. VU of Lynchburg (9/3/11)
threw three interceptions: 3 at NCCU (9/21/24)
threw five interceptions: 5 at Delaware State (9/7/85)
was not penalized: N/A
was penalized 10 times: 13 vs. Norfolk State (11/5/22)
accumulated 100 yards in penalties: 115 vs. Norfolk State (11/5/22)
scored 50-59 points: 54 vs. NCCU (11/23/19)
scored 60-69 points: 64 vs. Alcorn St. (12/21/19)
scored 70+ points: 77 vs. West Virginia State (9/8/12)
trailed after three quarters, but rallied to win: trailed at Charleston Southern 14-6 but rallied to win 27-21 (9/14/19)
came from 10 points behind on the road to win: trailed at Charleston Southern 14-0 but rallied to win 27-21 (9/14/19)
had possession of time of more than 40 minutes: 40:48 vs. S.C. State (11/10/12)
scored four touchdowns in a quarter: 4 vs. Bethune-Cookman (10/15/16)
ran 80 plays in a game: 80 vs. Grambling State (12/16/17)
did not fumble: vs. NCCU (11/23/19)
did not fumble and the opponent did not fumble: vs. Elon (8-31-19)

had back-to-back games without a fumble: at NCCU and vs. Alcorn State (12/8-15/18)
recovered an onside kick: at NCCU (9/21/24)
recovered two onside kicks N/A

The Last Time An Aggie...

had 25 carries in a game: 26 by Wesley Graves vs. WSSU (9/7/24)
had 30 carries in a game: 36 by Tarik Cohen vs. Norfolk State (10/10/15)
ran for 100-149 yards: 132 by Shimique Blizzarrd vs. William & Mary (11/2/24)
ran for 150-199 yards: 199 by Jah-Maine Martin at Norfolk State (10/5/19)
ran for 200+yards: 256 by Bhayshul Tuten vs. Campbell (10/29/22)
had a 50-74 yard scoring run: 65 by Kevn White at Norfolk State (9/30/23)
had a 50-yard non-scoring run: 53 by Kenji Christian at NCCU (9/21/24)
had a 75-yard or more scoring run: 75 by Jah-Maine Martin vs. Alcorn St. 12/21/19)
had two players rush for 100 yards: by Kenji Christian (118) and Kevin White (115) at Norfolk State (9/30/23)
had an 80-yard scoring run: 84 by Jah-Maine Martin at Charleston Southern (9/14/19)
quarterback rushed for 100 yards: 115 by Kevin White at Norfolk State (9/30/23)
rushed for 100 yards and threw for 200 yards: 101 yards rushing, 202 passing by Connell Maynor vs. Morgan (9/19/92)
attempted 40 passes: 43 by Lamar Raynard vs. Grambling (12/16/17)
attempted 45 passes: 48 by Zachary Yeager vs. NCCU (9/3/22)
completed 25 passes: 26 by Marshal Glenn vs. S.C. State (11/19/05)
completed 30 passes: N/A
passed for 300 yards: 364 by Kylil Carter vs. Alcorn St. (12/21/19)
passed for 400 yards: N/A
threw 3 scoring passes: 3 by Justin Fomby at SCSU (9/29/24)
threw 4 scoring passes: 4 by Lamar Raynard vs. Del State (10/7/17)
threw 5+ scoring passes: 6 by Kylil Carter vs. Alcorn St. (12/21/19)
player threw a 75-yard TD pass: 75 by Kevin White to Kenji Christian at Hampton (10/28/23)
quarterback came off the bench to lead team to win: Kylil Carter at ECU (9/2/18), came off the bench to replace starter Lamar Raynard
had 50 plays running and passing: 50 by Kwashuan Quick (33 pass attempts, 17 rush attempts) vs. Coastal Carolina (9/6/14)
Two Players with at Least 2 TDs Rushing: 2 each by Kevin White and Kenji Christian at Norfolk State (9/30/23)

THE LAST TIME

100-yard Rusher/100-yard Receiver: by Jah-Maine Martin (138 rushing) and Zachary Leslie (120 yards receiving) vs. Howard (10-26-19)

Rushing and Receiving Touchdown: (1-1) by Bhayshul Tuten vs. UNA (10/9/21)

100 Yards Rushing and Receiving (Same Player): Tarik Cohen at Kent State (133 rushing) and (125 receiving) (9/10/16)

Consecutive Completions: 16 by Connell Maynor vs. Winston-Salem St. (9-8-90)

had 50 plays running and passing: 54 by Kylil Carter at S.C. State (11/2/19)

caught 10 passes: 11 by Elijah Bell at S.C. State (11/2/19)

caught 15 passes: N/A

had 100 yards receiving: 104 by Zach Leslie at Gardner-Webb (11/19/22)

had 150 yards receiving: 178 by Elijah Bell vs. Del State (10/7/17)

had 200 yards receiving: 202 by Doug Brown vs. S.C. State (11/20/04)

Passing and Receiving Touchdown: by Tarik Cohen vs. Elon, 9-13-14

150-199 All-Purpose Yards: 186 by Kenji Christian (140 yards rushing, 46 receiving, 0 punt return yards, 0 yards kickoff return) vs. Towson (11/4/23)

200-plus All-Purpose Yards: 264 by Bhayshul Tuten (256 yards rushing, 8 receiving) vs. Campbell (10/29/22)

had two players gain 100 yards receiving: N/A

had 300 yards of total offense: 340 by Kylil Carter at S.C. State (11/2/19)

had 400 yards of total offense: by Kylil Carter vs. Alcorn State (460), (12/21/19)

scored three touchdowns: 3 by Kenji Christian vs. Towson (11/4/23)

scored four touchdowns: 4 by Jah-Maine Martin vs. Delaware State (9/26/19)

scored three touchdowns of 25 yards or more: 3 (74, 83, 73) by Tarik Cohen vs. Alcorn State (12/19/15)

ran for three touchdowns: 3 by Kenji Christian vs. Towson (11/4/23)

ran for four touchdowns: 4 by Jah-Maine Martin vs. Delaware State (9/26/19)

accounted for five touchdowns: 5 by Lamar Raynard (3 passing, 2 rushing) vs. S.C. State (9/27/18)

caught two touchdown passes: 2 by Ger-Cari Caldwell at SCSU (9/28/24)

caught three touchdown passes: 3 by Elijah Bell vs. Mars Hill (9/9/17)

caught four touchdown passes: N/A

caught three touchdown passes in a quarter: N/A

scored a touchdown in the final minute of regulation: Lamar Raynard, 1-yard run vs. Grambling with 38 sec. (12/16/17)

a non-quarterback completed a pass: Ernest Bush to Leroy Hill vs. Alcorn State for minus-6 yards (12/15/18)

a non-quarterback threw a touchdown pass: Tarik Cohen to Denzel Keyes for 6 yards at Norfolk State (10/10/15)

a non-quarterback threw a touchdown pass to a quarterback: Caleb Gabriel to Kwashaun Quick for 3 yards at Howard (9/27/14)

returned a kickoff for a touchdown: Aaron Harris, 100 yards at NCCU (9/21/24)

returned the opening kickoff for a touchdown: Aaron Harris, 100 yards at NCCU (9/21/24)

returned a punt for a touchdown: Kashon Baker, 78 yards vs. Gardner-Webb (9/8/18)

returned two punts for touchdowns: N/A

Caused Fumble & Recovered Fumble in Same Game: Ty Williams, Jr., vs. UAB (8/31/23)

Forced Fumble & Had INT in Same Game: Jeremy Taylor vs. SCSU (9-30-17)

Forced 2-plus Fumbles: 2 by Jeremy Taylor vs. SCSU (9-30-17)

returned an interception for a touchdown: 70 by Aaron Harris vs. Delaware (9/14/24)

returned a fumble for a touchdown: Julius Reynolds for 6 yards vs. Mars Hill (9/9/17)

recovered a fumble in the endzone for a touchdown: N/A

offensive lineman scored a touchdown: N/A

blocked punt: Jacob Roberts vs. Edward Waters (10/15/22)

blocked two punts in a game: Jalon Bethea vs. Florida A&M (10/13/18)

blocked three punts in a game: N/A

blocked a punt for a touchdown: Jacob Roberts vs. NCCU (9-25-21)...recovered by Jazir Staton in end zone.

blocked a field goal: Jacob Roberts vs. Gardner-Webb (11/20/21)

blocked an extra point: Henry Daniel vs. WSSU (9/7/24)

had a 60-yard punt: 60 by Caleb Brickhouse (8/31/23)

had a 70-yard punt: 76 by Spencer Gwynn vs. NCCU (11/25/54)

kicked a 50-yard field goal: Andrew Brown, 52, vs. WSSU (9/7/24)

kicked five field goals: Yannick Mathews, 5 at Elon (9/27/03)

kicked a game-winning field goal: Noel Ruiz. 52 yards vs. Elon with no time left (8/31/19)

scored a two-point conversion: Zach Leslie from Jalen Fowler at Duke (9/17/22)

had two interceptions: 2 by Chris Moseley vs. Howard (10/26/19)

had three interceptions: 3 by Mac McCain III at Morgan State (9/23/17);

scored on a safety: Team vs. Monmouth (10-30-21)

had two interceptions in the fourth quarter: N/A

defensive lineman scored a touchdown: N/A

had 20 or more tackles: 21 by Tim Johnson vs. Southern (10/1/94)

had three sacks: 3 by Jermaine McDaniel vs. Elon (8-31-19);

scored a safety: Kyn Howard vs. SCSU (10/2/19)

returned a block extra point for two points: N/A;

ran for a touchdown, caught a touchdown and threw a touchdown pass in the same game: N/A

2024 TOP 25 FCS POLLS

FCS STATS MEDIA POLL

| School | Rec. | Pts. | Last |
|--------------------|------|-------|------|
| 1. N. Dakota St. | 9-1 | 1,387 | 1 |
| 2. Montana State | 9-0 | 1,352 | 2 |
| 3. S. Dakota St. | 7-2 | 1,288 | 3 |
| 4. UC Davis | 8-1 | 1,213 | 4 |
| 5. South Dakota | 6-2 | 1,157 | 5 |
| 6. SE Missouri | 8-1 | 1,107 | 6 |
| 7. Montana | 7-2 | 1,009 | 8 |
| 8. UIW | 7-2 | 950 | 9 |
| 9. Idaho | 6-3 | 930 | 10 |
| 10. Mercer | 8-1 | 929 | 12 |
| 11. Rhode Island | 8-1 | 829 | 14 |
| 12. Villanova | 7-2 | 799 | 13 |
| 13. Richmond | 7-2 | 683 | 16 |
| 14. Tarleton State | 7-2 | 680 | 7 |
| 15. ACU | 6-3 | 650 | 17 |
| 16. Central Ark. | 6-3 | 447 | 11 |
| 17. Stony Brook | 7-2 | 444 | 20 |
| 18. Illinois State | 6-3 | 411 | 21 |
| 19. UT Martin | 6-3 | 349 | NR |
| 20. William & Mary | 6-3 | 290 | 24 |
| 21. North Dakota | 5-4 | 246 | 24 |
| 22. Western Car. | 5-4 | 160 | 24 |
| 23. Chattanooga | 5-4 | 158 | 18 |
| 24. Harvard | 6-1 | 153 | NR |
| 25. Duquesne | 6-2 | 102 | NR |

Others Receiving Votes: Jackson State (7-2, 5-0 SWAC), 89; North Carolina Central (6-3, 2-1 MEAC), 74; ETSU (5-4, 3-2 SoCon), 61; Northern Arizona (5-4, 3-2 Big Sky), 55; Stephen F. Austin (6-3, 4-2 Southland), 54; South Carolina State (6-2, 2-0 MEAC), 48; Dartmouth (6-1, 3-1 Ivy), 37; Drake (6-1, 5-0 Pioneer), 28; Southeastern Louisiana (5-5, 4-1 Southland), 13; Tennessee State (6-3, 3-2 Big South-OVC), 12; Southern Utah (4-5, 3-2 UAC), 3

AVCA FCS COACHES POLL

| School | Rec. | Pts. | Last |
|---------------------|------|------|------|
| 1. N. Dakota St. | 9-1 | 648 | 1 |
| 2. Montana State | 9-0 | 622 | 2 |
| 3. South Dakota St. | 7-2 | 599 | 3 |
| 4. UC Davis | 8-1 | 568 | 4 |
| 5. South Dakota | 6-2 | 523 | 5 |
| 6. SE Missouri St. | 8-1 | 493 | 6 |
| 7. Montana | 7-2 | 484 | 8 |
| 8. UIW | 7-2 | 452 | 10 |
| 9. Richmond | 7-2 | 411 | 12 |
| 10. Rhode Island | 8-1 | 372 | 14 |
| 11. Villanova | 7-2 | 368 | 13 |
| 12. Idaho | 6-3 | 357 | 11 |
| 13. Mercer | 8-1 | 348 | 16 |
| 14. Tarelton State | 7-2 | 320 | 7 |
| 15. Missouri State | 7-2 | 274 | 17 |
| 16. ACU | 6-3 | 249 | 18 |
| 17. Illinois State | 6-3 | 224 | 19 |
| 18. Stony Brook | 7-2 | 202 | 20 |
| 19. Central Ark. | 6-3 | 201 | 9 |
| 20. Jackson State | 7-2 | 144 | 23 |
| 21. William & Mary | 6-3 | 134 | 24 |
| 22. UT Martin | 6-3 | 99 | NR |
| 23. North Dakota | 5-4 | 83 | 15 |
| 24. Duquesne | 6-2 | 71 | NR |
| 25. Harvard | 6-1 | 27 | NR |

Others Receiving Votes: South Carolina St., 23; North Carolina Central, 22; Dartmouth, 18; Butler, 16; Stephen F. Austin, 15; Florida A&M, 14; Austin Peay, 11; Drake, 11; Columbia, 9; Western Carolina, 9; Chattanooga, 7; Northern Arizona, 7; Robert Morris, 6; Tennessee St., 4; Indiana St., 3; Lamar, 1; Southeastern Louisiana, 1.

BOXTOROW MEDIA

| School | Rec. | Pts. | Last |
|---------------------|------|------|------|
| 1. Jackson State | 7-2 | 207 | 2 |
| 2. S.C. State | 6-2 | 169 | 5 |
| 3. Florida A&M | 5-3 | 168 | 4 |
| 4. NCCU | 6-3 | 145 | 1 |
| 5. Tennessee State | 6-3 | 117 | 3 |
| 6. Alabama State | 5-3 | 86 | 8 |
| 7. Virginia Union | 7-2 | 69 | 9 |
| 8. Hampton | 5-4 | 57 | 7 |
| 9. Johnson C. Smith | 8-1 | 52 | 6 |
| 10. Southern | 5-4 | 44 | 10 |

Others receiving votes: Miles (7-2) 22, Morgan State (4-5) 10, Clark Atlanta (6-2-1) 3, Howard (4-5) 3, Alcorn State (4-5) 1, Fort Valley State (6-3) 1, Winston-Salem State (6-3) 1.

BOXTOROW COACHES' POLL

| School | Rec. | Pts. | Last |
|--------------------|------|------|------|
| 1. Jackson State | 7-2 | 171 | 2 |
| 2. S.C. State | 6-2 | 158 | 5 |
| 3. Florida A&M | 5-3 | 124 | 4 |
| 4. NCCU | 6-3 | 120 | 1 |
| 5. Tennessee State | 6-3 | 107 | 3 |
| 6. Alabama State | 5-3 | 82 | 7 |
| 7. Southern | 5-4 | 75 | 9 |
| 8. Hampton | 5-4 | 60 | 6 |
| 9. Howard | 4-5 | 30 | NR |
| 10. Morgan State | 4-5 | 26 | NR |

Others receiving votes: Alcorn State (4-5) 21, Bethune-Cookman (2-6) 8, Prairie View A&M (4-5) 5, Grambling (4-5) 2, Alabama A&M (3-5) 1, Texas Southern (3-5) 1.

A&T GRADUATES ARE STILL ON THE FIELD

The North Carolina A&T football team has 18 players who have already received their undergraduate degrees. The Aggies secondary is full of college graduates, leading the units on the team with six college graduates.

| Player | Pos. | Degree |
|-----------------------|------|--------------------------|
| Javon Armstrong-Grady | OLB | Kinesiology |
| Caleb Brickhouse | P | Business Administration* |
| Kellen Culberson | C | General Management^ |
| Henry Daniel | DE | Information Technology |
| DeAndre Dingle-Prince | DT | General Management& |
| Nicholas Dobson | TE | IECP# |
| Justin Fomby | QB | General Management+ |
| Wesley Graves | RB | Adult Education |
| Aaron Harris | CB | Liberal Studies |
| Jason Ivey | OL | Criminal Justice |
| Malich Jacobs | OLB | Liberal Studies |
| David Laney | S | Cybersecurity |
| Cameron Maddox | S | General Management! |
| Cesar Minarro | C | Information Technology |
| Wesley Misenheimer | S | Mechanical Engineering |
| Janaz Sumpter | CB | Political Science |
| Melik Ward | DE | AES@ |
| Ty Williams Jr. | SS | Liberal Studies |

* He is seeking his MBA; ^Graduated from Central Oklahoma & Graduated from Appalachian State
#Stands for Interdisciplinary Environmental Certification Program
+Graduated from Houston Christian; !Graduated from Dartmouth
@Stands for Agricultural & Environmental Sciences

A TEMPORARY BROWN OUT IS OVER

Andrew Brown came in as a freshman in 2021 and dazzled North Carolina A&T football fans with his ability to hit from long distance, including a 49-yarder against North Alabama. Brown made 10 of 16 field goals and 28 of 29 extra points. He also handled the Aggies kickoff duties. Brown returned for much of the same in 2022, making 14 of 19 field goals and 35 of 38 extra points. But during the offseason, while playing his first love, soccer, Brown sustained a knee injury that forced him to miss the 2023 season, leaving the kicking duties to East Carolina transfer Owen Daffer. But Brown is back in a big way for the Aggies. He already has connected from 51 and 52 yards this season, making him the first A&T kicker in program history with two career 50-yard field goals. His 52-yarder against Winston-Salem State tied a program record. Brown is 8 of 9 on field goals and 5-for-6 on extra points. He ranks second in the nation in field goals per game and 14th in field goal percentage (.889).

Career Field Goals Made

| | |
|------------------------------------|----|
| 1. Cody Jones (2013-16)..... | 42 |
| 2. Darren Dawkins (1998-00)..... | 40 |
| 3. Noel Ruiz (2017-19)..... | 37 |
| 4. Andrew Brown (2021-)..... | 35 |
| 5. Yonnick Matthews (2002-03)..... | 24 |
| 6. Luther Leak (1994-96)..... | 24 |
| 7. Carl Warren (1991-93)..... | 23 |
| 7. Aaron Herring (1980-83)..... | 23 |
| 9. Zach Cimaglia (2012)..... | 14 |
| 10. Pat Simcox (2001-02)..... | 11 |

2024 CAA STANDINGS

| | CAA | Overall |
|----------------|-----|---------|
| Rhode Island | 5-0 | 8-1 |
| Richmond | 5-0 | 7-2 |
| Villanova | 4-1 | 7-2 |
| Delaware | 4-1 | 7-1 |
| Stony Brook | 4-1 | 7-2 |
| William & Mary | 3-2 | 6-3 |
| New Hampshire | 3-2 | 5-4 |
| Towson | 2-3 | 4-5 |
| Hampton | 2-3 | 5-4 |
| Monmouth | 2-3 | 4-5 |
| Maine | 2-3 | 4-5 |
| Elon | 2-3 | 3-6 |
| Campbell | 1-4 | 3-6 |
| UAlbany | 1-4 | 3-6 |
| Bryant | 0-5 | 2-7 |
| N.C. A&T | 0-5 | 1-8 |

CAA SCHEDULE

Saturday, Nov. 2

Oklahoma 59, Maine 14
William & Mary 45, N.C. A&T 7
Villanova 20, Hampton 14
Rhode Island 37, Monmouth 28
New Hampshire 31, UAlbany 14
Richmond 35, Towson 24
Elon 50, Campbell 27

Saturday, Nov. 9

UAlbany at Stony Brook (FloFootball), 1 p.m.
Bryant at Maine (FloFootball), 1 p.m.
Rhode Island at Delaware (FloFootball), 1 p.m.
Elon at William & Mary (FloFootball), 1 p.m.
Hampton at Towson (FloFootball), 1 p.m.
Monmouth at New Hampshire (FloFootball), 1p.m.
N.C. A&T at Villanova (FloFootball), 1 p.m.
Campbell at Richmond (FloFootball), 3:30 p.m.

LEGACY PLAYERS

North Carolina A&T has a few legacy players on the team this season. Among those legacy players is redshirt freshman Jailen Hicks, a 6-foot-3, 190-pound running back out of Dudley High School. His father is another of A&T's all-time great running backs, Maurice Hicks. The elder Hicks left A&T in 2001 as its all-time leading rusher after playing only two seasons at A&T under head coach Bill Hayes after transferring in from Clemson. Maurice Hicks is now the third all-time leading rusher in A&T history. He spent six seasons in the NFL.

The other legacy on the team is sophomore cornerback Steven Davis II. Davis's father, Steven Davis, Sr., is one of the most successful high school coaches in the state of North Carolina. The senior is the head coach at nearby Dudley High School and has won five state championships and more than 225 games. Davis, Sr. came into the season with a .815 winning percentage. The son is second on the depth chart behind All-American Karon Prunty at corner. Davis the father played at football at A&T during the early 90's under head football coach Bill Hayes.

POSITION CHANGES

Melik Ward is in his sixth season at A&T after COVID took havoc on eligibility across college athletics. Ward came to North Carolina A&T as a defensive lineman before switching to fullback after his first season in Ag-gieland. In addition to playing fullback, Ward contributed on special teams throughout his career. But there is no use for a fullback in new offensive coordinator David Marsh's offense. Therefore, to earn time on the field, Ward went back to his roots. He decided to change positions and settled on the defensive end position and has contributed mightily to his new role.

Ward has played in all three games. He has made eight tackles and a half-sack. He has earned more playing time with Appalachian State transfer DeAndre Dingle-Prince, who did not play the previous game against Delaware.

1 — It is the number of first-time opponents the Aggies have on the schedule this season. The Aggies have not had a first-time opponent on the schedule 2019.

3 — It is the number of names the Aggies home stadium has had since 2019. The Aggies home facility was called Aggie Stadium for 38 years starting in 1981. The name was changed to BB&T Stadium before the 2019 season and later changed to Truist Stadium the following year.

3 — It is the the number of times the Aggies have failed to have 1,000 rusher since 2010. The Aggies failed to have a 1,000-yard rusher in 2012, 2021 and 2023.

3 — Three is the number of College Football Hall of Fame nominees that have an association with A&T. A&T's All-time winningest coach Bill Hayes and Rod Broadway, who has the best winning percentage at A&T were nominated as coaches. Current head coach Vincent Brown was nominated as a player from Mississippi Valley State.

4 — It is the number of HBCU's the Aggies have on the schedule this season, including WSSU, NCCU, S.C. State and Hampton.

6 — It is the number of future FBS opponenets the Aggies are shceduled to play over the next six years. Future games are subject to change for various reasons.

9 — It is the number of Division I transfers the Aggies secured during the offseason, including WR Thomas Brown (Butler), C Kellen Culberson (Central Oklahoma), OL RJ Adams (Georgia Tech), DE DeAndre Dingle-Prince (App State), RB Cameren Dalrymple (Navy), QB Noah Sanders (Delaware), QB Justin Fomby (Houston Christian), Cam Maddox (Dartmouth), Joshua Hardy (Boston College).

9 — It is the number of years that have gone by since the Aggies had someone record 100 tackles in a season. D'Vonte Grant had 102 in 2013.

11 — It is the number of true freshmen, who have earned playing time this season, including punter DJ Page, safety Tre Mittman, running back Daniel Coles, and inside linebacker Jayden Williams.

12 — It is the number of HBCU games the Aggies have played in since leaving the MEAC in 2019. The Aggies are 5-7 against HBCUs since leaving the MEAC, including a win over Winston-Salem State this season.

18 — The Aggies have 18 players on their current roster who have undergraduate degrees.

30 — Thirty is the number of newcomers on the Aggies roster this season, including 10 collegiate transfers and 20 true freshmen. Half of those freshmen have played during the 2024 season.

COLLEGE FOOTBALL HALL OF FAME NOMINEES HAVE AGGIE TIES

Two former North Carolina A&T head football coaching legends and the current head football coach have made their way on the 2025 ballot for consideration of making the College Football Hall of Fame, the National Football Foundation (NFF) & College Football Hall of Fame has announced. College football coaching legends and former Aggie head coaches **Bill Hayes** and **Rod Broadway** were among 34 coaches from the divisional ranks nominated, while current Aggies head coach **Vicent Brown**, a Mississippi Valley State University graduate, was among 101 former players from the divisional ranks nominated. The 2025 College Football Hall of Fame Class will be announced in early 2025, and specific details will be announced later. The 2025 College Football Hall of Fame Class will be officially inducted during the 67th NFF Annual Awards Dinner Presented by Las Vegas on Dec. 9, 2025, at the Bellagio Hotel & Resort.

Hayes won three MEAC titles (1991, '92, '99) at A&T, made two NCAA Division I-FCS playoff appearances, and is the program's all-time winningest coach with a 106-64-0 record. Hayes served as a collegiate head coach for 27 seasons, compiling a 195-104-2 record while winning six conference championships. His 195 wins are the most by any collegiate coach coaching exclusively at a North Carolina institution.

Broadway led the Aggies to a 12-0 record in 2017, making the Aggies the first Division I-FCS HBCU to go undefeated the entire season. Broadway finished his career with a 127-45 record, five black college national championships and six conference titles. He won CIAA coach of the year in 2006 and MEAC coach of the year in 2017.

Brown became A&T's head coach in 2023 after a solid career as an assistant college football coach and a successful NFL career. Before his NFL career, he attended MVSU starting in 1984. Nicknamed the "Undertaker," he was a 1987 first-team All-American, leading the NCAA in tackles in 1986 and 1987. He set the NCAA All-Divisions record with 570 career tackles. He was a two-time All-SWAC selection who led MVSU in tackles his last three seasons.

THE AGGIE SPORTS NETWORK

The Intercollegiate Department of Athletics at North Carolina A&T State University has many ways where A&T football can be seen and heeard. In July, A&T secured a significant one-year agreement with Sinclair Broadcasting Group, INC. This deal will bring all five of A&T's home football games at Truist Stadium to linear television, providing fans unprecedented access to the action The games will air on WMYV MyNetworkTV (<https://www.my48.tv/>). Fans can also find the games on cable channel 15, HD 1215, and over-the-air channel 48. Four of the five home games will air live, with only the Aggies' game against William & Mary on November 2 tape-delayed and scheduled to air at 6 p.m.

Sinclair's reach expands as far north as Patrick County (Va.) and south to Montgomery County (N.C.). It also extends as far west as Wilkes County (N.C.) and east to Alamance County (N.C.). The Aggies still maintain their agreement with FloSports through the Coastal Athletic Association (CAA). Spencer Turkin, a seasoned play-by-play commentator, and Daimeon Banks, an insightful analyst, will be the voices behind the FloSports stream and the television broadcast. In addition, to My48 and FloSports, the Aggies can be heard on the radio on 103.5 FM and 1400 AM The Light with Donal Ware handling play-by-play and Al Swann and Billy Covington providing the expertise. The games can also be heard on tobaccoroadsportsradio.com and Sirius XM with the same broadcast team providing the coverage.

FEATHERSTONE BECOMES A TV STAR

During the offseason, A&T safety Gregory Featherstone III earned a scholarship from the Chick-Fil-A College Football Hall of Fame worth \$5,000. The scholarship was in partnership with an initiative Chick-Fil-A and Kia are involved with to provide resources to preserve HBCUs and support the next generation of scholars. Featherstone has a better than 3.0 GPA and he has interest in Science, Technology ,Engineering and Mathematics .In addition to earning the scholarship, Featherstone also appeared in two Kia commercials with his parents. The commercials can be found on Kia's Instagram's page, [@kiausa](https://www.instagram.com/kiausa), where Featherstone and his parents talk about the benefits of choosing an HBCU. Featherstone discusses the importance of academics while mentioning his scholarship with Chick-Fil-A.

OFFENSIVE STARTING LINEUPS

| | | | | | | | | | | | |
|----------------|-------------|------------|------------------|--------------|--------------|-------------|---------------|-----------------|----------------|----------------|----------------|
| Opponent | QB | LT | LG | C | RG | RT | TE | RB | WR | WR | WR |
| at Wake Forest | White | Ivey | Stukes | Minarro | Sharpe | Adams | Dobson | Christian | Dillard | Caldwell | Veney |
| WSSU | QB White | LT Ivey | LG Stukes | C Minarro | RG Sharpe | RT Adams | TE Dobson | RB Christian | WR Dillard | WR Caldwell | WR Veney |
| Delaware | QB White | LT Ivey | LG Webb | C Stukes | RG Sharpe | RT Adams | TE Dobson | RB Graves | WR Dillard | TE George | WR Warrren |
| at NCCU | QB White | LT Ivey | LG Stukes | C Minarro | RG Sharpe | RT Adams | TE Dobson | RB Christian | WR Dillard | WR Warren | WR Caldwell |
| at SCSU | QB Fomby | LT Ivey | LG Stukes | C Minarro | RG Sharpe | RT Adams | TE Dobson | RB Blizzard | WR Caldwell | TE Rucker | WR Dillard |
| at Richmond | QB Fomby | LT Ivey | LG Wiggins | C Minarro | RG Sharpe | RT Adams | WR Veney | RB Dalrymple | WR Caldwell | WR Warren | WR Dillard |
| Hampton | QB Fomby | LT Ivey | LG Webb | C Minarro | RG Sharpe | RT Adams | TE Dobbins | RB Dalrymple | WR Caldwell | WR Dillard | WR Warren |
| at Campbell | QB Fomby | LT Ivey | LG Webb | C Minarro | RG Sharpe | RT Adams | TE Dobson | RB Dalrymple | WR Rucker | WR Dillard | WR Caldwell |
| William & Mary | QB Fomby | LT Ivey | LG Cunningham | C Minarro | RG Sharpe | RT Adams | TE Dobson | RB Dalrymple | WR Brown | TE George | WR Dillard |
| at Villanova | QB | LT | LG | C | RG | RT | TE | RB | WR | WR | WR |
| at Towson | QB | LT | LG | C | RG | RT | TE | RB | WR | TE | WR |
| Elon | QB | LT | LG | C | RG | RT | TE | RB | WR | WR | WR |

DEFENSIVE STARTING LINEUPS

| | | | | | | | | | | | |
|----------------|--------------|------------------|---------------|-----------------------|-----------------|----------------|------------------|-----------------|--------------------|---------------|---------------|
| Opponent | DE | NG | DE | JOKER | OLB | ILB | OLB | SS | FS | CB | CB |
| at Wake Forest | Daniel | Abraham | Dingle-Prince | Featherstone | David II | Moledor | Armstrong | Williams | Laney | Harris | Prunty |
| WSSU | DE Henry | NG Abraham | DE Allen | JOKER Maddox | OLB David II | ILB Moledor | OLB Armstrong | SS Williams | FS Laney | CB Sumpter | CB Prunty |
| Delaware | DE Daniel | NG Abraham | DE Ward | JOKER Featherstone | OLB David II | ILB Moledor | OLB Armstrong | SS Williams | FS Laney | CB Harris | CB Sumpter |
| at NCCU | DE Daniel | NG Broadhurst | DE Allen | JOKER Sumpter | OLB David II | ILB Moledor | OLB Dudley | SS Mittman | FS Laney | CB Harris | CB Prunty |
| at SCSU | DE Daniel | NG Broadhurst | DE Allen | JOKER Sumpter | OLB David II | ILB Moledar | OLB Dudley | SS Mittman | FS Laney | CB Harris | CB Prunty |
| at Richmond | DE Daniel | NG Broadhurst | DE Allen | JOKER Sumpter | OLB David II | ILB Moledor | OLB Dudley | SS Mittman | FS Laney | CB Harris | CB Prunty |
| Hampton | DE Daniel | NG Broadhurst | DE Allen | JOKER Dudley | OLB David II | ILB Moledor | OLB Grady | SS Mittman | FS Featherstone | CB Prunty | CB Harris |
| at Campbell | DE Daniel | NG Broadhurst | DE Allen | JOKER George | OLB Grady | ILB Moledor | OLB Jacobs | SS Kimbrough | FS Mittman | CB Prunty | CB Harris |
| William & Mary | DE Daniel | NG Broadhurst | DE Allen | JOKER Misenheimer | OLB George | ILB Jacobs | OLB Bullock | SS Kimbrough | FS Featherstone | CB Prunty | CB Harris |
| at Villanova | DE | NG | DE | JOKER | OLB | ILB | OLB | SS | FS | CB | CB |
| at Towson | DE | NG | DE | JOKER | OLB | ILB | OLB | SS | FS | CB | CB |
| Elon | DE | NG | DE | JOKER | OLB | ILB | OLB | SS | FS | CB | CB |



2024-25 N.C. A&T Football
Game Results
All games

Page 1/1
as of Nov 04, 2024

Team Results

| | Date | Opponent | | Score | Overall | Conf | Time | Attend |
|---|------------|-----------------------|------|-------|---------|------|------|--------|
| | 08/29/2024 | at Wake Forest | L | 13-45 | 0-1 | 0-0 | 3:17 | 29450 |
| | 09/07/2024 | Winston-Salem | Wot1 | 27-20 | 1-1 | 0-0 | 3:46 | 21500 |
| * | 09/14/2024 | Delaware | L | 13-42 | 1-2 | 0-1 | 4:07 | 11421 |
| | 09/21/2024 | at N.C. Central | L | 24-66 | 1-3 | 0-1 | 3:52 | 14400 |
| | 09/28/2024 | at South Carolina St. | L | 25-45 | 1-4 | 0-1 | 3:52 | 15126 |
| * | 10/05/2024 | at Richmond | L | 17-20 | 1-5 | 0-2 | 2:40 | 6246 |
| * | 10/19/2024 | Hampton | L | 17-59 | 1-6 | 0-3 | 3:28 | 23016 |
| * | 10/26/2024 | at Campbell | L | 7-21 | 1-7 | 0-4 | 2:59 | 5591 |
| * | 11/02/2024 | William & Mary | L | 7-45 | 1-8 | 0-5 | 2:50 | 7355 |



2024-25 N.C. A&T Football
Overall Team Statistics
All games

Page 1/2
as of Nov 04, 2024

Team Statistics

| | NCA&T | OPP |
|----------------------------------|----------------|----------------|
| Scoring | 150 | 363 |
| Points per game | 16.7 | 40.3 |
| Points Off Turnovers | 24 | 47 |
| First Downs | 166 | 203 |
| Rushing | 58 | 94 |
| Passing | 90 | 92 |
| Penalty | 18 | 17 |
| Rushing Yardage | 1117 | 1768 |
| Yards gained rushing | 1359 | 1944 |
| Yards lost rushing | 242 | 176 |
| Rushing attempts | 311 | 323 |
| Average per rush | 3.6 | 5.5 |
| Average per game | 124.1 | 196.4 |
| TDs Rushing | 7 | 27 |
| Passing Yardage | 1740 | 2294 |
| Comp-Att-Int | 164-281-11 | 160-251-4 |
| Average per pass | 6.2 | 9.1 |
| Average per catch | 10.6 | 14.3 |
| Average per game | 193.3 | 254.9 |
| TDs Passing | 8 | 18 |
| Total offense | 2857 | 4062 |
| Total plays | 592 | 574 |
| Average per play | 4.8 | 7.1 |
| Average per game | 317.4 | 451.3 |
| Kick returns: #-Yards | 36-741 | 17-308 |
| Punt returns: #-Yards | 5-83 | 10-107 |
| Int returns: #-Yards | 4-89 | 11-91 |
| Kick return average | 20.6 | 18.1 |
| Punt return average | 16.6 | 10.7 |
| Int return average | 22.3 | 8.3 |
| Fumbles-Lost | 12-7 | 6-2 |
| Penalties-Yards | 57-457 | 74-643 |
| Average per game | 50.8 | 71.4 |
| Punts-Yards | 41-1546 | 31-1402 |
| Average per punt | 37.7 | 45.2 |
| Net punt average | 34.6 | 40.0 |
| Kickoffs-Yards | 32-1835 | 65-3958 |
| Average per kick | 57.3 | 60.9 |
| Net kick average | 39.3 | 38.4 |
| Time of possession / game | 30:42 | 29:18 |
| 3rd-down conversion | 42/126 | 49/104 |
| 3rd-down pct | 33% | 47% |
| 4rd-down conversion | 12/23 | 9/14 |



2024-25 N.C. A&T Football
Overall Team Statistics
All games

Page 2/2
as of Nov 04, 2024

| | NCA&T | OPP |
|------------------------------------|--------------------|--------------------|
| 4rd-down pct | 52% | 64% |
| Sacks by-Yards | 15-104 | 25-142 |
| Misc Yards | 0 | 0 |
| Touchdowns scored | 17 | 50 |
| Field goals - attempts | 11-16 | 7-7 |
| On-Side kicks | 1-3 | 0-0 |
| Red-zone scores | (17-20) 85% | (34-40) 85% |
| Red-zone touchdowns | (11-20) 55% | (29-40) 73% |
| PAT-attempts | (13-14) 93% | (42-48) 88% |
| 2-point conversion-attempts | (1-3) 33% | (0-2) 0% |
| Attendance | 63292 | 70813 |
| Games / Avg per game | 4/15823 | 5/14163 |
| Neutral site games | - | 0/0 |

Score by Periods

| Team | 1st | 2nd | 3rd | 4th | OT | TOT |
|-----------|-----|-----|-----|-----|----|-----|
| N.C. A&T | 40 | 39 | 30 | 34 | 7 | 150 |
| Opponents | 90 | 80 | 106 | 87 | 0 | 363 |



2024-25 N.C. A&T Football
Opponent Match Highs
All games

Page 1/1
as of Nov 04, 2024

Opponent - Game Highs

| | | |
|------------------|------|------------------------------------|
| RUSHES | 40 | William & Mary (11/02/2024) |
| YARDS RUSHING | 286 | at Richmond (10/05/2024) |
| YARDS PER RUSH | 8.2 | at Richmond (10/05/2024) |
| TD RUSHES | 5 | Delaware (09/14/2024) |
| PASS ATTEMPTS | 41 | Delaware (09/14/2024) |
| PASS COMPLETIONS | 23 | Delaware (09/14/2024) |
| | 23 | at Wake Forest (08/29/2024) |
| YARDS PASSING | 372 | at N.C. Central (09/21/2024) |
| YARDS PER PASS | 12.8 | at N.C. Central (09/21/2024) |
| TD PASSES | 5 | at N.C. Central (09/21/2024) |
| TOTAL PLAYS | 79 | Delaware (09/14/2024) |
| TOTAL OFFENSE | 530 | at N.C. Central (09/21/2024) |
| YARDS PER PLAY | 8.3 | at N.C. Central (09/21/2024) |
| POINTS | 66 | at N.C. Central (09/21/2024) |
| SACKS BY | 5 | Delaware (09/14/2024) |
| FIRST DOWNS | 32 | Delaware (09/14/2024) |
| PENALTIES | 13 | at South Carolina St. (09/28/2024) |
| | 13 | at N.C. Central (09/21/2024) |
| PENALTY YARDS | 121 | at South Carolina St. (09/28/2024) |
| TURNOVERS | 3 | at South Carolina St. (09/28/2024) |
| PUNTS | 8 | Winston-Salem (09/07/2024) |
| PUNTING AVG | 57.7 | at Wake Forest (08/29/2024) |
| LONG PUNT | 75 | at Richmond (10/05/2024) |
| PUNTS INSIDE 20 | 2 | at Campbell (10/26/2024) |
| | 2 | at N.C. Central (09/21/2024) |
| | 2 | at Wake Forest (08/29/2024) |
| LONG PUNT RETURN | 73 | at Wake Forest (08/29/2024) |



2024-25 N.C. A&T Football Combined Team Statistics All games

Page 1/3
as of Nov 04, 2024

Team Results

| Date | Opponent | | Score | Att. |
|--------------|-----------------------|------|-------|-------|
| 08/29/2024 | at Wake Forest | L | 13-45 | 29450 |
| 09/07/2024 | Winston-Salem | Wot1 | 27-20 | 21500 |
| * 09/14/2024 | Delaware | L | 13-42 | 11421 |
| 09/21/2024 | at N.C. Central | L | 24-66 | 14400 |
| 09/28/2024 | at South Carolina St. | L | 25-45 | 15126 |
| * 10/05/2024 | at Richmond | L | 17-20 | 6246 |
| * 10/19/2024 | Hampton | L | 17-59 | 23016 |
| * 10/26/2024 | at Campbell | L | 7-21 | 5591 |
| * 11/02/2024 | William & Mary | L | 7-45 | 7355 |

Rushing

| Player | gp | att | gain | loss | net | avg | td | lg | avg/g |
|-------------------|----|-----|------|------|------|-------|----|----|-------|
| Shimique Blizzard | 9 | 64 | 290 | 11 | 279 | 4.4 | 2 | 34 | 31.0 |
| Cameren Dalrymple | 8 | 57 | 265 | 6 | 259 | 4.5 | 1 | 51 | 32.4 |
| Kenji Christian | 3 | 29 | 260 | 4 | 256 | 8.8 | 1 | 53 | 85.3 |
| Wesley Graves | 4 | 62 | 234 | 9 | 225 | 3.6 | 1 | 16 | 56.3 |
| Daniel Coles | 6 | 16 | 70 | 1 | 69 | 4.3 | 0 | 23 | 11.5 |
| Kevin White | 4 | 24 | 100 | 51 | 49 | 2.0 | 1 | 20 | 12.3 |
| Michael Godette | 1 | 6 | 25 | 5 | 20 | 3.3 | 0 | 12 | 20.0 |
| Jayvonne Dillard | 9 | 3 | 16 | 0 | 16 | 5.3 | 0 | 8 | 1.8 |
| Amonte Jones | 4 | 1 | 13 | 0 | 13 | 13.0 | 0 | 13 | 3.3 |
| Noah Sanders | 3 | 2 | 12 | 0 | 12 | 6.0 | 0 | 11 | 4.0 |
| Aaron Harris | 9 | 4 | 10 | 0 | 10 | 2.5 | 0 | 4 | 1.1 |
| Jamison Warren | 7 | 1 | 7 | 0 | 7 | 7.0 | 0 | 7 | 1.0 |
| Jailen Hicks | 3 | 6 | 12 | 5 | 7 | 1.2 | 0 | 5 | 2.3 |
| Mack David II | 7 | 1 | 2 | 0 | 2 | 2.0 | 0 | 2 | 0.3 |
| Braxton Thomas | 2 | 7 | 16 | 17 | -1 | -0.1 | 0 | 8 | -0.5 |
| Justin Fomby | 8 | 24 | 27 | 92 | -65 | -2.7 | 1 | 13 | -8.1 |
| Team | 9 | 3 | 0 | 41 | -41 | -13.7 | 0 | 0 | -4.6 |
| Total | 9 | 311 | 1359 | 242 | 1117 | 3.6 | 7 | 53 | 124.1 |
| Opponents | 9 | 323 | 1944 | 176 | 1768 | 5.5 | 27 | 66 | 196.4 |

Passing

| Player | gp | effic | comp-att-int | pct | yds | td | lg | avg/g |
|----------------|----|-------|--------------|------|------|----|----|-------|
| Justin Fomby | 8 | 114.9 | 108-187-8 | 57.8 | 1187 | 7 | 76 | 148.4 |
| Kevin White | 4 | 112.8 | 46-75-1 | 61.3 | 444 | 1 | 27 | 111.0 |
| Braxton Thomas | 2 | 77.7 | 9-17-1 | 52.9 | 74 | 0 | 16 | 37.0 |
| Laquan Veney | 8 | 97.0 | 1-2-1 | 50.0 | 35 | 0 | 35 | 4.4 |
| Total | 9 | 111.9 | 164-281-11 | 58.4 | 1740 | 8 | 76 | 193.3 |
| Opponents | 9 | 161.0 | 160-251-4 | 63.7 | 2294 | 18 | 64 | 254.9 |

Receiving

| Player | gp | no. | yds | avg | td | lg | avg/g |
|-----------------------|----|-----|------|------|----|----|-------|
| Ger-Carl Caldwell | 8 | 36 | 454 | 12.6 | 3 | 76 | 56.8 |
| Jayvonne Dillard | 9 | 25 | 312 | 12.5 | 0 | 43 | 34.7 |
| Anthony Rucker | 9 | 19 | 210 | 11.1 | 3 | 38 | 23.3 |
| Jamison Warren | 7 | 15 | 202 | 13.5 | 0 | 53 | 28.9 |
| Laquan Veney | 8 | 13 | 120 | 9.2 | 1 | 16 | 15.0 |
| Nicholas Dobson | 8 | 12 | 58 | 4.8 | 0 | 12 | 7.3 |
| Amonte Jones | 4 | 11 | 90 | 8.2 | 0 | 16 | 22.5 |
| Shimique Blizzard | 9 | 8 | 78 | 9.8 | 0 | 26 | 8.7 |
| Thomas Brown | 9 | 7 | 63 | 9.0 | 0 | 14 | 7.0 |
| Daniel Coles | 6 | 4 | 43 | 10.8 | 1 | 17 | 7.2 |
| Wesley Graves | 4 | 3 | 29 | 9.7 | 0 | 17 | 7.3 |
| Cameren Dalrymple | 8 | 3 | 28 | 9.3 | 0 | 15 | 3.5 |
| Cam Maddox | 3 | 1 | 16 | 16.0 | 0 | 16 | 5.3 |
| Kenji Christian | 3 | 1 | 12 | 12.0 | 0 | 12 | 4.0 |
| Antoine Bell | 3 | 1 | 2 | 2.0 | 0 | 2 | 0.7 |
| Elijah Kennedy | 3 | 1 | 5 | 5.0 | 0 | 5 | 1.7 |
| Jailen Hicks | 3 | 1 | 7 | 7.0 | 0 | 7 | 2.3 |
| Rory Jones-Amen-Hetep | 5 | 1 | -1 | -1.0 | 0 | 0 | -0.2 |
| Cortez Lane | 6 | 1 | 3 | 3.0 | 0 | 3 | 0.5 |
| Michael Godette | 1 | 1 | 4 | 4.0 | 0 | 4 | 4.0 |
| Total | 9 | 164 | 1735 | 10.6 | 8 | 76 | 192.8 |
| Opponents | 9 | 160 | 2278 | 14.2 | 18 | 64 | 253.1 |

Game Records

| Record | Overall | Home | Away | Neutral |
|----------------|---------|------|------|---------|
| ALL GAMES | 1-8 | 1-3 | 0-5 | 0-0 |
| CONFERENCE | 0-5 | 0-3 | 0-2 | 0-0 |
| NON-CONFERENCE | 1-3 | 1-0 | 0-3 | 0-0 |

Team Statistics

| | NCA&T | OPP |
|------------------------------------|--------------------|--------------------|
| First Downs | 166 | 203 |
| Rushing | 58 | 94 |
| Passing | 90 | 92 |
| Penalty | 18 | 17 |
| Rushing Yardage | 1117 | 1768 |
| Rushing attempts | 311 | 323 |
| Average per rush | 3.6 | 5.5 |
| Average per game | 124.1 | 196.4 |
| TDs Rushing | 7 | 27 |
| Passing Yardage | 1740 | 2294 |
| Comp-Att-Int | 164-281-11 | 160-251-4 |
| Average per pass | 6.2 | 9.1 |
| Average per catch | 10.6 | 14.3 |
| Average per game | 193.3 | 254.9 |
| TDs Passing | 8 | 18 |
| Total offense | 2857 | 4062 |
| Average per play | 4.8 | 7.1 |
| Average per game | 317.4 | 451.3 |
| Kick returns: #-Yards | 36-741 | 17-308 |
| Punt returns: #-Yards | 5-83 | 10-107 |
| Int returns: #-Yards | 4-89 | 11-91 |
| Fumbles-Lost | 12-7 | 6-2 |
| Penalties-Yards | 57-457 | 74-643 |
| Punts-Avg | 41-37.7 | 31-45.2 |
| Time of possession / game | 30:42 | 29:18 |
| 3rd-down conversion | 42/126 | 49/104 |
| 4rd-down conversion | 12/23 | 9/14 |
| PAT-attempts | (13-14) 93% | (42-48) 88% |
| 2-point conversion-attempts | (1-3) 33% | (0-2) 0% |

Interceptions

| Player | no. | yds | avg | td | lg |
|---------------|-----|-----|------|----|----|
| Aaron Harris | 1 | 70 | 70.0 | 1 | 70 |
| Janaz Sumpter | 1 | 2 | 2.0 | 0 | 2 |
| Karon Prunty | 1 | 15 | 15.0 | 0 | 15 |
| Tre Mittman | 1 | 2 | 2.0 | 0 | 2 |
| Total | 4 | 89 | 22.3 | 1 | 70 |
| Opponents | 11 | 91 | 8.3 | 1 | 21 |



2024-25 N.C. A&T Football Combined Team Statistics All games

Page 2/3
as of Nov 04, 2024

| Field Goals | | | | | | | | | | Punting | | | | | | | | | | | |
|--------------------------|-------|-------|-------|-------|-------|-------|-------|------|-----|------------------|---|------|-------|-------|-----|-------|-------|-----|-----|--|--|
| Player | fg | ptd | 01-19 | 20-29 | 30-39 | 40-49 | 50-59 | lg | blk | Player | no. | yds | avg | lg | tb | fc | int | 30+ | blk | | |
| Andrew Brown | 11-15 | 82.5 | 0-0 | 2-2 | 3-3 | 2-2 | 2-2 | 31 | 0 | 20 Pape | 10 | 1139 | 113.9 | 38 | 1 | 0 | 0 | 4 | 0 | | |
| Opponents | 7-7 | 100.0 | 0-0 | 2-2 | 2-2 | 2-2 | 1-1 | 30 | 0 | Team | 1 | 0 | 0.0 | 0 | 0 | 0 | 0 | 0 | 0 | | |
| Scoring | | | | | | | | | | Total | | | | | | | | | | | |
| Player | td | fg | kick | rush | rcv | pass | drop | saft | pts | Opponents | 31 | 1348 | 43.5 | 38 | 1 | 12 | 13 | 6 | 1 | | |
| Andrew Brown | - | 11-15 | 13-14 | - | - | - | - | - | 40 | Player | no. <th>yds</th> <th>avg</th> <th>td</th> <th>lg</th> <td colspan="5"></td> | yds | avg | td | lg | | | | | | |
| Ben-Carl Caldwell | 3 | - | - | - | - | - | - | - | 18 | 3 | 52 | 17.3 | 0 | 12 | | | | | | | |
| Anthony Rucker | 3 | - | - | - | - | - | - | - | 18 | Aaron Hama | 1 | 14 | 14.0 | 0 | 14 | | | | | | |
| Aaron Hama | 2 | - | - | - | - | - | - | - | 12 | Shimique Bissard | 1 | 27 | 27.0 | 0 | 27 | | | | | | |
| Shimique Bissard | 2 | - | - | - | - | - | - | - | 12 | Lequan Vincy | 3 | 33 | 11.0 | 0 | 33 | | | | | | |
| Justin Fambly | 1 | - | - | - | - | - | - | - | 6 | Total | 9 | 332 | 36.9 | 0 | 37 | | | | | | |
| Kenji Christian | 1 | - | - | - | - | - | - | - | 6 | Opponents | 10 | 107 | 10.7 | 2 | 73 | | | | | | |
| Wesley Graves | 1 | - | - | - | - | - | - | - | 6 | Kick Returns | | | | | | | | | | | |
| Lequan Vincy | 1 | - | - | - | - | - | - | - | 6 | Player | | | | | | | | | | | |
| Camron Dalrymple | 1 | - | - | - | - | - | - | - | 6 | Aaron Hama | 11 | 322 | 29.3 | 1 | 100 | | | | | | |
| Kevin White | 1 | - | - | - | - | - | - | - | 6 | Shimique Bissard | 8 | 141 | 17.6 | 0 | 27 | | | | | | |
| Daniel Calcia | 1 | - | - | - | - | - | - | - | 6 | Corice Lane | 3 | 32 | 10.7 | 0 | 20 | | | | | | |
| Jayvenne Ollard | - | - | - | - | - | - | - | - | 0 | Lequan Vincy | 3 | 33 | 11.0 | 0 | 33 | | | | | | |
| Total | 17 | 11-15 | 13-14 | 0 | 1 | 1 | 0 | 0 | 150 | Camron Dalrymple | 2 | 14 | 7.0 | 0 | 11 | | | | | | |
| Opponents | 50 | 7-7 | 42-48 | 0 | 0 | 0 | 0 | 0 | 351 | Daniel Calcia | 2 | 29 | 14.5 | 0 | 22 | | | | | | |
| Score by Periods | | | | | | | | | | David Lency | | | | | | | | | | | |
| Team | 1st | 2nd | 3rd | 4th | OT | TOT | | | | | Charles Oison | 1 | 5 | 5.0 | 0 | 5 | | | | | |
| N.C. A&T | 40 | 59 | 30 | 24 | 7 | 160 | | | | | Total | 38 | 741 | 19.5 | 1 | 100 | | | | | |
| Opponents | 50 | 50 | 106 | 37 | 0 | 243 | | | | | Opponents | 17 | 208 | 12.2 | 0 | 30 | | | | | |
| | | | | | | | | | | All Purpose | | | | | | | | | | | |
| Player | | | | | | | | | | g | rush | rec | pr | kr | lr | total | avg/g | | | | |
| Shimique Bissard | | | | | | | | | | 9 | 279 | 18 | 0 | 157 | 0 | 514 | 57.1 | | | | |
| Ben-Carl Caldwell | | | | | | | | | | 8 | 0 | 454 | 0 | 0 | 0 | 454 | 56.8 | | | | |
| Aaron Hama | | | | | | | | | | 9 | 10 | 0 | 14 | 222 | 70 | 416 | 46.2 | | | | |
| Jayvenne Ollard | | | | | | | | | | 9 | 18 | 312 | 0 | 0 | 0 | 330 | 36.4 | | | | |
| Camron Dalrymple | | | | | | | | | | 8 | 259 | 28 | 0 | 14 | 0 | 301 | 37.6 | | | | |
| Kenji Christian | | | | | | | | | | 3 | 288 | 12 | 0 | 0 | 0 | 298 | 99.3 | | | | |
| Wesley Graves | | | | | | | | | | 4 | 225 | 29 | 0 | 0 | 0 | 254 | 63.5 | | | | |
| Anthony Rucker | | | | | | | | | | 9 | 0 | 210 | 0 | 0 | 0 | 210 | 23.3 | | | | |
| Jamison Warren | | | | | | | | | | 7 | 7 | 202 | 0 | 0 | 0 | 209 | 29.9 | | | | |
| Lequan Vincy | | | | | | | | | | 8 | 0 | 122 | 37 | 0 | 0 | 209 | 26.1 | | | | |
| Corice Lane | | | | | | | | | | 6 | 0 | 5 | 0 | 141 | 0 | 146 | 24.0 | | | | |
| Daniel Calcia | | | | | | | | | | 6 | 59 | 42 | 0 | 29 | 0 | 141 | 23.5 | | | | |
| Amonte Jones | | | | | | | | | | 4 | 15 | 90 | 32 | 0 | 0 | 137 | 34.3 | | | | |
| Thomas Brown | | | | | | | | | | 0 | 0 | 62 | 0 | 0 | 0 | 62 | 7.0 | | | | |
| Nicholas Odean | | | | | | | | | | 0 | 0 | 58 | 0 | 0 | 0 | 58 | 7.3 | | | | |
| Kevin White | | | | | | | | | | 4 | 48 | 0 | 0 | 0 | 0 | 48 | 12.0 | | | | |
| Michael Sedotte | | | | | | | | | | 1 | 20 | 4 | 0 | 0 | 0 | 24 | 24.0 | | | | |
| David Lency | | | | | | | | | | 6 | 0 | 0 | 0 | 21 | 0 | 21 | 3.5 | | | | |
| Cam Hadden | | | | | | | | | | 3 | 0 | 18 | 0 | 0 | 0 | 18 | 6.0 | | | | |
| Karen Hunt | | | | | | | | | | 3 | 0 | 0 | 0 | 0 | 15 | 15 | 5.0 | | | | |
| Jalen Hicks | | | | | | | | | | 3 | 0 | 1 | 0 | 0 | 0 | 14 | 4.7 | | | | |
| Veeah Sanders | | | | | | | | | | 3 | 13 | 0 | 0 | 0 | 0 | 13 | 4.3 | | | | |
| Charles Oison | | | | | | | | | | 3 | 0 | 0 | 0 | 5 | 0 | 5 | 1.7 | | | | |
| Bilal Kennedy | | | | | | | | | | 3 | 0 | 5 | 0 | 0 | 0 | 5 | 1.7 | | | | |
| James Sumpter | | | | | | | | | | 0 | 0 | 0 | 0 | 0 | 0 | 0 | 0.0 | | | | |
| Huck David II | | | | | | | | | | 1 | 2 | 0 | 0 | 0 | 0 | 2 | 2.0 | | | | |
| Antoine Bell | | | | | | | | | | 1 | 0 | 2 | 0 | 0 | 0 | 2 | 0.7 | | | | |
| Tye Hillman | | | | | | | | | | 6 | 0 | 0 | 0 | 0 | 2 | 2 | 0.3 | | | | |
| Rory Jones/Andrew Hesteg | | | | | | | | | | 3 | 0 | 0 | 0 | 0 | 0 | 0 | 0.0 | | | | |
| Briston Thomas | | | | | | | | | | 2 | -1 | 0 | 0 | 0 | 0 | -1 | -0.5 | | | | |
| Justin Fambly | | | | | | | | | | 8 | -85 | 0 | 0 | 0 | 0 | -85 | -5.1 | | | | |
| Total | | | | | | | | | | 9 | 1117 | 1735 | 83 | 741 | 89 | 2765 | 416.3 | | | | |
| Opponents | | | | | | | | | | 9 | 1768 | 2278 | 107 | 308 | 91 | 4352 | 505.8 | | | | |
| Total Offense | | | | | | | | | | | | | | | | | | | | | |
| Player | | | | | | | | | | g | plays | rush | pass | total | | avg/g | | | | | |
| Justin Fambly | | | | | | | | | | 8 | 211 | -85 | 1187 | 1122 | | 140.3 | | | | | |
| Kevin White | | | | | | | | | | 4 | 99 | 49 | 444 | 493 | | 123.5 | | | | | |
| Shimique Bissard | | | | | | | | | | 9 | 64 | 219 | 0 | 283 | | 31.5 | | | | | |
| Camron Dalrymple | | | | | | | | | | 8 | 37 | 259 | 0 | 296 | | 37.4 | | | | | |
| Kenji Christian | | | | | | | | | | 3 | 29 | 250 | 0 | 279 | | 93.0 | | | | | |
| Wesley Graves | | | | | | | | | | 4 | 92 | 223 | 0 | 315 | | 78.8 | | | | | |
| Briston Thomas | | | | | | | | | | 2 | 14 | -1 | 4 | 17 | | 8.5 | | | | | |
| Daniel Calcia | | | | | | | | | | 6 | 16 | 89 | 0 | 105 | | 17.5 | | | | | |
| Lequan Vincy | | | | | | | | | | 8 | 2 | 0 | 53 | 55 | | 6.9 | | | | | |
| Michael Sedotte | | | | | | | | | | 1 | 6 | 20 | 0 | 26 | | 26.0 | | | | | |
| Jayvenne Ollard | | | | | | | | | | 9 | 1 | 18 | 0 | 19 | | 2.1 | | | | | |
| Amonte Jones | | | | | | | | | | 4 | 1 | 12 | 0 | 13 | | 3.3 | | | | | |
| Veeah Sanders | | | | | | | | | | 3 | 2 | 12 | 0 | 14 | | 4.7 | | | | | |
| Aaron Hama | | | | | | | | | | 9 | 4 | 10 | 0 | 14 | | 1.6 | | | | | |
| Jamison Warren | | | | | | | | | | 7 | 1 | 0 | 0 | 1 | | 0.1 | | | | | |
| Jalen Hicks | | | | | | | | | | 3 | 8 | 7 | 0 | 15 | | 5.0 | | | | | |
| Huck David II | | | | | | | | | | 1 | 1 | 2 | 0 | 3 | | 3.0 | | | | | |
| Total | | | | | | | | | | 9 | 932 | 1117 | 1740 | 3789 | | 517.4 | | | | | |
| Opponents | | | | | | | | | | 9 | 574 | 1705 | 2294 | 4482 | | 498.0 | | | | | |



2024-25 N.C. A&T Football
Combined Team Statistics
All games

Page 3/3
as of Nov 04, 2024

Team Defense

| # | Player | gp | Tackles | | | | Sacks | | Pass defense | | | Fumbles | | blkd | |
|-----------|-----------------------------|----|---------|-----|-----|---------|--------|-------|--------------|------|------|---------|----|------|-----|
| | | | ua | a | tot | tfl/yds | no-yds | | int-yds | brup | qbh | fr-yds | ff | kick | saf |
| 33 | Kade Moledor | 9 | 25 | 27 | 52 | 0.5-1 | . | . | . | 1 | . | . | . | . | . |
| 25 | Mack David II | 7 | 34 | 17 | 51 | 3.5-23 | 1-12 | . | . | . | . | . | . | . | . |
| 21 | Tre Mittman | 8 | 21 | 14 | 35 | 1-1 | . | . | 1-2 | . | . | . | . | . | . |
| 34 | Henry Daniel | 9 | 19 | 14 | 33 | 8-47 | 4-24 | . | . | . | 2 | . | 1 | 1 | . |
| 32 | Terrell Dudley | 8 | 20 | 8 | 28 | 1.5-1 | . | . | . | . | . | . | . | . | . |
| 4 | Aaron Harris | 9 | 22 | 3 | 25 | 2-3 | . | . | 1-70 | 6 | . | . | . | . | . |
| 7 | David Laney | 6 | 15 | 9 | 24 | . | . | . | . | 3 | . | . | . | . | . |
| 98 | Javon Armstrong-Grady | 9 | 17 | 7 | 24 | 4.5-12 | 2.5-9 | . | . | . | 2 | . | 1 | . | . |
| 58 | Christopher Allen Jr. | 9 | 9 | 14 | 23 | 3-4 | . | . | . | 1 | 2 | . | . | . | . |
| 9 | Janaz Sumpter | 9 | 14 | 7 | 21 | 1-1 | . | . | 1-2 | 3 | 2 | . | . | 1 | . |
| 30 | Gregory Featherstone III | 8 | 13 | 7 | 20 | . | . | . | . | 1 | . | . | . | . | . |
| 1 | Karon Prunty | 9 | 17 | 2 | 19 | 1-12 | 1-12 | 1-15 | 4 | . | . | . | . | . | . |
| 3 | Joshua Iseah | 9 | 7 | 10 | 17 | . | . | . | . | . | . | 1-0 | . | . | . |
| 93 | Kelvin Broadhurst, Jr. | 9 | 6 | 11 | 17 | 2-4 | . | . | . | . | 1 | . | . | . | . |
| 19 | Steven Davis II | 9 | 13 | 2 | 15 | . | . | . | . | . | . | . | . | . | . |
| 43 | Melik Ward | 6 | 2 | 12 | 14 | 0.5-1 | 0.5-1 | . | . | . | . | . | . | . | . |
| 42 | Malich Jacobs | 9 | 8 | 6 | 14 | . | . | . | . | . | . | . | . | . | . |
| 16 | Terien George | 9 | 5 | 9 | 14 | 1-8 | 1-8 | . | . | . | . | . | . | . | . |
| 27 | Jonathan Kimbrough-Campbell | 7 | 7 | 6 | 13 | 0.5-2 | . | . | . | 1 | . | . | . | . | . |
| 2 | Cam Maddox | 3 | 6 | 6 | 12 | 1-3 | . | . | . | . | . | . | . | . | . |
| 6 | Ty Williams Jr. | 3 | 7 | 5 | 12 | . | . | . | . | . | . | . | . | . | . |
| 37 | Mitchell Etheridge III | 7 | 4 | 4 | 8 | 1-7 | 1-7 | . | . | . | . | . | . | . | . |
| 96 | Christian Abraham | 9 | 3 | 5 | 8 | 0.5-0 | 0.5-0 | . | . | . | . | . | . | . | . |
| 0 | Josh Hardy | 7 | 5 | . | 5 | 3-27 | 3-27 | . | . | . | 2 | . | 1 | . | . |
| 44 | Jayden Williams | 9 | 2 | 3 | 5 | 0.5-4 | 0.5-4 | . | . | . | . | . | . | . | . |
| 50 | DeAndre Dingle-Prince | 2 | 1 | 3 | 4 | . | . | . | . | 1 | . | . | . | . | . |
| 38 | Wesley Misenheimer | 8 | 2 | 1 | 3 | . | . | . | . | . | . | 1-0 | . | . | . |
| 94 | Tyshon Bullock | 6 | 3 | . | 3 | 2-4 | . | . | . | . | . | . | . | . | . |
| 23 | Cameron Dalrymple | 8 | 2 | 1 | 3 | . | . | . | . | . | . | . | . | . | . |
| 22 | Daniel Coles | 6 | 3 | . | 3 | . | . | . | . | . | . | . | 1 | . | . |
| 13 | DeTerias Glover | 6 | 1 | 1 | 2 | . | . | . | . | . | . | . | . | . | . |
| 92 | Jelani King-Leverett | 6 | . | 2 | 2 | . | . | . | . | . | 1 | . | . | . | . |
| 12 | Rashaud Pernell | 5 | . | 2 | 2 | . | . | . | . | . | 1 | . | . | . | . |
| 8 | Khristian Taylor | 3 | 2 | . | 2 | . | . | . | . | . | . | . | . | . | . |
| 7 | Kenji Christian | 3 | 1 | . | 1 | . | . | . | . | . | . | . | . | . | . |
| 35 | Wesley Graves | 4 | 1 | . | 1 | . | . | . | . | . | . | . | . | . | . |
| 39 | Andrew Brown | 9 | 1 | . | 1 | . | . | . | . | . | . | . | . | . | . |
| 2 | Jamison Warren | 7 | 1 | . | 1 | . | . | . | . | . | . | . | . | . | . |
| 5 | Joshua Coleman | 4 | 1 | . | 1 | . | . | . | . | . | . | . | . | . | . |
| 40 | Ryan Tate-Walker | 3 | 1 | . | 1 | 1-2 | . | . | . | . | . | . | . | . | . |
| 18 | Corbin Wilson | 4 | 1 | . | 1 | . | . | . | . | . | . | . | . | . | . |
| Totals | | 9 | 322 | 218 | 540 | 39-167 | 15-104 | 4-89 | 21 | 13 | 2-0 | 4 | 2 | 0 | 0 |
| Opponents | | 9 | 372 | 196 | 568 | 51-189 | 25-142 | 11-91 | 28 | 17 | 7-24 | 8 | 2 | 0 | 0 |



2024-25 N.C. A&T Football
Individual Game Highs
All games

Page 1/1
as of Nov 04, 2024

N.C. A&T - Individual Game Highs

| | | |
|----------------------------|------|--|
| RUSHES | 26 | Wesley Graves vs Winston-Salem (09/07/2024) |
| YARDS RUSHING | 132 | Shimique Blizzard vs William & Mary (11/02/2024) |
| TD RUSHES | 1 | Shimique Blizzard vs William & Mary (11/02/2024) |
| | 1 | Cameren Dalrymple vs Hampton (10/19/2024) |
| | 1 | Justin Fomby at N.C. Central (09/21/2024) |
| | 1 | Shimique Blizzard at N.C. Central (09/21/2024) |
| | 1 | Wesley Graves vs Winston-Salem (09/07/2024) |
| | 1 | Kevin White vs Winston-Salem (09/07/2024) |
| | 1 | Kenji Christian at Wake Forest (08/29/2024) |
| LONG RUSH | 53 | Kenji Christian at N.C. Central (09/21/2024) |
| PASS ATTEMPTS | 40 | Justin Fomby at Campbell (10/26/2024) |
| PASS COMPLETIONS | 22 | Justin Fomby at Richmond (10/05/2024) |
| YARDS PASSING | 261 | Justin Fomby at Richmond (10/05/2024) |
| TD PASSES | 3 | Justin Fomby at South Carolina St. (09/28/2024) |
| LONG PASS | 76 | Justin Fomby at Richmond (10/05/2024) |
| RECEPTIONS | 8 | Anthony Rucker at Richmond (10/05/2024) |
| YARDS RECEIVING | 130 | Ger-Cari Caldwell at Richmond (10/05/2024) |
| TD RECEPTIONS | 2 | Anthony Rucker at Richmond (10/05/2024) |
| | 2 | Ger-Cari Caldwell at South Carolina St. (09/28/2024) |
| LONG RECEPTION | 76 | Ger-Cari Caldwell at Richmond (10/05/2024) |
| PUNTS | 6 | DJ Page vs Delaware (09/14/2024) |
| | 6 | Andrew Brown at Wake Forest (08/29/2024) |
| PUNTING AVG | 42.0 | DJ Page at N.C. Central (09/21/2024) |
| LONG PUNT | 58 | DJ Page vs Delaware (09/14/2024) |
| PUNTS INSIDE 20 | 3 | DJ Page vs Delaware (09/14/2024) |
| | 3 | Andrew Brown at Wake Forest (08/29/2024) |
| LONG PUNT RETURN | 37 | Laquan Veney vs Delaware (09/14/2024) |
| LONG KICKOFF RETURN | 100 | Aaron Harris at N.C. Central (09/21/2024) |
| TACKLES | 13 | Kade Moledor vs William & Mary (11/02/2024) |
| | 13 | Mack David II vs Delaware (09/14/2024) |
| SACKS | 2 | Henry Daniel at Campbell (10/26/2024) |
| TACKLES FOR LOSS | 3 | Henry Daniel at Campbell (10/26/2024) |
| | 3 | Henry Daniel at South Carolina St. (09/28/2024) |



2024-25 N.C. A&T Football
Overall Defense Statistics
All games

Page 1/2
as of Nov 04, 2024

Team Defense

| | | | Tackles | | | | Sacks | Pass defense | | | Fumbles | | blkd | |
|----|-----------------------------|----|---------|----|-----|---------|--------|--------------|------|-----|---------|----|------|-----|
| ## | Player | gp | ua | a | tot | tfl/yds | no-yds | int-yds | brup | qbh | fr-yds | ff | kick | saf |
| 33 | Kade Moledor | 9 | 25 | 27 | 52 | 0.5-1 | . | . | 1 | . | . | . | . | . |
| 25 | Mack David II | 7 | 34 | 17 | 51 | 3.5-23 | 1-12 | . | . | . | . | . | . | . |
| 21 | Tre Mittman | 8 | 21 | 14 | 35 | 1-1 | . | 1-2 | . | . | . | . | . | . |
| 34 | Henry Daniel | 9 | 19 | 14 | 33 | 8-47 | 4-24 | . | . | 2 | . | 1 | 1 | . |
| 32 | Terrell Dudley | 8 | 20 | 8 | 28 | 1.5-1 | . | . | . | . | . | . | . | . |
| 4 | Aaron Harris | 9 | 22 | 3 | 25 | 2-3 | . | 1-70 | 6 | . | . | . | . | . |
| 7 | David Laney | 6 | 15 | 9 | 24 | . | . | . | 3 | . | . | . | . | . |
| 98 | Javon Armstrong-Grady | 9 | 17 | 7 | 24 | 4.5-12 | 2.5-9 | . | . | 2 | . | 1 | . | . |
| 58 | Christopher Allen Jr. | 9 | 9 | 14 | 23 | 3-4 | . | . | 1 | 2 | . | . | . | . |
| 9 | Janaz Sumpter | 9 | 14 | 7 | 21 | 1-1 | . | 1-2 | 3 | 2 | . | . | 1 | . |
| 30 | Gregory Featherstone III | 8 | 13 | 7 | 20 | . | . | . | 1 | . | . | . | . | . |
| 1 | Karon Prunty | 9 | 17 | 2 | 19 | 1-12 | 1-12 | 1-15 | 4 | . | . | . | . | . |
| 3 | Joshua Iseah | 9 | 7 | 10 | 17 | . | . | . | . | . | 1-0 | . | . | . |
| 93 | Kelvin Broadhurst, Jr. | 9 | 6 | 11 | 17 | 2-4 | . | . | . | 1 | . | . | . | . |
| 19 | Steven Davis II | 9 | 13 | 2 | 15 | . | . | . | . | . | . | . | . | . |
| 16 | Terien George | 9 | 5 | 9 | 14 | 1-8 | 1-8 | . | . | . | . | . | . | . |
| 43 | Melik Ward | 6 | 2 | 12 | 14 | 0.5-1 | 0.5-1 | . | . | . | . | . | . | . |
| 42 | Malich Jacobs | 9 | 8 | 6 | 14 | . | . | . | . | . | . | . | . | . |
| 27 | Jonathan Kimbrough-Campbell | 7 | 7 | 6 | 13 | 0.5-2 | . | . | 1 | . | . | . | . | . |
| 2 | Cam Maddox | 3 | 6 | 6 | 12 | 1-3 | . | . | . | . | . | . | . | . |
| 6 | Ty Williams Jr. | 3 | 7 | 5 | 12 | . | . | . | . | . | . | . | . | . |
| 96 | Christian Abraham | 9 | 3 | 5 | 8 | 0.5-0 | 0.5-0 | . | . | . | . | . | . | . |
| 37 | Mitchell Etheridge III | 7 | 4 | 4 | 8 | 1-7 | 1-7 | . | . | . | . | . | . | . |
| 44 | Jayden Williams | 9 | 2 | 3 | 5 | 0.5-4 | 0.5-4 | . | . | . | . | . | . | . |
| 0 | Josh Hardy | 7 | 5 | . | 5 | 3-27 | 3-27 | . | . | 2 | . | 1 | . | . |
| 50 | DeAndre Dingle-Prince | 2 | 1 | 3 | 4 | . | . | . | 1 | . | . | . | . | . |
| 22 | Daniel Coles | 6 | 3 | . | 3 | . | . | . | . | . | . | 1 | . | . |
| 94 | Tyshon Bullock | 6 | 3 | . | 3 | 2-4 | . | . | . | . | . | . | . | . |
| 23 | Cameron Dalrymple | 8 | 2 | 1 | 3 | . | . | . | . | . | . | . | . | . |
| 38 | Wesley Misenheimer | 8 | 2 | 1 | 3 | . | . | . | . | . | 1-0 | . | . | . |
| 12 | Rashaud Pernell | 5 | . | 2 | 2 | . | . | . | . | 1 | . | . | . | . |
| 92 | Jelani King-Leverett | 6 | . | 2 | 2 | . | . | . | . | 1 | . | . | . | . |
| 13 | DeTerias Glover | 6 | 1 | 1 | 2 | . | . | . | . | . | . | . | . | . |
| 8 | Khristian Taylor | 3 | 2 | . | 2 | . | . | . | . | . | . | . | . | . |
| 5 | Joshua Coleman | 4 | 1 | . | 1 | . | . | . | . | . | . | . | . | . |
| 2 | Jamison Warren | 7 | 1 | . | 1 | . | . | . | . | . | . | . | . | . |
| 39 | Andrew Brown | 9 | 1 | . | 1 | . | . | . | . | . | . | . | . | . |
| 35 | Wesley Graves | 4 | 1 | . | 1 | . | . | . | . | . | . | . | . | . |
| 40 | Ryan Tate-Walker | 3 | 1 | . | 1 | 1-2 | . | . | . | . | . | . | . | . |
| 7 | Kenji Christian | 3 | 1 | . | 1 | . | . | . | . | . | . | . | . | . |
| 18 | Corbin Wilson | 4 | 1 | . | 1 | . | . | . | . | . | . | . | . | . |



2024-25 N.C. A&T Football
Overall Defense Statistics
All games

Page 2/2
as of Nov 04, 2024

| | | | Tackles | | | | Sacks | Pass defense | | | | Fumbles | | blkd | |
|----|-----------|----|---------|-----|-----|---------|--------|--------------|------|-----|--------|---------|------|------|--|
| ## | Player | gp | ua | a | tot | tfl/yds | no-yds | int-yds | brup | qbh | fr-yds | ff | kick | saf | |
| | Totals | 9 | 322 | 218 | 540 | 39-167 | 15-104 | 4-89 | 21 | 13 | 2-0 | 4 | 2 | 0 | |
| | Opponents | 9 | 372 | 196 | 568 | 51-189 | 25-142 | 11-91 | 28 | 17 | 7-24 | 8 | 2 | 0 | |



2024-25 N.C. A&T Football
Games Played
All games

Page 1/2
as of Nov 04, 2024

| ## | Player | GP-GS | WF | WSSU | UD | NCCU | SCSt | UR | Hamp | Campb | W&M |
|----|-----------------------------|-------|-------|-------|-------|-------|-------|-------|-------|-------|-------|
| 0 | Josh Hardy | 7/0 | XXX | XXX | XXX | XXX | XXX | XXX | XXX | ... | ... |
| 0 | Kevin White | 4/4 | START | START | START | START | ... | ... | ... | ... | ... |
| 1 | Ger-Cari Caldwell | 8/7 | START | START | XXX | START | START | START | START | START | ... |
| 1 | Karon Prunty | 9/8 | START | START | XXX | START | START | START | START | START | START |
| 2 | Cam Maddox | 3/0 | XXX | XXX | ... | ... | ... | XXX | ... | ... | ... |
| 2 | Jamison Warren | 7/4 | XXX | XXX | START | START | ... | START | START | XXX | ... |
| 3 | Amonte Jones | 4/0 | XXX | XXX | ... | XXX | XXX | ... | ... | ... | ... |
| 3 | Joshua Iseah | 9/2 | XXX | XXX | XXX | START | START | XXX | XXX | XXX | XXX |
| 4 | Justin Fomby | 8/5 | XXX | ... | XXX | XXX | START | START | START | START | START |
| 4 | Aaron Harris | 9/8 | START | START | START | XXX | START | START | START | START | START |
| 5 | Jayvonne Dillard | 9/8 | START | START | START | START | START | XXX | START | START | START |
| 5 | Joshua Coleman | 4/1 | XXX | ... | XXX | XXX | ... | START | ... | ... | ... |
| 6 | Antoine Bell | 3/0 | XXX | XXX | ... | ... | ... | ... | ... | ... | XXX |
| 6 | Ty Williams Jr. | 3/3 | START | START | START | ... | ... | ... | ... | ... | ... |
| 7 | David Laney | 6/5 | START | START | XXX | START | START | START | ... | ... | ... |
| 7 | Kenji Christian | 3/3 | START | START | ... | START | ... | ... | ... | ... | ... |
| 8 | Khristian Taylor | 3/0 | ... | ... | ... | XXX | ... | ... | ... | XXX | XXX |
| 8 | Charlie Dixon | 3/0 | ... | ... | ... | XXX | XXX | ... | XXX | ... | ... |
| 9 | Michael Carlock-Williams | 0/0 | ... | ... | ... | ... | ... | ... | ... | ... | ... |
| 9 | Janaz Sumpter | 9/3 | XXX | XXX | START | START | START | XXX | XXX | XXX | XXX |
| 10 | Noah Sanders | 3/0 | ... | ... | ... | XXX | ... | ... | XXX | XXX | ... |
| 11 | Laquan Veney | 8/3 | START | START | XXX | XXX | ... | START | XXX | XXX | XXX |
| 12 | Rashaud Pernel | 5/0 | ... | XXX | XXX | XXX | XXX | XXX | ... | ... | ... |
| 13 | DeTerias Glover | 6/0 | ... | XXX | ... | XXX | XXX | ... | XXX | XXX | XXX |
| 14 | Jaylen Roseboro | 2/0 | ... | ... | ... | XXX | ... | ... | ... | XXX | ... |
| 15 | Cortez Lane | 6/0 | ... | ... | ... | XXX | XXX | XXX | XXX | XXX | XXX |
| 16 | Terien George | 9/2 | XXX | XXX | XXX | XXX | XXX | XXX | XXX | START | START |
| 17 | Braxton Thomas | 2/0 | ... | ... | ... | XXX | ... | ... | ... | ... | XXX |
| 18 | Corbin Wilson | 4/0 | ... | ... | ... | XXX | XXX | ... | ... | XXX | XXX |
| 19 | Steven Davis II | 9/0 | XXX | XXX | XXX | XXX | XXX | XXX | XXX | XXX | XXX |
| 20 | Jamaal Purefory-Thaxton | 0/0 | ... | ... | ... | ... | ... | ... | ... | ... | ... |
| 21 | Tre Mittman | 8/5 | XXX | XXX | XXX | START | START | START | START | START | ... |
| 22 | Daniel Coles | 6/0 | XXX | XXX | XXX | XXX | ... | XXX | XXX | ... | ... |
| 23 | Cameren Dalrymple | 8/4 | XXX | XXX | ... | XXX | XXX | START | START | START | START |
| 24 | Jailen Hicks | 3/0 | ... | ... | ... | ... | ... | XXX | XXX | XXX | ... |
| 25 | Mack David II | 7/7 | START | START | START | START | START | START | START | ... | ... |
| 26 | Jay Haggins | 0/0 | ... | ... | ... | ... | ... | ... | ... | ... | ... |
| 27 | Jonathan Kimbrough-Campbell | 7/2 | XXX | XXX | ... | XXX | XXX | ... | XXX | START | START |
| 28 | Shimique Blizzard | 9/1 | XXX | XXX | XXX | XXX | START | XXX | XXX | XXX | XXX |
| 29 | Darius Headley | 0/0 | ... | ... | ... | ... | ... | ... | ... | ... | ... |
| 30 | Gregory Featherstone III | 8/5 | START | START | START | XXX | XXX | XXX | START | ... | START |
| 31 | Nick Caldwell | 0/0 | ... | ... | ... | ... | ... | ... | ... | ... | ... |
| 32 | Terrell Dudley | 8/5 | XXX | XXX | START | START | START | START | START | XXX | ... |
| 33 | Kade Moledor | 9/7 | START | START | START | START | XXX | START | START | START | XXX |
| 34 | Henry Daniel | 9/9 | START | START | START | START | START | START | START | START | START |
| 35 | Wesley Graves | 4/1 | XXX | XXX | START | XXX | ... | ... | ... | ... | ... |
| 36 | Michael Godette | 1/0 | ... | ... | ... | ... | ... | ... | ... | ... | XXX |
| 36 | Sincere Burnette | 0/0 | ... | ... | ... | ... | ... | ... | ... | ... | ... |
| 37 | Mitchell Etheridge III | 7/0 | XXX | XXX | XXX | ... | XXX | ... | XXX | XXX | XXX |
| 38 | Wesley Misenheimer | 8/1 | XXX | XXX | XXX | XXX | XXX | ... | XXX | XXX | START |
| 39 | Andrew Brown | 9/0 | XXX | XXX | XXX | XXX | XXX | XXX | XXX | XXX | XXX |
| 40 | Ryan Tate-Walker | 3/0 | ... | ... | ... | ... | XXX | XXX | XXX | ... | ... |
| 41 | Treston Ward | 0/0 | ... | ... | ... | ... | ... | ... | ... | ... | ... |
| 42 | Malich Jacobs | 9/2 | XXX | XXX | XXX | XXX | XXX | XXX | XXX | START | START |
| 43 | Melik Ward | 6/1 | XXX | XXX | START | XXX | XXX | ... | ... | ... | XXX |
| 44 | Jayden Williams | 9/0 | XXX | XXX | XXX | XXX | XXX | XXX | XXX | XXX | XXX |
| 45 | Asa Evans | 1/0 | ... | ... | ... | ... | ... | ... | ... | XXX | ... |
| 46 | DJ Page | 9/0 | XXX | XXX | XXX | XXX | XXX | XXX | XXX | XXX | XXX |
| 47 | Caleb Brickhouse | 0/0 | ... | ... | ... | ... | ... | ... | ... | ... | ... |
| 48 | Joshua George | 5/2 | XXX | XXX | START | ... | ... | ... | XXX | ... | START |



2024-25 N.C. A&T Football
Games Played
All games

Page 2/2
as of Nov 04, 2024

| ## | Player | GP-GS | WF | WSSU | UD | NCCU | SCSt | UR | Hamp | Campb | W&M |
|----|------------------------|-------|-------|-------|-------|-------|-------|-------|-------|-------|-------|
| 49 | Bryson Ruddy | 9/0 | XXX | XXX | XXX | XXX | XXX | XXX | XXX | XXX | XXX |
| 50 | DeAndre Dingle-Prince | 2/2 | START | START | ... | ... | ... | ... | ... | ... | ... |
| 51 | Jay Underwood | 0/0 | ... | ... | ... | ... | ... | ... | ... | ... | ... |
| 52 | R.J. Adams | 9/9 | START | START | START | START | START | START | START | START | START |
| 53 | Kaleb Culberson | 0/0 | ... | ... | ... | ... | ... | ... | ... | ... | ... |
| 54 | Damien Jackson | 6/0 | ... | ... | XXX | XXX | XXX | ... | XXX | XXX | XXX |
| 55 | Jonathan Cannon | 7/0 | XXX | ... | XXX | XXX | XXX | ... | XXX | XXX | XXX |
| 57 | Kellen Culberson | 3/1 | XXX | ... | ... | ... | ... | XXX | ... | ... | START |
| 58 | Christopher Allen Jr. | 9/7 | XXX | XXX | START | START | START | START | START | START | START |
| 59 | Korion Sharpe | 9/9 | START | START | START | START | START | START | START | START | START |
| 60 | Timothy Hammonds | 1/0 | ... | ... | ... | ... | ... | ... | ... | XXX | ... |
| 66 | Sterling Wiggins | 8/0 | XXX | XXX | XXX | ... | XXX | XXX | XXX | XXX | XXX |
| 67 | Calvin Cunningham | 3/1 | XXX | XXX | ... | ... | ... | ... | ... | ... | START |
| 68 | Cesar Minarro | 7/7 | START | START | ... | START | START | START | START | START | ... |
| 71 | Jodi Freeman | 0/0 | ... | ... | ... | ... | ... | ... | ... | ... | ... |
| 72 | Jacob Jenkins | 0/0 | ... | ... | ... | ... | ... | ... | ... | ... | ... |
| 73 | Spencer Webb | 8/4 | XXX | XXX | START | XXX | XXX | START | START | START | ... |
| 74 | Uriah Greene | 0/0 | ... | ... | ... | ... | ... | ... | ... | ... | ... |
| 76 | Noah Okoye | 1/0 | ... | ... | ... | XXX | ... | ... | ... | ... | ... |
| 77 | Jason Ivey | 9/9 | START | START | START | START | START | START | START | START | START |
| 78 | Paul Van Horn | 0/0 | ... | ... | ... | ... | ... | ... | ... | ... | ... |
| 79 | Brock Stukes | 5/5 | START | START | START | START | START | ... | ... | ... | ... |
| 80 | Thomas Brown | 9/2 | XXX | XXX | XXX | XXX | START | XXX | XXX | XXX | START |
| 81 | Derrick II | 7/0 | XXX | XXX | XXX | XXX | XXX | XXX | XXX | ... | ... |
| 82 | Anthony Rucker | 9/1 | XXX | XXX | XXX | XXX | XXX | XXX | XXX | START | XXX |
| 83 | Nicholas Dobson | 8/8 | START | START | START | START | START | ... | START | START | START |
| 85 | Jay Avery | 1/0 | ... | ... | ... | ... | XXX | ... | ... | ... | ... |
| 87 | Dejuan Mickens | 0/0 | ... | ... | ... | ... | ... | ... | ... | ... | ... |
| 88 | Elijah Kennedy | 3/0 | ... | ... | ... | XXX | ... | XXX | ... | XXX | ... |
| 89 | Rory Jones-Amen-Hetep | 5/0 | XXX | XXX | XXX | ... | XXX | ... | XXX | ... | ... |
| 90 | Tyrick Hall | 1/0 | ... | ... | ... | ... | ... | XXX | ... | ... | ... |
| 91 | Keon Webb | 0/0 | ... | ... | ... | ... | ... | ... | ... | ... | ... |
| 92 | Jelani King-Leverett | 6/0 | XXX | XXX | ... | ... | XXX | XXX | ... | XXX | XXX |
| 93 | Kelvin Broadhurst, Jr. | 9/5 | XXX | XXX | XXX | START | START | START | XXX | START | START |
| 94 | Tyshon Bullock | 6/1 | XXX | XXX | ... | XXX | ... | ... | XXX | XXX | START |
| 95 | Chris Kinsey | 1/0 | ... | ... | XXX | ... | ... | ... | ... | ... | ... |
| 96 | Christian Abraham | 9/4 | START | START | START | XXX | XXX | XXX | START | XXX | XXX |
| 97 | Giovanni Divers | 3/0 | XXX | XXX | ... | ... | XXX | ... | ... | ... | ... |
| 98 | Javon Armstrong-Grady | 9/5 | START | START | XXX | XXX | XXX | START | START | START | XXX |



2024-25 N.C. A&T Football Individual Statistics All games

Page 1/4
as of Nov 04, 2024

Rushing

| Player | gp | att | gain | loss | net | avg | td | lg | avg/g |
|-------------------|----------|------------|-------------|------------|-------------|------------|-----------|-----------|--------------|
| Shimique Blizzard | 9 | 64 | 290 | 11 | 279 | 4.4 | 2 | 34 | 31.0 |
| Cameren Dalrymple | 8 | 57 | 265 | 6 | 259 | 4.5 | 1 | 51 | 32.4 |
| Kenji Christian | 3 | 29 | 260 | 4 | 256 | 8.8 | 1 | 53 | 85.3 |
| Wesley Graves | 4 | 62 | 234 | 9 | 225 | 3.6 | 1 | 16 | 56.3 |
| Daniel Coles | 6 | 16 | 70 | 1 | 69 | 4.3 | 0 | 23 | 11.5 |
| Kevin White | 4 | 24 | 100 | 51 | 49 | 2.0 | 1 | 20 | 12.3 |
| Michael Godette | 1 | 6 | 25 | 5 | 20 | 3.3 | 0 | 12 | 20.0 |
| Jayvonne Dillard | 9 | 3 | 16 | 0 | 16 | 5.3 | 0 | 8 | 1.8 |
| Amonte Jones | 4 | 1 | 13 | 0 | 13 | 13.0 | 0 | 13 | 3.3 |
| Noah Sanders | 3 | 2 | 12 | 0 | 12 | 6.0 | 0 | 11 | 4.0 |
| Aaron Harris | 9 | 4 | 10 | 0 | 10 | 2.5 | 0 | 4 | 1.1 |
| Jamison Warren | 7 | 1 | 7 | 0 | 7 | 7.0 | 0 | 7 | 1.0 |
| Jailen Hicks | 3 | 6 | 12 | 5 | 7 | 1.2 | 0 | 5 | 2.3 |
| Mack David II | 7 | 1 | 2 | 0 | 2 | 2.0 | 0 | 2 | 0.3 |
| Charlie Dixon | 3 | 1 | 0 | 0 | 0 | 0.0 | 0 | 0 | 0.0 |
| Braxton Thomas | 2 | 7 | 16 | 17 | -1 | -0.1 | 0 | 8 | -0.5 |
| Justin Fomby | 8 | 24 | 27 | 92 | -65 | -2.7 | 1 | 13 | -8.1 |
| Team | 9 | 3 | 0 | 41 | -41 | -13.7 | 0 | 0 | -4.6 |
| Total | 9 | 311 | 1359 | 242 | 1117 | 3.6 | 7 | 53 | 124.1 |
| Opponents | 9 | 323 | 1944 | 176 | 1768 | 5.5 | 27 | 66 | 196.4 |

Passing

| Player | gp | effic | comp-att-int | pct | yds | td | lg | avg/g |
|------------------|----------|--------------|-------------------|-------------|-------------|-----------|-----------|--------------|
| Justin Fomby | 8 | 114.9 | 108-187-8 | 57.8 | 1187 | 7 | 76 | 148.4 |
| Kevin White | 4 | 112.8 | 46-75-1 | 61.3 | 444 | 1 | 27 | 111.0 |
| Braxton Thomas | 2 | 77.7 | 9-17-1 | 52.9 | 74 | 0 | 16 | 37.0 |
| Laquan Veney | 8 | 97.0 | 1-2-1 | 50.0 | 35 | 0 | 35 | 4.4 |
| Total | 9 | 111.9 | 164-281-11 | 58.4 | 1740 | 8 | 76 | 193.3 |
| Opponents | 9 | 161.0 | 160-251-4 | 63.7 | 2294 | 18 | 64 | 254.9 |

Receiving

| Player | gp | no. | yds | avg | td | lg | avg/g |
|-----------------------|----------|------------|-------------|-------------|-----------|-----------|--------------|
| Ger-Cari Caldwell | 8 | 36 | 454 | 12.6 | 3 | 76 | 56.8 |
| Jayvonne Dillard | 9 | 25 | 312 | 12.5 | 0 | 43 | 34.7 |
| Anthony Rucker | 9 | 19 | 210 | 11.1 | 3 | 38 | 23.3 |
| Jamison Warren | 7 | 15 | 202 | 13.5 | 0 | 53 | 28.9 |
| Laquan Veney | 8 | 13 | 120 | 9.2 | 1 | 16 | 15.0 |
| Nicholas Dobson | 8 | 12 | 58 | 4.8 | 0 | 12 | 7.3 |
| Amonte Jones | 4 | 11 | 90 | 8.2 | 0 | 16 | 22.5 |
| Shimique Blizzard | 9 | 8 | 78 | 9.8 | 0 | 26 | 8.7 |
| Thomas Brown | 9 | 7 | 63 | 9.0 | 0 | 14 | 7.0 |
| Daniel Coles | 6 | 4 | 43 | 10.8 | 1 | 17 | 7.2 |
| Wesley Graves | 4 | 3 | 29 | 9.7 | 0 | 17 | 7.3 |
| Cameren Dalrymple | 8 | 3 | 28 | 9.3 | 0 | 15 | 3.5 |
| Cam Maddox | 3 | 1 | 16 | 16.0 | 0 | 16 | 5.3 |
| Kenji Christian | 3 | 1 | 12 | 12.0 | 0 | 12 | 4.0 |
| Antoine Bell | 3 | 1 | 2 | 2.0 | 0 | 2 | 0.7 |
| Elijah Kennedy | 3 | 1 | 5 | 5.0 | 0 | 5 | 1.7 |
| Jailen Hicks | 3 | 1 | 7 | 7.0 | 0 | 7 | 2.3 |
| Rory Jones-Amen-Hetep | 5 | 1 | -1 | -1.0 | 0 | 0 | -0.2 |
| Cortez Lane | 6 | 1 | 3 | 3.0 | 0 | 3 | 0.5 |
| Michael Godette | 1 | 1 | 4 | 4.0 | 0 | 4 | 4.0 |
| Total | 9 | 164 | 1735 | 10.6 | 8 | 76 | 192.8 |
| Opponents | 9 | 160 | 2278 | 14.2 | 18 | 64 | 253.1 |

Punt Returns

| Player | no. | yds | avg | td | lg |
|------------------|-----------|------------|-------------|----------|-----------|
| Laquan Veney | 1 | 37 | 37.0 | 0 | 37 |
| Amonte Jones | 3 | 32 | 10.7 | 0 | 12 |
| Aaron Harris | 1 | 14 | 14.0 | 0 | 14 |
| Total | 5 | 83 | 16.6 | 0 | 37 |
| Opponents | 10 | 107 | 10.7 | 2 | 73 |

Interceptions

| Player | no. | yds | avg | td | lg |
|------------------|-----------|-----------|-------------|----------|-----------|
| Aaron Harris | 1 | 70 | 70.0 | 1 | 70 |
| Janaz Sumpter | 1 | 2 | 2.0 | 0 | 2 |
| Karon Prunty | 1 | 15 | 15.0 | 0 | 15 |
| Tre Mittman | 1 | 2 | 2.0 | 0 | 2 |
| Total | 4 | 89 | 22.3 | 1 | 70 |
| Opponents | 11 | 91 | 8.3 | 1 | 21 |

Kick Returns

| Player | no. | yds | avg | td | lg |
|-------------------|-----------|------------|-------------|----------|------------|
| Aaron Harris | 11 | 322 | 29.3 | 1 | 100 |
| Shimique Blizzard | 8 | 157 | 19.6 | 0 | 27 |
| Cortez Lane | 8 | 141 | 17.6 | 0 | 28 |
| Laquan Veney | 3 | 52 | 17.3 | 0 | 20 |
| Cameren Dalrymple | 2 | 14 | 7.0 | 0 | 12 |
| Daniel Coles | 2 | 29 | 14.5 | 0 | 23 |
| David Laney | 1 | 21 | 21.0 | 0 | 21 |
| Charlie Dixon | 1 | 5 | 5.0 | 0 | 5 |
| Total | 36 | 741 | 20.6 | 1 | 100 |
| Opponents | 17 | 308 | 18.1 | 0 | 30 |

Fumble Returns

| Player | no. | yds | avg | td | lg |
|--------------------|----------|-----------|------------|----------|-----------|
| Wesley Misenheimer | 1 | 0 | 0.0 | 0 | 0 |
| Joshua Iseah | 1 | 0 | 0.0 | 0 | 0 |
| Total | 2 | 0 | 0.0 | 0 | 0 |
| Opponents | 7 | 24 | 3.4 | 2 | 13 |



2024-25 N.C. A&T Football
Individual Statistics
All games

Page 2/4
as of Nov 04, 2024

Scoring

| | | | PAT | | | | | | |
|-------------------|----|-------|-------|------|-----|------|-----|-----|-----|
| Player | td | fg | kick | rush | rcv | pass | dxp | saf | pts |
| Andrew Brown | - | 11-16 | 13-14 | - | - | - | - | - | 46 |
| Ger-Cari Caldwell | 3 | - | - | - | - | - | - | - | 18 |
| Anthony Rucker | 3 | - | - | - | - | - | - | - | 18 |
| Aaron Harris | 2 | - | - | - | - | - | - | - | 12 |
| Shimique Blizzard | 2 | - | - | - | - | - | - | - | 12 |
| Justin Fomby | 1 | - | - | - | - | 1 | - | - | 6 |
| Kenji Christian | 1 | - | - | - | - | - | - | - | 6 |
| Wesley Graves | 1 | - | - | - | - | - | - | - | 6 |
| Laquan Veney | 1 | - | - | - | - | - | - | - | 6 |
| Cameren Dalrymple | 1 | - | - | - | - | - | - | - | 6 |
| Kevin White | 1 | - | - | - | - | - | - | - | 6 |
| Daniel Coles | 1 | - | - | - | - | - | - | - | 6 |
| Jayvonne Dillard | - | - | - | - | 1 | - | - | - | 2 |
| Total | 17 | 11-16 | 13-14 | 0 | 1 | 1 | 0 | 0 | 150 |
| Opponents | 50 | 7-7 | 42-48 | 0 | 0 | 0 | 0 | 0 | 363 |

Field Goals

| Player | fg | pct. | 01-19 | 20-29 | 30-39 | 40-49 | 50-99 | lg | blk |
|------------------|------------|--------------|------------|------------|------------|------------|------------|-----------|----------|
| Andrew Brown | 11-16 | 68.8 | 0-0 | 2-2 | 5-5 | 2-6 | 2-3 | 52 | 1 |
| Opponents | 7-7 | 100.0 | 0-0 | 2-2 | 2-2 | 2-2 | 1-1 | 50 | 0 |

FG Sequence

| Team Name | N.C. A&T | Opponents |
|--------------------|--------------|-----------|
| Wake Forest | (38),(51) | (31) |
| Winston-Salem | (52),40,(31) | |
| Delaware | (42),(42) | (41) |
| N.C. Central | (27),(36) | |
| South Carolina St. | (30) | (42) |
| Richmond | (26) | (33),(20) |
| Hampton | 52,45,(31) | (29) |
| Campbell | 49,40 | |
| William & Mary | | (50) |

Numbers in parentheses indicate field goal was made

Total Offense

| Player | g | plays | rush | pass | total | avg/g |
|-------------------|----------|------------|-------------|-------------|-------------|--------------|
| Justin Fomby | 8 | 211 | -65 | 1187 | 1122 | 140.3 |
| Kevin White | 4 | 99 | 49 | 444 | 493 | 123.3 |
| Shimique Blizzard | 9 | 64 | 279 | 0 | 279 | 31.0 |
| Cameren Dalrymple | 8 | 57 | 259 | 0 | 259 | 32.4 |
| Kenji Christian | 3 | 29 | 256 | 0 | 256 | 85.3 |
| Wesley Graves | 4 | 62 | 225 | 0 | 225 | 56.3 |
| Braxton Thomas | 2 | 24 | -1 | 74 | 73 | 36.5 |
| Daniel Coles | 6 | 16 | 69 | 0 | 69 | 11.5 |
| Laquan Veney | 8 | 2 | 0 | 35 | 35 | 4.4 |
| Michael Godette | 1 | 6 | 20 | 0 | 20 | 20.0 |
| Jayvonne Dillard | 9 | 3 | 16 | 0 | 16 | 1.8 |
| Amonte Jones | 4 | 1 | 13 | 0 | 13 | 3.3 |
| Noah Sanders | 3 | 2 | 12 | 0 | 12 | 4.0 |
| Aaron Harris | 9 | 4 | 10 | 0 | 10 | 1.1 |
| Jamison Warren | 7 | 1 | 7 | 0 | 7 | 1.0 |
| Jailen Hicks | 3 | 6 | 7 | 0 | 7 | 2.3 |
| Mack David II | 7 | 1 | 2 | 0 | 2 | 0.3 |
| Team | 9 | 0 | -41 | 0 | -41 | -4.6 |
| Total | 9 | 592 | 1117 | 1740 | 2857 | 317.4 |
| Opponents | 9 | 574 | 1768 | 2294 | 4062 | 451.3 |

Punting

| Player | no. | yds | avg | lg | tb | fc | i20 | 50+ | blk |
|------------------|-----------|-------------|-------------|-----------|----------|-----------|-----------|----------|----------|
| DJ Page | 30 | 1139 | 38.0 | 58 | 1 | 9 | 9 | 4 | 0 |
| Andrew Brown | 10 | 407 | 40.7 | 53 | 0 | 3 | 4 | 2 | 0 |
| Team | 1 | 0 | 0.0 | 0 | 0 | 0 | 0 | 0 | 1 |
| Total | 41 | 1546 | 37.7 | 58 | 1 | 12 | 13 | 6 | 1 |
| Opponents | 31 | 1402 | 45.2 | 75 | 4 | 8 | 8 | 9 | 0 |

Kickoffs

| Player | no. | yds | avg | tb | ob | retn | net | ydln |
|------------------|-----------|-------------|-------------|-----------|----------|-----------|-------------|-----------|
| Andrew Brown | 32 | 1835 | 57.3 | 8 | 3 | | | |
| Total | 32 | 1835 | 57.3 | 8 | 3 | 18 | 39.3 | 25 |
| Opponents | 65 | 3958 | 60.9 | 26 | 0 | 35 | 38.4 | 26 |



2024-25 N.C. A&T Football
Individual Statistics
All games

Page 3/4
as of Nov 04, 2024

All Purpose

| Player | g | rush | rcv | pr | kr | ir | total | avg/g |
|-----------------------|----------|-------------|-------------|------------|------------|-----------|-------------|--------------|
| Shimique Blizzard | 9 | 279 | 78 | 0 | 157 | 0 | 514 | 57.1 |
| Ger-Cari Caldwell | 8 | 0 | 454 | 0 | 0 | 0 | 454 | 56.8 |
| Aaron Harris | 9 | 10 | 0 | 14 | 322 | 70 | 416 | 46.2 |
| Jayvonne Dillard | 9 | 16 | 312 | 0 | 0 | 0 | 328 | 36.4 |
| Cameren Dalrymple | 8 | 259 | 28 | 0 | 14 | 0 | 301 | 37.6 |
| Kenji Christian | 3 | 256 | 12 | 0 | 0 | 0 | 268 | 89.3 |
| Wesley Graves | 4 | 225 | 29 | 0 | 0 | 0 | 254 | 63.5 |
| Anthony Rucker | 9 | 0 | 210 | 0 | 0 | 0 | 210 | 23.3 |
| Jamison Warren | 7 | 7 | 202 | 0 | 0 | 0 | 209 | 29.9 |
| Laquan Veney | 8 | 0 | 120 | 37 | 52 | 0 | 209 | 26.1 |
| Cortez Lane | 6 | 0 | 3 | 0 | 141 | 0 | 144 | 24.0 |
| Daniel Coles | 6 | 69 | 43 | 0 | 29 | 0 | 141 | 23.5 |
| Amonte Jones | 4 | 13 | 90 | 32 | 0 | 0 | 135 | 33.8 |
| Thomas Brown | 9 | 0 | 63 | 0 | 0 | 0 | 63 | 7.0 |
| Nicholas Dobson | 8 | 0 | 58 | 0 | 0 | 0 | 58 | 7.3 |
| Kevin White | 4 | 49 | 0 | 0 | 0 | 0 | 49 | 12.3 |
| Michael Godette | 1 | 20 | 4 | 0 | 0 | 0 | 24 | 24.0 |
| David Laney | 6 | 0 | 0 | 0 | 21 | 0 | 21 | 3.5 |
| Cam Maddox | 3 | 0 | 16 | 0 | 0 | 0 | 16 | 5.3 |
| Karon Prunty | 9 | 0 | 0 | 0 | 0 | 15 | 15 | 1.7 |
| Jailen Hicks | 3 | 7 | 7 | 0 | 0 | 0 | 14 | 4.7 |
| Noah Sanders | 3 | 12 | 0 | 0 | 0 | 0 | 12 | 4.0 |
| Charlie Dixon | 3 | 0 | 0 | 0 | 5 | 0 | 5 | 1.7 |
| Elijah Kennedy | 3 | 0 | 5 | 0 | 0 | 0 | 5 | 1.7 |
| Janaz Sumpter | 9 | 0 | 0 | 0 | 0 | 2 | 2 | 0.2 |
| Mack David II | 7 | 2 | 0 | 0 | 0 | 0 | 2 | 0.3 |
| Antoine Bell | 3 | 0 | 2 | 0 | 0 | 0 | 2 | 0.7 |
| Tre Mittman | 8 | 0 | 0 | 0 | 0 | 2 | 2 | 0.3 |
| Rory Jones-Amen-Hetep | 5 | 0 | -1 | 0 | 0 | 0 | -1 | -0.2 |
| Braxton Thomas | 2 | -1 | 0 | 0 | 0 | 0 | -1 | -0.5 |
| Justin Fomby | 8 | -65 | 0 | 0 | 0 | 0 | -65 | -8.1 |
| Team | 9 | -41 | 0 | 0 | 0 | 0 | -41 | -4.6 |
| Total | 9 | 1117 | 1735 | 83 | 741 | 89 | 3765 | 418.3 |
| Opponents | 9 | 1768 | 2278 | 107 | 308 | 91 | 4552 | 505.8 |

