

VILLANOVA FOOTBALL GAME NOTES

GAMEDAY

Date	November 2, 2024
Time	1:00 PM
Venue	Armstrong Stadium
Capacity	12,500

LIVE COVERAGE

TV

FloFootball

Nathan Epstein (Play By Play)
Terrence Green (Analyst)

RADIO

Villanova Sports Radio Network

AM 1480, FM 102.5, FM 104.1 (Trenton)

Ryan Fannon (Play By Play)
Kevin Reilly (Analyst)

ALL-TIME SERIES

VILLANOVA LEADS 2-0

First Meeting	2003
First Villanova Win	2003 (41-6)
First Hampton Win	—

Last Meeting	2022
Last Villanova Win	2022 (24-10)
Last Hampton Win	—

Mark Ferrante vs. Hampton	1-0
Trent Boykin vs. Villanova	0-0

at Villanova	2-0
at Hampton	0-0
CAA Regular Season	1-0

Current Streak	W2 (2003-2022)
Longest Streak	W2 (2003-2022)

THE MATCHUP



VILLANOVA

Nickname	Wildcats
Conference	CAA Football
Record	6-2 (3-1 CAA)
Stats Perform FCS Poll	#13
AFCA FCS Coaches Poll	#13
Head Coach	Mark Ferrante
Career Record	53-31
Villanova Record	53-31
Location	Villanova, Pa.
Founded	1842
Enrollment	6,584
Colors	Blue and White



HAMPTON

Nickname	Pirates
Conference	CAA Football
Record	5-3 (2-2 CAA)
Stats Perform FCS Poll	n/a
AFCA FCS Coaches Poll	n/a
Head Coach	Trent Boykin
Career Record	9-20
Hampton Record	5-3
Location	Norfolk, Va.
Founded	1868
Enrollment	3,244
Colors	Royal Blue and White

VILLANOVA SCHEDULE

Date	Opponent	Location	Time/Result	Att.
8.29	(25/23) Youngstown State	Villanova, Pa.	W, 24-17	5,421
9.7	@ Colgate	Hamilton, N.Y.	W, 28-3	2,619
9.14	Towson (CAA)	Villanova, Pa.	W, 14-13	4,219
9.21	@ Maryland	College Park, Md.	L, 20-38	38,006
9.28	LIU	Villanova, Pa.	W, 24-10	6,111
10.5	(rv/rv) @ Stony Brook (CAA)	Stony Brook, N.Y.	W, 42-24	6,142
10.12	@ Maine (CAA)	Orono, Maine	L, 7-35	6,860
10.26	(rv/rv) New Hampshire (CAA)	Villanova, Pa.	W, 14-6	5,015
11.2	@ Hampton (CAA)	Hampton, Va.	1:00 PM	
11.9	North Carolina A&T (CAA)	Villanova, Pa.	1:00 PM	
11.16	@ Monmouth (CAA)	West Long Branch, N.J.	12:00 PM	
11.23	Delaware (CAA)	Villanova, Pa.	1:00 PM	

TONIGHT'S GAME

■ Villanova and Hampton meet for only the third time ever and the second time as CAA foes this Saturday when the Wildcats make their first ever trip to Armstrong Stadium for a 1 p.m. kickoff.

■ Villanova is 2-1 on the road against FCS teams this season, with the wins coming over Colgate (28-3) and Stony Brook (42-24). The Wildcats have posted a winning road record against FCS competition in nine of the past 11 seasons.

■ Villanova is coming off a 14-6 win over New Hampshire in a defensive struggle last week. Neither side of Wildcats could muster more than 260 yards of total offense, with Villanova outgaining their visitors by a 257-254 margin. The last time Villanova played a game in which neither team topped 260 total yards was on October 7, 2017 in a 31-0 win over Maine where the Black Bears actually outgained the Wildcats by a 227-219 margin. Saturday was also just the fifth win for Villanova in the last 24 games when it has scored below 20 points.

■ Starting linebackers **Shane Hartzell** and **Brendan Bell** each had monster games in the win over New Hampshire. Hartzell recorded a career-high 20 tackles — 13 in the first half alone — and was named Defensive Player of the Week for his performance by both CAA Football and Stats Perform. Bell had nine total stops versus UNH, including 4.5 tackles for loss which is the highest single-game TFL total for a Villanova player since Greg Miller had 5.5 TFL against Richmond on September 27, 2008. Bell also forced and recovered a fumble.

VILLANOVA FOOTBALL GAME NOTES

QUICK FACTS

Villanova University	
Location	Villanova, Pa.
Founded	1842
Enrollment	6,584
President	Rev. Peter M. Donohue, O.S.A.
Interim Athletic Director	Lynn Tighe
Colors	Blue and White
Nickname	Wildcats

Athletics History

Team National Championships	21
Individual National Champions	120
Team Conference Championships	129

Villanova Football

Affiliation	FCS
Conference	CAA Football
First Year	1894
All-Time Record	665-504-41 (.567)
Bowl Games	5
FCS Playoff Appearances	15
Last Playoff Appearance	2023
National Championships	1

Head Coach

Head Coach	Mark Ferrante
Years at Villanova	35
Years as Head Coach	Sixth Season
Career Record	53-31 (.631)

Stadium

Stadium	Villanova Stadium
Capacity	12,000
Surface	Astroplay (artificial grass)
Press Box Phone	610-519-5290
All-Time Record	268-112-5 (.703)

Award Winners

Walter Payton Awards	3
Jerry Rice Awards	1
First Team All-Americans	31
Major Confence Awards	21
All-Conference Honorees	342
Academic All-Americans	14
CAA Football Scholar-Athletes of the Year	4
Academic All-Conference Honorees	837

2024 Team Information

Offensive Formation	Multiple
Defensive Formation	Multiple
Letterwinners Returning	65
Letterwinners Lost	27
Offensive Starters Returning/Lost	6/5
Defensive Starters Returning/Lost	5/6
Specialists Returning/Lost	0/5
2023 Overall Record	10-3
2023 Conference Record	7-1

VILLANOVA NOTEBOOK

SETTING THE STAGE

- Villanova travels to Armstrong Stadium for the first time this Saturday when it takes on Hampton for a 1 p.m. kickoff. The game will be the third meeting all-time between the Wildcats and the Pirates. Saturday's contest will be broadcast on FloFootball with **Nathan Epstein** and **Terrence Green** in the booth, while the radio broadcast with **Ryan Fannon** and **Kevin Reilly** can be heard on the Villanova Sports Radio Network with the iHeart radio mobile app.

VILLANOVA UPDATE

- Villanova improved to 6-2 on the season and 3-1 in CAA Football action with a 14-6 win in a defensive struggle against New Hampshire last weekend. The conference standings are starting to take shape at the midpoint of league play, with the Wildcats currently one of five teams with fewer than two losses in the conference schedule. Villanova opened its CAA schedule with a 14-13 win over Towson on September 21, and since then has defeated Stony Brook (42-24) and fallen at Maine (35-7) in addition to the UNH game.

SCOUTING HAMPTON

- Hampton has averaged 48.0 points per game over its last three outings against Rhode Island, North Carolina A&T and Elon. Led by an offense that has scored 27 or more points in all but one game this season, the Pirates are 5-3 overall and 2-2 in conference games. Hampton is coming off a 41-21 win over Elon in its Homecoming game last week. The Pirates are in their third season as a CAA Football member and are 6-14 in league games since joining the conference.

SERIES STUFF

- Long before Villanova and Hampton became conference foes, they played each other for the first time ever in the 2003 season opener at Villanova Stadium. The Wildcats won that contest, 41-6, and amassed 520 yards of offense in the opening game of what would turn out to be a 7-4 season.
- The only other matchup between Villanova and the Pirates took place two years ago in Hampton's first year in CAA Football. It was also played at Villanova Stadium, on October 29, 2022, and resulted in a 24-10 Wildcats victory. Current Villanova quarterback **Connor Watkins** was in his first year as the starter under center that season and he had 291 yards of total offense in the win, including rushing for 130 yards and two scores.

ROAD WARRIORS

- Villanova has posted a winning road record against FCS competition in nine of the last 11 seasons (2014-24) and is 33-19 (.635) away from home against FCS foes in that span. In this week's game at Hampton, the Wildcats will be trying to bounce back from a road loss at Maine two weeks ago. Villanova had won its first two road games of the season versus FCS foes, including a non-conference win at Colgate (28-3) and a league win at Stony Brook (42-24) going into the bye week.

NEW HAMPSHIRE NUGGETS

- Last week's 14-6 win over New Hampshire was the first time that Villanova tallied a home win over UNH since the 2009 national championship season when VU posted a 46-7 win over the visiting Wildcats at Villanova Stadium. Between that game and last week's contest, UNH only came to the Main Line twice — in 2010 and 2018.

VILLANOVA FOOTBALL GAME NOTES

VILLANOVA NOTEBOOK

FIVE AND TEN

- Villanova is the only current CAA Football member to have won at least a share of two league titles over the **last five seasons**. Over these last five years (2020-24) the Wildcats have the highest winning percentage among the current CAA membership with a 34-15 (.694) mark, including a 23-9 record in regular season league games.
- Expanding the snapshot to the **last 10 seasons** (2015-24), Villanova is still one of just three CAA Football members (Richmond and William & Mary are the others) to have won at least a share of two league championships. Over the last 10 seasons the Wildcats are tied for the highest win total of any current league member and have posted an overall record of 68-40 (.630). Villanova has gone 44-28 in regular season CAA Football contests over the last 10 seasons.

CURRENT CAA FOOTBALL MEMBERSHIP

Last 5 Years: Winning Pct. (2020-24)

Villanova (34-15, .694)

Delaware (36-17, .679)

Richmond (33-16, .673)

Rhode Island (29-15, .659)

William & Mary (29-17, .630)

Last 10 Years: Winning Pct. (2015-24)

North Carolina A&T (64-37, .634)

Villanova (68-40, .630)

Richmond (68-43, .613)

Monmouth (60-44, .577)

Delaware (63-47, .573)

NATIONAL RECOGNITION FOR HARTZELL

- Senior linebacker **Shane Hartzell** was named the Stats Perform FCS Defensive Player of the Week to go along with earning CAA Football Defensive Player of the Week honors after his monster game against New Hampshire last week. Hartzell had a career high 20 tackles — including 13 stops in the first half alone — to go along with two tackles for loss and a quarterback hurry in the 14-6 win. Hartzell was credited with eight solo stops and 12 assisted tackles in the first 20-tackle performance by a Villanova player since 2021. Hartzell took over the team tackle lead this season with 75 total stops. He ranks third in CAA Football and 13th nationally with an average of 9.4 tackles per game.

BETTER (BELL)IEVE IT

- Fifth year linebacker **Brendan Bell** did something against New Hampshire last week that no Villanova player had done in the last 16 years. Bell had a career high 4.5 tackles for loss among his nine total stops in the 14-6 win over UNH. It is the most tackles for loss in one game by a Wildcat since September 27, 2008 when *Greg Miller* had 5.5 TFL against Richmond. Miller went on to be selected as a first team AFCA and Walter Camp All-American later that year. Bell had a huge game last week in the New Hampshire win, as he added to his 4.5 tackles for loss with a solo sack for a loss of 15 yards, as well as a forced fumble and a fumble recovery.

DEFENSIVE DOINGS

- Villanova and New Hampshire matched up in a defensive struggle last week. There was a stretch of more than 33 minutes of clock time (33:06) from the second through fourth quarters when no points were scored, and the Wildcats eventually came away with a hard-fought 14-6 victory. Villanova outgained New Hampshire by a slim 257-254 edge in yards of total offense. It was the first time that both the Wildcats and their opponents had below 260 yards of offense since October 7, 2017 against Maine. On that day, Maine outgained the Wildcats by a slim 227-219 margin, but Villanova tallied a 31-0 victory.

VILLANOVA UNIVERSITY

ABOUT THE SCHOOL

Since 1842, Villanova University's Augustinian Catholic intellectual tradition has been the cornerstone of an academic community in which students learn to think critically, act compassionately and succeed while serving others. There are more than 10,000 undergraduate, graduate and law students in the University's six colleges — the College of Liberal Arts and Sciences, the Villanova School of Business, the College of Engineering, the M. Louise Fitzpatrick College of Nursing, the College of Professional Studies and the Villanova University Charles Widger School of Law. Ranked among the nation's top universities, Villanova supports its students' intellectual growth and prepares them to become ethical leaders who create positive change everywhere life takes them.

VILLANOVA ATHLETICS

Villanova University has a long and storied athletics history defined by excellence both in competition and in the classroom. The Villanova Athletics Department is a community of student-athletes, coaches and staff whose primary focus is to achieve academic excellence, while striving to produce teams and individuals committed to athletic competition and outstanding performance. Villanova Athletics sponsors 24 varsity sports, which together include more than 500 student-athletes. In the classroom, these Villanova student-athletes have registered a grade-point average higher than a 3.0 for 42 consecutive semesters. Three Villanova student-athletes have been named Rhodes Scholars, with numerous others earning Academic All-America distinction. Villanova's athletics history includes 21 NCAA team national championships, as well as more than 100 conference championships. In addition, at least one Villanovan has participated in every Summer Olympics since 1948. Villanova is a member of the BIG EAST Conference, CAA Football, Coastal Athletic Association (Rowing) and Metro Atlantic Athletic Conference (Water Polo).

ACADEMICS

The GPA for more than 500 student-athletes during the Spring 2024 semester was 3.489, making it 13 straight semesters that student-athletes have had a GPA of 3.3 or higher. Success in the classroom has been across-the-board for Villanova Athletics, with every one of the 24 varsity sports programs posting a team GPA over a 3.0 in each of the last five semesters.

The most recent NCAA data to be released was the Academic Progress Rate (APR) update in June 2024 in which Villanova Athletics had 13 teams achieve a perfect 1000 score. Only seven Division I schools nationwide and four outside of the Ivy League had as many as 13 teams with a perfect 1000 score. Villanova's overall multi-year score rose one point to 997. The football team's score of 982 led all CAA schools.

VILLANOVA FOOTBALL GAME NOTES

TALE OF THE TAPE

VU	CATEGORY	HAMP
21.6	Scoring Offense	34.5
18.3	Scoring Defense	26.4
147	First Downs	176
141	First Downs Allowed	142
176.5	Rushing Yards/Game	205.3
139.8	Rushing Defense/Game	166.5
147.5	Passing Yards/Game	182.0
179.9	Passing Defense/Game	175.3
324.0	Total Offense/Game	387.3
319.6	Total Defense/Game	341.8
20.9	Kick Return Average	16.1
6.8	Punt Return Average	9.3
5-26-0	Interception Returns	6-19-1
54-454	Penalties-Yards	50-454
29:37	Time of Possession	32:05
39%	3rd Down Offense	48%
33%	3rd Down Defense	36%
43%	4th Down Offense	83%
54%	4th Down Defense	57%
80% (20-25)	Red Zone Offense	94% (31-33)
65% (17-26)	Red Zone Defense	81% (22-27)
8-7	Fumbles-Lost	7-4
+3	Turnover Margin	+5
44% (4-9)	Field Goals	88% (7-8)
100% (23-23)	PATs	94% (33-35)
11-87	Team Sacks	21-136
25-139	Sacks Allowed	11-44

VILLANOVA LEADERS

PASSING

Connor Watkins 1,068 (90-180-2, 8 TD)

RUSHING

David Avit 85-556 (5 TD)

Isaiah Ragland 61-357 (4 TD)

Connor Watkins 67-260 (3 TD)

RECEIVING

Devin Smith 24-306 (4 TD)

Jaylan Sanchez 19-260 (2 TD)

TACKLES

Shane Hartzell 75 (35-40; 4.5 TFL)

Brendan Bell 70 (37-33; 9.5 TFL)

Ethan Potter 52 (25-27; 2.0 TFL)

HAMPTON LEADERS

PASSING

Malcolm Mays 779 (72-101-1, 9 TD)

Chris Zellous 679 (72-110-3, 2 TD)

RUSHING

Elijah Burris 120-488 (4 TD)

Ja'Quan Snipes 59-366 (6 TD)

RECEIVING

Brennan Ridley 34-443 (3 TD)

Dorrian Moultrie 22-239 (1 TD)

TACKLES

Jordan White 46 (29-17; 1.5 TFL)

Corey Yeoman 45 (32-13; 7.0 TFL)

VILLANOVA NOTEBOOK

CATCHING UP WITH KOPECKY

■ One of the best stories on the Villanova roster this season has been the recent play of fifth year collegian **Lucas Kopecky**, who is in his first year of college football after playing four years for the Wildcats men's lacrosse team. Kopecky starred in both sports as a scholastic player at Montgomery (N.J.) High School, and in football he was a two-time all-conference and honorable mention all-state selection who set career and single-season school records for receiving yards.

■ Kopecky walked onto the football team this year and made his college football debut in the game against Big Ten and FCS foe Maryland on September 21. Beginning with that game, Kopecky has played in five straight contests and has recorded at least one catch in all five games. He scored his first collegiate touchdown on a 26-yard grab in the Stony Brook game on October 5, then followed that performance with four catches for 43 yards at Maine on October 19. Last week against New Hampshire, Kopecky earned his first start and scored his second touchdown with a 25-yard reception in the second quarter. His season totals are up to eight catches for 112 yards and the two scores.

■ During his undergraduate men's lacrosse career, Kopecky played in 40 games and tallied four goals, 36 ground balls, nine caused turnovers and 58 faceoff wins. He was listed as a midfielder but was a versatile player who the Wildcats used at nearly every spot on the field in his four seasons. Villanova was 35-23 during Kopecky's career and twice reached the BIG EAST Championship final.

WHERE HE RANKS

■ Entering play against Hampton this week, starting quarterback **Connor Watkins** holds the following career rankings in the Villanova record book:

CONNOR WATKINS RANKINGS IN THE VILLANOVA RECORD BOOK

Category	Statistic	Ranking	Next Up
Yards Per Attempt	8.56	1st	—
Yards Per Completion	15.61	1st	—
Passing Efficiency	136.3	7th	6th 140.2 Zach Bednarczyk (2015-18)
Career TDs (Pass-Rush)	67	7th	6th 80 Chris Whitney (2007-10)
Passing Touchdowns	45	8th	7th 49 Zach Bednarczyk (2015-18)
Total Offense	7,090	8th	7th 7,386 Daniel Smith (2019-21)
Passing Yards	5,995	8th	7th 6,241 Chris Whitney (2007-10)
Passing Completions	384	10th	9th 448 Marvin Burrougha (2003-06)
Passing Attempts	700	10th	9th 723 Marvin Burrougha (2003-06)

LOOKING DOWNFIELD

■ Sixth year quarterback **Connor Watkins** has thrown seven career touchdown passes of 75 yards or longer. No previous quarterback in school history had more than four such passes. Watkins has made 30 career starts under center and has tallied 35 completions for 40 yards or longer. He has...

- ◆ Seven career TD passes for 70+ yards (*no previous Villanova QB had more than four*)
- ◆ 14 career completions for 40-49 yards
- ◆ 6 career completions for 50-59 yards
- ◆ 8 career completions for 60-69 yards
- ◆ 5 career completions for 70-79 yards
- ◆ 2 career completions for 80-89 yards

VILLANOVA FOOTBALL GAME NOTES

VILLANOVA NOTEBOOK

BIG PLAY POTENTIAL

- Big plays have been something of a calling card for the Villanova offense in the past few seasons. This was on display in the Stony Brook game on October 5 when the Wildcats had nine plays from scrimmage for 20+ yards. Four of those plays resulted in a score. Freshman running back **David Avit** had long touchdown runs of 72 yards and 59 yards, sophomore **Ja'briel Mace** scored his first career touchdown on a 21-yard run and wide receiver **Lucas Kopecky** hauled in a 26-yard catch for a touchdown. Villanova has 46 plays of 20+ yards this season, of which 30 (17 pass plays, 13 running plays) have come from the line of scrimmage. There are 12 different players on the Wildcats roster who have recorded a rush or a reception of 20 yards or longer (*see page 25*).

DOMINANT DEFENSE

- Villanova's defense has been the team's strength this season and the Wildcats rank highly both in CAA Football and nationally in several defensive categories. Entering play against Hampton this week, the Wildcats lead the conference in both red zone defense (65.4%) and scoring defense (17.5 points allowed per game). Those figures rank fourth and 10th, respectively, among all FCS teams. Villanova ranks second in the CAA and 23rd nationally in total defense (319.6), as well as third in the conference and 22nd in the country in passing defense (179.9) and third in the league in defensive passing efficiency (121.84).

DOUBLE DIGIT TACKLERS

- Fifth year starting safety **Ethan Potter** had a game-high 10 tackles at Maine on October 19, including six solo stops and four assisted tackles. It was the second time this season and the fourth time in his career that Potter has registered double digit tackles in a game.
- There have been two occasions this season in which all three of the Villanova starting linebackers had double digit tackles in the same game. The starting group consists of fifth year **Brendan Bell**, senior **Shane Hartzell** and fifth year **Richie Kimmel**. Their most recent game with 10+ stops was in the Stony Brook win on October 5 when Bell had a career-high 15 tackles to go along with 11 stops from Hartzell and 10 tackles by Kimmel. All three players had made 10+ tackles in the season opener against Youngstown State.

FORCING FUMBLES

- Fifth year starting cornerback **Isas Waxter** had never been credited with a forced fumble in his career prior to the Stony Brook game on October 5. He forced a fumble in that game and then recorded two more forced fumbles in the Maine contest. Waxter is the only player in CAA Football and is one of 12 FCS players nationally with three or more forced fumbles on the year.

FINDING THE END ZONE

- Sophomore running back **Ja'briel Mace** scored his first collegiate touchdown in the win over Stony Brook on a 21-yard run in the fourth quarter. Mace has quickly made a name for himself on the Villanova roster with his game-changing speed and has emerged as a dual threat running back and wide receiver in the team's offense. In seven games played this season, Mace has rushed 24 times for 105 yards and a touchdown to go along with tallying seven receptions for 95 yards. His longest plays are a 23-yard rush and a 35-yard reception. He ranks sixth on the team with 200 all-purpose yards on the year.

CAA FOOTBALL

Standings (Top 25)	CAA	Overall
Rhode Island (14/14)	4-0	7-1
Richmond (16/12)	4-0	6-2
Delaware	4-1	7-1
Villanova (13/13)	3-1	6-2
Stony Brook (20/20)	3-1	6-2
Hampton	2-2	5-3
William & Mary (24/24)	2-2	5-3
Monmouth	2-2	4-4
New Hampshire	2-2	4-4
Towson	2-2	4-4
Maine	2-3	4-4
Campbell	1-3	3-5
UAlbany	1-3	3-5
Elon	1-3	2-6
Bryant	0-4	2-6
North Carolina A&T	0-4	1-7
TOTAL		63-53

WEEK 10 SCHEDULE

Saturday, November 2

Villanova at Hampton (*)	1:00 PM
William & Mary at N.C. A&T (*)	1:00 PM
New Hampshire at UAlbany (*)	1:00 PM
Monmouth at Rhode Island (*)	1:00 PM
Stony Brook at Bryant (*)	1:00 PM
Towson at Richmond (*)	2:00 PM
Campbell at Elon (*)	2:00 PM
Maine at Oklahoma	2:30 PM

WEEK 9 RESULTS

Saturday, October 26

Villanova 14, New Hampshire 6 (*)
Richmond 41, Bryant 14 (*)
Rhode Island 24, Maine 14 (*)
Towson 26, Monmouth 14 (*)
Hampton 41, Elon 21 (*)
Delaware 28, UAlbany 14 (*)
Stony Brook 35, William & Mary 13 (*)
Campbell 21, North Carolina A&T 7 (*)

PLAYERS OF THE WEEK

October 28

Offensive Player of the Week
Cam Coleman, So., QB, Richmond

Defensive Players of the Week
Shane Hartzell, Sr., LB, Villanova

Special Teams Player of the Week
Jeff Yurk, Jr., P, Elon

Rookie of the Week
Michael Matthews-Canty, Fr., LB, Hampton

VILLANOVA FOOTBALL GAME NOTES

NATIONAL RANKINGS

STATS PERFORM FCS TOP 25			OCT. 28
Rk	Team (1st)	Rec.	Pts.
1	North Dakota State (43)	8-1	1,387
2	Montana State (13)	8-0	1,350
3	South Dakota State	6-2	1,290
4	UC Davis	7-1	1,196
5	South Dakota	6-2	1,174
6	Southeast Missouri State	8-1	1,106
7	Tarleton State	7-1	1,012
8	Montana	6-2	941
9	UIW	6-2	904
10	Idaho	6-3	860
11	Central Arkansas	6-2	794
12	Mercer	7-1	777
13	Villanova	6-2	708
14	Rhode Island	7-1	705
15	North Dakota	5-3	645
16	Richmond	6-2	566
17	Abilene Christian	5-3	512
18	Chattanooga	5-3	452
19	North Carolina Central	6-2	263
20	Stony Brook	6-2	259
21	Illinois State	5-3	241
22	Dartmouth	6-0	227
23	East Tennessee State	5-3	199
24	William & Mary	5-3	170
25	Tennessee State	6-2	137

Receiving Votes: UT Martin 119, Duquesne 47, Harvard 37, Northern Arizona 27, Jackson State 25, Western Carolina 21, Lamar 9, Drake 8, Stephen F. Austin 8, Southern Utah 7, Florida A&M 4

AFCA FCS COACHES POLL			OCT. 28
Rk	Team (1st)	Rec.	Pts.
1	North Dakota State (24)	8-1	648
2	Montana State (2)	8-0	620
3	South Dakota State	6-2	602
4	UC Davis	7-1	559
5	South Dakota	6-2	534
6	Southeast Missouri State	8-1	518
7	Tarleton State	7-1	493
8	Montana	6-2	460
9	Central Arkansas	6-2	402
10	UIW	6-2	391
11	Idaho	6-3	356
12	Richmond	6-2	348
13	Villanova	6-2	316
14	Rhode Island	7-1	307
15	North Dakota	5-3	293
16	Mercer	7-1	282
17	Missouri State	6-2	214
18	Abilene Christian	5-3	202
19	Illinois State	5-3	180
20	Stony Brook	6-2	141
21	North Carolina Central	6-2	132
22	Dartmouth	6-0	106
23	Jackson State	6-2	82
24	William & Mary	5-3	65
25	Chattanooga	5-3	63

Receiving Votes: Duquesne 34, UT Martin 31, East Tennessee State 29, Tennessee State 20, Florida A&M 5, Lamar 4, Butler 3, Drake 3, Robert Morris 3, Northern Arizona 2, Harvard 1, Stephen F. Austin 1

VILLANOVA NOTEBOOK

ALL ABOUT AVIT

- True freshman running back **David Avit** had an incredible two-game stretch against LIU and Stony Brook in which he combined for 37 carries, 343 rushing yards and a total of five touchdowns. His first career 100-yard game and first collegiate score came against LIU when he ran for 160 yards and a touchdown on 24 carries. In the Stony Brook game, he needed just 13 carries to rush for 183 yards and four touchdowns, including scores of 59 yards and 72 yards in a 42-24 victory. His 183 yards versus the Seawolves set a new Villanova freshman record for a single game.
- Avit was named this week to the watch list for the Jerry Rice Award which is presented to the top FCS freshman at the end of the season. Through the first eight games of his collegiate career, Avit has rushed 85 times for 556 yards and five touchdowns. All of those figures are team highs and Avit also ranks 19th in the country with an average of 6.54 yards per carry.

TRAILING AT HALFTIME

- The win over Stony Brook on October 5 marked the first time since November 20, 2021 against Delaware that the Wildcats won a game in which they trailed at halftime. In the 2021 contest, Villanova rallied from a 10-7 halftime deficit by scoring two touchdowns in the fourth quarter of a 21-13 win. Despite having lost nine games in a row and 23 of their past 29 games when facing a halftime deficit, the Wildcats made up a 17-14 deficit against Stony Brook (and a 24-14 margin midway through the third quarter) by scoring 28 unanswered points in a 42-24 triumph.

NON-CONFERENCE DOMINANCE

- Villanova closed out its regular season non-conference schedule with a perfect 3-0 record against FCS foes from outside of CAA Football. The wins include a 24-17 triumph over Youngstown State in the season opener as well as a 28-3 road win at Colgate and last week's 24-10 home win versus LIU. Villanova has now won 19 straight regular season non-conference matchups against FCS competition. The streak dates back to the start of the 2016 season and the Wildcats have an average margin of victory of 26.1 points.

CAA FOOTBALL ALL-TIME LEAGUE RECORDS

Team	Record	Pct.	Titles (Shared-Outright)	Last Title
Delaware	185-121	.605	10 (8-2)	2020
Villanova	175-115	.603	8 (7-1)	2023
New Hampshire	261-212-10	.551	14 (5-9)	2022
William & Mary	133-115	.536	5 (4-1)	2022
Richmond	154-151	.505	9 (8-1)	2023
Maine	223-258-7	.464	13 (8-5)	2018
Elon	36-43	.456	0 (0-0)	—
Stony Brook	37-51	.420	0 (0-0)	—
Campbell	5-7	.417	0 (0-0)	—
Towson	64-91	.413	2 (1-1)	2012
Monmouth	8-12	.400	0 (0-0)	—
UAlbany	30-58	.341	1 (1-0)	2023
Rhode Island	160-324-7	.333	7 (5-2)	1985
Hampton	6-14	.300	0 (0-0)	—
Bryant	0-4	.000	0 (0-0)	—
North Carolina A&T	0-12	.000	0 (0-0)	—

Former members of the conference are not listed here.

VILLANOVA FOOTBALL GAME NOTES

VILLANOVA NOTEBOOK

DEFENDING THEIR “HOME” TURF

- Five of the seven members of the Villanova roster who hail from the state of Maryland saw playing time in the September 21 game, with fifth year safeties **Ethan Potter (Chesapeake City)** and **Ty Trinh (Owings Mills)** leading the way. Potter recorded his first double digit tackle game in nearly two years with a game-high 10 total stops, while Trinh had two tackles for loss among his five stops to go along with the interception that set up the Wildcats first points. The other Maryland natives to see action in the game were freshman running back **David Avit (Potomac)** whose brother Ezequiel saw playing time for the Terrapins, long snapper **Timmy Furgeson** and freshman defensive back **Newton Essiem**.

HONORS AND AWARDS

- Redshirt freshman running back **Isaiah Ragland** was named the CAA Football Rookie of the Week for the second time this season and the third time in his career after he ran for a career-high 141 yards in the Towson win. Ragland carried the ball a career-high 17 times and averaged better than eight yards per carry for the second time in three games to open the 2024 campaign. His career-long 65-yard burst late in the third quarter set up the go-ahead Villanova touchdown two plays later.
- Ragland played in four games as a true freshman last season and retained his rookie eligibility for this season. He made an impact in those four contests however, including in a 21-0 win over Elon in which he rushed 15 times for 126 yards. That earned him his first career Rookie of the Week nod. The second came after this year’s season opener against Youngstown State when Ragland had seven carries for 58 yards and his first career touchdown. Ragland is the only player in Villanova history to be a conference Rookie of the Week in multiple seasons.

1,000 YARD MILESTONE

- In the win over Towson, sixth year quarterback **Connor Watkins** became the 43rd player in school history and the sixth quarterback to top 1,000 career rushing yards. Watkins’ career totals are 249 carries for 1,095 yards and 22 touchdowns. The other VU quarterbacks with over 1,000 rushing yards are *Richie Richman (1,001 yards; 1960-62); CPat O’Brien (1,792 yards; 1977-80); Chris Whitney (2,160 yards; 2007-10); John Robertson (3,643 yards; 2011-15); and Zach Bednarczyk (1,225 yards; 2015-18).*

VILLANOVA VERSUS FCS RANKED OPPONENTS

Villanova...	All-Time (since 1985)	Mark Ferrante Era	2024 Season
vs. Top 25	72-81 (.471)	14-11	1-0
vs. No. 1 Team	3-7 (.300)	0-2	0-0
vs. 1-5	18-14 (.563)	2-3	0-0
vs. 1-10	28-35 (.444)	3-7	0-0
vs. 11-15	14-16 (.467)	2-1	0-0
vs. 16-20	15-15 (.500)	5-1	0-0
vs. 21-25	15-15 (.500)	4-2	1-0
VU Ranked	58-51 (.532)	11-9	1-0
VU Unranked	14-30 (.318)	3-2	0-0
Home	46-30 (.605)	8-4	1-0
Away	26-51 (.338)	6-7	0-0
Conference	53-71 (.427)	9-9	0-0
Non-Conference	19-10 (.655)	5-2	1-0

CAREER ACCOLADES

TEMI AJIROTUTU	
■ CAA Third Team Offense	2023

DAVID AVIT	
■ Jerry Rice Award Watch List	
■ CAA Rookie of the Week	2024 — 9.30
■ DC Touchdown Club Player of the Week	2024 — 9.30
■ Stats Perform Freshman of the Week	2024 — 10.7
■ CAA Rookie of the Week	2024 — 10.7

BRENDAN BELL	
■ CAA Second Team Defense	2023
■ CAA Defensive Player of the Week	2023 — 9.25
■ CAA Defensive Player of the Week	2023 — 11.6
■ Stats Perform Honorable Mention	2024 — 10.7
■ CAA Defensive Player of the Week	2024 — 10.7

SHANE HARTZELL	
■ CAA Honorable Mention	2023
■ CAA Rookie of the Week	2022 — 11.21
■ Stats Perform Defensive Player of the Week	2024 — 10.27
■ CAA Defensive Player of the Week	2024 — 10.27

RICHIE KIMMEL	
■ CAA Defensive Player of the Week	2024 — 9.2

ISAIAH RAGLAND	
■ CAA Rookie of the Week	2023 — 10.16
■ CAA Rookie of the Week	2024 — 9.2
■ CAA Rookie of the Week	2024 — 9.16

TY TRINH	
■ CAA Second Team Defense	2023

CONNOR WATKINS	
■ CAA Third Team Offense	2023
■ CAA Offensive Player of the Week	2023 — 10.30

ISAS WAXTER	
■ CAA Football Second Team Defense	2023

HEAD COACH MARK FERRANTE	
■ Eddie Robinson Award Finalist	2023
■ AFCA FCS Region 1 Coach of the Year	2021
■ CAA Football Coach of the Year	2021
■ AFCA FCS Assistant Coach of the Year	2015

VILLANOVA FOOTBALL GAME NOTES

FCS PLAYOFF HISTORY

Overall Record: 14-14
Mark Ferrante: 2-3

1989 0-1

R1: at Georgia Southern L, 36-52

1991 0-1

R1: at Youngstown State L, 16-17

1992 0-1

R1: at Youngstown State L, 20-23

1996 0-1

R1: at East Tennessee State L, 29-35

1997 1-1

R1: vs. Colgate W, 49-28

QF: vs. Youngstown State L, 34-37

2002 2-1

R1: vs. Furman W, 45-38

QF: vs. Fordham W, 24-10

SF: at McNeese L, 28-39

2008 1-1

R1: vs. Colgate W, 55-28

QF: at James Madison L, 27-31

2009 4-0

R1: vs. Holy Cross W, 38-28

QF: vs. New Hampshire W, 46-7

SF: vs. William & Mary W, 14-13

NC: vs. Montana (*Chattanooga, Tenn.*) W, 23-21

2010 2-1

R2: at Stephen F. Austin W, 54-24

QF: at Appalachian State W, 42-24

SF: at Eastern Washington L, 31-41

2012 0-1

R1: at Stony Brook L, 10-20

2014 1-1

R2: vs. Liberty W, 29-22

QF: vs. Sam Houston State L, 31-34

2016 1-1

R1: vs. Saint Francis W, 31-21

QF: at South Dakota State L, 7-10

2019 0-1

R1: at Southeastern Louisiana L, 44-45

2021 1-1

R2: vs. Holy Cross W, 21-16

QF: vs. South Dakota State L, 21-35

2023 1-1

R2: vs. Youngstown State W, 45-28

QF: @ South Dakota State L, 12-23

VILLANOVA NOTEBOOK

BLOCK THAT KICK!

■ Prior to the September 14 game against Towson, it had been nearly six years since Villanova blocked an opposing team's field goal try. The feat happened twice in the second half alone in the win over the Tigers. In the third quarter, sophomore **JR Strauss** blocked a 31-yard field goal attempt which would have given Towson a 13-7 lead with 3:47 to play in the period. The second block came as time expired at the end of the game, as senior **Obinna Nwobodo** got his hands on a potential game-winning and walk-off 37-yard try. The last blocked field goal attempt by Villanova prior to last week came on October 6, 2018 when *Jafonta Johnson* blocked a 40-yard attempt in a 13-10 loss at Maine. Ironically, Johnson's block came with the score tied 10-10 in the fourth quarter but the Black Bears later kicked a 52-yard game-winner as time expired. That game stands as the last time that the Wildcats suffered a walk-off loss.

LOW-SCORING WIN

■ Villanova's 14-13 win over Towson was the fewest points scored in a victory since the Wildcats posted a 13-3 win over Maine on October 31, 2015. Villanova has won just four of its last 23 games when it is held below 20 points.

TREND BUSTERS

■ Villanova's win over Towson was an unusual one when you consider the following circumstances: the Tigers scored the first points of the game and the Wildcats trailed at the end of the first quarter; Villanova went into halftime without the lead (the game was tied 7-7); Towson finished the day with more yards of total offense; the Wildcats were held below 20 points and did not force a turnover while committing two of their own.

5,000 AND 300

■ **Connor Watkins** reached a pair of career milestones in the win over Youngstown State. He became the ninth quarterback in school history to reach 5,000 career passing yards and he also became the quarterback in Villanova history with at least 300 career completions. Watkins' current career passing totals are 5,995 yards (384-700) with 45 touchdowns and 23 interceptions.

OVERTIME HISTORY (since 1985)

Year	Opponent	Result	Score
1988	at Boston University	Win	31-24
1989	Connecticut	Win 6OT	41-35
1994	Delaware	Loss	31-38
1995	James Madison	Loss	27-28
1998	Delaware	Win	34-31
1999	at Connecticut	Win	48-45
1999	Delaware	Win 3OT	51-45
2000	William & Mary	Loss	41-48
2001	James Madison	Win	45-44
2003	at Temple	Win 2OT	23-20
2007	Maine	Win	24-17
2007	at Massachusetts	Loss 4OT	24-32
2008	at Penn	Win	20-14
2010	at Delaware	Win	28-21
2014	at Syracuse	Loss 2OT	26-27
2017	at Albany	Loss	10-19
2019	at Towson	Win	52-45
2020	Rhode Island	Loss	37-40

VILLANOVA FOOTBALL GAME NOTES

VILLANOVA NOTEBOOK

TRIPLE THREAT

- Not only did Villanova rush for a total of 246 yards in the season opener against Youngstown State, its top three rushers all averaged better than eight yards per carry. Quarterback **Connor Watkins** led the way with 107 yards on 10 carries (10.7 average), while running backs **Isaiah Ragland** and **David Avit** averaged 9.3 yards (seven carries, 65 yards) and 8.4 yards (five carries, 42 yards), respectively. The last time the Wildcats had three rushers average 8.0+ yards per carry was on October 25, 2014 against Morgan State.

FIRST TIME STARTERS

- Villanova had four starters on both sides of the ball who were making their first career starts in this year's season opener against Youngstown State.

PLAYERS WHO MADE FIRST CAREER START IN SEASON OPENER

RB	Isaiah Ragland	5th career game
WR	Kenyon Miles	10th career game
LG	Tommy Broderick	5th career game
RG	Chris McCullers	5th career game
DT	Obinna Nwobodo	17th career game
DE	Capri Martin	12th career game
LB	Richie Kimmel	27th career game
CB	Zahmir Dawud	4th career game

MAKING THEIR DEBUT

- In addition to the first time starters against Youngstown State, the Wildcats also had six players appear in their first collegiate game during the 24-17 victory.

PLAYERS WHO MADE COLLEGIATE DEBUT IN SEASON OPENER

#16	Jack Ryder	Holder
#24	David Avit	Running Back
#38	Newton Essiem	Cornerback
#56	Christian Caballero	Linebacker
#80	Chris Colby	Wide Receiver
#85	Nolan Clayton	Tight End

EXPERIENCE WINS

- Villanova is an experienced group in 2024, with the 93 members of the roster having combined to play in **1,409** career games with **545** starts entering play against Hampton this week.

CAA FAVORITES

- Villanova is the defending CAA Football co-champion and earned last season's automatic bid to the FCS playoffs. In a preseason poll of league head coaches, the Wildcats are considered the favorite to finish atop the league standings once again in 2024. Villanova received nine first-place votes and a total of 217 points in the preseason poll to finish ahead of Richmond (one first-place vote, 189 points) and UAlbany (three first-place votes, 179 points).

CAA PRESEASON HONORS

- Starting quarterback **Connor Watkins** was named the CAA Football Preseason Offensive Player of the Year and was one of a league-high six Wildcats who were selected to the CAA Football Preseason All-Conference Team. The other preseason league honorees are offensive lineman **Temí Ajírotutu**, linebackers **Brendan Bell** and **Shane Hartzell**, cornerback **Isas Waxter** and safety **Ty Trinh**. Wide receiver Jaylan Sanchez was an honorable mention preseason pick.

PRESEASON NATIONAL HONORS

- Villanova quarterback **Connor Watkins** and cornerback **Isas Waxter** were named to the preseason watch lists for the Walter Payton Award and the Buck Buchanan Award which are presented to the top FCS offensive and defensive player each year. Waxter was also named to the Senior Bowl Watch List, while he and linebacker **Shane Hartzell** earned preseason All-America honors from both Stats Perform and Phil Steele.

VILLANOVA FOOTBALL HISTORY

- Villanova is playing its 127th season of varsity football this year and its 40th season as an FCS program since reinstating football in 1985 after a four-year absence. During the program's history the Wildcats have an overall record of 665-504-41 (.567). Prior to the FCS era, Villanova played in college football bowl games in 1937, 1947, 1949, 1961 and 1962 and went 2-2-1 in those games. The wins came against Nevada (27-7) in the 1949 Harbor Bowl in San Diego and against Wichita State (17-9) in the 1961 Sun Bowl in El Paso.

Since becoming an FCS program, the Wildcats have made 15 appearances in the FCS playoffs and have advanced to at least the semifinals three times (2002, 2009 and 2010). Former head coach **Andy Talley** guided Villanova to its first national title with a 23-21 victory over Montana in 2009. The Wildcats have also won at least a share of eight league championships in the Yankee Conference (1988-1996), the Atlantic 10 Conference (1997-2006) and CAA Football (2007-present).

VILLANOVA FOOTBALL GAME NOTES

VILLANOVA'S RECORD...

	2024	Ferrante
Overall	6-2	53-31
CAA Football	3-1	33-23
Non-Conference	3-1	20-8
Home	4-0	28-12
Road	2-2	25-19
Neutral	0-0	0-0
Current Streak	W1	W1
Home Streak	W4	W13
Road Streak	L1	L1

Day Games	3-2	39-27
Night Games	3-0	14-4
March	0-0	1-1
April	0-0	1-1
August	1-0	2-0
September	3-1	21-10
October	2-1	13-10
November	0-0	13-7
December	0-0	2-2
Ranked Teams	1-0	14-12
Unranked Teams	5-2	39-19
Overtime	0-0	1-2

After 1st Quarter

Leading	3-0	42-7
Trailing	2-2	5-16
Tied	1-0	6-8

Halftime

Leading	4-0	46-5
Trailing	1-2	6-24
Tied	1-0	1-2

After 3rd Quarter

Leading	6-0	47-4
Trailing	0-2	5-24
Tied	0-0	1-3

Scoring

Scoring First	3-0	44-10
Opp. Scores First	3-2	9-21
Scoring 0-9	0-1	0-7
Scoring 10-19	2-0	5-13
Scoring 20-29	3-1	11-6
Scoring 30-39	0-0	19-3
Scoring 40+	1-0	18-2
Allowing 0-9	2-0	16-0
Allowing 10-19	3-0	21-4
Allowing 20-29	1-0	12-9
Allowing 30-39	0-2	3-11
Allowing 40+	0-0	1-7

Game Decided By

0-9 Points	3-0	16-12
10-19 Points	2-1	9-8
20+ Points	1-1	28-11

Statistics

Outgain opp.	5-0	46-6
Outgained by opp.	1-2	7-25
VU 100-yard rusher	4-0	26-4
VU 100-yard receiver	1-0	22-10
VU 300-yard passer	0-0	5-4
Opp. 100-yard rusher	2-0	5-14
Opp. 100-yard receiver	0-1	10-12
Opp. 300-yard passer	0-1	6-8

Turnovers

No turnovers	3-1	17-4
1-2 turnovers	3-0	31-19
3+ turnovers	0-1	5-8
No takeaways	1-0	5-9
1-2 takeaways	4-2	32-20
3+ takeaways	1-0	16-2
Win turnover margin	4-1	31-6
Lose turnover margin	1-1	8-16
Turnovers tied	0-0	13-6

STATISTICAL RANKINGS

Team Stats	CAA	FCS	Stat
------------	-----	-----	------

Offense

Rushing Offense	6	33	176.5
Red Zone Offense	10	65	80.0%
3rd Down Pct.	11	59	38.7%
Scoring Offense	11	85	21.6
First Downs	12	62	147
Total Offense	13	86	324.0
4th Down Pct.	14	83	42.9%
Sacks Allowed/Game	15	110	3.13
Passing Efficiency	16	101	113.15
Passing Offense	16	108	147.5

Defense

Red Zone Defense	1	4	65.4%
Scoring Defense	1	10	17.5
Total Defense	2	23	319.6
Passing Defense	3	22	179.9
Def. Passing Efficiency	3	32	121.84
Opp. 3rd Down Pct.	4	19	32.7%
First Downs Allowed	4	38	141
Rushing Defense	4	40	139.8
Opp. 4th Down Pct.	8	79	53.8%
Team Sacks/Game	15	97	1.38

Special Teams

PAT Percentage	T1	n/a	100.0%
Punt Return Defense	2	28	6.13
Kickoff Ret. Def.	3	21	17.00
Net Punting	6	31	38.95
Kickoff Returns	9	47	20.90
Punt Returns	11	79	6.83
Field Goal Pct.	16	n/a	44.4%

Miscellaneous

Turnover Margin	5	35	+3
Penalty Yards/Game	7	65	56.75
Time of Possession	11	72	29:37

Player Stats*	CAA	FCS	Stat
---------------	-----	-----	------

David Avit

Rushing Yards/Carry	4	19	6.54
---------------------	---	----	------

Brendan Bell

Tackles For Loss/Gm	3	35	1.20
---------------------	---	----	------

Timmy Furgeson

Fumble Recoveries	1	3	2
-------------------	---	---	---

Shane Hartzell

Tackles/Game	3	13	9.4
--------------	---	----	-----

Isas Waxter

Forced Fumbles/Game	1	4	0.43
---------------------	---	---	------

n/a Team stat not kept in FCS national stats

** Players who rank in the top four in the CAA*

WILDCATS IN THE NFL

CURRENT NFL ROSTERS

Christian Benford, Bills

Qadir Ismail, Ravens (practice squad)

Jalen Jackson, Jaguars (practice squad)

Tanoh Kpassagnon, Saints

ALL-TIME NFL DRAFT PICKS

Year.....Name.....Rd.....Team

1936	Eddie Michaels	2	Bears
1938	John Mellus	7	Giants
1940	Andy Chisick	7	Cardinals
1943	George Smith	21	Cardinals
1943	Steve Pritko	28	Rams
1944	Val Jansante	10	Steelers
1944	Al Postus	20	Eagles
1947	Bob David	25	Rams
1949	Lou Ferry	3	Packers
1949	Ed Berrang	5	Redskins
1950	Ralph Pasquariello	1	Rams
1950	John Sandusky	2	Browns
1950	Steve Romanik	3	Bears
1950	Dan Brown	11	Redskins
1951	Pete D'Alonzo	4	Lions
1953	Gene Filipski	7	Browns
1956	Don McComb	21	Giants
1957	Joe Ryan	25	Bears
1962	Frank Budd	7	Eagles
1962	Sam Gruneisen		Chargers
1963	Larry Glueck	3	Bears
1963	Billy Joe		Broncos
1965	Mike Strofolino	4	Rams
1965	Al Atkinson		Bills
1969	Rich Moore	1	Packers
1969	John Sodaski	9	Steelers
1970	Billy Walik	11	Eagles
1972	Mike Siani	1	Raiders
1972	John Babinecz	2	Cowboys
1972	Ernie Messmer	13	Steelers
1973	Kevin Reilly	7	Dolphins
1974	Joe Miller	11	Redskins
1974	John Givens	14	Falcons
1975	John Zimba	5	Browns
1976	Gary Shugrue	11	Lions
1976	Steve Ebbecke	13	Eagles
1977	John Mastronardo	10	Eagles
1981	Howie Long	2	Raiders
1981	David Martin	9	Lions
2002	Brian Westbrook	3	Eagles
2008	Matt Sherry	6	Bengals
2011	Ben Ijalana	2	Colts
2017	Tanoh Kpassagnon	2	Chiefs
2017	Brad Seaton	2	Titans
2022	Christian Benford	6	Bills

VILLANOVA FOOTBALL GAME NOTES

COMPLETE STUDENT-ATHLETES

ACADEMIC HIGHLIGHTS

NCAA ACADEMIC DATA

■ Each year the NCAA recognizes programs that have a multi-year Academic Progress Rate (APR) score that ranks within the top 10 percent of their sport nationwide. Villanova has earned this award nine times in the 18-year history of the APR program.

■ In the most recent APR data released in June 2024 the football program's multi-year APR score of 982 was 25 points above the national average for FCS programs.

■ New data on the NCAA Graduation Success Rate (GSR) was released in December 2023 and Villanova led all CAA Football schools while matching a program record at 96 percent.

ACADEMIC ALL-AMERICANS

■ One of the highest honors that a student-athlete can achieve is to be named an Academic All-American, an award which encompasses both academic achievement as well as contributions on the field. Villanova has had 12 football student-athletes earn a total of 14 Academic All-America honors over the years.

CAA TEAM ACADEMIC EXCELLENCE

■ Villanova has been the winner of the CAA Football Team Academic Excellence Award four times in the last eight years. The award is presented at the end of each academic year to the conference school with the highest team GPA.

CAA SCHOLAR-ATHLETE OF THE YEAR

■ Villanova has had five student-athletes be named the CAA Football Scholar-Athlete of the Year. Nominees for the award must have attained senior standing academically and have a cumulative GPA of 3.0 or higher.

CAA ACADEMIC HONOR ROLL

■ Student-athletes with a semester GPA of 3.0 or higher are named to the CAA Commissioner's Academic Honor Roll. Villanova had 62 honorees for the Fall 2022 semester and 63 student-athletes achieve this distinction for the Spring 2023 term.

ACADEMIC ALL-AREA TEAMS

■ In conjunction with the *Philadelphia Inquirer*, the sports information directors at the colleges and universities in the Philadelphia area (PhillySIDA) name an Academic All-Area team and a football Performer of the Year each season. In the 17 years of the Academic All-Area program, which started with the 2005-06 academic year, the football team has had a total of 60 selections to the Academic All-Area Team. In addition, the Wildcats have had five Performers of the Year.

NCAA PUBLIC RECOGNITION AWARD

■	2004-05
■	2005-06
■	2006-07
■	2007-08
■	2008-09
■	2014-15
■	2015-16
■	2016-17
■	2017-18

ACADEMIC ALL-AMERICANS

■	David Graziano	1975, 1976
■	Ron Sency	1987
■	Rich Spugnardi	1987
■	Bob Brady	1988
■	Peter Lombardi	1988
■	Scott Rushton	1988
■	Kevin Martchek	1990
■	Tim Matas	1992
■	Gregg Ziegler	1994
■	Deon Jackson	1996
■	Raymond Ventrone	2003
■	Don Cherry	2014, 2015

CAA ACADEMIC EXCELLENCE AWARD

■	Villanova	2016-17
■	Villanova	2017-18
■	Villanova	2022-23
■	Villanova	2023-24

CAA SCHOLAR-ATHLETE OF THE YEAR

■	Matt Sherry	2007-08
■	Osayi Osunde	2009-10
■	Don Cherry	2014-15
■	Jake Prus	2015-16
■	Colin Gamroth	2021-22

ACADEMIC HONOR ROLL SELECTIONS*

■	1988-89	5
■	1989-90	9
■	1990-91	6
■	1992-93	4
■	1993-94	8
■	1994-95	14
■	1995-96	7
■	1996-97	6
■	1997-98	1
■	1998-99	7
■	1999-00	4
■	2000-01	5
■	2001-02	5
■	2002-03	13
■	2003-04	10
■	2004-05	9
■	2005-06	10
■	2006-07	9
■	2007-08	11
■	2008-09	7
■	2009-10	7
■	2010-11	8
■	2011-12	12
■	2012-13	11
■	2013-14	16
■	2014-15	20
■	2015-16	42
■	2016-17	42
■	2017-18	46
■	2018-19 (Fall)	41
■	2018-19 (Spring)	38
■	2019-20 (Fall)	45
■	2019-20 (Spring)	52
■	2020-21 (Fall)	43
■	2020-21 (Spring)	51
■	2021-22 (Fall)	55
■	2021-22 (Spring)	48
■	2022-23 (Fall)	62
■	2022-23 (Spring)	63
■	2023-24 (Fall)	59
■	2023-24 (Spring)	57

* Criteria for this award has periodically changed over the years.

ACADEMIC ALL-AREA PERFORMERS OF THE YEAR

■	Brian Hulea	2005-06
■	Matt Sherry	2007-08
■	Osayi Osunde	2009-10
■	Chris Whitney	2010-11
■	Forrest Rhyne	2021-22

ACADEMIC ALL-AREA SELECTIONS

■	Brian Hulea	2005-06
■	Adam James	2005-06
■	Frank Jankowski	2005-06

■	Allyn Bacchus	2006-07
---	---------------	---------

■	Idriz Bauta	2007-08
■	Osayi Osunde	2007-08
■	Matt Sherry	2007-08

■	Angelo Babbaro	2008-09
■	Idriz Bauta	2008-09
■	Osayi Osunde	2008-09
■	Chris Whitney	2008-09

■	Angelo Babbaro	2009-10
■	Osayi Osunde	2009-10
■	Chris Whitney	2009-10

■	Angelo Babbaro	2010-11
■	Chris Whitney	2010-11

■	Josh Bucci	2011-12
■	Craig James	2011-12
■	Nick Yako	2011-12

■	Josh Bucci	2012-13
■	Bill Vogel	2012-13

■	Don Cherry	2013-14
■	Kevin Gulyas	2013-14
■	Cameron McCurry	2013-14
■	Bill Vogel	2013-14

■	Don Cherry	2014-15
■	Kevin Gulyas	2014-15
■	Ross Hall	2014-15
■	Cameron McCurry	2014-15
■	Jake Prus	2014-15

■	Don Cherry	2015-16
■	Kevin Gulyas	2015-16
■	Tanoh Kpassagnon	2015-16
■	Jake Prus	2015-16

■	Ryan Bell	2016-17
■	Tanoh Kpassagnon	2016-17
■	Rob Rolle	2016-17

■	Matt Donoghue	2017-18
■	John Hinchin	2017-18
■	Ricky Young	2017-18

■	Keeling Hunter	2018-19
■	Drew Kresge	2018-19
■	Chucky Smith	2018-19
■	Jeff Steeb	2018-19

■	Colin Gamroth	2019-20
■	Paul Grattan	2019-20
■	Forrest Rhyne	2019-20
■	Chucky Smith	2019-20

■	Cole Bunce	2021-22
■	Justin Covington	2021-22
■	Malik Fisher	2021-22
■	Colin Gamroth	2021-22
■	Jaaron Hayek	2021-22
■	Forrest Rhyne	2021-22

■	Michael Corbi	2022-23
■	Jaaron Hayek	2022-23

■	Brendan Bell	2023-24
■	Michael Corbi	2023-24
■	Ty Trinh	2023-24
■	Connor Watkins	2023-24

VILLANOVA FOOTBALL GAME NOTES

VILLANOVA HEAD COACH MARK FERRANTE



Mark Ferrante enters his eighth season as the Thomas and Diane Treacy Endowed Football Head Coach in 2024 and is in his 38th year overall with the Wildcats including his time as head coach and 30 years prior as an assistant coach from 1987-2016. He has been a part of 264 victories and all 15 of the program's FCS playoff appearances during his Villanova tenure. Entering the 2024 season Ferrante has a career head coaching record of 47-29 (.618) which includes 30 regular season CAA Football wins, two league titles and three playoff appearances.

Under Ferrante's watch, the Wildcats have won a share of the CAA Football title and earned the league's automatic bid to the Division I Football Championship in two of the

last three seasons. He guided Villanova to its latest conference championship and postseason berth in 2023 when the team went 10-3 and reached the quarterfinal round of the playoffs. The season included three wins over nationally-ranked opponents and the Wildcats clinched their CAA title and automatic playoff bid with a dominant 35-7 win at No. 7 Delaware in the final game of the regular season. Despite being picked to finish seventh in the CAA and not appearing in the pre-season national rankings, Villanova emerged from the year as conference champions and finished the 2023 campaign ranked No. 6 in the final Stats Perform poll of the season.

There was plenty of recognition to go around for a Villanova team which excelled in every facet of the game a year ago. For the third time in the past five seasons the Wildcats had at least 10 players selected to the CAA Football All-Conference teams, led by offensive lineman Michael Corbi and wide receiver Rayjuan Pringle on the first team. Villanova had a dozen all-conference honorees overall, with players on the second team to go along with three third team choices and two honorable mention selections. Corbi went on to be named an All-American by Stats Perform and Phil Steele, while Pringle (Phil Steele) and cornerback Isas Waxter (FCS Football Central) also earned All-America recognition.

In his first seven seasons as head coach, Ferrante has seen the Wildcats win five CAA Football major awards and earn a total of 52 all-conference accolades. Three players under Ferrante's watch – Corbi, cornerback Christian Benford and linebacker Forrest Rhyne – have earned All-America honors from Stats Perform and/or the American Football Coaches Association. Benford and Rhyne were first team All-Americans in 2021. Ferrante is himself one of the CAA Football major award winners after earning his first Coach of the Year honor in 2021.

Villanova had a breakthrough 2021 season which included a conference title and a top-eight seed in the FCS playoffs. In addition to being named the CAA Football Coach of the Year, Ferrante was the 2021 winner of the AFCA FCS Region 1 Coach of the Year award. That honor made him a finalist for National Coach of the Year consideration and earned him recognition at the AFCA national convention following the season. Ferrante guided the Wildcats to a 10-3 record in 2021 and Villanova won a share of the CAA Football title while reaching the playoffs for the second time in his head coaching tenure (2019, 2021).

Ferrante's 2021 squad was the first Wildcats team in seven years to finish the season ranked in the top-10 of both FCS national polls. Villanova came in at No. 8 in the final Stats Perform and AFCS FCS Top 25 rankings while tallying their seventh season in program history with 10 or more victories. The team hosted two playoff games and achieved success by playing – and beating – some of the top FCS teams in the nation. Villanova's 10-3 record was punctuated by four victories over Top 25 opponents, including No. 3 James Madison, No. 18 Rhode Island, No. 21 Richmond and No. 24 Holy Cross. Ferrante led the Wildcats to a 7-1 record against a challenging CAA Football schedule to mark the fifth season since 1988 in which the team had no more than one loss in conference play.

Villanova's league championship teams in 2021 and 2023 featured several players who had an opportunity to continue their football careers beyond the collegiate ranks. Following the 2023 season, running back Jalen Jackson and offensive lineman Nick Torres signed free agent contracts with the Jacksonville Jaguars and the Kansas City Chiefs, respectively. Three other players – running back TD Ayo-Durojaiye (Chicago Bears/Kansas City Chiefs), linebacker Danny Abraham (Seattle Seahawks) and wide receiver Jaaron Hayek (Kansas City Chiefs) – were invited to attend NFL rookie mini camps.

FERRANTE YEAR BY YEAR

AS HEAD COACH			
Year	School	Record	Conference
2017	Villanova	5-6	3-5
2018	Villanova	5-6	2-6
2019	Villanova	9-4	5-3
2020	Villanova	2-2	2-2
2021	Villanova	10-3	7-1
2022	Villanova	6-5	4-4
2023	Villanova	10-3	7-1
2024	Villanova	6-2	3-1
Total	8 Seasons	53-31	33-23

AS ASSISTANT COACH

Year	School	Record	Postseason
1983	St. Lawrence	5-3-1	
1984	Wagner	6-4	
1985	Lafayette	6-5	
1986	Lafayette	6-5	
1987	Villanova	6-4	
1988	Villanova	5-5-1	
1989	Villanova	8-4	FCS First Round
1990	Villanova	6-5	
1991	Villanova	10-2	FCS First Round
1992	Villanova	9-3	FCS First Round
1993	Villanova	3-8	
1994	Villanova	5-6	
1995	Villanova	3-8	
1996	Villanova	8-4	FCS First Round
1997	Villanova	12-1	FCS Quarterfinals
1998	Villanova	6-5	
1999	Villanova	7-4	
2000	Villanova	5-6	
2001	Villanova	8-3	
2002	Villanova	11-4	FCS Semifinals
2003	Villanova	7-4	
2004	Villanova	6-5	
2005	Villanova	4-7	
2006	Villanova	6-5	
2007	Villanova	7-4	
2008	Villanova	10-3	FCS Quarterfinals
2009	Villanova	14-1	FCS Champions
2010	Villanova	9-5	FCS Semifinals
2011	Villanova	2-9	
2012	Villanova	8-4	FCS First Round
2013	Villanova	6-5	
2014	Villanova	11-3	FCS Quarterfinals
2015	Villanova	6-5	
2016	Villanova	9-4	FCS First Round

FERRANTE RECORD BY OPPONENT

Opponent	Record	Last Meeting
Army West Point	0-1	2022 (L, 10-49)
Bucknell	3-0	2021 (W, 55-3)
Colgate	3-0	2024 (W, 28-3)
Delaware	6-1	2023 (W, 35-7)
Elon	2-1	2023 (W, 21-0)
Hampton	1-0	2022 (W, 24-10)
Holy Cross	1-0	2021 (W, 21-16)
James Madison	1-3	2021 (W, 28-27)
Lafayette	1-0	2017 (W, 59-0)
Lehigh	6-0	2023 (W, 38-10)
LIU	3-0	2024 (W, 24-10)
Maine	4-2	2024 (L, 7-35)
Maryland	0-1	2024 (L, 20-38)
Monmouth	0-1	2022 (L, 42-49)
New Hampshire	2-2	2024 (W, 14-6)
North Carolina A&T	1-0	2023 (W, 37-14)
Penn State	0-1	2021 (L, 17-38)
Rhode Island	2-2	2023 (W, 35-9)
Richmond	3-2	2022 (L, 10-20)
South Dakota State	0-2	2023 (L, 12-23)
Southeastern Louisiana	0-1	2019 (L, 44-45)
Stony Brook	4-2	2024 (W, 42-24)
Temple	1-1	2018 (W, 19-17)
Towson	4-2	2024 (W, 14-13)
UAlbany	2-2	2023 (L, 10-31)
UCF	0-1	2023 (L, 14-48)
William & Mary	1-3	2022 (L, 12-45)
Youngstown State	2-0	2024 (W, 24-17)

VILLANOVA FOOTBALL GAME NOTES

MARK FERRANTE / VILLANOVA COACHING STAFF

Ferrante coached 11 players on the 2021 team who had professional opportunities, led by Christian Benford who was a sixth round draft pick of the Buffalo Bills and has since gone on to have a successful NFL career in Buffalo. In addition, 2021 CAA Football Defensive Player of the Year and first team All-American Forrest Rhyne signed a free agent contract and played in the NFL with the Indianapolis Colts. Cornerback Denzel Williams signed a free agent contract with the Baltimore Ravens.

One of the theme's of Ferrante's head coaching tenure has been his ability to keep his teams largely intact throughout the COVID pandemic and the changing landscape of college sports. Villanova began the 2021 season with 75 out of 85 players returning from the previous Spring, while the members of the 2023 team had combined to play in more than 1,000 college football games even before the season started. Experience wins, and Nova Nation has taken notice. Villanova's average attendance for five regular season home games in 2021 was its highest mark since 2013 and represented a 23 percent increase from 2019 prior to the pandemic. The increased attendance included the Wildcats first home sellout crowd since 2015 during the 2021 Family Weekend game against Richmond.

Ferrante has continually stressed the importance of his student-athletes coming to Villanova for a complete collegiate experience which includes excellence in their academic pursuits. In his first seven years as head coach, the Wildcats have been the winner of the CAA Football Team Academic Excellence Award three times. The award is presented to the team with the highest GPA in the conference each academic year and Villanova has been a repeat winner of the honor for both the 2022-23 and 2023-24 academic years.

The football program has set and tied its highest overall NCAA Graduation Success Rate (GSR) with a mark of 96 percent in each of the past two years. The most recent NCAA GSR data was released in December 2023 and the Wildcats had the highest score among CAA Football teams in both the NCAA metric and the federal rate calculation (93 percent). Additionally, new NCAA Academic Progress Rate (APR) data was released in June 2024 and Villanova's multi-year score of 982 was tied for second among CAA schools.

While winning the CAA Football title in 2023, the Wildcats had 59 student-athletes selected to the CAA Football Commissioner's Academic Honor Roll during the Fall semester and another 56 honorees for the Spring 2024 grading period.

Three student-athletes during the academic year were recognized as High Honors with Distinction for having a perfect 4.0 semester GPA: Nathan Fondacaro achieved this distinction in the Fall, while Tim Brown and Jake Picard did the same in the Spring. Villanova has had more than 650 selections to the CAA Football Commissioner's Academic Honor Roll during Ferrante's head coaching tenure and has had more than 550 selections to the Athletic Director's Honor Roll which is announced each semester for student-athletes who post a GPA of 3.2 or higher during the grading period.

In addition to Benford being an NFL Draft pick and the aforementioned NFL free agent contracts signed by Jackson, Torres, Rhyne and Williams, six players signed free agent contracts earlier in Ferrante's head coaching tenure. The list includes offensive tackle Brandon Hitner (LA Rams); safety Rob Rolle (Miami Dolphins); offensive lineman Ethan Greenidge (New Orleans Saints); defensive back Trey Johnson (Pittsburgh Steelers); defensive back Malik Reaves (Kansas City Chiefs); and linebacker Ed Shockley (Dallas Cowboys).

Ferrante leads one of the nation's elite FCS programs after playing an instrumental role in the Wildcats rise to national prominence. He has been a part of the coaching staff for all 15 of Villanova's appearances in the FCS playoffs, including the 2009 national championship season and a 2010 semifinal appearance while serving as the Assistant Head Coach on Andy Talley's staff. Ferrante has been a part of Villanova teams that have won eight CAA titles, three Lambert Meadows Cups and three ECAC Team of the Year awards.

Ferrante's success during his years as an assistant coach were recognized by others outside the Villanova program. At the end of the 2015 season he was named the FCS Assistant Coach of the Year by the American Football Coaches Association (AFCA). This award was first presented in 1997 and was created to honor assistant coaches who excel in community service, commitment to student-athletes and on-field coaching success.


Ferrante was a standout collegiate performer in his own right prior to joining the football coaching ranks. He was the quarterback for Andy Talley at St. Lawrence where he was named the 1982 Division III Player of the Year to go along with first team All-East honors. Ferrante directed the offense for a St. Lawrence team that went 10-1 during the 1982 season and reached the national semifinals in the playoffs.



Mark Ferrante
Head Coach



Chris Boden
Offensive Coordinator
Quarterbacks



Ross Penny Packer
Defensive Coordinator
Defensive Line



Sean Devine
Offensive Run Game Coord.
Offensive Line



David Riede
Recruiting Coordinator
Linebackers



Nate Pagan
Wide Receivers




Matt Colangelo
Special Teams Coord.
Safeties




Josh Fletcher
Running Backs



Dustin Johnson
Cornerbacks



Lachlan Kline
Offensive Assistant
Tight Ends



Ricky Venuto
Defensive Assistant



TJ Landis
Coord. of Video Ops. &
Administrative Services



Tyler Waite
Athletic Trainer



Mike Tucker
Strength & Conditioning

VILLANOVA FOOTBALL GAME NOTES

NUMERICAL ROSTER

No.	Name	Pos.	Cl.	Ht.	Wt.	Hometown	No.	Name	Pos.	Cl.	Ht.	Wt.	Hometown
0	Isas Waxter	DB	Gr.	6-2	215	Newark, N.J.	41	Garrett Rogan	DB	Jr.	6-3	200	Mercer Island, Wash.
1	Jon Wyatt	DB	So.	6-2	200	Somerset, N.J.	42	Timmy Furgeson	LB	Gr.	6-2	225	Gaithersburg, Md.
2	Eli Smith	RB	Jr.	6-0	215	Houston, Texas	43	Nino Betances	DB	Jr.	5-10	190	Brooklyn, N.Y.
3	Tanner Maddocks	QB	So.	6-1	210	Reading, Pa.	44	Richie Kimmel	LB	Sr.	6-1	235	Holmes, Pa.
3	Josh Oluremi	DB	So.	6-3	205	Avenel, N.J.	45	Ethan Gettman	PK	Gr.	6-4	205	Daytona Beach, Fla.
4	Jalen Goodman	DB	Gr.	6-0	205	Narberth, Pa.	48	Ralee Stephens	WR	Fr.	5-9	165	Asbury, N.J.
4	Connor Watkins	QB	Gr.	6-3	225	Williamsport, Pa.	50	AJ Koukou	DL	Fr.	6-1	275	Havertown, Pa.
5	Jaylan Sanchez	WR	Jr.	6-0	200	North Bergen, N.J.	51	Dale Law	LB	Jr.	6-1	225	West Chester, Pa.
6	Nate Hill	WR	So.	6-3	210	Dallas, Texas	52	Chandon Pierre	DL	Gr.	6-2	285	Reno, Nev.
7	Tyrell Mims	DB	Gr.	5-10	195	Philadelphia, Pa.	54	Thomas Colello	LS	Fr.	5-11	190	North Caldwell, N.J.
8	Michael Benincasa	QB	So.	6-1	215	Ardmore, Pa.	55	Mike Kennedy	DL	So.	6-1	290	Greenville, S.C.
8	Kaleb Moody	DB	Gr.	5-10	205	North Andover, Mass.	56	Christian Caballero	LB	R-Fr.	6-2	225	Niceville, Fla.
8	James Mott	QB	Gr.	6-0	195	Laguna Beach, Calif.	61	Dan McManus	OL	Jr.	6-4	285	Havertown, Pa.
9	Antonio Johnson	TE	Jr.	6-4	250	Fort Lauderdale, Fla.	62	RJ Reyes	OL	R-Fr.	6-5	295	Weston, Fla.
9	Ty Trinh	DB	Gr.	6-0	205	Owings Mills, Md.	63	Quin Whalen	OL	Jr.	6-4	290	Chalfont, Pa.
10	JR Strauss	LB	So.	6-3	225	Reading, Pa.	65	Ian Erickson	OL	Jr.	6-6	315	Atlanta, Ga.
11	Jordan Nelson	LB	Sr.	6-2	230	Palmerton, Pa.	66	Tyler Langin	DL	So.	6-3	270	Houston, Texas
12	Colin Kennedy	LB	Jr.	6-2	225	Fair Haven, N.J.	67	Kyle Fay	OL	R-Fr.	6-6	300	Cranford, N.J.
13	Ethan Carr	WR	Jr.	6-2	205	Harrison City, Pa.	69	Jake Picard	OL	Sr.	6-4	310	Hope, R.I.
14	Dylan Mills	QB	Fr.	6-2	210	Dana Point, Calif.	70	Dhamir Wesley	OL	Fr.	6-5	280	Millersville, Pa.
14	Robert Russo	QB	So.	6-3	225	Millsboro, Del.	73	Gilbert Deglau	OL	Gr.	6-5	295	Richmond, Va.
15	Kenyon Miles	WR	So.	6-2	195	Huntington Station, N.Y.	74	Temi Ajirrotutu	OL	Gr.	6-5	320	Queens, N.Y.
16	Lucas Kopecky	WR	Gr.	6-3	200	Rocky Hill, N.J.	75	Stephane Voltaire	OL	Jr.	6-5	320	Randolph, Mass.
16	Jack Ryder	QB	Jr.	6-2	205	Media, Pa.	76	Chris McCullers	OL	R-Fr.	6-3	315	Round Hill, Va.
17	Irene Ngabonziza	WR	Jr.	5-9	190	Fort Worth, Texas	78	Tommy Broderick	OL	R-Fr.	6-5	305	Alpharetta, Ga.
18	Julian Glantz	RB	Jr.	6-1	220	Scarsdale, N.Y.	79	Ryan Cregan	OL	Fr.	6-6	290	Morristown, N.J.
19	Chris Dobrydney	WR	Jr.	5-10	185	Fairfax, Va.	80	Chris Colby	WR	Fr.	6-3	210	Rowley, Mass.
20	Isaiah Ragland	RB	R-Fr.	5-9	215	Alexandria, Va.	81	Brandon Binkowski	WR	Fr.	6-3	205	Haymarket, Va.
21	Jayvont Williams	DB	R-Fr.	6-1	200	Fort Worth, Texas	82	Ryan Kennedy	WR	So.	5-11	195	Cleveland Heights, Ohio
22	Devin Smith	WR	Gr.	5-10	185	Durham, N.C.	83	Luke Daly	WR	Jr.	6-1	195	Rye, N.Y.
23	Jamie Tyson	DB	Fr.	6-2	185	Somers Point, N.J.	84	Daniel Lopes	WR	Jr.	6-2	200	Cheshire, Conn.
24	David Avit	RB	Fr.	6-0	220	Potomac, Md.	85	Nolan Clayton	TE	R-Fr.	6-5	245	King of Prussia, Pa.
25	Christian Sapp	DB	Jr.	6-0	195	East Stroudsburg, Pa.	86	Sean Brodnik	TE	Fr.	6-3	220	Ardmore, Pa.
26	Isaiah Wright	RB	Jr.	5-8	205	Douglassville, Pa.	87	Ryan Sorge	WR	So.	6-3	210	Warrington, Pa.
27	Anthony Hawkins	DB	Fr.	6-3	190	Arnold, Md.	88	Carmen Ostroski	TE	Gr.	6-4	230	Blue Bell, Pa.
28	Brendan Bell	LB	Gr.	6-2	230	Basking Ridge, N.J.	89	James Welde	TE	Sr.	6-4	250	Havertown, Pa.
30	Ja'briel Mace	RB	R-Fr.	5-9	180	Somers Point, N.J.	90	Sebastian Smith	PK	Jr.	5-10	195	Bellingham, Wash.
31	Shane Hartzell	LB	Jr.	6-0	230	Perkasie, Pa.	91	Ayden Howard	DL	Sr.	6-2	295	McKinney, Texas
32	Omari Bursey	LB	Fr.	6-0	220	Broomfield, Colo.	92	Nigel McSween	DL	R-Fr.	6-4	255	Newark, N.J.
33	Turner Inge	LB	So.	6-1	220	Williamstown, N.J.	93	Capri Martin	DL	So.	6-2	260	Harlem, N.Y.
34	Ethan Potter	DB	Gr.	5-11	205	Chesapeake City, Md.	94	Ivan Murray	DL	R-Fr.	6-3	290	Paulsboro, N.J.
35	Langston White	LB	Fr.	6-2	210	Bristow, Va.	96	Ugo Nwotite	DL	Fr.	6-5	215	Linwood, N.J.
36	Damill Bostic	CB	Fr.	6-0	175	Hyattsville, Md.	97	Daniel Mueller	P	So.	5-10	190	Ephrata, Pa.
37	Zahmir Dawud	DB	R-Fr.	6-0	185	North Brunswick, N.J.	97	Chuck Smith	DL	Gr.	6-3	280	Suwanee, Ga.
38	Newton Essiem	DB	Fr.	5-11	175	Frederick, Md.	98	Obinna Nwobodo	DL	Sr.	6-3	295	Wilmington, Del.
39	Luke Myers	PK	Fr.	5-10	165	Breinigsville, Pa.	99	Ratu Delano Navoti	DL	Fr.	6-3	265	Brooklyn, N.Y.
40	Jason Hall	LB	R-Fr.	6-2	225	Fall River, Mass.							

PRONUNCIATION GUIDE

0	Isas Waxter	ice-iss (goes by ice)	52	Chandon Pierre	CHAN-don
5	Jaylan Sanchez	jalen	69	Jake Picard	pa-card
9	Ty Trinh	trinn	73	Gilbert Deglau	del-lau (rhymes with wow)
12	Tanner Maddocks	mad-ocks	74	Temi Ajirrotutu	tem-ee ah-joro-too-too
16	Lucas Kopecky	ko-peck-ee	75	Stephane Voltaire	ste-fon vole-tare
17	Irene Ngabonziza	i-ruh-nay gob-on-zee-zuh	79	Ryan Cregan	cree-ginn
19	Chris Dobrydney	da-brid-nee	83	Luke Daly	daily
24	David Avit	Av-it	87	Ryan Sorge	sorj (rhymes with George)
30	Ja'briel Mace	ja-breel	89	James Welde	well-D
32	Omari Bursey	bur-see	93	Capri Martin	ka-pree
37	Zahmir Dawud	da-wood	96	Ugo Nwotite	ooh-go wo-tee-tay
48	Ralee Stephens	rally	98	Obinna Nwobodo	o-binn-uh wa-BO-doe
50	AJ Koukou	koo-koo	99	Ratu Delano Navoti	rah-too de-lon-oh na-va-tee

VILLANOVA FOOTBALL GAME NOTES

OFFENSIVE DEPTH CHART

Pos.	No.	Name	Cl.	Ht.	Wt.	Hometown	Pronunciation
QB	4	Connor Watkins	6th	6-3	225	Williamsport, Pa.	
	3	Tanner Maddocks	So.	6-1	210	Reading, Pa.	mad-ocks
RB	20	Isaiah Ragland	R-Fr.	5-9	215	Alexandria, Va.	
	24	David Avit	Fr.	6-0	220	Potomac, Md.	Av-it
WR	22	Devin Smith	5th	5-10	185	Durham, N.C.	
	84	Daniel Lopes	Jr.	6-2	200	Cheshire, Conn.	
WR	16	Lucas Kopecky	Gr.	6-3	200	Rocky Hill, N.J.	ko-peck-ee
	83	Luke Daly	Jr.	6-1	195	Rye, N.Y.	daily
WR	5	Jaylan Sanchez	Jr.	6-0	200	North Bergen, N.J.	jalen
	80	Chris Colby	Fr.	6-3	210	Rowley, Mass.	
TE	85	Nolan Clayton	R-Fr.	6-5	245	King of Prussia, Pa.	
	89	James Welde	Sr.	6-4	250	Havertown, Pa.	
RT	67	Kyle Fay	R-Fr.	6-6	300	Cranford, N.J.	
	79	Ryan Cregan	Fr.	6-6	290	Morristown, N.J.	cree-ginn
LT	75	Stephane Voltaire	Jr.	6-5	320	Marion, Mass.	ste-fon vole-tare
	79	Ryan Cregan	Fr.	6-6	290	Morristown, N.J.	cree-ginn
C	69	Jake Picard	Sr.	6-4	310	Hope, R.I.	pa-card
	73	Gilbert Deglau	5th	6-5	295	Richmond, Va.	deg-lau (rhymes with wow)
RG	76	Chris McCullers	R-Fr.	6-3	315	Round Hill, Va.	
	73	Gilbert Deglau	5th	6-5	295	Richmond, Va.	deg-lau (rhymes with wow)
LG	78	Tommy Broderick	R-Fr.	6-5	305	Alpharetta, Ga.	
	79	Ryan Cregan	Fr.	6-6	290	Morristown, N.J.	cree-ginn

DEFENSIVE DEPTH CHART

Pos.	No.	Name	Elig.	Ht.	Wt.	Hometown	Pronunciation
DE	91	Ayden Howard	Sr.	6-2	295	McKinney, Texas	
	92	Nigel McSween	R-Fr.	6-4	255	Newark, N.J.	
DT	98	Obinna Nwobodo	Sr.	6-3	295	Wilmington, Del.	o-binn-uh / wa-BO-doe
	52	Chandon Pierre	6th	6-2	285	Reno, Nev.	CHAN-don
DE	93	Capri Martin	So.	6-2	260	Harlem, N.Y.	ka-pree
	97	Chuck Smith	5th	6-3	280	Suwanee, Ga.	
LB	31	Shane Hartzell	Jr.	6-0	230	Perkasie, Pa.	
	10	JR Strauss	So.	6-3	225	Reading, Pa.	
LB	44	Richie Kimmel	Sr.	6-1	235	Holmes, Pa.	
(or)	33	Turner Inge	So.	6-1	220	Williamstown, N.J.	
LB	28	Brendan Bell	5th	6-2	230	Basking Ridge, N.J.	
	11	Jordan Nelson	Sr.	6-2	230	Palmerton, Pa.	
CB	7	Tyrell Mims	5th	5-10	195	Philadelphia, Pa.	
	37	Zahmir Dawud	R-Fr.	6-0	185	North Brunswick, N.J.	da-woood
CB	0	Isas Waxter	5th	6-2	215	Newark, N.J.	ice-iss (goes by ice)
	38	Newton Essiem	Fr.	5-11	175	Frederick, Md.	
FS	4	Jalen Goodman	6th	6-0	205	Narberth, Pa.	
	8	Kaleb Moody	5th	5-10	205	North Andover, Mass.	
WS	34	Ethan Potter	5th	5-11	205	Chesapeake City, Md.	
	25	Christian Sapp	Jr.	6-0	195	East Stroudsburg, Pa.	
SS	9	Ty Trinh	5th	6-0	205	Owings Mills, Md.	trinn
	21	Jayvont Williams	R-Fr.	6-1	200	Fort Worth, Texas	

SPECIAL TEAMS DEPTH CHART

PK	45	Ethan Gettman	5th	6-4	205	Daytona Beach, Fla.	
	39	Luke Myers	Fr.	5-10	165	Breinigsville, Pa.	
KO	45	Ethan Gettman	5th	6-4	205	Daytona Beach, Fla.	
	45	Ethan Gettman	5th	6-4	205	Daytona Beach, Fla.	
P	97	Daniel Mueller	So.	5-10	190	Ephrata, Pa.	
H	16	Jack Ryder	Jr.	6-2	205	Media, Pa.	
LS	42	Timmy Furgeson	Gr.	6-2	225	Gaithersburg, Md.	
	54	Thomas Colello	Fr.	5-11	190	North Caldwell, N.J.	
KR	30	Ja'briel Mace	So.	5-9	180	Somers Point, N.J.	ja-breel
	34	Ethan Potter	5th	5-11	205	Chesapeake City, Md.	
PR	3	Tanner Maddocks	So.	6-1	210	Reading, Pa.	mad-ocks
	22	Devin Smith	5th	5-10	185	Durham, N.C.	

CAREER PARTICIPATION

#	Name	GP-GS
0	Isas Waxter, DB	41-24
1	Jon Wyatt, DB	14-1
2	Eli Smith, RB	10-0
3	Tanner Maddocks, QB	10-0
3	Josh Oluremi, DB	11-0
4	Connor Watkins, QB	43-32
4	Jalen Goodman, DB	49-44
5	Jaylan Sanchez, WR	31-24
6	Nate Hill, WR	9-0
7	Tyrell Mims, DB	46-17
8	James Mott, QB	3-0
8	Michael Benincasa, QB	2-0
8	Kaleb Moody, DB	30-10
9	Ty Trinh, DB	47-39
9	Antonio Johnson, TE	20-9
10	JR Strauss, LB	22-0
11	Jordan Nelson, LB	31-0
12	Colin Kennedy, LB	10-0
13	Ethan Carr, WR	2-0
14	Robert Russo, QB	0-0
14	Dylan Mills, QB	0-0
15	Kenyon Miles, WR	16-7
16	Jack Ryder, QB	8-0
16	Lucas Kopecky, WR	5-1
17	Irene Ngabonziza, WR	1-0
18	Julian Glantz, RB	18-0
19	Chris Dobrydney, WR	10-0
20	Isaiah Ragland, RB	10-5
21	Jayvont Williams, DB	9-0
22	Devin Smith, WR	41-33
23	Jamie Tyson, DB	3-0
24	David Avit, RB	8-1
25	Christian Sapp	28-5
26	Isaiah Wright, RB	12-0
27	Anthony Hawkins, DB	0-0
28	Brendan Bell, LB	45-29
30	Ja'briel Mace, RB	11-2
31	Shane Hartzell, LB	35-31
32	Omari Bursey, LB	2-0
33	Turner Inge, LB	21-2
34	Ethan Potter, DB	47-24
35	Langston White, LB	0-0
36	Damill Bostic, CB	1-0
37	Zahmir Dawud, DB	11-2
38	Newton Essiem, DB	8-0
39	Luke Myers, PK	0-0
40	Jason Hall, LB	12-0
41	Garrett Rogan, DB	8-0
42	Timmy Furgeson, LB	41-4
43	Nino Betances, DB	0-0
44	Richie Kimmel, LB	33-7
45	Ethan Gettman, PK	42-0
48	Ralee Stephens, WR	0-0
50	AJ Koukou, DL	0-0
51	Dale Law, LB	2-0
52	Chandon Pierre, DL	38-5
54	Thomas Colello, LS	0-0
55	Mike Kennedy, DL	13-0
56	Christian Caballero, LB	8-0
61	Dan McManus, OL	5-0
62	RJ Reyes, OL	0-0
63	Quin Whalen, OL	12-0
65	Ian Erickson, OL	18-0
66	Tyler Langin, DL	2-0
67	Kyle Fay, OL	12-7
69	Jake Picard, OL	34-28
70	Dhamir Wesley, OL	0-0
73	Gilbert Deglau, OL	32-22
74	Temi Ajirotutu, OL	37-31
75	Stephane Voltaire, OL	32-24
76	Chris McCullers, OL	12-8
78	Tommy Broderick, OL	9-4
79	Ryan Cregan, OL	4-1
80	Chris Colby, WR	5-0
81	Brandon Binkowski, WR	0-0
82	Ryan Kennedy, WR	0-0
83	Luke Daly, WR	20-0
84	Daniel Lopes, WR	27-6
85	Nolan Clayton, TE	8-5
86	Sean Brodnik, TE	0-0
87	Ryan Sorge, WR	0-0
88	Carmen Ostroski, TE	1-0
89	James Welde, TE	22-0
90	Sebastian Smith, K	0-0
91	Ayden Howard, DL	34-4
92	Nigel McSween, DL	9-0
93	Capri Martin, DL	19-8
94	Ivan Murray, DL	6-0
96	Ugo Nwotite, DL	2-0
97	Chuck Smith, DL	41-31
97	Daniel Mueller, P	1-0
98	Obinna Nwobodo, DL	24-8
99	Ratu Delano Navoti, DL	0-0

VILLANOVA FOOTBALL GAME NOTES

HAMPTON OFFENSE

Pos.	No.	Name	Cl.	Ht.	Wt.
QB (or)	1	Chris Zellous	R-Jr.	6-3	220
	7	Malcolm Mays	R-Sr.	6-5	195
WR	9	Kymari Gray	Jr.	6-2	185
	18	Abe Williams	So.	6-4	190
WR	6	Dorrian Moultrie	Gr.	5-11	190
	4	Jaden Wimberly	R-So.	6-1	180
WR	14	Brennan Ridley	Fr.	5-11	177
	11	Marshawn Marshall	R-Fr.	5-9	180
TE	89	TK Paisant	Gr.	6-5	250
	85	Christian Greenlaw	R-Fr.	6-5	230
RB	5	Elijah Burris	Sr.	5-10	205
	35	Tymere Robinson	Sr.	5-11	220
LT	77	Tyler McDuffie	R-Jr.	6-8	365
	66	Kaisarra Afusia-Breeland	Fr.	6-4	260
LG	71	Zach Perkins	Gr.	6-5	328
	65	Carlos Orea	R-So.	6-3	335
C	53	Aaron Garnett	R-So.	6-3	340
	51	Jalen Williamson-Thomas	R-Fr.	6-0	273
RG	75	Omari Allen	R-So.	6-4	300
	53	Aaron Garnett	R-So.	6-3	340
RT	70	Jeremiah Orr	R-Jr.	6-5	330
	69	Eliojah Blow	Fr.	6-6	310

HAMPTON SPECIALISTS

Pos.	No.	Name	Cl.	Ht.	Wt.
P	49	Brett Starling	R-Fr.	6-6	230
	37	Brian Csehoski	R-So.	5-10	170
PK	37	Brian Csehoski	R-So.	5-10	170
	49	Brett Starling	R-Fr.	6-6	230
LS	60	Jonathan Ward	Jr.	5-10	240
	36	Owen Edwards	Fr.	6-0	200
P Ret	6	Dorrian Moultrie	Gr.	5-11	190
	14	Brennan Ridley	Fr.	5-11	177
K Ret	6	Dorrian Moultrie	Gr.	5-11	190
	22	Randy Jordan	Gr.	5-9	175
Holder	49	Brett Starling	R-Fr.	6-6	230

HAMPTON DEFENSE

Pos.	No.	Name	Cl.	Ht.	Wt.
MLB	51	Michael Matthews-Canty	Fr.	6-3	215
	32	Jamar Darboe	Gr.	6-1	225
WLB	9	Corey Yeoman	R-So.	6-3	230
	50	Daniel Ufua	R-Fr.	6-1	210
LE	97	Christopher Eaton Jr.	Gr.	6-4	200
	68	Chris Jackson	R-Fr.	6-2	255
N	96	Akie Nance	Gr.	6-3	275
	71	Darrius Outlaw	Gr.	6-5	280
RT	95	Rodrick Dorsey	Sr.	6-2	285
	98	Jazari Prister	R-Fr.	6-8	255
RE	55	Richard Kramer	Fr.	6-4	255
	62	Nycer Kelly	R-Fr.	6-2	273
Sam	38	Jayden Whaley	Fr.	6-2	185
	5	Brandon Murphy	R-Fr.	5-11	200
CB	3	Darius Gooden	Gr.	6-2	205
	24	Darren Burton II	So.	5-11	185
CB	0	Omar Ibrahim	So.	6-2	180
	22	Randy Jordan	Gr.	5-9	175
FS	20	Will Hicks	R-Fr.	6-2	195
	35	Jordan Watkins	Jr.	6-2	195
SS	25	Jordan White	Gr.	5-11	190
	21	Tre Everett III	Gr.	5-11	195

HAMPTON COACHING STAFF

Trent Boykin	Brad Bustle
Head Coach	Run Game Coordinator
Kentwan Balmer	Assistant Coach, Tight Ends
Assistant Head Coach	Howard Feggins
Assistant Coach, Defensive Line	Special Team Coordinator
Todd McComb	Assistant Coach, Running Backs
Defensive Coordinator	Rod Howard
Assistant Coach, Linebackers	Assistant Coach, Defensive Line
Darryl Bullock	Joe Dailey
Recruiting Coordinator	Assistant Coach, Quarterbacks
Assistant Coach, Offensive Line	Darren Jackson
Bobby Blizzard	Assistant Coach, Defensive Backs
Offensive Coordinator	Brian Jenkins
Assistant Coach, Wide Receivers	Director of Football Operations
Le'Marcus Gibson	
Defensive Pass Game Coordinator	
Assistant Coach, Defensive Backs	

VILLANOVA FOOTBALL GAME NOTES

2024 OPPONENTS AT A GLANCE (40-46 OVERALL, 13-13 CAA FOOTBALL)

YOUNGSTOWN ST. (3-6, 2-3 MVFC)

Date	Opponent	Result
8.29	@ Villanova	L, 17-24
9.7	Valparaiso	W, 59-25
9.14	Duquesne	L, 25-28
9.21	@ Pittsburgh	L, 17-73
9.28	@ Missouri State (*)	L, 31-38
10.5	Indiana State (*)	W, 21-14
10.12	@ South Dakota St. (*)	L, 13-63
10.19	South Dakota (*)	L, 17-27
10.26	North Dakota (*)	W, 41-40
11.2	@ Illinois State (*)	
11.9	@ Southern Illinois (*)	
11.16	Northern Iowa (*)	

COLGATE (2-6, 1-1 Patriot)

Date	Opponent	Result
8.30	@ Maine	L, 14-17
9.7	vs. Villanova	L, 3-28
9.14	@ Akron	L, 20-31
9.21	Cornell	W, 41-24
9.28	@ Penn	L, 17-27
10.5	Holy Cross (*)	L, 7-38
10.19	Georgetown (*)	W, 38-28
10.26	@ Merrimack	L, 17-51
11.2	@ Fordham (*)	
11.9	Lafayette (*)	
11.16	@ Lehigh (*)	
11.23	@ Bucknell (*)	

TOWSON (4-4, 2-2 CAA)

Date	Opponent	Result
8.31	@ Cincinnati	L, 20-38
9.7	Morgan State	W, 14-9
9.14	@ Villanova (*)	L, 13-14
9.21	@ North Dakota State	L, 24-41
10.5	William & Mary (*)	W, 34-27
10.12	@ Norfolk State	W, 28-23
10.19	Stony Brook (*)	L, 24-52
10.26	@ Monmouth (*)	W, 26-14
11.2	@ Richmond (*)	
10.9	Hampton (*)	
11.16	N.C. A&T (*)	
11.23	@ Campbell (*)	

MARYLAND (4-4, 1-4 BIG TEN)

Date	Opponent	Result
8.31	Connecticut	W, 50-7
9.7	Michigan State (*)	L, 24-27
9.14	@ Virginia	W, 27-13
9.21	Villanova	W, 38-20
9.28	@ Indiana (*)	L, 28-42
10.11	Northwestern (*)	L, 10-37
10.19	USC (*)	W, 29-28
10.26	@ Minnesota (*)	L, 23-48
11.9	@ Oregon (*)	
11.16	Rutgers (*)	
11.23	Iowa (*)	
11.30	@ Penn State (*)	

LIU (2-7, 2-2 NORTHEAST)

Date	Opponent	Result
8.31	@ UAlbany	L, 21-27
9.7	@ TCU	L, 0-45
9.14	Lehigh	L, 17-20
9.21	Rhode Island	L, 21-28
9.28	@ Villanova	L, 10-24
10.5	@ Duquesne (*)	L, 21-47
10.12	Stonehill (*)	W, 31-7
10.19	@ Robert Morris (*)	L, 31-45
10.26	@ Central Conn. St. (*)	W, 24-21
11.9	@ Sacred Heart	
11.16	Saint Francis (*)	
11.23	@ Wagner (*)	

STONY BROOK (6-2, 3-1 CAA)

Date	Opponent	Result
8.31	@ Marshall	L, 3-45
9.7	Stonehill	W, 37-10
9.14	@ Fordham	W, 27-21
9.21	@ Campbell (*)	W, 24-17
9.28	Morgan State	W, 22-3
10.5	Villanova (*)	L, 24-42
10.19	@ Towson (*)	W, 52-24
10.26	William & Mary (*)	W, 35-13
11.2	@ Bryant (*)	
11.9	UAlbany (*)	
11.16	@ New Hampshire (*)	
11.23	Monmouth (*)	

MAINE (4-4, 2-3 CAA)

Date	Opponent	Result
8.30	Colgate	W, 17-14
9.7	@ Montana State	L, 24-41
9.14	Monmouth (*)	L, 22-51
9.21	@ Merrimack	W, 26-15
9.28	@ UAlbany (*)	W, 34-20
10.12	@ Delaware (*)	L, 21-44
10.19	Villanova (*)	W, 35-7
10.26	@ Rhode Island (*)	L, 14-24
11.2	@ Oklahoma	
11.9	Bryant (*)	
11.16	@ Elon (*)	
11.23	New Hampshire (*)	

NEW HAMPSHIRE (4-4, 2-2 CAA)

Date	Opponent	Result
8.29	@ UCF	L, 3-57
9.7	@ Holy Cross	W, 21-20
9.14	Stonehill	W, 45-6
9.21	Bryant (*)	W, 38-17
10.4	@ Harvard	L, 23-28
10.12	@ Elon (*)	W, 17-10
10.19	Rhode Island (*)	L, 9-26
10.26	@ Villanova (*)	L, 6-14
11.2	@ UAlbany (*)	
11.9	Monmouth (*)	
11.16	Stony Brook (*)	
11.23	@ Maine (*)	

HAMPTON (5-3, 2-2 CAA)

Date	Opponent	Result
8.31	Morgan State	L, 28-30
9.7	Virginia Union	W, 33-21
9.14	@ Norfolk State	W, 37-7
9.21	Howard	W, 27-20
9.28	@ William & Mary (*)	L, 7-49
10.5	Rhode Island (*)	L, 44-46
10.19	@ N.C. A&T (*)	W, 59-17
10.26	Elon (*)	W, 41-21
11.2	Villanova (*)	
11.9	@ Towson (*)	
11.16	Richmond (*)	
11.23	@ UAlbany (*)	

NORTH CAROLINA A&T (1-7, 0-4 CAA)

Date	Opponent	Result
8.29	@ Wake Forest	L, 13-45
9.7	Winston-Salem State	W, 27-20
9.14	Delaware (*)	L, 13-42
9.21	@ North Carolina Central	L, 24-66
9.28	@ South Carolina State	L, 25-45
10.5	@ Richmond (*)	L, 17-20
10.19	Hampton (*)	L, 17-59
10.26	@ Campbell (*)	L, 7-21
11.2	William & Mary (*)	
11.9	@ Villanova (*)	
11.16	@ Towson (*)	
11.23	Elon (*)	

MONMOUTH (4-4, 2-2 CAA)

Date	Opponent	Result
8.29	@ Eastern Washington	L, 27-42
9.7	Lafayette	L, 35-40
9.14	@ Maine (*)	W, 51-22
9.21	@ FIU	W, 45-42
9.28	Fordham	W, 63-21
10.5	Delaware (*)	L, 35-42
10.19	Bryant (*)	W, 55-17
10.26	Towson (*)	L, 14-26
11.2	@ Rhode Island (*)	
11.9	@ New Hampshire (*)	
11.16	Villanova (*)	
11.23	@ Stony Brook (*)	

DELAWARE (7-1, 4-1 CAA)

Date	Opponent	Result
8.29	Bryant	W, 48-17
9.14	@ N.C. A&T (*)	W, 42-13
9.21	Penn	W, 29-22
9.28	Sacred Heart	W, 49-0
10.5	@ Monmouth (*)	W, 42-35
10.12	Maine (*)	W, 44-21
10.19	@ Richmond (*)	L, 9-28
10.26	UAlbany (*)	W, 28-14
11.9	Rhode Island (*)	
11.16	Campbell (*)	
11.23	@ Villanova (*)	

VILLANOVA FOOTBALL GAME NOTES

VILLANOVA QUARTERBACKS

#4 CONNOR WATKINS

PASSING STATS

OPPONENT	COMP-ATT-INT	YDS	TD	LONG
Youngstown State	6-17-0	90	0	35
at Colgate	18-28-0	247	2	71
Towson	14-25-0	116	2	28
at Maryland	12-29-0	106	1	24
LIU	10-18-0	128	0	45
at Stony Brook	9-19-0	152	1	32
at Maine	14-31-2	117	0	16
New Hampshire	7-13-0	112	2	31
at Hampton				
North Carolina A&T				
at Monmouth				
Delaware				
SEASON	90-180-2	1068	8	71
CAREER	385-701-23	5906	45	83

RUSHING STATS

OPPONENT	ATT-YDS-TD	LONG
Youngstown State	10-107-2	45
at Colgate	6-18-1	13
Towson	13-65-0	12
at Maryland	12-12-0	10
LIU	8-30-0	17
at Stony Brook	5-27-0	35
at Maine	7-(-29)-0	7
New Hampshire	7-30-0	20
at Hampton		
North Carolina A&T		
at Monmouth		
Delaware		
SEASON	68-260-3	45
CAREER	251-1086-22	75

#8 JAMES MOTT

PASSING STATS

OPPONENT	COMP-ATT-INT	YDS	TD	LONG
Youngstown State	DNP			
at Colgate	DNP			
Towson	DNP			
at Maryland	DNP			
LIU	DNP			
at Stony Brook	DNP			
at Maine	DNP			
New Hampshire	DNP			
at Hampton				
North Carolina A&T				
at Monmouth				
Delaware				
SEASON	2-3-0	9	0	6
VILLANOVA	3-4-0	14	0	6
CAREER				

RUSHING STATS

OPPONENT	ATT-YDS-TD	LONG
Youngstown State	DNP	
at Colgate	DNP	
Towson	DNP	
at Maryland	DNP	
LIU	DNP	
at Stony Brook	DNP	
at Maine	DNP	
New Hampshire	DNP	
at Hampton		
North Carolina A&T		
at Monmouth		
Delaware		
SEASON		
VILLANOVA		
CAREER		

#12 TANNER MADDOCKS

PASSING STATS

OPPONENT	COMP-ATT-INT	YDS	TD	LONG
Youngstown State	DNP			
at Colgate	DNP			
Towson	DNP			
at Maryland	4-4-0	50	0	24
LIU	0-1-0	0	0	0
at Stony Brook				
at Maine	4-9-0	62	0	23
New Hampshire				
at Hampton				
North Carolina A&T				
at Monmouth				
Delaware				
SEASON	8-14-0	112	0	24
CAREER	14-20-0	156	0	40

RUSHING STATS

OPPONENT	ATT-YDS-TD	LONG
Youngstown State	DNP	
at Colgate	DNP	
Towson	DNP	
at Maryland	1-8-1	8
LIU		
at Stony Brook		
at Maine	4-9-1	17
New Hampshire		
at Hampton		
North Carolina A&T		
at Monmouth		
Delaware		
SEASON	5-17-2	17
CAREER	10-32-2	17

SEASON AND CAREER HIGHS

	<u>SEASON HIGHS</u>		<u>CAREER HIGHS</u>	
CONNOR WATKINS				
Passing Attempts	31	Maine	31	3x
Completions	18	Colgate	18	2x
Passing Yards	247	Colgate	361	2023, Stony B.
Touchdowns	2	3x	4	2x
Interceptions	2	Maine	4	2022, LIU
Long Pass	71	Colgate	83	2022, Maine
Total Offense	265	Colgate	395	2023, Stony B.
Rushing Attempts	13	Colgate	13	2x (2023)
Rushing Yards	107	YSU	130	2022, Hamp.
Rushing Touchdowns	2	YSU	3	2023, URI
Long Rush	45	YSU	75	2022, Hamp.
TANNER MADDOCKS				
Passing Attempts	9	Maine	9	2024, Maine
Completions	4	2x	4	3x
Passing Yards	62	Maine	62	2024, Maine
Touchdowns				
Interceptions				
Long Pass	24	Maryland	40	2023, Stony B.
Total Offense	71	Maine	71	2024, Maine
Rushing Attempts	4	Maine	4	2024, Maine
Rushing Yards	9	Maine	12	2023, Stony B.
Rushing Touchdowns	1	2x	1	2x (2024)
Long Rush	17	Maine	17	2024, Maine
JAMES MOTT				
Passing Attempts			3	2023, Lehigh
Completions			2	2023, Lehigh
Passing Yards			9	2023, Lehigh
Touchdowns				
Interceptions				
Long Pass			6	2023, Lehigh
Total Offense			9	2023, Lehigh
Rushing Attempts				
Rushing Yards				
Rushing Touchdowns				
Long Rush				

VILLANOVA FOOTBALL GAME NOTES

VILLANOVA RUNNING BACKS

#20 ISAAH RAGLAND

OPPONENT	RUSHING ATT-YDS-TD	LG	RECEIVING REC-YDS-TD	LG
Youngstown State	7-65-1	31	1-5-0	5
at Colgate	12-58-1	23	2-10-0	11
Towson	17-141-0	65	1-0-0	0
at Maryland	5-19-0	11	2-30-0	24
LIU	14-47-2	12		
at Stony Brook	DNP			
at Maine	DNP			
New Hampshire	6-27-0	8		
at Hampton				
North Carolina A&T				
at Monmouth				
Delaware				
SEASON	61-357-4	65	6-45-0	24
CAREER	85-518-4	65	6-45-0	24

#24 DAVID AVIT

OPPONENT	RUSHING ATT-YDS-TD	LG	RECEIVING REC-YDS-TD	LG
Youngstown State	5-42-0	20		
at Colgate	5-31-0	13		
Towson	7-29-0	11		
at Maryland	7-13-0	5		
LIU	24-160-1	14		
at Stony Brook	13-183-4	72		
at Maine	10-39-0	8	1-3-0	3
New Hampshire	14-59-0	9		
at Hampton				
North Carolina A&T				
at Monmouth				
Delaware				
SEASON	85-556-5	72	1-3-0	3
CAREER	85-556-5	72	1-3-0	3

#2 ELI SMITH

OPPONENT	RUSHING ATT-YDS-TD	LG	RECEIVING REC-YDS-TD	LG
Youngstown State	DNP			
at Colgate	DNP			
Towson	DNP			
at Maryland	1-4-0	4		
LIU	DNP			
at Stony Brook	DNP			
at Maine	3-17-0	8	1-21-0	21
New Hampshire				
at Hampton				
North Carolina A&T				
at Monmouth				
Delaware				
SEASON	4-21-0	8	1-21-0	21
CAREER	37-192-0	18	2-23-0	21

#30 JA'BRIEL MACE

OPPONENT	RUSHING ATT-YDS-TD	LG	RECEIVING REC-YDS-TD	LG
Youngstown State	1-6-0	6	1-35-0	35
at Colgate	1-0-0	0	2-16-0	10
Towson			1-6-0	6
at Maryland	2-24-0	23		
LIU				
at Stony Brook	13-46-1	21		
at Maine	3-2-0	3	2-13-0	13
New Hampshire	3-35-0	24	1-11-0	11
at Hampton				
North Carolina A&T				
at Monmouth				
Delaware				
SEASON	23-113-1	24	7-81-0	35
CAREER	42-216-1	28	8-82-0	35

SEASON AND CAREER HIGHS

	SEASON HIGHS		CAREER HIGHS	
ISAAH RAGLAND				
Rushing Attempts	17	Towson	17	2024, Towson
Rushing Yards	141	Towson	141	2024, Towson
Rushing Touchdowns	2	LIU	2	2024, LIU
Long Rush	65	Towson	65	2024, Towson
100+ Rushing Yards	1		2	
Receptions	2	2x	2	2x (2024)
Receiving Yards	30	Maryland	30	2024, Maryland
Long Reception	24	Maryland	24	2024, Maryland
All-Purpose Yards	141	Towson	141	2024, Towson
DAVID AVIT				
Rushing Attempts	24	LIU	24	2024, LIU
Rushing Yards	183	Stony Brook	183	2024, Stony B.
Rushing Touchdowns	4	Stony Brook	183	2024, Stony B.
Long Rush	72	Stony Brook	72	2024, Stony B.
100+ Rushing Yards	2		2	
Receptions	1	Maine	1	2024, Maine
Receiving Yards	3	Maine	3	2024, Maine
Long Reception	3	Maine	3	2024, Maine
All-Purpose Yards	183	Stony Brook	183	2024, Stony B.
ISAAH WRIGHT				
Rushing Attempts	6	Colgate	6	2024, Colgate
Rushing Yards	31	Stony Brook	31	2024, Stony B.
Rushing Touchdowns			1	2023, Stony B.
Long Rush	25	Stony Brook	25	2024, Stony B.
Receptions	1	Maine	1	2024, Maine
Receiving Yards	5	Maine	5	2024, Maine
Long Reception	5	Maine	5	2024, Maine
All-Purpose Yards	33	LIU	33	2024, LIU
JA'BRIEL MACE				
Rushing Attempts	13	Stony Brook	13	2x
Rushing Yards	46	Stony Brook	76	2023, Towson
Rushing Touchdowns	1	Stony Brook	1	2024, Stony B.
Long Rush	24	UNH	28	2023, Towson
Receptions	2	2x	2	2x (2024)
Receiving Yards	35	YSU	35	2024, YSU
Long Reception	35	YSU	35	2024, YSU
All-Purpose Yards	52	LIU	77	2023, Towson
ELI SMITH				
Rushing Attempts	3	Maine	7	2x (2022)
Rushing Yards	17	Maine	48	2022, W&M
Long Rush	8	Maine	18	2022, W&M
Receptions	1	Maine	1	2x
Receiving Yards	21	Maine	21	2024, Maine
Long Reception	21	Maine	21	2024, Maine
All-Purpose Yards	29	Maine	50	2022, W&M

VILLANOVA FOOTBALL GAME NOTES

VILLANOVA WIDE RECEIVERS/TIGHT ENDS

#5 JAYLAN SANCHEZ

RECEIVING STATS		
OPPONENT	REC-YDS-TD	LG
Youngstown State	1-10-0	10
at Colgate	1-25-0	25
Towson	4-59-2	28
at Maryland	3-9-0	3
LIU	2-55-0	45
at Stony Brook	3-38-0	17
at Maine	3-36-0	16
New Hampshire	1-13-0	13
at Hampton		
North Carolina A&T		
at Monmouth		
Delaware		
SEASON	16-345-2	45
CAREER	56-1026-6	68

#22 DEVIN SMITH

RECEIVING STATS		
OPPONENT	REC-YDS-TD	LG
Youngstown State		
at Colgate	6-116-2	71
Towson	3-6-0	5
at Maryland	5-62-1	17
LIU	4-29-0	18
at Stony Brook	2-29-0	23
at Maine	1-4-0	4
New Hampshire	3-60-1	31
at Hampton		
North Carolina A&T		
at Monmouth		
Delaware		
SEASON	24-306-4	71
VILLANOVA	24-306-4	71
CAREER	125-1824-19	91

#83 LUKE DALY

RECEIVING STATS		
OPPONENT	REC-YDS-TD	LG
Youngstown State		
at Colgate	2-23-0	12
Towson	2-13-0	8
at Maryland		
LIU	1-5-0	5
at Stony Brook	1-32-0	32
at Maine		
New Hampshire	DNP	
at Hampton		
North Carolina A&T		
at Monmouth		
Delaware		
SEASON	6-74-0	32
CAREER	9-127-0	45

#85 NOLAN CLAYTON

RECEIVING STATS		
OPPONENT	REC-YDS-TD	LG
Youngstown State		
at Colgate	1-15-0	15
Towson		
at Maryland		
LIU		
at Stony Brook		
at Maine		
New Hampshire	1-3-0	3
at Hampton		
North Carolina A&T		
at Monmouth		
Delaware		
SEASON	2-18-0	18
CAREER	2-18-0	18

#15 KENYON MILES

RECEIVING STATS		
OPPONENT	REC-YDS-TD	LG
Youngstown State	2-17-0	10
at Colgate	1-6-0	6
Towson	2-19-0	14
at Maryland	2-6-0	3
LIU		
at Stony Brook		
at Maine	2-21-0	16
New Hampshire	DNP	
at Hampton		
North Carolina A&T		
at Monmouth		
Delaware		
SEASON	9-69-0	19
CAREER	10-89-0	20

#84 DANIEL LOPES

RECEIVING STATS		
OPPONENT	REC-YDS-TD	LG
Youngstown State	1-23-0	23
at Colgate	3-36-0	23
Towson	1-13-0	13
at Maryland	1-10-0	10
LIU		
at Stony Brook	2-27-0	18
at Maine	2-10-0	5
New Hampshire		
at Hampton		
North Carolina A&T		
at Monmouth		
Delaware		
SEASON	10-114-0	23
CAREER	20-224-1	39

#80 CHRIS COLBY

RECEIVING STATS		
OPPONENT	REC-YDS-TD	LG
Youngstown State		
at Colgate	DNP	
Towson	DNP	
at Maryland	1-24-0	24
LIU	1-5-0	5
at Stony Brook	DNP	
at Maine	1-23-0	23
New Hampshire		
at Hampton		
North Carolina A&T		
at Monmouth		
Delaware		
SEASON	3-52-0	24
CAREER	3-52-0	24

#89 JAMES WELDE

RECEIVING STATS		
OPPONENT	REC-YDS-TD	LG
Youngstown State		
at Colgate		
Towson		
at Maryland		
LIU		
at Stony Brook		
at Maine		
New Hampshire		
at Hampton		
North Carolina A&T		
at Monmouth		
Delaware		
SEASON		
CAREER		

SEASON AND CAREER HIGHS

	SEASON HIGHS		CAREER HIGHS	
JAYLAN SANCHEZ				
Receptions	4	Towson	6	2023, NCAT
Receiving Yards	59	Towson	158	2023, NCAT
Receiving Touchdowns	2	Towson	2	2x
Long Reception	28	Towson	68	2023, Colgate
100+ Receiving Yards			3	
All-Purpose Yards	59	Towson	157	2023, NCAT
100+ All-Purpose Yards			3	
KENYON MILES				
Receptions	2	4x	2	4x (2024)
Receiving Yards	21	Maine	21	2024, Maine
Long Reception	16	Maine	20	2023, UAlbany
All-Purpose Yards	21	Maine	21	2024, Maine
DEVIN SMITH				
Receptions	6	Colgate	6	3x
Receiving Yards	116	Colgate	202	2023, Rich.
Receiving Touchdowns	2	Colgate	2	4x
Long Reception	71	Colgate	91	2023, Rich.
100+ Receiving Yards	1		3	
All-Purpose Yards	149	Maryland	220	2023, Rich.
100+ All-Purpose Yards	2		5	
DANIEL LOPES				
Receptions	3	Colgate	3	2024, Colgate
Receiving Yards	36	Colgate	39	2022, W&M
Receiving Touchdowns			1	2x (2022)
Long Reception	23	2x	39	2022, W&M
All-Purpose Yards	23	2x	42	2022, W&M
LUKE DALY				
Receptions	2	2x	2	2x (2024)
Receiving Yards	32	Stony Brook	45	2023, YSU
Long Reception	32	Stony Brook	45	2023, YSU
All-Purpose Yards	32	Stony Brook	45	2023, YSU
NATE HILL				
Receptions	1	Maryland	1	2x
Receiving Yards	6	Maryland	6	2x
Long Reception	6	Maryland	6	2x
All-Purpose Yards	6	Maryland	6	2x
LUCAS KOPECKY				
Receptions	4	Maine	4	2024, Maine
Receiving Yards	43	Maine	43	2024, Maine
Receiving Touchdowns	1	2x	1	2x (2024)
Long Reception	26	Stony Brook	26	2024, Stony B.
All-Purpose Yards	43	Maine	43	2024, Maine
NOLAN CLAYTON				
Receptions	1	2x	1	2x (2024)
Receiving Yards	15	Colgate	15	2024, Colgate
Long Reception	15	Colgate	15	2024, Colgate
All-Purpose Yards	15	Colgate	15	2024, Colgate
ANTONIO JOHNSON				
Receptions			2	3x
Receiving Yards			40	2023, YSU
Receiving Touchdowns			1	2023, Colgate
Long Reception			34	2023, YSU
All-Purpose Yards			40	2023, YSU

VILLANOVA FOOTBALL GAME NOTES

VILLANOVA SPECIALISTS

#45 ETHAN GETTMAN				
KICKING STATS				
OPPONENT	PAT	FG	LG	
Youngstown State	3-3	1-2	42	
at Colgate	4-4	—	—	
Towson	2-2	—	—	
at Maryland	2-2	2-3	37	
LIU	3-3	1-2	24	
at Stony Brook	6-6	0-1	—	
at Maine	1-1	0-1	—	
New Hampshire	2-2	0-0	—	
at Hampton				
North Carolina A&T				
at Monmouth				
Delaware				
SEASON	23-23	4-9	42	
VILLANOVA	23-23	4-9	42	
CAREER	101-105	31-47	56	

#45 ETHAN GETTMAN				
PUNTING STATS				
OPPONENT	#	Avg.	LG	I20
Youngstown State	3	46.0	62	2
at Colgate	5	43.8	48	1
Towson	6	38.7	49	2
at Maryland	4	43.0	55	0
LIU	4	39.0	45	2
at Stony Brook	4	43.5	50	0
at Maine	5	41.8	48	1
New Hampshire	4	43.0	72	0
at Hampton				
North Carolina A&T				
at Monmouth				
Delaware				
SEASON	35	42.1	72	8
VILLANOVA	35	42.1	72	8
CAREER	109	38.1	82	27

	SEASON HIGHS		CAREER HIGHS	
ETHAN GETTMAN				
Field Goals Made	2	Maryland	3	3x
Field Goals Attempted	3	Maryland	4	2022, Char. So.
Long Field Goal	42	YSU	56	2022, Campbell
40+ Yard Field Goals	1		8	
PATs Made	6	Stony Brook	8	2022, So. Ct. St.
PATs Attempted	6	Stony Brook	8	2022, So. Ct. St.
Punts	6	Towson	6	2x
Punting Yards	232	Towson	232	2024, Towson
Punting Average	46.0	YSU	48.0	2021, Saint Fran.
Long Punt	72	UNH	82	2021, Saint Fran.
Inside 20-Yard Line	7		26	
50+ Yard Punts	5		9	
Kickoffs	7	Stony Brook	9	2x (2022)
Kickoff Yards	443	Stony Brook	578	2022, So. Ct. St.
Kickoff Average	63.4	Colgate	65.7	2022, H. Cross

#22 DEVIN SMITH						
OPPONENT	KICK RETURNS			PUNT RETURNS		
	NO-YDS-TD	AVG.	LG	NO-YDS-TD	Avg.	LG
Youngstown State						
at Colgate						
Towson				2-19-0	9.5	19
at Maryland	4-87-0	21.8	25			
LIU	1-8-0	8.0	8			
at Stony Brook				1-0-0	0.0	0
at Maine	4-95-0	23.8	28	1-0-0	0.0	0
New Hampshire						
at Hampton						
North Carolina A&T						
at Monmouth						
Delaware						
SEASON	9-190-0	21.1	28	4-19-0	4.8	19
VILLANOVA	9-190-0	21.1	28	4-19-0	4.8	19
CAREER	23-404-0	17.6	30	4-19-0	4.8	19

#34 ETHAN POTTER						
OPPONENT	KICK RETURNS			PUNT RETURNS		
	NO-YDS-TD	AVG.	LG	NO-YDS-TD	Avg.	LG
Youngstown State						
at Colgate						
Towson						
at Maryland						
LIU						
at Stony Brook						
at Maine						
New Hampshire						
at Hampton						
North Carolina A&T						
at Monmouth						
Delaware						
SEASON						
CAREER	1-24-0	24.0	24			

#3 TANNER MADDOCKS						
OPPONENT	KICK RETURNS			PUNT RETURNS		
	NO-YDS-TD	AVG.	LG	NO-YDS-TD	Avg.	LG
Youngstown State	DNP					
at Colgate	DNP					
Towson	DNP					
at Maryland						
LIU				1-0-0	0.0	0
at Stony Brook				1-22-0	22.0	22
at Maine						
New Hampshire						
at Hampton						
North Carolina A&T						
at Monmouth						
Delaware						
SEASON				2-22-0	11.0	22
CAREER				2-22-0	11.0	22

CONNOR WATKINS			
Punts	1	2x	8 2021, Penn St.
Punting Yards	31	Colgate	277 2021, Penn St.
Punting Average	31.0	Colgate	40.5 2021, JMU
Long Punt	31	Colgate	50 2021, JMU
Inside 20-Yard Line	2		3
50+ Yards Punts			1
CHRISTIAN SAPP			
Kickoff Returns	4	Towson	4 2024, Towson
Kickoff Return Yards	64	Towson	64 2024, Towson
Long Kickoff Return	42	YSU	42 2024, YSU
ETHAN POTTER			
Kickoff Returns			1
DEVIN SMITH			
Kickoff Returns	4	Maryland	4 2024, Maryland
Kickoff Return Yards	87	Maryland	87 2024, Maryland
Long Kickoff Return	25	Maryland	30 2023, Howard
Punt Returns	2	Towson	2 2024, Towson
Punt Return Yards	19	Towson	19 2024, Towson
Long Punt Return	19	Towson	19 2024, Towson
NOLAN CLAYTON			
Kickoff Returns	1	UNH	1 2024, LIU
Kickoff Return Yards	11	UNH	11 2024, UNH
Long Kickoff Return	11	UNH	11 2024, UNH
JASON HALL			
Kickoff Returns	1	Towson	1 2023, Towson
Kickoff Return Yards	0	Towson	0 2023, Towson
Long Kickoff Return	0	Towson	0 2023, Towson
JA'BRIEL MACE			
Kickoff Returns	1	UNH	1 2024, LIU
Kickoff Return Yards	12	UNH	12 2024, UNH
Long Kickoff Return	12	UNH	12 2024, UNH
ISAIAH WRIGHT			
Kickoff Returns	1	LIU	1 2024, LIU
Kickoff Return Yards	31	LIU	31 2024, LIU
Long Kickoff Return	31	LIU	31 2024, LIU
TANNER MADDOCKS			
Punt Returns	1	2x	1 2x (2024)
Punt Return Yards	22	Stony Brook	22 2024, Stony B.
Long Punt Return	22	Stony Brook	22 2024, Stony B.
JAYLAN SANCHEZ			
Kickoff Returns	1	2x	1 3x
Kickoff Return Yards	10	UAlbany	39 2022, W&M
Long Kickoff Return	10	UAlbany	30 2022, Hamp.

VILLANOVA FOOTBALL GAME NOTES

VILLANOVA DEFENSE

SEASON HIGHS

CAREER HIGHS

	Tackles	TFL	Sacks	Breakups		Tackles	TFL	Sacks	Breakups
Temi Ajitrotutu						1, 2023	—	—	—
Brendan Bell	15, 10.5	4.5, 10.26	1.0, 2x	1, 9.14		15, 2024	4.5, 2024	1.0, 4x	1, 6x
Damill Bostic	1, 9.7					1, 2024	—	—	—
Zahmir Dawud	4, 2x	1.0, 9.7				4, 2x	1.0, 2024	—	1, 2023
Newton Essiem	2, 10.5					2, 2024	—	—	—
Kyle Fay	1, 10.26					1, 2024	—	—	—
Timmy Furgeson	1, 10.26					8, 2022	1.0, 2x	1.0, 2x	—
Julian Glantz						1, 3x	—	—	—
Jalen Goodman	9, 2x	1.0, 10.26		1, 9.14		13, 2020	1.5, 2021	—	2, 2019
Jason Hall	1, 3x					1, 3x	—	—	—
Shane Hartzell	20, 10.6	2.0, 10.26	1.0, 2x			20, 2024	2.0, 3x	1.0, 10x	1, 3x
Ayden Howard	6, 9.21	1.0, 8.29	1.0, 8.29	1, 9.7		6, 2024	1.5, 2023	1.0, 2024	1, 2x
Turner Inge	6, 10.19	1.0, 2x				6, 2024	2.0, 2023	1.0, 2023	—
Antonio Johnson						1, 2023	—	—	—
Colin Kennedy						3, 2023	—	—	—
Mike Kennedy	1, 3x					1, 4x	—	—	—
Richie Kimmel	10, 2x	0.5, 9.14	0.5, 9.14	2, 9.28		10, 2x	1.5, 2023	0.5, 2024	2, 2024
Dale Law						1, 2x	—	—	—
Daniel Lopes						1, 2023	—	—	—
Capri Martin	5, 9.14	1.0, 2x	1.0, 9.14			5, 2x	1.0, 2x	1.0, 2024	—
Nigel McSween	4, 10.5	1.0, 2x	1.0, 2x	1, 10.5		4, 2024	1.0, 2x	1.0, 2x	1, 2024
Tyrell Mims	5, 9.14	1.0, 10.5				6, 3x	1.0, 5x	1.0, 2023	2, 2x
Kaleb Moody	1, 9.14			1, 2x		10, 2023	1.5, 2023	1.0, 2023	2, 2x
Ivan Murray	1, 2x					1, 2x	—	—	—
Jordan Nelson	7, 10.19	1.5, 10.19				7, 2024	1.5, 2024	—	1, 2023
Obinna Nwobodo	5, 10.19	0.5, 3x	0.5, 9.14			4, 2024	1.0, 2023	0.5, 2024	—
Josh Oluremi						1, 7x	—	—	—
Chandon Pierre	2, 8.29	0.5, 2x				5, 2021	1.0, 6x	1.0, 3x	—
Ethan Potter	10, 2x	0.5, 4x	0.5, 10.26	1, 3x		11, 2x	2.5, 2022	0.5, 2x	1, 9x
Garrett Rogan						1, 2023	—	—	—
Jaylan Sanchez	1, 10.26					1, 2024	—	—	—
Christian Sapp	6, 9.14	1.0, 9.14				6, 2024	1.0, 4x	1.0, 2023	1, 2022
Chuck Smith	4, 9.14	1.0, 9.28	0.5, 9.7			8, 2021	1.5, 2x	1.5, 2023	1, 2023
Devin Smith						1, 2x	—	—	—
JR Strauss	2, 10.5					2, 2x	1.0, 2023	—	—
Ty Trinh	6, 9.7	2.0, 9.21		1, 3x		12, 2023	2.0, 2x	—	2, 2x
Stephane Voltaire						1, 2023	—	—	—
Isas Waxter	6, 10.19	1.0, 2x		1, 2x		7, 2019	1.0, 6x	1.0, 2021	2, 2023
Jayvont Williams	1, 10.5					1, 2x	—	—	—
Jon Wyatt	3, 9.7	0.5, 9.7				3, 2024	0.5, 2024	—	1, 2x

GAME BY GAME DEFENSIVE STATISTICS

OPPONENT	TFL	SACKS	FF	FR	INT	PBU	BLK	YARDS	POINTS
Youngstown State	5-15	1-1	1	1	2	2	0	321	17
at Colgate	5-21	1-12	0	0	1	2	0	264	3
Towson	4-21	3-17	1	0	0	4	2	394	13
at Maryland	7-17	1-7	1	1	1	1	0	497	38
LIU	1-5	0-0	0	2	0	3	0	176	10
at Stony Brook	7-29	2-19	2	1	1	2	0	310	24
at Maine	5-17	1-11	2	1	0	0	0	341	35
New Hampshire	9-38	2-20	1	1	0	2	0	254	6
at Hampton									
North Carolina A&T									
at Monmouth									
Delaware									
TOTAL	43-163	11-87	8	7	5	16	2	2557	146

VILLANOVA FOOTBALL GAME NOTES

GAME BY GAME TACKLES

Total Tackles	UA-A	TOT	YSU	COL	TOW	MD	LIU	SB	ME	UNH	HAM	NCAT	MON	DEL
Shane Hartzell	36-39	75	7-4	4-2	0-8	5-2	3-4	5-6	4-1	8-12				
Brendan Bell	37-33	70	5-6	9-1	2-10	4-1	3-1	7-8	1-3	6-3				
Ethan Potter	25-27	52	4-2	2-2	2-3	7-3	0-2	1-6	6-4	3-5				
Jalen Goodman	27-11	38	6-1	3-0	6-3	3-2	2-0	2-1	0-1	5-4				
Richie Kimmel	10-26	36	2-8	1-4	1-6	2-1	0-0	3-7	1-0	DNP				
Ty Trinh	17-12	29	5-0	4-2	0-2	4-1	1-2	1-3	1-1	1-1				
Turner Inge	11-12	23	1-0	2-1	1-0	2-0	2-0	2-2	0-6	1-3				
Ayden Howard	9-14	23	1-2	1-1	0-1	4-2	0-3	2-1	1-2	0-2				
Isas Waxter	17-5	22	DNP	0-0	1-2	2-0	2-0	4-0	5-1	3-2				
Tyrell Mims	18-3	21	1-0	DNP	4-1	3-1	4-0	2-1	1-0	3-0				
Zahmir Dawud	12-7	19	3-1	2-0	1-3	2-1	0-0	0-0	2-1	2-1				
Nigel McSween	6-11	17	1-0	0-1	1-2	1-0	0-1	3-1	0-3	0-3				
Christian Sapp	13-3	16	2-0	3-1	5-1	DNP	DNP	1-0	1-0	1-1				
Jordan Nelson	5-11	16	0-0	0-1	0-2	1-1	2-0	1-1	1-6	0-0				
Obinna Nwobodo	4-12	16	1-0	1-0	0-4	1-0	0-0	0-1	1-4	0-3				
Chuck Smith	3-13	16	0-1	1-2	0-4	0-1	1-0	1-2	0-2	0-1				
Capri Martin	5-9	14	1-1	0-0	1-4	1-2	0-0	1-0	0-1	1-1				
Newton Essiem	3-2	5	0-0	1-0	0-0	1-0	0-0	0-2	1-0	0-0				
Chandon Pierre	1-4	5	0-2	DNP	DNP	0-1	0-0	0-0	0-1	1-0				
Jon Wyatt	2-2	4	0-0	1-2	0-0	0-0	DNP	1-0	0-0	DNP				
Jason Hall	3-0	3	1-0	1-0	0-0	0-0	0-0	1-0	0-0	0-0				
Mike Kennedy	1-2	3	0-0	0-0	0-1	0-1	1-0	0-0	0-0	0-0				
JR Strauss	1-2	3	0-0	0-0	0-0	0-0	0-0	1-1	0-1	0-0				
Ivan Murray	1-1	2	DNP	0-0	0-0	1-0	0-1	0-0	0-0	DNP				
Damill Bostic	1-0	1	0-0	1-0	DNP	DNP	DNP	DNP	DNP	DNP				
Kyle Fay	1-0	1	0-0	0-0	0-0	0-0	0-0	0-0	0-0	1-0				
Timmy Furgeson	0-1	1	0-0	0-0	0-0	0-0	0-0	0-0	0-0	0-1				
Kaleb Moody	0-1	1	0-0	0-0	0-1	0-0	0-0	0-0	0-0	0-0				
Jaylan Sanchez	0-1	1	0-0	0-0	0-0	0-0	0-0	0-0	0-0	0-1				
Jayvont Williams	0-1	1	DNP	0-0	0-0	0-0	0-0	0-1	0-0	0-0				
TOTAL	269-266	535	41-28	37-20	25-58	44-20	21-14	39-44	26-38	36-44				

SPECIAL TEAMS TACKLES

Total Tackles	KO-PU	TOT	YSU	COL	TOW	MD	LIU	SB	ME	UNH	HAM	NCAT	MON	DEL
Turner Inge	3-1	4	1-0	0-0	0-1	0-0	0-0	2-0	0-0	0-0				
Tyrell Mims	2-2	4	1-0	0-0	0-1	0-0	0-1	1-0	0-0	0-0				
Jason Hall	3-0	3	1-0	1-0	0-0	0-0	0-0	1-0	0-0	0-0				
Ethan Potter	2-1	3	1-0	0-0	0-0	0-0	0-0	0-0	1-0	0-1				
Christian Sapp	2-0	2	0-0	0-0	2-0	DNP	DNP	0-0	0-0	0-0				
Brendan Bell	1-0	1	0-0	0-0	0-0	0-0	0-0	1-0	0-0	0-0				
Jalen Goodman	1-0	1	1-0	0-0	0-0	0-0	0-0	0-0	0-0	0-0				
Jordan Nelson	1-0	1	0-0	0-0	0-0	0-0	0-0	1-0	0-0	0-0				
Timmy Furgeson	0-1	1	0-0	0-0	0-0	0-0	0-0	0-0	0-0	0-1				
Ayden Howard	0-1	1	0-0	0-0	0-0	0-1	0-0	0-0	0-0	0-0				
Jaylan Sanchez	0-1	1	0-0	0-0	0-0	0-0	0-0	0-0	0-0	0-1				
TOTAL	15-7	22	5-0	1-0	2-2	0-1	0-1	6-0	1-0	0-3				

VILLANOVA FOOTBALL GAME NOTES

GAME BY GAME STARTERS

OFFENSE	QB	RB	WR	WR	WR	TE/WR	LT	LG	C	RG	RT
YSU	Watkins	Ragland	Sanchez	D. Smith	Miles	Lopes	Voltaire	Broderick	Picard	McCullers	Ajirotutu
Colgate	Watkins	Ragland	Sanchez	D. Smith	Miles	Clayton	Voltaire	Ajirotutu	Picard	McCullers	Fay
Towson	Watkins	Ragland	Sanchez	D. Smith	Miles	Clayton	Voltaire	Ajirotutu	Picard	McCullers	Fay
Maryland	Watkins	Ragland	Sanchez	D. Smith	Miles	Clayton	Voltaire	Cregan	Picard	McCullers	Fay
LIU	Watkins	Ragland	Sanchez	Lopes	Miles	Clayton	Voltaire	Broderick	Picard	McCullers	Fay
Stony Brook	Watkins	Mace	Sanchez	D. Smith	Miles	Lopes	Voltaire	Ajirotutu	Picard	McCullers	Fay
Maine	Watkins	Mace	Sanchez	D. Smith	Miles	Clayton	Voltaire	Broderick	Picard	McCullers	Fay
UNH	Watkins	Avit	Sanchez	D. Smith	Kopecky	Lopes	Voltaire	Broderick	Picard	McCullers	Fay
Hampton											
NC A&T											
Monmouth											
Delaware											
DEFENSE	DE	DT	DE	LB	LB	LB	CB	CB	FS	WS	SS
YSU	C. Smith	Nwobodo	Pierre	Hartzell	Kimmel	Bell	Mims	Dawud	Goodman	Potter	Trinh
Colgate	C. Smith	Nwobodo	Martin	Hartzell	Kimmel	Bell	Wyatt	Dawud	Goodman	Potter	Trinh
Towson	C. Smith	Nwobodo	Martin	Hartzell	Kimmel	Bell	Mims	Waxter	Goodman	Potter	Trinh
Maryland	C. Smith	Nwobodo	Martin	Hartzell	Kimmel	Bell	Mims	Waxter	Goodman	Potter	Trinh
LIU	Howard	Nwobodo	Martin	Hartzell	Kimmel	Bell	Mims	Waxter	Goodman	Potter	Trinh
Stony Brook	Howard	Nwobodo	Martin	Hartzell	Kimmel	Bell	Mims	Waxter	Goodman	Potter	Trinh
Maine	Howard	Nwobodo	Martin	Hartzell	Kimmel	Bell	Mims	Waxter	Goodman	Potter	Trinh
UNH	Howard	Nwobodo	Martin	Hartzell	Inge	Bell	Mims	Waxter	Goodman	Potter	Trinh
Hampton											
NC A&T											
Monmouth											
Delaware											

VILLANOVA SCORING DRIVES

OPP	QTR	TIME	PL/YDS/TM	RES	PLAY	OPP	QTR	TIME	PL/YDS/TM	RES	PLAY
YSU	1	8:57	6/42/2:43	FG	Gettman 42 yard field goal						
YSU	1	1:23	7/79/4:04	TD	Watkins 14 yard run						
YSU	2	2:20	7/45/3:57	TD	Ragland 3 yard run						
YSU	3	10:52	4/88/2:23	TD	Watkins 29 yard run						
COL	1	2:59	2/72/0:51	TD	D. Smith 71 yard reception						
COL	3	11:53	6/63/2:59	TD	Ragland 1 yard run						
COL	4	10:06	10/69/5:59	TD	D. Smith 8 yard reception						
COL	4	3:59	8/52/4:57	TD	Watkins 13 yard run						
TOW	2	12:10	9/54/4:46	TD	Sanchez 20 yd reception						
TOW	3	1:16	4/80/2:31	TD	Sanchez 6 yd reception						
MD	3	7:17	4/-8/1:20	FG	Gettman 33 yard field goal						
MD	3	4:15	6/53/3:00	TD	D. Smith 17 yard reception						
MD	4	10:33	11/55/5:03	FG	Gettman 37 yard field goal						
MD	4	1:11	9/80/4:14	TD	Maddocks 8 yard run						
LIU	1	7:55	13/84/6:55	FG	Gettman 24 yard field goal						
LIU	1	3:04	3/19/1:57	TD	Ragland 12 yard run						
LIU	2	0:34	11/89/4:50	TD	Ragland 1 yard run						
LIU	4	14:55	2/19/0:17	TD	Avit 5 yard run						
SB	1	0:00	6/92/3:03	TD	Kopecky 26 yard reception						
SB	2	3:03	6/70/2:36	TD	Avit 1 yard run						
SB	3	7:08	2/26/0:42	TD	Avit 1 yard run						
SB	3	3:47	3/80/1:22	TD	Avit 59 yard run						
SB	4	8:40	1/72/0:11	TD	Avit 72 yard run						
SB	4	2:26	9/64/5:05	TD	Mace 21 yard run						
UM	4	1:50	12/66/5:11	TD	Maddocks 7 yard run						
UNH	2	11:27	10/81/4:38	TD	Kopecky 25 yard reception						
UNH	4	8:21	9/99/5:24	TD	Smith 19 yard reception						

VILLANOVA FOOTBALL GAME NOTES

LONG PLAYS BY THE NUMBERS

YARDS	NO.	TD
100+	0	0
90-99	0	0
80-89	0	0
70-79	2	2
60-69	1	0
50-59	1	1
40-49	3	0
30-39	7	0
20-29	36	5

LONG PLAYS BY TYPE

PLAY	NO.	TD
Rushing	15	4
Passing	19	4
Punt Returns	1	0
Kick Returns	14	0
Interceptions	1	0
Fumble Returns	0	0
Other	0	0
TOTAL	50	8

LONGEST PLAYS OF THE YEAR

RUSHING	
72	David Avit vs. Stony Brook
RUSHING TOUCHDOWN	
72	David Avit Vs. Stony Brook
PASSING	
71	Connor Watkins vs. Colgate
PASSING TOUCHDOWN	
71	Connor Watkins vs. Colgate
RECEPTION	
71	Devin Smith vs. Colgate
RECEIVING TOUCHDOWN	
71	Devin Smith vs. Colgate
PUNT RETURN	
22	Tanner Maddocks vs. Stony Brook
KICK RETURN	
42	Christian Sapp vs. Youngstown State
INTERCEPTION RETURN	
24	Ty Trinh vs. Maryland
FUMBLE RETURN	
18	Shane Hartzell vs. LIU
PUNT	
72	Ethan Gettman vs. New Hampshire
FIELD GOAL	
42	Ethan Gettman vs. Youngstown State

LONGEST PLAYS OF THE YEAR (20+ YARDS)

YDS	TYPE	PLAYER	OPPONENT
72*	Rush	David Avit	Stony Brook
71*	Pass	Connor Watkins to Devin Smith	Colgate
65	Rush	Isaiah Ragland	Towson
59*	Rush	David Avit	Stony Brook
45	Rush	Connor Watkins	Youngstown State
45	Pass	Connor Watkins to Jaylan Sanchez	LIU
42	KR	Christian Sapp	Youngstown State
36	KR	Christian Sapp	Colgate
35	Pass	Connor Watkins to Ja'briel Mace	Youngstown State
35	Rush	Connor Watkins	Stony Brook
32	Pass	Connor Watkins to Luke Daly	Stony Brook
31	Rush	Isaiah Ragland	Youngstown State
31	KR	Isaiah Wright	LIU
31	Pass	Connor Watkins to Devin Smith	New Hampshire
29*	Rush	Connor Watkins	Youngstown State
28	Pass	Connor Watkins to Jaylan Sanchez	Towson
28	KR	Devin Smith	Maine
26*	Pass	Connor Watkins to Lucas Kopecky	Stony Brook
25	Pass	Connor Watkins to Jaylan Sanchez	Colgate
25	KR	Devin Smith	Maryland
25	Pass	Connor Watkins to Ja'briel Mace	LIU
25	Rush	David Avit	Stony Brook
25	Rush	Isaiah Wright	Stony Brook
25*	Pass	Connor Watkins to Lucas Kopecky	New Hampshire
24	Pass	Connor Watkins to Isaiah Ragland	Maryland
24	Pass	Tanner Maddocks to Chris Colby	Maryland
24	INT	Ty Trinh	Maryland
24	KR	Devin Smith	Maine
24	Rush	Ja'briel Mace	New Hampshire
23	Pass	Connor Watkins to Daniel Lopes	Youngstown State
23	Pass	Connor Watkins to Daniel Lopes	Colgate
23	Rush	Isaiah Ragland	Colgate
23	Rush	Ja'briel Mace	Maryland
23	Pass	Connor Watkins to Devin Smith	Stony Brook
23	Pass	Tanner Maddocks to Chris Colby	Maine
23	KR	Devin Smith	Maine
22	KR	Christian Sapp	Towson
22	KR	Devin Smith	Maryland
22	PR	Tanner Maddocks	Stony Brook
21	KR	Christian Sapp	Colgate
21	KR	Christian Sapp	Towson
21*	Rush	Ja'briel Mace	Stony Brook
21	Pass	Tanner Maddocks to Eli Smith	Maine
20	Rush	David Avit	Youngstown State
20	Pass	Connor Watkins to Devin Smith	Colgate
20*	Pass	Connor Watkins to Jaylan Sanchez	Towson
20	KR	Devin Smith	Maryland
20	KR	Devin Smith	Maryland
20	KR	Devin Smith	Maine
20	Rush	Connor Watkins	New Hampshire

* denotes a touchdown

20-YARD PLUS BY PLAYER								
PLAYER	NO.	TD	RUSH	REC.	KR	PR	IR	FR
D. Smith	12	1	0	4	8	0	0	0
Mace	5	1	3	2	0	0	0	0
Sapp	5	0	0	0	5	0	0	0
Avit	4	2	4	0	0	0	0	0
Watkins	4	1	4	0	0	0	0	0
Sanchez	4	1	0	4	0	0	0	0
Ragland	4	0	3	1	0	0	0	0
Kopecky	2	2	0	2	0	0	0	0
Wright	2	0	1	0	1	0	0	0
Colby	2	0	0	2	0	0	0	0
Lopes	2	0	0	2	0	0	0	0
Daly	1	0	0	1	0	0	0	0
E. Smith	1	0	0	1	0	0	0	0
Maddocks	1	0	0	0	0	1	0	0
Trinh	1	0	0	0	0	0	1	0
TOTAL	50	8	15	19	14	1	1	0

VILLANOVA FOOTBALL GAME NOTES

MISCELLANEOUS STATS

NON-OFFENSIVE TOUCHDOWNS

Player	Type	Yds	Opponent

POINTS OFF TURNOVERS

OPPONENT	VU TO	OPP PTS	OPP TO	VU PTS	+/-
Youngstown State	0	0	3	3	+3
at Colgate	0	0	1	0	0
Towson	2	0	0	0	0
at Maryland	0	0	2	3	+3
LIU	0	0	2	14	+14
at Stony Brook	1	7	2	7	0
at Maine	4	7	1	0	-7
New Hampshire	2	0	1	0	0
at Hampton					
N.C. A&T					
at Monmouth					
Delaware					
TOTAL	9	14	12	27	+13

CAREER INTERCEPTIONS

Player	INT	Return Yards	Long	TD
Ty Trinh	3	42	24	0
Tyrell Mims	3	0	0	0
Christian Sapp	3	0	0	0
Jalen Goodman	2	104	81	1
Zahmir Dawud	2	2	2	0
Isas Waxter	2	0	0	0
Shane Hartzell	1	19	19	0
Brendan Bell	1	17	17	0
Richie Kimmel	1	0	0	0
Ethan Potter	1	1	1	0

CAREER FUMBLES

Player	FF	FR	Return Yards	TD
Brendan Bell	3	2	0	0
Zahmir Dawud	1	0	0	0
Timmy Furgeson	1	3	3	0
Jalen Goodman	1	2	0	0
Shane Hartzell	2	1	18	0
Richie Kimmel	0	2	1	0
Tyrell Mims	0	2	0	0
Jodan Nelson	0	1	0	0
Chandon Pierre	1	0	0	0
Ethan Potter	1	1	0	0
Christian Sapp	1	0	0	0
Chuck Smith	4	2	0	0
Ty Trinh	1	2	0	0
Isas Waxter	3	1	0	0

CAREER BLOCKED KICKS

Player	Type	Opponent	Date
Brendan Bell	Punt	UAlbany	10.16.21
Richie Kimmel	Punt	Delaware	11.19.22
Tyrell Mims	Punt	William & Mary	10.30.21
JR Strauss	FG	Towson	9.16.24
Obinna Nwobodo	FG	Towson	9.16.24

CAREER 100-YARD RUSHING GAMES

Player	Yds.	Att.	TD	Opp.	Date
David Avit	160	24	1	LIU	9.28.24
David Avit	183	13	4	Stony B.	10.5.24
Isaiah Ragland	126	15	0	Elon	10.14.23
Isaiah Ralgnad	141	17	0	Towson	9.16.24
Connor Watkins	130	11	2	Hampton	10.29.22
Connor Watkins	113	10	3	URI	9.23.23
Connor Watkins	125	13	0	Elon	10.14.23
Connor Watkins	107	10	2	YSU	8.29.24

CAREER 100-YARD RECEIVING GAMES

Player	Yds.	Rec.	TD	Opp.	Date
Jaylan Sanchez	128	2	0	Colgate	9.9.23
Jaylan Sanchez	158	6	2	NC A&T	10.7.23
Jaylan Sanchez	103	4	1	Stony B.	10.28.23
Devin Smith	103	4	1	S. Car. St.	10.26.23
Devin Smith	202	6	1	Richmond	11.25.23
Devin Smith	116	6	2	Colgate	9.7.24

CAREER 300-YARD PASSING GAMES

Player	Yds.	C-A-I	TD	Opp.	Date
Connor Watkins	310	8-11-0	2	Colgate	9.9.23
Connor Watkins	361	13-19-0	4	Stony B.	10.28.23

CAREER DOUBLE DIGIT TACKLE GAMES

Player	TOT	UA-A	Opp.	Date
Brendan Bell	10	5-5	Towson	11.5.22
Brendan Bell	12	9-3	Delaware	11.19.22
Brendan Bell	14	8-6	UNH	11.4.23
Brendan Bell	12	4-8	Delaware	11.18.23
Brendan Bell	11	5-6	YSU	8.29.24
Brendan Bell	10	9-1	Colgate	9.7.24
Brendan Bell	12	2-10	Towson	9.14.24
Brendan Bell	15	7-8	Stony Brook	10.5.24
Jalen Goodman	13	10-3	URI	3.13.21
Jalen Goodman	12	10-2	Holy Cr.	12.3.21
Jalen Goodman	12	5-7	Delaware	11.19.22
Shane Hartzell	15	8-7	Richmond	10.15.22
Shane Hartzell	10	6-4	Delaware	11.19.22
Shane Hartzell	10	4-6	UNH	11.4.23
Shane Hartzell	14	7-7	YSU	12.2.23
Shane Hartzell	11	7-4	YSU	8.29.24
Shane Hartzell	11	5-6	Stony Brook	10.5.24
Shane Hartzell	20	8-12	UNH	10.26.24
Richie Kimmel	10	2-8	YSU	8.29.24
Richie Kimmel	10	3-7	Stony Brook	10.5.24
Kaleb Moody	10	5-5	Brown	9.22.23
Ethan Potter	11	4-7	Maine	10.1.22
Ethan Potter	11	6-5	Richmond	10.15.22
Ethan Potter	10	7-3	Maryland	9.21.24
Ethan Potter	10	6-4	Maine	10.19.24
Ty Trinh	12	7-5	UNH	11.4.23

VILLANOVA FOOTBALL GAME NOTES

DEFENSE/SPECIAL TEAMS TOUCHDOWNS

(since becoming an FCS member in 1985)

PLAY	TDs
DEFENSE (67)	
Interception Return.....	43
Fumble Return.....	18
Blocked Punt Return.....	5
Blocked Field Goal Return.....	1
SPECIAL TEAMS (17)	
Kick Return.....	15
Punt Return.....	2
TOTAL	84

LONGEST TOUCHDOWNS BY TYPE

Interception Return

100 yards by Rob Rolle on September 17, 2016 vs. Towson

Fumble Return

99 yards by Jaquan Amos on October 7, 2017 vs. Maine

Return of Blocked Punt

33 yards by Ademole Turner on September 21, 1996 vs. Fordham

Return of Blocked Field Goal

73 yards by Craig James on September 28, 2013 vs. Penn

Kick Return

100 yards by Nowoola Awopetu on November 9, 2019 vs. Richmond

Punt Return

66 yards by Poppy Livers on October 20, 2012 vs. Georgia State

DEFENSIVE/SPECIAL TEAMS TDS BY YEAR

DEFENSE

4	2000, 2016, 2017, 2019
3	2004, 2005, 2007, 2009, 2012, 2013
2	1986 1989, 1991, 1992, 1994, 1996, 1999, 2003, 2008, 2010, 2011, 2014, 2018, 2021
1	1997, 1998, 2001, 2022, 2023

SPECIAL TEAMS

2	2000, 2010
1	1996, 1997, 1998, 2001, 2002, 2003, 2004, 2007, 2008, 2009, 2012, 2017, 2019

DEFENSIVE/SPECIAL TEAMS TDS BY MONTH

August	3
September	35
October	21
November	22
December	3

DEFENSIVE/SPECIAL TEAMS TDS BY PLAYER

DEFENSIVE TOUCHDOWNS	TDs
Jaquan Amos	4
Jimmy Pitts.....	3
Ronnie Akins	2
Nowoola Awopetu	2
Brian Barajas	2
Eric Loper	2
Rob Rolle	2
Joe Sarnese	2
Jeff Steeb	2
Daryl Stewart.....	2
Danny Abraham.....	1
Darrell Adams	1
TD Ayo-Durojaiye	1
Rodney Badger	1
Christian Benford.....	1
Austin Calitro	1
Clarence Curry	1
Chris Curtis.....	1
John Dempsey	1
Curtis Eller.....	1
Brennan Erbeznik.....	1
Jalen Goodman.....	1
Sean Goodrich	1
Mike Hoffman	1
Brian Hulea	1
Keeling Hunter.....	1
Craig James	1
Gary Johnson	1
Marlon Johnson.....	1
Joe Keating.....	1
Salim Koroma	1
Tanoh Kpassagnon	1
Tim Kukucka	1
DeLonne Kelly	1
Kevin Long.....	1
Jason McMillion	1
Jerry Miles	1
Martel Moody.....	1
Steven Neugebauer.....	1
Osayi Osunde	1
Delmon Robertson.....	1
Bobby Rosato	1
Dan Silva	1
Kwesi Solomon.....	1
Rich Spugnardi.....	1
Terence Taylor.....	1
Elijah Trent.....	1
Ademole Turner	1
Ray Ventrone	1
Ross Ventrone.....	1
Curtis Waltman	1
Aaron Weems	1
Darrel Young	1

SPECIAL TEAMS TOUCHDOWNS

SPECIAL TEAMS TOUCHDOWNS	TDs
Brian Westbrook.....	5
Angelo Babbaro.....	3
Martin Gibson.....	3
Matt Szczur	2
Nowoola Awopetu	1
Poppy Livers.....	1
Taurus Phillips	1
Ademole Turner.....	1

VILLANOVA FOOTBALL GAME NOTES

SINGLE GAME HIGHS

INDIVIDUAL SINGLE GAME HIGHS

Category	No.	Player
Rushes	24	David Avit, LIU
Rushing Yards	183	David Avit, Stony Brook
Rushing TDs	4	David Avit, Stony Brook
Long Rush	72	David Avit, Stony Brook
Pass Attempts	31	Connor Watkins, Maine
Pass Completions	18	Connor Watkins, Colgate
Passing Yards	247	Connor Watkins, Colgate
Passing TDs	2	Connor Watkins, Colgate/Towson/UNH
Long Pass	71	Connor Watkins, Colgate
Receptions	6	Devin Smith, Colgate
Receiving Yards	116	Devin Smith, Colgate
Receiving TDs	2	D. Smith, Colgate; J. Sanchez, Towson
Long Reception	71	Devin Smith, Colgate
Field Goals	2	Ethan Gettman, Maryland
Long Field Goal	42	Ethan Gettman, Youngstown State
Punts	6	Ethan Gettman, Towson
Punting Average	46.0	Ethan Gettman, Youngstown State
Long Punt	72	Ethan Gettman, New Hampshire
Punts Inside 20	2	Ethan Gettman, YSU/Towson/LIU
Long Punt Return	22	Tanner Maddocks, Stony Brook
Long Kick Return	42	Christian Sapp, Youngstown State
Long INT Return	24	Ty Trinh, Maryland
Long FR Return	18	Shane Hartzell, LIU
Tackles	20	Shane Hartzell, New Hampshire
Tackles For Loss	4.5	Brendan Bell, New Hampshire
Sacks	1.0	8x
Interceptions	1	5x

OPPONENT SINGLE GAME HIGHS

Category	No.	Player
Rushes	24	Roland Dempster, Stony Brook
Rushing Yards	135	Devin Matthews, Towson
Rushing TDs	3	Roland Dempster, Stony Brook
Long Rush	70	Devin Matthews, Towson
Pass Attempts	36	Sean Brown, Towson
Pass Completions	28	Billy Edwards Jr., Maryland
Passing Yards	328	Billy Edwards Jr., Maryland
Passing TDs	3	Carter Peevy, Maine
Long Pass	61	Billy Edwards Jr., Maryland
Receptions	14	Tai Felton, Maryland
Receiving Yards	157	Tai Felton, Maryland
Receiving TDs	1	7x
Long Reception	61	Tai Felton, Maryland
Field Goals	2	K. Vaughan, Towson; N. Mazzie, UNH
Long Field Goal	46	Jack Howes, Maryland
Punts	8	Clayton Taylor, Stony Brook
Punting Average	55.0	Brendon Kilpatrick, Youngstown State
Long Punt	65	Brendon Kilpatrick, Youngstown State
Punts Inside 20	2	4x
Long Punt Return	27	Braeden Wisloski, Maryland
Long Kick Return	33	Chance Knox, Stony Brook
Long INT Return	0	D. Vaught/S. Smalls, Maine
Long FR Return	9	Ryan Toscano, New Hampshire
Tackles	11	Cole Kozlowski, Colgate
Tackles For Loss	2.5	Josiah Silver, New Hampshire
Sacks	2.0	I. Henderson, Maine; J. Silver, UNH
Interceptions	1	D. Vaught/S. Smalls, Maine

TEAM SINGLE GAME HIGHS

Category	No.	Villanova
Rushes	53	LIU
Rushing Yards	280	Stony Brook
Yards Per Rush	8.2 (30/246)	Youngstown State
Rushing TDs	5	Stony Brook
Pass Attempts	40	Maine
Pass Completions	18	Colgate, Maine
Passing Yards	247	Colgate
Yards Per Pass	8.8 (247/28)	Colgate
Passing TDs	2	Colgate, Towson, New Hampshire
Total Plays	72	LIU
Total Offense	432	Stony Brook
Yards Per Play	7.4 (58/432)	Stony Brook
Points	42	Stony Brook
First Downs	22	LIU
Penalties	10	LIU, Maine
Penalty Yards	100	Maine
Turnovers	4	Maine
Sacks	3	Towson
Interceptions	2	Youngstown State
Punts	6	Colgate, Towson
Punting Average	46.0 (3/138)	Youngstown State
Third Down Pct.	50.0% (7 of 14)	LIU
Fourth Down Pct.	100.0% (1 of 1)	New Hampshire

OPPONENT SINGLE GAME HIGHS

Category	No.	Opponent
Rushes	43	New Hampshire
Rushing Yards	169	Youngstown State
Yards Per Rush	5.3 (30/159)	Maryland
Rushing TDs	3	Maryland, Stony Brook
Pass Attempts	42	Colgate
Pass Completions	29	Maryland
Passing Yards	338	Maryland
Yards Per Pass	9.9 (338/29)	Maryland
Passing TDs	3	Maine
Total Plays	74	Stony Brook
Total Offense	497	Maryland
Yards Per Play	7.8 (64/497)	Maryland
Points	38	Maryland
First Downs	21	Youngstown State
Penalties	8	Towson, Maryland, LIU, Stony Brook
Penalty Yards	89	Maryland
Turnovers	3	Youngstown State
Sacks	7	Maine
Interceptions	2	Maine
Punts	8	Stony Brook
Punting Average	55.0 (2/110)	Youngstown State
Third Down Pct.	70.0% (7 of 10)	Maryland
Fourth Down Pct.	100.0% (2 of 2)	Stony Brook
	100.0% (1 of 1)	Towson, Maryland

VILLANOVA FOOTBALL GAME NOTES

THE LAST TIME VILLANOVA

VILLANOVA	SPAN OF GAMES	LAST TIME	VILLANOVA	SPAN OF GAMES	LAST TIME
Scoring			PASSING		
50-59	43	55 vs. Bucknell (9.11.2021)	300-399 yards	13	361, Connor Watkins vs. Stony Brook (10.28.2023)
60-69	205	63 vs. William & Mary (10.6.2007)	400+ yards	256	460, Brett Gordon vs. Delaware (11.23.2002)
70+	1,210	NEVER	40-49 attempts	42	40, Daniel Smith vs. Richmond (9.18.2021)
<10	1	7 at Maine (10.19.2024)	50+ attempts	226	54, Frank Jankowski vs. Richmond (10.8.2005)
<7	23	3 at Towson (11.5.2022)	25-29 completions	42	26, Daniel Smith vs. Richmond (9.18.2021)
Shutout by	65	0-34 vs. New Hampshire (10.27.2018)	30-39 completions	221	30, Frank Jankowski vs. JMU (11.12.2005)
Shutout by (CAA)	65	0-34 vs. New Hampshire (10.27.2018)	40+ completions	263	40, Brett Gordon vs. JMU (9.28.2002)
Shutout by (home)	65	0-34 vs. New Hampshire (10.27.2018)	3 passing TDs	11	3, Connor Watkins vs. Towson (11.11.2023)
Shutout by (road)	90	0-23 vs. Richmond (10.15.2016)	4 passing TDs	13	4, Connor Watkins vs. Stony Brook (10.28.2023)
Shutout opponent	14	21-0 vs. Elon (10.14.2023)	5 passing TDs	50	5, Daniel Smith vs. Delaware (11.23.2019)
Shutout (home)	14	21-0 vs. Elon (10.14.2023)	6 passing TDs	290	6, Chris Boden vs. Delaware (11.20.1999)
Shutout (road)	35	35-0 at Elon (11.6.2021)	Consecutive 300+	227	3 straight, Frank Jankowski (9.24 - 10.8.2005)
Shutout (CAA)	14	21-0 vs. Elon (10.14.2023)	50-59 yard pass	10	51, Connor Watkins at Delaware (11.18.2023)
Rushing			60-69 yard pass	9	64, Connor Watkins vs. YSU (12.2.2022)
300-399 Yards	30	365 at LIU (9.10.2022)	70-79 yard pass	6	71, Connor Watkins at Colgate (9.7.2024)
400+ Yards	14	440 vs. Elon (10.14.2023)	80-89 yard pass	29	80, Connor Watkins vs. UAlbany (10.22.2022)
<100 Yards	1	35 at Maine (10.19.2024)	90-99 yard pass	69	90, Zach Bednarczyk vs. Bucknell (9.22.2018)
<0 Yards	214	-39 vs. Maine (10.14.2006)	100+ yard pass	1,210	NEVER
Passing			RECEIVING		
300-399 Yards	11	300 vs. Towson (11.11.2023)	100-199 yards	6	Devin Smith (116) at Colgate (9.7.2024)
400-499 Yards	227	418 vs. New Hampshire (10.1.2004)	200+ yards	50	236, Changa Hodge vs. Delaware (11.23.2019)
Total Offense			2 players 100+	19	Pringle (168), Sanchez (128) vs. Colgate (9.9.2023)
500-599 Yards	11	555 vs. Towson (11.11.2023)	3 players 100+	13	Pringle (191), Sanchez (103), Hayek (102) vs. Stony B. (10.28.2023)
600-699 Yards	69	609 vs. Bucknell (9.22.2018)	10 receptions	214	10, Duquesne May vs. Maine (10.14.2006)
700+ Yards	761	706 vs. North Carolina State (11.19.1949)	11 receptions	158	11, Matt Szczur vs. Stephen F.A. (12.4.2.2010)
<200 Yards	23	153 at Towson (11.5.2022)	12-14 receptions	267	12, Brian White vs. Rutgers (8.31.2002)
<100 Yards	396	87 vs. New Hampshire (11.3.1990)	15 receptions	308	15, Brian Westbrook vs. N' eastern (10.10.1998)
30+ first downs	50	30 vs. Delaware (11.23.2019)	16 receptions	312	16, Brian Finneran vs. Y'town State (12.6.1997)
100+ penalty yards			Consecutive 100+	11	3 straight, Rayjuon Pringle (10.28 - 11.11.2023)
2 fumbles lost	0	10-100 vs. Maine (10.19.2024)	50-59 yard catch	10	51, Jaaron Hayek at Delaware (11.18.2023)
3+ fumbles lost	16	0 vs. New Hampshire (10.26.2024)	60-69 yard catch	9	64, Jaylan Sanchez vs. YSU (12.2.2022)
Scored a safety	11	3 at UAlbany (9.30.2023)	70-79 yard catch	6	71, Devin Smith at Colgate (9.7.2024)
Scored two safeties	134	1 vs. Towson (11.11.2023)	80-89 yard catch	25	80, Rayjuon Pringle vs. UAlbany (10.22.2022)
Allowed a safety	25	2 vs. James Madison (11.10.2012)	90-99 yard catch	69	90, Josh McGrigg vs. Bucknell (9.22.2018)
Forced 5 TO	44	1 vs. UAlbany (10.22.2022)	100+ yard catch	1,210	NEVER
Forced 6+ TO	44	6 at Lehigh (9.4.2021)	3 receiving TDs	157	3, Norman White vs. Stephen F.A. (12.4.2010)
Committed 5+ TO	16	6 at Lehigh (9.4.2021)	4 receiving TDs	27	4, Jaaron Hayek vs. Maine (10.1.2022)
4+ interceptions	44	5 at UAlbany (9.30.2023)	5 receiving TDs	553	5, Mike Siani vs. Xavier (10.30.1971)
Forced 2 fumbles	1	4 at Lehigh (9.4.2021)	SPECIAL TEAMS		
Forced 3 fumbles	38	2 at Maine (10.19.2024)	50+ yard field goal	293	50, Casey Hannon vs. JMU (10.1.1999)
Forced 4+ fumbles	115	3 vs. Rhode Island (10.23.2021)	45-49 yard field goal	8	46, Matthew Mercurio at S. Dak. St. (12.9.2023)
Recovered 2 fumbles	3	4 vs. Rhode Island (10.11.2014)	40-44 yard field goal	7	42, Ethan Gettman vs. YSU (8.29.2024)
Recovered 3+ fumbles	38	2 vs. LIU (9.28.2024)	Made 3+ field goals	15	3, Matthew Mercurio at N.C. A&T (10.7.2023)
2+ defensive TDs	64	3 vs. Rhode Island (10.23.2021)	Made 7+ PATs	43	7, William Bartel vs. Bucknell (9.11.2021)
Defense/ST TDs	81	2 vs. LIU (9.28.2024)	Missed PAT	13	1, Matthew Mercurio vs. Stony Brook (10.28.2023)
Consecutive games non-off. TD	59	3 vs. Rhode Island (10.23.2021)	70+ yard punt	0	72, Ethan Gettman vs. UNH (10.26.2024)
5 total TD's in a game	10	2 INT returns vs. Richmond (11.3.2018)	60-69 yard punt	7	62, Ethan Gettman vs. YSU (8.29.2024)
6 total TD's in a game	2	2 INT returns/1 PR vs. Lafayette (9.16.2017)	Kickoff return TD	52	100, Nowoola Awopetu vs. Richmond (11.9.2019)
7+ total TD's in a game	13	3 straight, vs. Colgate/Lehigh/Bucknell (8.24 - 9.14.2019)	Punt return TD	39	15, TD Ayo-Durojaiye at UAlbany (10.16.2021)
Recovered onside kick	4	5 at Delaware (11.18.2023)	2+ kick return TD	1,210	NEVER
Defensive 2-point conv.	340	6 at Stony Brook (10.5.2024)	Start game kick return TD	52	100, Nowoola Awopetu vs. Richmond (11.9.2019)
Walk-Off Win	25	7 vs. Stony Brook (10.28.2023)	Consecutive games non-off. TD	??	Has not happened since FB reinstated in 1985
Walk-Off Loss	67	at Maryland (9.21.2024)	2-point conversion	21	Connor Watkins (rush) vs. Delaware (11.19.22)
		vs. William & Mary (10.28.1995)	Blocked a PAT	17	John Rhodan vs. Rhode Island (9.23.2023)
		vs. UAlbany (10.22.2022)	Blocked a FG	5	JR Strauss vs. Towson (9.14.2024)
		at Maine (10.6.2018)	Blocked a punt	21	Richie Kimmel vs. Delaware (11.19.22)
RUSHING			TD on blocked FG	129	Devon Marshall vs. Delaware (11.19.22)
100-199	2	183, David Avit at Stony Brook (10.5.2024)	TD on blocked punt	38	73, Craig James vs. Stony Brook (9.28.2013)
200-299	125	214, John Robertson vs. Maine (10.26.2013)	DEFENSE		
300+	1,210	NEVER	10-14 tackles	1	10, Ethan Potter at Maine (10.19.2024)
2 players 100+	14	Ragland (126), Watkins (125) vs. Elon (10.14.2023)	15-19 tackles	2	15, Brendan Bell at Stony Brook (10.5.2024)
30+ attempts	121	34, John Robertson vs. Syracuse (8.29.2014)	20+ tackles	0	20, Shane Hartzell vs. UNH (10.26.2024)
Consecutive 100+	2	2 straight, David Avit (9.28 - 10.5.2022)	5+ TFL	194	5.5, Greg Miller vs. Richmond (9.27.2008)
Consecutive 200+	125	2 straight, John Robertson (10.19 - 10.26.2013)	3+ sacks	89	3.5, Ed Shockley vs. UAlbany (10.22.2016)
50-59 yard rush	2	59, David Avit at Stony Brook (10.5.2024)	2+ interceptions	43	Christian Benford vs. Bucknell (9.11.2021)
60-69 yard rush	5	65, Isaiah Ragland vs. Towson (9.14.2024)	3+ fumble recoveries	239	3, Darrell Adams vs. James Madison (9.17.2004)
70-79 yard rush	2	72, David Avit at Stony Brook (10.5.2024)	2 fumble recoveries	64	2, Chucky Smith vs. Richmond (11.3.2018)
80-89 yard rush	35	83, Justin Covington vs. Stony Brook (11.13.2021)	INT return TD	10	1, Danny Abraham at Delaware (11.18.2023)
90-99 yard rush	412	90, Mike Jones vs. Columbia (9.23.1989)	2 INT return TDs	64	Nowoola Awopetu vs. Richmond (11.3.2018)
100+ yard rush	1,147	110, John Powers vs. Fordham (10.15.1902)	Fumble return TD	78	Jaquan Amos vs. Maine (10.7.2017)
3 rushing TDs	14	3, TD Ayo-Durojaiye vs. Elon (10.14.2023)			
4 rushing TDs	2	4, David Avit at Stony Brook (10.5.2024)			

VILLANOVA FOOTBALL GAME NOTES

THE LAST TIME THE OPPONENT

OPPONENT	SPAN OF GAMES	LAST TIME	OPPONENT	SPAN OF GAMES	LAST TIME
Scoring			RECEIVING		
50-59	236	51 by New Hampshire (10.2.2004)	100-199 yards	4	157 by Tai Felton, Maryland (9.21.2024)
60-69	1,026	62 by Army (11.15.1919)	200+ yards	77	205 by Korte Weeks, Elon (10.28.2017)
70-79	1,075	71 by Penn State (11.9.1912)	3 players 100+	49	Turner (173), Schwebel (119), Conner (102), SELA (11.30.2019)
80+	812	83 by Army (11.4.1944)	2 players 100+	41	Washington (148), Dotson (117), Penn State (9.25.2021)
<10	0	6 by New Hampshire (10.26.2024)	10+ receptions	4	14 by Tai Felton, Maryland (9.21.2024)
<7	0	6 by New Hampshire (10.26.2024)	50-59 yard catch	0	55 by Joe Gillette, Maine (10.19.2024)
Rushing			60-69 yard catch	4	61 by Tai Felton, Maryland (9.21.2024)
300+ Yards	23	371 by William & Mary (11.12.2022)	70-79 yard catch	68	76 by Shane Leatherbury, Towson (9.15.2018)
400+ Yards	40	472 by Army West Point (9.17.2022)	80-89 yard catch	39	83 by KeAndre Lambert-Smith, Penn State (9.25.2021)
<100 Yards	3	96 by LIU (9.28.2024)	90-99 yard catch	171	98 by Cameron Dohse, W&M (12.11.2009)
<0 Yards	43	-12 by Lehigh (9.4.2021)	100+ yard catch	1,210	NEVER
Passing			3+ touchdowns	227	3 by David Ball, UNH (10.1.2005)
300-399 Yards	4	338 by Maryland (9.21.2024)	SPECIAL TEAMS		
400-499 Yards	41	429 by Penn State (9.25.2021)	50+ yard field goal	67	52 by Kenny Doak, Maine (10.6.2018)
500-599 Yards	49	508 by Southeastern La. (11.30.2019)	40-49 yard field goal	0	40 by Nick Mazzie, UNH (10.26.2024)
Total Offense			Made 3 field goals	54	3 by Nick Courtney, Stony B. (10.26.19)
500-599 Yards	22	582 William & Mary (11.12.2022)	Made 4+ field goals	145	4 by Sean Baner, Delaware (11.19.2011)
600-699 Yards	18	600 by UCF (9.16.2023)	Made 7+ PATs	28	7 by Vincenzo Rea, Monmouth (9.24.2022)
700+ Yards	418	708 by New Hampshire (11.5.1988)	Missed PAT	17	1 by Ty Groff (blocked), URI (9.23.2023)
<200 Yards	3	176 by LIU (9.28.2024)	70+ yard punt	22	75 by Ben Dinkel, Delaware (11.19.2022)
<100 Yards	14	99 by Elon (10.14.2023)	60-69 yard punt	2	62 by Clayton Taylor, Stony Brook (10.5.2024)
30+ first downs	18	31 by UCF (9.16.2023)	Kickoff return TD	15	94 by Taymon Cooke, N.C. A&T (10.7.2023)
100+ penalty yards	25	115 by UAlbany (10.22.2022)	Punt return TD	8	45 by Matthew Durrance, S. D. St. (12.9.2023)
2 fumbles lost	3	2 by LIU (9.28.2024)	2 Punt Return TDs	66	89/81 by D'Angelo Amos, JMU (10.13.2018)
3+ fumbles lost	38	3 by Rhode Island (10.23.2021)	2+ kick return TD	??	Believed to be never based on available data
Scored a safety	25	1 by UAlbany (10.22.2022)	Start game kick return TD	97	98 by Brandon Ravenel, JMU (11.21.2015)
4+ interceptions	37	4 by William & Mary (10.30.2021)	Recovered onside kick	12	New Hampshire (11.4.2023)
Forced 2 fumbles	0	2 by New Hampshire (10.26.2024)	2-point conversion	1	Mason Gilbert, Maine (10.19.2024)
Forced 3 fumbles	15	3 by North Carolina A&T (10.7.2023)	Blocked a PAT	13	Jalen Hoyle, Stony Brook (10.28.2023)
Forced 4+ fumbles	16	5 by UAlbany (9.30.2023)	Blocked a FG	1	John Costanza, Maine (10.19.2024)
2 non-offensive TDs	68	2 punt returns by JMU (10.13.2018)	Blocked a punt	8	Matthew Durrance, S. Dak. St. (12.9.2023)
2 defensive TDs	97	2 (IR/FR) by JMU (11.21.2015)	TD on blocked FG	1	70 by Devin Vaught, Maine (10.19.2024)
Defense/ST TDs	97	3 (KOR/IR/FR) by JMU (11.21.2015)	TD on blocked punt	8	45 by Matthew Durrance, S. D. St. (12.9.2023)
Offense/ST TDs	97	2 by Brandon Ravenel (KOR, receiving), JMU (11.21.2015)	DEFENSE		
3+ TD's in a game	2	3 by Roland Dempster, Stony Brook (10.5.2024)	10-14 tackles	6	11 by Cole Kozlowski, Colgate (9.7.2024)
RUSHING			15+ tackles	29	15 by Antwan Spencer, LIU (9.10.2022)
100-199	2	115 by Roland Dempster, Stony Brook (10.5.2024)	5+ TFL	53	5.0 by John Daka, JMU (10.12.2019)
200-299	28	211 by Jaden Shirden, Monmouth (9.24.2022)	3+ sacks	16	3.0 by A.J. Simon, UAlbany (9.30.2023)
300+	1,210	NEVER	2+ interceptions	29	3 by Victor Nelson Jr., LIU (9.10.2022)
2 players 100+	133	Maysonet (160), Coker (107), Stony B. (11.24.2012)	3 interceptions	29	3 by Victor Nelson Jr., LIU (9.10.2022)
30+ attempts	87	33 by Khalid Abdullah, JMU (11.12.2016)	2+ fumble recoveries	37	2 by Semaj Brown, UAlbany (10.16.2021)
50-59 yard rush	22	55 by Darius Wilson, W&M (11.12.2022)	INT return TD	53	MJ Hampton, JMU (10.12.2019)
60-69 yard rush	8	66 by Isaiah Davis, S. Dak. St. (12.9.2023)	Fumble return TD	68	Troy Vincent, Towson (9.15.2018)
70-79 yard rush	5	70 by Devin Matthews, Towson (9.14.2024)			
80-89 yard rush	224	85 by Jayson Davis, URI (10.22.2005)			
90+ yard rush	246	95 by Wendall Williams, URI (10.11.2003)			
3 rushing TDs	2	3 by Roland Dempster, Stony Brook (10.5.2024)			
4 rushing TDs	47	4 by Kevin Brown Jr., URI (3.13.2021)			
PASSING					
300-399 yards	4	328 by Billy Edwards Jr., Maryland (9.21.2024)			
400-499 yards	41	401 by Sean Clifford, Penn St. (9.25.2021)			
500+ yards	276	538 by Ricky Santos, UNH (10.2.2004)			
40-49 attempts	9	44 by Mitch Davidson, YSU (12.2.2023)			
50+ attempts	21	59 by Nolan Henderson, Delaware (11.19.2022)			
30-39 completions	21	37 by Nolan Henderson, Delaware (11.19.2022)			
40+ completions	174	42 by Pat Devlin, Delaware (11.21.2009)			
3 passing TDs	1	3 by Carter Peevy, Maine (10.19.2024)			
4 passing TDs	41	4 by Sean Clifford, Penn State (9.25.2021)			
5 passing TDs	196	5 by Pat White, West Virginia (8.30.2008)			
6 passing TDs	236	6 by Ricky Santos, UNH (10.2.2004)			
50-59 yard pass	1	55 by Carter Peevy, Maine (10.19.2024)			
60-69 yard pass	4	61 by Tai Felton, Maryland (9.21.2024)			
70-79 yard pass	69	76 by Tom Flacco, Towson (9.15.2018)			
80-89 yard pass	41	83 by Sean Clifford, Penn State (9.25.2021)			
90-99 yard pass	171	98 by R.J. Archer, W&M (12.11.2009)			
100+ yard pass	1,210	NEVER			

VILLANOVA FOOTBALL GAME NOTES

CAREER HIGHS

TEMI AJIROTUTU

Tackles 1 at UCF (9.16.23)

DAVID AVIT

Points 24 at Stony Brook (10.5.24)
 Touchdowns 6 at Stony Brook (10.5.24)
 Rush Attempts 24 vs. LIU (9.28.24)
 Rushing Yards 183 at Stony Brook (10.5.24)
 Rushing Touchdowns 4 at Stony Brook (10.5.24)
 Long Rush 72 at Stony Brook (10.5.24)
 Receptions 1 at Maine (10.19.24)
 Receiving Yards 3 at Maine (10.19.24)
 Long Reception 3 at Maine (10.19.24)
 Total Offense — Plays 24 vs. LIU (9.28.24)
 Total Offense — Yards 183 at Stony Brook (10.5.24)
 All-Purpose Yards 183 at Stony Brook (10.5.24)

BRENDAN BELL

All-Purpose Yards 17 at New Hampshire (11.4.23)
 Interceptions 1 at New Hampshire (11.4.23)
 Long INT Return 17 at New Hampshire (11.4.23)
 Punt Returns 1 at UAlbany (10.16.21)
 Punt Return Yards 28 at UAlbany (10.16.21)
 Long Punt Return 28 at UAlbany (10.16.21)
 Tackles 15 at Stony Brook (10.5.24)
 Tackles For Loss 4.5 vs. UNH (10.26.24)
 Sacks 1.0, 4x
 Pass Breakups 1, 6x
 Forced Fumbles 1 at New Hampshire (11.4.23)
 1 at South Dakota St. (12.9.23)
 Fumble Recoveries 1 vs. UNH (10.26.24)
 1 at LIU (9.10.22)
 1 vs. UNH (10.26.24)
 Quarterback Hurries 3 vs. Youngstown St. (12.2.23)
 Blocked Kicks (Punt) 1 at UAlbany (10.16.21)

MICHAEL BENINCASA

Rush Attempts 1 at Juniata (10.15.22)
 Rushing Yards 8 at Juniata (10.15.22)
 Long Rush 8 at Juniata (10.15.22)
 Pass Attempts 1 at McDaniel (9.17.22)
 Total Offense - Plays 1 at McDaniel (9.17.22)
 1 at Juniata (10.15.22)
 Total Offense - Yards 8 at Juniata (10.15.22)
 All-Purpose Yards 8 at Juniata (10.15.22)

DAMILL BOSTIC

Tackles 1 at Colgate (9.7.24)

ETHAN CARR

Pass Attempts 1 at William & Mary (11.12.22)
 Total Offense - Plays 1 at W&M (11.12.22)

NOLAN CLAYTON

Receptions 1 at Colgate (9.7.24)
 1 vs. UNH (10.26.24)
 Receiving Yards 15 at Colgate (9.7.24)
 Long Reception 15 at Colgate (9.7.24)
 Kickoff Returns 1 vs. UNH (10.26.24)
 Kickoff Return Yards 11 vs. UNH (10.26.24)
 Long Kickoff Return 11 vs. UNH (10.26.24)
 All-Purpose Yards 15 at Colgate (9.7.24)

CHRIS COLBY

Receptions 1 at Maryland (9.21.24)
 1 vs. LIU (9.28.24)
 1 at Maine (10.19.24)
 Receiving Yards 24 at Maryland (9.21.24)
 Long Reception 24 at Maryland (9.21.24)
 All-Purpose Yards 24 at Maryland (9.21.24)

LUKE DALY

Receptions 2 vs. Towson (9.14.24)
 Receiving Yards 45 vs. YSU (12.2.23)
 Long Reception 45 vs. YSU (12.2.23)
 All-Purpose Yards 45 vs. YSU (12.2.23)

ZAHMIR DAWUD

All-Purpose Yards 2 vs. YSU (8.29.24)
 Interceptions 1 vs. YSU (8.29.24)
 1 at Stony Brook (10.5.24)
 Long INT Return 2 vs. YSU (8.29.24)
 Tackles 4 vs. YSU (8.29.24)
 4 vs. Towson (9.14.24)
 Tackles For Loss 1.0 at Colgate (9.7.24)
 Forced Fumbles 1 vs. YSU (8.29.24)
 Pass Breakups 1 vs. Stony Brook (10.28.23)

NEWTON ESSIEM

Tackles 2 at Stony Brook (10.5.24)

KYLE FAY

Tackles 1 vs. UNH (10.26.24)

TIMMY FURGESON

All-Purpose Yards 3 vs. LIU (9.28.24)
 Tackles 8 at Army West Point (9.17.22)
 Tackles For Loss 1.0 vs. Rhode Island (3.13.21)
 1.0 at Maine (4.3.21)
 Sacks 1.0 vs. Rhode Island (3.13.21)
 1.0 at Maine (4.3.21)
 Forced Fumbles 1 at Maine (4.3.21)
 Fumble Recoveries 1 vs. Monmouth (9.24.22)
 1 vs. LIU (9.28.24)
 1 at Stony Brook (10.5.24)
 3 vs. LIU (9.28.24)
 Long Fumble Return 1 vs. Bucknell (9.11.21)
 Quarterback Hurries

ETHAN GETTMAN

Points 13 vs. Campbell (11.5.22)
 Points by Kicking 13 vs. Campbell (11.5.22)
 PATs Made 8 vs. Southern Conn. St. (10.8.22)
 PATs Attempted 8 vs. Southern Conn. St. (10.8.22)
 Field Goals Made 3 vs. Char. So. (10.15.22)
 3 vs. Campbell (11.5.22)
 3 at Princeton (9.23.23)
 Field Goals Attempted 4 vs. Char. So. (10.15.22)
 Long Field Goal 56 vs. Campbell (11.5.22)
 Rush Attempts 1 at UNLV (9.2.23)
 Rushing Yards -23 at UNLV (9.2.23)
 Total Offense — Plays 1 at UNLV (9.2.23)
 Total Offense — Yards -23 at UNLV (9.2.23)
 Punts 6 at Akron (9.18.21)
 6 vs. Towson (9.14.24)
 Punting Yards 232 vs. Towson (9.14.24)
 Long Punt 82 vs. Saint Francis (Pa.) (10.16.21)
 Kickoffs 9 vs. Southern Conn. St. (10.8.22)
 9 vs. Campbell (11.5.22)
 Kickoff Yards 578 vs. Southern Conn. St. (10.8.22)
 Kickoff Average 65.7 (7 KO) at Holy Cross (11.12.22)
 Touchbacks 7 vs. Southern Conn. St. (10.8.22)

JULIAN GLANTZ

Rush Attempts 2 vs. Stony Brook (10.28.23)
 Rushing Yards 9 at Maine (10.1.22)
 Long Rush 9 at Maine (10.1.22)
 Receptions 1 vs. Stony Brook (10.28.23)
 Receiving Yards -3 vs. Stony Brook (10.28.23)
 Long Reception -3 vs. Stony Brook (10.28.23)
 Total Offense - Plays 2 vs. Stony Brook (10.28.23)
 Total Offense 9 at Maine (10.1.22)
 All-Purpose Yards 9 at Maine (10.1.22)
 Tackles 1 at N.C. A&T (7.7.23)
 1 vs. Elon (10.14.23)
 1 vs. Stony Brook (10.28.23)

JALEN GOODMAN

Points 6 at Maine (10.1.22)
 Touchdowns 6 at Maine (10.1.22)
 All-Purpose Yards 81 vs. Rhode Island (9.23.23)
 Interceptions 1 at Maine (10.1.22)
 1 vs. Rhode Island (9.23.23)
 Long INT Return 81 vs. Rhode Island (9.23.23)
 INT Return TDs 1 at Maine (10.1.22)
 Tackles 13 vs. Rhode Island (3.13.21)
 Tackles For Loss 1.5 vs. Bucknell (9.11.21)
 Forced Fumbles 1 at Maine (4.3.21)
 1 vs. Monmouth (9.24.22)
 Fumble Recoveries 1 vs. Rhode Island (9.23.23)
 1 at South Dakota State (12.9.23)
 Pass Breakups 2 at Southeastern La. (11.30.19)
 Quarterback Hurries 1 at Elon (11.6.21)

JASON HALL

Kickoff Returns 1 vs. Towson (11.11.23)
 Kickoff Return Yards 0 vs. Towson (11.11.23)
 Long Kickoff Return 0 vs. Towson (11.11.23)
 Tackles 1 vs. YSU (8.29.24)
 1 at Colgate (9.7.24)
 1 at Stony Brook (10.5.24)

VILLANOVA FOOTBALL GAME NOTES

CAREER HIGHS

SHANE HARTZELL

All-Purpose Yards	19 at New Hampshire (11.4.23)
Interceptions	1 at New Hampshire (11.4.23)
Long INT Return	19 at New Hampshire (11.4.23)
Tackles	20 vs. UNH (10.26.24)
Tackles For Loss	2.0 at Richmond (10.15.22)
	2.0 vs. Delaware (11.19.22)
	2.0 vs. UNH (10.26.24)
Sacks	1.0, 9x
Forced Fumbles	1 at LIU (9.10.22)
	1 at Maryland (9.21.24)
Fumble Recoveries	1 vs. LIU (9.28.24)
Long Fumble Return	18 vs. LIU (9.28.24)
Pass Breakups	1 at UAlbany (9.30.23)
	1 at Delaware (11.18.23)
	1 vs. Youngstown St. (12.2.23)
Quarterback Hurries	3 vs. Youngstown St. (12.2.23)

NATE HILL

Receptions	1 vs. Rhode Island (9.23.23)
	1 at Maryland (9.21.24)
Receiving Yards	6 vs. Rhode Island (9.23.23)
	6 at Maryland (9.21.24)
Long Reception	6 vs. Rhode Island (9.23.23)
	6 at Maryland (9.21.24)
All-Purpose Yards	6 vs. Rhode Island (9.23.23)
	6 at Maryland (9.21.24)

AYDEN HOWARD

Tackles	6 at Maryland (9.21.24)
Tackles For Loss	1.5 at Lehigh (9.2.23)
Sacks	1.0 vs. YSU (8.29.24)
Pass Breakups	1 vs. Towson (11.11.23)
	1 at Colgate (9.7.24)
Quarterback Hurries	1 vs. UAlbany (10.22.22)
	1 vs. UNH (10.26.24)

TURNER INGE

Tackles	6 at Maine (10.19.24)
Tackles For Loss	2.0 vs. Rhode Island (9.23.23)
Sacks	1.0 vs. Stony Brook (10.28.23)

ANTONIO JOHNSON

Points	6 vs. Colgate (9.9.23)
Touchdowns	1 vs. Colgate (9.9.23)
Receptions	2 at Lehigh (9.2.23)
	2 vs. Elon (10.14.23)
	2 vs. Youngstown St. (12.2.23)
Receiving Yards	40 vs. Youngstown St. (12.2.23)
Receiving Touchdowns	1 vs. Colgate (9.9.23)
Long Reception	34 vs. Youngstown St. (12.2.23)
All-Purpose Yards	40 vs. Youngstown St. (12.2.23)
Tackles	1 at UCF (9.16.23)

COLIN KENNEDY

Tackles	3 vs. Stony Brook (10.28.23)
---------	------------------------------

MIKE KENNEDY

Tackles	1, 4x
----------------	--------------

RICHIE KIMMEL

Punt Returns	1 vs. Delaware (11.19.22)
Punt Return Yards	16 vs. Delaware (11.19.22)
Long Punt Return	16 vs. Delaware (11.19.22)
All-Purpose Yards	16 vs. Delaware (11.19.22)
Interceptions	1 vs. YSU (8.29.24)
Long INT Return	0 vs. YSU (8.29.24)
Tackles	10 vs. YSU (8.29.24)
	10 at Stony Brook (10.5.24)
Tackles For Loss	1.5 at New Hampshire (11.4.23)
Sacks	0.5 vs. Towson (9.14.24)
Fumble Recoveries	1 at Lehigh (9.2.23)
	1 vs. YSU (8.29.24)
	1 vs. YSU (8.29.24)
Long Fumble Return	1 vs. YSU (8.29.24)
Pass Breakups	2 vs. LIU (9.28.24)
Quarterback Hurries	1, 4x
Blocked Kicks (Punt)	1 vs. Delaware (11.19.22)

LUCAS KOPECKY

Points	6 at Stony Brook (10.5.24)
	6 vs. UNH (10.26.24)
Touchdowns	1 at Stony Brook (10.5.24)
	1 vs. UNH (10.26.24)
Receptions	4 at Maine (10.19.24)
Receiving Yards	43 at Maine (10.19.24)
Receiving Touchdowns	1 at Stony Brook (10.5.24)
	1 vs. UNH (10.26.24)
Long Reception	26 at Stony Brook (10.5.24)
All-Purpose Yards	43 at Maine (10.19.24)

DALE LAW

Tackles	1 at Lehigh (9.2.23)
	1 vs. Stony Brook (10.28.23)

DANIEL LOPES

Points	6 at William & Mary (11.12.22)
Touchdowns	1 at William & Mary (11.12.22)
Receptions	3 at Colgate (9.7.24)
Receiving Yards	42 at William & Mary (11.12.22)
Receiving Touchdowns	1 at W&M (11.12.22)
Long Reception	39 at William & Mary (11.12.22)
All-Purpose Yards	39 at William & Mary (11.12.22)
Tackles	1 at Lehigh (9.2.23)

JA'BRIEL MACE

Points	6 at Stony Brook (10.5.24)
Touchdowns	1 at Stony Brook (10.5.24)
	13 vs. Towson (11.11.23)
Rush Attempts	13 at Stony Brook (10.5.24)
	76 vs. Towson (11.11.23)
Rushing Yards	76 vs. Towson (11.11.23)
Rushing Touchdowns	1 at Stony Brook (10.5.24)
Long Rush	28 vs. Towson (11.11.23)
Receptions	2 at Colgate (9.7.24)
	2 at Maine (10.19.24)
Receiving Yards	35 vs. YSU (8.29.24)
Long Reception	35 vs. YSU (8.29.24)
Total Offense - Plays	13 vs. Towson (11.11.23)
	13 at Stony Brook (10.5.24)
Total Offense - Yards	76 vs. Towson (11.11.23)
Kickoff Returns	1 vs. UNH (10.26.24)
Kickoff Return Yards	12 vs. UNH (10.26.24)
Long Kickoff Return	12 vs. UNH (10.26.24)
All-Purpose Yards	77 vs. Towson (11.11.23)

TANNER MADDOCKS

Points	6 at Maryland (9.21.24)
	6 at Maine (10.19.24)
Touchdowns	1 at Maryland (9.21.24)
	1 at Maine (10.19.24)
Rush Attempts	4 at Maine (10.19.24)
Rushing Yards	12 vs. Stony Brook (10.28.23)
Rushing Touchdowns	1 at Maryland (9.21.24)
	1 at Maine (10.19.24)
Long Rush	17 at Maine (10.19.24)
Pass Attempts	9 at Maine (10.19.24)
Pass Completions	4 vs. Stony Brook (10.28.23)
	4 at Maryland (9.21.24)
	4 at Maine (10.19.24)
Passing Yards	62 at Maine (10.19.24)
Long Pass	40 vs. Stony Brook (10.28.23)
Total Offense - Plays	13 at Maine (10.19.24)
Total Offense - Yards	71 at Maine (10.19.24)
Punt Returns	1 vs. LIU (9.28.24)
	1 at Stony Brook (10.5.24)
Punt Return Yards	22 at Stony Brook (10.5.24)
Long Punt Return	22 at Stony Brook (10.5.24)
All-Purpose Yards	22 at Stony Brook (10.5.24)

CAPRI MARTIN

Tackles	5 vs. Stony Brook (10.28.23)
	5 vs. Towson (9.14.24)
Tackles For Loss	1.0 vs. Towson (9.14.24)
	1.0 at Stony Brook (10.5.24)
Sacks	1.0 vs. Towson (9.14.24)
Forced Fumbles	1 vs. Towson (9.14.24)
Quarterback Hurries	1, 4x

NIGEL MCSWEEN

Tackles	4 at Stony Brook (10.5.24)
Tackles For Loss	1.0 vs. Towson (9.14.24)
	1.0 at Stony Brook (10.5.24)
Sacks	1.0 vs. Towson (9.14.24)
	1.0 at Stony Brook (10.5.24)
Pass Breakups	1 at Stony Brook (10.5.24)
Quarterback Hurries	2 at Stony Brook (10.5.24)

KENYON MILES

Receptions	2, 4x
Receiving Yards	21 at Maine (10.19.24)
Long Reception	20 at UAlbany (9.30.23)
All-Purpose Yards	21 at Maine (10.19.24)

VILLANOVA FOOTBALL GAME NOTES

CAREER HIGHS

TYRELL MIMS

All-Purpose Yards	0 at LIU (9.10.22)
	0 vs. UAlbany (10.22.22)
	0 at Lehigh (9.2.23)
Interceptions	1 at LIU (9.10.22)
	1 vs. UAlbany (10.22.22)
	1 at Lehigh (9.2.23)
Long INT Return	0 at LIU (9.10.22)
	0 vs. UAlbany (10.22.22)
	0 at Lehigh (9.2.23)
Tackles	6 vs. Richmond (10.15.22)
	6 at Lehigh (9.2.23)
	6 vs. Stony Brook (10.28.23)
Tackles For Loss	1.0, 5x
Sacks	1.0 at N.C. A&T (10.7.23)
Fumble Recoveries	1 at Army West Point (9.17.22)
	1 at Towson (11.5.22)
Pass Breakups	2 vs. UAlbany (10.22.22)
	2 vs. Delaware (11.19.22)
Quarterback Hurries	1 at LIU (9.10.22)
Blocked Kicks (Punt)	1 vs. William & Mary (10.30.21)

KALEB MOODY

Points	6 at Columbia (11.4.23)
Touchdowns	1 at Columbia (11.4.23)
Punt Returns	1 at Columbia (11.4.23)
Punt Return Yards	24 at Columbia (11.4.23)
Long Punt Return	10 at Columbia (11.4.23)
Interceptions	2 at Columbia (11.4.23)
Long INT Return	0 at Columbia (11.4.23)
All Purpose Yards	24 at Columbia (11.4.23)
Tackles	10 vs. Brown (9.22.23)
Tackles For Loss	1.5 vs. Dartmouth (10.28.23)
Sacks	1.0 at Dartmouth (10.28.23)
Forced Fumbles	1 vs. Dartmouth (10.28.23)
Pass Breakups	2 vs. St. Thomas (Minn.) (9.16.23)
	2 vs. Penn (11.11.23)
Blocked Kicks (Punt)	2 vs. Merrimack (9.16.22)

JAMES MOTT

Pass Attempts	3 at Lehigh (9.2.23)
Pass Completions	2 at Lehigh (9.2.23)
Passing Yards	9 at Lehigh (9.2.23)
Long Pass	6 at Lehigh (9.2.23)
Total Offense - Plays	3 at Lehigh (9.2.23)
Total Offense - Yards	9 at Lehigh (9.2.23)

DANIEL MUELLER

Kickoffs	1 at Lehigh (9.2.23)
Kickoff Yards	53 at Lehigh (9.2.23)
Kickoff Average	53.0 at Lehigh (9.2.23)

IVAN MURRAY

Tackles	1 at Maryland (9.21.24)
	1 vs. LIU (9.28.24)

JORDAN NELSON

All-Purpose Yards	0 at Delaware (11.18.23)
Interceptions	1 at Delaware (11.18.23)
Long INT Return	0 at Delaware (11.18.23)
Tackles	7 at Maine (10.19.24)
Tackles For Loss	1.5 at Maine (10.19.24)
Fumble Recoveries	1 at Maine (10.19.24)
Pass Breakups	1 vs. Towson (11.11.23)
Quarterback Hurries	2 vs. Lehigh (9.2.22)

OBINNA NWOBODO

Tackles	5 at Maine (10.19.24)
Tackles For Loss	1.0 at Delaware (11.18.23)
Sacks	0.5 vs. Towson (9.14.24)
Quarterback Hurries	1 vs. Colgate (9.9.23)
	1 vs. Towson (9.14.24)
Blocked Kicks (FG)	1 vs. Towson (9.14.24)

JOSH OLUREMI

Tackles	1, 7x
---------	-------

CHANDON PIERRE

Tackles	5 at South Dakota (10.9.21)
Tackles For Loss	1.0, 7x
Sacks	1.0 vs. Southern Illinois (2.20.21)
	1.0 at UAlbany (9.30.23)
	1.0 at N.C. A&T (10.7.23)
Forced Fumbles	1 vs. Southern Illinois (2.20.21)
Quarterback Hurries	1 vs. Missouri State (4.24.21)
	1 vs. YSU (8.29.24)

ETHAN POTTER

Kick Returns	1 vs. Delaware (11.19.22)
Kick Return Yards	24 vs. Delaware (11.19.22)
Long Kick Return	24 vs. Delaware (11.19.22)
All-Purpose Yards	1 vs. Holy Cross (12.3.21)
Interceptions	1 vs. Holy Cross (12.3.21)
Long INT Return	1 vs. Holy Cross (12.3.21)
Tackles	11 at Maine (10.1.22)
	11 at Richmond (10.15.22)
Tackles For Loss	2.5 at Richmond (10.15.22)
Sacks	0.5 at Richmond (10.15.22)
	0.5 vs. UNH (10.26.24)
Pass Breakups	1, 10x
Forced Fumbles	1 at Towson (11.5.22)
Fumble Recoveries	1 vs. Rhode Island (10.23.21)
Quarterback Hurries	1, 6x

ISAIAH RAGLAND

Points	12 vs. LIU (9.28.24)
Touchdowns	2 vs. LIU (9.28.24)
Rush Attempts	17 vs. Towson (9.14.24)
Rushing Yards	141 vs. Towson (9.14.24)
Rushing Touchdowns	2 vs. LIU (9.28.24)
Long Rush	65 vs. Towson (9.14.24)
Receptions	2 at Colgate (9.7.24)
	2 at Maryland (9.21.24)
Receiving Yards	30 at Maryland (9.21.24)
Long Reception	24 at Maryland (9.21.24)
Total Offense - Plays	17 vs. Towson (9.14.24)
Total Offense - Yards	141 vs. Towson (9.14.24)
All-Purpose Yards	141 vs. Towson (9.14.24)

GARRETT ROGAN

Tackles	1 vs. Stony Brook (10.28.23)
---------	------------------------------

JAYLAN SANCHEZ

Points	12 at N.C. A&T (10.7.23)
	12 vs. Towson (9.14.24)
	2 at N.C. A&T (10.7.23)
Touchdowns	2 vs. Towson (9.14.24)
Rush Attempts	1, 5x
Rushing Yards	16 vs. YSU (8.29.24)
Long Rush	16 vs. YSU (8.29.24)
Receptions	6 at N.C. A&T (10.7.23)
Receiving Yards	158 at N.C. A&T (10.7.23)
Receiving Touchdowns	2 at N.C. A&T (10.7.23)
	2 vs. Towson (9.14.24)
Long Reception	68 vs. Colgate (9.9.23)
Kickoff Returns	2 at William & Mary (11.12.22)
Kickoff Return Yards	39 at W&M (11.12.22)
Long Kickoff Return	30 vs. Hampton (10.29.22)
Total Offense — Plays	1 at W&M (11.12.22)
	1 vs. YSU (8.29.24)
	1 vs. Towson (9.14.24)
Total Offense	-9 at William & Mary (11.12.22)
All-Purpose Yards	157 at N.C. A&T (10.7.23)
Tackles	1 vs. UNH (10.26.24)

CHRISTIAN SAPP

Kick Returns	4 vs. Towson (9.14.24)
Kick Return Yards	64 vs. Towson (9.14.24)
Long Kickoff Return	42 vs. YSU (8.29.24)
All-Purpose Yards	64 vs. Towson (9.14.24)
Interceptions	1 at New Hampshire (11.4.23)
	1 vs. Youngstown State (12.2.23)
	1 at Colgate (9.7.24)
Long INT Return	0 at New Hampshire (11.4.23)
	0 vs. Youngstown State (12.2.23)
	0 at Colgate (9.7.24)
	6 vs. Towson (9.14.24)
Tackles	1.0, 5x
Tackles For Loss	1 vs. Hampton (10.29.22)
Pass Breakups	1 vs. Hampton (10.29.22)
Forced Fumbles	1 at UCF (9.16.23)

CHUCK SMITH

Tackles	8 at The Citadel (11.13.21)
Tackles For Loss	1.5 at VMI (9.23.23)
	1.5 vs. Samford (10.7.23)
Sacks	1.5 vs. Samford (10.7.23)
Pass Breakups	1 vs. Presbyterian (9.16.23)
Forced Fumbles	1, 4x
Fumble Recoveries	1 vs. Kennesaw State (9.18.21)
	1 at VMI (9.25.21)
Quarterback Hurries	2 vs. Presbyterian (9.16.23)
	2 vs. Furman (11.18.23)

VILLANOVA FOOTBALL GAME NOTES

CAREER HIGHS

DEVIN SMITH

Points	12, 4x
Touchdowns	2, 4x
Rush Attempts	1, 4x
Rushing Yards	6 at Stony Brook (10.5.24)
Long Rush	6 at Stony Brook (10.5.24)
Receptions	6 at New Hampshire (9.17.22) 6 at Richmond (11.25.23) 6 at Colgate (9.7.24)
Receiving Yards	202 at Richmond (11.25.23)
Long Reception	91 at Richmond (11.25.23)
Receiving Touchdowns	2, 4x
Total Offense — Plays	1 at Stony Brook (10.5.24)
Total Offense — Yards	6 at Stony Brook (10.5.24)
Kick Returns	4 at Maryland (9.21.24) 4 at Maine (10.19.24)
Kick Return Yards	95 at Maine (10.19.24)
Long Kick Return	30 at Howard (11.11.23)
Punt Returns	2 vs. Towson (9.14.24)
Punt Return Yards	19 vs. Towson (9.14.24)
Long Punt Return	19 vs. Towson (9.14.24)
All-Purpose Yards	220 at Richmond (11.25.23)
Tackles	1 vs. Winston-Salem (9.18.21) 1 at South Carolina State (10.22.22)

ELI SMITH

Rush Attempts	7 at Maine (10.1.22) 7 at William & Mary (11.12.22)
Rushing Yards	48 at William & Mary (11.12.22)
Long Rush	18 at William & Mary (11.12.22)
Receptions	1 at William & Mary (11.12.22) 1 at Maine (10.19.24)
Receiving Yards	21 at Maine (10.19.24)
Long Reception	21 at Maine (10.19.24)
Total Offense - Plays	7 at Maine (10.1.22)
Total Offense - Yards	48 at W&M (11.12.22)
All-Purpose Yards	50 at W&M (11.12.22)

JR STRAUSS

Tackles	2 vs. Stony Brook (10.28.23) 2 at Stony Brook (10.5.24)
Tackles For Loss	1.0 at N.C. A&T (10.7.23)
Blocked Kicks (FG)	1 vs. Towson (9.14.24)

TY TRINH

All-Purpose Yards	24 at Maryland (9.21.24)
Interceptions	1 at Delaware (11.20.21) 1 at Lehigh (9.2.23) 1 at Maryland (9.21.24)
Long INT Return	24 at Maryland (9.21.24)
Tackles	12 at New Hampshire (11.4.23)
Tackles For Loss	2.0 at N.C. A&T (10.7.23) 2.0 at Maryland (9.21.24)
Pass Breakups	2 at UAlbany (9.30.23) 2 vs. Elon (10.14.23)
Quarterback Hurries	1, 4x
Forced Fumbles	1 vs. Lehigh (9.2.22) 1 vs. Delaware (11.19.22)
Fumble Recoveries	1 vs. Delaware (11.19.22)

STEPHANE VOLTAIRE

Tackles	1 at New Hampshire (11.4.23)
---------	------------------------------

CONNOR WATKINS

Points	18 vs. Rhode Island (9.23.23)
Touchdowns	3 vs. Rhode Island (9.23.23) 13 vs. Elon (10.14.2023)
Rush Attempts	13 at South Dakota State (12.9.2023) 13 vs. Towson (9.14.24)
Rushing Yards	130 vs. Hampton (10.29.22)
Rushing Touchdowns	3 vs. Rhode Island (9.23.23)
Long Rush	75 vs. Hampton (10.29.22)
Pass Attempts	31 vs. Hampton (10.29.22) 31 at UAlbany (9.30.23) 31 at Maine (10.19.24)
Pass Completions	18 vs. UAlbany (10.22.22) 18 at Colgate (9.7.24)
Passing Yards	361 vs. Stony Brook (10.28.23)
Passing TDs	4 at Maine (10.1.22) 4 vs. Stony Brook (10.28.23)
Long Pass	83 at Maine (10.1.22)
Total Offense - Plays	43 at UAlbany (9.30.23)
Total Offense	395 vs. Stony Brook (10.28.23)
All-Purpose Yards	130 vs. Hampton (10.29.22)
Punts	8 at Penn State (9.25.21)
Punting Yards	277 at Penn State (9.25.21)
Long Punt	50 at James Madison (10.9.21)

ISAS WAXTER

All-Purpose Yards	0 vs. Colgate (9.9.23) 0 at Delaware (11.18.23)
Tackles	7 vs. Delaware (11.23.19)
Tackles For Loss	1.0, 6x
Sacks	1.0 at Lehigh (9.4.21)
Interceptions	1 vs. Colgate (9.9.23) 1 at Delaware (11.18.23) 1 vs. Youngstown State (12.2.23)
Long INT Return	0 vs. Colgate (9.9.23) 0 at Delaware (11.18.23) 0 vs. Youngstown State (12.2.23)
Pass Breakups	2 vs. Colgate (9.9.23)
Forced Fumbles	2 at Maine (10.19.24)
Fumble Recoveries	1 at Maryland (9.21.24)
Quarterback Hurries	1 at Lehigh (9.2.23)

JAYVONT WILLIAMS

Tackles	1 at South Dakota State (12.9.23) 1 at Stony Brook (10.5.24)
---------	---

ISAIAH WRIGHT

Points	6 vs. Stony Brook (10.28.23)
Touchdowns	1 vs. Stony Brook (10.28.23)
Rush Attempts	6 at Colgate (9.7.24)
Rushing Yards	31 at Stony Brook (10.5.24)
Rushing Touchdowns	1 vs. Stony Brook (10.28.23)
Long Rush	25 at Stony Brook (10.5.24)
Receptions	1 at Maine (10.19.24)
Receiving Yards	5 at Maine (10.19.24)
Long Reception	5 at Maine (10.19.24)
Total Offense — Plays	6 at Colgate (9.7.24)
Total Offense — Yards	31 at Stony Brook (10.5.24)
Kickoff Returns	1 vs. LIU (9.28.24)
Kickoff Return Yards	31 vs. LIU (9.28.24)
Long Kickoff Return	31 vs. LIU (9.28.24)
All-Purpose Yards	33 vs. LIU (9.28.24)

ION WYATT

Tackles	3 at Colgate (9.7.24)
Tackles For Loss	0.5 at Colgate (9.7.24) 1 at Lehigh (9.2.23)
Pass Breakups	1 vs. Stony Brook (10.28.23)



2024-25 Villanova Football
Game Results
All games

Page 1/1
as of Oct 26, 2024

Team Results

	Date	Opponent		Score	Overall	Conf	Time	Attend
	08/29/2024	Youngstown St.	W	24-17	1-0	0-0	2:46	5421
	09/07/2024	at Colgate	W	28-3	2-0	0-0	3:03	2619
*	09/14/2024	Towson	W	14-13	3-0	1-0	3:16	4219
	09/21/2024	at Maryland	L	20-38	3-1	1-0	3:19	38006
	09/28/2024	LIU	W	24-10	4-1	1-0	2:44	6111
*	10/05/2024	at Stony Brook	W	42-24	5-1	2-0	2:54	6142
*	10/19/2024	at Maine	L	7-35	5-2	2-1	2:55	6860
*	10/26/2024	New Hampshire	W	14-6	6-2	3-1	2:43	5015



2024-25 Villanova Football
Overall Team Statistics
All games

Page 1/2
as of Oct 26, 2024

Team Statistics

	VU	OPP
Scoring	173	146
Points per game	21.6	18.3
Points Off Turnovers	27	14
First Downs	147	141
Rushing	77	49
Passing	53	77
Penalty	17	15
Rushing Yardage	1412	1118
Yards gained rushing	1614	1270
Yards lost rushing	202	152
Rushing attempts	286	267
Average per rush	4.9	4.2
Average per game	176.5	139.8
TDs Rushing	15	9
Passing Yardage	1180	1439
Comp-Att-Int	98-194-2	156-238-5
Average per pass	6.1	6.0
Average per catch	12.0	9.2
Average per game	147.5	179.9
TDs Passing	8	7
Total offense	2592	2557
Total plays	480	505
Average per play	5.4	5.1
Average per game	324.0	319.6
Kick returns: #-Yards	20-418	15-255
Punt returns: #-Yards	6-41	8-49
Int returns: #-Yards	5-26	2-0
Kick return average	20.9	17.0
Punt return average	6.8	6.1
Int return average	5.2	0.0
Fumbles-Lost	8-7	12-7
Penalties-Yards	54-454	48-442
Average per game	56.8	55.3
Punts-Yards	38-1569	35-1523
Average per punt	41.3	43.5
Net punt average	39.0	40.6
Kickoffs-Yards	34-2028	32-1960
Average per kick	59.6	61.3
Net kick average	40.2	38.8
Time of possession / game	29:37	30:23
3rd-down conversion	36/93	33/101
3rd-down pct	39%	33%
4rd-down conversion	3/7	7/13



2024-25 Villanova Football
Overall Team Statistics
All games

Page 2/2
as of Oct 26, 2024

	VU	OPP
4rd-down pct	43%	54%
Sacks by-Yards	11-87	25-139
Misc Yards	0	0
Touchdowns scored	23	17
Field goals - attempts	4-9	9-14
On-Side kicks	1-1	0-1
Red-zone scores	(20-25) 80%	(17-26) 65%
Red-zone touchdowns	(17-25) 68%	(13-26) 50%
PAT-attempts	(23-23) 100%	(15-16) 94%
2-point conversion-attempts	(0-0) 0%	(1-1) 100%
Attendance	20766	53627
Games / Avg per game	4/5192	4/13407
Neutral site games	-	0/0

Score by Periods

Team	1st	2nd	3rd	4th	OT	TOT
Villanova	34	35	45	59	0	173
Opponents	55	30	31	30	0	146



2024-25 Villanova Football Individual Statistics All games

Page 1/3
as of Oct 26, 2024

Rushing

Player	gp	att	gain	loss	net	avg	td	lg	avg/g
David Avit	8	85	563	7	556	6.5	5	72	69.5
Isaiah Ragland	6	61	362	5	357	5.9	4	65	59.5
Connor Watkins	8	67	385	125	260	3.9	3	45	32.5
Ja'briel Mace	8	27	149	9	140	5.2	1	24	17.5
Isaiah Wright	8	20	80	12	68	3.4	0	25	8.5
Eli Smith	2	4	21	0	21	5.3	0	8	10.5
Tanner Maddocks	5	5	32	15	17	3.4	2	17	3.4
Jaylan Sanchez	8	4	16	3	13	3.3	0	16	1.6
Devin Smith	8	1	6	0	6	6.0	0	6	0.8
Team	8	12	0	26	-26	-2.2	0	0	-3.3
Total	8	286	1614	202	1412	4.9	15	72	176.5
Opponents	8	267	1270	152	1118	4.2	9	70	139.8

Passing

Player	gp	effic	comp-att-int	pct	yds	td	lg	avg/g
Connor Watkins	8	112.3	90-180-2	50.0	1068	8	71	133.5
Tanner Maddocks	5	124.3	8-14-0	57.1	112	0	24	22.4
Total	8	113.2	98-194-2	50.5	1180	8	71	147.5
Opponents	8	121.8	156-238-5	65.5	1439	7	61	179.9

Receiving

Player	gp	no.	yds	avg	td	lg	avg/g
Devin Smith	8	24	306	12.8	4	71	38.3
Jaylan Sanchez	8	19	260	13.7	2	45	32.5
Daniel Lopes	8	10	119	11.9	0	23	14.9
Kenyon Miles	7	9	69	7.7	0	16	9.9
Ja'briel Mace	8	8	106	13.3	0	35	13.3
Lucas Kopecky	5	8	112	14.0	2	26	22.4
Luke Daly	7	6	73	12.2	0	32	10.4
Isaiah Ragland	6	6	45	7.5	0	24	7.5
Chris Colby	5	3	52	17.3	0	24	10.4
Nate Hill	4	1	6	6.0	0	6	1.5
Eli Smith	2	1	21	21.0	0	21	10.5
Isaiah Wright	8	1	5	5.0	0	5	0.6
Nolan Clayton	8	1	3	3.0	0	3	0.4
David Avit	8	1	3	3.0	0	3	0.4
Total	8	98	1180	12.0	8	71	147.5
Opponents	8	156	1439	9.2	7	61	179.9

Punt Returns

Player	no.	yds	avg	td	lg
Tanner Maddocks	2	22	11.0	0	22
Devin Smith	4	19	4.8	0	19
Total	6	41	6.8	0	22
Opponents	8	49	6.1	0	27

Interceptions

Player	no.	yds	avg	td	lg
Zahmir Dawud	2	2	1.0	0	2
Richie Kimmel	1	0	0.0	0	0
Ty Trinh	1	24	24.0	0	24
Christian Sapp	1	0	0.0	0	0
Total	5	26	5.2	0	24
Opponents	2	0	0.0	0	0

Kick Returns

Player	no.	yds	avg	td	lg
Devin Smith	9	190	21.1	0	28
Christian Sapp	8	174	21.8	0	42
Isaiah Wright	1	31	31.0	0	31
Nolan Clayton	1	11	11.0	0	11
Ja'briel Mace	1	12	12.0	0	12
Total	20	418	20.9	0	42
Opponents	15	255	17.0	0	33

Fumble Returns

Player	no.	yds	avg	td	lg
Shane Hartzell	1	18	18.0	0	18
Timmy Furgeson	2	3	1.5	0	3
Richie Kimmel	1	1	1.0	0	1
Isas Waxter	1	0	0.0	0	0
Brendan Bell	1	0	0.0	0	0
Jordan Nelson	1	0	0.0	0	0
Total	7	22	3.1	0	18
Opponents	7	9	1.3	0	9



2024-25 Villanova Football
Individual Statistics
All games

Page 2/3
as of Oct 26, 2024

Scoring

Player	td	fg	PAT						pts
			kick	rush	rcv	pass	dxp	saf	
Ethan Gettman	-	4-9	23-23	-	-	-	-	-	35
David Avit	5	-	-	-	-	-	-	-	30
Devin Smith	4	-	-	-	-	-	-	-	24
Isaiah Ragland	4	-	-	-	-	-	-	-	24
Connor Watkins	3	-	-	-	-	-	-	-	18
Tanner Maddocks	2	-	-	-	-	-	-	-	12
Jaylan Sanchez	2	-	-	-	-	-	-	-	12
Lucas Kopecky	2	-	-	-	-	-	-	-	12
Ja'briel Mace	1	-	-	-	-	-	-	-	6
Total	23	4-9	23-23	0	0	0	0	0	173
Opponents	17	9-14	15-16	1	0	0	0	0	146

Total Offense

Player	g	plays	rush	pass	total	avg/g
Connor Watkins	8	247	260	1068	1328	166.0
David Avit	8	85	556	0	556	69.5
Isaiah Ragland	6	61	357	0	357	59.5
Ja'briel Mace	8	27	140	0	140	17.5
Tanner Maddocks	5	19	17	112	129	25.8
Isaiah Wright	8	20	68	0	68	8.5
Eli Smith	2	4	21	0	21	10.5
Jaylan Sanchez	8	4	13	0	13	1.6
Devin Smith	8	1	6	0	6	0.8
Team	8	0	-26	0	-26	-3.3
Total	8	480	1412	1180	2592	324.0
Opponents	8	505	1118	1439	2557	319.6

Field Goals

Player	fg	pct.	01-19	20-29	30-39	40-49	50-99	lg	blk
Ethan Gettman	4-9	44.4	0-0	1-2	2-4	1-2	0-1	42	2
Opponents	9-14	64.3	0-0	4-4	1-5	4-5	0-0	46	2

Punting

Player	no.	yds	avg	lg	tb	fc	i20	50+	blk
Ethan Gettman	35	1472	42.1	72	2	15	8	5	0
Connor Watkins	3	97	32.3	36	0	0	3	0	0
Total	38	1569	41.3	72	2	15	11	5	0
Opponents	35	1523	43.5	65	3	14	9	6	0

FG Sequence

Team Name	Villanova	Opponents
Maryland	33,(33),(37)	(46)
Youngstown St.	(42),32	(27)
LIU	(24),41	(42)
Stony Brook	26	(24)
Maine	50	
Colgate		(39),34
Towson		(41),31,(23),48,37
New Hampshire		(21),38,(40)

Kickoffs

Player	no.	yds	avg	tb	ob	retn	net	ydln
Ethan Gettman	34	2028	59.6	9	1			
Total	34	2028	59.6	9	1	14	40.2	24
Opponents	32	1960	61.3	12	0	20	38.8	26

Numbers in (parentheses) indicate field goal was made



2024-25 Villanova Football
Individual Statistics
All games

Page 3/3
as of Oct 26, 2024

All Purpose

Player	g	rush	rcv	pr	kr	ir	total	avg/g
David Avit	8	556	3	0	0	0	559	69.9
Devin Smith	8	6	306	19	190	0	521	65.1
Isaiah Ragland	6	357	45	0	0	0	402	67.0
Jaylan Sanchez	8	13	260	0	0	0	273	34.1
Connor Watkins	8	260	0	0	0	0	260	32.5
Ja'briel Mace	8	140	106	0	12	0	258	32.3
Christian Sapp	6	0	0	0	174	0	174	29.0
Daniel Lopes	8	0	119	0	0	0	119	14.9
Lucas Kopecky	5	0	112	0	0	0	112	22.4
Isaiah Wright	8	68	5	0	31	0	104	13.0
Luke Daly	7	0	73	0	0	0	73	10.4
Kenyon Miles	7	0	69	0	0	0	69	9.9
Chris Colby	5	0	52	0	0	0	52	10.4
Eli Smith	2	21	21	0	0	0	42	21.0
Tanner Maddocks	5	17	0	22	0	0	39	7.8
Ty Trinh	8	0	0	0	0	24	24	3.0
Nolan Clayton	8	0	3	0	11	0	14	1.8
Nate Hill	4	0	6	0	0	0	6	1.5
Zahmir Dawud	8	0	0	0	0	2	2	0.3
Team	8	-26	0	0	0	0	-26	-3.3
Total	8	1412	1180	41	418	26	3077	384.6
Opponents	8	1118	1439	49	255	0	2861	357.6



2024-25 Villanova Football
Overall Defense Statistics
All games

Page 1/1
as of Oct 26, 2024

Team Defense

			Tackles				Sacks	Pass defense			Fumbles		blkd	
##	Player	gp	ua	a	tot	tfl/yds	no-yds	int-yds	brup	qbh	fr-yds	ff	kick	saf
31	Shane Hartzell	8	35	40	75	4.5-21	2-18	.	.	4	1-18	1	.	.
28	Brendan Bell	8	37	33	70	9.5-51	2-28	.	1	2	1-0	1	.	.
34	Ethan Potter	8	25	27	52	2-4	0.5-3	.	3	2
4	Jalen Goodman	8	27	12	39	1-5	.	.	1
44	Richie Kimmel	7	10	26	36	0.5-4	0.5-4	1-0	2	2	1-1	.	.	.
9	Ty Trinh	8	17	12	29	4.5-12	.	1-24	3	2
91	Ayden Howard	8	9	14	23	1-1	1-1	.	1	1
0	Isas Waxter	7	17	5	22	2-2	.	.	2	.	1-0	3	.	.
33	Turner Inge	8	11	11	22	2-5
7	Tyrell Mims	7	18	3	21	1-1
37	Zahmir Dawud	8	12	7	19	1.5-3	.	2-2	.	.	.	1	.	.
92	Nigel McSween	8	6	11	17	3.5-20	3-19	.	1	2
98	Obinna Nwobodo	8	4	12	16	1.5-4	0.5-3	.	.	1	.	.	1	.
11	Jordan Nelson	8	5	11	16	1.5-2	.	.	.	1	1-0	.	.	.
25	Christian Sapp	6	13	3	16	1-4	.	1-0
97	Chuck Smith	8	3	13	16	2-12	0.5-6	.	.	3	.	1	.	.
93	Capri Martin	8	5	9	14	2.5-9	1-5	.	.	3	.	1	.	.
52	Chandon Pierre	6	1	4	5	1-2	.	.	.	1
38	Newton Essiem	8	3	2	5
1	Jon Wyatt	5	2	2	4	0.5-1
10	JR Strauss	8	1	2	3	1	.
40	Jason Hall	8	3	.	3
55	Mike Kennedy	8	1	2	3
94	Ivan Murray	6	1	1	2
5	Jaylan Sanchez	8	.	1	1
67	Kyle Fay	8	1	.	1
8	Kaleb Moody	8	.	1	1	.	.	.	2
21	Jayvont Williams	7	.	1	1
36	Damill Bostic	1	1	.	1
32	Omari Bursey	3	.	1	1
42	Timmy Furgeson	8	.	1	1	2-3	.	.	.
Totals		8	268	268	536	43-163	11-87	5-26	16	24	7-22	8	2	0
Opponents		8	239	230	469	40-174	25-139	2-0	13	31	7-9	6	2	0



2024-25 Villanova Football
Team Game-by-Game
All games

Page 1/1
as of Oct 26, 2024

Date	Opponent	Rushing				Receiving				Passing				Kick Returns				Punt Returns				tot		
		no.	yds	td	lg	no.	yds	td	lg	cmp	att	int	yds	td	lg	no.	yds	td	lg	no.	yds	td	lg	off
08/29/2024	Youngstown St.	30	246	3	45	6	90	0	35	6	17	0	90	0	35	2	53	0	42	0	0	0	0	336
09/07/2024	at Colgate	32	132	2	23	18	247	2	71	18	28	0	247	2	71	2	57	0	36	0	0	0	0	379
09/14/2024	Towson	38	235	0	65	14	116	2	28	14	25	0	116	2	28	4	64	0	22	2	19	0	19	351
09/21/2024	at Maryland	32	75	1	23	16	156	1	24	16	33	0	156	1	24	4	87	0	25	0	0	0	0	231
09/28/2024	LIU	53	264	3	17	10	128	0	45	10	19	0	128	0	45	2	39	0	31	1	0	0	0	392
10/05/2024	at Stony Brook	39	280	5	72	9	152	1	32	9	19	0	152	1	32	0	0	0	0	2	22	0	22	432
10/19/2024	at Maine	28	35	1	17	18	179	0	23	18	40	2	179	0	23	4	95	0	28	1	0	0	0	214
10/26/2024	New Hampshire	34	145	0	24	7	112	2	31	7	13	0	112	2	31	2	23	0	12	0	0	0	0	257
Villanova		286	1412	15	72	98	1180	8	71	98	194	2	1180	8	71	20	418	0	42	6	41	0	22	2592
Opponents		267	1118	9	70	156	1439	7	61	156	238	5	1439	7	61	15	255	0	33	8	49	0	27	2557

Villanova Averages

Games	Avg/ rush	Avg/ catch	Pass effc	KR avg	PR avg	All purpose avg/game	Total offense avg/game
8	4.9	12.0	113.2	20.9	6.8	384.6	324.0

Date	Opponent	Tackles				Sacks	Fumble		Pass Defense			blkd	PAT attempts			off		
		ua	a	total	tfl-yds	no-yds	ff	fr-yds	int-yds	qbh	brup	kick	kick	rush	rcv	saf	t/o	pts
08/29/2024	Youngstown St.	41	28	69	5.0-15	1-1	1	1-1	2-2	3	2	0	3-3	0	0	0	3	24
09/07/2024	at Colgate	36	22	58	5.0-21	1-12	0	0-0	1-0	3	2	0	4-4	0	0	0	0	28
09/14/2024	Towson	25	58	83	4.0-21	3-17	1	0-0	0-0	8	4	2	2-2	0	0	0	0	14
09/21/2024	at Maryland	44	20	64	7.0-17	1-7	1	1-0	1-24	0	1	0	2-2	0	0	0	3	20
09/28/2024	LIU	21	14	35	1.0-5	0-0	0	2-21	0-0	2	3	0	3-3	0	0	0	14	24
10/05/2024	at Stony Brook	39	44	83	7.0-29	2-19	2	1-0	1-0	4	2	0	6-6	0	0	0	7	42
10/19/2024	at Maine	26	38	64	5.0-17	1-11	2	1-0	0-0	0	0	0	1-1	0	0	0	0	7
10/26/2024	New Hampshire	36	44	80	9.0-38	2-20	1	1-0	0-0	4	2	0	2-2	0	0	0	0	14
Villanova		268	268	536	43.0-163	11-87	8	7-22	5-26	24	16	2	23-23	0	0	0	27	173
Opponents		239	230	469	40.0-174	25-139	6	7-9	2-0	31	13	2	15-16	1	0	0	14	146

Date	Opponent	Punting										Field Goals			Kickoffs				
		no.	yds	avg	long	blkd	tb	fc	50+	i20	md-att	long	blkd	no.	yds	avg	tb	ob	
08/29/2024	Youngstown St.	3	138	46.0	62	0	0	2	1	2	1	2	42	0	5	302	60.4	0	0
09/07/2024	at Colgate	6	250	41.7	48	0	1	4	0	2	0	0	0	0	5	317	63.4	1	0
09/14/2024	Towson	7	262	37.4	49	0	0	2	0	3	0	0	0	0	3	185	61.7	0	0
09/21/2024	at Maryland	4	172	43.0	55	0	0	1	2	0	2	3	37	1	4	237	59.3	2	0
09/28/2024	LIU	4	156	39.0	45	0	0	1	0	2	1	2	24	0	5	292	58.4	2	0
10/05/2024	at Stony Brook	5	210	42.0	50	0	1	2	1	1	0	1	0	0	7	443	63.3	3	0
10/19/2024	at Maine	5	209	41.8	48	0	0	2	0	1	0	1	0	1	2	100	50.0	0	1
10/26/2024	New Hampshire	4	172	43.0	72	0	0	1	1	0	0	0	0	0	3	152	50.7	1	0
Villanova		38	1569	41.3	72	0	2	15	5	11	4	9	42	2	34	2028	59.6	9	1
Opponents		35	1523	43.5	65	0	3	14	6	9	9	14	46	2	32	1960	61.3	12	0



2024-25 Villanova Football
Opponents Game-by-Game
All games

Page 1/1
as of Oct 26, 2024

Date	Opponent	Rushing				Receiving				Passing				Kick Returns				Punt Returns				tot			
		no.	yds	td	lg	no.	yds	td	lg	cmp	att	int	yds	td	lg	no.	yds	td	lg	no.	yds	td	lg	off	
08/29/2024	Youngstown St.	40	169	1	17	18	152	1	18	18-25-2				152	1	18	5	101	0	23	0	0	0	0	321
09/07/2024	at Colgate	26	86	0	25	24	178	0	36	24-42-1				178	0	36	1	16	0	16	0	0	0	0	264
09/14/2024	Towson	31	161	0	70	20	233	1	35	20-38-0				233	1	35	2	33	0	18	2	18	0	12	394
09/21/2024	at Maryland	30	159	3	20	29	338	2	61	29-34-1				338	2	61	0	0	0	0	1	27	0	27	497
09/28/2024	LIU	20	96	1	25	11	80	0	18	11-24-0				80	0	18	0	0	0	0	2	-2	0	0	176
10/05/2024	at Stony Brook	42	163	3	20	22	147	0	27	22-32-1				147	0	27	4	91	0	33	1	-1	0	0	310
10/19/2024	at Maine	35	155	1	39	18	186	3	55	18-21-0				186	3	55	1	14	0	14	0	0	0	0	341
10/26/2024	New Hampshire	43	129	0	26	14	125	0	25	14-22-0				125	0	25	2	0	0	0	2	7	0	6	254
Opponents		267	1118	9	70	156	1439	7	61	156-238-5				1439	7	61	15	255	0	33	8	49	0	27	2557
Villanova		286	1412	15	72	98	1180	8	71	98-194-2				1180	8	71	20	418	0	42	6	41	0	22	2592

Opponents Averages

Games	Avg/ rush	Avg/ catch	Pass effic	KR avg	PR avg	All purpose avg/game	Total offense avg/game
8	4.2	9.2	121.8	17.0	6.1	357.6	319.6

Date	Opponent	Tackles				Sacks	Fumble		Pass Defense			blkd	PAT attempts			off		
		ua	a	total	tfl-yds	no-yds	ff	fr-yds	int-yds	qbh	brup	kick	kick	rush	rcv	saf	t/o	pts
08/29/2024	Youngstown St.	27	10	37	2.0-13	2-13	0	0-0	0-0	3	1	0	2-2	0	0	0	0	17
09/07/2024	at Colgate	27	32	59	4.0-22	2-19	0	0-0	0-0	3	2	0	0-0	0	0	0	0	3
09/14/2024	Towson	31	42	73	5.0-10	3-8	2	2-0	0-0	6	0	0	1-1	0	0	0	0	13
09/21/2024	at Maryland	38	16	54	6.0-33	3-21	0	0-0	0-0	2	2	1	5-5	0	0	0	0	38
09/28/2024	LIU	42	32	74	5.0-14	3-11	0	0-0	0-0	1	1	0	1-1	0	0	0	0	10
10/05/2024	at Stony Brook	30	18	48	6.0-21	3-13	0	1-0	0-0	6	2	0	3-3	0	0	0	7	24
10/19/2024	at Maine	25	44	69	9.0-56	7-51	2	2-0	2-0	8	5	1	3-4	1	0	0	7	35
10/26/2024	New Hampshire	19	36	55	3.0-5	2-3	2	2-9	0-0	2	0	0	0-0	0	0	0	0	6
Opponents		239	230	469	40.0-174	25-139	6	7-9	2-0	31	13	2	15-16	1	0	0	14	146
Villanova		268	268	536	43.0-163	11-87	8	7-22	5-26	24	16	2	23-23	0	0	0	27	173

Date	Opponent	Punting										Field Goals			Kickoffs				
		no.	yds	avg	long	blkd	tb	fc	50+	i20		md-att	long	blkd	no.	yds	avg	tb	ob
08/29/2024	Youngstown St.	2	110	55.0	65	0	0	1	1	2		1-1	27	0	4	236	59.0	2	0
09/07/2024	at Colgate	6	279	46.5	60	0	0	3	1	1		1-2	39	0	2	128	64.0	0	0
09/14/2024	Towson	5	211	42.2	57	0	0	1	1	2		2-5	41	2	4	239	59.8	0	0
09/21/2024	at Maryland	1	39	39.0	39	0	1	0	0	0		1-1	46	0	7	445	63.6	3	0
09/28/2024	LIU	6	242	40.3	51	0	0	3	1	2		1-1	42	0	3	182	60.7	1	0
10/05/2024	at Stony Brook	8	355	44.4	62	0	0	3	2	2		1-1	24	0	4	260	65.0	4	0
10/19/2024	at Maine	4	145	36.3	45	0	2	0	0	0		0-0	0	0	6	376	62.7	2	0
10/26/2024	New Hampshire	3	142	47.3	49	0	0	3	0	0		2-3	40	0	2	94	47.0	0	0
Opponents		35	1523	43.5	65	0	3	14	6	9		9-14	46	2	32	1960	61.3	12	0
Villanova		38	1569	41.3	72	0	2	15	5	11		4-9	42	2	34	2028	59.6	9	1



2024-25 Villanova Football
Team Game-by-Game Comparison
All games

Page 1/1
as of Oct 26, 2024

Opponent	Score	First Downs				Rushing Number-Yards	Passing		Total Offense Plays-Yards	Return Yards	Turn- Overs
		Total	Rush	Pass	Pen		Comp-Att.-Int	Yards			
Youngstown St.	24-17	15 / 21	11 / 9	3 / 12	1 / 0	30-246 / 40-169	6-17-0 / 18-25-2	90 / 152	47-336 / 65-321	56 / 101	0 / 3
Colgate	28-3	20 / 18	9 / 5	10 / 10	1 / 3	32-132 / 26-86	18-28-0 / 24-42-1	247 / 178	60-379 / 68-264	57 / 16	0 / 1
Towson	14-13	20 / 17	12 / 5	7 / 10	1 / 2	38-235 / 31-161	14-25-0 / 20-38-0	116 / 233	63-351 / 69-394	83 / 51	2 / 0
Maryland	20-38	20 / 25	8 / 6	7 / 19	5 / 0	32-75 / 30-159	16-33-0 / 29-34-1	156 / 338	65-231 / 64-497	111 / 27	0 / 2
LIU	24-10	22 / 10	16 / 3	5 / 4	1 / 3	53-264 / 20-96	10-19-0 / 11-24-0	128 / 80	72-392 / 44-176	60 / -2	0 / 2
Stony Brook	42-24	19 / 18	10 / 10	5 / 8	4 / 0	39-280 / 42-163	9-19-0 / 22-32-1	152 / 147	58-432 / 74-310	22 / 90	1 / 2
Maine	7-35	17 / 14	4 / 4	10 / 7	3 / 3	28-35 / 35-155	18-40-2 / 18-21-0	179 / 186	68-214 / 56-341	95 / 14	4 / 1
New Hampshire	14-6	14 / 18	7 / 7	6 / 7	1 / 4	34-145 / 43-129	7-13-0 / 14-22-0	112 / 125	47-257 / 65-254	23 / 16	2 / 1
Totals	173-146	147 / 141	77 / 49	53 / 77	17 / 15	286-1412 / 267-1118	98-194-2 / 156-238-5	1180 / 1439	480-2592 / 505-2557	507 / 313	9 / 12

Opponents	3rd Down Conversion	4th Down Conversion	Time of Possession	TOP Margin	Avg Yds/Rush	Avg Yds/Pass	Avg Yds/Play	Punting Number-Avg	Penalties Number-Yards	Sacks
Youngstown St.	3-9 / 4-10	0-0 / 2-3	23:48 / 36:12	-12:24	8.2 / 4.2	5.3 / 6.1	7.1 / 4.9	3-46.0 / 2-55.0	4-30.0 / 4-30.0	1 / 2
Colgate	4-10 / 3-14	0-0 / 1-3	29:09 / 30:51	-01:42	4.1 / 3.3	8.8 / 4.2	6.3 / 3.9	6-41.7 / 6-46.5	7-60.0 / 2-14.0	1 / 2
Towson	5-12 / 5-17	0-0 / 1-1	33:03 / 26:57	06:06	6.2 / 5.2	4.6 / 6.1	5.6 / 5.7	7-37.4 / 5-42.2	7-65.0 / 8-50.0	3 / 3
Maryland	4-13 / 7-10	1-2 / 1-1	32:16 / 27:44	04:32	2.3 / 5.3	4.7 / 9.9	3.6 / 7.8	4-43.0 / 1-39.0	3-15.0 / 8-89.0	1 / 3
LIU	7-14 / 1-9	0-1 / 0-0	37:05 / 22:55	14:10	5.0 / 4.8	6.7 / 3.3	5.4 / 4.0	4-39.0 / 6-40.3	10-90.0 / 8-75.0	0 / 3
Stony Brook	3-10 / 4-15	0-1 / 2-2	28:02 / 31:58	-03:56	7.2 / 3.9	8.0 / 4.6	7.4 / 4.2	5-42.0 / 8-44.4	4-20.0 / 8-84.0	2 / 3
Maine	7-15 / 3-11	1-2 / 0-1	29:07 / 30:53	-01:46	1.3 / 4.4	4.5 / 8.9	3.1 / 6.1	5-41.8 / 4-36.3	10-100.0 / 6-70.0	1 / 7
New Hampshire	3-10 / 6-15	1-1 / 0-2	24:22 / 35:38	-11:16	4.3 / 3.0	8.6 / 5.7	5.5 / 3.9	4-43.0 / 3-47.3	9-74.0 / 4-30.0	2 / 2
Totals	36-93 / 33-101	3-7 / 7-13	236:52 / 243:08	-06:16	4.9 / 4.2	6.1 / 6.0	5.4 / 5.1	38-41.3 / 35-43.5	54-454.0 / 48-442.0	11 / 25

Note: Game totals are displayed in the format TEAM/OPPONENT for each category