

VILLANOVA FOOTBALL GAME NOTES

GAMEDAY

Date	October 5, 2024
Time	3:30 PM
Venue	LaValle Stadium
Capacity	12,300

LIVE COVERAGE

TV

FloFootball

Jonny Wincott (Play By Play)

Brandon London (Analyst)

Matt Levine (Sideline)

RADIO

Villanova Sports Radio Network

AM 1480, FM 102.5, FM 104.1 (Trenton)

Ryan Fannon (Play By Play)

Kevin Reilly (Analyst)

ALL-TIME SERIES

VILLANOVA LEADS 4-3

First Meeting	2012
First Villanova Win	2013 (35-6)
First Stony Brook Win	2012 (20-10)

Last Meeting	2023
Last Villanova Win	2023 (48-13)
Last Stony Brook Win	2019 (36-35)

Mark Ferrante vs. Stony Brook	3-2
Billy Cosh vs. Villanova	0-0

at Villanova	3-1
at Stony Brook	1-2
CAA Football Regular Season	0-0

Current Streak	W3 (2020-2021-2023)
Longest Streak	W3 (2020-2021-2023)

THE MATCHUP



VILLANOVA

Nickname	Wildcats
Conference	CAA Football
Record	4-1 (1-0 CAA)
Stats Perform FCS Poll	#6
AFCA FCS Coaches Poll	#5
Head Coach	Mark Ferrante
Career Record	51-30
Villanova Record	51-30
Location	Villanova, Pa.
Founded	1842
Enrollment	6,584
Colors	Blue and White



STONY BROOK

Nickname	Seawolves
Conference	CAA Football
Record	4-1 (1-0 CAA)
Stats Perform FCS Poll	rv
AFCA FCS Coaches Poll	rv
Head Coach	Billy Cosh
Career Record	4-1
Stony Brook Record	4-1
Location	Stony Brook, N.Y.
Founded	1957
Enrollment	26,782
Colors	Red and New York Navy

VILLANOVA SCHEDULE

Date	Opponent	Location	Time/Result	Att.
8.29	(25/23) Youngstown State	Villanova, Pa.	W, 24-17	5,421
9.7	@ Colgate	Hamilton, N.Y.	W, 28-3	2,619
9.14	Towson (CAA)	Villanova, Pa.	W, 14-13	4,219
9.21	@ Maryland	College Park, Md.	L, 20-38	38,006
9.28	LIU	Villanova, Pa.	W, 24-10	6,111
10.5	@ Stony Brook (CAA)	Stony Brook, N.Y.	3:30 PM	
10.12	@ Maine (CAA)	Orono, Maine	1:00 PM	
10.26	New Hampshire (CAA)	Villanova, Pa.	3:30 PM	
11.2	@ Hampton (CAA)	Hampton, Va.	1:00 PM	
11.9	North Carolina A&T (CAA)	Villanova, Pa.	1:00 PM	
11.16	@ Monmouth (CAA)	West Long Branch, N.J.	12:00 PM	
11.23	Delaware (CAA)	Villanova, Pa.	1:00 PM	

TONIGHT'S GAME

■ Villanova wrapped up its non-conference schedule last week and begins a slate of seven straight CAA Football contests this week when it travels to Stony Brook for a 3:30 p.m. kickoff at LaValle Stadium. Both the Wildcats and the Seawolves enter the game with a 4-1 overall record and a 1-0 mark in conference play.

■ Villanova has a 5-2 record in its last seven games played in the state of New York. One of those wins came in the Wildcats last trip to Stony Brook for the Spring 2021 season opener.

■ Villanova defeated LIU last week, 24-10, in its final regular season non-conference game. The victory extended two Wildcats streaks, as the game was Villanova's 19th consecutive win against an FCS non-conference foe since 2016 and the team's 12th consecutive victory at home dating back to the middle of the 2022 campaign.

■ Villanova has won 21 of its last 29 games against CAA Football opponents since the start of the 2020 season (21-8, .724).

■ Freshman running back **David Avit** was named this week's CAA Football Rookie of the Week after he rushed for 160 yards and a touchdown in last week's win over LIU. It was the most rushing yards by a Villanova true freshman since *Pat O'Brien* had 173 yards against Delaware on October 15, 1977.

■ Villanova reaches the midpoint of its 2024 schedule with this week's game against Stony Brook and arrives at a natural point for its bye week before returning to action on October 19.

VILLANOVA FOOTBALL GAME NOTES

QUICK FACTS

Villanova University	
Location	Villanova, Pa.
Founded	1842
Enrollment	6,584
President	Rev. Peter M. Donohue, O.S.A.
Interim Athletic Director	Lynn Tighe
Colors	Blue and White
Nickname	Wildcats

Athletics History

Team National Championships	21
Individual National Champions	120
Team Conference Championships	129

Villanova Football

Affiliation	FCS
Conference	CAA Football
First Year	1894
All-Time Record	663-503-41 (.566)
Bowl Games	5
FCS Playoff Appearances	15
Last Playoff Appearance	2023
National Championships	1

Head Coach

Head Coach	Mark Ferrante
Years at Villanova	35
Years as Head Coach	Sixth Season
Career Record	51-30 (.630)

Stadium

Stadium	Villanova Stadium
Capacity	12,000
Surface	Astroplay (artificial grass)
Press Box Phone	610-519-5290
All-Time Record	266-112-5 (.701)

Award Winners

Walter Payton Awards	3
Jerry Rice Awards	1
First Team All-Americans	31
Major Confence Awards	21
All-Conference Honorees	342
Academic All-Americans	14
CAA Football Scholar-Athletes of the Year	4
Academic All-Conference Honorees	837

2024 Team Information

Offensive Formation	Multiple
Defensive Formation	Multiple
Letterwinners Returning	65
Letterwinners Lost	27
Offensive Starters Returning/Lost	6/5
Defensive Starters Returning/Lost	5/6
Specialists Returning/Lost	0/5
2023 Overall Record	10-3
2023 Conference Record	7-1

VILLANOVA NOTEBOOK

SETTING THE STAGE

- Villanova begins a stretch of seven straight conference games with this week's matchup against Stony Brook. It is the first time since the opening game of the Spring 2021 season that the Wildcats will visit LaValle Stadium. Saturday's game will air live on FloFootball with **Jonny Wincott**, **Brandon London** and **Matt Levine** on the call. The radio broadcast on the Villanova Sports Radio Network with **Ryan Fannon** and **Kevin Reilly** can be heard easiest by accessing the iHeart radio mobile app.

VILLANOVA UPDATE

- Villanova is 4-1 on the season and is coming off a 24-10 win over LIU last week in its final regular season non-conference game. That victory was the 12th straight home win for the Wildcats and their 19th straight regular season win over a non-conference FCS foe. Villanova has played one CAA Football contest thus far on the season and tallied a 14-13 victory over Towson on September 14. The lone loss for the Wildcats was to FBS and Big Ten member Maryland.

SCOUTING STONY BROOK

- Stony Brook is receiving votes in both FCS national polls and will enter Saturday's game with an identical record to Villanova of 4-1 overall and 1-0 in conference play. In their most recent outing, the Seawolves posted a 22-3 victory over Morgan State. Stony Brook has won four in a row since a season-opening loss to Marshall and tallied a road win over Campbell, 24-17, on September 17 in its first CAA game of the year. Running back **Roland Dempster** is this week's FCS National Offensive Player of the Week after he rushed for 158 yards and three touchdowns in last week's win over Morgan State.

SERIES STUFF

- Villanova and Stony Brook had never faced each other prior to the first round of the 2012 FCS playoffs when the Seawolves were in their final year as a member of the Big South Conference. Stony Brook won that playoff contest at LaValle Stadium, 20-10, and then joined CAA Football one year later when the Wildcats avenged the playoff loss with a 35-6 win at Villanova Stadium. The series has remained a close one between the teams over the years and Villanova currently owns a 4-3 margin in head-to-head matchups. The Wildcats have won the past three meetings, including 48-13 at Villanova Stadium last year.

POLLING PLACES

- Villanova moved up one spot to No. 5 in this week's AFCA FCS Coaches Poll and stayed put at No. 6 in the Stats Perform FCS rankings. This is the 13th consecutive week dating back to last season, and including this year's preseason polls, that the Wildcats have been ranked. There are five CAA teams ranked in at least one of the polls this week, including Villanova along with **William & Mary** (No. 12 Stats, No. 10 AFCA); **Rhode Island** (20/25); **New Hampshire** (21/16); and **Richmond** (rv/22). **Stony Brook** and **Monmouth** are among the teams earning votes in both polls, while **UAlbany** is receiving votes in the AFCA poll.

FRIENDLY CONFINES

- Villanova's win over LIU last week was its 12th straight win in the friendly confines of Villanova Stadium. The home winning streak began midway through the 2022 season and the Wildcats have posted an average margin of victory of 15.5 points in this stretch.

VILLANOVA FOOTBALL GAME NOTES

VILLANOVA NOTEBOOK

FIVE AND DIME

- Villanova is the only current CAA Football member to have won at least a share of two league titles over the **last five seasons**. Over these last five years (2020-24) the Wildcats have the highest winning percentage among the current CAA membership with a 32-14 (.696) mark, including a 21-8 record in regular season league games.
- Expanding the snapshot to the **last 10 seasons** (2015-24), Villanova is still one of just three CAA Football members (Richmond and William & Mary are the others) to have won at least a share of two league championships. Over the last 10 seasons the Wildcats have the highest win total of any current league member and have posted an overall record of 66-39 (.629). Villanova has gone 42-27 in regular season CAA Football contests over the last 10 seasons.

CURRENT CAA FOOTBALL MEMBERSHIP

Last 5 Years: Winning Pct. (2020-24)

Villanova (32-14, .696)

Delaware (33-16, .673)

Richmond (30-16, .652)

William & Mary (28-15, .651)

Rhode Island (25-15, .625)

Last 10 Years: Winning Pct. (2015-24)

North Carolina A&T (64-34, .653)

Villanova (66-39, .629)

Richmond (65-43, .602)

Monmouth (59-42, .584)

Delaware (60-46, .566)

NON-CONFERENCE DOMINANCE

- Villanova closed out its regular season non-conference schedule with a perfect 3-0 record against FCS foes from outside of CAA Football. The wins include a 24-17 triumph over Youngstown State in the season opener as well as a 28-3 road win at Colgate and last week's 24-10 home win versus LIU. Villanova has now won 19 straight regular season non-conference matchups against FCS competition. The streak dates back to the start of the 2016 season and the Wildcats have an average margin of victory of 26.1 points.

TURNOVER MARGIN

- Villanova recovered two fumbles in a game last week against LIU for the first time since the 2022 season finale against Delaware. The first play came when fifth year linebacker **Timmy Furgeson** scooped up a muffed punt by LIU near the Wildcats sideline. Later in the contest senior linebacker **Shane Hartzell** recovered a Sharks fumble and returned it 18 yards to give the Villanova offense a short field. Both of the fumble recoveries led to Villanova touchdowns.
- Entering play at Stony Brook this week, the Wildcats rank second in CAA Football and are ninth in the country with a plus-six turnover margin for the year. Villanova has played turnover free football in four of its five games on the season, a particularly encouraging trend after the team committed at least one turnover in all 13 games it played last year.

BIG GAME FOR AVIT

- Freshman running back **David Avit** had a breakout game against LIU last week when he rushed 24 times for 160 yards and his first career touchdown. Avit had totaled 24 carries in the first four games combined before matching that total versus the Sharks. His 160 rushing yards are the most in a game by a Villanova true freshman since *Pat O'Brien* rushed for 173 yards against Delaware on October 15, 1977.

VILLANOVA UNIVERSITY

ABOUT THE SCHOOL

Since 1842, Villanova University's Augustinian Catholic intellectual tradition has been the cornerstone of an academic community in which students learn to think critically, act compassionately and succeed while serving others. There are more than 10,000 undergraduate, graduate and law students in the University's six colleges – the College of Liberal Arts and Sciences, the Villanova School of Business, the College of Engineering, the M. Louise Fitzpatrick College of Nursing, the College of Professional Studies and the Villanova University Charles Widger School of Law. Ranked among the nation's top universities, Villanova supports its students' intellectual growth and prepares them to become ethical leaders who create positive change everywhere life takes them.

VILLANOVA ATHLETICS

Villanova University has a long and storied athletics history defined by excellence both in competition and in the classroom. The Villanova Athletics Department is a community of student-athletes, coaches and staff whose primary focus is to achieve academic excellence, while striving to produce teams and individuals committed to athletic competition and outstanding performance. Villanova Athletics sponsors 24 varsity sports, which together include more than 500 student-athletes. In the classroom, these Villanova student-athletes have registered a grade-point average higher than a 3.0 for 42 consecutive semesters. Three Villanova student-athletes have been named Rhodes Scholars, with numerous others earning Academic All-America distinction. Villanova's athletics history includes 21 NCAA team national championships, as well as more than 100 conference championships. In addition, at least one Villanova has participated in every Summer Olympics since 1948. Villanova is a member of the BIG EAST Conference, CAA Football, Coastal Athletic Association (Rowing) and Metro Atlantic Athletic Conference (Water Polo).

ACADEMICS

The GPA for more than 500 student-athletes during the Spring 2024 semester was 3.489, making it 13 straight semesters that student-athletes have had a GPA of 3.3 or higher. Success in the classroom has been across-the-board for Villanova Athletics, with every one of the 24 varsity sports programs posting a team GPA over a 3.0 in each of the last five semesters.

The most recent NCAA data to be released was the Academic Progress Rate (APR) update in June 2024 in which Villanova Athletics had 13 teams achieve a perfect 1000 score. Only seven Division I schools nationwide and four outside of the Ivy League had as many as 13 teams with a perfect 1000 score. Villanova's overall multi-year score rose one point to 997. The football team's score of 982 led all CAA schools.

VILLANOVA FOOTBALL GAME NOTES

TALE OF THE TAPE

VU	CATEGORY	SB
22.0	Scoring Offense	22.6
16.2	Scoring Defense	19.2
97	First Downs	100
91	First Downs Allowed	99
190.4	Rushing Yards/Game	194.4
134.2	Rushing Defense/Game	168.2
147.4	Passing Yards/Game	189.0
1962	Passing Defense/Game	188.4
337.8	Total Offense/Game	383.4
330.4	Total Defense/Game	356.6
21.4	Kick Return Average	18.8
6.3	Punt Return Average	6.4
4-26-0	Interception Returns	4-37-0
31-260	Penalties-Yards	38-375
31:04	Time of Possession	33:49
40%	3rd Down Offense	42%
33%	3rd Down Defense	31%
33%	4th Down Offense	55%
63%	4th Down Defense	50%
85% (15-18)	Red Zone Offense	88% (15-17)
64% (9-14)	Red Zone Defense	77% (10-13)
2-2	Fumbles-Lost	6-2
+6	Turnover Margin	+4
57% (4-7)	Field Goals	75% (6-8)
100% (14-14)	PATs	79% (11-14)
6-37	Team Sacks	14-80
13-72	Sacks Allowed	9-64

VILLANOVA LEADERS

PASSING

Connor Watkins 687 (60-117-0, 5 TD)

RUSHING

Isaiah Ragland 55-330 (4 TD)

David Avit 48-275 (1 TD)

Connor Watkins 49-232 (3 TD)

RECEIVING

Devin Smith 18-213 (3 TD)

Jaylan Sanchez 12-173 (2 TD)

TACKLES

Brendan Bell 42 (23-19; 2.5 TFL)

Shane Hartzell 39 (18-21; 1.5 TFL)

Ethan Potter 27 (15-12; 1.0 TFL)

STONY BROOK LEADERS

PASSING

Malachi Marshall 814 (59-120-2, 1 TD)

RUSHING

Roland Dempster 109-585 (9 TD)

Johnny Martin 38-163 (1 TD)

RECEIVING

RJ Lamarre 15-202 (0 TD)

Cole Bunicki 8-167 (1 TD)

TACKLES

Anthony Ferrelli 36 (13-23; 2.5 TFL)

AJ Roberts 36 (13-23; 2.0 TFL)

Chayce Chalmers 28 (10-18; 3.5 TFL)

VILLANOVA NOTEBOOK

FIRST HALF DEFENSE

■ Villanova set the tone for its 24-10 win over LIU last week with a stifling defensive effort in the first half. Along the way to building a 17-0 halftime lead, the Wildcats allowed just one first down and 26 total yards in the first half. LIU rushed five times for just three total yards over the first 30 minutes of the game while going 4-of-10 passing for 23 yards. Villanova had its offense on the field for more than 22 minutes (22:11) in the first half, including an extended 13-play, 84-yard possession spanning 6:55 on the first drive of the game.

TWICE IS NICE

■ Redshirt freshman running back **Isaiah Ragland** scored two touchdowns in a game for the first time in his career against LIU last week. He found the end zone with a 12-yard run in the first quarter and a one-yard scamper just before halftime. Ragland wound up rushing 14 times for 47 yards and the two scores in the game. He showed great potential last season in a four-game glimpse as a true freshman and has developed into Villanova's leading rusher this year with 330 yards and four touchdowns through five games. He has rushed 55 times and averages 6.0 yards per carry.

TIME OF POSSESSION

■ Last week's game against LIU was the first time this season that Villanova dominated the time of possession against its opponent. Thanks to allowing just one first down in the first half, the Wildcats held the ball for more than 22 minutes in the first two quarters alone and went on to have a time of possession of 37:05 for the game. Villanova had lost the time of possession battle in each of its first two games of the year, but in their last three contests against Towson, Maryland and LIU the Wildcats have averaged 34:08 with the ball in their hands.

DEFENSIVE DOINGS

■ In addition to allowing just one first down and 26 total yards in the first half against LIU last week, the Wildcats had one of their best overall defensive games of the season for the game. Villanova limited the Sharks to going 1-of-9 on third down and gave up just 196 total yards. It is the first time since last season at North Carolina A&T that the Wildcats gave up fewer than 200 yards.

MADDOCKS AT THE READY

■ Villanova backup quarterback **Tanner Maddocks** has been ready when called on over the past two seasons. He made his mark in the game against Maryland two weeks ago when he was 4-of-4 for 50 yards passing and rushed for an eight-yard touchdown on the Wildcats final possession of the game. Maddocks 10-of-11 through the air for 94 yards in his career and has rushed six times for 23 yards and the one touchdown in the Maryland game. He is also the Wildcats backup punt returner and recorded his first career return in last week's game against LIU.

HERE'S THE KICKER

■ Fifth year kicker **Ethan Gettman** has done it all for Villanova this season. He has made all 14 of his PAT tries, has gone 4-of-7 on field goal attempts and is averaging 41.7 yards per punt on 22 attempts. Gettman also handles kickoffs and is averaging 60.6 yards per kick with five touchbacks. He has a long punt of 62 yards on the year and has landed seven punts inside the 20-yard line. He has eight career field goals of 40 yards or longer.

VILLANOVA FOOTBALL GAME NOTES

VILLANOVA NOTEBOOK

DEFENDING THEIR "HOME" TURF

- Five of the seven members of the Villanova roster who hail from the state of Maryland saw playing time in the September 21 game, with fifth year safeties **Ethan Potter (Chesapeake City)** and **Ty Trinh (Owings Mills)** leading the way. Potter recorded his first double digit tackle game in nearly two years with a game-high 10 total stops, while Trinh had two tackles for loss among his five stops to go along with the interception that set up the Wildcats first points. The other Maryland natives to see action in the game were freshman running back **David Avit (Potomac)** whose brother Ezequiel saw playing time for the Terrapins, long snapper **Timmy Furgeson** and freshman defensive back **Newton Essiem**.

HONORS AND AWARDS

- Redshirt freshman running back **Isaiah Ragland** was named the CAA Football Rookie of the Week for the second time this season and the third time in his career after he ran for a career-high 141 yards in the Towson win. Ragland carried the ball a career-high 17 times and averaged better than eight yards per carry for the second time in three games to open the 2024 campaign. His career-long 65-yard burst late in the third quarter set up the go-ahead Villanova touchdown two plays later.
- Ragland played in four games as a true freshman last season and retained his rookie eligibility for this season. He made an impact in those four contests however, including in a 21-0 win over Elon in which he rushed 15 times for 126 yards. That earned him his first career Rookie of the Week nod. The second came after this year's season opener against Youngstown State when Ragland had seven carries for 58 yards and his first career touchdown.

BLOCK THAT KICK!

- Prior to the September 14 game against Towson, it had been nearly six years since Villanova blocked an opposing team's field goal try. The feat happened twice in the second half alone in the win over the Tigers. In the third quarter, sophomore **JR Strauss** blocked a 31-yard field goal attempt which would have given Towson a 13-7 lead with 3:47 to play in the period. The second block came as time expired at the end of the game, as senior **Obinna Nwobodo** got his hands on a potential game-winning and walk-off 37-yard try. The last blocked field goal attempt by Villanova prior to last week came on October 6, 2018 when **Jafonta Johnson** blocked a 40-yard attempt in a 13-10 loss at Maine. Ironically, Johnson's block came with the score tied 10-10 in the fourth quarter but the Black Bears later kicked a 52-yard game-winner as time expired. That game stands as the last time that the Wildcats suffered a walk-off loss.

1,000 YARD MILESTONE

- In the win over Towson, sixth year quarterback **Connor Watkins** became the 43rd player in school history and the sixth quarterback to top 1,000 career rushing yards. Watkins' career totals are 231 carries for 1,067 yards and 22 touchdowns. The other VU quarterbacks with over 1,000 rushing yards are *Richie Richman (1,001 yards; 1960-62); CPat O'Brien (1,792 yards; 1977-80); Chris Whitney (2,160 yards; 2007-10); John Robertson (3,643 yards; 2011-15); and Zach Bednarczyk (1,225 yards; 2015-18).*

CAA FOOTBALL

Standings (Top 25)	CAA	Overall
Delaware	1-0	4-0
Villanova (6/5)	1-0	4-1
Stony Brook (rv/rv)	1-0	4-1
William & Mary (12/10)	1-0	4-1
New Hampshire (21/16)	1-0	3-1
Rhode Island (20/25)	1-0	3-1
Monmouth (rv/rv)	1-0	3-2
Richmond (rv/22)	1-0	3-2
Maine	1-1	3-2
Hampton	0-1	3-2
UAlbany (-/rv)	0-1	1-3
Bryant	0-1	1-3
Elon	0-1	1-4
Towson	0-1	1-3
North Carolina A&T	0-1	1-4
Campbell	0-2	2-3
TOTAL		41-33

WEEK 6 SCHEDULE

Friday, October 4

New Hampshire at Harvard7:00 PM

Saturday, October 5

Villanova at Stony Brook (*)3:30 PM

Bryant at Brown12:00 PM

UAlbany at Cornell1:00 PM

Delaware at Monmouth (*)1:00 PM

Rhode Island at Hampton (*)2:00 PM

North Carolina A&T at Richmond (*)2:00 PM

North Carolina Central at Campbell4:00 PM

William & Mary at Towson (*)6:00 PM

WEEK 5 RESULTS

Saturday, September 28

Villanova 24, LIU 10

Richmond 27, Elon 17 (*)

Maine 34, UAlbany 20 (*)

William & Mary 49, Hampton 7 (*)

Monmouth 63, Fordham 21

Campbell 44, Delaware State 41

Stony Brook 22, Morgan State 3

Delaware 49, Sacred Heart 0

South Carolina State 45, N.C. A&T 25

PLAYERS OF THE WEEK

September 30

Co-Offensive Players of the Week

Sone Ntoh, Gr., RB, Monmouth

Darius Wilson, Sr., QB, William & Mary

Defensive Player of the Week

CJ Fraser, R-Fr., CB, Richmond

Special Teams Player of the Week

Makhi Green, Jr., KR/PR, Monmouth

Rookie of the Week

David Avit, Fr., RB, Villanova

VILLANOVA FOOTBALL GAME NOTES

NATIONAL RANKINGS

STATS PERFORM FCS TOP 25		SEPT. 30	
Rk	Team (1st)	Rec.	Pts.
1	South Dakota State (38)	3-1	1,378
2	North Dakota State (10)	4-1	1,337
3	Montana State (8)	5-0	1,312
4	South Dakota	3-1	1,210
5	Central Arkansas	4-1	1,097
6	Villanova	4-1	1,065
7	North Dakota	4-1	1,024
8	Montana	4-1	980
9	UC Davis	4-1	961
10	Idaho	3-2	930
11	Mercer	5-0	836
12	William & Mary	4-1	833
13	Southeast Missouri State	4-1	730
14	Tarleton State	4-1	642
15	UIW	2-2	609
16	Abilene Christian	3-2	462
17	Sacramento State	2-3	453
18	Illinois State	3-2	314
19	Southern Illinois	2-3	293
20	Rhode Island	3-1	230
21	New Hampshire	3-1	208
22	McNeese	4-2	204
23	East Tennessee State	3-2	200
24	Lamar	3-2	160
25	Northern Arizona	3-2	132

Receiving Votes: **Richmond** 107, Northern Iowa 83, Chattanooga 62, **Stony Brook** 55, Florida A&M 53, **Monmouth** 41, Wofford 40, Lafayette 28, North Carolina Central 28, Weber State 22, Western Carolina 18, Nicholls 17, Duquesne 16, Southern Utah 10, Brown 3, Dartmouth 2, UT Martin 2

AFCA FCS COACHES POLL		SEPT. 30	
Rk	Team (1st)	Rec.	Pts.
1	South Dakota State (21)	3-1	620
2	North Dakota State (3)	4-1	598
3	Montana State (1)	5-0	575
4	South Dakota	3-1	546
5	Villanova	4-1	508
6	North Dakota	4-1	481
7	Central Arkansas	4-1	475
8	UC Davis	4-1	434
9	Montana	4-1	425
10	William & Mary	4-1	388
11	Mercer	5-0	356
12	Idaho	3-2	354
13	Southeast Missouri State	4-1	320
14	Tarleton State	4-1	315
15	UIW	2-2	229
16	New Hampshire	3-1	194
17	Abilene Christian	3-2	160
18	Northern Iowa	2-2	150
19	Illinois State	3-2	143
20	Sacramento State	2-3	139
21	Richmond	3-2	134
22	Florida A&M	2-2	109
23	Southern Illinois	2-3	102
24	McNeese	4-2	72
25	Rhode Island	3-1	50

Receiving Votes: **Stony Brook** 28, Southeast Missouri State 27, Lafayette 24, East Tennessee State 22, Northern Arizona 22, Chattanooga 21, **Monmouth** 18, Lamar 17, North Carolina Central 13, Duquesne 12, Butler 9, Dartmouth 5, Jackson State 4, Western Carolina 4, Brown 3, Drake 3, Murray State 3, Nicholls 3, Bucknell 2, Dayton 2, Weber State 2, Wofford 2, Alabama A&M 1, **UAlbany** 1

VILLANOVA NOTEBOOK

GETTING INTO THE END ZONE

- Junior wide receiver **Jaylan Sanchez** scored his first two touchdowns of the season in the Towson win, accounting for both of the Wildcats scores in a 14-13 victory. Sanchez hauled in a 28-yard pass at the 12:10 mark of the second quarter to tie the game at 7-7 and later caught a six-yard touchdown pass with 1:16 to play in the third quarter which accounted for the difference in the final score. Sanchez finished the day with four catches for 59 yards and the two scores. In 27 career games played, Sanchez has 48 receptions for 899 yards and eight touchdowns.

STANDOUT PERFORMERS ON DEFENSE

- Sophomore defensive lineman **Capri Martin** was named Villanova's defensive player of the game in the Towson win. His two tackles on the day included his first career solo sack while he also added a forced fumble and a quarterback hurry to his stat line. Martin sacked Tigers quarterback Sean Brown in the second quarter on a 3rd-and-4 play from the Towson 37-yard line and forced the Tigers to punt in what was then a 7-7 tie game. Martin played in 11 games as a true freshman last season and has emerged as a starter on the Wildcats defensive line this year.
- Martin wasn't the only member of the defensive line to stand out in the win, as redshirt freshman **Nigel McSween** had a career-high three tackles and — like Martin — registered his first career solo sack.

LOW-SCORING WIN

- Villanova's 14-13 win over Towson was the fewest points scored in a victory since the Wildcats posted a 13-3 win over Maine on October 31, 2015. Villanova has won just four of its last 23 games when it its held below 20 points.

TREND BUSTERS

- Villanova's win over Towson was an unusual one when you consider the following circumstances: the Tigers scored the first points of the game and the Wildcats trailed at the end of the first quarter; Villanova went into halftime without the lead (the game was tied 7-7); Towson finished the day with more yards of total offense; the Wildcats were held below 20 points and did not force a turnover while committing two of their own.

CAA FOOTBALL ALL-TIME LEAGUE RECORDS

Team	Record	Pct.	Titles (Shared-Outright)	Last Title
Villanova	173-114	.603	8 (7-1)	2023
Delaware	182-120	.603	10 (8-2)	2020
New Hampshire	260-210-10	.552	14 (5-9)	2022
William & Mary	132-113	.539	5 (4-1)	2022
Richmond	151-151	.500	9 (8-1)	2023
Maine	222-256-7	.465	13 (8-5)	2018
Elon	35-41	.461	0 (0-0)	—
Monmouth	7-10	.412	0 (0-0)	—
Stony Brook	35-50	.412	0 (0-0)	—
Towson	62-90	.408	2 (1-1)	2012
Campbell	4-6	.400	0 (0-0)	—
UAlbany	29-56	.341	1 (1-0)	2023
Rhode Island	157-324-7	.329	7 (5-2)	1985
Hampton	4-13	.235	0 (0-0)	—
Bryant	0-1	.000	0 (0-0)	—
North Carolina A&T	0-9	.000	0 (0-0)	—

Former members of the conference are not listed here.

VILLANOVA FOOTBALL GAME NOTES

VILLANOVA NOTEBOOK

CONFERENCE OPENER

- Villanova is 27-10 in league openers in its FCS era. The successful trend continued this year when the Wildcats tallied a 14-13 win over Towson. It marked the 10th time in the last 13 years that Villanova won its CAA Football opener. The team has posted a .500 or better record in 27 of its 36 seasons as a member of the Yankee Conference, Atlantic 10 and CAA Football.

BIG PLAY POTENTIAL

- Sixth year quarterback **Connor Watkins** has thrown seven career touchdown passes of 75 yards or longer. No previous quarterback in school history had more than four such passes. Watkins has made 29 career starts under center and has tallied 35 completions for 40 yards or longer. He has...
 - ◆ Seven career TD passes for 70+ yards (*no previous Villanova QB had more than four*)
 - ◆ 14 career completions for 40-49 yards
 - ◆ 6 career completions for 50-59 yards
 - ◆ 8 career completions for 60-69 yards
 - ◆ 5 career completions for 70-79 yards
 - ◆ 2 career completions for 80-89 yards

5,000 AND 300

- **Connor Watkins** reached a pair of career milestones in the win over Youngstown State. He became the ninth quarterback in school history to reach 5,000 career passing yards and he also became the quarterback in Villanova history with at least 300 career completions. Watkins' current career passing totals are 5,614 yards (354-637) with 42 touchdowns and 21 interceptions.

TRIPLE THREAT

- Not only did Villanova rush for a total of 246 yards in the season opener against Youngstown State, its top three rushers all averaged better than eight yards per carry. Quarterback **Connor Watkins** led the way with 107 yards on 10 carries (10.7 average), while running backs **Isaiah Ragland** and **David Avit** averaged 9.3 yards (seven carries, 65 yards) and 8.4 yards (five carries, 42 yards), respectively. The last time the Wildcats had three rushers average 8.0+ yards per carry was on October 25, 2014 against Morgan State.

VILLANOVA VERSUS FCS RANKED OPPONENTS

Villanova...	All-Time (since 1985)	Mark Ferrante Era	2024 Season
vs. Top 25	72-81 (.471)	14-11	1-0
vs. No. 1 Team	3-7 (.300)	0-2	0-0
vs. 1-5	18-14 (.563)	2-3	0-0
vs. 1-10	28-35 (.444)	3-7	0-0
vs. 11-15	14-16 (.467)	2-1	0-0
vs. 16-20	15-15 (.500)	5-1	0-0
vs. 21-25	15-15 (.500)	4-2	1-0
VU Ranked	58-51 (.532)	11-9	1-0
VU Unranked	14-30 (.318)	3-2	0-0
Home	46-30 (.605)	8-4	1-0
Away	26-51 (.338)	6-7	0-0
Conference	53-71 (.427)	9-9	0-0
Non-Conference	19-10 (.655)	5-2	1-0

CAREER ACCOLADES

TEMI AJIROTUTU	
■ CAA Third Team Offense	2023
DAVID AVIT	
■ CAA Rookie of the Week	2024 — 9.30
BRENDAN BELL	
■ CAA Second Team Defense	2023
■ CAA Defensive Player of the Week	2023 — 9.25
■ CAA Defensive Player of the Week	2023 — 11.6
SHANE HARTZELL	
■ CAA Honorable Mention	2023
■ CAA Rookie of the Week	2022 — 11.21
RICHIE KIMMEL	
■ CAA Defensive Player of the Week	2024 — 9.2
ISAIAH RAGLAND	
■ CAA Rookie of the Week	2023 — 10.16
■ CAA Rookie of the Week	2024 — 9.2
■ CAA Rookie of the Week	2024 — 9.16
TY TRINH	
■ CAA Second Team Defense	2023
CONNOR WATKINS	
■ CAA Third Team Offense	2023
■ CAA Offensive Player of the Week	2023 — 10.30
ISAS WAXTER	
■ CAA Football Second Team Defense	2023
HEAD COACH MARK FERRANTE	
■ Eddie Robinson Award Finalist	2023
■ AFCA FCS Region 1 Coach of the Year	2021
■ CAA Football Coach of the Year	2021
■ AFCA FCS Assistant Coach of the Year	2015

VILLANOVA RECORD BOOK

CAREER PASSING YARDS			
1. Chris Boden	10,166	(868-1412)	1996-99
2. Brett Gordon	9,639	(833-1246)	1999-02
3. Kirk Schulz	9,496	(793-1,331)	1985-89
4. John Robertson	7,290	(561-875)	2011-15
5. Zach Bednarczyk	6,525	(528-850)	2015-18
6. Daniel Smith	6,518	(476-843)	2019-21
7. Chris Whitney	6,241	(541-833)	2007-10
8. Tom Colombo	5,825	(489-827)	1989-92
9. Connor Watkins	5,525	(355-638)	2019—
CAREER TOTAL OFFENSE			
1. John Robertson	10,933		2011-15
2. Chris Boden	9,993		1996-99
3. Brett Gordon	9,317		1999-02
4. Kirk Schulz	9,086		1985-89
5. Chris Whitney	8,401		2007-10
6. Zach Bednarczyk	7,750		2015-18
7. Daniel Smith	7,386		2019-21
8. Connor Watkins	6,683		2019—

VILLANOVA FOOTBALL GAME NOTES

FCS PLAYOFF HISTORY

Overall Record: 14-14
Mark Ferrante: 2-3

1989 0-1

R1: at Georgia Southern L, 36-52

1991 0-1

R1: at Youngstown State L, 16-17

1992 0-1

R1: at Youngstown State L, 20-23

1996 0-1

R1: at East Tennessee State L, 29-35

1997 1-1

R1: vs. Colgate W, 49-28

QF: vs. Youngstown State L, 34-37

2002 2-1

R1: vs. Furman W, 45-38

QF: vs. Fordham W, 24-10

SF: at McNeese L, 28-39

2008 1-1

R1: vs. Colgate W, 55-28

QF: at James Madison L, 27-31

2009 4-0

R1: vs. Holy Cross W, 38-28

QF: vs. New Hampshire W, 46-7

SF: vs. William & Mary W, 14-13

NC: vs. Montana (*Chattanooga, Tenn.*) W, 23-21

2010 2-1

R2: at Stephen F. Austin W, 54-24

QF: at Appalachian State W, 42-24

SF: at Eastern Washington L, 31-41

2012 0-1

R1: at Stony Brook L, 10-20

2014 1-1

R2: vs. Liberty W, 29-22

QF: vs. Sam Houston State L, 31-34

2016 1-1

R1: vs. Saint Francis W, 31-21

QF: at South Dakota State L, 7-10

2019 0-1

R1: at Southeastern Louisiana L, 44-45

2021 1-1

R2: vs. Holy Cross W, 21-16

QF: vs. South Dakota State L, 21-35

2023 1-1

R2: vs. Youngstown State W, 45-28

QF: @ South Dakota State L, 12-23

VILLANOVA NOTEBOOK

FIRST TIME STARTERS

- Villanova had four starters on both sides of the ball who were making their first career starts in this year's season opener against Youngstown State.

PLAYERS WHO MADE THEIR FIRST CAREER START IN SEASON OPENER

RB	Isaiah Ragland	5th career game
WR	Kenyon Miles	10th career game
LG	Tommy Broderick	5th career game
RG	Chris McCullers	5th career game
DT	Obinna Nwobodo	17th career game
DE	Capri Martin	12th career game
LB	Richie Kimmel	27th career game
CB	Zahmir Dawud	4th career game

MAKING THEIR DEBUT

- In addition to the first time starters against Youngstown State, the Wildcats also had six players appear in their first collegiate game during the 24-17 victory.

VILLANOVA PLAYERS WHO MADE COLLEGIATE DEBUT IN SEASON OPENER

#16	Jack Ryder	Holder
#24	David Avit	Running Back
#38	Newton Essiem	Cornerback
#56	Christian Caballero	Linebacker
#80	Chris Colby	Wide Receiver
#85	Nolan Clayton	Tight End

EXPERIENCE WINS

- Villanova is an experienced group in 2024, with the 93 members of the roster having combined to play in **1,240** career games with **479** starts entering play against Stony Brook this week.

OVERTIME HISTORY (since 1985)

Year	Opponent	Result	Score
1988	at Boston University	Win	31-24
1989	Connecticut	Win 6OT	41-35
1994	Delaware	Loss	31-38
1995	James Madison	Loss	27-28
1998	Delaware	Win	34-31
1999	at Connecticut	Win	48-45
1999	Delaware	Win 3OT	51-45
2000	William & Mary	Loss	41-48
2001	James Madison	Win	45-44
2003	at Temple	Win 2OT	23-20
2007	Maine	Win	24-17
2007	at Massachusetts	Loss 4OT	24-32
2008	at Penn	Win	20-14
2010	at Delaware	Win	28-21
2014	at Syracuse	Loss 2OT	26-27
2017	at Albany	Loss	10-19
2019	at Towson	Win	52-45
2020	Rhode Island	Loss	37-40

VILLANOVA FOOTBALL GAME NOTES

VILLANOVA NOTEBOOK

LAST YEAR, RIGHT HERE

- This year's season opener was Youngstown State's second straight game at Villanova Stadium after the Wildcats and Penguins faced each other in a second round playoff game last season. Villanova won that game, 45-28, on December 2, 2023 and advanced to the quarterfinals by posting its first victory over Youngstown State since 1978. The Penguins had not played a regular season game at Villanova Stadium since 1999 prior to this year's lidlifter.

THAT HASN'T HAPPENED IN A WHILE

- The last time Villanova played its home opener against the same opponent as it hosted in the final home game of the previous season was in 1968 and 1969 against West Chester. The Wildcats tallied a 63-3 win over their local foes in the final home game of the 1968 campaign and defeated the Golden Rams, 41-14, in the 1969 home opener.

CAA FAVORITES

- Villanova is the defending CAA Football co-champion and earned last season's automatic bid to the FCS playoffs. In a preseason poll of league head coaches, the Wildcats are considered the favorite to finish atop the league standings once again in 2024. Villanova received nine first-place votes and a total of 217 points in the preseason poll to finish ahead of Richmond (one first-place vote, 189 points) and UAlbany (three first-place votes, 179 points).

CAA PRESEASON HONORS

- Starting quarterback **Connor Watkins** was named the CAA Football Preseason Offensive Player of the Year and was one of a league-high six Wildcats who were selected to the CAA Football Preseason All-Conference Team. The other preseason league honorees are offensive lineman **Temi Ajirofutu**, linebackers **Brendan Bell** and **Shane Hartzell**, cornerback **Isas Waxter** and safety **Ty Trinh**. Wide receiver Jaylan Sanchez was an honorable mention preseason pick.

PRESEASON NATIONAL HONORS

- Villanova quarterback **Connor Watkins** and cornerback **Isas Waxter** were named to the preseason watch lists for the Walter Payton Award and the Buck Buchanan Award which are presented to the top FCS offensive and defensive player each year. Waxter was also named to the Senior Bowl Watch List, while he and linebacker **Shane Hartzell** earned preseason All-America honors from both Stats Perform and Phil Steele.

ENTERING WITH EXPERIENCE

- Villanova began the 2024 season with a veteran roster that had combined for 971 career games played in college football prior to this year. The Wildcats returned a total of 11 starters from last year's team which went 10-3 overall and 7-1 against league competition along the way to claiming a share of the CAA Football championship and advancing to the quarterfinal round of the FCS playoffs.

REGULAR SEASON SUCCESS

- Villanova compiled a 9-2 regular season record last year for the second time in the past three seasons. Prior to 2021 the Wildcats had not had a two-loss regular season since posting a 10-2 mark in 2014. Last year marked the eighth season overall with no more than two regular season losses since Villanova joined a conference in 1988.

VILLANOVA FOOTBALL HISTORY

- Villanova is playing its 127th season of varsity football this year and its 40th season as an FCS program since reinstating football in 1985 after a four-year absence. During the program's history the Wildcats have an overall record of 663-503-41 (.566). Prior to the FCS era, Villanova played in college football bowl games in 1937, 1947, 1949, 1961 and 1962 and went 2-2-1 in those games. The wins came against Nevada (27-7) in the 1949 Harbor Bowl in San Diego, Calif. and against Wichita State (17-9) in the 1961 Sun Bowl in El Paso, Texas.

Since becoming an FCS program in 1985, the Wildcats have made 15 appearances in the FCS playoffs and have advanced to at least the semifinals on three occasions (2002, 2009 and 2010). Former head coach **Andy Talley** guided Villanova to its first national title with a 23-21 victory over Montana in 2009. The Wildcats have also won at least a share of eight league championships in the Yankee Conference (1988-1996), the Atlantic 10 Conference (1997-2006) and CAA Football (2007-present).

VILLANOVA FOOTBALL GAME NOTES

VILLANOVA'S RECORD...

	2024	Ferrante
Overall	4-1	51-30
CAA Football	1-0	31-22
Non-Conference	3-1	20-8
Home	3-0	27-12
Road	1-1	24-18
Neutral	0-0	0-0
Current Streak	W1	W1
Home Streak	W3	W12
Road Streak	L1	L1

Day Games	1-1	37-26
Night Games	3-0	14-4
March	0-0	1-1
April	0-0	1-1
August	1-0	2-0
September	3-1	21-10
October	0-0	11-9
November	0-0	13-7
December	0-0	2-2
Ranked Teams	1-0	14-12
Unranked Teams	3-1	37-18
Overtime	0-0	1-2

After 1st Quarter

Leading	3-0	42-7
Trailing	1-1	4-15
Tied	0-0	5-8

Halftime

Leading	3-0	45-5
Trailing	0-1	5-23
Tied	1-0	1-2

After 3rd Quarter

Leading	4-0	45-4
Trailing	0-1	5-23
Tied	0-0	1-3

Scoring

Scoring First	3-0	44-10
Opp. Scores First	1-1	7-20
Scoring 0-9	0-0	0-6
Scoring 10-19	1-0	4-13
Scoring 20-29	3-1	11-6
Scoring 30-39	0-0	19-3
Scoring 40+	0-0	17-2
Allowing 0-9	1-0	15-0
Allowing 10-19	3-0	21-4
Allowing 20-29	0-0	11-9
Allowing 30-39	0-1	3-10
Allowing 40+	0-0	1-7

Game Decided By

0-9 Points	2-0	15-12
10-19 Points	1-1	8-8
20+ Points	1-0	28-10

Statistics

Outgain opp.	3-0	44-6
Outgained by opp.	1-1	7-24
VU 100-yard rusher	3-0	25-4
VU 100-yard receiver	1-0	22-10
VU 300-yard passer	0-0	5-4
Opp. 100-yard rusher	1-0	4-14
Opp. 100-yard receiver	0-1	10-12
Opp. 300-yard passer	0-1	6-8

Turnovers

No turnovers	3-1	17-4
1-2 turnovers	1-0	29-19
3+ turnovers	0-0	5-7
No takeaways	1-0	5-9
1-2 takeaways	2-1	30-19
3+ takeaways	1-0	16-2
Win turnover margin	3-1	30-6
Lose turnover margin	1-0	8-15
Turnovers tied	0-0	13-6

STATISTICAL RANKINGS

Team Stats	CAA	FCS	Stat
------------	-----	-----	------

Offense

Rushing Offense	5	22	190.4
Red Zone Offense	7	49	83.3%
First Downs	9	32	97
3rd Down Pct.	9	46	39.7%
Scoring Offense	10	77	22.0
Total Offense	11	69	337.8
Passing Efficiency	12	84	116.73
4th Down Pct.	12	89	33.3%
Sacks Allowed/Game	13	95	2.60
Passing Offense	16	101	147.4

Defense

Red Zone Defense	2	8	64.3%
Scoring Defense	2	8	16.2
Def. Passing Efficiency	3	24	116.32
Total Defense	3	29	330.4
Rushing Defense	3	38	134.2
Opp. 3rd Down Pct.	5	25	33.3%
Passing Defense	6	44	196.2
First Downs Allowed	9	59	91
Opp. 4th Down Pct.	9	90	62.5%
Team Sacks/Game	15	100	1.2

Special Teams

PAT Percentage	T1	n/a	100.0%
Net Punting	4	48	38.13
Kickoff Ret. Def.	6	34	18.75
Kickoff Returns	6	45	21.43
Punt Return Defense	6	60	8.6
Punt Returns	12	80	6.33
Field Goal Pct.	14	n/a	57.1%

Miscellaneous

Turnover Margin	2	9	+6
Time of Possession	5	34	31:04
Penalty Yards/Game	6	52	52.0

Player Stats*	CAA	FCS	Stat
---------------	-----	-----	------

Timmy Furgeson

Fumble Recoveries	3	16	1
-------------------	---	----	---

Shane Hartzell

Fumble Recoveries	3	16	1
-------------------	---	----	---

Richie Kimmel

Fumble Recoveries	3	16	1
-------------------	---	----	---

Isas Waxter

Fumble Recoveries	3	16	1
-------------------	---	----	---

n/a Team stat not kept in FCS national stats

* Players who rank in the top three in the CAA

WILDCATS IN THE NFL

CURRENT NFL ROSTERS

Christian Benford, Bills

Qadir Ismail, Ravens (practice squad)

Jalen Jackson, Jaguars (practice squad)

Tanoh Kpassagnon, Saints

ALL-TIME NFL DRAFT PICKS

Year.....Name.....RdTeam

1936	Eddie Michaels	2	Bears
1938	John Mellus	7	Giants
1940	Andy Chisick	7	Cardinals
1943	George Smith	21	Cardinals
1943	Steve Pritko	28	Rams
1944	Val Jansante	10	Steelers
1944	Al Postus	20	Eagles
1947	Bob David	25	Rams
1949	Lou Ferry	3	Packers
1949	Ed Berrang	5	Redskins
1950	Ralph Pasquariello	1	Rams
1950	John Sandusky	2	Browns
1950	Steve Romanik	3	Bears
1950	Dan Brown	11	Redskins
1951	Pete D'Alonzo	4	Lions
1953	Gene Filipski	7	Browns
1956	Don McComb	21	Giants
1957	Joe Ryan	25	Bears
1962	Frank Budd	7	Eagles
1962	Sam Gruneisen		Chargers
1963	Larry Glueck	3	Bears
1963	Billy Joe		Broncos
1965	Mike Strofolino	4	Rams
1965	Al Atkinson		Bills
1969	Rich Moore	1	Packers
1969	John Sodaski	9	Steelers
1970	Billy Walik	11	Eagles
1972	Mike Siani	1	Raiders
1972	John Babinecz	2	Cowboys
1972	Ernie Messmer	13	Steelers
1973	Kevin Reilly	7	Dolphins
1974	Joe Miller	11	Redskins
1974	John Givens	14	Falcons
1975	John Zimba	5	Browns
1976	Gary Shugrue	11	Lions
1976	Steve Ebbecke	13	Eagles
1977	John Mastronardo	10	Eagles
1981	Howie Long	2	Raiders
1981	David Martin	9	Lions
2002	Brian Westbrook	3	Eagles
2008	Matt Sherry	6	Bengals
2011	Ben Ijalana	2	Colts
2017	Tanoh Kpassagnon	2	Chiefs
2017	Brad Seaton	2	Titans
2022	Christian Benford	6	Bills

VILLANOVA FOOTBALL GAME NOTES

COMPLETE STUDENT-ATHLETES

ACADEMIC HIGHLIGHTS

NCAA ACADEMIC DATA

■ Each year the NCAA recognizes programs that have a multi-year Academic Progress Rate (APR) score that ranks within the top 10 percent of their sport nationwide. Villanova has earned this award nine times in the 18-year history of the APR program.

■ In the most recent APR data released in June 2024 the football program's multi-year APR score of 982 was 25 points above the national average for FCS programs.

■ New data on the NCAA Graduation Success Rate (GSR) was released in December 2023 and Villanova led all CAA Football schools while matching a program record at 96 percent.

ACADEMIC ALL-AMERICANS

■ One of the highest honors that a student-athlete can achieve is to be named an Academic All-American, an award which encompasses both academic achievement as well as contributions on the field. Villanova has had 12 football student-athletes earn a total of 14 Academic All-America honors over the years.

CAA TEAM ACADEMIC EXCELLENCE

■ Villanova has been the winner of the CAA Football Team Academic Excellence Award four times in the last eight years. The award is presented at the end of each academic year to the conference school with the highest team GPA.

CAA SCHOLAR-ATHLETE OF THE YEAR

■ Villanova has had five student-athletes be named the CAA Football Scholar-Athlete of the Year. Nominees for the award must have attained senior standing academically and have a cumulative GPA of 3.0 or higher.

CAA ACADEMIC HONOR ROLL

■ Student-athletes with a semester GPA of 3.0 or higher are named to the CAA Commissioner's Academic Honor Roll. Villanova had 62 honorees for the Fall 2022 semester and 63 student-athletes achieve this distinction for the Spring 2023 term.

ACADEMIC ALL-AREA TEAMS

■ In conjunction with the *Philadelphia Inquirer*, the sports information directors at the colleges and universities in the Philadelphia area (PhillySIDA) name an Academic All-Area team and a football Performer of the Year each season. In the 17 years of the Academic All-Area program, which started with the 2005-06 academic year, the football team has had a total of 60 selections to the Academic All-Area Team. In addition, the Wildcats have had five Performers of the Year.

NCAA PUBLIC RECOGNITION AWARD

■	2004-05
■	2005-06
■	2006-07
■	2007-08
■	2008-09
■	2014-15
■	2015-16
■	2016-17
■	2017-18

ACADEMIC ALL-AMERICANS

■	David Graziano	1975, 1976
■	Ron Sency	1987
■	Rich Spugnardi	1987
■	Bob Brady	1988
■	Peter Lombardi	1988
■	Scott Rushton	1988
■	Kevin Martchek	1990
■	Tim Matas	1992
■	Gregg Ziegler	1994
■	Deon Jackson	1996
■	Raymond Ventrone	2003
■	Don Cherry	2014, 2015

CAA ACADEMIC EXCELLENCE AWARD

■	Villanova	2016-17
■	Villanova	2017-18
■	Villanova	2022-23
■	Villanova	2023-24

CAA SCHOLAR-ATHLETE OF THE YEAR

■	Matt Sherry	2007-08
■	Osayi Osunde	2009-10
■	Don Cherry	2014-15
■	Jake Prus	2015-16
■	Colin Gamroth	2021-22

ACADEMIC HONOR ROLL SELECTIONS*

■	1988-89	5
■	1989-90	9
■	1990-91	6
■	1992-93	4
■	1993-94	8
■	1994-95	14
■	1995-96	7
■	1996-97	6
■	1997-98	1
■	1998-99	7
■	1999-00	4
■	2000-01	5
■	2001-02	5
■	2002-03	13
■	2003-04	10
■	2004-05	9
■	2005-06	10
■	2006-07	9
■	2007-08	11
■	2008-09	7
■	2009-10	7
■	2010-11	8
■	2011-12	12
■	2012-13	11
■	2013-14	16
■	2014-15	20
■	2015-16	42
■	2016-17	42
■	2017-18	46
■	2018-19 (Fall)	41
■	2018-19 (Spring)	38
■	2019-20 (Fall)	45
■	2019-20 (Spring)	52
■	2020-21 (Fall)	43
■	2020-21 (Spring)	51
■	2021-22 (Fall)	55
■	2021-22 (Spring)	48
■	2022-23 (Fall)	62
■	2022-23 (Spring)	63
■	2023-24 (Fall)	59
■	2023-24 (Spring)	57

* Criteria for this award has periodically changed over the years.

ACADEMIC ALL-AREA PERFORMERS OF THE YEAR

■	Brian Hulea	2005-06
■	Matt Sherry	2007-08
■	Osayi Osunde	2009-10
■	Chris Whitney	2010-11
■	Forrest Rhyne	2021-22

ACADEMIC ALL-AREA SELECTIONS

■	Brian Hulea	2005-06
■	Adam James	2005-06
■	Frank Jankowski	2005-06

■	Allyn Bacchus	2006-07
---	---------------	---------

■	Idriz Bauta	2007-08
■	Osayi Osunde	2007-08
■	Matt Sherry	2007-08

■	Angelo Babbaro	2008-09
■	Idriz Bauta	2008-09
■	Osayi Osunde	2008-09
■	Chris Whitney	2008-09

■	Angelo Babbaro	2009-10
■	Osayi Osunde	2009-10
■	Chris Whitney	2009-10

■	Angelo Babbaro	2010-11
■	Chris Whitney	2010-11

■	Josh Bucci	2011-12
■	Craig James	2011-12
■	Nick Yako	2011-12

■	Josh Bucci	2012-13
■	Bill Vogel	2012-13

■	Don Cherry	2013-14
■	Kevin Gulyas	2013-14
■	Cameron McCurry	2013-14
■	Bill Vogel	2013-14

■	Don Cherry	2014-15
■	Kevin Gulyas	2014-15
■	Ross Hall	2014-15
■	Cameron McCurry	2014-15
■	Jake Prus	2014-15

■	Don Cherry	2015-16
■	Kevin Gulyas	2015-16
■	Tanoh Kpassagnon	2015-16
■	Jake Prus	2015-16

■	Ryan Bell	2016-17
■	Tanoh Kpassagnon	2016-17
■	Rob Rolle	2016-17

■	Matt Donoghue	2017-18
■	John Hinchin	2017-18
■	Ricky Young	2017-18

■	Keeling Hunter	2018-19
■	Drew Kresge	2018-19
■	Chucky Smith	2018-19
■	Jeff Steeb	2018-19

■	Colin Gamroth	2019-20
■	Paul Grattan	2019-20
■	Forrest Rhyne	2019-20
■	Chucky Smith	2019-20

■	Cole Bunce	2021-22
■	Justin Covington	2021-22
■	Malik Fisher	2021-22
■	Colin Gamroth	2021-22
■	Jaaron Hayek	2021-22
■	Forrest Rhyne	2021-22

■	Michael Corbi	2022-23
■	Jaaron Hayek	2022-23

■	Brendan Bell	2023-24
■	Michael Corbi	2023-24
■	Ty Trinh	2023-24
■	Connor Watkins	2023-24

VILLANOVA FOOTBALL GAME NOTES

VILLANOVA HEAD COACH MARK FERRANTE



Mark Ferrante enters his eighth season as the Thomas and Diane Treacy Endowed Football Head Coach in 2024 and is in his 38th year overall with the Wildcats including his time as head coach and 30 years prior as an assistant coach from 1987-2016. He has been a part of 264 victories and all 15 of the program's FCS playoff appearances during his Villanova tenure. Entering the 2024 season Ferrante has a career head coaching record of 47-29 (.618) which includes 30 regular season CAA Football wins, two league titles and three playoff appearances.

Under Ferrante's watch, the Wildcats have won a share of the CAA Football title and earned the league's automatic bid to the Division I Football Championship in two of the

last three seasons. He guided Villanova to its latest conference championship and postseason berth in 2023 when the team went 10-3 and reached the quarterfinal round of the playoffs. The season included three wins over nationally-ranked opponents and the Wildcats clinched their CAA title and automatic playoff bid with a dominant 35-7 win at No. 7 Delaware in the final game of the regular season. Despite being picked to finish seventh in the CAA and not appearing in the pre-season national rankings, Villanova emerged from the year as conference champions and finished the 2023 campaign ranked No. 6 in the final Stats Perform poll of the season.

There was plenty of recognition to go around for a Villanova team which excelled in every facet of the game a year ago. For the third time in the past five seasons the Wildcats had at least 10 players selected to the CAA Football All-Conference teams, led by offensive lineman Michael Corbi and wide receiver Rayjuan Pringle on the first team. Villanova had a dozen all-conference honorees overall, with players on the second team to go along with three third team choices and two honorable mention selections. Corbi went on to be named an All-American by Stats Perform and Phil Steele, while Pringle (Phil Steele) and cornerback Isas Waxter (FCS Football Central) also earned All-America recognition.

In his first seven seasons as head coach, Ferrante has seen the Wildcats win five CAA Football major awards and earn a total of 52 all-conference accolades. Three players under Ferrante's watch – Corbi, cornerback Christian Benford and linebacker Forrest Rhyne – have earned All-America honors from Stats Perform and/or the American Football Coaches Association. Benford and Rhyne were first team All-Americans in 2021. Ferrante is himself one of the CAA Football major award winners after earning his first Coach of the Year honor in 2021.

Villanova had a breakthrough 2021 season which included a conference title and a top-eight seed in the FCS playoffs. In addition to being named the CAA Football Coach of the Year, Ferrante was the 2021 winner of the AFCA FCS Region 1 Coach of the Year award. That honor made him a finalist for National Coach of the Year consideration and earned him recognition at the AFCA national convention following the season. Ferrante guided the Wildcats to a 10-3 record in 2021 and Villanova won a share of the CAA Football title while reaching the playoffs for the second time in his head coaching tenure (2019, 2021).

Ferrante's 2021 squad was the first Wildcats team in seven years to finish the season ranked in the top-10 of both FCS national polls. Villanova came in at No. 8 in the final Stats Perform and AFCS FCS Top 25 rankings while tallying their seventh season in program history with 10 or more victories. The team hosted two playoff games and achieved success by playing – and beating – some of the top FCS teams in the nation. Villanova's 10-3 record was punctuated by four victories over Top 25 opponents, including No. 3 James Madison, No. 18 Rhode Island, No. 21 Richmond and No. 24 Holy Cross. Ferrante led the Wildcats to a 7-1 record against a challenging CAA Football schedule to mark the fifth season since 1988 in which the team had no more than one loss in conference play.

Villanova's league championship teams in 2021 and 2023 featured several players who had an opportunity to continue their football careers beyond the collegiate ranks. Following the 2023 season, running back Jalen Jackson and offensive lineman Nick Torres signed free agent contracts with the Jacksonville Jaguars and the Kansas City Chiefs, respectively. Three other players – running back TD Ayo-Durojaiye (Chicago Bears/Kansas City Chiefs), linebacker Danny Abraham (Seattle Seahawks) and wide receiver Jaaron Hayek (Kansas City Chiefs) – were invited to attend NFL rookie mini camps.

FERRANTE YEAR BY YEAR

AS HEAD COACH			
Year	School	Record	Conference
2017	Villanova	5-6	3-5
2018	Villanova	5-6	2-6
2019	Villanova	9-4	5-3
2020	Villanova	2-2	2-2
2021	Villanova	10-3	7-1
2022	Villanova	6-5	4-4
2023	Villanova	10-3	7-1
2024	Villanova	4-1	1-0
Total	8 Seasons	51-30	31-22

AS ASSISTANT COACH

Year	School	Record	Postseason
1983	St. Lawrence	5-3-1	
1984	Wagner	6-4	
1985	Lafayette	6-5	
1986	Lafayette	6-5	
1987	Villanova	6-4	
1988	Villanova	5-5-1	
1989	Villanova	8-4	FCS First Round
1990	Villanova	6-5	
1991	Villanova	10-2	FCS First Round
1992	Villanova	9-3	FCS First Round
1993	Villanova	3-8	
1994	Villanova	5-6	
1995	Villanova	3-8	
1996	Villanova	8-4	FCS First Round
1997	Villanova	12-1	FCS Quarterfinals
1998	Villanova	6-5	
1999	Villanova	7-4	
2000	Villanova	5-6	
2001	Villanova	8-3	
2002	Villanova	11-4	FCS Semifinals
2003	Villanova	7-4	
2004	Villanova	6-5	
2005	Villanova	4-7	
2006	Villanova	6-5	
2007	Villanova	7-4	
2008	Villanova	10-3	FCS Quarterfinals
2009	Villanova	14-1	FCS Champions
2010	Villanova	9-5	FCS Semifinals
2011	Villanova	2-9	
2012	Villanova	8-4	FCS First Round
2013	Villanova	6-5	
2014	Villanova	11-3	FCS Quarterfinals
2015	Villanova	6-5	
2016	Villanova	9-4	FCS First Round

FERRANTE RECORD BY OPPONENT

Opponent	Record	Last Meeting
Army West Point	0-1	2022 (L, 10-49)
Bucknell	3-0	2021 (W, 55-3)
Colgate	3-0	2024 (W, 28-3)
Delaware	6-1	2023 (W, 35-7)
Elon	2-1	2023 (W, 21-0)
Hampton	1-0	2022 (W, 24-10)
Holy Cross	1-0	2021 (W, 21-16)
James Madison	1-3	2021 (W, 28-27)
Lafayette	1-0	2017 (W, 59-0)
Lehigh	6-0	2023 (W, 38-10)
LIU	3-0	2024 (W, 24-10)
Maine	4-1	2022 (W, 45-20)
Maryland	0-1	2024 (L, 20-38)
Monmouth	0-1	2022 (L, 42-49)
New Hampshire	1-2	2023 (W, 45-33)
North Carolina A&T	1-0	2023 (W, 37-14)
Penn State	0-1	2021 (L, 17-38)
Rhode Island	2-2	2023 (W, 35-9)
Richmond	3-2	2022 (L, 10-20)
South Dakota State	0-2	2023 (L, 12-23)
Southeastern Louisiana	0-1	2019 (L, 44-45)
Stony Brook	3-2	2023 (W, 48-13)
Temple	1-1	2018 (W, 19-17)
Towson	4-2	2024 (W, 14-13)
UAlbany	2-2	2023 (L, 10-31)
UCF	0-1	2023 (L, 14-48)
William & Mary	1-3	2022 (L, 12-45)
Youngstown State	2-0	2024 (W, 24-17)

VILLANOVA FOOTBALL GAME NOTES

MARK FERRANTE / VILLANOVA COACHING STAFF

Ferrante coached 11 players on the 2021 team who had professional opportunities, led by Christian Benford who was a sixth round draft pick of the Buffalo Bills and has since gone on to have a successful NFL career in Buffalo. In addition, 2021 CAA Football Defensive Player of the Year and first team All-American Forrest Rhyne signed a free agent contract and played in the NFL with the Indianapolis Colts. Cornerback Denzel Williams signed a free agent contract with the Baltimore Ravens.

One of the theme's of Ferrante's head coaching tenure has been his ability to keep his teams largely intact throughout the COVID pandemic and the changing landscape of college sports. Villanova began the 2021 season with 75 out of 85 players returning from the previous Spring, while the members of the 2023 team had combined to play in more than 1,000 college football games even before the season started. Experience wins, and Nova Nation has taken notice. Villanova's average attendance for five regular season home games in 2021 was its highest mark since 2013 and represented a 23 percent increase from 2019 prior to the pandemic. The increased attendance included the Wildcats first home sellout crowd since 2015 during the 2021 Family Weekend game against Richmond.

Ferrante has continually stressed the importance of his student-athletes coming to Villanova for a complete collegiate experience which includes excellence in their academic pursuits. In his first seven years as head coach, the Wildcats have been the winner of the CAA Football Team Academic Excellence Award three times. The award is presented to the team with the highest GPA in the conference each academic year and Villanova has been a repeat winner of the honor for both the 2022-23 and 2023-24 academic years.

The football program has set and tied its highest overall NCAA Graduation Success Rate (GSR) with a mark of 96 percent in each of the past two years. The most recent NCAA GSR data was released in December 2023 and the Wildcats had the highest score among CAA Football teams in both the NCAA metric and the federal rate calculation (93 percent). Additionally, new NCAA Academic Progress Rate (APR) data was released in June 2024 and Villanova's multi-year score of 982 was tied for second among CAA schools.

While winning the CAA Football title in 2023, the Wildcats had 59 student-athletes selected to the CAA Football Commissioner's Academic Honor Roll during the Fall semester and another 56 honorees for the Spring 2024 grading period.

Three student-athletes during the academic year were recognized as High Honors with Distinction for having a perfect 4.0 semester GPA: Nathan Fondacaro achieved this distinction in the Fall, while Tim Brown and Jake Picard did the same in the Spring. Villanova has had more than 650 selections to the CAA Football Commissioner's Academic Honor Roll during Ferrante's head coaching tenure and has had more than 550 selections to the Athletic Director's Honor Roll which is announced each semester for student-athletes who post a GPA of 3.2 or higher during the grading period.

In addition to Benford being an NFL Draft pick and the aforementioned NFL free agent contracts signed by Jackson, Torres, Rhyne and Williams, six players signed free agent contracts earlier in Ferrante's head coaching tenure. The list includes offensive tackle Brandon Hitner (LA Rams); safety Rob Rolle (Miami Dolphins); offensive lineman Ethan Greenidge (New Orleans Saints); defensive back Trey Johnson (Pittsburgh Steelers); defensive back Malik Reaves (Kansas City Chiefs); and linebacker Ed Shockley (Dallas Cowboys).

Ferrante leads one of the nation's elite FCS programs after playing an instrumental role in the Wildcats rise to national prominence. He has been a part of the coaching staff for all 15 of Villanova's appearances in the FCS playoffs, including the 2009 national championship season and a 2010 semifinal appearance while serving as the Assistant Head Coach on Andy Talley's staff. Ferrante has been a part of Villanova teams that have won eight CAA titles, three Lambert Meadows Cups and three ECAC Team of the Year awards.

Ferrante's success during his years as an assistant coach were recognized by others outside the Villanova program. At the end of the 2015 season he was named the FCS Assistant Coach of the Year by the American Football Coaches Association (AFCA). This award was first presented in 1997 and was created to honor assistant coaches who excel in community service, commitment to student-athletes and on-field coaching success.


Ferrante was a standout collegiate performer in his own right prior to joining the football coaching ranks. He was the quarterback for Andy Talley at St. Lawrence where he was named the 1982 Division III Player of the Year to go along with first team All-East honors. Ferrante directed the offense for a St. Lawrence team that went 10-1 during the 1982 season and reached the national semifinals in the playoffs.



Mark Ferrante
Head Coach



Chris Boden
Offensive Coordinator
Quarterbacks



Ross Penny Packer
Defensive Coordinator
Defensive Line



Sean Devine
Offensive Run Game Coord.
Offensive Line



David Riede
Recruiting Coordinator
Linebackers



Nate Pagan
Wide Receivers




Matt Colangelo
Special Teams Coord.
Safeties




Josh Fletcher
Running Backs



Dustin Johnson
Cornerbacks



Lachlan Kline
Offensive Assistant
Tight Ends



Ricky Venuto
Defensive Assistant



TJ Landis
Coord. of Video Ops. &
Administrative Services



Tyler Waite
Athletic Trainer



Mike Tucker
Strength & Conditioning

VILLANOVA FOOTBALL GAME NOTES

NUMERICAL ROSTER

No.	Name	Pos.	Cl.	Ht.	Wt.	Hometown	No.	Name	Pos.	Cl.	Ht.	Wt.	Hometown
0	Isas Waxter	DB	Gr.	6-2	215	Newark, N.J.	41	Garrett Rogan	DB	Jr.	6-3	200	Mercer Island, Wash.
1	Jon Wyatt	DB	So.	6-2	200	Somerset, N.J.	42	Timmy Furgeson	LB	Gr.	6-2	225	Gaithersburg, Md.
2	Eli Smith	RB	Jr.	6-0	215	Houston, Texas	43	Nino Betances	DB	Jr.	5-10	190	Brooklyn, N.Y.
3	Tanner Maddocks	QB	So.	6-1	210	Reading, Pa.	44	Richie Kimmel	LB	Sr.	6-1	235	Holmes, Pa.
3	Josh Oluremi	DB	So.	6-3	205	Avenel, N.J.	45	Ethan Gettman	PK	Gr.	6-4	205	Daytona Beach, Fla.
4	Jalen Goodman	DB	Gr.	6-0	205	Narberth, Pa.	48	Ralee Stephens	WR	Fr.	5-9	165	Asbury, N.J.
4	Connor Watkins	QB	Gr.	6-3	225	Williamsport, Pa.	50	AJ Koukou	DL	Fr.	6-1	275	Havertown, Pa.
5	Jaylan Sanchez	WR	Jr.	6-0	200	North Bergen, N.J.	51	Dale Law	LB	Jr.	6-1	225	West Chester, Pa.
6	Nate Hill	WR	So.	6-3	210	Dallas, Texas	52	Chandon Pierre	DL	Gr.	6-2	285	Reno, Nev.
7	Tyrell Mims	DB	Gr.	5-10	195	Philadelphia, Pa.	54	Thomas Colello	LS	Fr.	5-11	190	North Caldwell, N.J.
8	Michael Benincasa	QB	So.	6-1	215	Ardmore, Pa.	55	Mike Kennedy	DL	So.	6-1	290	Greenville, S.C.
8	Kaleb Moody	DB	Gr.	5-10	205	North Andover, Mass.	56	Christian Caballero	LB	R-Fr.	6-2	225	Niceville, Fla.
8	James Mott	QB	Gr.	6-0	195	Laguna Beach, Calif.	61	Dan McManus	OL	Jr.	6-4	285	Havertown, Pa.
9	Antonio Johnson	TE	Jr.	6-4	250	Fort Lauderdale, Fla.	62	RJ Reyes	OL	R-Fr.	6-5	295	Weston, Fla.
9	Ty Trinh	DB	Gr.	6-0	205	Owings Mills, Md.	63	Quin Whalen	OL	Jr.	6-4	290	Chalfont, Pa.
10	JR Strauss	LB	So.	6-3	225	Reading, Pa.	65	Ian Erickson	OL	Jr.	6-6	315	Atlanta, Ga.
11	Jordan Nelson	LB	Sr.	6-2	230	Palmerton, Pa.	66	Tyler Langin	DL	So.	6-3	270	Houston, Texas
12	Colin Kennedy	LB	Jr.	6-2	225	Fair Haven, N.J.	67	Kyle Fay	OL	R-Fr.	6-6	300	Cranford, N.J.
13	Ethan Carr	WR	Jr.	6-2	205	Harrison City, Pa.	69	Jake Picard	OL	Sr.	6-4	310	Hope, R.I.
14	Dylan Mills	QB	Fr.	6-2	210	Dana Point, Calif.	70	Dhamir Wesley	OL	Fr.	6-5	280	Millersville, Pa.
14	Robert Russo	QB	So.	6-3	225	Millsboro, Del.	73	Gilbert Deglau	OL	Gr.	6-5	295	Richmond, Va.
15	Kenyon Miles	WR	So.	6-2	195	Huntington Station, N.Y.	74	Temi Ajirotutu	OL	Gr.	6-5	320	Queens, N.Y.
16	Lucas Kopecky	WR	Gr.	6-3	200	Rocky Hill, N.J.	75	Stephane Voltaire	OL	Jr.	6-5	320	Randolph, Mass.
16	Jack Ryder	QB	Jr.	6-2	205	Media, Pa.	76	Chris McCullers	OL	R-Fr.	6-3	315	Round Hill, Va.
17	Irene Ngabonziza	WR	Jr.	5-9	190	Fort Worth, Texas	78	Tommy Broderick	OL	R-Fr.	6-5	305	Alpharetta, Ga.
18	Julian Glantz	RB	Jr.	6-1	220	Scarsdale, N.Y.	79	Ryan Cregan	OL	Fr.	6-6	290	Morristown, N.J.
19	Chris Dobrydney	WR	Jr.	5-10	185	Fairfax, Va.	80	Chris Colby	WR	Fr.	6-3	210	Rowley, Mass.
20	Isaiah Ragland	RB	R-Fr.	5-9	215	Alexandria, Va.	81	Brandon Binkowski	WR	Fr.	6-3	205	Haymarket, Va.
21	Jayvont Williams	DB	R-Fr.	6-1	200	Fort Worth, Texas	82	Ryan Kennedy	WR	So.	5-11	195	Cleveland Heights, Ohio
22	Devin Smith	WR	Gr.	5-10	185	Durham, N.C.	83	Luke Daly	WR	Jr.	6-1	195	Rye, N.Y.
23	Jamie Tyson	DB	Fr.	6-2	185	Somers Point, N.J.	84	Daniel Lopes	WR	Jr.	6-2	200	Cheshire, Conn.
24	David Avit	RB	Fr.	6-0	220	Potomac, Md.	85	Nolan Clayton	TE	R-Fr.	6-5	245	King of Prussia, Pa.
25	Christian Sapp	DB	Jr.	6-0	195	East Stroudsburg, Pa.	86	Sean Brodnik	TE	Fr.	6-3	220	Ardmore, Pa.
26	Isaiah Wright	RB	Jr.	5-8	205	Douglassville, Pa.	87	Ryan Sorge	WR	So.	6-3	210	Warrington, Pa.
27	Anthony Hawkins	DB	Fr.	6-3	190	Arnold, Md.	88	Carmen Ostroski	TE	Gr.	6-4	230	Blue Bell, Pa.
28	Brendan Bell	LB	Gr.	6-2	230	Basking Ridge, N.J.	89	James Welde	TE	Sr.	6-4	250	Havertown, Pa.
30	Ja'briel Mace	RB	R-Fr.	5-9	180	Somers Point, N.J.	90	Sebastian Smith	PK	Jr.	5-10	195	Bellingham, Wash.
31	Shane Hartzell	LB	Jr.	6-0	230	Perkasie, Pa.	91	Ayden Howard	DL	Sr.	6-2	295	McKinney, Texas
32	Omari Bursey	LB	Fr.	6-0	220	Broomfield, Colo.	92	Nigel McSween	DL	R-Fr.	6-4	255	Newark, N.J.
33	Turner Inge	LB	So.	6-1	220	Williamstown, N.J.	93	Capri Martin	DL	So.	6-2	260	Harlem, N.Y.
34	Ethan Potter	DB	Gr.	5-11	205	Chesapeake City, Md.	94	Ivan Murray	DL	R-Fr.	6-3	290	Paulsboro, N.J.
35	Langston White	LB	Fr.	6-2	210	Bristow, Va.	96	Ugo Nwotite	DL	Fr.	6-5	215	Linwood, N.J.
36	Damill Bostic	CB	Fr.	6-0	175	Hyattsville, Md.	97	Daniel Mueller	P	So.	5-10	190	Ephrata, Pa.
37	Zahmir Dawud	DB	R-Fr.	6-0	185	North Brunswick, N.J.	97	Chuck Smith	DL	Gr.	6-3	280	Suwanee, Ga.
38	Newton Essiem	DB	Fr.	5-11	175	Frederick, Md.	98	Obinna Nwobodo	DL	Sr.	6-3	295	Wilmington, Del.
39	Luke Myers	PK	Fr.	5-10	165	Breinigsville, Pa.	99	Ratu Delano Navoti	DL	Fr.	6-3	265	Brooklyn, N.Y.
40	Jason Hall	LB	R-Fr.	6-2	225	Fall River, Mass.							

PRONUNCIATION GUIDE

0	Isas Waxter	ice-iss (goes by ice)	52	Chandon Pierre	CHAN-don
5	Jaylan Sanchez	jalen	69	Jake Picard	pa-card
9	Ty Trinh	trinn	73	Gilbert Deglau	del-lau (rhymes with wow)
12	Tanner Maddocks	mad-ocks	74	Temi Ajirotutu	tem-ee ah-joro-too-too
16	Lucas Kopecky	ko-peck-ee	75	Stephane Voltaire	ste-fon vole-tare
17	Irene Ngabonziza	i-ruh-nay gob-on-zee-zuh	79	Ryan Cregan	cree-ginn
19	Chris Dobrydney	da-brid-nee	83	Luke Daly	daily
24	David Avit	Av-it	87	Ryan Sorge	sorj (rhymes with George)
30	Ja'briel Mace	ja-breel	89	James Welde	well-D
32	Omari Bursey	bur-see	93	Capri Martin	ka-pree
37	Zahmir Dawud	da-wood	96	Ugo Nwotite	ooh-go wo-tee-tay
48	Ralee Stephens	rally	98	Obinna Nwobodo	o-binn-uh wa-BO-doe
50	AJ Koukou	koo-koo	99	Ratu Delano Navoti	rah-too de-lon-oh na-va-tee

VILLANOVA FOOTBALL GAME NOTES

OFFENSIVE DEPTH CHART

Pos.	No.	Name	Cl.	Ht.	Wt.	Hometown	Pronunciation
QB	4	Connor Watkins	6th	6-3	225	Williamsport, Pa.	
	3	Tanner Maddocks	So.	6-1	210	Reading, Pa.	mad-ocks
RB	20	Isaiah Ragland	R-Fr.	5-9	215	Alexandria, Va.	
	24	David Avit	Fr.	6-0	220	Potomac, Md.	Av-it
WR	22	Devin Smith	5th	5-10	185	Durham, N.C.	
	84	Daniel Lopes	Jr.	6-2	200	Cheshire, Conn.	
WR	15	Kenyon Miles	So.	6-2	195	Huntington Station, N.Y.	
	83	Luke Daly	Jr.	6-1	195	Rye, N.Y.	daily
WR	5	Jaylan Sanchez	Jr.	6-0	200	North Bergen, N.J.	jalen
	80	Chris Colby	Fr.	6-3	210	Rowley, Mass.	
TE	85	Nolan Clayton	R-Fr.	6-5	245	King of Prussia, Pa.	
	89	James Welde	Sr.	6-4	250	Havertown, Pa.	
RT	67	Kyle Fay	R-Fr.	6-6	300	Cranford, N.J.	
	79	Ryan Cregan	Fr.	6-6	290	Morristown, N.J.	cree-ginn
LT	75	Stephane Voltaire	Jr.	6-5	320	Marion, Mass.	ste-fon vole-tare
	79	Ryan Cregan	Fr.	6-6	290	Morristown, N.J.	cree-ginn
C	69	Jake Picard	Sr.	6-4	310	Hope, R.I.	pa-card
	73	Gilbert Deglau	5th	6-5	295	Richmond, Va.	deg-lau (rhymes with wow)
RG	76	Chris McCullers	R-Fr.	6-3	315	Round Hill, Va.	
	73	Gilbert Deglau	5th	6-5	295	Richmond, Va.	deg-lau (rhymes with wow)
LG	78	Tommy Broderick	R-Fr.	6-5	305	Alpharetta, Ga.	
	(or) 74	Temi Ajirotutu	5th	6-5	320	Queens, N.Y.	tem-ee / aj-joro-too-too

DEFENSIVE DEPTH CHART

Pos.	No.	Name	Elig.	Ht.	Wt.	Hometown	Pronunciation
DE	91	Ayden Howard	Sr.	6-2	295	McKinney, Texas	
	97	Chuck Smith	5th	6-3	280	Suwanee, Ga.	
DT	98	Obinna Nwobodo	Sr.	6-3	295	Wilmington, Del.	o-binn-uh / wa-BO-doe
	52	Chandon Pierre	6th	6-2	285	Reno, Nev.	CHAN-don
DE	93	Capri Martin	So.	6-2	260	Harlem, N.Y.	ka-pree
	92	Nigel McSween	R-Fr.	6-4	255	Newark, N.J.	
LB	31	Shane Hartzell	Jr.	6-0	230	Perkasie, Pa.	
	33	Turner Inge	So.	6-1	220	Williamstown, N.J.	
LB	44	Richie Kimmel	Sr.	6-1	235	Holmes, Pa.	
	10	JR Strauss	So.	6-3	225	Reading, Pa.	
LB	28	Brendan Bell	5th	6-2	230	Basking Ridge, N.J.	
	11	Jordan Nelson	Sr.	6-2	230	Palmerton, Pa.	
CB	7	Tyrell Mims	5th	5-10	195	Philadelphia, Pa.	
	37	Zahmir Dawud	R-Fr.	6-0	185	North Brunswick, N.J.	da-woood
CB	0	Isas Waxter	5th	6-2	215	Newark, N.J.	ice-iss (goes by ice)
	38	Newton Essiem	Fr.	5-11	175	Frederick, Md.	
FS	4	Jalen Goodman	6th	6-0	205	Narberth, Pa.	
	8	Kaleb Moody	5th	5-10	205	North Andover, Mass.	
WS	34	Ethan Potter	5th	5-11	205	Chesapeake City, Md.	
	41	Garrett Rogan	Jr.	6-3	200	Mercer Island, Wash.	
SS	9	Ty Trinh	5th	6-0	205	Owings Mills, Md.	trinn
	21	Jayvont Williams	R-Fr.	6-1	200	Fort Worth, Texas	

SPECIAL TEAMS DEPTH CHART

PK	45	Ethan Gettman	5th	6-4	205	Daytona Beach, Fla.	
	39	Luke Myers	Fr.	5-10	165	Breinigsville, Pa.	
KO	45	Ethan Gettman	5th	6-4	205	Daytona Beach, Fla.	
	45	Ethan Gettman	5th	6-4	205	Daytona Beach, Fla.	
P	97	Daniel Mueller	So.	5-10	190	Ephrata, Pa.	
	16	Jack Ryder	Jr.	6-2	205	Media, Pa.	
LS	42	Timmy Furgeson	Gr.	6-2	225	Gaithersburg, Md.	
	54	Thomas Colello	Fr.	5-11	190	North Caldwell, N.J.	
KR	22	Devin Smith	5th	5-10	185	Durham, N.C.	
	34	Ethan Potter	5th	5-11	205	Chesapeake City, Md.	
PR	22	Devin Smith	5th	5-10	185	Durham, N.C.	
	3	Tanner Maddocks	So.	6-1	210	Reading, Pa.	mad-ocks

CAREER PARTICIPATION

#	Name	GP-GS
0	Isas Waxter, DB	38-21
1	Jon Wyatt, DB	13-1
2	Eli Smith, RB	9-0
3	Tanner Maddocks, QB	7-0
3	Josh Oluremi, DB	11-0
4	Connor Watkins, QB	40-29
4	Jalen Goodman, DB	46-41
5	Jaylan Sanchez, WR	28-21
6	Nate Hill, WR	7-0
7	Tyrell Mims, DB	43-14
8	James Mott, QB	3-0
8	Michael Benincasa, QB	2-0
8	Kaleb Moody, DB	27-10
9	Ty Trinh, DB	44-36
9	Antonio Johnson, TE	20-9
10	JR Strauss, LB	19-0
11	Jordan Nelson, LB	28-0
12	Colin Kennedy, LB	7-0
13	Ethan Carr, WR	2-0
14	Robert Russo, QB	0-0
14	Dylan Mills, QB	0-0
15	Kenyon Miles, WR	14-5
16	Jack Ryder, QB	5-0
16	Lucas Kopecky, WR	2-0
17	Irene Ngabonziza, WR	1-0
18	Julian Glantz, RB	15-0
19	Chris Dobrydney, WR	7-0
20	Isaiah Ragland, RB	9-5
21	Jayvont Williams, DB	6-0
22	Devin Smith, WR	38-30
23	Jamie Tyson, DB	0-0
24	David Avit, RB	5-0
25	Christian Sapp	25-5
26	Isaiah Wright, RB	9-0
27	Anthony Hawkins, DB	0-0
28	Brendan Bell, LB	42-26
30	Ja'briel Mace, RB	8-0
31	Shane Hartzell, LB	32-28
32	Omari Bursey, LB	2-0
33	Turner Inge, LB	18-1
34	Ethan Potter, DB	44-21
35	Langston White, LB	0-0
36	Damill Bostic, CB	1-0
37	Zahmir Dawud, DB	8-2
38	Newton Essiem, DB	5-0
39	Luke Myers, PK	0-0
40	Jason Hall, LB	9-0
41	Garrett Rogan, DB	5-0
42	Timmy Furgeson, LB	38-4
43	Nino Betances, DB	0-0
44	Richie Kimmel, LB	31-5
45	Ethan Gettman, PK	39-0
48	Ralee Stephens, WR	0-0
50	AJ Koukou, DL	0-0
51	Dale Law, LB	2-0
52	Chandon Pierre, DL	35-5
54	Thomas Colello, LS	0-0
55	Mike Kennedy, DL	10-0
56	Christian Caballero, LB	5-0
61	Dan McManus, OL	5-0
62	RJ Reyes, OL	0-0
63	Quin Whalen, OL	9-0
65	Ian Erickson, OL	15-0
66	Tyler Langin, DL	2-0
67	Kyle Fay, OL	9-4
69	Jake Picard, OL	31-25
70	Dhamir Wesley, OL	0-0
73	Gilbert Deglau, OL	31-22
74	Temi Ajirotutu, OL	36-30
75	Stephane Voltaire, OL	29-21
76	Chris McCullers, OL	9-5
78	Tommy Broderick, OL	6-2
79	Ryan regan, OL	3-1
80	Chris Colby, WR	3-0
81	Brandon Binkowski, WR	0-0
82	Ryan Kennedy, WR	0-0
83	Luke Daly, WR	18-0
84	Daniel Lopes, WR	24-4
85	Nolan Clayton, TE	5-4
86	Sean Brodnik, TE	0-0
87	Ryan Sorge, WR	0-0
88	Carmen Ostroski, TE	1-0
89	James Welde, TE	19-0
90	Sebastian Smith, K	0-0
91	Ayden Howard, DL	31-1
92	Nigel McSween, DL	6-0
93	Capri Martin, DL	16-5
94	Ivan Murray, DL	4-0
96	Ugo Nwotite, DL	1-0
97	Chuck Smith, DL	38-31
97	Daniel Mueller, P	1-0
98	Obinna Nwobodo, DL	21-5
99	Ratu Delano Navoti, DL	0-0

VILLANOVA FOOTBALL GAME NOTES

STONY BROOK OFFENSE

Pos.	No.	Name	Cl.	Ht.	Wt.
QB	2	Malachi Marshall	Fr.	6-2	170
	(or) 12	Tyler Knoop	Gr.	6-0	188
	(or) 7	Casey Case	Gr.	6-6	220
RB	4	Roland Dempster	R-Sr.	6-0	225
	28	Brandon Boria	So.	5-8	190
	(or) 3	Jayden Cook	R-Sr.	6-0	220
LT	68	Charles Allen	R-Fr.	6-5	350
	71	James Glamis	R-So.	6-7	310
LG	73	Niko Papic	Gr.	6-4	300
	75	Matt Grossman	R-So.	6-5	310
C	66	Colin Tunc	R-Sr.	6-1	290
	61	Hunter Barlow	R-Sr.	6-3	315
RG	65	Kollin Melendez	R-Jr.	6-5	310
	63	Kevin Garcia	Fr.	6-3	325
RT	70	Damion Powell	Gr.	6-4	285
	51	Ludvig Burell	R-Sr.	6-3	295
TE	22	Cal Redman	Gr.	6-5	255
	86	Cole Bunicci	R-Sr.	6-3	235
WR	5	Jasiah Williams	R-Sr.	5-11	185
	81	RJ Lamarre	Gr.	6-1	185
Slot	6	Chance Knox	Gr.	5-10	180
	24	Kevonne Wilder	R-Jr.	5-9	160
WR	80	Jayce Freeman	R-So.	6-4	215
	84	Dez Williams	R-Jr.	6-2	215

STONY BROOK SPECIALISTS

Pos.	No.	Name	Cl.	Ht.	Wt.
K	52	Spencer Biscoe	Sr.	6-3	205
	53	Edna Kirby	R-Jr.	6-2	220
P	99	Clayton Taylor	Jr.	6-1	205
	54	Jackson Dorr	R-So.	6-0	195
LS	60	Trey Wallman	R-So.	6-2	220
	50	Conner Taphouse	R-Fr.	6-2	210
Holder	54	Jackson Dorr	R-So.	6-0	195
	99	Clayton Taylor	Jr.	6-1	205
KR	6	Chance Knox	Gr.	5-10	180
	5	Jasiah Williams	R-Sr.	5-11	185
PR	6	Chance Knox	Gr.	5-10	180
	5	Jasiah Williams	R-Sr.	5-11	185

STONY BROOK DEFENSE

Pos.	No.	Name	Cl.	Ht.	Wt.
DE	9	Rushawn Lawrence	R-Sr.	6-2	270
	13	Dyshier Clary	R-Sr.	6-2	270
N	10	Taylor Bolesta	R-Sr.	6-0	270
	41	Nick Capazzola	R-Sr.	6-2	260
DE	14	Rodney Faulk	R-Jr.	6-3	250
	95	Anthony Williams	R-Jr.	6-4	250
WILL	4	Kris Caine	R-Sr.	6-3	205
	8	Chayce Chalmers	Gr.	6-1	220
MIKE	2	Aj Roberts	R-Sr.	6-0	230
	17	Drew Gutierri	R-Sr.	6-2	205
BUCK	42	Anthony Ferrelli	R-So.	6-0	220
	39	Anthony Denicola	R-Jr.	6-0	220
SAM	11	Clarens Legagneur	R-Sr.	6-1	190
	12	Tyson Mccloud	Gr.	6-1	190
FS	5	Shamon Duncan-Niusulu	R-Sr.	6-1	200
	26	Jayson Allen	Fr.	6-1	185
SS	21	Jordan Jackson	R-Sr.	5-10	190
	18	Jalen Hoyle	R-Jr.	6-0	185
CB	7	Rudy Silvera	R-Sr.	6-1	200
	27	Miles McGoy	R-Fr.	6-4	170
CB	1	DJ Jones	Gr.	5-11	190
	16	Cam Johnson	R-So.	6-0	155

STONY BROOK COACHING STAFF

Billy Cosh	Sean Hammonds
Head Coach	Defensive Line Coach
Anthony Davis II	Defensive Recruiting Coordinator
Offensive Coordinator	Marcus Hall-Oliver
Wide Receivers Coach	Safeties Coach
Scott Lewis	Defensive Pass Game Coordinator
Defensive Coordinator	Zuril Hendrick
Inside Linebackers Coach	Cornerbacks Coach
Kevin Elliott	Josh Heinrich
Special Teams Coordinator	Director of Football Operations
Outside Linebackers Coach	Billy Barber
Adam Lovan	Special Teams Assistant
Quarterbacks Coach	Nick Merriam
Offensive Recruiting Coordinator	Video Coordinator
Chris Bache	Dermot McDonough
Offensive Line Coach	Defensive Graduate Assistant
DJ Gillins	Sam Howson
Running Backs Coach	Offensive Assistant
Steve Martino	Bryan Valenti
Tight Ends Coach	Offensive Assistant

VILLANOVA FOOTBALL GAME NOTES

2024 OPPONENTS AT A GLANCE (27-30 OVERALL, 5-4 CAA FOOTBALL)

YOUNGSTOWN ST. (1-4, 0-0 MVFC)

Date	Opponent	Result
8.29	@ Villanova	L, 17-24
9.7	Valparaiso	W, 59-25
9.14	Duquesne	L, 25-28
9.21	@ Pittsburgh	L, 17-73
9.28	@ Missouri State (*)	L, 31-38
10.5	Indiana State (*)	
10.12	@ South Dakota St. (*)	
10.19	South Dakota (*)	
10.26	North Dakota (*)	
11.2	@ Illinois State (*)	
11.9	@ Southern Illinois (*)	
11.16	Northern Iowa (*)	

COLGATE (1-4, 0-0 Patriot)

Date	Opponent	Result
8.30	@ Maine	L, 14-17
9.7	vs. Villanova	L, 3-28
9.14	@ Akron	L, 20-31
9.21	Cornell	W, 41-24
9.28	@ Penn	L, 17-27
10.5	Holy Cross (*)	
10.19	Georgetown (*)	
10.26	@ Merrimack	
11.2	@ Fordham (*)	
11.9	Lafayette (*)	
11.16	@ Lehigh (*)	
11.23	@ Bucknell (*)	

TOWSON (1-3, 0-1 CAA)

Date	Opponent	Result
8.31	@ Cincinnati	L, 20-38
9.7	Morgan State	W, 14-9
9.14	@ Villanova (*)	L, 13-14
9.21	@ North Dakota State	L, 24-41
10.5	William & Mary (*)	
10.12	@ Norfolk State	
10.19	Stony Brook (*)	
10.26	@ Monmouth (*)	
11.2	@ Richmond (*)	
10.9	Hampton (*)	
11.16	N.C. A&T (*)	
11.23	@ Campbell (*)	

MARYLAND (3-2, 0-2 BIG TEN)

Date	Opponent	Result
8.31	Connecticut	W, 50-7
9.7	Michigan State (*)	L, 24-27
9.14	@ Virginia	W, 27-13
9.21	Villanova	W, 38-20
9.28	@ Indiana (*)	L, 28-42
10.11	Northwestern (*)	
10.19	USC (*)	
10.26	@ Minnesota (*)	
11.9	@ Oregon (*)	
11.16	Rutgers (*)	
11.23	Iowa (*)	
11.30	@ Penn State (*)	

LIU (0-5, 0-0 NORTHEAST)

Date	Opponent	Result
8.31	@ UAlbany	L, 21-27
9.7	@ TCU	L, 0-45
9.14	Lehigh	L, 17-20
9.21	Rhode Island	L, 21-28
9.28	@ Villanova	L, 10-24
10.5	@ Duquesne (*)	
10.12	Stonehill (*)	
10.19	@ Robert Morris (*)	
10.26	@ Central Conn. St. (*)	
11.9	@ Sacred Heart	
11.16	Saint Francis (*)	
11.23	@ Wagner (*)	

STONY BROOK (4-1, 1-0 CAA)

Date	Opponent	Result
8.31	@ Marshall	L, 3-45
9.7	Stonehill	W, 37-10
9.14	@ Fordham	W, 27-21
9.21	@ Campbell (*)	W, 24-17
9.28	Morgan State	W, 22-3
10.5	Villanova (*)	
10.19	@ Towson (*)	
10.26	William & Mary (*)	
11.2	@ Bryant (*)	
11.9	UAlbany (*)	
11.16	@ New Hampshire (*)	
11.23	Monmouth (*)	

MAINE (3-2, 1-1 CAA)

Date	Opponent	Result
8.30	Colgate	W, 17-14
9.7	@ Montana State	L, 24-41
9.14	Monmouth (*)	L, 22-51
9.21	@ Merrimack	W, 26-15
9.28	@ UAlbany (*)	W, 34-20
10.12	@ Delaware (*)	
10.19	Villanova (*)	
10.26	@ Rhode Island (*)	
11.2	@ Oklahoma	
11.9	Bryant (*)	
11.16	@ Elon (*)	
11.23	New Hampshire (*)	

NEW HAMPSHIRE (3-1, 1-0 CAA)

Date	Opponent	Result
8.29	@ UCF	L, 3-57
9.7	@ Holy Cross	W, 21-20
9.14	Stonehill	W, 45-6
9.21	Bryant (*)	W, 38-17
10.4	@ Harvard	
10.12	@ Elon (*)	
10.19	Rhode Island (*)	
10.26	@ Villanova (*)	
11.2	@ UAlbany (*)	
11.9	Monmouth (*)	
11.16	Stony Brook (*)	
11.23	@ Maine (*)	

HAMPTON (3-2, 0-1 CAA)

Date	Opponent	Result
8.31	Morgan State	L, 28-30
9.7	Virginia Union	W, 33-21
9.14	@ Norfolk State	W, 37-7
9.21	Howard	W, 27-20
9.28	@ William & Mary (*)	L, 7-49
10.5	Rhode Island (*)	
10.19	@ N.C. A&T (*)	
10.26	Elon (*)	
11.2	Villanova (*)	
11.9	@ Towson (*)	
11.16	Richmond (*)	
11.23	@ UAlbany (*)	

NORTH CAROLINA A&T (1-4, 0-1 CAA)

Date	Opponent	Result
8.29	@ Wake Forest	L, 13-45
9.7	Winston-Salem State	W, 27-20
9.14	Delaware (*)	L, 13-42
9.21	@ North Carolina Central	L, 24-66
9.28	@ South Carolina State	L, 25-45
10.5	@ Richmond (*)	
10.19	Hampton (*)	
10.26	@ Campbell (*)	
11.2	William & Mary (*)	
11.9	@ Villanova (*)	
11.16	@ Towson (*)	
11.23	Elon (*)	

MONMOUTH (3-2, 1-0 CAA)

Date	Opponent	Result
8.29	@ Eastern Washington	L, 27-42
9.7	Lafayette	L, 35-40
9.14	@ Maine (*)	W, 51-22
9.21	@ FIU	W, 45-42
9.28	Fordham	W, 63-21
10.5	Delaware (*)	
10.19	Bryant (*)	
10.26	Towson (*)	
11.2	@ Rhode Island (*)	
11.9	@ New Hampshire (*)	
11.16	Villanova (*)	
11.23	@ Stony Brook (*)	

DELAWARE (4-0, 1-0 CAA)

Date	Opponent	Result
8.29	Bryant	W, 48-17
9.14	@ N.C. A&T (*)	W, 42-13
9.21	Penn	W, 29-22
9.28	Sacred Heart	W, 49-0
10.5	@ Monmouth (*)	
10.12	Maine (*)	
10.19	@ Richmond (*)	
10.26	UAlbany (*)	
11.9	Rhode Island (*)	
11.16	Campbell (*)	
11.23	@ Villanova (*)	

VILLANOVA FOOTBALL GAME NOTES

VILLANOVA QUARTERBACKS

#4 CONNOR WATKINS

PASSING STATS

OPPONENT	COMP-ATT-INT	YDS	TD	LONG
Youngstown State	6-17-0	90	0	35
at Colgate	18-28-0	247	2	71
Towson	14-25-0	116	2	28
at Maryland	12-29-0	106	1	24
LIU	10-18-0	128	0	45
at Stony Brook				
at Maine				
New Hampshire				
at Hampton				
North Carolina A&T				
at Monmouth				
Delaware				
SEASON	60-117-0	687	5	71
CAREER	355-638-21	5525	42	83

RUSHING STATS

OPPONENT	ATT-YDS-TD	LONG
Youngstown State	10-107-2	45
at Colgate	6-18-1	13
Towson	13-65-0	12
at Maryland	12-12-0	10
LIU	8-30-0	17
at Stony Brook		
at Maine		
New Hampshire		
at Hampton		
North Carolina A&T		
at Monmouth		
Delaware		
SEASON	49-232-3	45
CAREER	232-1058-22	75

#12 TANNER MADDOCKS

PASSING STATS

OPPONENT	COMP-ATT-INT	YDS	TD	LONG
Youngstown State	DNP			
at Colgate	DNP			
Towson	DNP			
at Maryland	4-4-0	50	0	24
LIU	0-1	0	0	0
at Stony Brook				
at Maine				
New Hampshire				
at Hampton				
North Carolina A&T				
at Monmouth				
Delaware				
SEASON	4-5-0	50	0	24
CAREER	10-11-0	94	0	40

RUSHING STATS

OPPONENT	ATT-YDS-TD	LONG
Youngstown State	DNP	
at Colgate	DNP	
Towson	DNP	
at Maryland	1-8-1	8
LIU		
at Stony Brook		
at Maine		
New Hampshire		
at Hampton		
North Carolina A&T		
at Monmouth		
Delaware		
SEASON	1-8-1	8
CAREER	6-23-1	12

#8 JAMES MOTT

PASSING STATS

OPPONENT	COMP-ATT-INT	YDS	TD	LONG
Youngstown State	DNP			
at Colgate	DNP			
Towson	DNP			
at Maryland	DNP			
LIU				
at Stony Brook				
at Maine				
New Hampshire				
at Hampton				
North Carolina A&T				
at Monmouth				
Delaware				
SEASON	2-3-0	9	0	6
VILLANOVA	3-4-0	14	0	6
CAREER				

RUSHING STATS

OPPONENT	ATT-YDS-TD	LONG
Youngstown State	DNP	
at Colgate	DNP	
Towson	DNP	
at Maryland		
LIU		
at Stony Brook		
at Maine		
New Hampshire		
at Hampton		
North Carolina A&T		
at Monmouth		
Delaware		
SEASON		
VILLANOVA		
CAREER		

SEASON AND CAREER HIGHS

	SEASON HIGHS		CAREER HIGHS	
CONNOR WATKINS				
Passing Attempts	29	Maryland	31	2x
Completions	18	Colgate	18	2x
Passing Yards	247	Colgate	361	2023, Stony B.
Touchdowns	2	2x	4	2x
Interceptions			4	2022, LIU
Long Pass	71	Colgate	83	2022, Maine
Total Offense	265	Colgate	395	2023, Stony B.
Rushing Attempts	13	Colgate	13	2x (2023)
Rushing Yards	107	YSU	130	2022, Hamp.
Rushing Touchdowns	2	YSU	3	2023, URI
Long Rush	45	YSU	75	2022, Hamp.
TANNER MADDOCKS				
Passing Attempts	4	Maryland	4	2x
Completions	4	Maryland	4	2x
Passing Yards	50	Maryland	50	2024, Maryland
Touchdowns				
Interceptions				
Long Pass	24	Maryland	40	2023, Stony B.
Total Offense	58	Maryland	58	2024, Maryland
Rushing Attempts	1	Maryland	2	2023, URI
Rushing Yards	8	Maryland	12	2023, Stony B.
Rushing Touchdowns	1	Maryland	1	2024, Maryland
Long Rush	8	Maryland	12	2023, Stony B.
JAMES MOTT				
Passing Attempts			3	2023, Lehigh
Completions			2	2023, Lehigh
Passing Yards			9	2023, Lehigh
Touchdowns				
Interceptions				
Long Pass			6	2023, Lehigh
Total Offense			9	2023, Lehigh
Rushing Attempts				
Rushing Yards				
Rushing Touchdowns				
Long Rush				

VILLANOVA FOOTBALL GAME NOTES

VILLANOVA RUNNING BACKS

#20 ISAAH RAGLAND

OPPONENT	RUSHING ATT-YDS-TD	LG	RECEIVING REC-YDS-TD	LG
Youngstown State	7-65-1	31	1-5-0	5
at Colgate	12-58-1	23	2-10-0	11
Towson	17-141-0	65	1-0-0	0
at Maryland	5-19-0	11	2-30-0	24
LIU	14-47-2	12		
at Stony Brook				
at Maine				
New Hampshire				
at Hampton				
North Carolina A&T				
at Monmouth				
Delaware				
SEASON	55-330-4	65	6-45-0	24
CAREER	79-491-4	65	6-45-0	24

#24 DAVID AVIT

OPPONENT	RUSHING ATT-YDS-TD	LG	RECEIVING REC-YDS-TD	LG
Youngstown State	5-42-0	20		
at Colgate	5-31-0	13		
Towson	7-29-0	11		
at Maryland	7-13-0	5		
LIU	24-160-1	14		
at Stony Brook				
at Maine				
New Hampshire				
at Hampton				
North Carolina A&T				
at Monmouth				
Delaware				
SEASON	48-275-1	20		
CAREER	48-275-1	20		

#26 ISAAH WRIGHT

OPPONENT	RUSHING ATT-YDS-TD	LG	RECEIVING REC-YDS-TD	LG
Youngstown State	3-13-0	11		
at Colgate	6-29-0	8		
Towson	4-(-4)-0	4		
at Maryland	1-2-0	2		
LIU				
at Stony Brook				
at Maine				
New Hampshire				
at Hampton				
North Carolina A&T				
at Monmouth				
Delaware				
SEASON	14-40-0	11		
CAREER	23-56-1	11		

#30 JA'BRIEL MACE

OPPONENT	RUSHING ATT-YDS-TD	LG	RECEIVING REC-YDS-TD	LG
Youngstown State	1-6-0	6	1-35-0	35
at Colgate	1-0-0	0	2-16-0	10
Towson			1-6-0	6
at Maryland	2-24-0	23		
LIU				
at Stony Brook				
at Maine				
New Hampshire				
at Hampton				
North Carolina A&T				
at Monmouth				
Delaware				
SEASON	4-30-0	6	4-57-0	35
CAREER	23-133-0	28	5-58-0	35

SEASON AND CAREER HIGHS

	<u>SEASON HIGHS</u>		<u>CAREER HIGHS</u>	
ISIAAH RAGLAND				
Rushing Attempts	17	Towson	17	2024, Towson
Rushing Yards	141	Towson	141	2024, Towson
Rushing Touchdowns	2	LIU	2	2024, LIU
Long Rush	65	Towson	65	2024, Towson
100+ Rushing Yards	1		2	
Receptions	2	2x	2	2x (2024)
Receiving Yards	30	Maryland	30	2024, Maryland
Long Reception	24	Maryland	24	2024, Maryland
All-Purpose Yards	141	Towson	141	2024, Towson
DAVID AVIT				
Rushing Attempts	24	LIU	24	2024, LIU
Rushing Yards	160	LIU	160	2024, LIU
Rushing Touchdowns	1	LIU	1	2024, LIU
Long Rush	20	YSU	20	2024, YSU
100+ Rushing Yards	1		1	
All-Purpose Yards	160	LIU	160	2024, LIU
ISIAAH WRIGHT				
Rushing Attempts	6	Colgate	6	2024, Colgate
Rushing Yards	29	Colgate	29	2024, Colgate
Rushing Touchdowns			1	2023, Stony B.
Long Rush	11	YSU	11	2024, YSU
All-Purpose Yards	33	LIU	33	2024, LIU
JA'BRIEL MACE				
Rushing Attempts	4	LIU	13	2023, Towson
Rushing Yards	27	LIU	76	2023, Towson
Long Rush	23	Maryland	28	2023, Towson
Receptions	2	Colgate	2	2024, Colgate
Receiving Yards	35	YSU	35	2024, YSU
Long Reception	35	YSU	35	2024, YSU
All-Purpose Yards	52	LIU	77	2023, Towson
ELI SMITH				
Rushing Attempts	1	Maryland	7	2x (2022)
Rushing Yards	4	Maryland	48	2022, W&M
Long Rush	4	Maryland	18	2022, W&M
Receptions			1	2022, W&M
Receiving Yards			2	2022, W&M
Long Reception			2	2022, W&M
All-Purpose Yards	4	Maryland	50	2022, W&M

VILLANOVA FOOTBALL GAME NOTES

VILLANOVA WIDE RECEIVERS/TIGHT ENDS

#5 JAYLAN SANCHEZ	#15 KENYON MILES			SEASON AND CAREER HIGHS						
RECEIVING STATS	RECEIVING STATS			SEASON HIGHS			CAREER HIGHS			
OPPONENT	REC-YDS-TD	LG	OPPONENT	REC-YDS-TD	LG	JAYLAN SANCHEZ				
Youngstown State	1-10-0	10	Youngstown State	2-17-0	10	Receptions	4	Towson	6	2023, NCAT
at Colgate	1-25-0	25	at Colgate	1-6-0	6	Receiving Yards	59	Towson	158	2023, NCAT
Towson	4-59-2	28	Towson	2-19-0	14	Receiving Touchdowns	2	Towson	2	2x
at Maryland	3-9-0	3	at Maryland	2-6-0	3	Long Reception	28	Towson	68	2023, Colgate
LIU	2-55-0	45	LIU			100+ Receiving Yards			3	
at Stony Brook			at Stony Brook			All-Purpose Yards	59	Towson	157	2023, NCAT
at Maine			at Maine			100+ All-Purpose Yards			3	
New Hampshire			New Hampshire			KENYON MILES				
at Hampton			at Hampton			Receptions	2	3x	2	3x (2024)
North Carolina A&T			North Carolina A&T			Receiving Yards	19	Colgate	20	2023, UAlbany
at Monmouth			at Monmouth			Long Reception	14	Colgate	20	2023, UAlbany
Delaware			Delaware			All-Purpose Yards	19	Colgate	20	2023, UAlbany
SEASON	9-158-2	45	SEASON	7-48-0	19					
CAREER	49-939-6	68	CAREER	8-68-0	20					
#22 DEVIN SMITH	#84 DANIEL LOPES									
RECEIVING STATS	RECEIVING STATS									
OPPONENT	REC-YDS-TD	LG	OPPONENT	REC-YDS-TD	LG	DEVIN SMITH				
Youngstown State			Youngstown State	1-23-0	23	Receptions	6	Colgate	6	3x
at Colgate	6-116-2	71	at Colgate	3-36-0	23	Receiving Yards	116	Colgate	202	2023, Rich.
Towson	3-6-0	5	Towson	1-13-0	13	Recieving Touchdowns	2	Colgate	2	4x
at Maryland	5-62-1	17	at Maryland	1-10-0	10	Long Reception	71	Colgate	91	2023, Rich.
LIU	4-29-0	18	LIU			100+ Receiving Yards	1		3	
at Stony Brook			at Stony Brook			All-Purpose Yards	149	Maryland	220	2023, Rich.
at Maine			at Maine			100+ All-Purpose Yards	2		5	
New Hampshire			New Hampshire			DANIEL LOPES				
at Hampton			at Hampton			Receptions	3	Colgate	3	2024, Colgate
North Carolina A&T			North Carolina A&T			Receiving Yards	36	Colgate	39	2022, W&M
at Monmouth			at Monmouth			Recieving Touchdowns			1	2x (2022)
Delaware			Delaware			Long Reception	23	2x	39	2022, W&M
SEASON	18-213-3	71	SEASON	6-82-0	23	All-Purpose Yards	23	2x	42	2022, W&M
VILLANOVA	18-213-3	71	CAREER	16-187-1	39					
CAREER	119-1731-18	91								
#83 LUKE DALY	#80 CHRIS COLBY									
RECEIVING STATS	RECEIVING STATS									
OPPONENT	REC-YDS-TD	LG	OPPONENT	REC-YDS-TD	LG	LUKE DALY				
Youngstown State			Youngstown State			Receptions	2	2x	2	2x (2024)
at Colgate	2-23-0	12	at Colgate	DNP		Receiving Yards	23	Colgate	45	2023, YSU
Towson	2-13-0	8	Towson	DNP		Long Reception	12	Colgate	45	2023, YSU
at Maryland			at Maryland	1-24-0	24	All-Purpose Yards	23	Colgate	45	2023, YSU
LIU	1-5-0	5	LIU	1-5-0	5	NATE HILL				
at Stony Brook			at Stony Brook			Receptions	1	Maryland	1	2x
at Maine			at Maine			Receiving Yards	6	Maryland	6	2x
New Hampshire			New Hampshire			Long Reception	6	Maryland	6	2x
at Hampton			at Hampton			All-Purpose Yards	6	Maryland	6	2x
North Carolina A&T			North Carolina A&T			LUCAS KOPECKY				
at Monmouth			at Monmouth			Receptions	1	2x	1	2x (2024)
Delaware			Delaware			Receiving Yards	9	2x	9	2x (2024)
SEASON	5-41-0	12	SEASON	2-29-0	24	Long Reception	9	2x	9	2x (2024)
CAREER	8-95-0	45	CAREER	2-29-0	24	All-Purpose Yards	9	2x	9	2x (2024)
#85 NOLAN CLAYTON	#89 JAMES WELDE									
RECEIVING STATS	RECEIVING STATS									
OPPONENT	REC-YDS-TD	LG	OPPONENT	REC-YDS-TD	LG	NOLAN CLAYTON				
Youngstown State			Youngstown State			Receptions	1	Colgate	1	2024, Colgate
at Colgate	1-15-0	15	at Colgate			Receiving Yards	15	Colgate	15	2024, Colgate
Towson			Towson			Long Reception	15	Colgate	15	2024, Colgate
at Maryland			at Maryland			All-Purpose Yards	15	Colgate	15	2024, Colgate
LIU			LIU			ANTONIO JOHNSON				
at Stony Brook			at Stony Brook			Receptions			2	3x
at Maine			at Maine			Receiving Yards			40	2023, YSU
New Hampshire			New Hampshire			Receiving Touchdowns			1	2023, Colgate
at Hampton			at Hampton			Long Reception			34	2023, YSU
North Carolina A&T			North Carolina A&T			All-Purpose Yards			40	2023, YSU
at Monmouth			at Monmouth							
Delaware			Delaware							
SEASON	1-15-0	15	SEASON							
CAREER	1-15-0	15	CAREER							

VILLANOVA FOOTBALL GAME NOTES

VILLANOVA SPECIALISTS

#45 ETHAN GETTMAN				#45 ETHAN GETTMAN					SEASON HIGHS			CAREER HIGHS			
KICKING STATS				PUNTING STATS					ETHAN GETTMAN						
OPPONENT	PAT	FG	LG	OPPONENT	#	Avg.	LG	I20	Field Goals Made						
Youngstown State	3-3	1-2	42	Youngstown State	3	46.0	62	2	2	Maryland	3	3x			
at Colgate	4-4	—	—	at Colgate	5	43.8	48	1	3	Maryland	4	2022, Char. So.			
Towson	2-2	—	—	Towson	6	38.7	49	2	42	YSU	56	2022, Campbell			
at Maryland	2-2	2-3	37	at Maryland	4	43.0	55	0	1		8				
LIU	3-3	1-2	24	LIU	4	39.0	45	2	40+ Yard Field Goals	1					
at Stony Brook				at Stony Brook					PATs Made	4	Colgate	8	2022, So. Ct. St.		
at Maine				at Maine					PATs Attempted	4	Colgate	8	2022, So. Ct. St.		
New Hampshire				New Hampshire					Punts	6	Towson	6	2x		
at Hampton				at Hampton					Punting Yards	232	Towson	232	2024, Towson		
North Carolina A&T				at Monmouth					Punting Average	46.0	YSU	48.0	2021, Saint Fran.		
at Monmouth				Delaware					Long Punt	62	YSU	82	2021, Saint Fran.		
Delaware				SEASON	22	41.7	62	7	Inside 20-Yard Line	7		26			
SEASON	14-14	4-7	42	SEASON	22	41.7	62	7	50+ Yard Punts	3		7			
VILLANOVA	14-14	4-7	42	VILLANOVA	22	41.7	62	7	Kickoffs	5	3x	9	2x (2022)		
CAREER	92-96	31-45	56	CAREER	96	37.5	82	26	Kickoff Yards	317	Colgate	578	2022, So. Ct. St.		
									Kickoff Average	63.4	Colgate	65.7	2022, H. Cross		
#25 CHRISTIAN SAPP															
KICK RETURNS				PUNT RETURNS			CHRISTIAN SAPP								
OPPONENT	NO-YDS-TD	AVG.	LG	NO-YDS-TD	Avg.	LG	Kickoff Returns	4	Towson	4	2024, Towson				
Youngstown State	2-53-0	26.5	42				Kickoff Return Yards	64	Towson	64	2024, Towson				
at Colgate	2-57-0	28.5	36				Long Kickoff Return	42	YSU	42	2024, YSU				
Towson	4-64-0	16.0	22												
at Maryland	DNP														
LIU	DNP														
at Stony Brook															
at Maine															
New Hampshire															
at Hampton															
North Carolina A&T															
at Monmouth															
Delaware															
SEASON	8-174	21.8	42												
CAREER	8-174	21.8	42												
#34 ETHAN POTTER															
KICK RETURNS				PUNT RETURNS			ETHAN POTTER								
OPPONENT	NO-YDS-TD	AVG.	LG	NO-YDS-TD	Avg.	LG	Kickoff Returns				1				
Youngstown State															
at Colgate															
Towson															
at Maryland															
LIU															
at Stony Brook															
at Maine															
New Hampshire															
at Hampton															
North Carolina A&T															
at Monmouth															
Delaware															
SEASON															
CAREER	1-24-0	24.0	24												
#22 DEVIN SMITH															
KICK RETURNS				PUNT RETURNS			DEVIN SMITH								
OPPONENT	NO-YDS-TD	AVG.	LG	NO-YDS-TD	Avg.	LG	Kickoff Returns	4	Maryland	4	2024, Maryland				
Youngstown State							Kickoff Return Yards	87	Maryland	87	2024, Maryland				
at Colgate							Long Kickoff Return	25	Maryland	30	2023, Howard				
Towson							Punt Returns	2	Towson	2	2024, Towson				
at Maryland	4-87-0	21.8	25	2-19-0	9.5	19	Punt Return Yards	19	Towson	19	2024, Towson				
LIU	1-8-0	8.0	8				Long Punt Return	19	Towson	19	2024, Towson				
at Stony Brook															
at Maine															
New Hampshire															
at Hampton															
North Carolina A&T															
at Monmouth															
Delaware															
SEASON	5-95-0	19.0	25	2-19-0	9.5	19									
VILLANOVA	5-95-0	19.0	25	2-19-0	9.5	19									
CAREER	19-309-0	16.3	30	2-19-0	9.5	19									
CONOR WATKINS															
								Punts	1	2x	8	2021, Penn St.			
								Punting Yards	31	Colgate	277	2021, Penn St.			
								Punting Average	31.0	Colgate	40.5	2021, JMU			
								Long Punt	31	Colgate	50	2021, JMU			
								Inside 20-Yard Line	2		3				
								50+ Yards Punts			1				
JAYLAN SANCHEZ															
								Kickoff Returns	1	2x	1	3x			
								Kickoff Return Yards	10	UAlbany	39	2022, W&M			
								Long Kickoff Return	10	UAlbany	30	2022, Hamp.			
JASON HALL															
								Kickoff Returns	1	Towson	1	2023, Towson			
								Kickoff Retun Yards	0	Towson	0	2023, Towson			
								Long Kickoff Return	0	Towson	0	2023, Towson			
ISAIAH WRIGHT															
								Kickoff Returns	1	LIU	1	2024, LIU			
								Kickoff Retun Yards	31	LIU	31	2024, LIU			
								Long Kickoff Return	31	LIU	31	2024, LIU			

VILLANOVA FOOTBALL GAME NOTES

VILLANOVA DEFENSE

SEASON HIGHS

CAREER HIGHS

	Tackles	TFL	Sacks	Breakups		Tackles	TFL	Sacks	Breakups
Temi Ajitrotutu						1, 2023	—	—	—
Brendan Bell	12, 9.14	1.5, 8.29		1, 9.14		14, 2023	3.0, 2022	1.0, 2x	1, 6x
Damill Bostic	1, 9.7					1, 2024	—	—	—
Zahmir Dawud	4, 2x	1.0, 9.7				4, 2x	1.0, 2024	—	1, 2023
Newton Essiem	1, 2x					1, 2x	—	—	—
Timmy Furgeson						8, 2022	1.0, 2x	1.0, 2x	—
Julian Glantz						1, 3x	—	—	—
Jalen Goodman	9, 9.14			1, 9.14		13, 2020	1.5, 2021	—	2, 2019
Jason Hall	1, 2x					1, 2x	—	—	—
Shane Hartzell	11, 8.29	1.5, 9.21	1.0, 9.21			15, 2022	2.0, 2x	1.0, 9x	1, 3x
Ayden Howard	6, 9.21	1.0, 8.29	1.0, 8.29	1, 9.7		6, 2024	1.5, 2023	1.0, 2024	1, 2x
Turner Inge	3, 9.7	1.0, 9.21				5, 2023	2.0, 2023	1.0, 2023	—
Antonio Johnson						1, 2023	—	—	—
Colin Kennedy						3, 2023	—	—	—
Mike Kennedy	1, 3x					1, 4x	—	—	—
Richie Kimmel	10, 8.29	0.5, 9.14	0.5, 9.14	2, 9.28		10, 2024	1.5, 2023	0.5, 2024	2, 2024
Dale Law						1, 2x	—	—	—
Daniel Lopes						1, 2023	—	—	—
Capri Martin	5, 9.14	1.0, 9.14	1.0, 9.14			5, 2x	1.0, 2023	1.0, 2024	—
Nigel McSween	3, 9.14	1.0, 9.14	1.0, 9.14			3, 2024	1.0, 2024	1.0, 2024	—
Tyrell Mims	5, 9.14					6, 3x	1.0, 4x	1.0, 2023	2, 2x
Kaleb Moody	1, 9.14			1, 9.28		10, 2023	1.5, 2023	1.0, 2023	2, 2x
Ivan Murray	1, 2x					1, 2x	—	—	—
Jordan Nelson	2, 3x					4, 2023	1.0, 2023	—	1, 2023
Obinna Nwobodo	4, 9.14	0.5, 9.14	0.5, 9.14			4, 2024	1.0, 2023	0.5, 2024	—
Josh Oluremi						1, 7x	—	—	—
Chandon Pierre	2, 8.29	0.5, 2x				5, 2021	1.0, 6x	1.0, 3x	—
Ethan Potter	10, 9.21	0.5, 2x		1, 3x		11, 2x	2.5, 2022	0.5, 2022	1, 9x
Garrett Rogan						1, 2023	—	—	—
Christian Sapp	6, 9.14	1.0, 9.14				6, 2024	1.0, 4x	1.0, 2023	1, 2022
Chuck Smith	4, 9.14	1.0, 9.28	0.5, 9.7			8, 2021	1.5, 2x	1.5, 2023	1, 2023
Devin Smith						1, 2x	—	—	—
JR Strauss						2, 2023	1.0, 2023	—	—
Ty Trinh	6, 9.7	2.0, 9.21		1, 2x		12, 2023	2.0, 2x	—	2, 2x
Stephane Voltaire						1, 2023	—	—	—
Isas Waxter	3, 9.14	1.0, 9.21		1, 9.14		7, 2019	1.0, 5x	1.0, 2021	2, 2023
Jayvont Williams						1, 2023	—	—	—
Jon Wyatt	3, 9.7	0.5, 9.7				3, 2024	0.5, 2024	—	1, 2x

GAME BY GAME DEFENSIVE STATISTICS

OPPONENT	TFL	SACKS	FF	FR	INT	PBU	BLK	YARDS	POINTS
Youngstown State	5-15	1-1	1	1	2	2	0	321	17
at Colgate	5-21	1-12	0	0	1	2	0	264	3
Towson	4-21	3-17	1	0	0	4	2	394	13
at Maryland	7-17	1-7	1	1	1	1	0	497	38
LIU	1-5	0-0	0	2	0	3	0	176	10
at Stony Brook									
at Maine									
New Hampshire									
at Hampton									
North Carolina A&T									
at Monmouth									
Delaware									
TOTAL	22-79	6-37	3	4	4	12	2	1652	81

VILLANOVA FOOTBALL GAME NOTES

GAME BY GAME TACKLES

Total Tackles	UA-A	TOT	YSU	COL	TOW	MD	LIU	SB	ME	UNH	HAM	NCAT	MON	DEL
Brendan Bell	23-19	42	5-6	9-1	2-10	4-1	3-1							
Shane Hartzell	19-20	39	7-4	4-2	0-8	5-2	3-4							
Ethan Potter	15-12	27	4-2	2-2	2-3	7-3	0-2							
Jalen Goodman	20-5	25	6-1	3-0	6-3	3-2	2-0							
Richie Kimmel	6-19	25	2-8	1-4	1-6	2-1	0-0							
Ty Trinh	14-7	21	5-0	4-2	0-2	4-1	1-2							
Ayden Howard	6-9	15	1-2	1-1	0-1	4-2	0-3							
Tyrell Mims	12-2	14	1-0	DNP	4-1	3-1	4-0							
Zahmir Dawud	8-5	13	3-1	2-0	1-3	2-1	0-0							
Christian Sapp	10-2	12	2-0	3-1	5-1	DNP	DNP							
Capri Martin	3-7	10	1-1	0-0	1-4	1-2	0-0							
Chuck Smith	2-8	10	0-1	1-2	0-4	0-1	1-0							
Turner Inge	8-1	9	1-0	2-1	1-0	2-0	2-0							
Isas Waxter	5-2	7	DNP	0-0	1-2	2-0	2-0							
Nigel McSween	3-4	7	1-0	0-1	1-2	1-0	0-1							
Jordan Nelson	3-4	7	0-0	0-1	0-2	1-1	2-0							
Obinna Nwobodo	3-4	7	1-0	1-0	0-4	1-0	0-0							
Mike Kennedy	1-2	3	0-0	0-0	0-1	0-1	1-0							
Jon Wyatt	1-2	3	0-0	1-2	0-0	0-0	DNP							
Chandon Pierre	0-3	3	0-2	DNP	DNP	0-1	0-0							
Newton Essiem	2-0	2	0-0	1-0	0-0	1-0	0-0							
Jason Hall	2-0	2	1-0	1-0	0-0	0-0	0-0							
Ivan Murray	1-1	2	DNP	0-0	0-0	1-0	0-1							
Damill Bostic	1-0	1	0-0	1-0	DNP	DNP	DNP							
Kaleb Moody	0-1	1	0-0	0-0	0-1	0-0	0-0							
TOTAL	168-140	308	41-28	37-20	25-58	44-20	21-14							

SPECIAL TEAMS TACKLES

Total Tackles	KO-PU	TOT	YSU	COL	TOW	MD	LIU	SB	ME	UNH	HAM	NCAT	MON	DEL
Tyrell Mims	1-2	3	1-0	0-0	0-1	0-0	0-1							
Jason Hall	2-0	2	1-0	1-0	0-0	0-0	0-0							
Christian Sapp	2-0	2	0-0	0-0	2-0	DNP	DNP							
Turner Inge	1-1	2	1-0	0-0	0-1	0-0	0-0							
Jalen Goodman	1-0	1	1-0	0-0	0-0	0-0	0-0							
Ethan Potter	1-0	1	1-0	0-0	0-0	0-0	0-0							
Ayden Howard	0-1	1	0-0	0-0	0-0	0-1	0-0							
TOTAL	8-4	12	5-0	1-0	2-2	0-1	0-1							

VILLANOVA FOOTBALL GAME NOTES

GAME BY GAME STARTERS

OFFENSE	QB	RB	WR	WR	WR	TE/WR	LT	LG	C	RG	RT
YSU	Watkins	Ragland	Sanchez	D. Smith	Miles	Lopes	Voltaire	Broderick	Picard	McCullers	Ajirotutu
Colgate	Watkins	Ragland	Sanchez	D. Smith	Miles	Clayton	Voltaire	Ajirotutu	Picard	McCullers	Fay
Towson	Watkins	Ragland	Sanchez	D. Smith	Miles	Clayton	Voltaire	Ajirotutu	Picard	McCullers	Fay
Maryland	Watkins	Ragland	Sanchez	D. Smith	Miles	Clayton	Voltaire	Cregan	Picard	McCullers	Fay
LIU	Watkins	Ragland	Sanchez	Lopes	Miles	Clayton	Voltaire	Broderick	Picard	McCullers	Fay
Stony Brook											
Maine											
UNH											
Hampton											
NC A&T											
Monmouth											
Delaware											
DEFENSE	DE	DT	DE	LB	LB	LB	CB	CB	FS	WS	SS
YSU	C. Smith	Nwobodo	Pierre	Hartzell	Kimmel	Bell	Mims	Dawud	Goodman	Potter	Trinh
Colgate	C. Smith	Nwobodo	Martin	Hartzell	Kimmel	Bell	Wyatt	Dawud	Goodman	Potter	Trinh
Towson	C. Smith	Nwobodo	Martin	Hartzell	Kimmel	Bell	Mims	Waxter	Goodman	Potter	Trinh
Maryland	C. Smith	Nwobodo	Martin	Hartzell	Kimmel	Bell	Mims	Waxter	Goodman	Potter	Trinh
LIU	Howard	Nwobodo	Martin	Hartzell	Kimmel	Bell	Mims	Waxter	Goodman	Potter	Trinh
Stony Brook											
Maine											
UNH											
Hampton											
NC A&T											
Monmouth											
Delaware											

VILLANOVA SCORING DRIVES

OPP	QTR	TIME	PL/YDS/TM	RES	PLAY	OPP	QTR	TIME	PL/YDS/TM	RES	PLAY
YSU	1	8:57	6/42/2:43	FG	Gettman 42 yard field goal						
YSU	1	1:23	7/79/4:04	TD	Watkins 14 yard run						
YSU	2	2:20	7/45/3:57	TD	Ragland 3 yard run						
YSU	3	10:52	4/88/2:23	TD	Watkins 29 yard run						
COL	1	2:59	2/72/0:51	TD	D. Smith 71 yard reception						
COL	3	11:53	6/63/2:59	TD	Ragland 1 yard run						
COL	4	10:06	10/69/5:59	TD	D. Smith 8 yard reception						
COL	4	3:59	8/52/4:57	TD	Watkins 13 yard run						
TOW	2	12:10	9/54/4:46	TD	Sanchez 20 yd reception						
TOW	3	1:16	4/80/2:31	TD	Sanchez 6 yd reception						
MD	3	7:17	4/-8/1:20	FG	Gettman 33 yard field goal						
MD	3	4:15	6/53/3:00	TD	D. Smith 17 yard reception						
MD	4	10:33	11/55/5:03	FG	Gettman 37 yard field goal						
MD	4	1:11	9/80/4:14	TD	Maddocks 8 yard run						
LIU	1	7:55	13/84/6:55	FG	Gettman 24 yard field goal						
LIU	1	3:04	3/19/1:57	TD	Ragland 12 yard run						
LIU	2	0:34	11/89/4:50	TD	Ragland 1 yard run						
LIU	4	14:55	2/19/0:17	TD	Avit 5 yard run						

VILLANOVA FOOTBALL GAME NOTES

LONG PLAYS BY THE NUMBERS

YARDS	NO.	TD
100+	0	0
90-99	0	0
80-89	0	0
70-79	1	1
60-69	1	0
50-59	0	0
40-49	3	0
30-39	4	0
20-29	20	2

LONG PLAYS BY TYPE

PLAY	NO.	TD
Rushing	7	1
Passing	12	2
Punt Returns	0	0
Kick Returns	10	0
Interceptions	0	0
Fumble Returns	0	0
Other	0	0
TOTAL	29	3

LONGEST PLAYS OF THE YEAR

RUSHING	
65	Isaiah Ragland vs. Towson
RUSHING TOUCHDOWN	
29	Connor Watkins vs. Youngstown State
PASSING	
71	Connor Watkins vs. Colgate
PASSING TOUCHDOWN	
71	Connor Watkins vs. Colgate
RECEPTION	
71	Devin Smith vs. Colgate
RECEIVING TOUCHDOWN	
71	Devin Smith vs. Colgate
PUNT RETURN	
19	Devin Smith vs. Towson
KICK RETURN	
42	Christian Sapp vs. Youngstown State
INTERCEPTION RETURN	
24	Ty Trinh vs. Maryland
FUMBLE RETURN	
18	Shane Hartzell vs. LIU
PUNT	
62	Ethan Gettman vs. Youngstown State
FIELD GOAL	
42	Ethan Gettman vs. Youngstown State

LONGEST PLAYS OF THE YEAR (20+ YARDS)

YDS	TYPE	PLAYER	OPPONENT
71*	Pass	Connor Watkins to Devin Smith	Colgate
65	Rush	Isaiah Ragland	Towson
45	Rush	Connor Watkins	Youngstown State
45	Pass	Connor Watkins to Jaylan Sanchez	LIU
42	KR	Christian Sapp	Youngstown State
36	KR	Christian Sapp	Colgate
35	Pass	Connor Watkins to Ja'briel Mace	Youngstown State
31	Rush	Isaiah Ragland	Youngstown State
31	KR	Isaiah Wright	LIU
29*	Rush	Connor Watkins	Youngstown State
28	Pass	Connor Watkins to Jaylan Sanchez	Towson
25	Pass	Connor Watkins to Jaylan Sanchez	Colgate
25	KR	Devin Smith	Maryland
25	Pass	Connor Watkins to Ja'briel Mace	LIU
24	Pass	Connor Watkins to Isaiah Ragland	Maryland
24	Pass	Tanner Maddocks to Chris Colby	Maryland
23	Pass	Connor Watkins to Daniel Lopes	Youngstown State
23	Pass	Connor Watkins to Daniel Lopes	Colgate
23	Rush	Isaiah Ragland	Colgate
23	Rush	Ja'briel Mace	Maryland
22	KR	Christian Sapp	Towson
22	KR	Devin Smith	Maryland
21	KR	Christian Sapp	Colgate
21	KR	Christian Sapp	Towson
20	Rush	David Avit	Youngstown State
20	Pass	Connor Watkins to Devin Smith	Colgate
20*	Pass	Connor Watkins to Jaylan Sanchez	Towson
20	KR	Devin Smith	Maryland
20	KR	Devin Smith	Maryland

* denotes a touchdown

20-YARD PLUS BY PLAYER								
PLAYER	NO.	TD	RUSH	REC.	KR	PR	IR	FR
Smith	6	1	0	2	4	0	0	0
Sapp	5	0	0	0	5	0	0	0
Sanchez	4	1	0	4	0	0	0	0
Ragland	4	0	3	1	0	0	0	0
Mace	3	0	1	2	0	0	0	0
Watkins	2	1	2	0	0	0	0	0
Lopes	2	0	0	2	0	0	0	0
Avit	1	0	1	0	0	0	0	0
Colby	1	0	0	1	0	0	0	0
Wright	1	0	0	0	1	0	0	0
Trinh	1	0	0	0	0	0	1	0
TOTAL	26	3	7	10	9	0	1	0

VILLANOVA FOOTBALL GAME NOTES

MISCELLANEOUS STATS

NON-OFFENSIVE TOUCHDOWNS

Player	Type	Yds	Opponent

POINTS OFF TURNOVERS

OPPONENT	VU TO	OPP PTS	OPP TO	VU PTS	+/-
Youngstown State	0	0	3	3	+3
at Colgate	0	0	1	0	0
Towson	2	0	0	0	0
at Maryland	0	0	2	3	+3
LIU	0	0	1	14	+14
at Stony Brook					
at Maine					
New Hampshire					
at Hampton					
N.C. A&T					
at Monmouth					
Delaware					
TOTAL	2	0	7	20	+20

CAREER INTERCEPTIONS

Player	INT	Return Yards	Long	TD
Ty Trinh	3	42	24	0
Tyrell Mims	3	0	0	0
Christian Sapp	3	0	0	0
Jalen Goodman	2	104	81	1
Isas Waxter	2	0	0	0
Shane Hartzell	1	19	19	0
Brendan Bell	1	17	17	0
Zahmir Dawud	1	2	2	0
Richie Kimmel	1	0	0	0
Ethan Potter	1	1	1	0

CAREER FUMBLES

Player	FF	FR	Return Yards	TD
Brendan Bell	2	1	0	0
Zahmir Dawud	1	0	0	0
Timmy Furgeson	1	2	3	0
Jalen Goodman	1	2	0	0
Shane Hartzell	2	1	18	0
Richie Kimmel	0	2	1	0
Tyrell Mims	0	2	0	0
Chandon Pierre	1	0	0	0
Ethan Potter	1	1	0	0
Christian Sapp	1	0	0	0
Ty Trinh	1	2	0	0
Isas Waxter	0	1	0	0

CAREER BLOCKED KICKS

Player	Type	Opponent	Date
Brendan Bell	Punt	UAlbany	10.16.21
Richie Kimmel	Punt	Delaware	11.19.22
Tyrell Mims	Punt	William & Mary	10.30.21
JR Strauss	FG	Towson	9.16.24
Obinna Nwobodo	FG	Towson	9.16.24

CAREER 100-YARD RUSHING GAMES

Player	Yds.	Att.	TD	Opp.	Date
David Avit	160	24	1	LIU	9.28.24
Isaiah Ragland	126	15	0	Elon	10.14.23
Isaiah Ralgnad	141	17	0	Towson	9.16.24
Connor Watkins	130	11	2	Hampton	10.29.22
Connor Watkins	113	10	3	URI	9.23.23
Connor Watkins	125	13	0	Elon	10.14.23
Connor Watkins	107	10	2	YSU	8.29.24

CAREER 100-YARD RECEIVING GAMES

Player	Yds.	Rec.	TD	Opp.	Date
Jaylan Sanchez	128	2	0	Colgate	9.9.23
Jaylan Sanchez	158	6	2	NC A&T	10.7.23
Jaylan Sanchez	103	4	1	Stony B.	10.28.23
Devin Smith	103	4	1	S. Car. St.	10.26.23
Devin Smith	202	6	1	Richmond	11.25.23
Devin Smith	116	6	2	Colgate	9.7.24

CAREER 300-YARD PASSING GAMES

Player	Yds.	C-A-I	TD	Opp.	Date
Connor Watkins	310	8-11-0	2	Colgate	9.9.23
Connor Watkins	361	13-19-0	4	Stony B.	10.28.23

CAREER DOUBLE DIGIT TACKLE GAMES

Player	TOT	UA-A	Opp.	Date
Brendan Bell	10	5-5	Towson	11.5.22
Brendan Bell	12	9-3	Delaware	11.19.22
Brendan Bell	14	8-6	UNH	11.4.23
Brendan Bell	12	4-8	Delaware	11.18.23
Brendan Bell	11	5-6	YSU	8.29.24
Brendan Bell	10	9-1	Colgate	9.7.24
Brendan Bell	12	2-10	Towson	9.14.24
Jalen Goodman	13	10-3	URI	3.13.21
Jalen Goodman	12	10-2	Holy Cr.	12.3.21
Jalen Goodman	12	5-7	Delaware	11.19.22
Shane Hartzell	15	8-7	Richmond	10.15.22
Shane Hartzell	10	6-4	Delaware	11.19.22
Shane Hartzell	10	4-6	UNH	11.4.23
Shane Hartzell	14	7-7	YSU	12.2.23
Shane Hartzell	11	7-4	YSU	8.29.24
Richie Kimmel	10	2-8	YSU	8.29.24
Kaleb Moody	10	5-5	Brown	9.22.23
Ethan Potter	11	4-7	Maine	10.1.22
Ethan Potter	11	6-5	Richmond	10.15.22
Ethan Potter	10	7-3	Maryland	9.21.24
Ty Trinh	12	7-5	UNH	11.4.23

VILLANOVA FOOTBALL GAME NOTES

DEFENSE/SPECIAL TEAMS TOUCHDOWNS

(since becoming an FCS member in 1985)

PLAY	TDs
DEFENSE (67)	
Interception Return.....	43
Fumble Return.....	18
Blocked Punt Return.....	5
Blocked Field Goal Return.....	1
SPECIAL TEAMS (17)	
Kick Return.....	15
Punt Return.....	2
TOTAL	84

LONGEST TOUCHDOWNS BY TYPE

Interception Return

100 yards by Rob Rolle on September 17, 2016 vs. Towson

Fumble Return

99 yards by Jaquan Amos on October 7, 2017 vs. Maine

Return of Blocked Punt

33 yards by Ademole Turner on September 21, 1996 vs. Fordham

Return of Blocked Field Goal

73 yards by Craig James on September 28, 2013 vs. Penn

Kick Return

100 yards by Nowoola Awopetu on November 9, 2019 vs. Richmond

Punt Return

66 yards by Poppy Livers on October 20, 2012 vs. Georgia State

DEFENSIVE/SPECIAL TEAMS TDS BY YEAR

DEFENSE

4	2000, 2016, 2017, 2019
3	2004, 2005, 2007, 2009, 2012, 2013
2	1986 1989, 1991, 1992, 1994, 1996, 1999, 2003, 2008, 2010, 2011, 2014, 2018, 2021
1	1997, 1998, 2001, 2022, 2023

SPECIAL TEAMS

2	2000, 2010
1	1996, 1997, 1998, 2001, 2002, 2003, 2004, 2007, 2008, 2009, 2012, 2017, 2019

DEFENSIVE/SPECIAL TEAMS TDS BY MONTH

August	3
September	35
October	21
November	22
December	3

DEFENSIVE/SPECIAL TEAMS TDS BY PLAYER

DEFENSIVE TOUCHDOWNS	TDs
Jaquan Amos	4
Jimmy Pitts.....	3
Ronnie Akins	2
Nowoola Awopetu	2
Brian Barajas	2
Eric Loper	2
Rob Rolle	2
Joe Sarnese	2
Jeff Steeb	2
Daryl Stewart.....	2
Danny Abraham.....	1
Darrell Adams	1
TD Ayo-Durojaiye	1
Rodney Badger	1
Christian Benford.....	1
Austin Calitro	1
Clarence Curry	1
Chris Curtis.....	1
John Dempsey	1
Curtis Eller.....	1
Brennan Erbeznik.....	1
Jalen Goodman.....	1
Sean Goodrich	1
Mike Hoffman	1
Brian Hulea	1
Keeling Hunter.....	1
Craig James	1
Gary Johnson	1
Marlon Johnson.....	1
Joe Keating.....	1
Salim Koroma	1
Tanoh Kpassagnon	1
Tim Kukucka	1
DeLonne Kelly	1
Kevin Long.....	1
Jason McMillion	1
Jerry Miles	1
Martel Moody.....	1
Steven Neugebauer.....	1
Osayi Osunde	1
Delmon Robertson	1
Bobby Rosato	1
Dan Silva	1
Kwesi Solomon.....	1
Rich Spugnardi.....	1
Terence Taylor.....	1
Elijah Trent.....	1
Ademole Turner	1
Ray Ventrone	1
Ross Ventrone.....	1
Curtis Waltman	1
Aaron Weems	1
Darrel Young	1

SPECIAL TEAMS TOUCHDOWNS

SPECIAL TEAMS TOUCHDOWNS	TDs
Brian Westbrook.....	5
Angelo Babbaro.....	3
Martin Gibson.....	3
Matt Szczur	2
Nowoola Awopetu	1
Poppy Livers.....	1
Taurus Phillips	1
Ademole Turner.....	1

VILLANOVA FOOTBALL GAME NOTES

SINGLE GAME HIGHS

INDIVIDUAL SINGLE GAME HIGHS

Category	No.	Player
Rushes	24	David Avit, LIU
Rushing Yards	160	David Avit, LIU
Rushing TDs	2	Watkins, Youngstown St.; Ragland, LIU
Long Rush	65	Isaiah Ragland, Towson
Pass Attempts	29	Connor Watkins, Maryland
Pass Completions	18	Connor Watkins, Colgate
Passing Yards	247	Connor Watkins, Colgate
Passing TDs	2	Connor Watkins, Colgate/Towson
Long Pass	71	Connor Watkins, Colgate
Receptions	6	Devin Smith, Colgate
Receiving Yards	116	Devin Smith, Colgate
Receiving TDs	2	D. Smith, Colgate; J. Sanchez, Towson
Long Reception	71	Devin Smith, Colgate
Field Goals	2	Ethan Gettman, Maryland
Long Field Goal	42	Ethan Gettman, Youngstown State
Punts	6	Ethan Gettman, Towson
Punting Average	46.0	Ethan Gettman, Youngstown State
Long Punt	62	Ethan Gettman, Youngstown State
Punts Inside 20	2	Ethan Gettman, YSU/Towson/LIU
Long Punt Return	19	Devin Smith, Towson
Long Kick Return	42	Christian Sapp, Youngstown State
Long INT Return	24	Ty Trinh, Maryland
Long FR Return	18	Shane Hartzell, LIU
Tackles	11	S. Hartzell/B. Bell, Youngstown State
Tackles For Loss	2.0	Ty Trinh, Maryland
Sacks	1.0	4x
Interceptions	1	4x

OPPONENT SINGLE GAME HIGHS

Category	No.	Player
Rushes	16	Beau Brungard, Youngstown State
Rushing Yards	135	Devin Matthews, Towson
Rushing TDs	1	5x
Long Rush	70	Devin Matthews, Towson
Pass Attempts	36	Sean Brown, Towson
Pass Completions	28	Billy Edwards Jr., Maryland
Passing Yards	328	Billy Edwards Jr., Maryland
Passing TDs	2	Billy Eedwards, Jr., Maryland
Long Pass	61	Billy Edwards Jr., Maryland
Receptions	14	Tai Felton, Maryland
Receiving Yards	157	Tai Felon, Maryland
Receiving TDs	1	4x
Long Reception	61	Tai Felton, Maryland
Field Goals	2	Keegan Vaughan, Towson
Long Field Goal	46	Jack Howes, Maryland
Punts	6	Shelby Pruett, Colgate/Will Lynch, LIU
Punting Average	55.0	Brendon Kilpatrick, Youngstown State
Long Punt	65	Brendon Kilpatrick, Youngstown State
Punts Inside 20	2	3x
Long Punt Return	27	Braeden Wisloski, Maryland
Long Kick Return	23	Latrell Fordham, Youngstown State
Long INT Return		
Long FR Return		
Tackles	11	Cole Kozlowski, Colgate
Tackles For Loss	2.0	3x
Sacks	1.0	7x
Interceptions		

TEAM SINGLE GAME HIGHS

Category	No.	Villanova
Rushes	53	LIU
Rushing Yards	264	LIU
Yards Per Rush	8.2 (30/246)	Youngstown State
Rushing TDs	3	Youngstown State, LIU
Pass Attempts	33	Maryland
Pass Completions	18	Colgate
Passing Yards	247	Colgate
Yards Per Pass	8.8 (247/28)	Colgate
Passing TDs	2	Colgate, Towson
Total Plays	72	LIU
Total Offense	392	LIU
Yards Per Play	7.1 (47/336)	Youngstown State
Points	28	Colgate
First Downs	22	LIU
Penalties	10	LIU
Penalty Yards	90	LIU
Turnovers	2	Towson
Sacks	3	Towson
Interceptions	2	Youngstown State
Punts	6	Colgate, Towson
Punting Average	46.0 (3/138)	Youngstown State
Third Down Pct.	50.0% (7 of 14)	LIU
Fourth Down Pct.	50.0% (1 of 2)	Maryland

OPPONENT SINGLE GAME HIGHS

Category	No.	Opponent
Rushes	40	Youngstown State
Rushing Yards	169	Youngstown State
Yards Per Rush	5.3 (30/159)	Maryland
Rushing TDs	3	Maryland
Pass Attempts	42	Colgate
Pass Completions	29	Maryland
Passing Yards	338	Maryland
Yards Per Pass	9.9 (338/29)	Maryland
Passing TDs	2	Maryland
Total Plays	69	Towson
Total Offense	497	Maryland
Yards Per Play	7.8 (64/497)	Maryland
Points	38	Maryland
First Downs	21	Youngstown State
Penalties	8	Towson, Maryland, LIU
Penalty Yards	89	Maryland
Turnovers	3	Youngstown State
Sacks	3	Towson, Maryland, LIU
Interceptions		
Punts	6	Colgate, LIU
Punting Average	55.0 (2/110)	Youngstown State
Third Down Pct.	70.0% (7 of 10)	Maryland
Fourth Down Pct.	100.0% (1 of 1)	Towson, Maryland

VILLANOVA FOOTBALL GAME NOTES

THE LAST TIME VILLANOVA

VILLANOVA	SPAN OF GAMES	LAST TIME	VILLANOVA	SPAN OF GAMES	LAST TIME
Scoring			PASSING		
50-59	40	55 vs. Bucknell (9.11.2021)	300-399 yards	10	361, Connor Watkins vs. Stony Brook (10.28.2023)
60-69	202	63 vs. William & Mary (10.6.2007)	400+ yards	253	460, Brett Gordon vs. Delaware (11.23.2002)
70+	1,207	NEVER	40-49 attempts	39	40, Daniel Smith vs. Richmond (9.18.2021)
<10	20	3 at Towson (11.5.2022)	50+ attempts	223	54, Frank Jankowski vs. Richmond (10.8.2005)
<7	20	3 at Towson (11.5.2022)	25-29 completions	39	26, Daniel Smith vs. Richmond (9.18.2021)
Shutout by	62	0-34 vs. New Hampshire (10.27.2018)	30-39 completions	218	30, Frank Jankowski vs. JMU (11.12.2005)
Shutout by (CAA)	62	0-34 vs. New Hampshire (10.27.2018)	40+ completions	260	40, Brett Gordon vs. JMU (9.28.2002)
Shutout by (home)	62	0-34 vs. New Hampshire (10.27.2018)	3 passing TDs	8	3, Connor Watkins vs. Towson (11.11.2023)
Shutout by (road)	87	0-23 vs. Richmond (10.15.2016)	4 passing TDs	10	4, Connor Watkins vs. Stony Brook (10.28.2023)
Shutout opponent	11	21-0 vs. Elon (10.14.2023)	5 passing TDs	47	5, Daniel Smith vs. Delaware (11.23.2019)
Shutout (home)	11	21-0 vs. Elon (10.14.2023)	6 passing TDs	287	6, Chris Boden vs. Delaware (11.20.1999)
Shutout (road)	32	35-0 at Elon (11.6.2021)	Consecutive 300+	224	3 straight, Frank Jankowski (9.24 - 10.8.2005)
Shutout (CAA)	11	21-0 vs. Elon (10.14.2023)	50-59 yard pass	7	51, Connor Watkins at Delaware (11.18.2023)
Rushing			60-69 yard pass	6	64, Connor Watkins vs. YSU (12.2.2022)
300-399 Yards	27	365 at LIU (9.10.2022)	70-79 yard pass	3	71, Connor Watkins at Colgate (9.7.2024)
400+ Yards	11	440 vs. Elon (10.14.2023)	80-89 yard pass	26	80, Connor Watkins vs. UAlbany (10.22.2022)
<100 Yards	1	75 at Maryland (9.21.2024)	90-99 yard pass	66	90, Zach Bednarczyk vs. Bucknell (9.22.2018)
<0 Yards	211	-39 vs. Maine (10.14.2006)	100+ yard pass	1,207	NEVER
Passing			RECEIVING		
300-399 Yards	8	300 vs. Towson (11.11.2023)	100-199 yards	3	Devin Smith (116) at Colgate (9.7.2024)
400-499 Yards	224	418 vs. New Hampshire (10.1.2004)	200+ yards	47	236, Changa Hodge vs. Delaware (11.23.2019)
Total Offense			2 players 100+	16	Pringle (168), Sanchez (128) vs. Colgate (9.9.2023)
500-599 Yards	8	555 vs. Towson (11.11.2023)	3 players 100+	10	Pringle (191), Sanchez (103), Hayek (102) vs. Stony B. (10.28.2023)
600-699 Yards	66	609 vs. Bucknell (9.22.2018)	10 receptions	211	10, Duquesne May vs. Maine (10.14.2006)
700+ Yards	758	706 vs. North Carolina State (11.19.1949)	11 receptions	155	11, Matt Szczur vs. Stephen F.A. (12.4.2.2010)
<200 Yards	20	153 at Towson (11.5.2022)	12-14 receptions	264	12, Brian White vs. Rutgers (8.31.2002)
<100 Yards	393	87 vs. New Hampshire (11.3.1990)	15 receptions	305	15, Brian Westbrook vs. N' eastern (10.10.1998)
30+ first downs	47	30 vs. Delaware (11.23.2019)	16 receptions	309	16, Brian Finneran vs. Y'town State (12.6.1997)
100+ penalty yards	14	12-105 vs. Rhode Island (9.23.2023)	Consecutive 100+	8	3 straight, Rayjuon Pringle (10.28 - 11.11.2023)
2 fumbles lost	2	2 vs. Towson (9.14.2024)	50-59 yard catch	7	51, Jaaron Hayek at Delaware (11.18.2023)
3+ fumbles lost	13	3 at UAlbany (9.30.2023)	60-69 yard catch	6	64, Jaylan Sanchez vs. YSU (12.2.2022)
Scored a safety	8	1 vs. Towson (11.11.2023)	70-79 yard catch	3	71, Devin Smith at Colgate (9.7.2024)
Scored two safeties	131	2 vs. James Madison (11.10.2012)	80-89 yard catch	22	80, Rayjuon Pringle vs. UAlbany (10.22.2022)
Allowed a safety	22	1 vs. UAlbany (10.22.2022)	90-99 yard catch	66	90, Josh McGrigg vs. Bucknell (9.22.2018)
Forced 5 TO	41	6 at Lehigh (9.4.2021)	100+ yard catch	1,207	NEVER
Forced 6+ TO	41	6 at Lehigh (9.4.2021)	3 receiving TDs	154	3, Norman White vs. Stephen F.A. (12.4.2010)
Committed 5+ TO	13	5 at UAlbany (9.30.2023)	4 receiving TDs	24	4, Jaaron Hayek vs. Maine (10.1.2022)
4+ interceptions	41	4 at Lehigh (9.4.2021)	5 receiving TDs	550	5, Mike Siani vs. Xavier (10.30.1971)
Forced 2 fumbles	28	2 vs. Lehigh (9.2.2022)	SPECIAL TEAMS		
Forced 3 fumbles	35	3 vs. Rhode Island (10.23.2021)	50+ yard field goal	290	50, Casey Hannon vs. JMU (10.1.1999)
Forced 4+ fumbles	112	4 vs. Rhode Island (10.11.2014)	45-49 yard field goal	5	46, Matthew Mercurio at S. Dak. St. (12.9.2023)
Recovered 2 fumbles	0	2 vs. LIU (9.28.2024)	40-44 yard field goal	4	42, Ethan Gettman vs. YSU (8.29.2024)
Recovered 3+ fumbles	35	3 vs. Rhode Island (10.23.2021)	Made 3+ field goals	12	3, Matthew Mercurio at N.C. A&T (10.7.2023)
2+ defensive TDs	61	2 INT returns vs. Richmond (11.3.2018)	Made 7+ PATs	40	7, William Bartel vs. Bucknell (9.11.2021)
Defense/ST TDs	78	2 INT returns/1 PR vs. Lafayette (9.16.2017)	Missed PAT	10	1, Matthew Mercurio vs. Stony Brook (10.28.2023)
Consecutive games non-off. TD	56	3 straight, vs. Colgate/Lehigh/Bucknell (8.24 - 9.14.2019)	70+ yard punt	5	71, Nathan Fondacaro at S. Dak. St. (12.9.2023)
5 total TD's in a game	7	5 at Delaware (11.18.2023)	60-69 yard punt	4	62, Ethan Gettman vs. YSU (8.29.2024)
6 total TD's in a game	6	6 vs. Youngstown State (12.2.2023)	Kickoff return TD	49	100, Nowoola Awopetu vs. Richmond (11.9.2019)
7+ total TD's in a game	10	7 vs. Stony Brook (10.28.2023)	Punt return TD	36	15, TD Ayo-Durojaiye at UAlbany (10.16.2021)
Recovered onside kick	1	at Maryland (9.21.2024)	2+ kick return TD	1,207	NEVER
Defensive 2-point conv.	337	vs. William & Mary (10.28.1995)	Start game kick return TD	48	100, Nowoola Awopetu vs. Richmond (11.9.2019)
Walk-Off Win	22	vs. UAlbany (10.22.2022)	Consecutive games non-off. TD	??	Has not happened since FB reinstated in 1985
Walk-Off Loss	64	at Maine (10.6.2018)	2-point conversion	18	Connor Watkins (rush) vs. Delaware (11.19.22)
RUSHING			Blocked a PAT	14	John Rhodan vs. Rhode Island (9.23.2023)
100-199	0	160, David Avit vs. LIU (9.28.2024)	Blocked a FG	2	JR Strauss vs. Towson (9.14.2024)
200-299	122	214, John Robertson vs. Maine (10.26.2013)	Blocked a punt	18	Richie Kimmel vs. Delaware (11.19.22)
300+	1,207	NEVER	TD on blocked FG	126	Devon Marshall vs. Delaware (11.19.22)
2 players 100+	11	Ragland (126), Watkins (125) vs. Elon (10.14.2023)	TD on blocked punt	35	73, Craig James vs. Stony Brook (9.28.2013)
30+ attempts	118	34, John Robertson vs. Syracuse (8.29.2014)	DEFENSE		
Consecutive 100+	21	3 straight, TD Ayo-Durojaiye (10.15 - 10.29.2022)	10-14 tackles	1	10, Ethan Potter at Maryland (9.21.2024)
Consecutive 200+	122	2 straight, John Robertson (10.19 - 10.26.2013)	15-19 tackles	23	15, Shane Hartzell at Richmond (10.15.2022)
50-59 yard rush	7	55, Jalen Jackson at Delaware (11.18.2023)	20+ tackles	29	21, Forrest Rhyne vs. S. Dakota St. (12.11.2021)
60-69 yard rush	2	65, Isaiah Ragland vs. Towson (9.14.2024)	5+ TFL	191	5.5, Greg Miller vs. Richmond (9.27.2008)
70-79 yard rush	22	75, Connor Watkins vs. Hampton (10.29.2022)	3+ sacks	86	3.5, Ed Shockley vs. UAlbany (10.22.2016)
80-89 yard rush	32	83, Justin Covington vs. Stony Brook (11.13.2021)	2+ interceptions	40	Christian Benford vs. Bucknell (9.11.2021)
90-99 yard rush	409	90, Mike Jones vs. Columbia (9.23.1989)	3+ fumble recoveries	236	3, Darrell Adams vs. James Madison (9.17.2004)
100+ yard rush	1,144	110, John Powers vs. Fordham (10.15.1902)	2 fumble recoveries	61	2, Chucky Smith vs. Richmond (11.3.2018)
3 rushing TDs	11	3, TD Ayo-Durojaiye vs. Elon (10.14.2023)	INT return TD	7	1, Danny Abraham at Delaware (11.18.2023)
4 rushing TDs	43	4, Justin Covington at Maine (4.3.2021)	2 INT return TDs	61	Nowoola Awopetu vs. Richmond (11.3.2018)
			Fumble return TD	75	Jaquan Amos vs. Maine (10.7.2017)

VILLANOVA FOOTBALL GAME NOTES

THE LAST TIME THE OPPONENT

OPPONENT	SPAN OF GAMES	LAST TIME	OPPONENT	SPAN OF GAMES	LAST TIME
Scoring			RECEIVING		
50-59	233	51 by New Hampshire (10.2.2004)	100-199 yards	1	157 by Tai Felton, Maryland (9.21.2024)
60-69	1,023	62 by Army (11.15.1919)	200+ yards	74	205 by Korte Weeks, Elon (10.28.2017)
70-79	1,072	71 by Penn State (11.9.1912)	3 players 100+	46	Turner (173), Schwebel (119), Conner (102), SELA (11.30.2019)
80+	809	83 by Army (11.4.1944)	2 players 100+	38	Washington (148), Dotson (117), Penn State (9.25.2021)
<10	3	3 by Colgate (9.7.2024)	10+ receptions	1	14 by Tai Felton, Maryland (9.21.2024)
<7	3	3 by Colgate (9.7.2024)	50-59 yard catch	15	58 by Kobe Hudson (9.16.2023)
Rushing			60-69 yard catch	1	61 by Tai Felton, Maryland (9.21.2024)
300+ Yards	20	371 by William & Mary (11.12.2022)	70-79 yard catch	65	76 by Shane Leatherbury, Towson (9.15.2018)
400+ Yards	37	472 by Army West Point (9.17.2022)	80-89 yard catch	36	83 by KeAndre Lambert-Smith, Penn State (9.25.2021)
<100 Yards	0	96 by LIU (9.28.2024)	90-99 yard catch	168	98 by Cameron Dohse, W&M (12.11.2009)
<0 Yards	40	-12 by Lehigh (9.4.2021)	100+ yard catch	1,207	NEVER
Passing			3+ touchdowns	224	3 by David Ball, UNH (10.1.2005)
300-399 Yards	1	338 by Maryland (9.21.2024)	SPECIAL TEAMS		
400-499 Yards	38	429 by Penn State (9.25.2021)	50+ yard field goal	64	52 by Kenny Doak, Maine (10.6.2018)
500-599 Yards	46	508 by Southeastern La. (11.30.2019)	40-49 yard field goal	0	42 by Michael Coney, LIU (9.28.2024)
Total Offense			Made 3 field goals	51	3 by Nick Courtney, Stony B. (10.26.19)
500-599 Yards	19	582 William & Mary (11.12.2022)	Made 4+ field goals	142	4 by Sean Baner, Delaware (11.19.2011)
600-699 Yards	15	600 by UCF (9.16.2023)	Made 7+ PATs	25	7 by Vincenzo Rea, Monmouth (9.24.2022)
700+ Yards	415	708 by New Hampshire (11.5.1988)	Missed PAT	14	1 by Ty Groff (blocked), URI (9.23.2023)
<200 Yards	0	176 by LIU (9.28.2024)	70+ yard punt	19	75 by Ben Dinkel, Delaware (11.19.2022)
<100 Yards	11	99 by Elon (10.14.2023)	60-69 yard punt	3	60 by Shelby Pruett, Colgate (9.7.2024)
30+ first downs	15	31 by UCF (9.16.2023)	Kickoff return TD	12	94 by Taymon Cooke, N.C. A&T (10.7.2023)
100+ penalty yards	22	115 by UAlbany (10.22.2022)	Punt return TD	5	45 by Matthew Durrance, S. D. St. (12.9.2023)
2 fumbles lost	0	2 by LIU (9.28.2024)	2 Punt Return TDs	63	89/81 by D'Angelo Amos, JMU (10.13.2018)
3+ fumbles lost	35	3 by Rhode Island (10.23.2021)	2+ kick return TD	??	Believed to be never based on available data
Scored a safety	22	1 by UAlbany (10.22.2022)	Start game kick return TD	94	98 by Brandon Ravenel, JMU (11.21.2015)
4+ interceptions	34	4 by William & Mary (10.30.2021)	Recovered onside kick	9	New Hampshire (11.4.2023)
Forced 2 fumbles	2	2 by Towson (9.14.2024)	2-point conversion	6	Bryce Oliver, Youngstown St. (12.2.2023)
Forced 3 fumbles	12	3 by North Carolina A&T (10.7.2023)	Blocked a PAT	10	Jalen Hoyle, Stony Brook (10.28.2023)
Forced 4+ fumbles	13	5 by UAlbany (9.30.2023)	Blocked a FG	1	Dillon Fontus, Maryland (9.21.2024)
2 non-offensive TDs	65	2 punt returns by JMU (10.13.2018)	Blocked a punt	5	Matthew Durrance, S. Dak. St. (12.9.2023)
2 defensive TDs	94	2 (IR/FR) by JMU (11.21.2015)	TD on blocked FG	69	74 by Kimere Brown, Temple (9.1.2018)
Defense/ST TDs	94	3 (KOR/IR/FR) by JMU (11.21.2015)	TD on blocked punt	5	45 by Matthew Durrance, S. D. St. (12.9.2023)
Offense/ST TDs	94	2 by Brandon Ravenel (KOR, receiving), JMU (11.21.2015)	DEFENSE		
3+ TD's in a game	26	3 by Tyhier Tyler, Army West Point (9.17.2022)	10-14 tackles	3	11 by Cole Kozlowski, Colgate (9.7.2024)
RUSHING			15+ tackles	26	15 by Antwan Spencer, LIU (9.10.2022)
100-199	2	135 by Devin Matthews, Towson (9.14.2024)	5+ TFL	50	5.0 by John Daka, JMU (10.12.2019)
200-299	25	211 by Jaden Shirden, Monmouth (9.24.2022)	3+ sacks	13	3.0 by A.J. Simon, UAlbany (9.30.2023)
300+	1,207	NEVER	2+ interceptions	26	3 by Victor Nelson Jr., LIU (9.10.2022)
2 players 100+	130	Maysonet (160), Coker (107), Stony B. (11.24.2012)	3 interceptions	26	3 by Victor Nelson Jr., LIU (9.10.2022)
30+ attempts	84	33 by Khalid Abdullah, JMU (11.12.2016)	2+ fumble recoveries	34	2 by Semaj Brown, UAlbany (10.16.2021)
50-59 yard rush	19	55 by Darius Wilson, W&M (11.12.2022)	INT return TD	50	MJ Hampton, JMU (10.12.2019)
60-69 yard rush	5	66 by Isaiah Davis, S. Dak. St. (12.9.2023)	Fumble return TD	65	Troy Vincent, Towson (9.15.2018)
70-79 yard rush	2	70 by Devin Matthews, Towson (9.14.2024)			
80-89 yard rush	221	85 by Jayson Davis, URI (10.22.2005)			
90+ yard rush	243	95 by Wendall Williams, URI (10.11.2003)			
3 rushing TDs	26	3 by Tyhier Tyler, Army West Point (9.17.2022)			
4 rushing TDs	44	4 by Kevin Brown Jr., URI (3.13.2021)			
PASSING					
300-399 yards	1	328 by Billy Edwards Jr., Maryland (9.21.2024)			
400-499 yards	38	401 by Sean Clifford, Penn St. (9.25.2021)			
500+ yards	273	538 by Ricky Santos, UNH (10.2.2004)			
40-49 attempts	6	44 by Mitch Davidson, YSU (12.2.2023)			
50+ attempts	18	59 by Nolan Henderson, Delaware (11.19.2022)			
30-39 completions	18	37 by Nolan Henderson, Delaware (11.19.2022)			
40+ completions	171	42 by Pat Devlin, Delaware (11.21.2009)			
3 passing TDs	6	3 by Mitch Davidson, YSU (12.2.2023)			
4 passing TDs	38	4 by Sean Clifford, Penn State (9.25.2021)			
5 passing TDs	193	5 by Pat White, West Virginia (8.30.2008)			
6 passing TDs	233	6 by Ricky Santos, UNH (10.2.2004)			
50-59 yard pass	15	58 by Timmy McClain, UCF (9.16.2023)			
60-69 yard pass	1	61 by Tai Felton, Maryland (9.21.2024)			
70-79 yard pass	66	76 by Tom Flacco, Towson (9.15.2018)			
80-89 yard pass	38	83 by Sean Clifford, Penn State (9.25.2021)			
90-99 yard pass	168	98 by R.J. Archer, W&M (12.11.2009)			
100+ yard pass	1,207	NEVER			

VILLANOVA FOOTBALL GAME NOTES

CAREER HIGHS

TEMI AJIROTUTU

Tackles 1 at UCF (9.16.23)

DAVID AVIT

Points 6 vs. LIU (9.28.24)
Touchdowns 1 vs. LIU (9.28.24)
Rush Attempts 24 vs. LIU (9.28.24)
Rushing Yards 160 vs. LIU (9.28.24)
Rushing Touchdowns 1 vs. LIU (9.28.24)
Long Rush 20 vs. YSU (8.29.24)
Total Offense — Plays 24 vs. LIU (9.28.24)
Total Offense — Yards 160 vs. LIU (9.28.24)
All-Purpose Yards 160 vs. LIU (9.28.24)

BRENDAN BELL

All-Purpose Yards 17 at New Hampshire (11.4.23)
Interceptions 1 at New Hampshire (11.4.23)
Long INT Return 17 at New Hampshire (11.4.23)
Punt Returns 1 at UAlbany (10.16.21)
Punt Return Yards 28 at UAlbany (10.16.21)
Long Punt Return 28 at UAlbany (10.16.21)
Tackles 14 at New Hampshire (11.4.23)
Tackles For Loss 3.0 vs. Delaware (11.19.22)
Sacks 1.0 vs. Rhode Island (9.23.23)
1.0 at Delaware (11.18.23)

Pass Breakups

Forced Fumbles 1 at New Hampshire (11.4.23)
1 at South Dakota St. (12.9.23)
Fumble Recoveries 1 at LIU (9.10.22)
Quarterback Hurries 3 vs. Youngstown St. (12.2.23)
Blocked Kicks (Punt) 1 at UAlbany (10.16.21)

MICHAEL BENINCASA

Rush Attempts 1 at Juniata (10.15.22)
Rushing Yards 8 at Juniata (10.15.22)
Long Rush 8 at Juniata (10.15.22)
Pass Attempts 1 at McDaniel (9.17.22)
Total Offense - Plays 1 at McDaniel (9.17.22)
1 at Juniata (10.15.22)
Total Offense - Yards 8 at Juniata (10.15.22)
All-Purpose Yards 8 at Juniata (10.15.22)

DAMILL BOSTIC

Tackles 1 at Colgate (9.7.24)

ETHAN CARR

Pass Attempts 1 at William & Mary (11.12.22)
Total Offense - Plays 1 at W&M (11.12.22)

NOLAN CLAYTON

Receptions 1 at Colgate (9.7.24)
Receiving Yards 15 at Colgate (9.7.24)
Long Reception 15 at Colgate (9.7.24)
All-Purpose Yards 15 at Colgate (9.7.24)

CHRIS COLBY

Receptions 1 at Maryland (9.21.24)
1 vs. LIU (9.28.24)
Receiving Yards 24 at Maryland (9.21.24)
Long Reception 24 at Maryland (9.21.24)
All-Purpose Yards 24 at Maryland (9.21.24)

LUKE DALY

Receptions 2 vs. Towson (9.14.24)
Receiving Yards 45 vs. YSU (12.2.23)
Long Reception 45 vs. YSU (12.2.23)
All-Purpose Yards 45 vs. YSU (12.2.23)

ZAHMIR DAWUD

All-Purpose Yards 2 vs. YSU (8.29.24)
Interceptions 1 vs. YSU (8.29.24)
Long INT Return 2 vs. YSU (8.29.24)
Tackles 4 vs. LIU (8.29.24)
4 vs. Towson (9.14.24)
Tackles For Loss 1.0 at Colgate (9.7.24)
Forced Fumbles 1 vs. YSU (8.29.24)
Pass Breakups 1 vs. Stony Brook (10.28.23)

NEWTON ESSIEM

Tackles 1 at Colgate (9.7.24)
1 at Maryland (9.21.24)

TIMMY FURGESON

All-Purpose Yards 3 vs. LIU (9.28.24)
Tackles 8 at Army West Point (9.17.22)
Tackles For Loss 1.0 vs. Rhode Island (3.13.21)
1.0 at Maine (4.3.21)
Sacks 1.0 vs. Rhode Island (3.13.21)
1.0 at Maine (4.3.21)
Forced Fumbles 1 at Maine (4.3.21)
Fumble Recoveries 1 vs. Monmouth (9.24.22)
1 vs. LIU (9.28.24)
Long Fumble Return 3 vs. LIU (9.28.24)
Quarterback Hurries 1 vs. Bucknell (9.11.21)

ETHAN GETTMAN

Points 13 vs. Campbell (11.5.22)
Points by Kicking 13 vs. Campbell (11.5.22)
PATs Made 8 vs. Southern Conn. St. (10.8.22)
PATs Attempted 8 vs. Southern Conn. St. (10.8.22)
Field Goals Made 3 vs. Char. So. (10.15.22)
3 vs. Campbell (11.5.22)
3 at Princeton (9.23.23)
Field Goals Attempted 4 vs. Char. So. (10.15.22)
Long Field Goal 56 vs. Campbell (11.5.22)
Rush Attempts 1 at UNLV (9.2.23)
Rushing Yards -23 at UNLV (9.2.23)
Total Offense — Plays 1 at UNLV (9.2.23)
Total Offense — Yards -23 at UNLV (9.2.23)
Punts 6 at Akron (9.18.21)
6 vs. Towson (9.14.24)
Punting Yards 232 vs. Towson (9.14.24)
Long Punt 82 vs. Saint Francis (Pa.) (10.16.21)
Kickoffs 9 vs. Southern Conn. St. (10.8.22)
9 vs. Campbell (11.5.22)
Kickoff Yards 578 vs. Southern Conn. St. (10.8.22)
Kickoff Average 65.7 (7 KO) at Holy Cross (11.12.22)
Touchbacks 7 vs. Southern Conn. St. (10.8.22)

JULIAN GLANTZ

Rush Attempts 2 vs. Stony Brook (10.28.23)
Rushing Yards 9 at Maine (10.1.22)
Long Rush 9 at Maine (10.1.22)
Receptions 1 vs. Stony Brook (10.28.23)
Receiving Yards -3 vs. Stony Brook (10.28.23)
Long Reception -3 vs. Stony Brook (10.28.23)
Total Offense - Plays 2 vs. Stony Brook (10.28.23)
Total Offense 9 at Maine (10.1.22)
All-Purpose Yards 9 at Maine (10.1.22)
Tackles 1 at N.C. A&T (10.7.23)
1 vs. Elon (10.14.23)
1 vs. Stony Brook (10.28.23)

JALEN GOODMAN

Points 6 at Maine (10.1.22)
Touchdowns 6 at Maine (10.1.22)
All-Purpose Yards 81 vs. Rhode Island (9.23.23)
Interceptions 1 at Maine (10.1.22)
1 vs. Rhode Island (9.23.23)
Long INT Return 81 vs. Rhode Island (9.23.23)
INT Return TDs 1 at Maine (10.1.22)
Tackles 13 vs. Rhode Island (3.13.21)
Tackles For Loss 1.5 vs. Bucknell (9.11.21)
Forced Fumbles 1 at Maine (4.3.21)
1 vs. Monmouth (9.24.22)
Fumble Recoveries 1 vs. Rhode Island (9.23.23)
1 at South Dakota State (12.9.23)
Pass Breakups 2 at Southeastern La. (11.30.19)
Quarterback Hurries 1 at Elon (11.6.21)

JASON HALL

Kickoff Returns 1 vs. Towson (11.11.23)
Kickoff Return Yards 0 vs. Towson (11.11.23)
Long Kickoff Return 0 vs. Towson (11.11.23)
Tackles 1 vs. YSU (8.29.24)
1 at Colgate (9.7.24)

SHANE HARTZELL

All-Purpose Yards 19 at New Hampshire (11.4.23)
Interceptions 1 at New Hampshire (11.4.23)
Long INT Return 19 at New Hampshire (11.4.23)
Tackles 15 at Richmond (10.15.22)
Tackles For Loss 2.0 at Richmond (10.15.22)
2.0 vs. Delaware (11.19.22)
Sacks 1.0, 8x
Forced Fumbles 1 at LIU (9.10.22)
1 at Maryland (9.21.24)
Fumble Recoveries 1 vs. LIU (9.28.24)
Long Fumble Return 18 vs. LIU (9.28.24)
Pass Breakups 1 at UAlbany (9.30.23)
1 at Delaware (11.18.23)
1 vs. Youngstown St. (12.2.23)
Quarterback Hurries 3 vs. Youngstown St. (12.2.23)

NATE HILL

Receptions 1 vs. Rhode Island (9.23.23)
1 at Maryland (9.21.24)
Receiving Yards 6 vs. Rhode Island (9.23.23)
6 at Maryland (9.21.24)
Long Reception 6 vs. Rhode Island (9.23.23)
6 at Maryland (9.21.24)
All-Purpose Yards 6 vs. Rhode Island (9.23.23)
6 at Maryland (9.21.24)

VILLANOVA FOOTBALL GAME NOTES

CAREER HIGHS

AYDEN HOWARD

Tackles	6 at Maryland (9.21.24)
Tackles For Loss	1.5 at Lehigh (9.2.23)
Sacks	1.0 vs. YSU (8.29.24)
Pass Breakups	1 vs. Towson (11.11.23)
	1 at Colgate (9.7.24)
Quarterback Hurries	1 vs. UAlbany (10.22.22)

TURNER INGE

Tackles	5 vs. Rhode Island (9.23.23)
Tackles For Loss	2.0 vs. Rhode Island (9.23.23)
Sacks	1.0 vs. Stony Brook (10.28.23)

ANTONIO JOHNSON

Points	6 vs. Colgate (9.9.23)
Touchdowns	1 vs. Colgate (9.9.23)
Receptions	2 at Lehigh (9.2.23)
	2 vs. Elon (10.14.23)
	2 vs. Youngstown St. (12.2.23)
Receiving Yards	40 vs. Youngstown St. (12.2.23)
Receiving Touchdowns	1 vs. Colgate (9.9.2.23)
Long Reception	34 vs. Youngstown St. (12.2.23)
All-Purpose Yards	40 vs. Youngstown St. (12.2.23)
Tackles	1 at UCF (9.16.23)

COLIN KENNEDY

Tackles	3 vs. Stony Brook (10.28.23)
----------------	-------------------------------------

MIKE KENNEDY

Tackles	1, 4x
----------------	--------------

RICHIE KIMMEL

Punt Returns	1 vs. Delaware (11.19.22)
Punt Return Yards	16 vs. Delaware (11.19.22)
Long Punt Return	16 vs. Delaware (11.19.22)
All-Purpose Yards	16 vs. Delaware (11.19.22)
Interceptions	1 vs. YSU (8.29.24)
Long INT Return	0 vs. YSU (8.29.24)
Tackles	10 vs. YSU (8.29.24)
Tackles For Loss	1.5 at New Hampshire (11.4.23)
Sacks	0.5 vs. Towson (9.14.24)
Fumble Recoveries	1 at Lehigh (9.2.23)
	1 vs. YSU (8.29.24)
Long Fumble Return	1 vs. YSU (8.29.24)
Pass Breakups	2 vs. LIU (9.28.24)
Quarterback Hurries	1, 4x
Blocked Kicks (Punt)	1 vs. Delaware (11.19.22)

LUCAS KOPECKY

Receptions	1 at Maryland (9.21.24)
	1 vs. LIU (9.28.24)
Receiving Yards	9 at Maryland (9.21.24)
	9 vs. LIU (9.28.24)
Long Reception	9 at Maryland (9.21.24)
	9 vs. LIU (9.28.24)
All-Purpose Yards	9 at Maryland (9.21.24)
	9 vs. LIU (9.28.24)

DALE LAW

Tackles	1 at Lehigh (9.2.23)
	1 vs. Stony Brook (10.28.23)

DANIEL LOPES

Points	6 at William & Mary (11.12.22)
Touchdowns	1 at William & Mary (11.12.22)
Receptions	3 at Colgate (9.7.24)
Receiving Yards	42 at William & Mary (11.12.22)
Receiving Touchdowns	1 at W&M (11.12.22)
Long Reception	39 at William & Mary (11.12.22)
All-Purpose Yards	39 at William & Mary (11.12.22)
Tackles	1 at Lehigh (9.2.23)

JA'BRIEL MACE

Rush Attempts	13 vs. Towson (11.11.23)
Rushing Yards	76 vs. Towson (11.11.23)
Long Rush	28 vs. Towson (11.11.23)
Receptions	2 at Colgate (9.7.24)
Receiving Yards	35 vs. YSU (8.29.24)
Long Reception	35 vs. YSU (8.29.24)
Total Offense - Plays	13 vs. Towson (11.11.23)
Total Offense - Yards	76 vs. Towson (11.11.23)
All-Purpose Yards	77 vs. Towson (11.11.23)

TANNER MADDOCKS

Points	6 at Maryland (9.21.24)
Touchdowns	1 at Maryland (9.21.24)
Rush Attempts	2 vs. Rhode Island (9.23.23)
Rushing Yards	12 vs. Stony Brook (10.28.23)
Rushing Touchdowns	1 at Maryland (9.21.24)
Long Rush	12 vs. Stony Brook (10.28.23)
Pass Attempts	4 vs. Stony Brook (10.28.23)
	4 at Maryland (9.21.24)
Pass Completions	4 vs. Stony Brook (10.28.23)
	4 at Maryland (9.21.24)
Passing Yards	50 at Maryland (9.21.24)
Long Pass	40 vs. Stony Brook (10.28.23)
Total Offense - Plays	5 vs. Stony Brook (10.28.23)
	5 at Maryland (9.21.24)
Total Offense - Yards	58 at Maryland (9.21.24)
Punt Returns	1 vs. LIU (9.28.24)
Punt Return Yards	0 vs. LIU (9.28.24)
Long Punt Return	0 vs. LIU (9.28.24)
All-Purpose Yards	12 vs. Stony Brook (10.28.23)

CAPRI MARTIN

Tackles	5 vs. Stony Brook (10.28.23)
	5 vs. Towson (9.14.24)
Tackles For Loss	1.0 vs. Towson (9.14.24)
Sacks	1.0 vs. Towson (9.14.24)
Forced Fumbles	1 vs. Towson (9.14.24)
Quarterback Hurries	1 vs. Colgate (9.9.23)
	1 at Colgate (9.7.24)
	1 vs. Towson (9.14.24)

NIGEL MCSWEEN

Tackles	3 vs. Towson (9.14.24)
Tackles For Loss	1.0 vs. Towson (9.14.24)
Sacks	1.0 vs. Towson (9.14.24)

KENYON MILES

Receptions	2 vs. YSU (8.29.24)
	2 vs. Towson (9.14.24)
	2 at Maryland (9.21.24)
Receiving Yards	20 at UAlbany (9.30.23)
Long Reception	20 at UAlbany (9.30.23)
All-Purpose Yards	20 at UAlbany (9.30.23)

TYRELL MIMS

All-Purpose Yards	0 at LIU (9.10.22)
	0 vs. UAlbany (10.22.22)
	0 at Lehigh (9.2.23)
Interceptions	1 at LIU (9.10.22)
	1 vs. UAlbany (10.22.22)
	1 at Lehigh (9.2.23)
Long INT Return	0 at LIU (9.10.22)
	0 vs. UAlbany (10.22.22)
	0 at Lehigh (9.2.23)
Tackles	6 vs. Richmond (10.15.22)
	6 at Lehigh (9.2.23)
	6 vs. Stony Brook (10.28.23)
Tackles For Loss	1, 4x
Sacks	1.0 at N.C. A&T (10.7.23)
Fumble Recoveries	1 at Army West Point (9.17.22)
	1 at Towson (11.5.22)
Pass Breakups	2 vs. UAlbany (10.22.22)
	2 vs. Delaware (11.19.22)
Quarterback Hurries	1 at LIU (9.10.22)
Blocked Kicks (Punt)	1 vs. William & Mary (10.30.21)

KALEB MOODY

Points	6 at Columbia (11.4.23)
Touchdowns	1 at Columbia (11.4.23)
Punt Returns	1 at Columbia (11.4.23)
Punt Return Yards	24 at Columbia (11.4.23)
Long Punt Return	10 at Columbia (11.4.23)
Interceptions	2 at Columbia (11.4.23)
Long INT Return	0 at Columbia (11.4.23)
All Purpose Yards	24 at Columbia (11.4.23)
Tackles	10 vs. Brown (9.22.23)
Tackles For Loss	1.5 vs. Dartmouth (10.28.23)
Sacks	1.0 at Dartmouth (10.28.23)
Forced Fumbles	1 vs. Dartmouth (10.28.23)
Pass Breakups	2 vs. St. Thomas (Minn.) (9.16.23)
	2 vs. Penn (11.11.23)
Blocked Kicks (Punt)	2 vs. Merrimack (9.16.22)

JAMES MOTT

Pass Attempts	3 at Lehigh (9.2.23)
Pass Completions	2 at Lehigh (9.2.23)
Passing Yards	9 at Lehigh (9.2.23)
Long Pass	6 at Lehigh (9.2.23)
Total Offense - Plays	3 at Lehigh (9.2.23)
Total Offense - Yards	9 at Lehigh (9.2.23)

DANIEL MUELLER

Kickoffs	1 at Lehigh (9.2.23)
Kickoff Yards	53 at Lehigh (9.2.23)
Kickoff Average	53.0 at Lehigh (9.2.23)

IVAN MURRAY

Tackles	1 at Maryland (9.21.24)
	1 vs. LIU (9.28.24)

JORDAN NELSON

All-Purpose Yards	0 at Delaware (11.18.23)
Interceptions	1 at Delaware (11.18.23)
Long INT Return	0 at Delaware (11.18.23)
Tackles	4 vs. Stony Brook (10.28.23)
Tackles For Loss	1.0 at Lehigh (9.2.23)
Pass Breakups	1 vs. Towson (11.11.23)
Quarterback Hurries	2 vs. Lehigh (9.2.22)

VILLANOVA FOOTBALL GAME NOTES

CAREER HIGHS

OBINNA NWOBODO

Tackles	4 vs. Towson (9.14.24)
Tackles For Loss	1.0 at Delaware (11.18.23)
Sacks	0.5 vs. Towson (9.14.24)
Quarterback Hurries	1 vs. Colgate (9.9.23)
	1 vs. Towson (9.14.24)
Blocked Kicks (FG)	1 vs. Towson (9.14.24)

JOSH OLUREMI

Tackles	1, 7x
---------	-------

CHANDON PIERRE

Tackles	5 at South Dakota (10.9.21)
Tackles For Loss	1.0, 7x
Sacks	1.0 vs. Southern Illinois (2.20.21)
	1.0 at UAlbany (9.30.23)
	1.0 at N.C. A&T (10.7.23)
Forced Fumbles	1 vs. Southern Illinois (2.20.21)
Quarterback Hurries	1 vs. Missouri State (4.24.21)
	1 vs. YSU (8.29.24)

ETHAN POTTER

Kick Returns	1 vs. Delaware (11.19.22)
Kick Return Yards	24 vs. Delaware (11.19.22)
Long Kick Return	24 vs. Delaware (11.19.22)
All-Purpose Yards	1 vs. Holy Cross (12.3.21)
Interceptions	1 vs. Holy Cross (12.3.21)
Long INT Return	1 vs. Holy Cross (12.3.21)
Tackles	11 at Maine (10.1.22)
	11 at Richmond (10.15.22)
Tackles For Loss	2.5 at Richmond (10.15.22)
Sacks	0.5 at Richmond (10.15.22)
Pass Breakups	1, 10x
Forced Fumbles	1 at Towson (11.5.22)
Fumble Recoveries	1 vs. Rhode Island (10.23.21)
Quarterback Hurries	1, 5x

ISAIAH RAGLAND

Points	12 vs. LIU (9.28.24)
Touchdowns	2 vs. LIU (9.28.24)
Rush Attempts	17 vs. Towson (9.14.24)
Rushing Yards	141 vs. Towson (9.14.24)
Rushing Touchdowns	2 vs. LIU (9.28.24)
Long Rush	65 vs. Towson (9.14.24)
Receptions	2 at Colgate (9.7.24)
	2 at Maryland (9.21.24)
Receiving Yards	30 at Maryland (9.21.24)
Long Reception	24 at Maryland (9.21.24)
Total Offense - Plays	17 vs. Towson (9.14.24)
Total Offense - Yards	141 vs. Towson (9.14.24)
All-Purpose Yards	141 vs. Towson (9.14.24)

GARRETT ROGAN

Tackles	1 vs. Stony Brook (10.28.23)
---------	------------------------------

JAYLAN SANCHEZ

Points	12 at N.C. A&T (10.7.23)
	12 vs. Towson (9.14.24)
Touchdowns	2 at N.C. A&T (10.7.23)
	2 vs. Towson (9.14.24)
Rush Attempts	1 at William & Mary (11.12.22)
	1 vs. YSU (8.29.24)
	1 vs. Towson (9.14.24)
Rushing Yards	16 vs. YSU (8.29.24)
Long Rush	16 vs. YSU (8.29.24)
Receptions	6 at N.C. A&T (10.7.23)
Receiving Yards	158 at N.C. A&T (10.7.23)
Receiving Touchdowns	2 at N.C. A&T (10.7.23)
	2 vs. Towson (9.14.24)
Long Reception	68 vs. Colgate (9.9.23)
Kickoff Returns	2 at William & Mary (11.12.22)
Kickoff Return Yards	39 at W&M (11.12.22)
Long Kickoff Return	30 vs. Hampton (10.29.22)
Total Offense - Plays	1 at W&M (11.12.22)
	1 vs. YSU (8.29.24)
	1 vs. Towson (9.14.24)
Total Offense	-9 at William & Mary (11.12.22)
All-Purpose Yards	157 at N.C. A&T (10.7.23)

CHRISTIAN SAPP

Kick Returns	4 vs. Towson (9.14.24)
Kick Return Yards	64 vs. Towson (9.14.24)
Long Kickoff Return	42 vs. YSU (8.29.24)
All-Purpose Yards	64 vs. Towson (9.14.24)
Interceptions	1 at New Hampshire (11.4.23)
	1 vs. Youngstown State (12.2.23)
	1 at Colgate (9.7.24)
Long INT Return	0 at New Hampshire (11.4.23)
	0 vs. Youngstown State (12.2.23)
	0 at Colgate (9.7.24)
Tackles	6 vs. Towson (9.14.24)
Tackles For Loss	1.0, 5x
Pass Breakups	1 vs. Hampton (10.29.22)
Forced Fumbles	1 at UCF (9.16.23)

CHUCK SMITH

Tackles	8 at The Citadel (11.13.21)
Tackles For Loss	1.5 at VMI (9.23.23)
	1.5 vs. Samford (10.7.23)
Sacks	1.5 vs. Samford (10.7.23)
Pass Breakups	1 vs. Presbyterian (9.16.23)
Forced Fumbles	1 at VMI (9.25.21)
	1 vs. Mercer (10.1.22)
	1 at Furman (11.19.22)
Fumble Recoveries	1 vs. Kennesaw State (9.18.21)
	1 at VMI (9.25.21)
Quarterback Hurries	2 vs. Presbyterian (9.16.23)
	2 vs. Furman (11.18.23)

DEVIN SMITH

Points	12, 4x
Touchdowns	2, 4x
Rush Attempts	1 at Howard (11.13.21)
	1 vs. Delaware State (11.20.21)
	1 at N.C. A&T (9.9.23)
Rushing Yards	5 at N.C. A&T (9.9.23)
Long Rush	5 at North Carolina (9.9.23)
Receptions	6 at New Hampshire (9.17.22)
	6 at Richmond (11.25.23)
	6 at Colgate (9.7.24)
Receiving Yards	202 at Richmond (11.25.23)
Long Reception	91 at Richmond (11.25.23)
Receiving Touchdowns	2, 4x
Total Offense - Plays	1 at Howard (11.13.21)
	1 vs. Delaware State (11.20.21)
	1 at N.C. A&T (9.9.23)
Total Offense - Yards	5 at N.C. A&T (9.9.23)
Kick Returns	4 at Maryland (9.21.24)
Kick Return Yards	87 at Maryland (9.21.24)
Long Kick Return	30 at Howard (11.11.23)
Punt Returns	2 vs. Towson (9.14.24)
Punt Return Yards	19 vs. Towson (9.14.24)
Long Punt Return	19 vs. Towson (9.14.24)
All-Purpose Yards	220 at Richmond (11.25.23)
Tackles	1 vs. Winston-Salem (9.18.21)
	1 at South Carolina State (10.22.22)

ELI SMITH

Rush Attempts	7 at Maine (10.1.22)
	7 at William & Mary (11.12.22)
Rushing Yards	48 at William & Mary (11.12.22)
Long Rush	18 at William & Mary (11.12.22)
Receptions	1 at William & Mary (11.12.22)
Receiving Yards	2 at William & Mary (11.12.22)
Long Reception	2 at William & Mary (11.12.22)
Total Offense - Plays	7 at Maine (10.1.22)
Total Offense - Yards	48 at W&M (11.12.22)
All-Purpose Yards	50 at W&M (11.12.22)

JR STRAUSS

Tackles	2 vs. Stony Brook (10.28.23)
Tackles For Loss	1.0 at N.C. A&T (10.7.23)
Blocked Kicks (FG)	1 vs. Towson (9.14.24)

TY TRINH

All-Purpose Yards	24 at Maryland (9.21.24)
Interceptions	1 at Delaware (11.20.21)
	1 at Lehigh (9.2.23)
	1 at Maryland (9.21.24)
Long INT Return	24 at Maryland (9.21.24)
Tackles	12 at New Hampshire (11.4.23)
Tackles For Loss	2.0 at Maryland (9.21.24)
	2 at UAlbany (9.30.23)
Pass Breakups	2 vs. Elon (10.14.23)
Quarterback Hurries	1, 4x
Forced Fumbles	1 vs. Lehigh (9.2.22)
	1 vs. Delaware (11.19.22)
Fumble Recoveries	1 vs. Delaware (11.19.22)

STEPHANE VOLTAIRE

Tackles	1 at New Hampshire (11.4.23)
---------	------------------------------

VILLANOVA FOOTBALL GAME NOTES

CAREER HIGHS

CONNOR WATKINS

Points 18 vs. Rhode Island (9.23.23)
Touchdowns 3 vs. Rhode Island (9.23.23)
Rush Attempts 13 vs. Elon (10.14.2023)
13 at South Dakota State (12.9.2023)
13 vs. Towson (9.14.24)
Rushing Yards 130 vs. Hampton (10.29.22)
Rushing Touchdowns 3 vs. Rhode Island (9.23.23)
Long Rush 75 vs. Hampton (10.29.22)
Pass Attempts 31 vs. Hampton (10.29.22)
31 at UAlbany (9.30.23)
Pass Completions 18 vs. UAlbany (10.22.22)
18 at Colgate (9.7.24)
Passing Yards 361 vs. Stony Brook (10.28.23)
Passing TDs 4 at Maine (10.1.22)
4 vs. Stony Brook (10.28.23)
Long Pass 83 at Maine (10.1.22)
Total Offense - Plays 43 at UAlbany (9.30.23)
Total Offense 395 vs. Stony Brook (10.28.23)
All-Purpose Yards 130 vs. Hampton (10.29.22)
Punts 8 at Penn State (9.25.21)
Punting Yards 277 at Penn State (9.25.21)
Long Punt 50 at James Madison (10.9.21)

ISAS WAXTER

All-Purpose Yards 0 vs. Colgate (9.9.23)
0 at Delaware (11.18.23)
Tackles 7 vs. Delaware (11.23.19)
Tackles For Loss 1.0, 5x
Sacks 1.0 at Lehigh (9.4.21)
Interceptions 1 vs. Colgate (9.9.23)
1 at Delaware (11.18.23)
1 vs. Youngstown State (12.2.23)
Long INT Return 0 vs. Colgate (9.9.23)
0 at Delaware (11.18.23)
0 vs. Youngstown State (12.2.23)
Pass Breakups 2 vs. Colgate (9.9.23)
Fumble Recoveries 1 at Maryland (9.21.24)
Quarterback Hurries 1 at Lehigh (9.2.23)

JAYVONT WILLIAMS

Tackles 1 at South Dakota State (12.9.23)

ISAIAH WRIGHT

Points 6 vs. Stony Brook (10.28.23)
Touchdowns 1 vs. Stony Brook (10.28.23)
Rush Attempts 6 at Colgate (9.7.24)
Rushing Yards 29 at Colgate (9.7.24)
Rushing Touchdowns 1 vs. Stony Brook (10.28.23)
Long Rush 11 vs. YSU (8.29.24)
Total Offense — Plays 6 at Colgate (9.7.24)
Total Offense — Yards 29 at Colgate (9.7.24)
Kickoff Returns 1 vs. LIU (9.28.24)
Kickoff Return Yards 31 vs. LIU (9.28.24)
Long Kickoff Return 31 vs. LIU (9.28.24)
All-Purpose Yards 33 vs. LIU (9.28.24)

JON WYATT

Tackles 3 at Colgate (9.7.24)
Tackles For Loss 0.5 at Colgate (9.7.24)
Pass Breakups 1 at Lehigh (9.2.23)
1 vs. Stony Brook (10.28.23)



2024-25 Villanova Football
Overall Team Statistics
All games

Page 1/2
as of Sep 30, 2024

Team Statistics

	VU	OPP
Scoring	110	81
Points per game	22.0	16.2
Points Off Turnovers	20	0
First Downs	97	91
Rushing	56	28
Passing	32	55
Penalty	9	8
Rushing Yardage	952	671
Yards gained rushing	1053	740
Yards lost rushing	101	69
Rushing attempts	185	147
Average per rush	5.1	4.6
Average per game	190.4	134.2
TDs Rushing	9	5
Passing Yardage	737	981
Comp-Att-Int	64-122-0	102-163-4
Average per pass	6.0	6.0
Average per catch	11.5	9.6
Average per game	147.4	196.2
TDs Passing	5	4
Total offense	1689	1652
Total plays	307	310
Average per play	5.5	5.3
Average per game	337.8	330.4
Kick returns: #-Yards	14-300	8-150
Punt returns: #-Yards	3-19	5-43
Int returns: #-Yards	4-26	0-0
Kick return average	21.4	18.8
Punt return average	6.3	8.6
Int return average	6.5	0.0
Fumbles-Lost	2-2	5-4
Penalties-Yards	31-260	30-258
Average per game	52.0	51.6
Punts-Yards	24-978	20-881
Average per punt	40.8	44.1
Net punt average	38.3	42.1
Kickoffs-Yards	22-1333	20-1230
Average per kick	60.6	61.5
Net kick average	40.3	39.0
Time of possession / game	31:04	28:56
3rd-down conversion	23/58	20/60
3rd-down pct	40%	33%
4rd-down conversion	1/3	5/8



2024-25 Villanova Football
Overall Team Statistics
All games

Page 2/2
as of Sep 30, 2024

	VU	OPP
4rd-down pct	33%	63%
Sacks by-Yards	6-37	13-72
Misc Yards	0	0
Touchdowns scored	14	9
Field goals - attempts	4-7	6-10
On-Side kicks	1-1	0-0
Red-zone scores	(15-18) 83%	(9-14) 64%
Red-zone touchdowns	(12-18) 67%	(7-14) 50%
PAT-attempts	(14-14) 100%	(9-9) 100%
2-point conversion-attempts	(0-0) 0%	(0-0) 0%
Attendance	15751	40625
Games / Avg per game	3/5250	2/20313
Neutral site games	-	0/0

Score by Periods

Team	1st	2nd	3rd	4th	OT	TOT
Villanova	27	21	31	31	0	110
Opponents	24	13	17	27	0	81



2024-25 Villanova Football Individual Statistics All games

Page 1/2
as of Sep 30, 2024

Rushing

Player	gp	att	gain	loss	net	avg	td	lg	avg/g
Isaiah Ragland	5	55	335	5	330	6.0	4	65	66.0
David Avit	5	48	280	5	275	5.7	1	20	55.0
Connor Watkins	5	49	305	73	232	4.7	3	45	46.4
Ja'briel Mace	5	8	57	0	57	7.1	0	23	11.4
Isaiah Wright	5	13	48	8	40	3.1	0	11	8.0
Jaylan Sanchez	5	2	16	0	16	8.0	0	16	3.2
Tanner Maddocks	2	1	8	0	8	8.0	1	8	4.0
Eli Smith	1	1	4	0	4	4.0	0	4	4.0
Team	5	8	0	10	-10	-1.3	0	0	-2.0
Total	5	185	1053	101	952	5.1	9	65	190.4
Opponents	5	147	740	69	671	4.6	5	70	134.2

Passing

Player	gp	effic	comp-att-int	pct	yds	td	lg	avg/g
Connor Watkins	5	114.7	60-117-0	51.3	687	5	71	137.4
Tanner Maddocks	2	164.0	4-5-0	80.0	50	0	24	25.0
Total	5	116.7	64-122-0	52.5	737	5	71	147.4
Opponents	5	116.3	102-163-4	62.6	981	4	61	196.2

Receiving

Player	gp	no.	yds	avg	td	lg	avg/g
Devin Smith	5	18	213	11.8	3	71	42.6
Jaylan Sanchez	5	12	173	14.4	2	45	34.6
Kenyon Miles	5	7	48	6.9	0	14	9.6
Daniel Lopes	5	6	82	13.7	0	23	16.4
Isaiah Ragland	5	6	45	7.5	0	24	9.0
Luke Daly	5	5	41	8.2	0	12	8.2
Ja'briel Mace	5	5	82	16.4	0	35	16.4
Lucas Kopecky	2	2	18	9.0	0	9	9.0
Chris Colby	3	2	29	14.5	0	24	9.7
Nate Hill	2	1	6	6.0	0	6	3.0
Total	5	64	737	11.5	5	71	147.4
Opponents	5	102	981	9.6	4	61	196.2

Punt Returns

Player	no.	yds	avg	td	lg
Devin Smith	2	19	9.5	0	19
Tanner Maddocks	1	0	0.0	0	0
Total	3	19	6.3	0	19
Opponents	5	43	8.6	0	27

Interceptions

Player	no.	yds	avg	td	lg
Richie Kimmel	1	0	0.0	0	0
Ty Trinh	1	24	24.0	0	24
Christian Sapp	1	0	0.0	0	0
Zahmir Dawud	1	2	2.0	0	2
Total	4	26	6.5	0	24
Opponents	0	0	0.0	0	0

Kick Returns

Player	no.	yds	avg	td	lg
Christian Sapp	8	174	21.8	0	42
Devin Smith	5	95	19.0	0	25
Isaiah Wright	1	31	31.0	0	31
Total	14	300	21.4	0	42
Opponents	8	150	18.8	0	23

Fumble Returns

Player	no.	yds	avg	td	lg
Shane Hartzell	1	18	18.0	0	18
Timmy Furgeson	1	3	3.0	0	3
Richie Kimmel	1	1	1.0	0	1
Isas Waxter	1	0	0.0	0	0
Total	4	22	5.5	0	18
Opponents	2	0	0.0	0	0



2024-25 Villanova Football Individual Statistics All games

Page 2/2
as of Sep 30, 2024

Scoring

Player	td	fg	PAT						
			kick	rush	rcv	pass	dxp	saf	pts
Ethan Gettman	-	4-7	14-14	-	-	-	-	-	26
Isaiah Ragland	4	-	-	-	-	-	-	-	24
Connor Watkins	3	-	-	-	-	-	-	-	18
Devin Smith	3	-	-	-	-	-	-	-	18
Jaylan Sanchez	2	-	-	-	-	-	-	-	12
Tanner Maddocks	1	-	-	-	-	-	-	-	6
David Avit	1	-	-	-	-	-	-	-	6
Total	14	4-7	14-14	0	0	0	0	0	110
Opponents	9	6-10	9-9	0	0	0	0	0	81

Total Offense

Player	g	plays	rush	pass	total	avg/g
Connor Watkins	5	166	232	687	919	183.8
Isaiah Ragland	5	55	330	0	330	66.0
David Avit	5	48	275	0	275	55.0
Tanner Maddocks	2	6	8	50	58	29.0
Ja'briel Mace	5	8	57	0	57	11.4
Isaiah Wright	5	13	40	0	40	8.0
Jaylan Sanchez	5	2	16	0	16	3.2
Eli Smith	1	1	4	0	4	4.0
Team	5	0	-10	0	-10	-2.0
Total	5	307	952	737	1689	337.8
Opponents	5	310	671	981	1652	330.4

Field Goals

Player	fg	pct.	01-19	20-29	30-39	40-49	50-99	lg	blk
Ethan Gettman	4-7	57.1	0-0	1-1	2-4	1-2	0-0	42	1
Opponents	6-10	60.0	0-0	2-2	1-4	3-4	0-0	46	2

Punting

Player	no.	yds	avg	lg	tb	fc	i20	50+	blk
Ethan Gettman	22	917	41.7	62	1	10	7	3	0
Connor Watkins	2	61	30.5	31	0	0	2	0	0
Total	24	978	40.8	62	1	10	9	3	0
Opponents	20	881	44.1	65	1	8	7	4	0

FG Sequence

Team Name	Villanova	Opponents
Maryland	33,(33),(37)	(46)
Youngstown St.	(42),32	(27)
LIU	(24),41	(42)
Colgate		(39),34
Towson		(41),31,(23),48,37

Numbers in (parentheses) indicate field goal was made

Kickoffs

Player	no.	yds	avg	tb	ob	retn	net	ydl
Ethan Gettman	22	1333	60.6	5	0			
Total	22	1333	60.6	5	0	8	40.3	24
Opponents	20	1230	61.5	6	0	14	39	26

All Purpose

Player	g	rush	rcv	pr	kr	ir	total	avg/g
Isaiah Ragland	5	330	45	0	0	0	375	75.0
Devin Smith	5	0	213	19	95	0	327	65.4
David Avit	5	275	0	0	0	0	275	55.0
Connor Watkins	5	232	0	0	0	0	232	46.4
Jaylan Sanchez	5	16	173	0	0	0	189	37.8
Christian Sapp	3	0	0	0	174	0	174	58.0
Ja'briel Mace	5	57	82	0	0	0	139	27.8
Daniel Lopes	5	0	82	0	0	0	82	16.4
Isaiah Wright	5	40	0	0	31	0	71	14.2
Kenyon Miles	5	0	48	0	0	0	48	9.6
Luke Daly	5	0	41	0	0	0	41	8.2
Chris Colby	3	0	29	0	0	0	29	9.7
Ty Trinh	5	0	0	0	0	24	24	4.8
Lucas Kopecky	2	0	18	0	0	0	18	9.0
Tanner Maddocks	2	8	0	0	0	0	8	4.0
Nate Hill	2	0	6	0	0	0	6	3.0
Eli Smith	1	4	0	0	0	0	4	4.0
Zahmir Dawud	5	0	0	0	0	2	2	0.4
Team	5	-10	0	0	0	0	-10	-2.0
Total	5	952	737	19	300	26	2034	406.8
Opponents	5	671	981	43	150	0	1845	369.0



2024-25 Villanova Football
Overall Defense Statistics
All games

Page 1/1
as of Sep 30, 2024

Team Defense

			Tackles				Sacks	Pass defense			Fumbles		blkd	
##	Player	gp	ua	a	tot	tfl/yds	no-yds	int-yds	brup	qbh	fr-yds	ff	kick	saf
28	Brendan Bell	5	23	19	42	2.5-10	.	.	1	2
31	Shane Hartzell	5	18	21	39	1.5-7	1-7	.	.	3	1-18	1	.	.
34	Ethan Potter	5	15	12	27	1-0	.	.	3	1
4	Jalen Goodman	5	20	6	26	.	.	.	1
44	Richie Kimmel	5	6	19	25	0.5-4	0.5-4	1-0	2	2	1-1	.	.	.
9	Ty Trinh	5	14	7	21	4-11	.	1-24	2	2
91	Ayden Howard	5	6	9	15	1-1	1-1	.	1
7	Tyrell Mims	4	12	2	14
37	Zahmir Dawud	5	8	5	13	1.5-3	.	1-2	.	.	.	1	.	.
25	Christian Sapp	3	10	2	12	1-4	.	1-0
97	Chuck Smith	5	2	8	10	2-12	0.5-6	.	.	1
93	Capri Martin	5	3	7	10	1.5-6	1-5	.	.	2	.	1	.	.
33	Turner Inge	5	8	1	9	1-3
11	Jordan Nelson	5	3	4	7	1
98	Obinna Nwobodo	5	3	4	7	0.5-3	0.5-3	.	.	1	.	.	1	.
92	Nigel McSween	5	3	4	7	1.5-11	1.5-11
0	Isas Waxter	4	5	2	7	1-1	.	.	1	.	1-0	.	.	.
52	Chandon Pierre	3	.	3	3	1-2	.	.	.	1
55	Mike Kennedy	5	1	2	3
1	Jon Wyatt	4	1	2	3	0.5-1
38	Newton Essiem	5	2	.	2
94	Ivan Murray	4	1	1	2
53	Jason Hall	5	2	.	2
8	Kaleb Moody	5	.	1	1	.	.	.	1
36	Damill Bostic	1	1	.	1
10	JR Strauss	5	1	.
42	Timmy Furgeson	5	1-3	.	.	.
Totals		5	167	142	309	22-79	6-37	4-26	12	16	4-22	3	2	0
Opponents		5	171	120	291	22-92	13-72	0-0	6	15	2-0	2	1	0



2024-25 Villanova Football
Team Game-by-Game
All games

Page 1/1
as of Sep 30, 2024

Date	Opponent	Rushing				Receiving				Passing				Kick Returns				Punt Returns				tot			
		no.	yds	td	lg	no.	yds	td	lg	cmp	att	int	yds	td	lg	no.	yds	td	lg	no.	yds	td	lg	off	
08/29/2024	Youngstown St.	30	246	3	45	6	90	0	35	6-17-0				90	0	35	2	53	0	42	0	0	0	0	336
09/07/2024	at Colgate	32	132	2	23	18	247	2	71	18-28-0				247	2	71	2	57	0	36	0	0	0	0	379
09/14/2024	Towson	38	235	0	65	14	116	2	28	14-25-0				116	2	28	4	64	0	22	2	19	0	19	351
09/21/2024	at Maryland	32	75	1	23	16	156	1	24	16-33-0				156	1	24	4	87	0	25	0	0	0	0	231
09/28/2024	LIU	53	264	3	17	10	128	0	45	10-19-0				128	0	45	2	39	0	31	1	0	0	0	392
Villanova		185	952	9	65	64	737	5	71	64-122-0				737	5	71	14	300	0	42	3	19	0	19	1689
Opponents		147	671	5	70	102	981	4	61	102-163-4				981	4	61	8	150	0	23	5	43	0	27	1652

Villanova Averages

Games	Avg/ rush	Avg/ catch	Pass effic	KR avg	PR avg	All purpose avg/game	Total offense avg/game
5	5.1	11.5	116.7	21.4	6.3	406.8	337.8

Date	Opponent	ua	Tackles		tfl-yds	Sacks no-yds	Fumble		int-yds	Pass Defense		blkd kick	PAT attempts			off		
			a	total			ff	fr-yds		qbh	brup		kick	rush	rcv	saf	t/o	pts
08/29/2024	Youngstown St.	41	28	69	5.0-15	1-1	1	1-1	2-2	3	2	0	3-3	0	0	0	3	24
09/07/2024	at Colgate	36	22	58	5.0-21	1-12	0	0-0	1-0	3	2	0	4-4	0	0	0	0	28
09/14/2024	Towson	25	58	83	4.0-21	3-17	1	0-0	0-0	8	4	2	2-2	0	0	0	0	14
09/21/2024	at Maryland	44	20	64	7.0-17	1-7	1	1-0	1-24	0	1	0	2-2	0	0	0	3	20
09/28/2024	LIU	21	14	35	1.0-5	0-0	0	2-21	0-0	2	3	0	3-3	0	0	0	14	24
Villanova		167	142	309	22.0-79	6-37	3	4-22	4-26	16	12	2	14-14	0	0	0	20	110
Opponents		171	120	291	22.0-92	13-72	2	2-0	0-0	15	6	1	9-9	0	0	0	0	81

Date	Opponent	Punting								Field Goals				Kickoffs			
		no.	yds	avg	long	blkd	tb	fc	50+	i20	md-att	long	blkd	no.	yds	avg	tb ob
08/29/2024	Youngstown St.	3	138	46.0	62	0	0	2	1	2	1-2	42	0	5	302	60.4	0 0
09/07/2024	at Colgate	6	250	41.7	48	0	1	4	0	2	0-0	0	0	5	317	63.4	1 0
09/14/2024	Towson	7	262	37.4	49	0	0	2	0	3	0-0	0	0	3	185	61.7	0 0
09/21/2024	at Maryland	4	172	43.0	55	0	0	1	2	0	2-3	37	1	4	237	59.3	2 0
09/28/2024	LIU	4	156	39.0	45	0	0	1	0	2	1-2	24	0	5	292	58.4	2 0
Villanova		24	978	40.8	62	0	1	10	3	9	4-7	42	1	22	1333	60.6	5 0
Opponents		20	881	44.1	65	0	1	8	4	7	6-10	46	2	20	1230	61.5	6 0



2024-25 Villanova Football
Opponents Game-by-Game
All games

Page 1/1
as of Sep 30, 2024

Date	Opponent	Rushing				Receiving				Passing				Kick Returns				Punt Returns				tot			
		no.	yds	td	lg	no.	yds	td	lg	cmp	att	int	yds	td	lg	no.	yds	td	lg	no.	yds	td	lg	off	
08/29/2024	Youngstown St.	40	169	1	17	18	152	1	18	18-25-2				152	1	18	5	101	0	23	0	0	0	0	321
09/07/2024	at Colgate	26	86	0	25	24	178	0	36	24-42-1				178	0	36	1	16	0	16	0	0	0	0	264
09/14/2024	Towson	31	161	0	70	20	233	1	35	20-38-0				233	1	35	2	33	0	18	2	18	0	12	394
09/21/2024	at Maryland	30	159	3	20	29	338	2	61	29-34-1				338	2	61	0	0	0	0	1	27	0	27	497
09/28/2024	LIU	20	96	1	25	11	80	0	18	11-24-0				80	0	18	0	0	0	0	2	-2	0	0	176
Opponents		147	671	5	70	102	981	4	61	102-163-4				981	4	61	8	150	0	23	5	43	0	27	1652
Villanova		185	952	9	65	64	737	5	71	64-122-0				737	5	71	14	300	0	42	3	19	0	19	1689

Opponents Averages

Games	Avg/ rush	Avg/ catch	Pass effic	KR avg	PR avg	All purpose avg/game	Total offense avg/game
5	4.6	9.6	116.3	18.8	8.6	369.0	330.4

Date	Opponent	ua	Tackles		tfl-yds	Sacks no-yds	Fumble		Pass Defense			blkd kick	PAT attempts			off		
			a	total			ff	fr-yds	int-yds	qbh	brup		kick	rush	rcv	saf	t/o	pts
08/29/2024	Youngstown St.	27	10	37	2.0-13	2-13	0	0-0	0-0	3	1	0	2-2	0	0	0	0	17
09/07/2024	at Colgate	27	32	59	4.0-22	2-19	0	0-0	0-0	3	2	0	0-0	0	0	0	0	3
09/14/2024	Towson	31	42	73	5.0-10	3-8	2	2-0	0-0	6	0	0	1-1	0	0	0	0	13
09/21/2024	at Maryland	38	16	54	6.0-33	3-21	0	0-0	0-0	2	2	1	5-5	0	0	0	0	38
09/28/2024	LIU	48	20	68	5.0-14	3-11	0	0-0	0-0	1	1	0	1-1	0	0	0	0	10
Opponents		171	120	291	22.0-92	13-72	2	2-0	0-0	15	6	1	9-9	0	0	0	0	81
Villanova		167	142	309	22.0-79	6-37	3	4-22	4-26	16	12	2	14-14	0	0	0	20	110

Date	Opponent	Punting								Field Goals				Kickoffs			
		no.	yds	avg	long	blkd	tb	fc	50+	i20	md-att	long	blkd	no.	yds	avg	tb ob
08/29/2024	Youngstown St.	2	110	55.0	65	0	0	1	1	2	1-1	27	0	4	236	59.0	2 0
09/07/2024	at Colgate	6	279	46.5	60	0	0	3	1	1	1-2	39	0	2	128	64.0	0 0
09/14/2024	Towson	5	211	42.2	57	0	0	1	1	2	2-5	41	2	4	239	59.8	0 0
09/21/2024	at Maryland	1	39	39.0	39	0	1	0	0	0	1-1	46	0	7	445	63.6	3 0
09/28/2024	LIU	6	242	40.3	51	0	0	3	1	2	1-1	42	0	3	182	60.7	1 0
Opponents		20	881	44.1	65	0	1	8	4	7	6-10	46	2	20	1230	61.5	6 0
Villanova		24	978	40.8	62	0	1	10	3	9	4-7	42	1	22	1333	60.6	5 0



2024-25 Villanova Football
Team Game-by-Game Comparison
All games

Page 1/1
as of Sep 30, 2024

		First Downs				Rushing	Passing		Total Offense	Return	Turn-
Opponent	Score	Total	Rush	Pass	Pen	Number-Yards	Comp-Att.-Int	Yards	Plays-Yards	Yards	Overs
Youngstown St.	24-17	15 / 21	11 / 9	3 / 12	1 / 0	30-246 / 40-169	6-17-0 / 18-25-2	90 / 152	47-336 / 65-321	56 / 101	0 / 3
Colgate	28-3	20 / 18	9 / 5	10 / 10	1 / 3	32-132 / 26-86	18-28-0 / 24-42-1	247 / 178	60-379 / 68-264	57 / 16	0 / 1
Towson	14-13	20 / 17	12 / 5	7 / 10	1 / 2	38-235 / 31-161	14-25-0 / 20-38-0	116 / 233	63-351 / 69-394	83 / 51	2 / 0
Maryland	20-38	20 / 25	8 / 6	7 / 19	5 / 0	32-75 / 30-159	16-33-0 / 29-34-1	156 / 338	65-231 / 64-497	111 / 27	0 / 2
LIU	24-10	22 / 10	16 / 3	5 / 4	1 / 3	53-264 / 20-96	10-19-0 / 11-24-0	128 / 80	72-392 / 44-176	60 / -2	0 / 2
Totals	110-81	97 / 91	56 / 28	32 / 55	9 / 8	185-952 / 147-671	64-122-0 / 102-163-4	737 / 981	307-1689 / 310-1652	367 / 193	2 / 8

Opponents	3rd Down Conversion	4th Down Conversion	Time of Possession	TOP Margin	Avg Yds/Rush	Avg Yds/Pass	Avg Yds/Play	Punting Number-Avg	Penalties Number-Yards	Sacks
Youngstown St.	3-9 / 4-10	0-0 / 2-3	23:48 / 36:12	-12:24	8.2 / 4.2	5.3 / 6.1	7.1 / 4.9	3-46.0 / 2-55.0	4-30.0 / 4-30.0	1 / 2
Colgate	4-10 / 3-14	0-0 / 1-3	29:09 / 30:51	-01:42	4.1 / 3.3	8.8 / 4.2	6.3 / 3.9	6-41.7 / 6-46.5	7-60.0 / 2-14.0	1 / 2
Towson	5-12 / 5-17	0-0 / 1-1	33:03 / 26:57	06:06	6.2 / 5.2	4.6 / 6.1	5.6 / 5.7	7-37.4 / 5-42.2	7-65.0 / 8-50.0	3 / 3
Maryland	4-13 / 7-10	1-2 / 1-1	32:16 / 27:44	04:32	2.3 / 5.3	4.7 / 9.9	3.6 / 7.8	4-43.0 / 1-39.0	3-15.0 / 8-89.0	1 / 3
LIU	7-14 / 1-9	0-1 / 0-0	37:05 / 22:55	14:10	5.0 / 4.8	6.7 / 3.3	5.4 / 4.0	4-39.0 / 6-40.3	10-90.0 / 8-75.0	0 / 3
Totals	23-58 / 20-60	1-3 / 5-8	155:21 / 144:39	10:42	5.1 / 4.6	6.0 / 6.0	5.5 / 5.3	24-40.8 / 20-44.1	31-260.0 / 30-258.0	6 / 13

Note: Game totals are displayed in the format TEAM/OPPONENT for each category