

VILLANOVA FOOTBALL GAME NOTES

GAMEDAY

Date	September 16, 2023
Time	6:30 PM
Stadium	FBC Mortgage Stadium
Capacity	44,206

LIVE COVERAGE

TV

Big 12 Now on ESPN+
Drew Fellios (Play By Play)
Forrest Conoly (Analyst)

RADIO

Villanova Sports Radio Network
AM 1480, FM 102.5, FM 104.1 (Trenton)
Ryan Fannon (Play By Play)
Kevin Reilly (Analyst)

ALL-TIME SERIES

UCF LEADS 1-0

First Meeting	2006
First Villanova Win	—
First UCF Win	2006 (35-16)

Last Meeting	2006
Last Villanova Win	—
Last UCF Win	2006 (35-16)

Mark Ferrante vs. UCF	0-0
Gus Malzahn vs. Villanova	0-0

at Villanova	0-0
at UCF	0-1

Current Streak	L1 (2006)
Longest Streak	L1 (2006)

ON THE INSIDE

Media Information/Quick Facts	2
Game Notes	3-6
Miscellaneous Stats/Wildcats in the NFL	7
Complete Student-Athletes	8
Mark Ferrante/Villanova Coaching Staff	9-10
Villanova Roster	11
Depth Charts (Villanova-UCF)	12-13
Opponents at a Glance	14
Villanova Players to Watch	15-18
Villanova Defense	19-20
Miscellaneous Stats	21-25
Last Time It Happened	26-27
Career Highs	28-31
Statistics	32-40

THE MATCHUP



VILLANOVA

NicknameWildcats
ConferenceCAA Football
Record2-0 (0-0 CAA)
Stats Perform FCS Poll#24
AFCA FCS Coaches Pollrv
Head CoachMark Ferrante
Career Record39-26
Villanova Record39-26
LocationVillanova, Pa.
Founded1842
Enrollment6,584
ColorsBlue and White



UCF

NicknameKnights
ConferenceBig 12
Record2-0 (0-0 Big 12)
AP Top 25 Polln/a
AFCA Coaches Pollrv
Head CoachGus Malzahn
Career Record97-47
UCF Record20-9
LocationOrlando, Fla.
Founded1963
Enrollment68,442
ColorsBlack and Gold

VILLANOVA SCHEDULE

Date	Opponent	Location	Time/Result	Attendance
9.2	@ Lehigh	Bethlehem, Pa.	W, 38-10	4,360
9.9	Colgate	Villanova, Pa.	W, 42-19	5,101
9.16	@ UCF	Orlando, Fla.	6:30 PM	ESPN3
9.23	Rhode Island (*)	Villanova, Pa.	2:00 PM	FloSports
9.30	@ UAlbany (*)	Albany, N.Y.	3:30 PM	FloSports
10.7	@ North Carolina A&T (*)	Greensboro, N.C.	4:00 PM	FloSports
10.14	Elon (*)	Villanova, Pa.	1:00 PM	FloSports
10.28	Stony Brook (*)	Villanova, Pa.	2:00 PM	FloSports
11.4	@ New Hampshire (*)	Durham, N.H.	1:00 PM	FloSports
11.11	Towson (*)	Villanova, Pa.	1:00 PM	FloSports
11.18	@ Delaware (*)	Newark, Del.	1:00 PM	FloSports

TODAY'S GAME

■ Villanova travels to UCF this week to play an FBS opponent for the 26th time since becoming an FCS program in 1985.

■ Villanova is 4-21 in its previous contests versus FBS opponents. Three of the last six losses have come by a total of nine points, while 10 of the 25 games have been decided by a touchdown or less.

■ The wins against FBS foes came against Rutgers in 2002 (37-19) and at Temple in 2003 (23-20), 2009 (27-24) and 2018 (19-17).

■ This week's trip to Florida is the 12th in Villanova Football history and the first since a 2006 game at UCF. The Wildcats are 4-7 in their previous travels to the Sunshine State, with the last win in 1971 at Tampa.

■ In last week's game against Colgate fifth year quarterback **Connor Watkins** set a school record for the fewest completions in a 300-yard passing game. He was 8-of-11 through the air for 310 yards and two scores to go along with rushing for 15 yards and two touchdowns of his own.

VILLANOVA FOOTBALL GAME NOTES

QUICK FACTS

Villanova University	
Location	Villanova, Pa.
Founded	1842
Enrollment	6,584
President	Rev. Peter M. Donohue, O.S.A.
Athletic Director	Mark Jackson
Colors	Blue and White
Nickname	Wildcats

Athletics History

Team National Championships	21
Individual National Champions	120
Team Conference Championships	129

Villanova Football

Affiliation	FCS
Conference	CAA Football
First Year	1894
All-Time Record	651-499-41 (.564)
Bowl Games	5
FCS Playoff Appearances	14
Last Playoff Appearance	2021
National Championships	1

Head Coach

Head Coach	Mark Ferrante
Years at Villanova	35
Years as Head Coach	Sixth Season
Career Record	39-26 (.600)

Stadium

Stadium	Villanova Stadium
Capacity	12,000
Surface	Astroplay (artificial grass)
Press Box Phone	610-519-5290
All-Time Record	257-112-5 (.695)

Award Winners

Walter Payton Awards	3
Jerry Rice Awards	1
All-Americans	28
Major Confence Awards	20
All-Conference Honorees	285
Academic All-Americans	14
CAA Football Scholar-Athletes of the Year	4
Academic All-Conference Honorees	721

2023 Team Information

Offensive Formation	Multiple
Defensive Formation	Multiple
Letterwinners Returning	67
Letterwinners Lost	22
Offensive Starters Returning/Lost	8/3
Defensive Starters Returning/Lost	8/3
Specialists Returning/Lost	3/3
2022 Overall Record	6-5
2022 Conference Record	4-4

VILLANOVA MEDIA RELATIONS

FOOTBALL CONTACT

Dean Kenefick

Senior Associate AD/Communications

E: dean.kenefick@villanova.edu

P: 610-308-4395

SECONDARY CONTACT

David Berman

Assistant AD/Communications

E: david.berman@villanova.edu

P: 860-490-6398

2022 BROADCAST SCHEDULE

FloSports

September 9 — Colgate

September 23 — Rhode Island

September 30 — @ UAlbany

October 7 — @ North Carolina A&T

October 14 — Elon

October 28 — Stony Brook

November 4 — @ New Hampshire

November 11 — Towson

November 18 — @ Delaware

ESPN+

September 2 - @ Lehigh

ESPN3

September 16 — @ UCF

RADIO BROADCASTS

Villanova Sports Radio Network

All Villanova regular season and postseason contests will be broadcast on the Villanova Sports Radio Network on the iHeart app. Games will air locally on AM 1480 and FM 102.5, along with FM 104.1 in Trenton.

Ryan Fannon (Play By Play)

Kevin Reilly (Analyst)

CAA MEDIA TELECONFERENCE

Villanova head coach **Mark Ferrante** will take part in the CAA Football virtual press conference via Zoom with members of the media on Mondays at 11 a.m. Media representatives wishing to participate in the press conference should contact **Rob Washburn** in the CAA Football office for the relevant information. The press conference will also be recorded and distributed to media members on Monday afternoons.

FOOTBALL SOCIAL MEDIA

WEBSITEwww.villanova.com

X.....@novafootball

INSTAGRAM.....@novafootball

FACEBOOKvufootball

MEDIA INFORMATION

WEBSITE

Press releases, statistics, game notes and postgame coverage - including quotes from press conferences - will be available online at villanova.com/football.

MEDIA AVAILABILITY

Members of the media who wish to attend a Villanova practice or interview a football student-athlete on a non-game day must contact **Dean Kenefick** in advance by email (dean.kenefick@villanova.edu) or phone (610-519-6514).

CREDENTIALS

Requests for credentials to cover Villanova home games should be made to **Dean Kenefick** at least one week before the game.

PHOTOS

All requests for photos of Villanova football student-athletes and coaches for use in the media should be directed by email to **David Berman** in media relations (david.berman@villanova.edu).

VILLANOVA FOOTBALL GAME NOTES

HONORS AND ACCOLADES

TD AYO-DUROJAIYE (Fifth Year, RB)

2021

- CAA Third Team Defense (Special Teams)

MICHAEL CORBI (Sixth Year, OL)

2023

- CAA Football Preseason All-Conference Team

2022

- CAA Football Second Team Offense

2021

- CAA Football First Team Offense
- CAA Preseason All-Conference Team

2020

- CAA First Team Offense

JALEN GOODMAN (Fifth Year, DB)

2023

- CAA Football Preseason Honorable Mention

JAARON HAYEK (Fifth Year, WR)

2023

- CAA Football Preseason All-Conference Team

2022

- CAA Football First Team Offense
- CAA Offensive Player of the Week (10.3)

2021

- CAA Third Team Offense

MATTHEW MERCURIO (Sixth Year, K)

2023

- CAA Football Preseason Honorable Mention

2022

- CAA Football Third Team Offense

RAYJUON PRINGLE (Fifth Year, WR)

2021

- CAA Football Second Team Offense

2020

- CAA Second Team Offense
- CAA Offensive Player of the Week (3.8)

VILLANOVA NOTES

CATCHING UP WITH THE 'CATS

◆ Villanova enters play this week with a 2-0 record after defeating a pair of Patriot League opponents in its first two games of the season. In last week's home opener the Wildcats defeated Colgate (42-19), while in the season opener a week earlier Villanova tallied a win over Lehigh (38-10). **This is the fifth straight Fall season in which the Wildcats have begun the year with a 2-0 record.**

◆ **Since the start of the 2019 season the Wildcats are 8-0 in night games.** Last week's win over Colgate and this week's game at UCF are the only two night games on Villanova's regular season schedule this year.

◆ Villanova's streak of seven consecutive wins in season openers is tied for the fourth-longest active streak among all FCS programs. **Under seventh-year head coach Mark Ferrante, the Wildcats are undefeated in season openers (7-0) and 17-7 (.708) during the month of September.**

FBS FODDER

◆ Villanova is playing an FBS opponent for the 16th time in the last 18 years with this Saturday's game. The contest will be the 26th overall against an FBS opponent since the Wildcats became an FCS program in 1985.

◆ 10 of the previous 25 games between Villanova and FBS opponents have been decided by seven points or fewer. **Three of the Wildcats last six losses to FBS foes have come by a total of nine points.** Those close defeats were against Temple (16-13) in 2017, Connecticut (20-15) in 2015 and Syracuse in 2014 (27-26 in double overtime).

◆ Villanova is 4-21 overall in its previous matchups against FBS opponents and tallied its most recent win in the 2018 season opener against Temple (19-17). The other victories came against Rutgers in 2002 (37-19), Temple in 2003 (23-20, overtime) and Temple in 2009 (27-24).

◆ Villanova has not played a game against a Big 12 opponent since becoming an FCS team in 1985. However, the Wildcats used to play against Big 8 and Southwest Conference foes in the preceding decades, most recently in 1971 against Houston (Southwest) and in 1956 versus Iowa State (Big 8).

◆ Entering this season, CAA Football programs had defeated an FBS opponent at least once in 12 of the past 15 seasons. That includes last year when Delaware defeated Navy (14-7) and William & Mary topped Charlotte (41-24).

SUNSHINE STATE OF MIND

◆ Villanova and UCF have played each other just once before, during the 2006 season when the Knights posted a 35-16 win in Orlando in the season opener for both teams. The Wildcats would go on to finish that season with a 6-5 record that season while UCF went 4-8.

◆ Villanova is traveling to the state of Florida for the 12th time and is 4-7 in its previous trip to the Sunshine State. The Wildcats trip to UCF in 2006 is the only game Villanova has played in the state of Florida since becoming an FCS program in 1985.

◆ Villanova's previous trips to the state have been to Florida (1941, 1946), Florida State (1954, 1955) Miami (1948, 1950, 1957), Tampa (1971, 1973, 1974) and UCF (2006). The four Wildcats victories in the state came in 1941 and 1946 against the Gators, 1948 at Miami and in 1971 versus Tampa.

VILLANOVA FOOTBALL GAME NOTES

VILLANOVA NOTES

RECORD-SETTING EFFICIENCY

◆ In last week's win over Colgate fifth year quarterback **Connor Watkins** became the first player in Villanova history to throw for over 300 yards on fewer than 10 completions. Watkins was 8-of-11 through the air for 310 yards and two touchdowns while averaging an incredible 38.75 yards per completion in the 42-19 win.

◆ Watkins completed three passes of 60 yards or longer in the record-setting performance, with five of his passes going for 43 yards or longer. He threw a 67-yard touchdown pass to fifth year wide receiver **Rayjuon Pringle**, who also hauled in catches of 51 yard and 43 yards. Sophomore wide receiver **Jaylan Sanchez** recorded receptions of 68 yards and 60 yards.

◆ Prior to Watkins' performance last week the school record for fewest completions in a 300-yard game was more than double Villanova's eight pass completions against Colgate. During the 2019 season *Daniel Smith* threw for 378 yards on 17 completions (17-of-24, 378 yards, 5 TD) against Delaware.

◆ Watkins' average of 38.75 yards per completion last week would have set the FCS record for a single game if he had enough completions to qualify for the NCAA minimum standard. The official record for an FCS game is 28.5 yards per completion (17 completions for 485 yards) by Kendrick Nord of Grambling against Alcorn on September 3, 1994.

STATISTICAL ODDITY

◆ **Connor Watkins'** longest pass in last week's game against Colgate was for 75 yards, but Villanova's longest reception in the game was for 68 yards. Midway through the second quarter the Wildcats had a 3rd-and-11 play from their own 24-yard line. Watkins looked short right to sophomore receiver **Jaylan Sanchez**, who caught the pass but eventually fumbled at the Colgate 10-yard line after a gain of 66 yards. Fifth year receiver **Rayjuon Pringle** recovered the loose ball at the 8-yard line and kept the play alive until he was brought down at the 1-yard line. Sanchez was credited with 68 yards and Pringle with seven yards.

CENTURY MARK RECEIVERS

◆ Fifth year wide receiver **Rayjuon Pringle** recorded the seventh 100-yard receiving game of his career with three receptions for 168 yards and a touchdown last week, while sophomore receiver **Jaylan Sanchez** had two catches for 128 yards to notch his first career 100-yard game. The two players accounted for 296 yards on just five catches in the 42-19 win over Colgate.

◆ Prior to last week the most recent game in which Villanova had two 100-yard receivers was on September 15, 2018 against Towson when *Jarrett McClenton* (114) and *Ryan Bell* (103) each topped the century mark.

◆ Before last week there had only been one Villanova game in the last 25 years in which two players each topped 120 receiving yards in the same game. That was on November 23, 2002 against Delaware when *Brian White* had 11 catches for 165 yards and *Cameron Cross* recorded 11 receptions for 121 yards.

◆ The last Villanova game in which two players combined for more than the 296 yards that Pringle and Sanchez teamed up for was on November 23, 2019 against Delaware when *Changa Hodge* had 236 yards and *Zac Kerxton* accounted for 61 yards - their combined total was 297 yards on 13 catches for the day.

MORE ON WATKINS

◆ Last week **Connor Watkins** recorded his first career game with at least two passing and rushing touchdowns in the same contest. He rushed 10 times for a net total of 15 yards and two scores to go along with his record-setting passing performance (8-of-11, 310 yards, 2 TD). The last Villanova quarterback with two or more passing and rushing touchdowns in a game was *Daniel Smith* who recorded three touchdown passes and two rushing touchdowns against Elon on November 6, 2021.

CAA FOOTBALL

Standings (Top 25)	CAA	Overall
William & Mary (4/4)	1-0	2-0
Delaware (19/19)	1-0	1-1
Monmouth	1-0	1-1
Rhode Island (22/22)	1-0	1-1
Villanova (rv/)	0-0	2-0
Hampton (/rv)	0-0	1-1
New Hampshire (11/11)	0-0	1-1
UAlbany (rv/)	0-0	1-2
Elon (rv/rv)	0-0	0-2
Maine	0-0	0-2
North Carolina A&T	0-0	0-2
Richmond (rv/rv)	0-0	0-2
Campbell (/rv)	0-1	1-1
Towson	0-1	0-2
Stony Brook	0-2	0-2
TOTAL		11-20

WEEK 3 SCHEDULE

Saturday, September 16

Villanova at UCF	6:30 PM
Campbell at Monmouth (*)	1:00 PM
Delaware State at Richmond	3:30 PM
Rhode Island at Maine (*)	3:30 PM
Hampton at Howard	3:30 PM
William & Mary at Charleston Southern	4:00 PM
Towson at Morgan State	6:00 PM
Dartmouth at New Hampshire	6:00 PM
Saint Francis at Delaware	6:00 PM
North Carolina A&T at Elon (*)	6:00 PM
Stony Brook at Arkansas State	7:00 PM

WEEK 2 RESULTS

Friday, September 8

Rhode Island 35, Stony Brook 14 (*)

Saturday, September 9

Villanova 42, Colgate 19
Monmouth 42, Towson 23 (*)
Penn State 63, Delaware 7
Central Michigan 45, New Hampshire 42
Campbell 56, The Citadel 7
North Dakota State 44, Maine 7
Michigan State 45, Richmond 14
Gardner-Webb 34, Elon 27
William & Mary 23, Wofford 6
Norfolk State 31, Hampton 23
North Carolina Central 30, NC A&T 16
Hawaii 31, UAlbany 20

VILLANOVA FOOTBALL GAME NOTES

TEAM COMPARISON

TALE OF THE TAPE

Villanova	CATEGORY	UCF
40.0	Scoring Offense	37.0
14.5	Scoring Defense	11.0
33	First Downs	55
28	First Downs Allowed	37
218.0	Rushing Yards/Game	323.5
55.5	Rushing Defense/Game	133.5
219.0	Passing Yards/Game	303.0
215.5	Passing Defense/Game	178.0
437.0	Total Offense/Game	626.5
271.0	Total Defense/Game	311.5
12.4	Kick Return Average	25.0
-1.0	Punt Return Average	5.0
3-18-0	Interception Returns	2-1-0
11-96	Penalties-Yards	11-95
31:44	Time of Possession	29:44
33%	3rd Down Offense	59%
25%	3rd Down Defense	42%
100%	4th Down Offense	50%
50%	4th Down Defense	50%
100% (7-7)	Red Zone Offense	67% (8-12)
80% (4-5)	Red Zone Defense	100% (1-1)
3-1	Fumbles-Lost	1-1
+2	Turnover Margin	-3
100% (1-1)	Field Goals	100% (4-4)
100% (11-11)	PATs	100% (8-8)
4-27	Team Sacks	6-31
5-29	Sacks Allowed	2-12

PASSING LEADERS

Villanova	CMP	ATT	INT	YDS	TD
Watkins	21	34	1	429	4
TEAM	23	37	1	438	4

UCF	CMP	ATT	INT	YDS	TD
Plumlee	38	54	4	553	3
TEAM	41	59	4	606	3

RUSHING LEADERS

Villanova	G	ATT	YDS	AVG	TD
Jackson	2	20	201	10.1	3
Barlee	2	17	156	9.2	2
Ayo-Durojaiye	2	15	58	3.9	0
TEAM	2	72	436	6.1	7

UCF	G	ATT	YDS	AVG	TD
Plumlee	2	19	163	8.6	1
Richardson	2	23	162	7.0	0
Harvey	2	25	154	6.2	2
TEAM	2	87	647	7.4	6

RECEIVING LEADERS

Villanova	G	REC	YDS	AVG	TD
Pringle	2	6	208	34.7	3
Sanchez	2	4	153	38.3	0
TEAM	10	123	1935	15.7	16

UCF	G	REC	YDS	AVG	TD
Hudson	2	9	178	19.8	0
Baker	2	8	132	16.5	0
TEAM	2	41	606	14.8	3

DEFENSIVE LEADERS

Villanova	TACK	TFL	SACK	INT	FF-FR
Hartzell	14	1.0-8	1.0-8	0-0	0-0
Marshall	9	1.0-3	0.0-0	0-0	0-0
TEAM	120	13-49	4-27	3-18	1-1

UCF	TACK	TFL	SACK	INT	FF-FR
Celiscar	14	1.5-3	0.0-0	0-0	0-0
Yates	13	1.0-1	0.0-0	0-0	0-0
TEAM	124	15-53	6-31	2-1	0-0

VILLANOVA NOTES

LOOKING DOWNFIELD

◆ Since the start of the 2022 season **Connor Watkins** has recorded 20 pass completions for 40 yards or longer. That represents more than 13 percent (20 of 149) of his total number of completions since becoming the Wildcats starter under center. In 13 career starts, Watkins is 149-of-267 (55.8%) through the air for 2,486 yards with 20 touchdowns and 12 interceptions. Watkins' tally of long completions is as follows...

Connor Watkins Passing Breakdown (2022 and 2023 Seasons)

8 completions of 40-49 yards

3 completions of 50-59 yards

6 completions of 60-69 yards

1 completion of 70-79 yards

2 completions of 80-89 yards

VILLANOVA LEADERBOARD

◆ Fifth year receiver **Rayjuon Pringle** moved into the top-15 in school history for career receiving yards with his 168-yard performance last week. Pringle ranks 15th in the Wildcats record book with 1,760 yards. Next up ahead of him in 14th place is *Norman White* (2009-12) with 1,781 yards.

Villanova Career Receiving Leaders

11. Brian White (1999-02)	2,122
12. Brandyn Harvey (2006-09)	1,835
13. Poppy Livers (2011-14)	1,792
14. Norman White (2008-12)	1,781
15. Rayjuon Pringle (2019-)	1,760

◆ There are 41 players in school history who have rushed for over 1,000 yards and three of them are on the Wildcats current roster. The trio includes sixth year running back **Jalen Jackson** along with fifth year players **DeeWil Barlee** and **TD Ayo-Durojaiye**. They have a combined 4,772 rushing yards and 38 touchdowns between them. Barlee is the leader of the three with 1,785 career yards while Jackson leads the way with 20 rushing touchdowns.

Villanova Career Rushing Leaders

12. Pat Kennedy (1988-91)	1,950
13. Ralph Pasquariello (1946-49)	1,815
14. Matt Szczur (2007-10)	1,803
15. Pat O'Brien (1977-80)	1,792
16. DeeWil Barlee (2019-)	1,785
17. Jalen Jackson (2018-)	1,768
30. Joe Rogers (1946-)	1,221
31. TD Ayo-Durojaiye (2019-)	1,219

VILLANOVA VERSUS FCS RANKED OPPONENTS

Villanova...	All-Time (since 1985)	Mark Ferrante Era	2022 Season
vs. Top 25	67-80 (.456)	9-10	0-2
vs. No. 1 Team	3-6 (.333)	0-1	0-0
vs. 1-5	18-13 (.581)	2-2	0-0
vs. 1-10	27-34 (.443)	2-6	0-1
vs. 11-15	14-15 (.483)	2-0	0-0
vs. 16-20	13-15 (.464)	3-1	0-0
vs. 21-25	13-16 (.448)	2-3	0-1
VU Ranked	52-50 (.510)	6-7	0-1
VU Unranked	15-30 (.333)	2-3	0-1
Home	41-29 (.586)	4-3	0-0
Away	25-51 (.329)	5-7	0-2
Conference	49-70 (.412)	6-9	0-2
Non-Conference	18-10 (.643)	3-1	0-0

VILLANOVA FOOTBALL GAME NOTES

VILLANOVA NOTES

FIRST CAREER POINTS FOR ANTONIO JOHNSON

◆ Sophomore tight end **Antonio Johnson** caught his first career touchdown pass last week against Colgate when he snagged a one-yard pass from **Connor Watkins** for a Villanova score in the third quarter. It was his only reception of the game and just the third of his career. Johnson appeared in 10 games as a backup tight end in his redshirt freshman campaign a year ago but did not record a statistic. This year he has started one of the two Wildcats games and has three receptions for 12 yards and the one score.

DEFENSIVE DOINGS

◆ Villanova has turned in two outstanding defensive performances in its first two games of the season against Lehigh and Colgate. In the two games the Wildcats have forced four turnovers and limited their opponents to a total of just 111 rushing yards. Villanova currently ranks fourth in the FCS in rushing defense (55.5) and is fifth in the country in fewest first downs allowed (28).

◆ Villanova forced three turnovers in its season opener against Lehigh and turned the ensuing possessions into 21 points off turnovers in a 38-10 victory. Last season the Wildcats forced as many as three turnovers in a game just once and scored just 35 points off turnovers all year. In the Colgate game last week, Villanova gave up just 33 rushing yards to the Raiders on 31 carries (1.1 yards per rush).

ENTERING WITH EXPERIENCE

◆ Villanova has 19 players (out of 93) on its 2023 roster who are graduate students in their fifth or sixth years of playing college football. All 19 graduate students on the roster were listed as starters or reserves on the Wildcats depth chart to open the 2023 season.

◆ In all, the 93 players on the Villanova roster began the 2023 campaign with 1,064 career games played and 369 yards. **The current tally for the players on the Wildcats roster is 1,170 career games played with 413 starts.**

PRESEASON HONORS

◆ Wide receiver **Jaaron Hayek** and offensive lineman **Michael Corbi** were each named to the CAA Football Preseason All-Conference Team in a preseason poll of league head coaches. Hayek was a first team All-CAA selection last year and Corbi was a second team pick.

◆ In addition to the two preseason all-conference honorees, safety **Jalen Goodman** and kicker **Matthew Mercurio** garnered honorable mention preseason honors.

OVERTIME HISTORY (since 1985)

Year	Opponent	Result	Score
1988	at Boston University	Win	31-24
1989	Connecticut	Win 6OT	41-35
1994	Delaware	Loss	31-38
1995	James Madison	Loss	27-28
1998	Delaware	Win	34-31
1999	at Connecticut	Win 3OT	48-45
1999	Delaware	Win	51-45
2000	William & Mary	Loss	41-48
2001	James Madison	Win	45-44
2003	at Temple	Win 2OT	23-20
2007	Maine	Win	24-17
2007	at Massachusetts	Loss 4OT	24-32
2008	at Penn	Win	20-14
2010	at Delaware	Win	28-21
2014	at Syracuse	Loss 2OT	26-27
2017	at Albany	Loss	10-19
2019	at Towson	Win	52-45
2020	Rhode Island	Loss	37-40

NATIONAL RANKINGS

STATS PERFORM FCS TOP 25 (September 11)

Rk	Team (1st)	Rec.	Pts.
1	South Dakota State (52)	2-0	1,396
2	North Dakota State (3)	2-0	1,335
3	Montana State	1-1	1,263
4	William & Mary	2-0	1,208
5	Idaho (1)	2-0	1,141
6	Holy Cross	1-1	1,092
7	Furman	1-1	989
8	Sacramento State	2-0	986
9	Weber State	2-0	926
10	UIW	1-1	906
11	New Hampshire	1-1	830
12	Montana	2-0	764
13	Southeast Missouri State	1-1	666
14	North Dakota	2-0	620
15	Southern Illinois	2-0	552
16	UC Davis	1-1	540
17	North Carolina Central	2-0	467
18	Samford	1-1	390
19	Southeastern Louisiana	0-2	369
20	Mercer	2-1	264
21	Rhode Island	1-1	245
22	Delaware	1-1	241
23	Florida A&M	1-1	150
24	Villanova	2-0	135
25	Youngstown State	1-1	105

Receiving Votes: Gardner-Webb 88, Central Arkansas 83, Western Carolina 81, Northern Iowa 72, Abilene Christian 51, UT Martin 44, Morgan State 43, Eastern Kentucky 36, Tarleton State 28, Fordham 25, **UAlbany** 19, Jackson State 13, Yale 11, Eastern Washington 9, **Campbell** 8, Illinois State 8

AFCA FCS COACHES POLL (September 11)

Rk	Team (1st)	Rec.	Pts.
1	South Dakota State (26)	2-0	650
2	North Dakota State	2-0	624
3	Montana State	1-1	555
4	William & Mary	2-0	545
5	Holy Cross	1-1	523
6	Sacramento State	2-0	500
7	Weber State	2-0	486
8	Furman	1-1	445
9	UIW	1-1	424
10	Idaho	2-0	393
11t	Montana	2-0	343
11t	New Hampshire	1-1	343
13	North Dakota	2-0	329
14	Samford	1-1	289
15	Southeast Missouri State	1-1	287
16	UC Davis	1-1	241
17	North Carolina Central	2-0	239
18	Southern Illinois	2-0	214
19	Delaware	1-1	161
20	Rhode Island	1-1	159
21	Mercer	2-1	114
22t	Fordham	2-1	97
22t	Southeastern Louisiana	0-2	97
24	Florida A&M	1-1	91
25	Illinois State	2-0	50

Receiving Votes: Northern Iowa 48, Youngstown State 39, Yale 29, Gardner-Webb 25, Central Arkansas 17, **Richmond** 17, Jackson State 15, Murray State 14, Harvard 10, Eastern Kentucky 9, Princeton 9, **Villanova** 5, Western Carolina 5, St. Thomas 4, Stephen F. Austin 3, Austin Peay 2, Chattanooga 1, Morgan State 1, Tarleton State 1

VILLANOVA FOOTBALL GAME NOTES

VILLANOVA'S RECORD...

	2023	Ferrante
Overall	2-0	39-26
CAA Football	0-0	23-21
Non-Conference	2-0	16-5
Home	1-0	19-12
Road	1-0	20-14
Neutral	0-0	0-0
Current Streak	W2	W3
Home Streak	W1	W4
Road Streak	W1	W1

Day Games	1-0	28-23
Night Games	1-0	11-3
March	0-0	1-1
April	0-0	1-1
August	0-0	1-0
September	2-0	17-7
October	0-0	8-9
November	0-0	10-7
December	0-0	1-1
Ranked Teams	0-0	10-11
Unranked Teams	2-0	29-15
Overtime	0-0	1-2

After 1st Quarter

Leading	2-0	32-7
Trailing	0-0	2-11
Tied	0-0	5-8

Halftime

Leading	2-0	34-5
Trailing	0-0	5-19
Tied	0-0	0-2

After 3rd Quarter

Leading	2-0	33-4
Trailing	0-0	5-19
Tied	0-0	1-3

Scoring

Scoring First	2-0	33-9
Opp. Scores First	0-0	6-17
Scoring 0-9	0-0	0-6
Scoring 10-19	0-0	3-10
Scoring 20-29	0-0	7-5
Scoring 30-39	1-0	15-3
Scoring 40+	1-0	14-2
Allowing 0-9	0-0	11-0
Allowing 10-19	2-0	15-4
Allowing 20-29	0-0	10-8
Allowing 30-39	0-0	2-8
Allowing 40+	0-0	1-6

Game Decided By

0-9 Points	0-0	13-12
10-19 Points	0-0	5-6
20+ Points	2-0	21-8

Statistics

Outgain opp.	2-0	33-6
Outgained by opp.	0-0	6-20
VU 100-yard rusher	1-0	18-4
VU 100-yard receiver	1-0	16-10
VU 300-yard passer	1-0	4-4
Opp. 100-yard rusher	0-0	2-12
Opp. 100-yard receiver	1-0	9-10
Opp. 300-yard passer	0-0	6-6

Turnovers

No turnovers	0-0	14-3
1-2 turnovers	2-0	20-17
3+ turnovers	0-0	5-6
No takeaways	0-0	1-7
1-2 takeaways	1-0	25-17
3+ takeaways	1-0	13-2
Win turnover margin	1-0	23-5
Lose turnover margin	0-0	4-14
Turnovers tied	1-0	12-5

STATISTICAL RANKINGS

Team Stats	CAA	FCS	Stat
Offense			
Red Zone Offense	1	1	100.0%
4th Down Pct	1	1	100.0%
Passing Efficiency	1	4	191.87
Scoring Offense	2	6	40.0
Rushing Offense	3	14	218.0
Total Offense	4	19	437.0
Passing Offense	6	42	219.0
Sacks Allowed	7	63	2.5
3rd Down Pct	7	68	33.3%
First Downs	10	66	33

Defense

Rushing Defense	1	4	55.5
First Downs Allowed	1	5	28
Scoring Defense	1	9	14.5
Opp. 3rd Down Pct	2	7	25.0%
Total Defense	2	9	271.0
Passing Def. Efficiency	2	19	109.86
Red Zone Defense	4	34	80.0%
Team Sacks	6	34	2.0
Opp. 4th Down Pct	8	46	50.0%
Passing Defense	8	51	215.5

Special Teams

Field Goal Pct	1	n/a	100.0%
PAT Percentage	1	n/a	100.0%
Kickoff Ret. Def.	4	30	16.0
Net Punting	10	66	35.56
Kickoff Returns	13	104	12.4
Punt Returns	14	107	-1.0

Miscellaneous

Turnover Margin	2	21	+2
Time of Possession	5	30	31:44
Penalty Yards/Game	7	44	48.0

Player Stats*

	CAA	FCS	Stat
Jalen Jackson			
Rushing Yards/Carry	1	2	10.05
Rushing Touchdowns	2	6	3
Touchdowns	3	11	3

Richie Kimmel

Fumble Recoveries	1	4	1
-------------------	---	---	---

Devon Marshall

Passes Defended	3	20	3
-----------------	---	----	---

Matthew Mercurio

Field Goal Pct	1	1	100.0%
----------------	---	---	--------

Rayjuon Pringle

Receiving TDs	1	1	3
Yards Per Reception	2	3	34.67
Receiving Yards	2	8	208
Touchdowns	3	11	3

Jake Reichwein

Forced Fumbles	3	5	1
----------------	---	---	---

Isas Waxter

Passes Defended	1	6	4
-----------------	---	---	---

Jaylan Sanchez

Yards Per Reception	1	1	38.25
---------------------	---	---	-------

Connor Watkins

Yards Per Attempt	1	1	12.62
Yards Per Completion	1	1	20.43
Passing Efficiency	1	2	200.7

n/a Team stat not kept in FCS national stats

* Players who rank in the top three in the CAA

WILDCATS IN THE NFL

CURRENT NFL ROSTERS

Christian Benford, Bills

Ethan Greenidge, Falcons (*reserve/injured list*)

Tanoh Kpassagnon, Saints

ALL-TIME NFL DRAFT PICKS

Year.....Name.....Rd.....Team

1936	Eddie Michaels	2	Bears
1938	John Mellus	7	Giants
1940	Andy Chisick	7	Cardinals
1943	George Smith	21	Cardinals
1943	Steve Pritko	28	Rams
1944	Val Jansante	10	Steelers
1944	Al Postus	20	Eagles
1947	Bob David	25	Rams
1949	Lou Ferry	3	Packers
1949	Ed Berrang	5	Redskins
1950	Ralph Pasquariello	1	Rams
1950	John Sandusky	2	Browns
1950	Steve Roomanik	3	Bears
1950	Dan Brown	11	Redskins
1951	Pete D'Alonzo	4	Lions
1953	Gene Filipski	7	Browns
1956	Don McComb	21	Giants
1957	Joe Ryan	25	Bears
1962	Frank Budd	7	Eagles
1962	Sam Gruneisen		Chargers
1963	Larry Glueck	3	Bears
1963	Billy Joe		Broncos
1965	Mike Strofolino	4	Rams
1965	Al Atkinson		Bills
1969	Rich Moore	1	Packers
1969	John Sodaski	9	Steelers
1970	Billy Walik	11	Eagles
1972	Mike Siani	1	Raiders
1972	John Babinecz	2	Cowboys
1972	Ernie Messmer	13	Steelers
1973	Kevin Reilly	7	Dolphins
1974	Joe Miller	11	Redskins
1974	John Givens	14	Falcons
1975	John Zimba	5	Browns
1976	Gary Shugrue	11	Lions
1976	Steve Ebbecke	13	Eagles
1977	John Mastronardo	10	Eagles
1981	Howie Long	2	Raiders
1981	David Martin	9	Lions
2002	Brian Westbrook	3	Eagles
2008	Matt Sherry	6	Bengals
2011	Ben Ijalana	2	Colts
2017	Tanoh Kpassagnon	2	Chiefs
2017	Brad Seaton	2	Titans
2022	Christian Benford	6	Bills

VILLANOVA FOOTBALL GAME NOTES

COMPLETE STUDENT-ATHLETES

ACADEMIC HIGHLIGHTS

NCAA ACADEMIC DATA

■ Each year the NCAA recognizes programs that have a multi-year Academic Progress Rate (APR) score that ranks within the top 10 percent of their sport nationwide. Villanova has earned this award nine times in the 17-year history of the APR program.

■ In the most recent APR data released in May 2023 the football program's multi-year APR score of 974 was 12 points above the national average for FCS programs.

■ New data on the NCAA Graduation Success Rate (GSR) was released in November 2022 and Villanova led all CAA Football schools with a new program record 96 percent GSR.

ACADEMIC ALL-AMERICANS

■ One of the highest honors that a student-athlete can achieve is to be named an Academic All-American, an award which encompasses both academic achievement as well as contributions on the field. Villanova has had 12 football student-athletes earn a total of 14 Academic All-America honors over the years.

CAA TEAM ACADEMIC EXCELLENCE

■ Villanova was the winner of the CAA Football Team Academic Excellence Award for both the 2016-17 and the 2017-18 school years. The award is presented at the end of each academic year to the conference school with the highest team GPA.

CAA SCHOLAR-ATHLETE OF THE YEAR

■ Villanova has had five student-athletes be named the CAA Football Scholar-Athlete of the Year. Nominees for the award must have attained senior standing academically and have a cumulative GPA of 3.0 or higher.

CAA ACADEMIC HONOR ROLL

■ Student-athletes with a semester GPA of 3.0 or higher are named to the CAA Commissioner's Academic Honor Roll. Villanova had 62 honorees for the Fall 2022 semester and 63 student-athletes achieve this distinction for the Spring 2023 term.

ACADEMIC ALL-AREA TEAMS

■ In conjunction with the *Philadelphia Inquirer*, the sports information directors at the colleges and universities in the Philadelphia area (PhillySIDA) name an Academic All-Area team and a football Performer of the Year each season. In the 16 years of the Academic All-Area program, which started with the 2005-06 academic year, the football team has had a total of 56 selections to the Academic All-Area Team. In addition, the Wildcats have had five Performers of the Year.

NCAA PUBLIC RECOGNITION AWARD

- 2004-05
- 2005-06
- 2006-07
- 2007-08
- 2008-09
- 2014-15
- 2015-16
- 2016-17
- 2017-18

ACADEMIC ALL-AMERICANS

- | | |
|--------------------|------------|
| ■ David Graziano | 1975, 1976 |
| ■ Ron Sency | 1987 |
| ■ Rich Spugnardi | 1987 |
| ■ Bob Brady | 1988 |
| ■ Peter Lombardi | 1988 |
| ■ Scott Rushton | 1988 |
| ■ Kevin Martchek | 1990 |
| ■ Tim Matas | 1992 |
| ■ Gregg Ziegler | 1994 |
| ■ Deon Jackson | 1996 |
| ■ Raymond Ventrone | 2003 |
| ■ Don Cherry | 2014, 2015 |

CAA ACADEMIC EXCELLENCE AWARD

- | | |
|-------------|---------|
| ■ Villanova | 2016-17 |
| ■ Villanova | 2017-18 |

CAA SCHOLAR-ATHLETE OF THE YEAR

- | | |
|-----------------|---------|
| ■ Matt Sherry | 2007-08 |
| ■ Osayi Osunde | 2009-10 |
| ■ Don Cherry | 2014-15 |
| ■ Jake Prus | 2015-16 |
| ■ Colin Gamroth | 2021-22 |

ACADEMIC HONOR ROLL SELECTIONS*

- | | |
|--------------------|----|
| ■ 1988-89 | 5 |
| ■ 1989-90 | 9 |
| ■ 1990-91 | 6 |
| ■ 1992-93 | 4 |
| ■ 1993-94 | 8 |
| ■ 1994-95 | 14 |
| ■ 1995-96 | 7 |
| ■ 1996-97 | 6 |
| ■ 1997-98 | 1 |
| ■ 1998-99 | 7 |
| ■ 1999-00 | 4 |
| ■ 2000-01 | 5 |
| ■ 2001-02 | 5 |
| ■ 2002-03 | 13 |
| ■ 2003-04 | 10 |
| ■ 2004-05 | 9 |
| ■ 2005-06 | 10 |
| ■ 2006-07 | 9 |
| ■ 2007-08 | 11 |
| ■ 2008-09 | 7 |
| ■ 2009-10 | 7 |
| ■ 2010-11 | 8 |
| ■ 2011-12 | 12 |
| ■ 2012-13 | 11 |
| ■ 2013-14 | 16 |
| ■ 2014-15 | 20 |
| ■ 2015-16 | 42 |
| ■ 2016-17 | 42 |
| ■ 2017-18 | 46 |
| ■ 2018-19 (Fall) | 41 |
| ■ 2018-19 (Spring) | 38 |
| ■ 2019-20 (Fall) | 45 |
| ■ 2019-20 (Spring) | 52 |
| ■ 2020-21 (Fall) | 43 |
| ■ 2020-21 (Spring) | 51 |
| ■ 2021-22 (Fall) | 55 |
| ■ 2021-22 (Spring) | 48 |
| ■ 2022-23 (Fall) | 62 |
| ■ 2022-23 (Spring) | 63 |

* Criteria for this award has periodically changed over the years.

ACADEMIC ALL-AREA PERFORMERS OF THE YEAR

- | | |
|-----------------|---------|
| ■ Brian Hulea | 2005-06 |
| ■ Matt Sherry | 2007-08 |
| ■ Osayi Osunde | 2009-10 |
| ■ Chris Whitney | 2010-11 |
| ■ Forrest Rhyne | 2021-22 |

ACADEMIC ALL-AREA SELECTIONS

- | | |
|--------------------|---------|
| ■ Brian Hulea | 2005-06 |
| ■ Adam James | 2005-06 |
| ■ Frank Jankowski | 2005-06 |
| ■ Allyn Bacchus | 2006-07 |
| ■ Idriz Bauta | 2007-08 |
| ■ Osayi Osunde | 2007-08 |
| ■ Matt Sherry | 2007-08 |
| ■ Angelo Babbaro | 2008-09 |
| ■ Idriz Bauta | 2008-09 |
| ■ Osayi Osunde | 2008-09 |
| ■ Chris Whitney | 2008-09 |
| ■ Angelo Babbaro | 2009-10 |
| ■ Osayi Osunde | 2009-10 |
| ■ Chris Whitney | 2009-10 |
| ■ Angelo Babbaro | 2010-11 |
| ■ Chris Whitney | 2010-11 |
| ■ Josh Bucci | 2011-12 |
| ■ Craig James | 2011-12 |
| ■ Nick Yako | 2011-12 |
| ■ Josh Bucci | 2012-13 |
| ■ Bill Vogel | 2012-13 |
| ■ Don Cherry | 2013-14 |
| ■ Kevin Gulyas | 2013-14 |
| ■ Cameron McCurry | 2013-14 |
| ■ Bill Vogel | 2013-14 |
| ■ Don Cherry | 2014-15 |
| ■ Kevin Gulyas | 2014-15 |
| ■ Ross Hall | 2014-15 |
| ■ Cameron McCurry | 2014-15 |
| ■ Jake Prus | 2014-15 |
| ■ Don Cherry | 2015-16 |
| ■ Kevin Gulyas | 2015-16 |
| ■ Tanoh Kpassagnon | 2015-16 |
| ■ Jake Prus | 2015-16 |
| ■ Ryan Bell | 2016-17 |
| ■ Tanoh Kpassagnon | 2016-17 |
| ■ Rob Rolle | 2016-17 |
| ■ Matt Donoghue | 2017-18 |
| ■ John Hinch | 2017-18 |
| ■ Ricky Young | 2017-18 |
| ■ Keeling Hunter | 2018-19 |
| ■ Drew Kresge | 2018-19 |
| ■ Chucky Smith | 2018-19 |
| ■ Jeff Steeb | 2018-19 |
| ■ Colin Gamroth | 2019-20 |
| ■ Paul Grattan | 2019-20 |
| ■ Forrest Rhyne | 2019-20 |
| ■ Chucky Smith | 2019-20 |
| ■ Cole Bunce | 2021-22 |
| ■ Justin Covington | 2021-22 |
| ■ Malik Fisher | 2021-22 |
| ■ Colin Gamroth | 2021-22 |
| ■ Jaaron Hayek | 2021-22 |
| ■ Forrest Rhyne | 2021-22 |
| ■ Michael Corbi | 2022-23 |
| ■ Jaaron Hayek | 2022-23 |

VILLANOVA FOOTBALL GAME NOTES

VILLANOVA HEAD COACH MARK FERRANTE



Mark Ferrante is in his seventh season as the Villanova head coach in 2023 and he begins the season with a career record of 37-26 (.587), including 23 regular season CAA Football wins. He is in his 37th year overall with the Wildcats and previously spent 30 years as an assistant coach (1987-2016) on Andy Talley's staff. To date, Ferrante has been a part of 254 victories and all 14 of Villanova's FCS playoff appearances during his time on campus.

Ferrante was named the CAA Football Coach of the Year in 2021 and he has mentored four conference major award winners during his first six seasons as head coach. The honorees include two student-athletes who won the league's prestigious Chuck Boone Leadership and Excellence Award – Chucky Smith (2019) and Justin Covington (2020) – while a

pair of defensive standouts have been named the CAA Football Defensive Player of the Year (Forrest Rhyne; 2021) and the league's Defensive Rookie of the Year (Christian Benford; 2018). Rhyne and Benford have each gone on to play in the NFL. Villanova has earned a total of 42 CAA Football All-Conference selections during Ferrante's head coaching tenure, including 13 first team picks.

Outside of football the Wildcats student-athletes have continually excelled in their academic pursuits under Ferrante's watch. During the 2022-23 academic year, Villanova had 62 selections to the CAA Commissioner's Academic Honor Roll during the Fall semester and 63 honorees on the Spring semester Honor Roll. There were also 51 student-athletes named to the Athletic Director's Honor Roll during the Fall and 53 selections for the Spring semester. Since Ferrante became head coach, the Wildcats have had a total of 544 CAA honor roll selections and 465 honorees on the Athletic Director's Honor Roll.

Each year the NCAA releases academic data for each Division I sport program's Academic Progress Rate (APR) and NCAA Graduation Success Rate (GSR). In the latest GSR data released in November 2022, the football program set a new record and topped all CAA schools with a 96 percent success rate. New APR data released in May 2023 showed Villanova with a multi-year score (.974) that is 12 points above the national average for FCS football programs.

Ferrante and his Wildcats will enter the 2023 campaign on a high note after late heroics in the 2022 finale against Delaware led the team to its eighth winning record in the last 10 full seasons played. Villanova defeated the rival Blue Hens in the annual "Battle of the Blue" game to finish the season with a 6-5 overall record and a 4-4 mark in CAAA games. Wide receiver Jaaron Hayek was named to the CAA Football First Team Offense and was one of four All-CAA selections for the 2022 campaign.

The 2021 season was a breakthrough year for the Wildcats and Ferrante was the AFCA FCS Region 1 Coach of the Year, an honor which made him a finalist for National Coach of the Year consideration. Villanova posted a 10-3 record in 2021 and won a share of the CAA Football title while securing the league's automatic bid to the FCS playoffs. It is the second straight full season (2019, 2021) in which Ferrante guided the Wildcats to postseason play.

Villanova hosted two playoff games in 2021 and advanced to the quarterfinal round of the Division I Football Championship to finish the year ranked in the top-10 nationally (No. 8) in both FCS national polls for the first time since 2014. The Wildcats tallied their seventh season in program history with at least 10 wins and achieved success by playing – and beating – some of the top FCS teams in the nation. Villanova's 10-3 record included four victories over Top 25 opponents, including No. 3 James Madison, No. 18 Rhode Island, No. 21 Richmond and No. 24 Holy Cross. Ferrante led the Wildcats to a 7-1 record against a challenging CAA Football schedule to mark the fifth season since 1988 in which the team had no more than one loss in conference play.

There was star power in all facets of the game for Villanova during the 2021 season, with Ferrante coaching 11 players who had an opportunity to continue their football careers beyond the college ranks. The group included cornerback Christian Benford who was a sixth round draft pick of the Buffalo Bills. Fellow corner Denzel Williams signed a free agent contract with the Baltimore Ravens and linebacker Forrest Rhyne was inked to a free agent contract by the Indianapolis Colts. Benford and Rhyne were consensus first team All-Americans in 2021, while offensive lineman Michael Corbi was also a 2021 All-America selection and was one of 13 Wildcats who were named to the CAA Football All-Conference teams.

FERRANTE YEAR BY YEAR

AS HEAD COACH			
Year	School	Record	Conference
2017	Villanova	5-6	3-5
2018	Villanova	5-6	2-6
2019	Villanova	9-4	5-3
2020	Villanova	2-2	2-2
2021	Villanova	10-3	7-1
2022	Villanova	6-5	4-4
2023	Villanova	2-0	0-0
Total	7 Seasons	39-26	23-21

AS ASSISTANT COACH

Year	School	Record	Postseason
1983	St. Lawrence	5-3-1	
1984	Wagner	6-4	
1985	Lafayette	6-5	
1986	Lafayette	6-5	
1987	Villanova	6-4	
1988	Villanova	5-5-1	
1989	Villanova	8-4	FCS First Round
1990	Villanova	6-5	
1991	Villanova	10-2	FCS First Round
1992	Villanova	9-3	FCS First Round
1993	Villanova	3-8	
1994	Villanova	5-6	
1995	Villanova	3-8	
1996	Villanova	8-4	FCS First Round
1997	Villanova	12-1	FCS Quarterfinals
1998	Villanova	6-5	
1999	Villanova	7-4	
2000	Villanova	5-6	
2001	Villanova	8-3	
2002	Villanova	11-4	FCS Semifinals
2003	Villanova	7-4	
2004	Villanova	6-5	
2005	Villanova	4-7	
2006	Villanova	6-5	
2007	Villanova	7-4	
2008	Villanova	10-3	FCS Quarterfinals
2009	Villanova	14-1	FCS Champions
2010	Villanova	9-5	FCS Semifinals
2011	Villanova	2-9	
2012	Villanova	8-4	FCS First Round
2013	Villanova	6-5	
2014	Villanova	11-3	FCS Quarterfinals
2015	Villanova	6-5	
2016	Villanova	9-4	FCS First Round

FERRANTE RECORD BY OPPONENT

Opponent	Record	Last Meeting
Army West Point	0-1	2022 (L, 10-49)
Bucknell	3-0	2021 (W, 55-3)
Colgate	2-0	2023 (W, 42-19)
Delaware	5-1	2023 (W, 29-26)
Elon	1-1	2021 (W, 35-0)
Hampton	1-0	2022 (W, 24-10)
Holy Cross	1-0	2021 (W, 21-16)
James Madison	1-3	2021 (W, 28-27)
Lafayette	1-0	2017 (W, 59-0)
Lehigh	6-0	2023 (W, 38-10)
LIU	2-0	2022 (W, 38-21)
Maine	4-1	2022 (W, 45-20)
Monmouth	0-1	2022 (L, 42-49)
New Hampshire	0-2	2019 (L, 20-28)
North Carolina A&T	0-0	2023
Penn State	0-1	2021 (L, 17-38)
Rhode Island	1-2	2021 (W, 44-0)
Richmond	3-2	2022 (L, 10-20)
South Dakota State	0-1	2021 (L, 21-35)
Southeastern Louisiana	0-1	2019 (L, 44-45)
Stony Brook	2-2	2021 (W, 33-14)
Temple	1-1	2018 (W, 19-17)
Towson	2-2	2022 (L, 3-27)
UAlbany	2-1	2022 (W, 31-29)
UCF	0-0	2023
William & Mary	1-3	2022 (L, 12-45)

VILLANOVA FOOTBALL GAME NOTES

MARK FERRANTE / VILLANOVA COACHING STAFF

Ferrante and the Wildcats made the most out of the opportunity to play four games in a shortened Spring 2021 season and use the experience gained from those games moving forward. The spring games were officially recognized as the 2020 season and Villanova tallied a 2-2 record in four contests against CAA foes, including road wins over Stony Brook and Maine. The abbreviated season had its share of highlights, with eight players chosen for the CAA Football All-Conference teams. Corbi, Rhyne and defensive lineman Malik Fisher were each named first team All-CAA selections.

Villanova came off a 2019 season in which it was ranked as high as No. 5 in the nation. Ferrante guided the Wildcats to a 9-4 record and the program's seventh FCS playoff berth in the previous 12 years in 2019. After being picked to finish ninth in CAA Football before the season the team raced out of the gates with a 6-0 record, including a 3-0 mark in league play by the midpoint of the season. Villanova had 10 players earn All-CAA accolades, including a trio of first team selections in Rhyne, offensive lineman Paul Grattan and punter Nathan Fondacaro.

Eight players have signed NFL free agent contracts since Ferrante became head coach, with the aforementioned Rhyne and Williams joining offensive tackle Brandon Hitner (LA Rams); safety Rob Rolle (Miami Dolphins); offensive lineman Ethan Greenidge (New Orleans Saints); defensive back Trey Johnson (Pittsburgh Steelers); defensive back Malik Reaves (Kansas City Chiefs); and linebacker Ed Shockley (Dallas Cowboys).

Ferrante leads one of the nation's elite FCS programs after playing an instrumental role in the Wildcats rise to national prominence. He has been a part of the coaching staff for all 14 of Villanova's appearances in the FCS playoffs, including the 2009 national championship season and a 2010 semifinal appearance while serving as the Assistant Head Coach on Andy Talley's staff. Ferrante has been a part of Villanova teams that have won seven CAA titles, three Lambert Meadowlands Cups and three ECAC Team of the Year awards.

Ferrante's success during his years as an assistant coach were recognized by others outside the Villanova program. At the end of the 2015 season he was named the FCS Assistant Coach of the Year by the American Football Coaches Association (AFCA). This award was first presented in 1997 and was created to honor assistant coaches who excel in community service, commitment to student-athletes and on-field coaching success. Ferrante was involved in all aspects of the

Villanova program during his time as an assistant on Andy Talley's staff. On the field he coached the offensive line for 27 seasons and developed a unit that was perennially one of the best in CAA Football. Over the years he coached three All-Americans, 11 All-East performers and 15 first team all-conference selections. The offensive line had 17 All-CAA selections in a nine-year span, including three-time first team honoree Ben Ijalana along with first team selections Brant Clouser (2010), Dan Shirey (2011) and Vince Kowalski (2014).

Two of Ferrante's players went on to be selected in the NFL Draft. Ijalana was a second round selection by the Indianapolis Colts in 2011 and Brad Seaton was picked in the seventh round by the Tennessee Titans in 2017. Ijalana was a two-time All-American (2009, 2010) and a three-time first team All-CAA selection during his collegiate career. Villanova reached the FCS playoffs in each of his last three seasons on the team, winning the 2009 national title and advancing to the semifinal round a year later. Seaton was a second team CAA Football All-Conference selection in 2016 when the offensive line enabled the Wildcats to average 206.3 rushing yards and 378.7 yards of total offense per game. Villanova ranked third in the CAA and 24th nationally in rushing offense in addition to ranking fourth in the league in total offense and fifth with a scoring average of 24.4 points per game.

The other All-Americans Ferrante mentored are Eamonn Allen (2001) and Bryan Russo (1989). Allen earned first team Associated Press All-America recognition in 2001 and was also a first team All-East and first team All-Atlantic 10 selection. Russo was chosen as an All-American by the Sports Network and the American Football Coaches Association as a senior in 1989 when he was also a first team all-conference and an All-ECAC selection. He was inducted to Villanova's Varsity Club Hall of Fame in 2007.

Ferrante was a standout collegiate performer in his own right prior to joining the football coaching ranks. He was the quarterback for Andy Talley at St. Lawrence where he was named the 1982 Division III Player of the Year to go along with first team All-East honors. Ferrante directed the offense for a St. Lawrence team that went 10-1 during the 1982 season and reached the national semifinals in the playoffs.


Ferrante and his wife, Georgea, reside in Phoenixville, Pa. The couple has a son, Jimmy, who earned his undergraduate degree from Villanova in 2018.



Mark Ferrante
Head Coach



Chris Boden
Offensive Coordinator
Quarterbacks



Ross Penny Packer
Defensive Coordinator
Defensive Line



Sean Devine
Offensive Run Game Coord.
Offensive Line



David Riede
Recruiting Coordinator
Linebackers



Nate Pagan
Wide Receivers




Matt Colangelo
Special Teams Coord.
Safeties



Josh Fletcher
Running Backs



Dustin Johnson
Cornerbacks



Lachlan Kline
Offensive Assistant
Tight Ends




Ricky Venuto
Defensive Assistant



TJ Landis
Coord. of Video Ops. &
Administrative Services



Tyler Waite
Athletic Trainer



Mike Tucker
Strength & Conditioning

VILLANOVA FOOTBALL GAME NOTES

NUMERICAL ROSTER

No.	Name	Pos.	Cl.	Ht.	Wt.	Hometown	No.	Name	Pos.	Cl.	Ht.	Wt.	Hometown
0	Isas Waxter	DB	Sr.	6-2	215	Newark, N.J.	47	Dane Fidler	DB	Fr.	6-0	180	Garden City, Idaho
1	TD Ayo-Durojaiye	RB	5th	5-11	210	Damascus, Md.	48	Chris Dobrydney	WR	So.	5-10	190	Fairfax, Va.
2	Jalen Jackson	RB	6th	5-9	220	Richmond, Va.	49	Julian Glantz	RB	So.	6-1	210	Scarsdale, N.Y.
3	Elijah Glover	DB	5th	6-1	205	Pleasantville, N.J.	51	Dale Law	LB	So.	6-1	230	West Chester, Pa.
4	Jalen Goodman	DB	5th	6-0	200	Narberth, Pa.	52	Chandon Pierre	DL	5th	6-2	270	Reno, Nev.
4	Connor Watkins	QB	5th	6-3	225	Williamsport, Pa.	53	Jason Hall	LB	Fr.	6-2	215	Fall River, Mass.
5	Kshawn Schulters	DB	Sr.	6-1	190	Roselle, N.J.	55	Jake Reichwein	DL	5th	6-3	265	Doylestown, Pa.
6	Devon Marshall	DB	So.	6-0	200	Boston, Mass.	56	Christian Caballero	LB	Fr.	6-2	220	Niceville, Fla.
7	Tyrell Mims	DB	Sr.	5-10	190	Philadelphia, Pa.	57	Luke Leupold	DL	Fr.	6-4	215	San Francisco, Calif.
8	James Mott	QB	5th	6-0	195	Laguna Beach, Calif.	58	Ben Wheless	LS	Jr.	5-11	220	Raleigh, N.C.
9	Ty Trinh	DB	Sr.	6-0	210	Owings Mills, Md.	61	Dan McManus	OL	So.	6-4	265	Havertown, Pa.
10	JR Strauss	LB	R-Fr.	6-3	225	Reading, Pa.	62	RJ Reyes	OL	Fr.	6-5	285	Weston, Fla.
11	Jaaron Hayek	WR	5th	6-1	200	Wayne, N.J.	63	Quin Whalen	OL	So.	6-4	290	Chalfont, Pa.
12	Tanner Maddocks	Qb	R-Fr.	6-1	190	Reading, Pa.	65	Ian Erickson	OL	So.	6-6	315	Atlanta, Ga.
13	Ethan Carr	WR	So.	6-2	205	Harrison City, Pa.	66	Tyler Langin	DL	Fr.	6-3	260	Houston, Texas
14	Robert Russo	QB	Fr.	6-3	205	Millsboro, Del.	67	Kyle Fay	OL	Fr.	6-6	285	Cranford, N.J.
15	Kenyon Miles	WR	Fr.	6-2	175	Huntington Station, N.Y.	69	Jake Picard	OL	Jr.	6-4	305	Hope, R.I.
16	Jack Ryder	QB	So.	6-2	190	Media, Pa.	70	Wyatt Hummel	OL	5th	6-6	315	Dallas, Texas
17	Irene Ngabonziza	WR	So.	5-9	185	Fort Worth, Texas	72	Jaden Rolling	OL	5th	6-5	320	Brooklyn, N.Y.
18	Justin Marcus	TE	5th	6-5	245	Morganville, N.J.	73	Michael Corbi	OL	6th	6-3	335	Annapolis, Md.
19	Rayjuon Pringle	WR	5th	5-9	195	Woodbridge, Va.	74	Temí Ajírotutu	OL	Sr.	6-5	310	Queens, N.Y.
21	Eli Smith	RB	So.	6-0	215	Houston, Texas	75	Stephane Voltaire	OL	So.	6-5	315	Marion, Mass.
22	Jon Wyatt	DB	R-Fr.	6-2	195	Somerset, N.J.	76	Chris McCullers	OL	Fr.	6-3	280	Round Hill, Va.
23	Josh Oluremi	DB	R-Fr.	6-3	200	Avenel, N.J.	77	Erik Bockisch	OL	So.	6-4	290	Wiesengrund, Germany
24	Isaiah Ragland	RB	Fr.	5-9	195	Alexandria, Va.	78	Tommy Broderick	OL	Fr.	6-5	295	Alpharetta, Ga.
25	Christian Sapp	DB	So.	6-0	190	East Stroudsburg, Pa.	79	Nick Torres	OL	6th	6-6	320	Whitestone, N.Y.
26	Jayvont Williams	DB	Fr.	6-1	180	Fort Worth, Texas	80	Nathaniel Hill	WR	R-Fr.	6-3	210	Dallas, Texas
27	Danny Abraham	LB	6th	5-11	225	Randolph, Mass.	81	Mitchell Bothwell	TE	Jr.	6-5	240	Fort Worth, Texas
28	DeeWil Barlee	RB	5th	5-8	205	Upper Darby, Pa.	82	Jaylan Sanchez	WR	So.	6-0	200	North Bergen, N.J.
29	Derek Marrero	DB	So.	5-10	190	New Windsor, N.Y.	83	Luke Daly	WR	So.	6-1	185	Rye, N.Y.
30	Ja'briel Mace	RB	Fr.	5-9	175	Somers Point, N.J.	84	Daniel Lopes	WR	So.	6-2	210	Cheshire, Conn.
31	Shane Hartzell	LB	So.	6-0	225	Perkasie, Pa.	85	Nolan Clayton	TE	Fr.	6-5	240	King of Prussia, Pa.
32	Jake Green	DL	Sr.	6-0	285	Ashland, Pa.	86	Tim Brown	WR	Sr.	5-10	185	Philadelphia, Pa.
33	Turner Inge	LB	R-Fr.	6-1	210	Williamstown, N.J.	87	Ryan Sorge	WR	Fr.	6-3	200	Warrington, Pa.
34	Ethan Potter	DB	Sr.	5-11	205	Chesapeake City, Md.	88	Antonio Johnson	TE	So.	6-4	255	Fort Lauderdale, Fla.
35	Brendan Bell	LB	Sr.	6-2	230	Basking Ridge, N.J.	89	James Welde	TE	Jr.	6-4	240	Havertown, Pa.
36	Isaiah Wright	RB	So.	5-8	190	Douglassville, Pa.	90	Sebastian Smith	K	So.	5-10	180	Bellingham, Wash.
37	Zahmir Dawud	DB	Fr.	6-0	175	North Brunswick, N.J.	91	Ayden Howard	DL	Jr.	6-2	290	McKinney, Texas
38	John Rhodan	DB	Sr.	6-0	190	Elkton, Md.	92	Nigel McSween	DL	Fr.	6-4	250	Newark, N.J.
39	Matthew Mercurio	K	6th	6-1	195	Salinas, Calif.	93	Capri Martin	DL	Fr.	6-2	255	Bridgeport, Conn.
40	Colin Kennedy	LB	So.	6-2	225	Fair Haven, N.J.	94	Ivan Murray	DL	Fr.	6-3	265	Paulsboro, N.J.
41	Garrett Rogan	DB	So.	6-2	190	Mercer Island, Wash.	95	Mike Kennedy	DL	R-Fr.	6-1	290	Greenville, S.C.
42	Timmy Furgeson	LB	Sr.	6-2	225	Gaithersburg, Md.	96	Nathan Fondacaro	P	Sr.	5-10	190	Sewell, N.J.
43	Nino Betances	DB	So.	5-10	180	Brooklyn, N.Y.	97	Daniel Mueller	P	R-Fr.	5-10	195	Ephrata, Pa.
44	Richie Kimmel	LB	Jr.	6-1	230	Holmes, Pa.	98	Obinna Nwobodo	DL	Jr.	6-3	310	Wilmington, Del.
45	Jordan Nelson	LB	Jr.	6-2	225	Palmerton, Pa.	99	Camden Gagnon	DL	5th	6-4	270	Goffstown, N.H.
46	Adam Vanino	LS	Sr.	5-11	230	West Lawn, Pa.							

PRONUNCIATION GUIDE

0	Isas Waxter	ice-iss (goes by ice) waxter (rhymes with baxter)	48	Chris Dobrydney	da-brid-nee
1	TD Ayo-Durojaiye	I-O dur-o-zj-I-ay	52	Chandon Pierre	CHAN-don
5	Kshawn Schulters	K-Shawn shull-ters	55	Jake Reichwein	RIKE-wine
9	Ty Trinh	trinn	58	Ben Wheless	wheel-iss
11	Jaaron Hayek	jare-inn / hay-ick	69	Jake Picard	pa-card
12	Tanner Maddocks	mad-ocks	70	Wyatt Hummel	why-it
17	Irene Ngabonziza	i-ruh-nay gob-on-zee-zuh	73	Michael Corbi	core-B
19	Rayjuon Pringle	ray-zjahn	74	Temí Ajírotutu	tem-ee ah-joro-two-two
30	Ja'briel Mace	ja-breel	75	Stephane Voltaire	ste-fon vole-tare
37	Zahmir Dawud	da-woo	87	Ryan Sorge	sorj (rhymes with George)
38	John Rhodan	rho-dann	89	James Welde	well-D
39	Matthew Mercurio	mer-CURE-ee-oh	98	Obinna Nwobodo	o-binn-uh wa-BO-doe
46	Adam Vanino	vuh-NEE-no	99	Camden Gagnon	gag-nonn

VILLANOVA FOOTBALL GAME NOTES

OFFENSIVE DEPTH CHART

Pos.	No.	Name	Cl.	Ht.	Wt.	Hometown	Pronunciation
QB	4	Connor Watkins	5th	6-3	225	Williamsport, Pa.	
	12	Tanner Maddocks	So.	6-1	190	Reading, Pa.	
(or)	8	James Mott	5th	6-0	195	Laguna Beach, Calif.	
RB	2	Jalen Jackson	6th	5-9	220	Richmond, Va.	
	1	TD Ayo-Durojaiye	5th	5-11	210	Damascus, Md.	I-O dur-o-zj-I-ay
	28	DeeWil Barlee	5th	5-8	205	Upper Darby, Pa.	
WR	11	Jaaron Hayek	5th	6-1	200	Wayne, N.J.	jare-inn / hay-ick
	84	Daniel Lopes	So.	6-2	210	Cheshire, Conn.	
WR	19	Rayjuon Pringle	5th	5-9	195	Woodbridge, Va.	ray-zjahn
	15	Kenyon Miles	Fr.	6-2	175	Huntington Station, N.Y.	
WR	82	Jaylan Sanchez	So.	6-0	200	North Bergen, N.J.	
	83	Luke Daly	So.	6-1	185	Rye, N.Y.	
TE	88	Antonio Johnson	So.	6-4	255	Fort Lauderdale, Fla.	
	18	Justin Marcus	5th	6-5	245	Morganville, N.J.	
RT	74	Temi Ajirrotutu	Sr.	6-5	310	Queens, N.Y.	tem-ee / aj-joro-two-two
	79	Nick Torres	6th	6-6	320	Whitestone, N.Y.	
LT	75	Stephane Voltaire	So.	6-5	315	Marion, Mass.	ste-fon vole-tare
	74	Temi Ajirrotutu	Sr.	6-5	310	Queens, N.Y.	tem-ee / aj-joro-two-two
C	69	Jake Picard	Jr.	6-4	305	Hope, R.I.	pa-card
	70	Wyatt Hummel	5th	6-6	315	Dallas, Texas	why-it
LG	73	Michael Corbi	6th	6-3	335	Annapolis, Md.	core-B
	72	Jaden Rolling	5th	6-5	320	Brooklyn, N.Y.	
RG	79	Nick Torres	6th	6-6	320	Whitestone, N.Y.	
	70	Wyatt Hummel	5th	6-6	315	Dallas, Texas	why-it

DEFENSIVE DEPTH CHART

Pos.	No.	Name	Elig.	Ht.	Wt.	Hometown	Pronunciation
DE	99	Camden Gagnon	5th	6-4	270	Goffstown, N.H.	gag-nonn
	52	Chandon Pierre	5th	6-2	270	Reno, Nev.	CHAN-don
DT	32	Jake Green	Sr.	6-0	285	Ashland, Pa.	
	98	Obinna Nwobodo	Jr.	6-3	310	Wilmington, Del.	o-binn-uh / wa-BO-doe
DE	55	Jake Reichwein	5th	6-3	265	Doylestown, Pa.	RIKE-wine
	91	Ayden Howard	Jr.	6-2	290	McKinney, Texas	
LB	31	Shane Hartzell	So.	6-0	225	Perkasie, Pa.	
	33	Turner Inge	R-Fr.	6-1	210	Williamstown, N.J.	
LB	27	Danny Abraham	6th	5-11	225	Randolph, Mass.	
	44	Richie Kimmel	Jr.	6-1	230	Holmes, Pa.	
LB	35	Brendan Bell	Sr.	6-2	230	Basking Ridge, N.J.	
	45	Jordan Nelson	Jr.	6-2	225	Palmerton, Pa.	
CB	6	Devon Marshall	So.	6-0	200	Boston, Mass.	
	5	Kshawn Schulters	Sr.	6-1	190	Roselle, N.J.	K-Shawn shull-ters
CB	0	Isas Waxter	Sr.	6-2	215	Newark, N.J.	ice-iss (goes by ice)
	22	Jon Wyatt	R-Fr.	6-2	195	Somersets, N.J.	
FS	4	Jalen Goodman	5th	6-0	200	Narberth, Pa.	
	23	Josh Oluremi	R-Fr.	6-3	200	Avenel, N.J.	
WS	3	Elijah Glover	5th	6-1	205	Pleasantville, N.J.	
	34	Ethan Potter	Sr.	5-11	205	Chesapeake City, Md.	
SS	9	Ty Trinh	Sr.	6-0	210	Owings Mills, Md.	trinn
	7	Tyrell Mims	Sr.	5-10	190	Philadelphia, Pa.	

SPECIAL TEAMS DEPTH CHART

PK	39	Matthew Mercurio	6th	6-1	195	Salinas, Calif.	mur-CURE-ee-oh
	90	Sebastian Smith	So.	5-10	180	Bellingham, Wash.	
KO	39	Matthew Mercurio	6th	6-1	195	Salinas, Calif.	mur-CURE-ee-oh
P	96	Nathan Fondacaro	Sr.	5-10	190	Sewell, N.J.	
	97	Daniel Mueller	R-Fr.	5-10	195	Ephrata, Pa.	
H	96	Nathan Fondacaro	Sr.	5-10	190	Sewell, N.J.	
	4	Connor Watkins	5th	6-3	225	Williamsport, Pa.	
LS	58	Ben Wheless	Jr.	5-11	220	Raleigh, N.C.	wheel-iss
	46	Adam Vanino	Sr.	5-11	230	West Lawn, Pa.	vuh-NEE-no
KR	1	TD Ayo-Durojaiye	5th	5-11	210	Damascus, Md.	I-O dur-o-zj-I-ay
	34	Ethan Potter	Sr.	5-11	205	Chesapeake City, Md.	
PR	19	Rayjuon Pringle	5th	5-9	195	Woodbridge, Va.	ray-zjahn
	11	Jaaron Hayek	5th	6-1	200	Wayne, N.J.	jare-inn / hay-ick

CAREER PARTICIPATION

#	Name	GP-GS
0	Isas Waxter, DB	23-7
1	TD Ayo-Durojaiye, RB	38-7
2	Jalen Jackson, RB	37-4
3	Elijah Glover, DB	39-18
4	Connor Watkins, QB	24-13
4	Jalen Goodman, DB	30-25
5	Kshawn Schulters, DB	24-7
6	Devon Marshall, DB	11-3
7	Tyrell Mims, DB	28-10
8	James Mott, QB	3-0
9	Ty Trinh, DB	28-20
10	JR Strauss, LB	6-0
11	Jaaron Hayek, WR	37-32
12	Tanner Maddocks, QB	0-0
13	Ethan Carr, WR	2-0
14	Robert Russo, QB	0-0
15	Kenyon Miles, WR	1-0
16	Jack Ryder, QB	0-0
17	Irene Ngabonziza, WR	1-0
18	Justin Marcus, TE	34-10
19	Rayjuon Pringle, WR	38-31
21	Eli Smith, RB	8-0
22	Jon Wyatt, DB	3-0
23	Josh Oluremi, DB	2-0
24	Isaiah Ragland, RB	0-0
25	Christian Sapp	11-5
26	Jayvont Williams, DB	0-0
27	Danny Abraham, LB	35-2
28	DeeWil Barlee, RB	37-15
29	Derek Marrero, DB	0-0
30	Ja'briel Mace, RB	0-0
31	Shane Hartzell, LB	17-13
32	Jake Green, DL	26-1
33	Turner Inge, LB	2-0
34	Ethan Potter, DB	30-15
35	Brendan Bell, LB	26-10
36	Isaiah Wright, RB	1-0
37	Zahmir Dawud, DB	0-0
38	John Rhodan, DB	22-0
39	Matthew Mercurio, K	45-0
40	Colin Kennedy, LB	1-0
41	Garrett Rogan, DB	1-0
42	Timmy Furgeson, LB	26-4
43	Nino Betances, DB	0-0
44	Richie Kimmel, LB	19-0
45	Jordan Nelson, LB	16-0
46	Adam Vanino, LS	11-0
47	Dane Fidler, DB	0-0
48	Chris Dobrydney, WR	0-0
49	Julian Glantz, RB	3-0
51	Dale Law, LB	1-0
52	Chandon Pierre, DL	21-5
53	Jason Hall, LB	1-0
55	Jake Reichwein, DL	43-15
56	Christian Caballero, LB	0-0
57	Luke Leupold, DL	0-0
58	Ben Wheless, LS	25-0
61	Dan McManus, OL	1-0
62	RJ Reyes, OL	0-0
63	Quin Whalen, OL	1-0
65	Ian Erickson, OL	11-0
66	Tyler Langin, DL	0-0
67	Kyle Fay, OL	0-0
69	Jake Picard, OL	15-9
70	Wyatt Hummel, OL	27-8
72	Jaden Rolling, OL	16-1
73	Michael Corbi, OL	34-27
74	Temi Ajirrotutu, OL	22-16
75	Stephane Voltaire, OL	13-5
76	Chris McCullers, OL	0-0
77	Erik Bockisch, OL	1-0
78	Tommy Broderick, OL	1-0
79	Nick Torres, OL	42-40
80	Nathaniel Hill, WR	2-0
81	Mitchell Bothwell, TE	14-0
82	Jaylan Sanchez, WR	12-5
83	Luke Daly, WR	2-0
84	Daniel Lopes, WR	8-1
85	Nolan Clayton, TE	0-0
86	Tim Brown, WR	1-0
87	Ryan Sorge, WR	0-0
88	Antonio Johnson, TE	12-1
89	James Welde, TE	3-0
90	Sebastian Smith, K	0-0
91	Ayden Howard, DL	15-0
92	Nigel McSween, DL	0-0
93	Capri Martin, DL	2-0
94	Ivan Murray, DL	0-0
95	Mike Kennedy, DL	2-0
96	Nathan Fondacaro, P	41-0
97	Daniel Mueller, P	1-0
98	Obinna Nwobodo, DL	5-0
99	Camden Gagnon, DL	28-28

VILLANOVA FOOTBALL GAME NOTES

UCF OFFENSE

Pos.	No.	Name	Cl.	Ht.	Wt.
QB	9	Timmy McClain	r-So.	6-1	196
	12	Dylan Rizk	Fr.	6-2	205
RB	7	RJ Harvey	r-Sr.	5-9	205
	0	Johnny Richardson	Sr.	5-7	170
(or)	5	Jordan McDonald	So.	6-1	220
(or)	23	Demarckus Bowman	r-Jr.	5-10	193
(or)	6	Mark-Anthony Richards	r-Sr.	6-1	215
TE	82	Alec Holler	5th	6-3	230
	13	Randy Pittman Jr.	Fr.	6-2	225
(or)	85	Zach Marsh Wojan	5th	6-5	245
WR	1	Javon Baker	Sr.	6-1	208
	18	Jaylon Griffin	r-Sr.	6-3	185
WR	2	Kobe Hudson	Sr.	6-1	200
	80	Trent Whittemore	r-Jr.	6-4	211
(or)	16	Stephen Martin	r-Jr.	6-5	210
WR	3	Xavier Townsend	So.	5-11	185
	19	Jarrad Baker	r-Sr.	5-11	170
LT	71	Tylan Grable	5th	6-7	290
	78	Amari Knight	r-Sr.	6-7	318
LG	54	Bula Schmidt	r-Sr.	6-1	294
	76	Adrian Medley	r-Sr.	6-5	305
(or)	70	Ed Collins	5th	6-6	315
C	60	Drake Metcalf	r-Jr.	6-2	292
	52	Caden Kitler	r-Fr.	6-3	295
RG	77	Lokahi Pauole	5th	6-4	305
	55	Cam Kinnie	r-Jr.	6-3	315
(or)	70	Ed Collins	5th	6-6	315
RT	72	Marcellus Marshall	r-Jr.	6-5	310
	69	Paul Rubelt	r-Jr.	6-10	330

UCF SPECIALISTS

Pos.	No.	Name	Cl.	Ht.	Wt.
PK/KO	35	Colton Boomer	So.	5-10	175
	80	Grant Reddick	Fr.	5-10	190
P	40	Mitch McCarthy	So.	6-5	214
LS	41	Gage King	r-Sr.	6-4	240
	26	Chris Bowerfind	r-So.	6-0	210
H	40	Mitch McCarthy	So.	6-5	214
	80	Trent Whittemore	r-Jr.	6-4	211
PR	3	Xavier Townsend	So.	5-11	185
	80	Trent Whittemore	r-Jr.	6-4	211
KR	0	Johnny Richardson	Sr.	5-7	170
	23	Demarckus Bowman	r-Jr.	5-10	193

UCF DEFENSE

Pos.	No.	Name	Cl.	Ht.	Wt.
DE	88	Josh Celiscar	Sr.	6-4	265
	51	Malachi Lawrence	r-So.	6-4	243
(or)	33	Kaven Call	Fr.	6-3	240
DT	2	Lee Hunter	r-So.	6-4	320
	55	John Walker	Fr.	6-4	310
DT	5	Ricky Barber	r-Sr.	6-3	295
	56	Matthew Alexander	r-So.	6-3	280
BUCK	3	Tre'mon Morris-Brash	5th	6-2	245
	12	Shaun Peterson Jr.	r-Sr.	6-3	240
WILL	0	Jason Johnson	r-Sr.	6-2	235
	15	Isaiah Paul	r-Sr.	6-2	232
(or)	16	TJ Bullard	r-Fr.	6-1	200
MIKE	27	Walter Yates III	5th	6-1	219
	17	Rian Davis	r-Sr.	6-2	230
STAR	13	DeJordan Mask	5th	6-1	180
	4	Braeden Marshall	Fr.	5-10	175
CB	31	Brandon Adams	Jr.	6-3	180
	11	Decorian Patterson	r-Sr.	6-0	193
(or)	7	Fred Davis	Sr.	6-1	200
CB	14	Corey Thornton	Sr.	6-1	190
	1	Ja'Cari Henderson	r-Fr.	5-11	170
S	10	Quadric Bullard	Sr.	6-0	185
	9	Jireh Wilson	5th	6-3	219
S	21	Nikai Martinez	So.	5-11	170
	8	Demari Henderson	So.	6-0	170
(or)	29	William Wells	Jr.	6-2	185

UCF COACHING STAFF

Gus Malzahn	Brendan Bognar
Head Coach	Offensive Analyst
Addison Williams	Bobby Bentley
Defensive Coordinator/Defensive Backs	Analyst
Darin Hinshaw	Jay Carter
Offensive Coordinator/Quarterbacks	Offensive Graduate Assistant
David Gibbs	Jackson Holladay
Co-Defensive Coordinator/Secondary	Offensive Graduate Assistant
Herb Hand	Eugene Fuller
Co-Offensive Coordinator/Offensive Line	Defensive Graduate Assistant
Brian Blackmon	Michael Mosah
Special Teams Coordinator/Tight Ends	Defensive Graduate Assistant
Kenny Martin	Nate Craig-Myers
Defensive Tackles	Recruiting/Offensive Assistant
Kenny Ingram	Andrew Blaylock
Defensive Ends/Rush	Special Assistant to the Head Coach
Grant Heard	CJ Holden
Wide Receivers	Director of Operations
Kam Martin	Kenny Yerves
Running Backs	Assistant Director of Operations
Ernie Sims	Leah Callahan
Linebackers	Director of Recruiting Operations
Will Healy	Ivy Eller
Assistant Head Coach/Senior Offensive Analyst	Director, On-Campus Recruiting
Ben Larson	Cory Giddings
Special Teams Analyst	Director of Player Personnel
Charles Moore	
Defensive Analyst	

VILLANOVA FOOTBALL GAME NOTES

2023 OPPONENTS AT A GLANCE (7-16 OVERALL)

LEHIGH (1-1, 0-0 Patriot)

Date	Opponent	Result
9.2	Villanova	L, 10-38
9.9	@ Merrimack	W, 14-12
9.16	Cornell	
9.23	at Dartmouth	
9.30	at Monmouth	
10.7	at Fordham (*)	
10.14	Georgetown (*)	
10.21	@ Bucknell (*)	
11.4	Holy Cross (*)	
11.11	@ Colgate (*)	
11.18	Lafayette (*)	

COLGATE (0-2, 0-0 Patriot)

Date	Opponent	Result
9.2	@ Syracuse	0-65
9.9	@ Villanova	19-42
9.16	Penn	
9.23	@ Holy Cross (*)	
9.30	Cornell	
10.14	Dartmouth	
10.21	@ Georgetown (*)	
10.28	Bucknell (*)	
11.4	@ Lafayette (*)	
11.11	Lehigh (*)	
11.18	Fordham (*)	

UCF (2-0, 0-0 BIG 12)

Date	Opponent	Result
8.31	Kent State	W, 56-6
9.9	@ Boise State	W, 18-16
9.16	Villanova	
9.23	@ Kansas State (*)	
9.30	Baylor (*)	
10.7	@ Kansas (*)	
10.21	@ Oklahoma (*)	
10.28	West Virginia (*)	
11.4	@ Cincinnati (*)	
11.11	Oklahoma State (*)	
11.18	@ Texas Tech (*)	
11.25	Houston (*)	

RHODE ISLAND (1-1, 1-0 CAA)

Date	Opponent	Result
8.31	@ Georgia State	L, 35-42
9.8	Stony Brook (*)	W, 35-14
9.16	@ Maine (*)	
9.23	@ Villanova (*)	
9.30	Bryant	
10.7	@ Brown	
10.14	Richmond (*)	
10.21	@ UAlbany (*)	
10.28	New Hampshire (*)	
11.11	North Carolina A&T (*)	
11.18	@ Towson (*)	

UALBANY (1-2, 0-0 CAA)

Date	Opponent	Result
8.26	Fordham	W, 34-13
9.2	@ Marshall	L, 17-21
9.9	@ Hawaii	L, 20-31
9.23	@ Morgan State	
9.30	Villanova (*)	
10.7	@ Towson (*)	
10.14	@ New Hampshire (*)	
10.21	Rhode Island (*)	
10.28	@ Maine (*)	
11.4	William & Mary (*)	
11.11	@ Stony Brook (*)	
11.18	Monmouth (*)	

NORTH CAROLINA A&T (0-2, 0-0 CAA)

Date	Opponent	Result
8.31	@ UAB	L, 6-35
9.9	North Carolina Central	L, 16-30
9.16	@ Elon (*)	
9.30	@ Norfolk State	
10.7	Villanova (*)	
10.14	@ Delaware (*)	
10.21	Richmond (*)	
10.28	@ Hampton (*)	
11.4	Towson (*)	
11.11	@ Rhode Island (*)	
11.18	Campbell (*)	

ELON (0-2, 0-0 CAA)

Date	Opponent	Result
8.31	@ Wake Forest	L, 17-37
9.9	@ Gardner-Webb	L, 27-34
9.16	North Carolina A&T (*)	
9.23	@ Campbell (*)	
9.30	William & Mary (*)	
10.7	North Carolina Central	
10.14	@ Villanova (*)	
10.21	Monmouth (*)	
11.4	@ Delaware (*)	
11.11	@ Richmond (*)	
11.18	Hampton (*)	

STONY BROOK (0-2, 0-2 CAA)

Date	Opponent	Result
8.31	Delaware (*)	L, 13-37
9.9	@ Rhode Island (*)	L, 14-35
9.16	@ Arkansas State	
9.23	Richmond (*)	
9.30	@ Maine (*)	
10.7	@ Morgan State	
10.14	Fordham	
10.21	New Hampshire (*)	
10.28	@ Villanova (*)	
11.14	@ Monmouth (*)	
11.11	UAlbany (*)	

NEW HAMPSHIRE (1-1, 0-0 CAA)

Date	Opponent	Result
9.2	@ Stonehill	W, 51-17
9.9	@ Central Michigan	L, 42-45
9.16	Dartmouth	
9.23	@ Delaware (*)	
9.30	Towson (*)	
10.14	UAlbany (*)	
10.21	@ Stony Brook (*)	
10.28	@ Rhode Island (*)	
11.4	Villanova (*)	
11.11	@ Monmouth (*)	
11.18	Maine (*)	

TOWSON (0-2, 0-1 CAA)

Date	Opponent	Result
9.2	@ Maryland	L, 6-38
9.9	Monmouth (*)	L, 23-42
9.16	@ Morgan State	
9.23	Norfolk State	
9.30	@ New Hampshire (*)	
10.7	UAlbany (*)	
10.21	@ William & Mary (*)	
10.28	Delaware (*)	
11.4	@ North Carolina A&T (*)	
11.11	@ Villanova (*)	
11.18	Rhode Island (*)	

DELAWARE (1-1, 1-0 CAA)

Date	Opponent	Result
8.31	@ Stony Brook (*)	W, 37-13
9.9	@ Penn State	L, 7-63
9.16	Saint Francis	
9.23	New Hampshire (*)	
10.7	Duquesne	
10.14	North Carolina A&T (*)	
10.21	@ Hampton (*)	
10.28	@ Towson (*)	
11.4	Elon (*)	
11.11	@ Campbell (*)	
11.18	Villanova (*)	

VILLANOVA FOOTBALL GAME NOTES

VILLANOVA QUARTERBACKS

#4 CONNOR WATKINS

PASSING STATS

OPPONENT	COMP-ATT-INT	YDS	TD	LONG
at Lehigh	13-23-1	119	2	28
Colgate	8-11-0	310	2	75
at UCF				
Rhode Island				
at UAlbany				
at NC A&T				
Elon				
Stony Brook				
at UNH				
Towson				
at Delaware				
SEASON	21-34-1	429	4	75
CAREER	163-285-12	2674	21	83

RUSHING STATS

OPPONENT	ATT-YDS-TD	LONG
at Lehigh	4-(-8)-0	5
Colgate	10-15-2	17
at UCF		
Rhode Island		
at UAlbany		
at NC A&T		
Elon		
Stony Brook		
at UNH		
at Towson		
at Delaware		
SEASON	14-7-2	17
CAREER	100-464-11	75

#12 TANNER MADDOCKS

PASSING STATS

OPPONENT	COMP-ATT-INT	YDS	TD	LONG
at Lehigh	DNP			
Colgate				
at UCF				
Rhode Island				
at UAlbany				
at NC A&T				
Elon				
Stony Brook				
at UNH				
Towson				
at Delaware				
SEASON				
CAREER				

RUSHING STATS

OPPONENT	ATT-YDS-TD	LONG
at Lehigh	DNP	
Colgate		
at UCF		
Rhode Island		
at UAlbany		
at NC A&T		
Elon		
Stony Brook		
at UNH		
at Towson		
at Delaware		
SEASON		
CAREER		

#8 JAMES MOTT

PASSING STATS

OPPONENT	COMP-ATT-INT	YDS	TD	LONG
at Lehigh	2-3-0	9	0	6
Colgate				
at UCF				
Rhode Island				
at UAlbany				
at NC A&T				
Elon				
Stony Brook				
at UNH				
Towson				
at Delaware				
SEASON	2-3-0	9	0	6
CAREER	3-4-0	14	0	6

RUSHING STATS

OPPONENT	ATT-YDS-TD	LONG
at Lehigh		
Colgate		
at UCF		
Rhode Island		
at UAlbany		
at NC A&T		
Elon		
Stony Brook		
at UNH		
at Towson		
at Delaware		
SEASON		
CAREER		

SEASON AND CAREER HIGHS

	<u>SEASON HIGHS</u>		<u>CAREER HIGHS</u>	
CONNOR WATKINS				
Passing Attempts	23	Lehigh	31	2022, Hamp.
Completions	13	Lehigh	18	2022, UAlbany
Passing Yards	310	Colgate	310	2023, Colgate
Touchdowns	2	2x	4	2022, Maine
Interceptions	1	Lehigh	4	2022, LIU
Long Pass	75	Colgate	83	2022, Maine
Total Offense	325	Colgate	325	2023, Colgate
Rushing Attempts	10	Colgate	11	2x (2022)
Rushing Yards	15	Colgate	130	2022, Hamp.
Rushing Touchdowns	2	Colgate	2	4x
Long Rush	17	Colgate	75	2022, Hamp.
TANNER MADDOCKS				
Passing Attempts				
Completions				
Passing Yards				
Touchdowns				
Interceptions				
Long Pass				
Total Offense				
Rushing Attempts				
Rushing Yards				
Rushing Touchdowns				
Long Rush				
JAMES MOTT				
Passing Attempts	3	Lehigh	3	2023, Lehigh
Completions	2	Lehigh	2	2023, Lehigh
Passing Yards	9	Lehigh	9	2023, Lehigh
Touchdowns				
Interceptions				
Long Pass	6	Lehigh	6	2023, Lehigh
Total Offense	9	Lehigh	9	2023, Lehigh
Rushing Attempts				
Rushing Yards				
Rushing Touchdowns				
Long Rush				

VILLANOVA FOOTBALL GAME NOTES

VILLANOVA RUNNING BACKS

#2 JALEN JACKSON

OPPONENT	RUSHING ATT-YDS-TD	LG	RECEIVING REC-YDS-TD	LG
at Lehigh	8-144-2	66		
Colgate	12-57-1	25	1-4-0	4
at UCF				
Rhode Island				
at UAlbany				
at NC A&T				
Elon				
Stony Brook				
at UNH				
Towson				
at Delaware				
SEASON	20-201-3	66	1-4-0	4
CAREER	289-1768-20	66	17-149-2	30

#28 DEEWIL BARLEE

OPPONENT	RUSHING ATT-YDS-TD	LG	RECEIVING REC-YDS-TD	LG
at Lehigh	11-102-1	33	2-10-0	11
Colgate	6-54-1	28		
at UCF				
Rhode Island				
at UAlbany				
at NC A&T				
Elon				
Stony Brook				
at UNH				
Towson				
at Delaware				
SEASON	17-156-2	33	2-10-0	11
CAREER	364-1785-12	78	32-263-1	35

#1 TD AYO-DUROIJAIYE

OPPONENT	RUSHING ATT-YDS-TD	LG	RECEIVING REC-YDS-TD	LG
at Lehigh	5-38-0	13	2-22-0	16
Colgate	10-20-0	9		
at UCF				
Rhode Island				
at UAlbany				
at NC A&T				
Elon				
Stony Brook				
at UNH				
Towson				
at Delaware				
SEASON	15-58-0	13	2-22-0	16
CAREER	236-1219-6	70	29-253-0	35

#36 ISAIAH WRIGHT

OPPONENT	RUSHING ATT-YDS-TD	LG	RECEIVING REC-YDS-TD	LG
at Lehigh	3-8-0	4		
Colgate				
at UCF				
Rhode Island				
at UAlbany				
at NC A&T				
Elon				
Stony Brook				
at UNH				
Towson				
at Delaware				
SEASON	3-8-0	4		
CAREER	3-8-0	4		

SEASON AND CAREER HIGHS

	SEASON HIGHS		CAREER HIGHS	
JALEN JACKSON				
Rushing Attempts	12	Colgate	28	2022, Mon.
Rushing Yards	144	Lehigh	187	2022, Mon.
Rushing Touchdowns	2	Lehigh	3	2022, Mon.
Long Rush	66	Lehigh	66	2023, Lehigh
100+ Rushing Yards	1		4	
Receptions	1	Colgate	2	3x
Receiving Yards	4	Colgate	30	2021, Holy Cr.
Receiving Touchdowns			1	2x
Long Reception	4	Colgate	30	2021, Holy Cr.
All-Purpose Yards	144	Lehigh	187	2022, Mon.
100+ All-Purpose Yards	1		4	
DEEWIL BARLEE				
Rushing Attempts	11	Lehigh	22	2019, Stony Br.
Rushing Yards	102	Lehigh	177	2022 LIU
Rushing Touchdowns	1	2x	1	10x
Long Rush	33	Lehigh	78	2019, Bucknell
100+ Rushing Yards	1		4	
Receptions	2	Lehigh	5	2021, W&M
Receiving Yards	10	Lehigh	50	2019, UNH
Receiving Touchdowns			1	2019, W&M
Long Reception	11	Lehigh	35	2019, UNH
All-Purpose Yards	112	Lehigh	177	2022, LIU
100+ All-Purpose Yards	1		5	
TD AYO-DUROIJAIYE				
Rushing Attempts	10	Colgate	25	2022, Hamp.
Rushing Yards	38	Lehigh	136	2022, UAlbany
Rushing Touchdowns			1	6x
Long Rush	13	Lehigh	70	2022, UAlbany
100+ Rushing Yards			4	
Receptions	2	Lehigh	3	4x
Receiving Yards	22	Lehigh	46	2021, Rich.
Long Reception	16	Lehigh	35	2021, Rich.
All-Purpose Yards	82	Lehigh	152	2022, UAlbany
100+ All-Purpose Yards			4	
ISAIAH WRIGHT				
Rushing Attempts	3	Lehigh	3	2023, Lehigh
Rushing Yards	8	Lehigh	8	2023, Lehigh
Long Rush	4	Lehigh	4	2023, Lehigh
ELI SMITH				
Rushing Attempts			7	2x (2022)
Rushing Yards			48	2022, W&M
Long Rush			18	2022, W&M
Receptions			1	2022, W&M
Receiving Yards			2	2022, W&M
Long Reception			2	2022, W&M
All-Purpose Yards			50	2022, W&M

VILLANOVA FOOTBALL GAME NOTES

VILLANOVA WIDE RECEIVERS/TIGHT ENDS

#11 JAARON HAYEK

RECEIVING STATS

OPPONENT	REC-YDS-TD	LG
at Lehigh	DNP	
Colgate	DNP	
at UCF		
Rhode Island		
at UAlbany		
at NC A&T		
Elon		
Stony Brook		
at UNH		
Towson		
at Delaware		
SEASON	135-2287-25	83
CAREER		

#19 RAYJUON PRINGLE

RECEIVING STATS

OPPONENT	REC-YDS-TD	LG
at Lehigh	3-40-2	28
Colgate	3-168-1	67
at UCF		
Rhode Island		
at UAlbany		
at NC A&T		
Elon		
Stony Brook		
at UNH		
Towson		
at Delaware		
SEASON	6-208-3	67
CAREER	97-1760-18	80

SEASON AND CAREER HIGHS

SEASON HIGHS			CAREER HIGHS	
JAARON HAYEK				
Receptions			8	2021, Rich.
Receiving Yards			159	2022, Maine
Receiving Touchdowns			4	2022, Maine
Long Reception			83	2022, Maine
100+ Receiving Yards			9	
All-Purpose Yards			159	2022, Maine
100+ All-Purpose Yards			10	
RAYJUON PRINGLE				
Receptions	3	2x	9	2020, Stony B.
Receiving Yards	168	Colgate	171	2020, Stony B.
Receiving Touchdowns	2	Lehigh	2	4x
Long Reception	67	Colgate	80	2022, UAlbany
100+ Receiving Yards	1		7	
All-Purpose Yards	175	Colgate	175	2023, Colgate
100+ All-Purpose Yards	1		7	
JAYLAN SANCHEZ				
Receptions	2	2x	4	2022, UAlbany
Receiving Yards	128	Colgate	128	2023, Colgate
Long Reception	68	Colgate	68	2023, Colgate
All-Purpose Yards	128	Colgate	128	2023, Colgate
100+ All-Purpose Yards	1		1	
DANIEL LOPES				
Receptions	1	2x	2	2022, W&M
Receiving Yards	9	Colgate	39	2022, W&M
Recieving Touchdowns			1	2x (2022)
Long Reception	9	Colgate	39	2022, W&M
All-Purpose Yards	9	Colgate	42	2022, W&M
ANTONIO JOHNSON				
Receptions	2	Lehigh	2	2023, Lehigh
Receiving Yards	11	Lehigh	11	2023, Lehigh
Receiving Touchdowns	1	Colgate	1	2023, Colgate
Long Reception	7	Lehigh	7	2023, Lehigh
All-Purpose Yards	11	Lehigh	11	2023, Lehigh
JUSTIN MARCUS				
Receptions	3	Lehigh	3	2023, Lehigh
Receiving Yards	13	Lehigh	18	2022, Stony B.
Long Reception	6	Lehigh	18	2022, Stony B.
All-Purpose Yards	13	Lehigh	18	2022, Stony B.

#82 JAYLAN SANCHEZ

RECEIVING STATS

OPPONENT	REC-YDS-TD	LG
at Lehigh	2-25-0	20
Colgate	2-128-0	68
at UCF		
Rhode Island		
at UAlbany		
at NC A&T		
Elon		
Stony Brook		
at UNH		
Towson		
at Delaware		
SEASON	4-153-0	68
CAREER	14-218-0	68

#84 DANIEL LOPES

RECEIVING STATS

OPPONENT	REC-YDS-TD	LG
at Lehigh	1-7-0	7
Colgate	1-9-0	9
at UCF		
Rhode Island		
at UAlbany		
at NC A&T		
Elon		
Stony Brook		
at UNH		
Towson		
at Delaware		
SEASON	2-16-0	9
CAREER	6-78-1	39

#83 LUKE DALY

RECEIVING STATS

OPPONENT	REC-YDS-TD	LG
at Lehigh		
Colgate		
at UCF		
Rhode Island		
at UAlbany		
at NC A&T		
Elon		
Stony Brook		
at UNH		
Towson		
at Delaware		
SEASON		
CAREER		

#15 KENYON MILES

RECEIVING STATS

OPPONENT	REC-YDS-TD	LG
at Lehigh		
Colgate	DNP	
at UCF		
Rhode Island		
at UAlbany		
at NC A&T		
Elon		
Stony Brook		
at UNH		
Towson		
at Delaware		
SEASON		
CAREER		

#88 ANTONIO JOHNSON

RECEIVING STATS

OPPONENT	REC-YDS-TD	LG
at Lehigh	2-11-0	7
Colgate	1-1-1	1
at UCF		
Rhode Island		
at UAlbany		
at NC A&T		
Elon		
Stony Brook		
at UNH		
Towson		
at Delaware		
SEASON	3-12-1	7
CAREER	3-12-1	7

#18 JUSTIN MARCUS

RECEIVING STATS

OPPONENT	REC-YDS-TD	LG
at Lehigh	3-13-0	6
Colgate		
at UCF		
Rhode Island		
at UAlbany		
at NC A&T		
Elon		
Stony Brook		
at UNH		
Towson		
at Delaware		
SEASON	3-13-0	6
CAREER	11-80-0	18

VILLANOVA FOOTBALL GAME NOTES

VILLANOVA SPECIALISTS

#39 MATTHEW MERCURIO

KICKING STATS

OPPONENT	PAT	FG	LG
at Lehigh	5-5	1-1	37
Colgate	6-6	0-0	—
at UCF			
Rhode Island			
at UAlbany			
at NC A&T			
Elon			
Stony Brook			
at UNH			
Towson			
at Delaware			
SEASON	11-11	1-1	37
VILLANOVA	46-46	11-13	45
CAREER	139-144	55-67	49

#96 NATHAN FONDACARO

PUNTING STATS

OPPONENT	#	Avg.	LG	I20
at Lehigh	6	38.5	49	1
Colgate	3	44.3	51	0
at UCF				
Rhode Island				
at UAlbany				
at NC A&T				
Elon				
Stony Brook				
at UNH				
Towson				
at Delaware				
SEASON	9	40.4	51	1
CAREER	163	40.4	75	44

#1 TD AYO-DUROIAYE

OPPONENT	KICK RETURNS			PUNT RETURNS		
	NO-YDS-TD	AVG.	LG	NO-YDS-TD	Avg.	LG
at Lehigh	1-22-0	22.0	22			
Colgate	4-40-0	10.0	17			
at UCF						
Rhode Island						
at UAlbany						
at NC A&T						
Elon						
Stony Brook						
at UNH						
Towson						
at Delaware						
SEASON	5-62-0	12.6	22			
CAREER	14-259-0	18.5	55	0-15-1	—	15

#82 JAYLAN SANCHEZ

OPPONENT	KICK RETURNS			PUNT RETURNS		
	NO-YDS-TD	AVG.	LG	NO-YDS-TD	Avg.	LG
at Lehigh						
Colgate						
at UCF						
Rhode Island						
at UAlbany						
at NC A&T						
Elon						
Stony Brook						
at UNH						
Towson						
at Delaware						
SEASON						
CAREER	4-76-0	19.0	30	0-0-0	—	—

#19 RAYJUON PRINGLE

OPPONENT	KICK RETURNS			PUNT RETURNS		
	NO-YDS-TD	AVG.	LG	NO-YDS-TD	Avg.	LG
at Lehigh						
Colgate				1-(-1)-0	-1.0	-1
at UCF						
Rhode Island						
at UAlbany						
at NC A&T						
Elon						
Stony Brook						
at UNH						
Towson						
at Delaware						
SEASON						
CAREER	1-0-0	0.0	0	11-38-0	3.5	27

SEASON HIGHS

CAREER HIGHS

MATTHEW MERCURIO

Kickoffs			8	3x
Kickoff Yards			467	2020, Boise St.
Kickoff Average			61.7	2020, Ball St.
Field Goals Made	1	Lehigh	4	3x
Field Goals Attempted	1	Lehigh	5	2019, N. Mex.
Long Field Goal	37	Lehigh	49	2019, N. Mex.
40+ Yard Field Goals			11	
PATs Made	6	Colgate	6	5x
PATs Attempted	6	Colgate	6	5x

NATHAN FONDACARO

Punts	6	Lehigh	8	2018, UNH
Punting Yards	231	Lehigh	360	2019, Bucknell
Punting Average	44.3	Colgate	51.4	2019, Bucknell
Long Punt	51	Colgate	75	2019, Bucknell
Inside 20-Yard Line	1		44	
50+ Yard Punts	1		26	
Kickoffs	7	Colgate	9	2x
Kickoff Yards	410	Colgate	552	2018, Richmond
Kickoff Average	58.6	Colgate	65.0	2018, Maine
Touchbacks	2		33	

TD AYO-DUROIAYE

Kickoff Returns	4	Colgate	4	2023, Colgate
Kickoff Return Yards	40	Colgate	99	2021, Holy Cr.
Long Kickoff Return	17	Colgate	55	2021, Holy Cr.
Punt Return Yards			15	2021, UAlbany
Long Punt Return			15	2021, UAlbany

JAYLAN SANCHEZ

Kickoff Returns			1	2022, W&M
Kickoff Return Yards			39	2022, W&M
Long Kickoff Return			30	2022, Hamp.

RAYJUON PRINGLE

Kickoff Returns			1	2022, LIU
Kickoff Return Yards			0	2022, LIU
Long Kickoff Return			0	2022, LIU
Punt Returns	1	Colgate	2	2x (2022)
Punt Return Yards	-1	Colgate	27	2021, Stony B.
Long Punt Return	-1	Colgate	27	2021, Stony B.

JAARON HAYEK

Kickoff Returns	3			2019, SELA
Kickoff Return Yards	37			2019, Stony B.
Long Kickoff Return	26			2019, LIU

VILLANOVA FOOTBALL GAME NOTES

VILLANOVA DEFENSE

SEASON HIGHS

CAREER HIGHS

	Tackles	TFL	Sacks	Breakups	Tackles	TFL	Sacks	Breakups
Danny Abraham	8, 9.9				8, 2023	1.5, 2022	1.5, 2022	2, 2x
TD Ayo-Durojaiye	3, 9.9				4, 2022	1.0, 2021	—	—
DeeWil Barlee	2, 9.9				2, 2023	---	—	—
Brendan Bell	6, 9.9	0.5, 9.2	0.5, 9.2		12, 2022	3.0, 2022	0.5, 2x	2, 2020
Michael Corbi					1, 2021	—	—	—
Timmy Furgeson					8, 2022	1.0, 2x	1.0, 2x	—
Camden Gagnon	2, 9.9	1.0, 9.9	1.0, 9.9		8, 2022	2.0, 2021	1.0, 4x	1, 2x
Elijah Glover	6, 9.9				9, 2020	1.0, 2x	—	2, 2x
Jalen Goodman	2, 9.9	0.5, 9.9			13, 2020	1.5, 2021	—	2, 2019
Jake Green	1, 9.2	1.0, 9.2			4, 2021	1.0, 3x	—	1, 2x
Shane Hartzell	8, 9.9	1.0, 9.9	1.0, 9.9		15, 2022	2.0, 2x	1.0, 5x	—
Jaaron Hayek					1, 2x	—	—	—
Ayden Howard	4, 9.2	1.5, 9.2	0.5, 9.2		4, 2023	1.5, 2023	0.5, 2023	—
Turner Inge	2, 9.9				2, 2023	—	—	—
Jalen Jackson					2, 2018	—	—	—
Richie Kimmel	3, 9.2				4, 2022	—	—	—
Dale Law	1, 9.2				1, 2023	—	—	—
Daniel Lopes	1, 9.2				1, 2023	—	—	—
Devon Marshall	6, 9.2	1.0, 9.2		3, 9.9	6, 9.2	1.0, 9.2	—	3, 2023
Tyrell Mims	6, 9.2	1.0, 9.9			6, 2x	1.0, 3x	—	2, 2x
Jordan Nelson	3, 9.2	1.0, 9.2			3, 2x	1.0, 2023	—	—
Obinna Nwobodo	1, 9.9				1, 2023	—	—	—
Josh Oluremi	1, 9.2				1, 2x	—	—	—
Chandon Pierre	2, 9.9	1.0, 9.2			5, 2021	1.0, 3x	1.0, 2021	—
Ethan Potter	2, 9.2			1, 9.9	11, 2x	2.5, 2022	0.5, 2022	1, 6x
Rayjuon Pringle					1, 2x	—	—	—
Jake Reichwein	4, 9.9	2.0, 9.2	1.0, 9.9		7, 2022	2.5, 2022	2.5, 2022	1, 2x
John Rhodan	2, 9.2				2, 2023	—	—	—
Christian Sapp					5, 2022	—	—	1, 2022
Kshawn Schulters	1, 9.9				7, 2022	1.0, 2022	—	2, 2022
JR Strauss					1, 2022	—	—	—
Ty Trinh	5, 9.9				8, 2022	1.0, 4x	—	1, 6x
Isas Waxter	3, 9.9	0.5, 9.9		2, 9.9	7, 2019	1.0, 2021	1.0, 2021	2, 2023
Ben Wheless					1, 2x	—	—	—
Jon Wyatt	1, 9.2			1, 9.2	2, 2022	—	—	1, 2023

GAME BY GAME DEFENSIVE STATISTICS

OPPONENT	TFL	SACKS	FF	FR	INT	PBU	BLK	YARDS	POINTS
at Lehigh	8-21	1-3	1	1	2	2	0	284	10
Colgate	5-28	3-24	0	0	1	6	0	258	19
at UCF									
Rhode Island									
at UAlbany									
at NC A&T									
Elon									
Stony Brook									
at New Hampshire									
Towson									
at Delaware									
TOTAL	13-49	4-27	1	1	3	8	0	542	29

VILLANOVA FOOTBALL GAME NOTES

GAME BY GAME TACKLES

Total Tackles	UA-A	TOT	LEH	COL	UCF	URI	UALB	NCAT	ELON	SB	UNH	TO(W DEL
Shane Hartzell	10-4	14	7-0	3-4								
Danny Abraham	5-5	10	2-0	3-5								
Devon Marshall	8-1	9	6-0	2-1								
Ty Trinh	4-5	9	2-2	2-3								
Elijah Glover	6-2	8	2-0	4-2								
Tyrell Mims	4-4	8	3-3	1-1								
Jake Reichwein	6-1	7	3-0	3-1								
Brendan Bell	4-3	7	0-1	4-2								
Ayden Howard	4-3	7	3-1	1-2								
Richie Kimmel	3-2	5	3-0	0-2								
Jordan Nelson	4-1	5	3-0	1-1								
Isas Waxter	2-2	4	0-1	2-1								
TD Ayo-Durojaiye	1-3	4	1-0	0-3								
Chandon Pierre	2-1	3	1-0	1-1								
DeeWil Barlee	1-2	3	0-1	1-1								
Turner Inge	2-0	2	0-0	2-0								
Ethan Potter	2-0	2	2-0	0-0								
John Rhodan	2-0	2	2-0	0-0								
Camden Gagnon	1-1	2	0-0	1-1								
Jalen Goodman	0-2	2	DNP	0-2								
Jake Green	1-0	1	1-0	DNP								
Dale Law	1-0	1	1-0	DNP								
Daniel Lopes	1-0	1	1-0	0-0								
Kshawn Schulters	1-0	1	DNP	1-0								
Jon Wyatt	1-0	1	1-0	0-0								
Obinna Nwobodo	0-1	1	0-0	0-1								
Josh Oluremi	0-1	1	0-1	DNP								
TOTAL	76-44	120	44-10	32-34								

SPECIAL TEAMS TACKLES

Total Tackles	KO-PU	TOT	LEH	COL	UCF	URI	UALB	NCAT	ELON	SB	UNH	TOW DEL
TD Ayo-Durojaiye	3-1	4	0-1	3-0								
Danny Abraham	2-0	2	0-0	2-0								
Tyrell Mims	2-0	2	1-0	1-0								
Shane Hartzell	1-1	2	1-1	0-0								
DeeWil Barlee	0-2	2	0-0	0-2								
Richie Kimmel	1-0	1	0-0	1-0								
Ty Trinh	1-0	1	0-0	1-0								
Brendan Bell	0-1	1	0-0	0-1								
Jordan Nelson	0-1	1	0-0	0-1								
TOTAL	10-6	16	2-2	8-4								

VILLANOVA FOOTBALL GAME NOTES

GAME BY GAME STARTERS

OFFENSE	QB	RB	WR/RB	WR/RB	WR/TE	TE/WR	LT	LG	C	RG	RT
Lehigh	Watkins	Jackson	Ayo-Durojaiye	Pringle	Sanchez	Johnson	Voltaire	Corbi	Picard	Torres	Ajirotutu
Colgate	Watkins	Jackson	Ayo-Durojaiye	Barlee	Pringle	Sanchez	Voltaire	Corbi	Picard	Torres	Ajirotutu
UCF											
URI											
UAlbany											
NC A&T											
Elon											
Stony Brook											
UNH											
Towson											
Delaware											
DEFENSE	DE	DT	DE	LB	MLB	LB	CB	CB	FS	WS	SS
Lehigh	Gagnon	Green	Reichwein	Hartzell	Abraham	Bell	Marshall	Waxter	Mims	Glover	Trinh
Colgate	Gagnon	Pierre	Reichwein	Hartzell	Abraham	Bell	Marshall	Waxter	Goodman	Glover	Potter
UCF											
URI											
UAlbany											
NC A&T											
Elon											
Stony Brook											
UNH											
Towson											
Delaware											

VILLANOVA SCORING DRIVES

OPP	QTR	TIME	PL/YDS/TM	RES	PLAY	OPP	QTR	TIME	PL/YDS/TM	RES	PLAY
Lehigh	1	3:58	11/75/6:26	TD	Jackson 1-yard run						
Lehigh	1	1:53	2/28/0:46	TD	Pringle 28-yard reception						
Lehigh	2	5:26	6/58/3:48	FG	Mercurio 37-yd field goal						
Lehigh	2	3:45	2/17/0:44	TD	Pringle 7-yard reception						
Lehigh	2	1:49	2/51/0:51	TD	Jackson 46-yard run						
Lehigh	3	4:13	9/97/5:15	TD	Barlee 1-yard run						
Colgate	1	8:39	7/61/4:24	TD	Jackson 25 yd run						
Colgate	1	1:09	7/74/3:56	TD	Watkins 1 yd run						
Colgate	2	5:11	7/75/3:46	TD	Watkins 1 yd run						
Colgate	2	2:59	1/67/0:13	TD	Pringle 67 yd reception						
Colgate	3	12:41	4/75/2:13	TD	Johnson 1 yd reception						
Colgate	4	7:07	7/88/4:40	TD	Barlee 28 yd run						

VILLANOVA FOOTBALL GAME NOTES

LONG PLAYS BY THE NUMBERS

YARDS	NO.	TD
100+	0	0
90-99	0	0
80-89	0	0
70-79	1	0
60-69	3	1
50-59	1	0
40-49	2	1
30-39	1	0
20-29	6	3

LONG PLAYS BY TYPE

PLAY	NO.	TD
Rushing	6	3
Passing	7	2
Punt Returns	0	0
Kick Returns	1	0
Interceptions	0	0
Fumble Returns	0	0
Other	0	0
TOTAL	14	5

LONGEST PLAYS OF THE YEAR

RUSHING	
66	Jalen Jackson at Lehigh
RUSHING TOUCHDOWN	
46	Jalen Jackson at Lehigh
PASSING	
75	Connor Watkins vs. Colgate
PASSING TOUCHDOWN	
67	Connor Watkins vs. Colgate
RECEPTION	
68	Jaylan Sanchez vs. Colgate
TOUCHDOWN RECEPTION	
67	Rayjuon Pringle vs. Colgate
PUNT RETURN	
-1	Rayjuon Pringle vs. Colgate
KICK RETURN	
22	TD Ayo-Durojaiye at Lehigh
INTERCEPTION RETURN	
18	Ty Trinh at Lehigh
FUMBLE RETURN	
0	Richie Kimmel at Lehigh
PUNT	
51	Nathan Fondacaro vs. Colgate
FIELD GOAL	
37	Matthew Mercurio at Lehigh

LONGEST PLAYS OF THE YEAR (20+ YARDS)

YDS	TYPE	PLAYER	OPPONENT
75	Pass	Connor Watkins to Sanchez (68) and Pringle (7)	Colgate
68	Pass	Connor Watkins to Jaylan Sanchez	Colgate
67*	Pass	Connor Watkins to Rayjuon Pringle	Colgate
66	Rush	Jalen Jackson	at Lehigh
51	Pass	Connor Watkins to Rayjuon Pringle	Colgate
46*	Rush	Jalen Jackson	at Lehigh
43	Pass	Connor Watkins to Rayjuon Pringle	Colgate
33	Rush	DeeWil Barlee	at Lehigh
29	Rush	DeeWil Barlee	at Lehigh
28*	Pass	Connor Watkins to Rayjuon Pringle	at Lehigh
28*	Rush	DeeWil Barlee	Colgate
25*	Rush	Jalen Jackson	Colgate
22	KR	TD Ayo-Durojaiye	at Lehigh
20	Pass	Connor Watkins to Jaylan Sanchez	at Lehigh

* denotes a touchdown

20-YARD PLUS BY PLAYER								
PLAYER	NO.	TD	RUSH	REC.	KR	PR	IR	FR
Pringle	4	2	0	4	0	0	0	0
Jackson	3	2	3	0	0	0	0	0
Barlee	3	1	3	0	0	0	0	0
Sanchez	3	0	0	3	0	0	0	0
Ayo-Durojaiye	1	0	0	0	1	0	0	0
TOTAL	14	5	6	7	1	0	0	0

VILLANOVA FOOTBALL GAME NOTES

MISCELLANEOUS STATS

NON-OFFENSIVE TOUCHDOWNS

Player	Type	Yds	Opponent
Jalen Goodman	INT	23	Maine

POINTS OFF TURNOVERS

OPPONENT	VU TO	OPP PTS	OPP TO	VU PTS	+/-
Lehigh	1	0	3	21	21
Colgate	1	3	1	0	-3
UCF					
Rhode Island					
UAlbany					
NC A&T					
Elon					
Stony Brook					
UNH					
Towson					
Delaware					
TOTAL	2	3	4	21	18

CAREER INTERCEPTIONS

Player	INT	Return Yards	Long	TD
Elijah Glover	4	130	78	1
Danny Abraham	4	51	32	0
Kshawn Schulters	3	50	48	0
Tyrell Mims	3	0	0	0
Ty Trinh	2	18	18	0
Jalen Goodman	1	23	23	1
Jake Green	1	4	4	0
Ethan Potter	1	1	1	0
Isas Waxter	1	0	0	0

CAREER FUMBLES

Player	FF	FR	Return Yards	TD
Danny Abraham	0	2	0	0
Brendan Bell	0	1	0	0
TD Ayo-Durojaiye	0	1	0	1
Timmy Furgeson	1	1	0	0
Camden Gagnon	2	0	0	0
Jalen Goodman	1	0	0	0
Elijah Glover	1	0	0	0
Shane Hartzell	1	0	0	0
Richie Kimmel	0	1	0	0
Tyrell Mims	0	2	0	0
Chandon Pierre	1	0	0	0
Ethan Potter	1	1	0	0
Jake Reichwein	3	1	0	0
Ty Trinh	1	2	0	0

CAREER BLOCKED KICKS

Player	Type	Opponent	Date
Brendan Bell	Punt	UAlbany	10.16.21
Richie Kimmel	Punt	Delaware	11.19.22
Devon Marshall	Punt	Delaware	11.19.22
Tyrell Mims	Punt	William & Mary	10.30.21

CAREER 100-YARD RUSHING GAMES

Player	Yds.	Att.	TD	Opp.	Date
TD Ayo-Durojaiye	110	16	1	LIU	9.10.22
TD Ayo-Durojaiye	106	11	0	Richmond	10.15.22
TD Ayo-Durojaiye	136	20	1	UAlbany	10.22.22
TD Ayo-Durojaiye	112	25	0	Hampton	10.29.22
DeeWil Barlee	131	22	1	Stony B.	10.26.19
DeeWil Barlee	114	18	1	Rich.	11.9.19
DeeWil Barlee	177	18	1	LIU	9.10.22
DeeWil Barlee	102	11	1	Lehigh	9.2.23
Jalen Jackson	104	12	2	URI	10.23.21
Jalen Jackson	103	11	2	Stony B.	11.13.21
Jalen Jackson	187	28	3	Monmouth	9.24.22
Jalen Jackson	144	8	2	Lehigh	9.2.23
Connor Watkins	130	11	2	Hampton	10.29.22

CAREER 100-YARD RECEIVING GAMES

Player	Yds.	Rec.	TD	Opp.	Date
Dez Boykin	110	6	0	W&M	11.12.22
Jaaron Hayek	108	6	2	Towson	9.21.19
Jaaron Hayek	105	6	1	SELA	11.30.19
Jaaron Hayek	127	8	1	Rich.	9.18.21
Jaaron Hayek	115	6	1	W&M	10.30.21
Jaaron Hayek	117	5	1	Dela.	11.20.21
Jaaron Hayek	141	6	2	Lehigh	9.2.22
Jaaron Hayek	120	4	0	LIU	9.10.22
Jaaron Hayek	136	6	0	Monmouth	9.24.22
Jaaron Hayek	159	5	4	Maine	10.1.22
Rayjuon Pringle	171	9	1	Stony B.	3.6.21
Rayjuon Pringle	107	4	2	Penn St.	9.25.21
Rayjuon Pringle	132	8	1	JMU	10.9.21
Rayjuon Pringle	105	7	0	Elon	11.6.21
Rayjuon Pringle	143	4	2	UAlbany	10.22.22
Rayjuon Pringle	168	3	1	Colgate	9.9.23
Jaylan Sanchez	128	2	0	Colgate	9.9.23

CAREER 300-YARD PASSING GAMES

Player	Yds.	C-A-I	TD	Opp.	Date
Connor Watkins	310	8-11-0	2	Colgate	9.9.23

CAREER DOUBLE DIGIT TACKLE GAMES

Player	TOT	UA-A	Opp.	Date
Brendan Bell	10	5-5	Towson	11.5.22
Brendan Bell	12	9-3	Delaware	11.19.22
Jalen Goodman	13	10-3	URI	3.13.21
Jalen Goodman	12	10-2	Holy Cr.	12.3.21
Jalen Goodman	12	5-7	Delaware	11.19.22
Shane Hartzell	15	8-7	Richmond	10.15.22
Shane Hartzell	10	6-4	Delaware	11.19.22
Ethan Potter	11	4-7	Maine	10.1.22
Ethan Potter	11	6-5	Richmond	10.15.22

VILLANOVA FOOTBALL GAME NOTES

DEFENSE/SPECIAL TEAMS TOUCHDOWNS

(since becoming an FCS member in 1985)

PLAY	TDs
DEFENSE (66)	
Interception Return.....	42
Fumble Return.....	18
Blocked Punt Return.....	5
Blocked Field Goal Return.....	1
SPECIAL TEAMS (17)	
Kick Return.....	15
Punt Return.....	2
TOTAL	83

LONGEST TOUCHDOWNS BY TYPE

Interception Return

100 yards by Rob Rolle on September 17, 2016 vs. Towson

Fumble Return

99 yards by Jaquan Amos on October 7, 2017 vs. Maine

Return of Blocked Punt

33 yards by Ademole Turner on September 21, 1996 vs. Fordham

Return of Blocked Field Goal

73 yards by Craig James on September 28, 2013 vs. Penn

Kick Return

100 yards by Nowoola Awopetu on November 9, 2019 vs. Richmond

Punt Return

66 yards by Poppy Livers on October 20, 2012 vs. Georgia State

DEFENSIVE/SPECIAL TEAMS TDS BY YEAR

DEFENSE

4	2000, 2016, 2017, 2019
3	2004, 2005, 2007, 2009, 2012, 2013
2	1986 1989, 1991, 1992, 1994, 1996, 1999, 2003, 2008, 2010, 2011, 2014, 2018, 2021
1	1997, 1998, 2001, 2022

SPECIAL TEAMS

2	2000, 2010
1	1996, 1997, 1998, 2001, 2002, 2003, 2004, 2007, 2008, 2009, 2012, 2017, 2019

DEFENSIVE/SPECIAL TEAMS TDS BY MONTH

August	3
September	35
October	21
November	21
December	3

DEFENSIVE/SPECIAL TEAMS TDS BY PLAYER

DEFENSIVE TOUCHDOWNS	TDs
Jaquan Amos	4
Jimmy Pitts.....	3
Ronnie Akins	2
Nowoola Awopetu	2
Brian Barajas	2
Eric Loper	2
Rob Rolle	2
Joe Sarnese	2
Jeff Steeb	2
Daryl Stewart.....	2
Darrell Adams	1
TD Ayo-Durojaiye	1
Rodney Badger	1
Christian Benford.....	1
Austin Calitro	1
Clarence Curry	1
Chris Curtis.....	1
John Dempsey	1
Curtis Eller.....	1
Brennan Erbeznik.....	1
Jalen Goodman.....	1
Sean Goodrich	1
Mike Hoffman	1
Brian Hulea	1
Keeling Hunter.....	1
Craig James	1
Gary Johnson	1
Marlon Johnson.....	1
Joe Keating	1
Salim Koroma	1
Tanoh Kpassagnon	1
Tim Kukucka	1
DeLonne Kelly	1
Kevin Long.....	1
Jason McMillion	1
Jerry Miles	1
Martel Moody.....	1
Steven Neugebauer.....	1
Osayi Osunde	1
Delmon Robertson	1
Bobby Rosato	1
Dan Silva	1
Kwesi Solomon.....	1
Rich Spugnardi.....	1
Terence Taylor.....	1
Elijah Trent.....	1
Ademole Turner.....	1
Ray Ventrone	1
Ross Ventrone.....	1
Curtis Waltman.....	1
Aaron Weems	1
Darrel Young	1
SPECIAL TEAMS TOUCHDOWNS	TDs
Brian Westbrook.....	5
Angelo Babbaro.....	3
Martin Gibson.....	3
Matt Szczur	2
Nowoola Awopetu	1
Poppy Livers.....	1
Taurus Phillips	1
Ademole Turner.....	1

VILLANOVA FOOTBALL GAME NOTES

SINGLE GAME HIGHS

INDIVIDUAL SINGLE GAME HIGHS

Category	No.	Player
Rushes	12	Jalen Jackson vs. Colgate
Rushing Yards	144	Jalen Jackson at Lehigh
Rushing TDs	2	Jackson at Lehigh; Watkins vs. Colgate
Long Rush	66	Jalen Jackson at Lehigh
Pass Attempts	23	Connor Watkins at Lehigh
Pass Completions	12	Connor Watkins at Lehigh
Passing Yards	310	Connor Watkins vs. Colgate
Passing TDs	2	Connor Watkins at Lehigh/vs. Colgate
Long Pass	75	Connor Watkins vs. Colgate
Receptions	3	Marcus/Pringle at Lehigh; Pringle vs. Colgate
Receiving Yards	168	Rayjuon Pringle vs. Colgate
Receiving TDs	2	Rayjuon Pringle at Lehigh
Long Reception	68	Jaylan Sanchez vs. Colgate
Field Goals	1	Matthew Mercurio at Lehigh
Long Field Goal	37	Matthew Mercurio at Lehigh
Punts	6	Nathan Fondacaro at Lehigh
Punting Average	44.3	Nathan Fondacaro vs. Colgate
Long Punt	51	Nathan Fondacaro vs. Colgate
Punts Inside 20	1	Nathan Fondacaro at Lehigh
Long Punt Return	-1	Rayjuon Pringle vs. Colgate
Long Kick Return	22	TD Ayo-Durojaiye at Lehigh
Long INT Return	18	Ty Trinh at Lehigh
Long FR Return		
Tackles	8	Danny Abraham/Shane Hartzell vs. Colgate
Tackles For Loss	2.0	Jake Reichwein at Lehigh
Sacks	1.5	Shane Hartzell vs. Colgate
Interceptions	1	Mims/Trinh at Lehigh; Waxter vs. Colgate

OPPONENT SINGLE GAME HIGHS

Category	No.	Player
Rushes	14	Michael Brescia, Colgate
Rushing Yards	23	Jack DiPietro, Lehigh
Rushing TDs	1	Michael Brescia, Colgate
Long Rush	28	Gaige Garcia, Lehigh
Pass Attempts	38	Brayten Silbor, Lehigh
Pass Completions	23	Brayten Silbor, Lehigh
Passing Yards	225	Michael Brescia, Colgate
Passing TDs	1	Silbor, Lehigh/Brescia, Colgate
Long Pass	54	Michael Brescia, Colgate
Receptions	6	Jamiel, Lehigh/Saunders, Colgate
Receiving Yards	132	Treyvhon Saunders, Colgate
Receiving TDs	1	Garcia, Lehigh/Saunders, Colgate
Long Reception	54	Treyvhon Saunders, Colgate
Field Goals	2	Jacob Jaworski, Colgate
Long Field Goal	38	Nick Garrido, Lehigh
Punts	8	Ben Banks-Altekruse, Lehigh
Punting Average	44.2	Ben Banks-Altekruse, Lehigh
Long Punt	53	Jacob Jaworski, Colgate
Punts Inside 20	4	Ben Banks-Altekruse, Lehigh
Long Punt Return	13	Max Hurleman, Colgate
Long Kick Return	21	Jaedon Henry, Colgate
Long INT Return	30	Donovan Lassiter, Lehigh
Long FR Return		
Tackles	7	Mike DeNucci, Lehigh
Tackles For Loss	2.0	Ochojski, Lehigh/Kozlowski, Colgate
Sacks	1.5	Drew Frankel, Colgate
Interceptions	1	Donovan Lassiter, Lehigh

TEAM SINGLE GAME HIGHS

Category	No.	Villanova
Rushes	41	vs. Colgate
Rushing Yards	284	at Lehigh
Yards Per Rush	9.2	at Lehigh
Rushing TDs	4	vs. Colgate
Pass Attempts	26	at Lehigh
Pass Completions	15	at Lehigh
Passing Yards	310	vs. Colgate
Yards Per Pass	28.2	vs. Colgate
Passing TDs	2	at Lehigh/vs. Colgate
Total Plays	57	at Lehigh
Total Offense	462	vs. Colgate
Yards Per Play	8.9	vs. Colgate
Points	42	vs. Colgate
First Downs	18	at Lehigh
Penalties	6	vs. Colgate
Penalty Yards	51	vs. Colgate
Turnovers	1	at Lehigh/vs. Colgate
Sacks	3	vs. Colgate
Interceptions	2	at Lehigh
Punts	6	at Lehigh
Punting Average	44.3	vs. Colgate
Third Down Pct.	54.5% (6-11)	vs. Colgate
Fourth Down Pct.	100.0% (2-2)	at Lehigh
	100.0% (1-1)	vs. Colgate

OPPONENT SINGLE GAME HIGHS

Category	No.	Opponent
Rushes	31	Colgate
Rushing Yards	78	Lehigh
Yards Per Rush	3.4	Lehigh
Rushing TDs	1	Colgate
Pass Attempts	39	Lehigh
Pass Completions	23	Lehigh
Passing Yards	225	Colgate
Yards Per Pass	7.5	Colgate
Passing TDs	1	Lehigh/Colgate
Total Plays	62	Lehigh
Total Offense	284	Lehigh
Yards Per Play	4.6	Lehigh
Points	19	Colgate
First Downs	15	Colgate
Penalties	7	Colgate
Penalty Yards	45	Lehigh
Turnovers	3	Lehigh
Sacks	3	Colgate
Interceptions	1	Lehigh
Punts	8	Lehigh
Punting Average	44.2	Lehigh
Third Down Pct.	33.3% (5-15)	Colgate
Fourth Down Pct.	50.0% (1-2)	Lehigh

VILLANOVA FOOTBALL GAME NOTES

THE LAST TIME VILLANOVA

VILLANOVA	SPAN OF GAMES	LAST TIME
Scoring		
50-59	24	55 vs. Bucknell (9.11.2021)
60-69	186	63 vs. William & Mary (10.6.2007)
70+	1,191	NEVER
<10	4	3 at Towson (11.5.2022)
<7	4	3 at Towson (11.5.2022)
Shutout by	46	0-34 vs. New Hampshire (10.27.2018)
Shutout by (CAA)	46	0-34 vs. New Hampshire (10.27.2018)
Shutout by (home)	46	0-34 vs. New Hampshire (10.27.2018)
Shutout by (road)	71	0-23 vs. Richmond (10.15.2016)
Shutout opponent	16	35-0 at Elon (11.6.2021)
Shutout (home)	19	44-0 vs. Rhode Island (10.23.2021)
Shutout (road)	17	35-0 at Elon (11.6.2021)
Shutout (CAA)	18	44-0 vs. Rhode Island (10.23.2021)
Rushing		
300+ Yards	11	365 at LIU (9.10.2022)
400+ Yards	161	410 vs. Northeastern (9.26.2009)
<100 Yards	4	85 at Towson (11.5.2022)
<0 Yards	195	-39 vs. Maine (10.14.2006)
Passing		
300-399 Yards	0	310 vs. Colgate (9.9.2023)
400-499 Yards	208	418 vs. New Hampshire (10.1.2005)
Total Offense		
500-599 Yards	9	531 vs. Monmouth (9.24.2022)
600-699 Yards	50	609 vs. Bucknell (9.22.2018)
700+ Yards	742	706 vs. North Carolina State (11.19.1949)
<200 Yards	4	153 at Towson (11.5.2022)
<100 Yards	377	87 vs. New Hampshire (11.3.1990)
30+ first downs	31	30 vs. Delaware (11.23.2019)
100+ penalty yards	20	10-110 at UAlbany (10.16.2021)
2 fumbles lost	2	2 vs. Delaware (11.19.22)
3+ fumbles lost	50	3 vs. Bucknell (9.22.2018)
Scored a safety	88	1 vs. Connecticut (9.3.2015)
Scored two safeties	116	2 vs. James Madison (11.10.2012)
Allowed a safety	6	1 vs. UAlbany (10.22.2022)
Forced 5 TO	25	6 at Lehigh (9.4.2021)
Forced 6+ TO	25	6 at Lehigh (9.4.2021)
Committed 5+ TO	112	5 vs. Fordham (9.7.2013)
4+ interceptions	25	4 at Lehigh (9.4.2021)
Forced 2 fumbles	12	2 vs. Lehigh (9.2.2022)
Forced 3 fumbles	19	3 vs. Rhode Island (10.23.2021)
Forced 4+ fumbles	96	4 vs. Rhode Island (10.11.2014)
Recovered 2 fumbles	2	2 vs. Delaware (11.19.22)
Recovered 3+ fumbles	19	3 vs. Rhode Island (10.23.2021)
2+ defensive TDs	45	2 INT returns vs. Richmond (11.3.2018)
Defense/ST TDs	62	2 INT returns/1 PR vs. Lafayette (9.16.2017)
Consecutive games non-off. TD	40	3 straight, vs. Colgate/Lehigh/Bucknell (8.24-9.14.2019)
5 total TD's in a game	1	5 at Lehigh (9.2.2023)
6 total TD's in a game	0	6 vs. Colgate (9.9.2023)
7+ total TD's in a game	24	7 vs. Bucknell (9.11.2021)
Recovered onside kick	103	vs. Delaware (11.23.2013)
Defensive 2-point conv.	321	vs. William & Mary (10.28.1995)
Walk-Off Win	6	vs. UAlbany (10.22.2022)
RUSHING		
100-199	1	144, Jackson and 102, Barlee at Lehigh (9.2.2023)
200-299	106	214, John Robertson vs. Maine (10.26.2013)
300+	1,191	NEVER
2 players 100+	1	Jackson (144), Barlee (102) at Lehigh (9.2.2023)
30+ attempts	102	34, John Robertson vs. Syracuse (8.29.2014)
Consecutive 100+	5	3 straight, TD Ayo-Durojaiye (10.15 - 10.29.2022)
Consecutive 200+	106	2 straight, John Robertson (10.19 - 10.26.2013)
50-59 yard rush	7	51, TD Ayo-Durojaiye at Richmond (10.15.2022)
60-69 yard rush	1	66, Jalen Jackson at Lehigh (9.2.2023)
70-79 yard rush	6	75, Connor Watkins vs. Hampton (10.29.2022)
80-89 yard rush	16	83, Justin Covington vs. Stony Brook (11.13.2021)
90-99 yard rush	393	90, Mike Jones vs. Columbia (9.23.1989)
100+ yard rush	1,128	110, John Powers vs. Fordham (10.15.1902)
3 rushing TDs	9	Jalen Jackson vs. Monmouth (9.24.2022)
4 rushing TDs	27	4, Justin Covington at Maine (4.3.2021)

VILLANOVA	SPAN OF GAMES	LAST TIME
PASSING		
300-399 yards	0	310, Connor Watkins vs. Colgate (9.9.2023)
400+ yards	237	460, Brett Gordon vs. Delaware (11.23.2002)
40-49 attempts	23	40, Daniel Smith vs. Richmond (9.18.2021)
50+ attempts	207	54, Frank Jankowski vs. Richmond (10.8.2005)
25-29 completions	23	26, Daniel Smith vs. Richmond (9.18.2021)
30-39 completions	202	30, Frank Jankowski vs. JMU (11.12.2005)
40+ completions	244	40, Brett Gordon vs. JMU (9.28.2002)
3 passing TDs	6	3, Connor Watkins vs. UAlbany (10.22.2022)
4 passing TDs	8	4, Connor Watkins at Maine (10.1.2022)
5 passing TDs	31	5, Daniel Smith vs. Delaware (11.23.2019)
6 passing TDs	271	6, Chris Boden vs. Delaware (11.20.1999)
Consecutive 300+	207	3 straight, Frank Jankowski (9.24 - 10.8.2005)
50-59 yard pass	0	51, Connor Watkins vs. Colgate (9.9.2023)
60-69 yard pass	0	67/60, Connor Watkins vs. Colgate (9.9.2023)
70-79 yard pass	0	75, Connor Watkins vs. Colgate (9.9.2023)
80-89 yard pass	10	80, Connor Watkins vs. UAlbany (10.22.2022)
90-99 yard pass	50	90, Zach Bednarczyk vs. Bucknell (9.22.2018)
100+ yard pass	1,191	NEVER
RECEIVING		
100-199 yards	0	168, Pringle and 128, Sanchez vs. Colgate (9.9.2023)
200+ yards	31	236, Changa Hodge vs. Delaware (11.23.2019)
2 players 100+	0	Pringle (168), Sanchez (128) vs. Colgate (9.9.2023)
10 receptions	195	10, Duquese May vs. Maine (10.14.2006)
11 receptions	139	11, Matt Szczur vs. Stephen F.A. (12.4.2.2010)
12-14 receptions	248	12, Brian White vs. Rutgers (8.31.2002)
15 receptions	289	15, Brian Westbrook vs. N' eastern (10.10.1998)
16 receptions	293	16, Brian Finneran vs. Y'town State (12.6.1997)
Consecutive 100+	8	2 straight, Jaaron Hayek (9.24 - 10.1.2022)
50-59 yard catch	0	51, Rayjuon Pringle vs. Colgate (9.9.2023)
60-69 yard catch	0	68/60, Jaylan Sanchez vs. Colgate (9.9.2023)
67, Rayjuon Pringle vs. Colgate (9.9.2023)		
70-79 yard catch	37	77, Changa Hodge vs. Maine (9.28.2019)
80-89 yard catch	6	80, Rayjuon Pringle vs. UAlbany (10.22.2022)
90-99 yard catch	50	90, Josh McGrigg vs. Bucknell (9.22.2018)
100+ yard catch	1,191	NEVER
3 receiving TDs	138	3, Norman White vs. Stephen F.A. (12.4.2010)
4 receiving TDs	8	4, Jaaron Hayek vs. Maine (10.1.2022)
5 receiving TDs	534	5, Mike Siani vs. Xavier (10.30.1971)
SPECIAL TEAMS		
50+ yard field goal	274	50, Casey Hannon vs. JMU (10.1.1999)
45-49 yard field goal	3	45, Matthew Mercurio vs. W&M (11.12.2022)
40-44 yard field goal	10	40, Matthew Mercurio vs. Army West Point (9.17.2022)
Made 3+ field goals	20	3, Cole Bunce vs. Rhode Island (10.23.2021)
Made 7+ PATs	24	7, William Bartel vs. Bucknell (9.11.2021)
Missed PAT	16	1, Cole Bunce vs. Stony Brook (11.13.2021)
70+ yard punt	40	75, John Hinchin at Bucknell (9.14.2019)
60-69 yard punt	27	68, Nathan Fondacaro at Maine (4.3.2021)
Kickoff return TD	33	100, Nowoola Awopetu vs. Rich. (11.9.2019)
Punt return TD	20	15, TD Ayo-Durojaiye at UAlbany (10.16.2021)
2+ kick return TD	1,191	NEVER
Start game kick return TD	32	100, Nowoola Awopetu vs. Rich. (11.9.2019)
Consecutive games non-off. TD	??	Has not happened since FB reinstated in 1985
2-point conversion	2	Connor Watkins (rush) vs. Delaware (11.19.22)
Blocked a PAT	69	Tanoh Kpassagnon vs. Richmond (11.14.2015)
Blocked a FG	48	Jafonta Johnson vs. Maine (10.6.2018)
Blocked a punt	2	Richie Kimmel vs. Delaware (11.19.22)
		Devon Marshall vs. Delaware (11.19.22)
TD on blocked FG	111	73, Craig James vs. Stony Brook (9.28.2013)
TD on blocked punt	20	TD Ayo-Durojaiye at UAlbany (10.16.2021)
DEFENSE		
10-14 tackles	2	12, Brendan Bell vs. Delaware (11.19.22)
		12, Jalen Goodman vs. Delaware (11.19.22)
		10, Shane Hartzell vs. Delaware (11.19.22)
15-19 tackles	7	15, Shane Hartzell at Richmond (10.15.2022)
20+ tackles	13	21, Forrest Rhyne vs. S. Dakota St. (12.11.2021)
5+ TFL	175	5.5, Greg Miller vs. Richmond (9.27.2008)
3+ sacks	70	3.5, Ed Shockley vs. UAlbany (10.22.2016)
2+ interceptions	24	Christian Benford vs. Bucknell (9.11.2021)
3+ fumble recoveries	220	3, Darrell Adams vs. James Madison (9.17.2004)
2 fumble recoveries	45	2, Chucky Smith vs. Richmond (11.3.2018)
INT return TD	8	1, Jalen Goodman at Maine (10.1.2022)
2 INT return TDs	45	Nowoola Awopetu vs. Richmond (11.3.2018)
Fumble return TD	59	Jaquan Amos vs. Maine (10.7.2017)

VILLANOVA FOOTBALL GAME NOTES

THE LAST TIME THE OPPONENT

OPPONENT	SPAN OF GAMES	LAST TIME	OPPONENT	SPAN OF GAMES	LAST TIME
Scoring			RECEIVING		
50-59	217	51 by New Hampshire (10.2.2004)	100-199 yards	0	132 by Trevyhon Saunders (9.9.2023)
60-69	1,007	62 by Army (11.15.1919)	200+ yards	57	205 by Korte Weeks, Elon (10.28.2017)
70-79	1,056	71 by Penn State (11.9.1912)	3 players 100+	30	Turner (173), Schwebel (119), Conner (102), SELA (11.30.2019)
80+	792	83 by Army (11.4.1944)	2 players 100+	22	Washington (148), Dotson (117), Penn State (9.25.2021)
<10	17	0 by Elon (11.6.2021)	10+ receptions	6	11 by Roy Alexander, UAlbany (10.22.2022)
<7	17	0 by Elon (11.6.2021)	50-59 yard catch	0	54 by Trevhon Saunders (9.9.2023)
Rushing			60-69 yard catch	22	67 by Parker Washington, Penn State (9.25.2021)
300+ Yards	3	371 by William & Mary (11.12.2022)	70-79 yard catch	49	76 by Shane Leatherbury, Towson (9.15.2018)
400+ Yards	10	472 by Army West Point (9.17.2022)	80-89 yard catch	20	83 by KeAndre Lambert-Smith, Penn State (9.25.2021)
<100 Yards	0	33 by Colgate (9.9.2023)	90-99 yard catch	152	98 by Cameron Dohse, W&M (12.11.2009)
<0 Yards	24	-12 by Lehigh (9.4.2021)	100+ yard catch	1,191	NEVER
Passing			3+ touchdowns	207	3 by David Ball, UNH (10.1.2005)
300-399 Yards	2	347 by Delaware (11.19.22)	SPECIAL TEAMS		
400-499 Yards	22	429 by Penn State (9.25.2021)	50+ yard field goal	48	52 by Kenny Doak, Maine (10.6.2018)
500-599 Yards	30	508 by Southeastern La. (11.30.2019)	40-49 yard field goal	4	42 by Keegan Vaughan, Towson (11.5.2022)
Total Offense			Made 3 field goals	35	3 by Nick Courtney, Stony B. (10.26.19)
500-599 Yards	3	582 William & Mary (11.12.2022)	Made 4+ field goals	126	4 by Sean Baner, Delaware (11.19.2011)
600-699 Yards	30	602 by Southeastern La. (11.30.2019)	Made 7+ PATs	9	7 by Vincenzo Rea, Monmouth (9.24.2022)
700+ Yards	399	708 by New Hampshire (11.5.1988)	Missed PAT	2	1 by Garrett Bennion, Delaware (11.19.2022)
<200 Yards	5	163 by Hampton (10.29.2022)	70+ yard punt	2	75 by Ben Dinkel, Delaware (11.19.2022)
<100 Yards	24	89 by Bucknell (9.11.2021)	60-69 yard punt	7	62 by Aaron Trusler, Richmond (10.15.2022)
30+ first downs	30	31 by Southeastern La. (11.30.2019)	Kickoff return TD	23	98 by Aaron Dykes, Richmond (9.18.2021)
100+ penalty yards	6	115 by UAlbany (10.22.2022)	Punt return TD	4	77 by D'Ago Hunter, Towson (11.5.2022)
2 fumbles lost	2	2 by Delaware (11.19.2022)	2 Punt Return TDs	47	89/81 by D'Angelo Amos, JMU (10.13.2018)
3+ fumbles lost	19	3 by Rhode Island (10.23.2021)	2+ kick return TD	??	Believed to be never based on available data
Scored a safety	6	1 by UAlbany (10.22.2022)	Start game kick return TD	78	98 by Brandon Ravenel, JMU (11.21.2015)
4+ interceptions	18	4 by William & Mary (10.30.2021)	Recovered onside kick	1	Lehigh (9.2.2023)
Forced 2 fumbles	13	2 by South Dakota State (12.11.2021)	2-point conversion	31	Pat Kehoe, Delaware (11.23.2019)
Forced 3 fumbles	20	3 by UAlbany (10.16.2021)	Blocked a PAT	21	James Carpenter, JMU (10.9.2021)
Forced 4+ fumbles	63	4 by Temple (9.9.2017)	Blocked a FG	35	D'Angelo Amos, JMU (10.12.2019)
2 non-offensive TDs	49	2 punt returns by JMU (10.13.2018)	Blocked a punt	29	Anthony Del Negro, Stony Brook (3.6.2021)
2 defensive TDs	78	2 (IR/FR) by JMU (11.21.2015)	TD on blocked FG	53	74 by Kimere Brown, Temple (9.1.2018)
Defense/ST TDs	78	3 (KOR/IR/FR) by JMU (11.21.2015)	TD on blocked punt	142	0 by Willie McGinnis, URI (11.6.2010)
Offense/ST TDs	78	2 by Brandon Ravenel (KOR, receiving), JMU (11.21.2015)	DEFENSE		
3+ TD's in a game	10	3 by Tyhier Tyler, Army West Point (9.17.2022)	10-14 tackles	1	11 by Kedrick Whitehead, Delaware (11.19.2022)
RUSHING			15+ tackles	10	15 by Antwan Spencer, LIU (9.10.2022)
100-199	3	133 by Bronson Yoder, W&M (11.12.2022)	5+ TFL	34	5.0 by John Daka, JMU (10.12.2019)
200-299	9	211 by Jaden Shirden, Monmouth (9.24.2022)	3+ sacks	85	3.0 by Niko Thorpe, Fordham (9.12.2015)
300+	1,191	NEVER	2+ interceptions	10	3 by Victor Nelson Jr., LIU (9.10.2022)
2 players 100+	114	Maysonet (160), Coker (107), Stony B. (11.24.2012)	3 interceptions	10	3 by Victor Nelson Jr., LIU (9.10.2022)
30+ attempts	68	33 by Khalid Abdullah, JMU (11.12.2016)	2+ fumble recoveries	18	2 by Semaj Brown, UAlbany (10.16.2021)
50-59 yard rush	3	55 by Darius Wilson, W&M (11.12.2022)	INT return TD	34	MJ Hampton, JMU (10.12.2019)
60-69 yard rush	27	61 by Kevin Brown Jr., URI (3.13.2021)	Fumble return TD	49	Troy Vincent, Towson (9.15.2018)
70-79 yard rush	10	70 by Tyson Riley, Army West Point (9.17.2022)			
80-89 yard rush	205	85 by Jayson Davis, URI (10.22.2005)			
90+ yard rush	227	95 by Wendall Williams, URI (10.11.2003)			
3 rushing TDs	10	3 by Tyhier Tyler, Army West Point (9.17.2022)			
4 rushing TDs	28	4 by Kevin Brown Jr., URI (3.13.2021)			
PASSING					
300-399 yards	2	347 by Nolan Henderson, Delaware (11.19.2022)			
400-499 yards	22	401 by Sean Clifford, Penn St. (9.25.2021)			
500+ yards	217	538 by Ricky Santos, UNH (10.2.2004)			
40-49 attempts	6	42 by Reese Poffenbarger, UAlbany (10.22.2022)			
50+ attempts	2	59 by Nolan Henderson, Delaware (11.19.2022)			
30-39 completions	2	37 by Nolan Henderson, Delaware (11.19.2022)			
40+ completions	155	42 by Pat Devlin, Delaware (11.21.2009)			
3 passing TDs	2	3 by Nolan Henderson, Delaware (11.19.2022)			
4 passing TDs	22	4 by Sean Clifford, Penn State (9.25.2021)			
5 passing TDs	177	5 by Pat White, West Virginia (8.30.2008)			
6 passing TDs	217	6 by Ricky Santos, UNH (10.2.2004)			
50-59 yard pass	9	54 by Michael Brescia, Colgate (9.9.2023)			
60-69 yard pass	22	67 by Sean Clifford, Penn State (9.25.2021)			
70-79 yard pass	50	76 by Tom Flacco, Towson (9.15.2018)			
80-89 yard pass	22	83 by Sean Clifford, Penn State (9.25.2021)			
90-99 yard pass	152	98 by R.J. Archer, W&M (12.11.2009)			
100+ yard pass	1,191	NEVER			

VILLANOVA FOOTBALL GAME NOTES

CAREER HIGHS

DANNY ABRAHAM

Points	6 vs. Howard (10.5.19)
Touchdowns	1 vs. Howard (10.5.19)
Rush Attempts	6 vs. Howard (10.5.19)
Rushing Yards	35 vs. Howard (10.5.19)
Long Rush	15 vs. Howard (10.5.19)
Rushing Touchdowns	1 vs. Howard (10.5.19)
Total Offense – Plays	6 vs. Howard (10.5.19)
Total Offense	61 vs. Howard (10.5.19)
Punt Returns	1 vs. San Diego (9.15.18)
Punt Return Yards	16 vs. Penn (11.16.19)
Long Punt Return	16 vs. Penn (11.16.19)
All-Purpose Yards	61 vs. Howard (10.5.19)
Interceptions	1, 4x
Long INT Return	32 vs. Lehigh (9.2.22)
Tackles	8 vs. Colgate (9.9.23)
Tackles For Loss	1.5 vs. UAlbany (10.22.22)
Sacks	1.5 vs. UAlbany (10.22.22)
Fumble Recoveries	1 at Holy Cross (10.19.19)
	1 vs. Delaware (11.19.22)
Pass Breakups	2 at Columbia (11.6.21)
	2 vs. Lehigh (9.2.22)
Quarterback Hurries	1 vs. Lehigh (9.2.22)
	1 at LIU (9.10.22)
	1 vs. Delaware (11.19.22)

TD AYO-DUROIAYE

Points	7, 6x
Touchdowns	1, 6x
Rush Attempts	25 vs. Hampton (10.29.22)
Rushing Yards	136 vs. UAlbany (10.22.22)
Long Rush	70 vs. UAlbany (10.22.22)
Rushing Touchdowns	1, 6x
Pass Attempts	1 vs. Stony Brook (10.26.19)
Pass Completions	1 vs. Stony Brook (10.26.19)
Passing Yards	24 vs. Stony Brook (10.26.19)
Passing TDs	1 vs. Stony Brook (10.26.19)
Long Pass	24 vs. Stony Brook (10.26.19)
Receptions	3, 4x
Receiving Yards	46 vs. Richmond (9.18.21)
Long Reception	35 vs. Richmond (9.18.21)
Total Offense - Plays	25 vs. Hampton (10.29.22)
Total Offense	136 vs. UAlbany (10.22.22)
Kick Returns	4 vs. Colgate (9.9.23)
Kick Return Yards	99 vs. Holy Cross (12.3.21)
Long Kick Return	55 vs. Holy Cross (12.3.21)
Punt Return Yards	15 at UAlbany (10.16.21)
Long Punt Return	15 at UAlbany (10.16.21)
Punt Return Touchdowns	1 at UAlbany (10.16.21)
All-Purpose Yards	152 vs. UAlbany (10.22.22)
Tackles	4 at Maine (10.1.22)
Tackles For Loss	1.0 vs. Stony Brook (11.13.21)
Fumble Recoveries	1 at Albany (10.16.21)

DEE-WIL BARLEE

Points	12 at William & Mary (10.5.19)
	12 vs. Delaware (11.19.22)
Touchdowns	2 at William & Mary (10.5.19)
	2 vs. Delaware (11.19.22)
Rush Attempts	22 vs. Stony Brook (10.26.19)
	22 vs. Delaware (11.19.22)
Rushing Yards	177 at LIU (9.10.22)
Long Rush	78 at Bucknell (9.14.19)
Rushing Touchdowns	2 vs. Delaware (11.19.22)
Receptions	5 vs. William & Mary (10.30.21)
Receiving Yards	50 at New Hampshire (11.2.19)
Receiving Touchdowns	1 at W&M (10.5.19)
Long Reception	35 at New Hampshire (11.2.19)
Total Offense - Plays	22 vs. Stony Brook (10.26.19)
	22 vs. Delaware (11.19.22)
Total Offense	177 at LIU (9.10.22)
All-Purpose Yards	177 at LIU (9.10.22)
Punt Return Yards	4 vs. Maine (9.28.19)
Long Punt Return	4 vs. Maine (9.28.19)
Tackles	2 vs. Colgate (9.9.23)

BRENDAN BELL

Punt Returns	1 at UAlbany (10.16.21)
Punt Return Yards	28 at UAlbany (10.16.21)
Long Punt Return	28 at UAlbany (10.16.21)
Tackles	12 vs. Delaware (11.19.22)
Tackles For Loss	3.0 vs. Delaware (11.19.22)
Sacks	0.5 at Stony Brook (3.6.21)
	0.5 at Lehigh (9.2.23)
Pass Breakups	1 vs. UAlbany (10.22.22)
	1 at Towson (11.5.22)
	1 at William & Mary (11.12.22)
Fumble Recoveries	1 at LIU (9.10.22)
Quarterback Hurries	1 vs. Lehigh (9.2.22)
	1 at LIU (9.10.22)
	1 at Richmond (10.15.22)
Blocked Kicks (Punt)	1 at UAlbany (10.16.21)

ETHAN CARR

Pass Attempts	1 at William & Mary (11.12.22)
Total Offense - Plays	1 at W&M (11.12.22)

MICHAEL CORBI

Tackles	1 at Lehigh (9.4.21)
---------	----------------------

NATHAN FONDACARO

Points	3 vs. Bucknell (9.11.2021)
Points by Kicking	3 vs. Bucknell (9.11.2021)
Field Goals Made	1 vs. Bucknell (9.11.2021)
Field Goals Attempted	1 vs. Bucknell (9.11.2021)
Long Field Goal	26 vs. Bucknell (9.11.2021)
Rushing Attempts	1 vs. Richmond (11.9.19)
Rushing Yards	minus-15 vs. Bucknell (11.9.19)
Total Offense - Plays	1 vs. Richmond (11.9.19)
Total Offense - Yards	minus-15 vs. UR (11.9.19)
All-Purpose Yards	minus-15 vs. UR (11.9.19)
Punts	8 vs. New Hampshire (10.27.18)
Punting Yards	360 at Bucknell (9.14.19)
Long Punt	75 at Bucknell (9.14.19)
Kickoffs	9 at Richmond (11.3.18)
	9 vs. Bucknell (9.11.2021)
Kickoff Yards	552 at Richmond (11.3.18)
Kickoff Average	65.0 (3 KO) at Maine (10.6.18)
Touchbacks	4 at Stony Brook (9.29.18)
	4 at Richmond (11.3.18)
Tackles	1, 4 times

TIMMY FURGESON

Tackles	8 at Army West Point (9.17.22)
Tackles For Loss	1.0 vs. Rhode Island (3.13.21)
	1.0 at Maine (4.3.21)
Sacks	1.0 vs. Rhode Island (3.13.21)
	1.0 at Maine (4.3.21)
Forced Fumbles	1 at Maine (4.3.21)
Fumble Recoveries	1 vs. Monmouth (9.24.22)
Quarterback Hurries	1 vs. Bucknell (9.11.21)

CAMDEN GAGNON

Tackles	8 at Dartmouth (11.19.22)
Tackles For Loss	2.0 at Harvard (9.24.21)
Sacks	1.0 at Columbia (11.16.19)
	1.0 at Harvard (9.24.21)
	1.0 vs. Princeton (10.16.21)
Pass Breakups	1 at Penn (10.30.21)
	1 vs. Dartmouth (11.20.21)
Forced Fumbles	1 at Bryant (10.2.21)
	1 vs. Colgate (10.9.21)
Quarterback Hurries	2 at Penn (10.30.21)

JULIAN GLANTZ

Rush Attempts	1 at Maine (10.1.22)
Rushing Yards	9 at Maine (10.1.22)
Long Rush	9 at Maine (10.1.22)

ELIJAH GLOVER

Points	6 at Southeastern La. (11.30.19)
Touchdowns	1 at Southeastern La. (11.30.19)
All-Purpose Yards	78 at SELA (11.30.19)
Interceptions	1, 4x
Long INT Return	78 at Southeastern La. (11.30.19)
INT Return TDs	1 at Southeastern La. (11.30.19)
Tackles	9 vs. Delaware (4.17.21)
Tackles For Loss	1.0 vs. Lehigh (9.2.22)
	1.0 vs. Hampton (10.29.22)
Pass Breakups	2 vs. Delaware (11.23.19)
	2 at Maine (4.3.21)
	2 at UAlbany (10.16.21)
Quarterback Hurries	1 at James Madison (10.9.21)
	1 at William & Mary (11.12.22)

VILLANOVA FOOTBALL GAME NOTES

CAREER HIGHS

JALEN GOODMAN

Points	6 at Maine (10.1.22)
Touchdowns	6 at Maine (10.1.22)
All-Purpose Yards	23 at Maine (10.1.22)
Interceptions	1 at Maine (10.1.22)
Long INT Return	23 at Maine (10.1.22)
INT Return TDs	1 at Maine (10.1.22)
Tackles	13 vs. Rhode Island (3.13.21)
Tackles For Loss	1.5 vs. Bucknell (9.11.21)
Forced Fumbles	1 at Maine (4.3.21)
	1 vs. Monmouth (9.24.22)
Pass Breakups	2 at Southeastern La. (11.30.19)
Quarterback Hurries	1 at Elon (11.6.21)

JAKE GREEN

All-Purpose Yards	4 at LIU (9.10.22)
Interceptions	1 at LIU (9.10.22)
Long INT Return	4 at LIU (9.10.22)
Kick Returns	1 at James Madison (10.9.21)
Kick Return Yards	0 at James Madison (10.9.21)
Long Kick Return	0 at James Madison (10.9.21)
Tackles	4 vs. Bucknell (9.11.21)
Tackles For Loss	1.0 vs. Hampton (10.29.22)
	1.0 at Towson (11.5.22)
Pass Breakups	1 vs. Rhode Island (10.23.21)
	1 at Maine (10.1.22)

SHANE HARTZELL

Tackles	15 at Richmond (10.15.22)
Tackles For Loss	2.0 at Richmond (10.15.22)
	2.0 vs. Delaware (11.19.22)
Sacks	1.5 vs. Colgate (9.9.23)
Forced Fumbles	1 at LIU (9.10.22)
Quarterback Hurries	2 vs. Colgate (9.9.23)

JAARON HAYEK

Points	24 at Maine (10.1.22)
Touchdowns	4 at Maine (10.1.22)
Rush Attempts	4 vs. Stony Brook (10.26.19)
	4 at New Hampshire (11.2.19)
Rushing Yards	21 vs. Stony Brook (10.26.19)
Long Rush	12 vs. Stony Brook (10.26.19)
Pass Attempts	1 vs. Stony Brook (10.26.19)
	1 vs. Hampton (10.29.22)
Pass Completions	1 vs. Stony Brook (10.26.19)
Passing Yards	68 vs. Stony Brook (10.26.19)
Passing TDs	1 vs. Stony Brook (10.26.19)
Long Pass	68 vs. Stony Brook (10.26.19)
Receptions	8 vs. Richmond (9.18.21)
Receiving Yards	159 at Maine (10.1.22)
Receiving Touchdowns	4 at Maine (10.1.22)
Long Reception	83 at Maine (10.1.22)
Total Offense - Plays	5 vs. Stony Brook (10.26.19)
Total Offense	68 vs. Stony Brook (10.26.19)
All-Purpose Yards	159 at Maine (10.1.22)
Kick Returns	3 at Southeastern La. (11.30.19)
Kick Return Yards	37 vs. Stony Brook (10.26.19)
Long Kick Return	26 vs. LIU (11.15.19)
Tackles	1 vs. Richmond (11.9.19)
	1 vs. UAlbany (10.22.22)

AYDEN HOWARD

Tackles	4 at Lehigh (9.2.23)
Tackles For Loss	1.5 at Lehigh (9.2.23)
Sacks	0.5 at Lehigh (9.2.23)
Quarterback Hurries	1 vs. UAlbany (10.22.22)

TURNER INGE

Tackles	2 vs. Colgate (9.9.23)
---------	------------------------

JALEN JACKSON

Points	18 vs. Monmouth (9.24.22)
Touchdowns	3 vs. Monmouth (9.24.22)
Rush Attempts	28 vs. Monmouth (9.24.22)
Rushing Yards	187 vs. Monmouth (9.24.22)
Rushing Touchdowns	3 vs. Monmouth (9.24.22)
Long Rush	66 at Lehigh (9.2.23)
Receptions	2 at Maine (4.3.21)
	2 at Elon (11.6.21)
	2 at Army West Point (9.17.22)
Receiving Yards	30 vs. Holy Cross (12.3.21)
Receiving Touchdowns	1 at Colgate (8.24.19)
	1 at Elon (11.6.21)
Long Reception	30 vs. Holy Cross (12.3.21)
Total Offense - Plays	28 vs. Monmouth (9.24.22)
Total Offense	187 vs. Monmouth (9.24.22)
All-Purpose Yards	187 vs. Monmouth (9.24.22)
Kick Returns	2 at Stony Brook (9.29.18)
	2 at Maine (10.6.18)
Kick Return Yards	52 at Stony Brook (9.29.18)
Long Kick Return	34 at Stony Brook (9.29.18)
Tackles	2 vs. Bucknell (9.22.18)

ANTONIO JOHNSON

Points	6 vs. Colgate (9.9.23)
Touchdowns	1 vs. Colgate (9.9.23)
Receptions	2 at Lehigh (9.2.23)
Receiving Yards	11 at Lehigh (9.2.23)
Receiving Touchdowns	1 vs. Colgate (9.9.23)
Long Reception	7 at Lehigh (9.2.23)
All-Purpose Yards	11 at Lehigh (9.2.23)

RICHIE KIMMEL

Punt Returns	1 vs. Delaware (11.19.22)
Punt Return Yards	16 vs. Delaware (11.19.22)
Long Punt Return	16 vs. Delaware (11.19.22)
All-Purpose Yards	16 vs. Delaware (11.19.22)
Tackles	4 at Maine (10.1.22)
Fumble Recoveries	1 at Lehigh (9.2.23)
Quarterback Hurries	1 at Maine (10.1.22)
Blocked Kicks (Punt)	1 vs. Delaware (11.19.22)

DALE LAW

Tackles	1 at Lehigh (9.2.23)
---------	----------------------

DANIEL LOPES

Points	6 at William & Mary (11.12.22)
Touchdowns	1 at William & Mary (11.12.22)
Receptions	2 at William & Mary (11.12.22)
	2 vs. Delaware (11.19.22)
Receiving Yards	42 at William & Mary (11.12.22)
Receiving Touchdowns	1 at W&M (11.12.22)
Long Reception	39 at William & Mary (11.12.22)
All-Purpose Yards	39 at William & Mary (11.12.22)
Tackles	1 at Lehigh (9.2.23)

JUSTIN MARCUS

Receptions	3 at Lehigh (9.2.23)
Receiving Yards	18 vs. Stony Brook (11.19.22)
Long Reception	18 vs. Stony Brook (11.19.22)
Kick Returns	1 vs. UAlbany (10.8.22)
Kick Return Yards	0 vs. UAlbany (10.8.22)
Long Kick Return	0 vs. UAlbany (10.8.22)
All-Purpose Yards	18 vs. Stony Brook (11.19.22)
Tackles	1, 5x

DEVON MARSHALL

Punt Returns	1 vs. Delaware (11.19.22)
Punt Return Yards	13 vs. Delaware (11.19.22)
Long Punt Return	13 vs. Delaware (11.19.22)
All-Purpose Yards	13 vs. Delaware (11.19.22)
Tackles	6 at Lehigh (9.2.23)
Tackles For Loss	1.0 at Lehigh (9.2.23)
Pass Breakups	3 vs. Colgate (9.9.23)
Blocked Kicks (Punt)	1 vs. Delaware (11.19.22)

CAPRI MARTIN

Quarterback Hurries	1 vs. Colgate (9.9.23)
---------------------	------------------------

MATTHEW MERCURIO

Points	16 at Hawaii (11.9.19)
Points By Kicking	16 at Hawaii (11.9.19)
PATs Made	6, 4x
PATs Attempted	6, 4x
Field Goals Made	4, 4x
Field Goals Attempted	5 vs. New Mexico (11.4.19)
Long Field Goal	49 vs. New Mexico (11.4.19)
Kickoffs	8 vs. Boise State (12.19.20)
	8 vs. Lehigh (9.2.22)
	8 at Maine (10.1.22)
Kickoff Yards	467 vs. Boise State (12.19.20)
Kickoff Average	61.7 vs. Ball State (12.30.20)

TYRELL MIMS

All-Purpose Yards	0 at LIU (9.10.22)
	0 vs. UAlbany (10.22.22)
	0 at Lehigh (9.2.23)
Interceptions	1 at LIU (9.10.22)
	1 vs. UAlbany (10.22.22)
	1 at Lehigh (9.2.23)
Long INT Return	0 at LIU (9.10.22)
	0 vs. UAlbany (10.22.22)
	0 at Lehigh (9.2.23)
Tackles	6 vs. Richmond (10.15.22)
	6 at Lehigh (9.2.23)
Tackles For Loss	1.0 vs. Bucknell (9.11.21)
	1.0 at Elon (11.6.21)
	1.0 vs. Colgate (9.9.23)
Fumble Recoveries	1 at Army West Point (9.17.22)
	1 at Towson (11.5.22)
Pass Breakups	2 vs. UAlbany (10.22.22)
	2 vs. Delaware (11.19.22)
Quarterback Hurries	1 at LIU (9.10.22)
Blocked Kicks (Punt)	1 vs. William & Mary (10.30.21)

JAMES MOTT

Pass Attempts	3 at Lehigh (9.2.23)
Pass Completions	2 at Lehigh (9.2.23)
Passing Yards	9 at Lehigh (9.2.23)
Long Pass	6 at Lehigh (9.2.23)
Total Offense - Plays	3 at Lehigh (9.2.23)
Total Offense - Yards	9 at Lehigh (9.2.23)

VILLANOVA FOOTBALL GAME NOTES

CAREER HIGHS

DANIEL MUELLER

Kickoffs 1 at Lehigh (9.2.23)
Kickoff Yards 53 at Lehigh (9.2.23)
Kickoff Average 53.0 at Lehigh (9.2.23)

JORDAN NELSON

Tackles 3 vs. Lehigh (9.2.22)
3 at Lehigh (9.2.23)
Tackles For Loss 1.0 at Lehigh (9.2.23)
Quarterback Hurries 2 vs. Lehigh (9.2.22)

OBINNA NWOBODO

Tackles 1 vs. Colgate (9.9.23)
Quarterback Hurries 1 vs. Colgate (9.9.23)

JOSH OLUREMI

Tackles 1 vs. Lehigh (9.2.22)
1 at Lehigh (9.2.23)

CHANDON PIERRE

Tackles 5 at South Dakota (10.9.21)
Tackles For Loss 1.0, 4x
Sacks 1.0 vs. Southern Illinois (2.20.21)
Forced Fumbles 1 vs. Southern Illinois (2.20.21)
Quarterback Hurries 1 vs. Missouri State (4.24.21)

ETHAN POTTER

Kick Returns 1 vs. Delaware (11.19.22)
Kick Return Yards 24 vs. Delaware (11.19.22)
Long Kick Return 24 vs. Delaware (11.19.22)
All-Purpose Yards 1 vs. Holy Cross (12.3.21)
Interceptions 1 vs. Holy Cross (12.3.21)
Long INT Return 1 vs. Holy Cross (12.3.21)
Tackles 11 at Maine (10.1.22)
11 at Richmond (10.15.22)
Tackles For Loss 2.5 at Richmond (10.15.22)
Sacks 0.5 at Richmond (10.15.22)
Pass Breakups 1, 7x
Forced Fumbles 1 at Towson (11.5.22)
Fumble Recoveries 1 vs. Rhode Island (10.23.21)
Quarterback Hurries 1 vs. Stony Brook (11.13.21)
1 vs. UAlbany (10.22.22)

RAYJUON PRINGLE

Points 12 vs. Bucknell (9.11.21)
12 vs. UAlbany (10.22.22)
12 at Lehigh (9.2.23)
Touchdowns 2 vs. Bucknell (9.11.21)
2 vs. UAlbany (10.22.22)
2 at Lehigh (9.2.23)
Rush Attempts 2 at James Madison (10.12.19)
Rushing Yards 20 at Maine (10.1.22)
Long Rush 20 at Maine (10.1.22)
Pass Attempts 1 vs. Hampton (10.29.22)
Receptions 9 at Stony Brook (3.6.21)
Receiving Yards 171 at Stony Brook (3.6.21)
Receiving TDs 2, 4x
Long Reception 80 vs. UAlbany (10.22.22)
Total Offense - Plays 2 at JMU (10.12.19)
Total Offense 20 at Maine (10.1.22)
All-Purpose Yards 175 vs. Colgate (9.9.23)
Punt Returns 2 at LIU (9.10.22)
2 at Maine (10.1.22)
Punt Return Yards 27 vs. Stony Brook (11.13.21)
Long Punt Return 27 vs. Stony Brook (11.13.21)
Tackles 1 at LIU (9.10.22)
1 at Towson (11.5.22)

JAKE REICHWEIN

Tackles 7 at South Dakota State (12.10.22)
Tackles For Loss 2.5 at Colgate (9.24.22)
Sacks 2.5 at Colgate (9.24.22)
Pass Breakups 1 vs. Fordham (3.27.21)
1 at Connecticut (9.2.21)
Forced Fumbles 1 at Fordham (11.13.21)
1 vs. Bryant (11.12.22)
1 at Lehigh (9.2.23)
Fumble Recoveries 1 at Bucknell (11.20.21)
Quarterback Hurries 3 at Lafayette (10.22.22)

JOHN RHODAN

Tackles 2 at Lehigh (9.2.23)
Quarterback Hurries 1 at W&M (11.12.22)

JAYLAN SANCHEZ

Rush Attempts 1 at William & Mary (11.12.22)
Rushing Yards -9 at William & Mary (11.12.22)
Long Rush -9 at William & Mary (11.12.22)
Receptions 4 vs. UAlbany (10.22.22)
Receiving Yards 128 vs. Colgate (9.9.23)
Long Reception 68 vs. Colgate (9.9.23)
Kickoff Returns 2 at William & Mary (11.12.22)
Kickoff Return Yards 39 at W&M (11.12.22)
Long Kickoff Return 30 vs. Hampton (10.29.22)
Total Offense - Plays 1 at W&M (11.12.22)
Total Offense -9 at William & Mary (11.12.22)
All-Purpose Yards 128 vs. Colgate (9.9.23)

CHRISTIAN SAPP

Tackles 5 at Army West Point (9.17.22)
Pass Breakups 1 vs. Hampton (10.29.22)

KSHAWN SCHULTERS

Tackles 7 vs. UAlbany (10.22.22)
Tackles For Loss 1.0 at Maine (10.1.22)
All-Purpose Yards 48 at Maine (4.3.21)
Interceptions 1 at Maine (4.3.21)
1 at Penn State (9.25.21)
1 at Towson (11.5.22)
Long INT Return 48 at Maine (4.3.21)
Pass Breakups 2 at LIU (9.10.22)

ELI SMITH

Rush Attempts 7 at Maine (10.1.22)
7 at William & Mary (11.12.22)
Rushing Yards 48 at William & Mary (11.12.22)
Long Rush 18 at William & Mary (11.12.22)
Receptions 1 at William & Mary (11.12.22)
Receiving Yards 2 at William & Mary (11.12.22)
Long Reception 2 at William & Mary (11.12.22)
All-Purpose Yards 50 at William & Mary (11.12.22)

JR STRAUSS

Tackles 1 at Army West Point (9.17.22)

TY TRINH

All-Purpose Yards 18 at Lehigh (9.2.23)
Interceptions 1 at Delaware (11.20.21)
1 at Lehigh (9.2.23)
Long INT Return 18 at Lehigh (9.2.23)
Tackles 8 at Richmond (10.15.22)
Tackles For Loss 1.0 at James Madison (10.9.21)
1.0 at UAlbany (10.16.21)
1.0 vs. Delaware (11.19.22)
1.0 vs. Lehigh (9.2.22)
Pass Breakups 1, 5x
Forced Fumbles 1 vs. Lehigh (9.2.22)
1 vs. Delaware (11.19.22)
Fumble Recoveries 1 vs. Delaware (11.19.22)

CONNOR WATKINS

Points 12, 4x
Touchdowns 2, 4x
Rush Attempts 11 at Richmond (10.15.22)
11 vs. Hampton (10.29.22)
Rushing Yards 130 vs. Hampton (10.29.22)
Rushing Touchdowns 2, 4x
Long Rush 75 vs. Hampton (10.29.22)
Pass Attempts 31 vs. Hampton (10.29.22)
Pass Completions 18 vs. UAlbany (10.22.22)
Passing Yards 310 vs. Colgate (9.9.23)
Passing TDs 4 at Maine (10.1.22)
Long Pass 83 at Maine (10.1.22)
Total Offense - Plays 42 vs. Hampton (10.29.22)
Total Offense 325 vs. Colgate (9.9.23)
All-Purpose Yards 130 vs. Hampton (10.29.22)
Punts 8 at Penn State (9.25.21)
Punting Yards 277 at Penn State (9.25.21)
Long Punt 50 at James Madison (10.9.21)

VILLANOVA FOOTBALL GAME NOTES

CAREER HIGHS

ISAS WAXTER

All-Purpose Yards	0 vs. Colgate (9.9.23)
Tackles	7 vs. Delaware (11.23.19)
Tackles For Loss	1.0 at Lehigh (9.4.21)
Sacks	1.0 at Lehigh (9.4.21)
Interceptions	1 vs. Colgate (9.9.23)
Long INT Return	0 vs. Colgate (9.9.23)
Pass Breakups	2 vs. Colgate (9.9.23)
Quarterback Hurries	1 at Lehigh (9.2.23)

BEN WHELESS

Tackles	1 at Penn State (9.25.21)
	1 vs. Holy Cross (12.3.21)

ISAIAH WRIGHT

Rush Attempts	3 at Lehigh (9.2.23)
Rushing Yards	8 at Lehigh (9.2.23)
Long Rush	4 at Lehigh (9.2.23)
Total Offense – Plays	3 at Lehigh (9.2.23)
Total Offense – Yards	8 at Lehigh (9.2.23)
All-Purpose Yards	8 at Lehigh (9.2.23)

JON WYATT

Tackles	2 vs. Lehigh (9.2.22)
Pass Breakups	1 at Lehigh (9.2.23)



**2023-24 Villanova Football
Game Results
All games**

Page 1/1
as of Sep 13, 2023

Team Results

	Date	Opponent		Score	Overall	Conf	Time	Attend
	09/02/2023	at Lehigh	W	38-10	1-0	0-0	3:12	4360
	09/09/2023	Colgate	W	42-19	2-0	0-0	4:18	5101



2023-24 Villanova Football
Overall Team Statistics
All games

Page 1/2
as of Sep 13, 2023

Team Statistics

	VU	OPP
Scoring	80	29
Points per game	40.0	14.5
Points Off Turnovers	21	3
First Downs	33	28
Rushing	20	7
Passing	10	17
Penalty	3	4
Rushing Yardage	436	111
Yards gained rushing	487	175
Yards lost rushing	51	64
Rushing attempts	72	54
Average per rush	6.1	2.1
Average per game	218.0	55.5
TDs Rushing	7	1
Passing Yardage	438	431
Comp-Att-Int	23-37-1	39-69-3
Average per pass	11.8	6.2
Average per catch	19.0	11.1
Average per game	219.0	215.5
TDs Passing	4	2
Total offense	874	542
Total plays	109	123
Average per play	8.0	4.4
Average per game	437.0	271.0
Kick returns: #-Yards	5-62	6-96
Punt returns: #-Yards	1--1	5-44
Int returns: #-Yards	3-18	1-30
Kick return average	12.4	16.0
Punt return average	-1.0	8.8
Int return average	6.0	30.0
Fumbles-Lost	3-1	2-1
Penalties-Yards	11-96	12-87
Average per game	48.0	43.5
Punts-Yards	9-364	13-559
Average per punt	40.4	43.0
Net punt average	35.6	39.9
Kickoffs-Yards	14-809	7-379
Average per kick	57.8	54.1
Net kick average	39.5	41.3
Time of possession / game	31:44	28:16
3rd-down conversion	7/21	7/28
3rd-down pct	33%	25%
4rd-down conversion	3/3	1/2



2023-24 Villanova Football
Overall Team Statistics
All games

Page 2/2
as of Sep 13, 2023

	VU	OPP
4rd-down pct	100%	50%
Sacks by-Yards	4-27	5-29
Misc Yards	0	0
Touchdowns scored	11	3
Field goals - attempts	1-1	3-3
On-Side kicks	0-0	1-1
Red-zone scores	(7-7) 100%	(4-5) 80%
Red-zone touchdowns	(6-7) 86%	(2-5) 40%
PAT-attempts	(11-11) 100%	(2-2) 100%
2-point conversion-attempts	(0-0) 0%	(0-1) 0%
Attendance	5101	4360
Games / Avg per game	1/5101	1/4360
Neutral site games	-	0/0

Score by Periods

Team	1st	2nd	3rd	4th	OT	TOT
Villanova	28	31	14	7	0	80
Opponents	3	10	3	13	0	29



2023-24 Villanova Football
Individual Statistics
All games

Page 1/2
as of Sep 13, 2023

Rushing

Player	gp	att	gain	loss	net	avg	td	lg	avg/g
Jalen Jackson	2	20	205	4	201	10.1	3	66	100.5
DeeWil Barlee	2	17	161	5	156	9.2	2	33	78.0
TD Ayo-Durojaiye	2	15	69	11	58	3.9	0	13	29.0
Rayjuon Pringle	2	1	8	0	8	8.0	0	8	4.0
Isaiah Wright	1	3	8	0	8	2.7	0	4	8.0
Connor Watkins	2	14	36	29	7	0.5	2	17	3.5
Team	2	2	0	2	-2	-1.0	0	0	-1.0
Total	2	72	487	51	436	6.1	7	66	218.0
Opponents	2	54	175	64	111	2.1	1	28	55.5

Passing

Player	gp	effic	comp-att-int	pct	yds	td	lg	avg/g
Connor Watkins	2	200.7	21-34-1	61.8	429	4	75	214.5
James Mott	1	91.9	2-3-0	66.7	9	0	6	9.0
Total	2	191.9	23-37-1	62.2	438	4	75	219.0
Opponents	2	109.9	39-69-3	56.5	431	2	54	215.5

Receiving

Player	gp	no.	yds	avg	td	lg	avg/g
Rayjuon Pringle	2	6	208	34.7	3	67	104.0
Jaylan Sanchez	2	4	153	38.3	0	68	76.5
Justin Marcus	2	3	13	4.3	0	6	6.5
Antonio Johnson	2	3	12	4.0	1	7	6.0
TD Ayo-Durojaiye	2	2	22	11.0	0	16	11.0
DeeWil Barlee	2	2	10	5.0	0	11	5.0
Daniel Lopes	2	2	16	8.0	0	9	8.0
Jalen Jackson	2	1	4	4.0	0	4	2.0
Total	2	23	438	19.0	4	68	219.0
Opponents	2	39	431	11.1	2	54	215.5

Punt Returns

Player	no.	yds	avg	td	lg
Total	1	-1	-1.0	0	0
Opponents	5	44	8.8	0	13

Interceptions

Player	no.	yds	avg	td	lg
Isas Waxter	1	0	0.0	0	0
Tyrell Mims	1	0	0.0	0	0
Ty Trinh	1	18	18.0	0	18
Total	3	18	6.0	0	18
Opponents	1	30	30.0	0	30

Kick Returns

Player	no.	yds	avg	td	lg
TD Ayo-Durojaiye	5	62	12.4	0	22
Total	5	62	12.4	0	22
Opponents	6	96	16.0	0	21

Fumble Returns

Player	no.	yds	avg	td	lg
Richie Kimmel	1	0	0.0	0	0
Total	1	0	0.0	0	0
Opponents	1	0	0.0	0	0



2023-24 Villanova Football Individual Statistics All games

Page 2/2
as of Sep 13, 2023

Scoring

Player	td	fg	PAT				dpx	saf	pts
			kick	rush	rcv	pass			
Jalen Jackson	3	-	-	-	-	-	-	-	18
Rayjuon Pringle	3	-	-	-	-	-	-	-	18
Matthew Mercurio	-	1-1	11-11	-	-	-	-	-	14
DeeWil Barlee	2	-	-	-	-	-	-	-	12
Connor Watkins	2	-	-	-	-	-	-	-	12
Antonio Johnson	1	-	-	-	-	-	-	-	6
Total	11	1-1	11-11	0	0	0	0	0	80
Opponents	3	3-3	2-2	0	0	0	0	0	29

Field Goals

Player	fg	pct.	01-19	20-29	30-39	40-49	50-99	lg	blk
Matthew Mercurio	1-1	100.0	0-0	0-0	1-1	0-0	0-0	37	0
Opponents	3-3	100.0	0-0	1-1	2-2	0-0	0-0	38	0

FG Sequence

Team Name	Villanova	Opponents
Lehigh	(37)	(38)
Colgate		(21),(33)

Numbers in (parentheses) indicate field goal was made

Total Offense

Player	g	plays	rush	pass	total	avg/g
Connor Watkins	2	48	7	429	436	218.0
Jalen Jackson	2	20	201	0	201	100.5
DeeWil Barlee	2	17	156	0	156	78.0
TD Ayo-Durojaiye	2	15	58	0	58	29.0
James Mott	1	3	0	9	9	9.0
Rayjuon Pringle	2	1	8	0	8	4.0
Isaiah Wright	1	3	8	0	8	8.0
Team	2	0	-2	0	-2	-1.0
Total	2	109	436	438	874	437.0
Opponents	2	123	111	431	542	271.0

Punting

Player	no.	yds	avg	lg	tb	fc	i20	50+	blk
Nathan Fondacaro	9	364	40.4	51	0	2	1	1	0
Total	9	364	40.4	51	0	2	1	1	0
Opponents	13	559	43.0	53	2	4	5	4	0

Kickoffs

Player	no.	yds	avg	tb	ob	retn	net	ydl
Nathan Fondacaro	13	756	58.2	2	0			
Daniel Mueller	1	53	53.0	0	0			
Total	14	809	57.8	2	0	6	39.5	25
Opponents	7	379	54.1	1	0	4	41.3	23

All Purpose

Player	g	rush	rcv	pr	kr	ir	total	avg/g
Rayjuon Pringle	2	8	208	-1	0	0	215	107.5
Jalen Jackson	2	201	4	0	0	0	205	102.5
DeeWil Barlee	2	156	10	0	0	0	166	83.0
Jaylan Sanchez	2	0	153	0	0	0	153	76.5
TD Ayo-Durojaiye	2	58	22	0	62	0	142	71.0
Ty Trinh	2	0	0	0	0	18	18	9.0
Daniel Lopes	2	0	16	0	0	0	16	8.0
Justin Marcus	2	0	13	0	0	0	13	6.5
Antonio Johnson	2	0	12	0	0	0	12	6.0
Isaiah Wright	1	8	0	0	0	0	8	8.0
Connor Watkins	2	7	0	0	0	0	7	3.5
Team	2	-2	0	0	0	0	-2	-1.0
Total	2	436	438	-1	62	18	953	476.5
Opponents	2	111	431	44	96	30	712	356.0



2023-24 Villanova Football
Overall Defense Statistics
All games

Page 1/1
as of Sep 13, 2023

Team Defense

##	Player	gp	Tackles				Sacks	Pass defense			Fumbles		blkd	
			ua	a	tot	tfl/yds	no-yds	int-yds	brup	qbh	fr-yds	ff	kick	saf
31	Shane Hartzell	2	10	4	14	1-8	1-8	.	.	2
6	Devon Marshall	2	8	1	9	1-3	.	.	3
27	Daniel Abraham	2	4	5	9
9	Ty Trinh	2	4	5	9	.	.	1-18
7	Tyrell Mims	2	4	4	8	1-3	.	1-0
3	Elijah Glover	2	6	2	8
91	Ayden Howard	2	4	3	7	1.5-4	0.5-1
35	Brendan Bell	2	4	3	7	0.5-2	0.5-2
55	Jake Reichwein	2	6	1	7	3-13	1-7	.	.	1	.	1	.	.
44	Richie Kimmel	2	3	2	5	1-0	.	.	.
45	Jordan Nelson	2	4	1	5	1-3
0	Isas Waxter	2	2	2	4	0.5-1	.	1-0	3	1
1	TD Ayo-Durojaiye	2	1	3	4
52	Chandon Pierre	2	2	1	3	1-2
28	DeeWil Barlee	2	1	2	3
99	Camden Gagnon	2	1	1	2	1-9	1-9
34	Ethan Potter	2	2	.	2	.	.	.	1
33	Turner Inge	2	2	.	2
38	John Rhodan	2	2	.	2
4	Jalen Goodman	1	.	2	2	0.5-0
22	Jon Wyatt	2	1	.	1	.	.	.	1
84	Daniel Lopes	2	1	.	1
5	Kshawn Schulters	1	1	.	1
98	Obinna Nwobodo	2	.	1	1	1
23	Josh Oluremi	1	.	1	1
32	Jake Green	1	1	.	1	1-1
51	Dale Law	1	1	.	1
93	Capri Martin	2	1
	Totals	2	75	44	119	13-49	4-27	3-18	8	6	1-0	1	0	0
	Opponents	2	64	48	112	13-50	5-29	1-30	3	1	1-0	1	0	0



2023-24 Villanova Football
Team Game-by-Game
All games

Page 1/1
as of Sep 13, 2023

		Rushing				Receiving				Passing				Kick Returns				Punt Returns				tot		
Date	Opponent	no.	yds	td	lg	no.	yds	td	lg	cmp	att	int	yds	td	lg	no.	yds	td	lg	no.	yds	td	lg	off
09/02/2023	at Lehigh	31	284	3	66	15	128	2	28	15	26	1	128	2	28	1	22	0	22	0	0	0	0	412
09/09/2023	Colgate	41	152	4	28	8	310	2	68	8	11	0	310	2	75	4	40	0	17	1	-1	0	0	462
Villanova		72	436	7	66	23	438	4	68	23	37	1	438	4	75	5	62	0	22	1	-1	0	0	874
Opponents		54	111	1	28	39	431	2	54	39	69	3	431	2	54	6	96	0	21	5	44	0	13	542

Villanova Averages

Games	Avg/ rush	Avg/ catch	Pass effic	KR avg	PR avg	All purpose avg/game	Total offense avg/game
2	6.1	19.0	191.9	12.4	-1.0	476.5	437.0

Date	Opponent	Tackles				Sacks	Fumble		Pass Defense			blkd kick	PAT attempts			off		
		ua	a	total	tfl-yds		ff	fr-yds	int-yds	qbh	brup		kick	rush	rcv	saf	t/o	pts
09/02/2023	at Lehigh	44	10	54	8.0-21	1-3	1	1-0	2-18	1	2	0	5-5	0	0	0	21	38
09/09/2023	Colgate	31	34	65	5.0-28	3-24	0	0-0	1-0	5	6	0	6-6	0	0	0	0	42
Villanova		75	44	119	13.0-49	4-27	1	1-0	3-18	6	8	0	11-11	0	0	0	21	80
Opponents		64	48	112	13.0-50	5-29	1	1-0	1-30	1	3	0	2-2	0	0	0	3	29

Date	Opponent	Punting										Field Goals			Kickoffs				
		no.	yds	avg	long	blkd	tb	fc	50+	i20	md-att	long	blkd	no.	yds	avg	tb	ob	
09/02/2023	at Lehigh	6	231	38.5	49	0	0	2	0	1	1-1	37	0	7	399	57.0	0	0	
09/09/2023	Colgate	3	133	44.3	51	0	0	0	1	0	0-0	0	0	7	410	58.6	2	0	
Villanova		9	364	40.4	51	0	0	2	1	1	1-1	37	0	14	809	57.8	2	0	
Opponents		13	559	43.0	53	0	2	4	4	5	3-3	38	0	7	379	54.1	1	0	



2023-24 Villanova Football
Opponents Game-by-Game
All games

Page 1/1
as of Sep 13, 2023

Date	Opponent	Rushing				Receiving				Passing				Kick Returns				Punt Returns				tot off
		no.	yds	td	lg	no.	yds	td	lg	cmp-att-int	yds	td	lg	no.	yds	td	lg	no.	yds	td	lg	
09/02/2023	at Lehigh	23	78	0	28	23	206	1	29	23-39-2	206	1	29	2	24	0	16	2	19	0	10	284
09/09/2023	Colgate	31	33	1	12	16	225	1	54	16-30-1	225	1	54	4	72	0	21	3	25	0	13	258
Opponents		54	111	1	28	39	431	2	54	39-69-3	431	2	54	6	96	0	21	5	44	0	13	542
Villanova		72	436	7	66	23	438	4	68	23-37-1	438	4	75	5	62	0	22	1	-1	0	0	874

Opponents Averages

Games	Avg/ rush	Avg/ catch	Pass effic	KR avg	PR avg	All purpose avg/game	Total offense avg/game
2	2.1	11.1	109.9	16.0	8.8	356.0	271.0

Date	Opponent	Tackles				Sacks	Fumble		Pass Defense			blkd	PAT attempts			off		
		ua	a	total	tfl-yds	no-yds	ff	fr-yds	int-yds	qbh	brup	kick	kick	rush	rcv	saf	t/o	pts
09/02/2023	at Lehigh	38	12	50	5.0-20	2-15	0	0-0	1-30	0	2	0	1-1	0	0	0	0	10
09/09/2023	Colgate	26	36	62	8.0-30	3-14	1	1-0	0-0	1	1	0	1-1	0	0	0	3	19
Opponents		64	48	112	13.0-50	5-29	1	1-0	1-30	1	3	0	2-2	0	0	0	3	29
Villanova		75	44	119	13.0-49	4-27	1	1-0	3-18	6	8	0	11-11	0	0	0	21	80

		Punting										Field Goals			Kickoffs				
Date	Opponent	no.	yds	avg	long	blkd	tb	fc	50+	i20	md-att	long	blkd	no.	yds	avg	tb	ob	
09/02/2023	at Lehigh	8	354	44.3	52	0	2	2	3	4	1-1	38	0	2	115	57.5	1	0	
09/09/2023	Colgate	5	205	41.0	53	0	0	2	1	1	2-2	33	0	5	264	52.8	0	0	
Opponents		13	559	43.0	53	0	2	4	4	5	3-3	38	0	7	379	54.1	1	0	
Villanova		9	364	40.4	51	0	0	2	1	1	1-1	37	0	14	809	57.8	2	0	



2023-24 Villanova Football
Team Game-by-Game Comparison
All games

Page 1/1
as of Sep 13, 2023

Opponent	Score	First Downs				Rushing Number-Yards	Passing		Total Offense Plays-Yards	Return Yards	Turn- Overs
		Total	Rush	Pass	Pen		Comp-Att.-Int	Yards			
Lehigh	38-10	18 / 13	13 / 3	4 / 9	1 / 1	31-284 / 23-78	15-26-1 / 23-39-2	128 / 206	57-412 / 62-284	40 / 73	1 / 3
Colgate	42-19	15 / 15	7 / 4	6 / 8	2 / 3	41-152 / 31-33	8-11-0 / 16-30-1	310 / 225	52-462 / 61-258	39 / 97	1 / 1
Totals	80-29	33 / 28	20 / 7	10 / 17	3 / 4	72-436 / 54-111	23-37-1 / 39-69-3	438 / 431	109-874 / 123-542	79 / 170	2 / 4

Opponents	3rd Down	4th Down	Time of Possession	TOP Margin	Avg Yds/Rush	Avg Yds/Pass	Avg Yds/Play	Punting Number-Avg	Penalties Number-Yards	Sacks
	Conversion	Conversion								
Lehigh	1-10 / 2-14	2-2 / 1-2	31:51 / 28:09	03:42	9.2 / 3.4	4.9 / 5.3	7.2 / 4.6	6-38.5 / 8-44.3	5-45.0 / 5-45.0	1 / 2
Colgate	6-11 / 5-14	1-1 / 0-0	31:38 / 28:22	03:16	3.7 / 1.1	28.2 / 7.5	8.9 / 4.2	3-44.3 / 5-41.0	6-51.0 / 7-42.0	3 / 3
Totals	7-21 / 7-28	3-3 / 1-2	63:29 / 56:31	06:58	6.1 / 2.1	11.8 / 6.2	8.0 / 4.4	9-40.4 / 13-43.0	11-96.0 / 12-87.0	4 / 5

Note: Game totals are displayed in the format TEAM/OPPONENT for each category