

# VILLANOVA FOOTBALL GAME NOTES

## GAMEDAY

Date	December 9, 2023
Time	12:00 PM ET (11:00 AM CT)
Stadium	Dana J. Dykhouse Stadium
Capacity	19,300

## LIVE COVERAGE

### TV

ESPN

Connor Onion (Play By Play)

Tom Luginbill (Analyst)

Lerica Harris (Sideline)

### RADIO

Villanova Sports Radio Network

AM 1480, FM 102.5, FM 104.1 (Trenton)

Ryan Fannon (Play By Play)

Kevin Reilly (Analyst)

## ALL-TIME SERIES

### SOUTH DAKOTA STATE LEADS 2-0

First Meeting	2016
First Villanova Win	—
First South Dakota State Win	2016 (10-7)

Last Meeting	2021
Last Villanova Win	—
Last South Dakota State Win	2021 (35-21)

Mark Ferrante vs. South Dakota State	0-1
Jimmy Rogers vs. Villanova	0-0

at Villanova	0-1
at South Dakota State	0-1
in the FCS playoffs	0-2

Current Streak	L2 (2016-21)
Longest Streak	L2 (2016-21)

## ON THE INSIDE

Media Information/Quick Facts	2
Game Notes	3-8
Active Players in the Villanova Record Book	9
Active Players Career Honors and Awards	10
Miscellaneous Stats/Wildcats in the NFL	11
Complete Student-Athletes	12
Mark Ferrante/Villanova Coaching Staff	13-14
Villanova Roster	15
Depth Charts (Villanova-South Dakota State)	16-17
Opponents at a Glance	18
Villanova Players to Watch	19-22
Villanova Defense	23-24
Miscellaneous Stats	25-29
Last Time It Happened	30-31
Career Highs	32-35
Statistics	36-45
FCS Playoff Bracket	46

## THE MATCHUP



### VILLANOVA

Nickname	Wildcats
Conference	CAA Football
Record	10-2 (7-1 CAA)
Stats Perform FCS Poll	#6
AFCA FCS Coaches Poll	#9
Head Coach	Mark Ferrante
Career Record	47-28
Villanova Record	47-28
Location	Villanova, Pa.
Founded	1842
Enrollment	6,584
Colors	Blue and White



### SOUTH DAKOTA STATE

Nickname	Jackrabbits
Conference	Missouri Valley Football
Record	12-0 (8-0 MVFC)
Stats Perform FCS Poll	#1
AFCA FCS Coaches Poll	#1
Head Coach	Jimmy Rogers
Career Record	12-0
South Dakota State Record	12-0
Location	Brookings, S.D.
Founded	1881
Enrollment	11,505
Colors	Yellow and Blue

## VILLANOVA SCHEDULE

Date	Opponent	Location	Time/Result	Att.
9.2	@ Lehigh	Bethlehem, Pa.	W, 38-10	4,360
9.9	Colgate	Villanova, Pa.	W, 42-19	5,101
9.16	@ UCF	Orlando, Fla.	L, 14-48	44,206
9.23	No. 17 Rhode Island (*)	Villanova, Pa.	W, 35-9	5,913
9.30	@ UAlbany (*)	Albany, N.Y.	L, 10-31	7,071
10.7	@ North Carolina A&T (*)	Greensboro, N.C.	W, 37-14	8,098
10.14	Elon (*)	Villanova, Pa.	W, 21-0	2,429
10.28	Stony Brook (*)	Villanova, Pa.	W, 48-13	5,119
11.4	@ New Hampshire (*)	Durham, N.H.	W, 45-33	6,633
11.11	Towson (*)	Villanova, Pa.	W, 33-10	4,819
11.18	@ No. 7 Delaware (*)	Newark, Del.	W, 35-7	17,718
12.2	No. 21 Youngstown State (FCS)	Villanova, Pa.	W, 45-28	2,105
12.9	@ No. 1 South Dakota State (FCS)	Brookings, S.D.	12:00 PM ET	ESPN

## TODAY'S GAME

■ Villanova is 14-13 all-time in the FCS playoffs after opening its postseason run with a 45-28 win at home over Youngstown State last week.

■ Villanova is playing in the FCS playoffs for the third time in the last five years and the 15th time overall in its history as an FCS program (since 1985).

■ Villanova and South Dakota State are meeting in the quarterfinal round of the playoffs for the second time in three years.

■ The 92 members of the 2023 Villanova roster have combined to play 1,603 college football games and have collectively made 633 career starts. The roster includes 19 graduate students in their fifth or sixth years of college football.

■ The winner of Saturday's game advances to the semifinal round of the playoffs and will play against the winner of a quarterfinal game between #4 seed Idaho and #5 seed UAlbany. The semifinal game will be played on either December 15 or 16.

# VILLANOVA FOOTBALL GAME NOTES

## QUICK FACTS

<b>Villanova University</b>	
Location	Villanova, Pa.
Founded	1842
Enrollment	6,584
President	Rev. Peter M. Donohue, O.S.A.
Athletic Director	Mark Jackson
Colors	Blue and White
Nickname	Wildcats

### Athletics History

Team National Championships	21
Individual National Champions	120
Team Conference Championships	129

### Villanova Football

Affiliation	FCS
Conference	CAA Football
First Year	1894
All-Time Record	659-501-41 (.566)
Bowl Games	5
FCS Playoff Appearances	15
Last Playoff Appearance	2023
National Championships	1

### Head Coach

Head Coach	Mark Ferrante
Years at Villanova	35
Years as Head Coach	Sixth Season
Career Record	47-28 (.618)

### Stadium

Stadium	Villanova Stadium
Capacity	12,000
Surface	Astroplay (artificial grass)
Press Box Phone	610-519-5290
All-Time Record	263-112-5 (.699)

### Award Winners

Walter Payton Awards	3
Jerry Rice Awards	1
All-Americans	28
Major Confence Awards	20
All-Conference Honorees	342
Academic All-Americans	14
CAA Football Scholar-Athletes of the Year	4
Academic All-Conference Honorees	721

### 2023 Team Information

Offensive Formation	Multiple
Defensive Formation	Multiple
Letterwinners Returning	67
Letterwinners Lost	22
Offensive Starters Returning/Lost	8/3
Defensive Starters Returning/Lost	8/3
Specialists Returning/Lost	3/3
2022 Overall Record	6-5
2022 Conference Record	4-4

## VILLANOVA MEDIA RELATIONS

### FOOTBALL CONTACT

#### Dean Kenefick

Senior Associate AD/Communications

E: dean.kenefick@villanova.edu

P: 610-308-4395

### SECONDARY CONTACT

#### David Berman

Assistant AD/Communications

E: david.berman@villanova.edu

P: 860-490-6398

## 2023 BROADCAST SCHEDULE

### FloSports

September 9 — Colgate

September 23 — Rhode Island

September 30 — @ UAlbany

October 7 — @ North Carolina A&T

October 14 — Elon

October 28 — Stony Brook

November 4 — @ New Hampshire

November 11 — Towson

November 18 — @ Delaware

### ESPN

December 9 — @ South Dakota State

### ESPN+

September 2 - @ Lehigh

December 2 - Youngstown State

### ESPN3

September 16 — @ UCF

## RADIO BROADCASTS

### Villanova Sports Radio Network

All Villanova regular season and postseason contests will be broadcast on the Villanova Sports Radio Network on the iHeart app. Games will air locally on AM 1480 and FM 102.5, along with FM 104.1 in Trenton.

**Ryan Fannon** (Play By Play)

**Kevin Reilly** (Analyst)

## CAA MEDIA TELECONFERENCE

Villanova head coach **Mark Ferrante** will take part in the CAA Football virtual press conference via Zoom with members of the media on Mondays at 11 a.m. Media representatives wishing to participate in the press conference should contact **Rob Washburn** in the CAA Football office for the relevant information. The press conference will also be recorded and distributed to media members on Monday afternoons.

## FOOTBALL SOCIAL MEDIA

**WEBSITE** .....www.villanova.com

**X**.....@novafootball

**INSTAGRAM**.....@novafootball

**FACEBOOK** .....vufootball

## MEDIA INFORMATION

### WEBSITE

Press releases, statistics, game notes and postgame coverage - including quotes from press conferences - will be available online at villanova.com/football.

## MEDIA AVAILABILITY

Members of the media who wish to attend a Villanova practice or interview a football student-athlete on a non-game day must contact **Dean Kenefick** in advance by email (dean.kenefick@villanova.edu) or phone (610-519-6514).

## CREDENTIALS

Requests for credentials to cover Villanova home games should be made to **Dean Kenefick** at least one week before the game.

## PHOTOS

All requests for photos of Villanova football student-athletes and coaches for use in the media should be directed by email to **David Berman** in media relations (david.berman@villanova.edu).

# VILLANOVA FOOTBALL GAME NOTES

## VILLANOVA NOTEBOOK

### POSTSEASON HISTORY

- Villanova is making the 20th postseason appearance in program history this season and its 15th in the Division I Football Championship since becoming an FCS program in 1985. From 1937 to 1962, the Wildcats made five bowl game appearances and were 2-2-1 while winning the 1949 Harbor Bowl against Nevada (27-7 in San Diego, Calif.) and the 1961 Sun Bowl versus Wichita State (17-9 in El Paso, Texas).

### FCS PLAYOFFS

- Villanova is making its 15th appearance in the Division I Football Championship and its third in the last five seasons. The Wildcats are 14-13 all-time in the FCS playoffs but have won 10 of their last 16 playoff games as well as 13 of the past 21 postseason contests. The recent 16-game stretch (10-6 since 2009) includes the 2009 national championship season as well as a semifinal appearance in 2010.
- Villanova has played just over half of its FCS playoff games (14 of 27) at home and has gone 11-3 in those contests. When the Wildcats hosted Youngstown State in the second round last week it marked the eighth time in 15 playoff appearances that the Wildcats played at least one game at home.

### FERRANTE HAS SEEN IT ALL

- Villanova head coach **Mark Ferrante** has been a part of all 15 of the Wildcats appearances in the FCS playoffs, including 12 times as an assistant coach and three times since he took over as head coach beginning with the 2017 season. Ferrante spent 30 seasons as an assistant coach on **Andy Talley's** coaching staff. Including those years and his time as head coach Ferrante has been a part of Villanova teams that have won eight CAA titles, three Lambert Meadowlands Cups and three ECAC Team of the Year awards.
- At the end of the 2015 season Ferrante was named the FCS Assistant Coach of the Year by the American Football Coaches Association (AFCA) just a few weeks before he was announced as Andy Talley's successor. Since becoming head coach, Ferrante has been named the CAA Football Coach of the Year (2021), the AFCA FCS Region 1 Coach of the Year (2021) and a finalist for the Eddie Robinson Award (2023) which is presented to the top coach in the FCS. each season

### HOW THEY GOT HERE

- Villanova earned the automatic bid from CAA Football the the FCS playoffs after posting a 9-2 regular season record, including a 7-1 mark in conference play. The final regular season conference standings resulted in a three-way tie between the Wildcats, UAlbany and Richmond. The three teams did not all play each other and had the same results against common opponents during the year, resulting in point differential being used as the third tiebreaker to determine the league's automatic bid.
- In addition to earning an automatic bid to the playoffs, the Wildcats were selected as the #8 seed in the 24-team playoff bracket and received a coveted first round bye. Villanova began its postseason run last week with a 45-28 victory over Youngstown State — its first postseason win in four tries against the Penguins.

### CAA FOOTBALL IN THE PLAYOFFS

- Villanova is one of four CAA Football teams in the FCS playoffs and was joined by regular season co-champions UAlbany and Richmond along with Delaware. All four teams played in the second round last week, with #5 seed UAlbany ousting Richmond in a CAA playoff matchup and Delaware falling on the road to #2 seed Montana.
- This is the 33rd consecutive season that CAA Football has had multiple teams selected to the FCS playoff field, including the 13th time overall and the second year in a row that at least four conference teams have been selected. CAA Football has had at least one team advance to the semifinals of the playoffs in nine of the past 10 years and has had a team in the national championship game 11 times since 2003.

## FCS PLAYOFF HISTORY

**Overall Record:** 14-13 (.519)  
**Mark Ferrante:** 2-2 (.500)

**1989** 0-1  
R1: at Georgia Southern L, 36-52

**1991** 0-1  
R1: at Youngstown State L, 16-17

**1992** 0-1  
R1: at Youngstown State L, 20-23

**1996** 0-1  
R1: at East Tennessee State L, 29-35

**1997** 1-1  
R1: vs. Colgate W, 49-28  
QF: vs. Youngstown State L, 34-37

**2002** 2-1  
R1: vs. Furman W, 45-38  
QF: vs. Fordham W, 24-10  
SF: at McNeese L, 28-39

**2008** 1-1  
R1: vs. Colgate W, 55-28  
QF: at James Madison L, 27-31

**2009** 4-0  
R1: vs. Holy Cross W, 38-28  
QF: vs. New Hampshire W, 46-7  
SF: vs. William & Mary W, 14-13  
NC: vs. Montana (*Chattanooga, Tenn.*) W, 23-21

**2010** 2-1  
R2: at Stephen F. Austin W, 54-24  
QF: at Appalachian State W, 42-24  
SF: at Eastern Washington L, 31-41

**2012** 0-1  
R1: at Stony Brook L, 10-20

**2014** 1-1  
R2: vs. Liberty W, 29-22  
QF: vs. Sam Houston State L, 31-34

**2016** 1-1  
R1: vs. Saint Francis W, 31-21  
QF: at South Dakota State L, 7-10

**2019** 0-1  
R1: at Southeastern Louisiana L, 44-45

**2021** 1-1  
R2: vs. Holy Cross W, 21-16  
QF: vs. South Dakota State L, 21-35

**2023** 1-1  
R2: vs. Youngstown State W, 45-28  
QF: @ South Dakota State 12:00 PM



# VILLANOVA FOOTBALL GAME NOTES

## TALE OF THE TAPE

VU	CATEGORY	SDSU
33.6	Scoring Offense	37.9
18.5	Scoring Defense	10.3
243	First Downs	273
190	First Downs Allowed	178
220.3	Rushing Yards/Game	230.4
110.4	Rushing Defense/Game	90.5
221.8	Passing Yards/Game	226.8
186.3	Passing Defense/Game	166.3
442.1	Total Offense/Game	457.2
296.8	Total Defense/Game	256.8
19.2	Kick Return Average	24.6
3.7	Punt Return Average	15.0
13-217-1	Interception Returns	14-167-2
68-558	Penalties-Yards	84-810
31:58	Time of Possession	32:01
44%	3rd Down Offense	56%
32%	3rd Down Defense	34%
47%	4th Down Offense	80%
46%	4th Down Defense	61%
76% (37-49)	Red Zone Offense	98% (47-48)
81% (26-32)	Red Zone Defense	62% (18-29)
20-9	Fumbles-Lost	8-6
-2	Turnover Margin	+11
73% (8-11)	Field Goals	75% (15-20)
98% (53-54)	PATs	97% (56-58)
25-173	Team Sacks	21-127
24-162	Sacks Allowed	9-62

## VILLANOVA LEADERS

### PASSING

Connor Watkins 2,608 (146-251-9, 20 TD)

### RUSHING

Jalen Jackson 123-914 (8 TD)  
DeeWil Barlee 103-657 (6 TD)

### RECEIVING

Rayjuon Pringle 38-956 (8 TD)  
Jaylan Sanchez 28-716 (6 TD)

### TACKLES

Shane Hartzell 82 (5.0 TFL)  
Brendan Bell 82 (10.5 TFL)

## SOUTH DAKOTA STATE LEADERS

### PASSING

Mark Gronowski 2,517 (170-248-4, 24 TD)

### RUSHING

Isaiah Davis 178-1,192 (14 TD)  
Amar Johnson 108-704 (4 TD)

### RECEIVING

Jadon Janke 41-719 (7)  
Jaxon Janke 43-708 (4)

### TACKLES

Jason Freeman 78 (4.5 TFL)  
Isaiah Stalbird 65 (4.5 TFL)

## VILLANOVA NOTEBOOK

### PLAYING SOUTH DAKOTA STATE

- Villanova and South Dakota State will be playing each other for the third time this week, with each of the two previous meetings coming in FCS playoff contests. The first game was in 2016 when the Wildcats made their only previous trip to Brookings, S.D. and were narrowly defeated by a 10-7 margin. Villanova hosted the Jackrabbits in a quarterfinal matchup two seasons ago and fell by a final score of 35-21 at Villanova Stadium.
- The only three Missouri Valley Football Conference foes the Wildcats have played in their history are South Dakota State, Youngstown State and Illinois State. Villanova has an all-time record of 3-10 against these teams, although four of the losses — three to Youngstown State and one to Illinois State — came prior to the Wildcats FCS era.
- Saturday's game will be the fourth time that the Wildcats are facing the No. 1 ranked team in the country in a playoff game. The previous postseason games against top teams were in 2002 (McNeese), 2008 (James Madison) and 2010 (Eastern Washington).

### HIGHLIGHTS OF THE YOUNGSTOWN STATE WIN

- Villanova faced Youngstown State for the first time since a 1999 regular season game and for the fourth time since 1991 in a playoff setting. For the first time in the four playoff meetings the Wildcats came out on top with a 45-28 victory to advance to this week's quarterfinal round. Villanova had not beaten Youngstown State since 1978, prior to the Wildcats becoming an FCS program.
- The difference in the game last week came down to 21 unanswered points scored by Villanova in a stretch of nearly 16 minutes that spanned most of the second quarter and the early part of the third period. After the Penguins went ahead 10-7 in the opening minute of the second quarter, Villanova answered at the 11:36 mark of the period to take the lead for good at 14-10.
- Fifth year quarterback **Connor Watkins** led the way against Youngstown State last week with 331 yards of total offense and three total touchdowns. He was 12-of-21 through the air for 275 yards, including half of his completions going for 20 yards or longer. Watkins also rushed nine times for 56 yards and two touchdowns. He threw a 64-yard touchdown pass to sophomore wide receiver **Jaylan Sanchez** (2 catches, 91 yards), while sixth year running back **Jalen Jackson** ran for 81 yards and two scores.
- Sophomore linebacker **Shane Hartzell** paced a strong defensive effort by the Wildcats last week with a season-high 14 tackles, including seven solo stops and seven assisted tackles. Hartzell and senior linebacker **Brendan Bell** each registered a career-high three quarterback hurries. Senior cornerback **Isas Waxter** recorded an interception for the second straight game and sophomore **Christian Sapp** also notched his second pick of the season. The team defensive effort included six tackles for loss, three sacks, three pass breakups and six quarterback hurries.

### NON-CONFERENCE SUCCESS

- Villanova has gone 19-3 (.864) against non-conference FCS opponents since 2016, including a perfect 16-0 regular season record. The trend continued this year with wins over Lehigh (38-10) and Colgate (42-19) to begin the season. The Wildcats have not lost a regular season game to a non-CAA Football team since a 24-13 loss to Penn on September 24, 2015.

### SCORING FIRST

- Villanova has scored first in 11 of its 12 games this season, a trend that continued last week when sixth year running back **Jalen Jackson** scored on a five-yard run at the 11:31 mark of the first quarter against Youngtown State. The Wildcats have scored within the first eight minutes of the game nine times this season. During **Mark Ferrante's** head coaching tenure, Villanova is 41-10 when it scores first and has grabbed the lead by the end of the first quarter 46 times.

# VILLANOVA FOOTBALL GAME NOTES

## VILLANOVA NOTEBOOK

### EXPERIENCE WINS

- Villanova has 19 players (out of 92) on its 2023 roster who are graduate students in their fifth or sixth years of playing college football. All 19 graduate students began the season on the Wildcats depth chart as either starters or prominent reserves.
- Entering play this week the 92 members of the Wildcats roster have combined to play in **1,603** college football games, including **633** games started.

### IN THE RECORD BOOK

- Villanova has already set four single season school records during the 2023 campaign:
  - **TEAM** — Total Offense, Average Yards Per Play (7.27)
  - **TEAM** — Average Yards Per Punt (44.4)
  - **Jaylan Sanchez (WR)** — Average Yards Per Reception (25.6)
  - **Connor Watkins (QB)** — Total Offense, Average Yards Per Play (8.79)

### CAA FOOTBALL POSTSEASON HONORS

- Villanova was rewarded for its stellar regular season with 12 players earning recognition on the CAA Football All-Conference teams. The list was highlighted by a pair of first team picks in sixth year offensive lineman **Michael Corbi** and fifth year wide receiver **Rayjuon Pringle**.
- This is the third time in the last five years that Villanova has earned 10 or more All-CAA selections and the 27th time in the last 28 seasons that the Wildcats have garnered at least four postseason all-conference accolades. This year's honorees include Corbi and Pringle on the first team as well as five second team selections, three third team choices and two honorable mention picks.
- **Michael Corbi** is only the third offensive player in Villanova history to be a three-time first team all-conference selection after previously being a first team pick in 2020 and 2021. He joins Wildcats legend **Brian Westbrook** (1998, 2000, 2001) and another former offensive lineman in **Ben Ijalana** (2008, 2009, 2010).
- Since joining what was then the Yankee Conference in 1988, the Wildcats have earned a total of 342 postseason all-conference honors and 20 major postseason awards.

### CAA FOOTBALL FIRST TEAM OFFENSE

**Michael Corbi (OL)** — started nine games this season at left guard; 4x All-CAA selection  
**Rayjuon Pringle (WR)** — leads team and ranks third in the CAA with 951 receiving yards

### CAA FOOTBALL SECOND TEAM OFFENSE

**Jalen Jackson (RB)** — averaging 7.44 yards per carry; has run for 833 yards on the season

### CAA FOOTBALL SECOND TEAM DEFENSE

**Brendan Bell (LB)** — leads the Villanova defense with 73 tackles and 9.5 tackles for loss  
**Isas Waxter (CB)** — started all 11 games; has 20 tackles, 7 pass breakups and 2 INT  
**Ty Trinh (SS)** — 41 tackles, 5 pass breakups and 2.5 TFL; started 29 of 37 career games  
**TD Ayo-Durojaiye (ST)** — team-high 9 special teams tackles; 27 such career tackles

### CAA FOOTBALL THIRD TEAM OFFENSE

**Connor Watkins (QB)** — single season school records for yards per attempt/completion  
**Temí Ajirotutu (OL)** — started all 11 games at right tackle; team averages 439.9 yards

### CAA FOOTBALL THIRD TEAM DEFENSE

**Jake Reichwein (DE)** — team-high 4 sacks; second on the team with 8.5 tackles for loss

### CAA FOOTBALL HONORABLE MENTION

**Nathan Fondacaro (P)** — averaging a career-best 44.3 yards per punt this season  
**Shane Hartzell (LB)** — second on the team with 68 tackles; started 21 of 25 career games

## CAA FOOTBALL

Standings (Top 25)	CAA	Overall
Villanova (6/9)	7-1	10-2
UAlbany (9/15)	7-1	10-3
Richmond (22/25)	7-1	9-4
Delaware (11/12)	6-2	9-4
Elon	6-2	6-5
Rhode Island (/rv)	4-4	6-5
William & Mary (/rv)	4-4	6-5
New Hampshire	4-4	6-5
Campbell	4-4	5-6
Towson	4-4	5-6
Hampton	3-5	5-6
Monmouth	3-5	4-7
Maine	1-7	2-9
North Carolina A&T	0-8	1-10
Stony Brook	0-8	0-10
<b>TOTAL</b>		<b>84-87</b>

### FCS PLAYOFFS — FIRST ROUND

**Saturday, November 25**

at Richmond 49, North Carolina Central 27  
at Delaware 36, Lafayette 34

### FCS PLAYOFFS — SECOND ROUND

**Saturday, December 2**

at (8) Villanova 45, Youngstown State 28  
at (5) UAlbany 41, Richmond 13  
at (2) Montana 49, Delaware 19

### FCS PLAYOFFS — QUARTERFINALS

**Saturday, December 9**

(8) Villanova at (1) South Dakota St. ...12:00 PM  
(5) UAlbany at (4) Idaho .....10:00 PM

### MAJOR POSTSEASON AWARD WINNERS

**Offensive Player of the Year**

Jaden Shirden, Monmouth

**Defensive Player of the Year**

Dylan Kelly, UAlbany

**Coach of the Year**

Greg Gattuso, UAlbany

**Special Teams Player of the Year**

Dylan Laube, New Hampshire

**Offensive Rookie of the Year**

Griffin Woodell, UAlbany

**Defensive Rookie of the Year**

Syed Gibbs, Rhode Island

**Chuck Boone Leadership and Excellence Award**

Max Brosmer, New Hampshire

# VILLANOVA FOOTBALL GAME NOTES

## NATIONAL RANKINGS

### STATS PERFORM FCS TOP 25

Rk	Team (1st)	Rec.	Pts.
1	South Dakota State (56)	11-0	1,400
2	Montana	10-1	1,344
3	South Dakota	9-2	1,280
4	Idaho	8-3	1,191
5	Montana State	8-3	1,088
6	<b>Villanova</b>	<b>9-2</b>	<b>1,052</b>
7	Furman	9-2	1,000
8	North Dakota State	8-3	995
9	<b>UAlbany</b>	<b>9-3</b>	<b>963</b>
10	Florida A&M	10-1	828
11	<b>Delaware</b>	<b>8-3</b>	<b>802</b>
12	North Dakota	7-4	754
13	Austin Peay	9-2	751
14	Southern Illinois	7-4	588
15	Sacramento State	7-4	574
16	North Carolina Central	9-2	547
17	Mercer	8-3	427
18	Chattanooga	7-4	410
19	UIW	8-2	396
20	Lafayette	9-2	268
21	Youngstown State	7-4	266
22	<b>Richmond</b>	<b>8-3</b>	<b>263</b>
23	Western Carolina	7-4	230
24	UT Martin	8-3	194
25	UC Davis	7-4	179

**Receiving Votes:** Tarleton State 83, Northern Iowa 73, Nicholls 59, Gardner-Webb 47, Drake 38, Holy Cross 38, Central Arkansas 29, Eastern Illinois 16, Duquesne 11, Harvard 11, Yale 5

### AFCA FCS COACHES POLL

Rk	Team (1st)	Rec.	Pts.
1	South Dakota State (24)	11-0	600
2	Montana	10-1	570
3	South Dakota	9-2	552
4	Idaho	8-3	479
5	Florida A&M	10-1	454
6	Furman	9-2	447
7	North Dakota State	8-3	443
8	Montana State	8-3	413
9	<b>Villanova</b>	<b>9-2</b>	<b>399</b>
10	Austin Peay	9-2	382
11	UIW	8-2	317
12	<b>Delaware</b>	<b>8-3</b>	<b>310</b>
13	North Carolina Central	9-2	290
14	North Dakota	7-4	260
15	<b>UAlbany</b>	<b>9-3</b>	<b>257</b>
16	Sacramento State	7-4	209
17	Southern Illinois	7-4	204
18	Lafayette	9-2	186
19	Chattanooga	7-4	182
20	Mercer	8-3	169
21	UT Martin	8-3	162
22	Holy Cross	7-4	75
23	Youngstown State	7-4	68
24	Eastern Illinois	8-3	59
25	<b>Richmond</b>	<b>8-3</b>	<b>57</b>

**Receiving Votes:** Western Carolina 46, UC Davis 45, Harvard 42, Central Arkansas 32, Nicholls 23, Illinois State 13, Yale 13, Gardner-Webb 12, Tarleton State 11, Drake 5, **William & Mary 5**, **Rhode Island 4**, Duquesne 3, Bryant 1, Samford 1

## VILLANOVA NOTEBOOK

### SEVEN IN A ROW

- Villanova has won seven consecutive games since a loss at UAlbany on September 30. All six of the wins have been by 12 points or more and the Wildcats have outscored their opponents by a 264-105 margin while averaging a +22.7 margin of victory during the streak. The seven-game winning streak is Villanova's longest since winning seven in a row in 2014.
- Villanova's seven-game winning streak includes winning the final six games of the regular season. It is the first time since 1997 and only the fourth time in school history that the Wildcats have closed the regular season with six straight victories. Villanova compiled a perfect 11-0 regular season record in 1997 and also finished the 1937 and 1986 seasons with six consecutive victories.
- Villanova was a combined 6-0 during the months of October and November. It is the first time since 2014 that the Wildcats have had back-to-back undefeated months. The 2014 squad was a combined 7-0 in October and November.

### FIVE YEARS OF SUCCESS

- Villanova has the most wins and the highest winning percentage of any current CAA Football school dating back to the start of the 2019 season. In the five-year stretch, the Wildcats have a record of 37-16 (.698) and have gone 25-11 (.694) versus league foes.

### HIGHEST WIN% BY CURRENT CAA FOOTBALL TEAMS (2019-23)

**Villanova (37-16, .698)**  
 Richmond (32-21, .604)  
 Delaware (34-23, .596)  
 Monmouth (30-21, .588)  
 William & Mary (29-21, .580)

### WINNING 10

- Villanova is currently 10-2 on the year and has reached double digits in the win column for the second time in the past three years. This is the ninth time in school history and the eighth time in the Wildcats FCS era that they have won 10 or more games in a season. The 2090 national championship team holds the school record with 14 wins (14-1).

### SEASONS WITH 10+ WINS IN VILLANOVA HISTORY

1896, 1991, 1997, 2002, 2008, 2009, 2014, 2021, 2023

## CAA FOOTBALL ALL-TIME LEAGUE RECORDS

Team	Record	Pct.	Titles (Shared-Outright)	Last Title
<b>Villanova</b>	<b>172-114</b>	<b>.601</b>	<b>8 (7-1)</b>	<b>2023</b>
Delaware	181-120	.601	10 (8-2)	2020
New Hampshire	259-210-10	.551	14 (5-9)	2022
William & Mary	131-113	.537	5 (4-1)	2022
Campbell	4-4	.500	0 (0-0)	—
Richmond	150-151	.498	9 (8-1)	2023
Elon	35-40	.467	0 (0-0)	—
Maine	221-255-7	.465	13 (8-5)	2018
Towson	62-89	.411	2 (1-1)	2012
Stony Brook	34-50	.405	0 (0-0)	—
Monmouth	6-10	.375	0 (0-0)	—
UAlbany	29-55	.345	1 (1-0)	2023
Rhode Island	156-324-7	.328	7 (5-2)	1985
Hampton	4-12	.250	0 (0-0)	—
North Carolina A&T	0-8	.000	0 (0-0)	—

*There are nine former members of the conference who are not listed here.*



# VILLANOVA FOOTBALL GAME NOTES

## VILLANOVA NOTEBOOK

### REGULAR SEASON SUCCESS

- Villanova compiled a 9-2 regular season record for the second time in the last three years. Prior to 2021 the Wildcats had not had a two-loss regular season since posting a 10-2 mark during the 2014 regular season. This is the eighth season with no more than two regular season losses since Villanova joined a conference in 1988.
- Villanova went 7-1 in its CAA Football slate this year. It is the eighth season with at least seven conference victories for the Wildcats and the sixth year in which Villanova had no more than one loss in league play.

### FERRANTE NAMED A FINALIST

- Villanova head coach **Mark Ferrante** is one of 20 finalists for the 2023 Eddie Robinson Award which is presented annually to the national coach of the year in Division I FCS college football and presented by FedEx Ground. After the Wildcats were picked to finish seventh in CAA Football this year in a preseason poll of league head coaches, Ferrante guided his team to a 9-2 record, a share of the league's regular season title and the automatic bid from CAA Football to the FCS playoffs.

### WINNING WHEN IT COUNTS

- Head coach **Mark Ferrante** has done an excellent job of leading his teams to wins when they matter the most. Since becoming head coach in 2017, Ferrante has guided Villanova to a record of 15-8 (.652) during the months of November and December. That includes a perfect November (3-0) this season as well as a December victory in last week's second round playoff win over Youngstown State.

### SECOND HALF SUCCESS – IT ALL STARTS WITH THE THIRD QUARTER

- Villanova has kicked off to its opponent to start the second half in 10 of 12 games played this season, including each of the last nine contests in a row. It may seem like a disadvantage to not have possession of the ball coming out of halftime, but that has not been the case. Villanova's defense has stopped the other team eight times (seven punts, one INT) in the 10 games where the Wildcats kicked off to start the second half. The only exceptions were when New Hampshire scored a touchdown on the first drive of the second half and Towson kicked a field goal on the first possession of the third quarter. Villanova is outscoring teams 87-23 in the third quarter on the year.

### PLAYING THE BEST

- Villanova will be playing the No. 1 ranked team in the country on Saturday for the 10th time in its history as an FCS program. The Wildcats have three previous wins over top teams, with the most recent coming on November 20, 2010 when Villanova defeated then-No. 1 Delaware in the final game of the regular season to clinch a playoff berth.

## VILLANOVA VERSUS FCS RANKED OPPONENTS

Villanova...	All-Time (since 1985)	Mark Ferrante Era	2023 Season
vs. Top 25	70-80 (.467)	12-10	1-0
vs. No. 1 Team	3-6 (.333)	0-1	0-0
vs. 1-5	18-13 (.581)	2-2	0-0
vs. 1-10	28-34 (.452)	3-6	0-0
vs. 11-15	14-15 (.483)	2-0	0-0
vs. 16-20	14-15 (.483)	4-1	1-0
vs. 21-25	14-16 (.467)	3-3	0-0
VU Ranked	55-50 (.524)	8-7	1-0
VU Unranked	15-30 (.333)	2-3	0-0
Home	43-29 (.597)	6-3	1-0
Away	26-51 (.338)	6-7	0-0
Conference	50-70 (.417)	7-9	1-0
Non-Conference	19-10 (.655)	4-1	0-0

## VILLANOVA UNIVERSITY

### ABOUT THE SCHOOL

Since 1842, Villanova University's Augustinian Catholic intellectual tradition has been the cornerstone of an academic community in which students learn to think critically, act compassionately and succeed while serving others. There are more than 10,000 undergraduate, graduate and law students in the University's six colleges – the College of Liberal Arts and Sciences, the Villanova School of Business, the College of Engineering, the M. Louise Fitzpatrick College of Nursing, the College of Professional Studies and the Villanova University Charles Widger School of Law. Ranked among the nation's top universities, Villanova supports its students' intellectual growth and prepares them to become ethical leaders who create positive change everywhere life takes them.

### VILLANOVA ATHLETICS

Villanova University has a long and storied athletics history defined by excellence both in competition and in the classroom. The Villanova Athletics Department is a community of student-athletes, coaches and staff whose primary focus is to achieve academic excellence, while striving to produce teams and individuals committed to athletic competition and outstanding performance. Villanova Athletics sponsors 24 varsity sports, which together include more than 500 student-athletes. In the classroom, these Villanova student-athletes have registered a grade-point average higher than a 3.0 for 40 consecutive semesters. Three Villanova student-athletes have been named Rhodes Scholars, with numerous others earning Academic All-America distinction. Villanova's athletics history includes 21 NCAA team national championships, as well as more than 100 conference championships. In addition, at least one Villanovan has participated in every Summer Olympics since 1948. Villanova is a member of the BIG EAST Conference, CAA Football, Coastal Athletic Association (Rowing) and Metro Atlantic Athletic Conference (Water Polo).

### ACADEMICS

The GPA for more than 500 student-athletes during the Spring 2023 semester was 3.472, making it 11 straight semesters that student-athletes have had a GPA of 3.3 or higher. Success in the classroom has been across-the-board for Villanova Athletics, with every one of the 24 varsity sports programs posting a team GPA over a 3.0 in each of the last three semesters.

The most recent NCAA data to be released was the Graduation Success Rate (GSR) update in December 2023 in which Villanova Athletics tied its highest-ever mark of 99 percent. That figure led the BIG EAST and ranked among the top five schools nationally (Division I). The Wildcats had 14 sport programs with a perfect 100 percent GSR, while 12 sports reported a perfect multi-year APR score of 1000 in Spring 2023.

# VILLANOVA FOOTBALL GAME NOTES

## VILLANOVA RECORD BOOK

### CAREER RUSHING YARDS

1. Brian Westbrook	4,499	(725 carries)	1997-01
2. John Robertson	3,643	(684 carries)	2012-15
3. Kevin Monangai	3,167	(618 carries)	2011-14
4. Aaron Ball	2,916	(589 carries)	2007-10
5. Vince Thompson	2,533	(628 carries)	1975-78
6. <b>Jalen Jackson</b>	<b>2,481</b>	(392 carries)	<b>2018—</b>
7. Justin Covington	2,326	(377 carries)	2016-21
8. Aaron Forbes	2,304	(429 carries)	2015-18
9. <b>DeeWil Barlee</b>	<b>2,286</b>	(450 carries)	<b>2019—</b>
10. Jeff Johnson	2,219	(513 carries)	1989-92
11. Martin Gibson	2,218	(418 carries)	2002-05
12. Terry Butler	2,191	(498 carries)	2001-04
13. Curtis Sifford	2,161	(461 carries)	1994-97
14. Chris Whitney	2,160	(581 carries)	2007-10
15. Pat Kennedy	1,950	(375 carries)	1988-91
16. Ralph Pasquariello	1,850	(380 carries)	1946-49
17. Matt Szczur	1,803	(272 carries)	2007-10
18. Pat O'Brien	1,792	(538 carries)	1977-80
19. Anthony Cowsette	1,666	(366 carries)	1993-96
20. <b>TD Ayo-Durojaiye</b>	<b>1,599</b>	(308 carries)	<b>2019—</b>

### CAREER RECEIVING YARDS

1. Brian Finneran	3,872	1994-97
2. Bob Brady	2,901	1986-89
3. Mike Siani	2,776	1969-71
4. <b>Jaaron Hayek</b>	<b>2,743</b>	<b>2019—</b>
5. Murle Sango	2,685	1998-01
6. Josh Dolbin	2,660	1994-97
7. Brian Westbrook	2,639	1997-01
8. <b>Rayjuon Pringle</b>	<b>2,508</b>	<b>2019—</b>

### SINGLE SEASON RECEIVING YARDS

1. Brian Finneran	1,389	1997
2. Mike Siani	1,328	1970
3. Brian Finneran	1,207	1996
4. Brian Westbrook	1,144	1998
5. Changa Hodge	1,118	2019
6. Murle Sango	1,064	1999
7. Poppy Livers	987	2014
8. Mike Siani	960	1971
9. <b>Rayjuon Pringle</b>	<b>956</b>	<b>2023</b>

### CAREER PASSING YARDS

1. Chris Boden	10,166	(868-1412)	1996-99
2. Brett Gordon	9,639	(833-1246)	1999-02
3. Kirk Schulz	9,496	(793-1,331)	1985-89
4. John Robertson	7,290	(561-875)	2011-15
5. Zach Bednarczyk	6,525	(528-850)	2015-18
6. Daniel Smith	6,518	(476-843)	2019-21
7. Chris Whitney	6,241	(541-833)	2007-10
8. Tom Colombo	5,825	(489-827)	1989-92
9. <b>Connor Watkins</b>	<b>4,864</b>	(289-503)	<b>2019—</b>

### CAREER TOTAL OFFENSE

1. John Robertson	10,933	2011-15
2. Chris Boden	9,993	1996-99
3. Brett Gordon	9,317	1999-02
4. Kirk Schulz	9,086	1985-89
5. Chris Whitney	8,401	2007-10
6. Zach Bednarczyk	7,750	2015-18
7. Daniel Smith	7,386	2019-21
8. Tom Colombo	5,673	1989-92
9. <b>Connor Watkins</b>	<b>5,640</b>	<b>2019—</b>

## VILLANOVA NOTEBOOK

### BIG PLAY POTENTIAL

- Villanova has recorded 74 plays from scrimmage of 20 yards or longer this season. That total includes 46 pass plays for 20+ yards and 28 rushes for 20 yards or longer. It comes out to an average of just over six offensive plays per game which go for at least 20 yards.
- Of particular note, Villanova has 19 pass completions on the year for 40 yards or longer. The two most recent of those long passes came against Youngstown State last week when fifth year quarterback **Connor Watkins** connected with sophomore wide receiver **Jaylan Sanchez** for a 64-yard touchdown and with sophomore receiver **Luke Daly** for a 45-yard completion.
- In 23 career starts under center since the beginning of last season, **Connor Watkins** has recorded 33 completions for 40 yards or longer.

### CONNOR WATKINS BIG PLAYS BY THE NUMBERS

- Six career passes for 75+ yards — no previous Villanova quarterback had more than four
- 13 career completions for 40-49 yards
- 6 career completions for 50-59 yards
- 8 career completions for 60-69 yards
- 4 career completions for 70-79 yards
- 2 career completions for 80-89 yards

### RAYJUON PRINGLE BIG PLAYS BY THE NUMBERS

- Only player in school history to have four career receptions for 75+ yards (three in 2023)
- Three games this season with 150+ receiving yards (second most in school history)
- His 19.4 career yards per reception are a Villanova record

### CAREER RECORD HOLDERS

- Fifth year quarterback **Connor Watkins** and fifth year wide receiver **Rayjuon Pringle** own a combined seven career records in Villanova history.

### CONNOR WATKINS CAREER RECORDS

- ▶ Passing Efficiency (155.0)
- ▶ Average Yards Per Pass Completions (16.83)
- ▶ Average Yards Per Pass Attempt (9.67)
- ▶ Total Offense, Average Yards Per Play (8.38)
- ▶ Pass Completions for 75+ Yards (6)

### RAYJUON PRINGLE CAREER RECORDS

- ▶ Average Yards Per Reception (19.4)
- ▶ Receptions for 75+ Yards (4)

### SINGLE GAME RECORD HOLDERS

- In the 42-19 win over Colgate on September 9, fifth year quarterback **Connor Watkins** was 8-of-11 through the air for 310 yards and two touchdowns to go along with 10 rushes for 15 yards and another two scores. His incredible performance marked the fewest pass completions in a 300+ yard passing game in school history and set five other single-game school records in the process.

### VILLANOVA RECORDS SET BY CONNOR WATKINS IN COLGATE GAME

- ▶ Passing Yards Per Completion (38.75)
- ▶ Passing Yards Per Attempt (28.18)
- ▶ Passing Efficiency (369.5)
- ▶ Total Offense, Average Yards Per Play (17.17)
- ▶ Fewest pass completions in a 300+ yard passing game
- ▶ Fewest pass attempts in a 300+ yard passing game



# VILLANOVA FOOTBALL GAME NOTES

## ACTIVE PLAYERS IN THE VILLANOVA RECORD BOOK

### Jalen Jackson (6th Year, RB)

<i>Career</i> Rushing Yards Per Carry	2nd	6.33
<i>Career</i> Rushing Touchdowns	tie-5th	25
<i>Career</i> Rushing Yards	6th	2,481
<i>Career</i> Total Offense Yards Per Play	7th	6.33
<i>Career</i> Rushing Yards Per Game	8th	55.1
<i>Career</i> 100+ Yard Rushing Games	tie-10th	6
<i>Career</i> Rushing Attempts	14th	392
<i>Career</i> Total Offense Touchdowns (Pass/Rush)	tie-18th	25
<i>Career</i> Total Offense Yards	21st	2,481

<i>Season</i> Rushing Yards Per Carry	4th	7.43
<i>Season</i> Rushing Yards Per Game	10th	91.4
<i>Season</i> Rushing Yards	14th	914

### DeeWil Barlee (5th Year, RB)

<i>Career</i> Rushing Yards	9th	2,286
<i>Career</i> Rushing Attempts	11th	450
<i>Career</i> Rushing Yards Per Carry	22nd	5.08
<i>Career</i> Total Offense Yards	27th	2,286

<i>Season</i> Rushing Yards Per Carry	15th	6.38
---------------------------------------	------	------

### TD Ayo-Durojaiye (5th Year, RB)

<i>Career</i> Rushing Yards Per Carry	19th	5.19
<i>Career</i> Rushing Yards	20th	1,599
<i>Career</i> Rushing Attempts	22nd	308

### Jaaron Hayek (5th Year, WR)

<i>Career</i> 100+ Yard Receiving Games	3rd	11
<i>Career</i> Receiving Yards	4th	2,743
<i>Career</i> Receiving Touchdowns	4th	29
<i>Career</i> Receiving Yards Per Game	5th	58.4
<i>Career</i> Yards Per Reception	5th	16.2
<i>Career</i> Receptions	8th	169

### Rayjuon Pringle (5th Year, WR)

<i>Career</i> Yards Per Reception	1st	19.4
<i>Career</i> Receptions for 75+ Yards	1st	4
<i>Career</i> 100+ Yard Receiving Games	tie-4th	10
<i>Career</i> Receiving Touchdowns	7th	23
<i>Career</i> Receiving Yards	8th	2,508
<i>Career</i> Receiving Yards Per Game	10th	52.3
<i>Career</i> Receptions	15th	129

<i>Season</i> Yards Per Reception	2nd	25.2
<i>Season</i> 100+ Yard Receiving Games	tie-5th	4
<i>Season</i> Receiving Yards	9th	956
<i>Season</i> Receiving Yards Per Game	10th	79.7

### Jaylan Sanchez (Sophomore, WR)

<i>Season</i> Yards Per Reception	1st	25.6
<i>Season</i> Receiving Yards	26th	716

### Connor Watkins (5th Year, QB)

<i>Career</i> Yards Per Pass Completion	1st	16.83
<i>Career</i> Yards Per Pass Attempt	1st	9.67
<i>Career</i> Passing Efficiency	1st	155.0
<i>Career</i> Passes for 75+ Yards	1st	6
<i>Career</i> Total Offense Yards Per Play	1st	8.38
<i>Career</i> 300+ Yard Total Offense Games	tie-6th	5
<i>Career</i> Total Offense Touchdowns (Pass/Rush)	8th	56
<i>Career</i> Passing Yards	9th	4,864
<i>Career</i> Passing Yards Per Game	9th	139.0
<i>Career</i> Total Offense Yards	9th	5,640
<i>Career</i> Passing Touchdowns	9th	37
<i>Career</i> Total Offense Yards Per Game	10th	161.1
<i>Career</i> 300+ Yard Passing Games	tie-10th	2
<i>Career</i> Pass Completions	11th	289
<i>Career</i> Pass Attempts	11th	503
<i>Career</i> Total Offense Plays	13th	673

<i>Season</i> Yards Per Pass Attempt	1st	10.39
<i>Season</i> Total Offense Yards Per Play	1st	8.79
<i>Season</i> 300+ Yard Total Offense Games	7th	4
<i>Season</i> Total Offense Yards	9th	2,936
<i>Season</i> Total Offense Touchdowns (Pass/Rush)	9th	30
<i>Season</i> Total Offense Yards Per Game	12th	244.7
<i>Season</i> Passing Yards	12th	2,608
<i>Season</i> Passing Touchdowns	tie-14th	20

<i>Game</i> Yards Per Pass Completions	1st	38.75
<i>Game</i> Yards Per Pass Attempt	1st	28.18
<i>Game</i> Passing Efficiency	1st	369.5
<i>Game</i> Total Offense Yards Per Play	1st	17.17

# VILLANOVA FOOTBALL GAME NOTES

## CAREER HONORS AND ACCOLADES

### **Temi Ajirotutu** Senior, OL, Queens, N.Y.

- CAA Football Third Team Offense 2023 (OL)

### **TD Ayo-Durojaiye** 5th Year, RB, Damascus, Md.

- CAA Football Second Team Offense 2023 (ST)
- CAA Football Third Team Offense 2021 (ST)

### **Brendan Bell** Senior, LB, Basking Ridge, N.J.

- CAA Football Second Team Defense 2023 (LB)
- CAA Football Defensive Player of the Week 2023 – 9.25
- CAA Football Defensive Player of the Week 2023 – 11.6

### **Michael Corbi** 6th Year, OL, Annapolis, Md.

- Second Team All-American 2021 (*Stats Perform*)
- CAA Football First Team Offense 2020 (OL)
- CAA Football First Team Offense 2021 (OL)
- CAA Football First Team Offense 2023 (OL)
- CAA Football Second Team Offense 2022 (OL)

### **Nathan Fondacaro** Senior, P, Sewell, N.J.

- CAA Football First Team Defense 2019 (P)
- CAA Football Honorable Mention 2023 (P)
- CAA Football Special Teams Player of the Week 2021 – 4.5

### **Shane Hartzell** Sophomore, LB, Perkasio, Pa.

- CAA Football Honorable Mention 2023 (LB)
- CAA Football Rookie of the Week 2022 – 11.21

### **Jaaron Hayek** 5th Year, WR, Wayne, N.J.

- CAA Football First Team Offense 2022 (WR)
- CAA Football Third Team Offense 2021 (WR)
- CAA Football Offensive Player of the Week 2022 – 10.3

### **Jalen Jackson** 6th Year, RB, Richmond, Va.

- CAA Football Second Team Offense 2023 (RB)

### **Matthew Mercurio** 6th Year, K, Salinas, Calif.

- CAA Football Third Team Offense 2022 (K)

### **Rayjuon Pringle** 5th Year, WR, Woodbridge, Va.

- CAA Football First Team Offense 2023 (WR)
- CAA Football Second Team Offense 2020 (WR)
- CAA Football Second Team Offense 2021 (WR)
- CAA Football Offensive Player of the Week 2021 – 3.8

### **Isaiah Ragland** Freshman, RB, Alexandria, Va.

- CAA Football Rookie of the Week 2023 – 10.16

### **Jake Reichwein** 5th Year, DL, Doylestown, Pa.

- CAA Football Third Team Defense 2023 (DE)

### **Ty Trinh** Senior, DB, Owings Mills, Md.

- CAA Football Second Team Defense 2023 (S)

### **Connor Watkins** 5th Year, QB, Williamsport, Pa.

- CAA Football Third Team Offense 2023 (QB)
- CAA Football Offensive Player of the Week 2023 – 10.30

### **Isas Waxter** Senior, DB, Newark, N.J.

- CAA Football Second Team Defense 2023 (CB)

### **Head Coach Mark Ferrante** 7th Season

- AFCA FCS Assistant Coach of the Year 2015
- AFCA FCS Region 1 Coach of the Year 2021
- CAA Football Coach of the Year 2021
- Eddie Robinson Award Finalist 2023

## OVERTIME HISTORY (since 1985)

Year	Opponent	Result	Score
1988	at Boston University	Win	31-24
1989	Connecticut	Win	41-35
1994	Delaware	Loss	31-38
1995	James Madison	Loss	27-28
1998	Delaware	Win	34-31
1999	at Connecticut	Win	48-45
1999	Delaware	Win	51-45
2000	William & Mary	Loss	41-48
2001	James Madison	Win	45-44
2003	at Temple	Win	23-20
2007	Maine	Win	24-17
2007	at Massachusetts	Loss	24-32
2008	at Penn	Win	20-14
2010	at Delaware	Win	28-21
2014	at Syracuse	Loss	26-27
2017	at Albany	Loss	10-19
2019	at Towson	Win	52-45
2020	Rhode Island	Loss	37-40

# VILLANOVA FOOTBALL GAME NOTES

## VILLANOVA'S RECORD...

	2023	Ferrante
Overall .....	10-2	47-28
CAA Football .....	7-1	30-22
Non-Conference .....	3-1	17-6
Home .....	6-0	24-12
Road .....	4-2	23-16
Neutral .....	0-0	0-0
Current Streak .....	W7	W7
Home Streak .....	W6	W9
Road Streak .....	W3	W3

Day Games .....	9-1	36-24
Night Games .....	1-1	11-4
March .....	0-0	1-1
April .....	0-0	1-1
August .....	0-0	1-0
September .....	3-2	18-9
October .....	3-0	11-9
November .....	3-0	13-7
December .....	1-0	2-1
Ranked Teams .....	3-0	13-11
Unranked Teams .....	7-2	34-17
Overtime .....	0-0	1-2

### After 1st Quarter

Leading .....	9-0	39-7
Trailing .....	1-2	3-13
Tied .....	0-0	5-8

### Halftime

Leading .....	10-0	42-5
Trailing .....	0-2	5-21
Tied .....	0-0	0-2

### After 3rd Quarter

Leading .....	10-0	41-4
Trailing .....	0-2	5-21
Tied .....	0-0	1-3

### Scoring

Scoring First .....	10-1	41-10
Opp. Scores First .....	0-1	6-18
Scoring 0-9 .....	0-0	0-6
Scoring 10-19 .....	0-2	3-12
Scoring 20-29 .....	1-0	8-5
Scoring 30-39 .....	5-0	19-3
Scoring 40+ .....	4-0	17-2
Allowing 0-9 .....	3-0	14-0
Allowing 10-19 .....	5-0	18-4
Allowing 20-29 .....	1-0	11-8
Allowing 30-39 .....	1-1	3-9
Allowing 40+ .....	0-1	1-7

### Game Decided By

0-9 Points .....	0-0	13-12
10-19 Points .....	2-0	7-6
20+ Points .....	8-2	27-10

### Statistics

Outgain opp. ....	10-0	41-6
Outgained by opp. ....	0-2	6-22
VU 100-yard rusher .....	5-0	22-4
VU 100-yard receiver .....	6-0	21-10
VU 300-yard passer .....	2-0	5-4
Opp. 100-yard rusher .....	1-1	3-13
Opp. 100-yard receiver .....	2-1	10-11
Opp. 300-yard passer .....	0-1	6-7

### Turnovers

No turnovers .....	0-0	14-3
1-2 turnovers .....	10-1	28-18
3+ turnovers .....	0-1	5-7
No takeaways .....	3-2	4-9
1-2 takeaways .....	4-0	28-17
3+ takeaways .....	3-0	15-2
Win turnover margin .....	5-0	27-5
Lose turnover margin .....	3-1	7-15
Turnovers tied .....	2-0	13-5

## STATISTICAL RANKINGS

Team Stats	CAA	FCS	Stat
------------	-----	-----	------

### Offense

Passing Efficiency .....	1	3	163.04
Total Offense .....	1	8	442.1
Rushing Offense .....	1	9	220.3
Scoring Offense .....	2	11	33.6
3rd Down Pct. ....	3	22	44.0%
First Downs .....	6	25	243
Sacks Allowed .....	7	60	2.00
Passing Offense .....	8	46	221.8
4th Down Pct. ....	11	76	46.7%
Red Zone Offense .....	12	84	75.5%

### Defense

Total Defense .....	1	7	296.8
Passing Def. Efficiency .....	1	15	115.12
Opp. 3rd Down Pct. ....	2	11	32.3%
Scoring Defense .....	2	13	18.5
Rushing Defense .....	2	17	110.4
First Downs Allowed .....	2	23	190
Passing Defense .....	3	24	186.3
Opp. 4th Down Pct. ....	6	33	46.4%
Team Sacks .....	8	53	2.08
Red Zone Defense .....	8	64	81.2%

### Special Teams

PAT Percentage .....	3rd	n/a	98.1%
Field Goal Pct. ....	6	n/a	72.7%
Net Punting .....	7	45	37.08
Kickoff Returns .....	8	67	19.16
Punt Return Defense .....	13	87	11.24
Punt Returns .....	14	107	3.69
Kickoff Ret. Def. ....	15	117	24.05

### Miscellaneous

Penalty Yards/Game .....	1	29	46.50
Time of Possession .....	2	18	31:58
Turnover Margin .....	9	70	-2

### Player Stats\*

	CAA	FCS	Stat
<b>Jalen Jackson</b>			
Rushing Yards/Carry .....	2	4	7.43
Rushing Yards/Gm .....	2	19	91.4
Rushing Yards .....	3	24	914

### Rayjuon Pringle

Yards Per Reception .....	2	2	25.16
Receiving Yards .....	3	14	956
Receiving Yards/Gm .....	3	19	79.7

### Jaylan Sanchez

Yards Per Reception .....	1	1	25.57
---------------------------	---	---	-------

### Connor Watkins

Yards Per Completion .....	1	1	17.86
Yards Per Attempt .....	1	1	10.39
Passing Efficiency .....	1	4	164.6
Points Responsible For .....	3	6	180
Points Responsible/Gm .....	3	13	15.0

*n/a Team stat not kept in FCS national stats*

*\* Players who rank in the top three in the CAA*

## WILDCATS IN THE NFL

### CURRENT NFL ROSTERS

Christian Benford, Bills

Ethan Greenidge, Falcons (*reserve/injured list*)

Tanoh Kpassagnon, Saints

### ALL-TIME NFL DRAFT PICKS

**Year.....Name.....Rd.....Team**

1936.....	Eddie Michaels .....	2	Bears
1938.....	John Mellus .....	7	Giants
1940.....	Andy Chisick .....	7	Cardinals
1943.....	George Smith .....	21	Cardinals
1943.....	Steve Pritko .....	28	Rams
1944.....	Val Jansante .....	10	Steelers
1944.....	Al Postus .....	20	Eagles
1947.....	Bob David .....	25	Rams
1949.....	Lou Ferry .....	3	Packers
1949.....	Ed Berrang .....	5	Redskins
1950.....	Ralph Pasquariello .....	1	Rams
1950.....	John Sandusky .....	2	Browns
1950.....	Steve Roomanik .....	3	Bears
1950.....	Dan Brown .....	11	Redskins
1951.....	Pete D'Alonzo .....	4	Lions
1953.....	Gene Filipski .....	7	Browns
1956.....	Don McComb .....	21	Giants
1957.....	Joe Ryan .....	25	Bears
1962.....	Frank Budd .....	7	Eagles
1962.....	Sam Gruneisen .....		Chargers
1963.....	Larry Glueck .....	3	Bears
1963.....	Billy Joe .....		Broncos
1965.....	Mike Strofolino .....	4	Rams
1965.....	Al Atkinson .....		Bills
1969.....	Rich Moore .....	1	Packers
1969.....	John Sodaski .....	9	Steelers
1970.....	Billy Walik .....	11	Eagles
1972.....	Mike Siani .....	1	Raiders
1972.....	John Babinecz .....	2	Cowboys
1972.....	Ernie Messmer .....	13	Steelers
1973.....	Kevin Reilly .....	7	Dolphins
1974.....	Joe Miller .....	11	Redskins
1974.....	John Givens .....	14	Falcons
1975.....	John Zimba .....	5	Browns
1976.....	Gary Shugrue .....	11	Lions
1976.....	Steve Ebbecke .....	13	Eagles
1977.....	John Mastronardo .....	10	Eagles
1981.....	Howie Long .....	2	Raiders
1981.....	David Martin .....	9	Lions
2002.....	Brian Westbrook .....	3	Eagles
2008.....	Matt Sherry .....	6	Bengals
2011.....	Ben Ijalana .....	2	Colts
2017.....	Tanoh Kpassagnon .....	2	Chiefs
2017.....	Brad Seaton .....	2	Titans
2022.....	Christian Benford .....	6	Bills



# VILLANOVA FOOTBALL GAME NOTES

## COMPLETE STUDENT-ATHLETES

### ACADEMIC HIGHLIGHTS

#### NCAA ACADEMIC DATA

■ Each year the NCAA recognizes programs that have a multi-year Academic Progress Rate (APR) score that ranks within the top 10 percent of their sport nationwide. Villanova has earned this award nine times in the 17-year history of the APR program.

■ In the most recent APR data released in May 2023 the football program's multi-year APR score of 974 was 12 points above the national average for FCS programs.

■ New data on the NCAA Graduation Success Rate (GSR) was released in December 2023 and Villanova led all CAA Football schools while matching a program record at 96 percent.

#### ACADEMIC ALL-AMERICANS

■ One of the highest honors that a student-athlete can achieve is to be named an Academic All-American, an award which encompasses both academic achievement as well as contributions on the field. Villanova has had 12 football student-athletes earn a total of 14 Academic All-America honors over the years.

#### CAA TEAM ACADEMIC EXCELLENCE

■ Villanova has been the winner of the CAA Football Team Academic Excellence Award three times in the last seven years. The award is presented at the end of each academic year to the conference school with the highest team GPA.

#### CAA SCHOLAR-ATHLETE OF THE YEAR

■ Villanova has had five student-athletes be named the CAA Football Scholar-Athlete of the Year. Nominees for the award must have attained senior standing academically and have a cumulative GPA of 3.0 or higher.

#### CAA ACADEMIC HONOR ROLL

■ Student-athletes with a semester GPA of 3.0 or higher are named to the CAA Commissioner's Academic Honor Roll. Villanova had 62 honorees for the Fall 2022 semester and 63 student-athletes achieve this distinction for the Spring 2023 term.

#### ACADEMIC ALL-AREA TEAMS

■ In conjunction with the *Philadelphia Inquirer*, the sports information directors at the colleges and universities in the Philadelphia area (PhillySIDA) name an Academic All-Area team and a football Performer of the Year each season. In the 16 years of the Academic All-Area program, which started with the 2005-06 academic year, the football team has had a total of 56 selections to the Academic All-Area Team. In addition, the Wildcats have

#### NCAA PUBLIC RECOGNITION AWARD

- 2004-05
- 2005-06
- 2006-07
- 2007-08
- 2008-09
- 2014-15
- 2015-16
- 2016-17
- 2017-18

#### ACADEMIC ALL-AMERICANS

- |                    |            |
|--------------------|------------|
| ■ David Graziano   | 1975, 1976 |
| ■ Ron Sency        | 1987       |
| ■ Rich Spugnardi   | 1987       |
| ■ Bob Brady        | 1988       |
| ■ Peter Lombardi   | 1988       |
| ■ Scott Rushton    | 1988       |
| ■ Kevin Martchek   | 1990       |
| ■ Tim Matas        | 1992       |
| ■ Gregg Ziegler    | 1994       |
| ■ Deon Jackson     | 1996       |
| ■ Raymond Ventrone | 2003       |
| ■ Don Cherry       | 2014, 2015 |

#### CAA ACADEMIC EXCELLENCE AWARD

- |             |         |
|-------------|---------|
| ■ Villanova | 2016-17 |
| ■ Villanova | 2017-18 |
| ■ Villanova | 2022-23 |

#### CAA SCHOLAR-ATHLETE OF THE YEAR

- |                 |         |
|-----------------|---------|
| ■ Matt Sherry   | 2007-08 |
| ■ Osayi Osunde  | 2009-10 |
| ■ Don Cherry    | 2014-15 |
| ■ Jake Prus     | 2015-16 |
| ■ Colin Gamroth | 2021-22 |

#### ACADEMIC HONOR ROLL SELECTIONS\*

- |                    |    |
|--------------------|----|
| ■ 1988-89          | 5  |
| ■ 1989-90          | 9  |
| ■ 1990-91          | 6  |
| ■ 1992-93          | 4  |
| ■ 1993-94          | 8  |
| ■ 1994-95          | 14 |
| ■ 1995-96          | 7  |
| ■ 1996-97          | 6  |
| ■ 1997-98          | 1  |
| ■ 1998-99          | 7  |
| ■ 1999-00          | 4  |
| ■ 2000-01          | 5  |
| ■ 2001-02          | 5  |
| ■ 2002-03          | 13 |
| ■ 2003-04          | 10 |
| ■ 2004-05          | 9  |
| ■ 2005-06          | 10 |
| ■ 2006-07          | 9  |
| ■ 2007-08          | 11 |
| ■ 2008-09          | 7  |
| ■ 2009-10          | 7  |
| ■ 2010-11          | 8  |
| ■ 2011-12          | 12 |
| ■ 2012-13          | 11 |
| ■ 2013-14          | 16 |
| ■ 2014-15          | 20 |
| ■ 2015-16          | 42 |
| ■ 2016-17          | 42 |
| ■ 2017-18          | 46 |
| ■ 2018-19 (Fall)   | 41 |
| ■ 2018-19 (Spring) | 38 |
| ■ 2019-20 (Fall)   | 45 |
| ■ 2019-20 (Spring) | 52 |
| ■ 2020-21 (Fall)   | 43 |
| ■ 2020-21 (Spring) | 51 |
| ■ 2021-22 (Fall)   | 55 |
| ■ 2021-22 (Spring) | 48 |
| ■ 2022-23 (Fall)   | 62 |
| ■ 2022-23 (Spring) | 63 |

\* Criteria for this award has periodically changed over the years.

#### ACADEMIC ALL-AREA PERFORMERS OF THE YEAR

- |                 |         |
|-----------------|---------|
| ■ Brian Hulea   | 2005-06 |
| ■ Matt Sherry   | 2007-08 |
| ■ Osayi Osunde  | 2009-10 |
| ■ Chris Whitney | 2010-11 |
| ■ Forrest Rhyne | 2021-22 |

#### ACADEMIC ALL-AREA SELECTIONS

- |                    |         |
|--------------------|---------|
| ■ Brian Hulea      | 2005-06 |
| ■ Adam James       | 2005-06 |
| ■ Frank Jankowski  | 2005-06 |
| ■ Allyn Bacchus    | 2006-07 |
| ■ Idriz Bauta      | 2007-08 |
| ■ Osayi Osunde     | 2007-08 |
| ■ Matt Sherry      | 2007-08 |
| ■ Angelo Babbaro   | 2008-09 |
| ■ Idriz Bauta      | 2008-09 |
| ■ Osayi Osunde     | 2008-09 |
| ■ Chris Whitney    | 2008-09 |
| ■ Angelo Babbaro   | 2009-10 |
| ■ Osayi Osunde     | 2009-10 |
| ■ Chris Whitney    | 2009-10 |
| ■ Angelo Babbaro   | 2010-11 |
| ■ Chris Whitney    | 2010-11 |
| ■ Josh Bucci       | 2011-12 |
| ■ Craig James      | 2011-12 |
| ■ Nick Yako        | 2011-12 |
| ■ Josh Bucci       | 2012-13 |
| ■ Bill Vogel       | 2012-13 |
| ■ Don Cherry       | 2013-14 |
| ■ Kevin Gulyas     | 2013-14 |
| ■ Cameron McCurry  | 2013-14 |
| ■ Bill Vogel       | 2013-14 |
| ■ Don Cherry       | 2014-15 |
| ■ Kevin Gulyas     | 2014-15 |
| ■ Ross Hall        | 2014-15 |
| ■ Cameron McCurry  | 2014-15 |
| ■ Jake Prus        | 2014-15 |
| ■ Don Cherry       | 2015-16 |
| ■ Kevin Gulyas     | 2015-16 |
| ■ Tanoh Kpassagnon | 2015-16 |
| ■ Jake Prus        | 2015-16 |
| ■ Ryan Bell        | 2016-17 |
| ■ Tanoh Kpassagnon | 2016-17 |
| ■ Rob Rolle        | 2016-17 |
| ■ Matt Donoghue    | 2017-18 |
| ■ John Hinchin     | 2017-18 |
| ■ Ricky Young      | 2017-18 |
| ■ Keeling Hunter   | 2018-19 |
| ■ Drew Kresge      | 2018-19 |
| ■ Chucky Smith     | 2018-19 |
| ■ Jeff Steeb       | 2018-19 |
| ■ Colin Gamroth    | 2019-20 |
| ■ Paul Grattan     | 2019-20 |
| ■ Forrest Rhyne    | 2019-20 |
| ■ Chucky Smith     | 2019-20 |
| ■ Cole Bunce       | 2021-22 |
| ■ Justin Covington | 2021-22 |
| ■ Malik Fisher     | 2021-22 |
| ■ Colin Gamroth    | 2021-22 |
| ■ Jaaron Hayek     | 2021-22 |
| ■ Forrest Rhyne    | 2021-22 |
| ■ Michael Corbi    | 2022-23 |
| ■ Jaaron Hayek     | 2022-23 |

# VILLANOVA FOOTBALL GAME NOTES

## VILLANOVA HEAD COACH MARK FERRANTE



Mark Ferrante is in his seventh season as the Villanova head coach in 2023 and he begins the season with a career record of 37-26 (.587), including 23 regular season CAA Football wins. He is in his 37th year overall with the Wildcats and previously spent 30 years as an assistant coach (1987-2016) on Andy Talley's staff. To date, Ferrante has been a part of 254 victories and all 14 of Villanova's FCS playoff appearances during his time on campus.

Ferrante was named the CAA Football Coach of the Year in 2021 and he has mentored four conference major award winners during his first six seasons as head coach. The honorees include two student-athletes who won the league's prestigious Chuck Boone Leadership and Excellence Award – Chucky Smith (2019) and Justin Covington (2020) – while a

pair of defensive standouts have been named the CAA Football Defensive Player of the Year (Forrest Rhyne; 2021) and the league's Defensive Rookie of the Year (Christian Benford; 2018). Rhyne and Benford have each gone on to play in the NFL. Villanova has earned a total of 42 CAA Football All-Conference selections during Ferrante's head coaching tenure, including 13 first team picks.

Outside of football the Wildcats student-athletes have continually excelled in their academic pursuits under Ferrante's watch. During the 2022-23 academic year, Villanova had 62 selections to the CAA Commissioner's Academic Honor Roll during the Fall semester and 63 honorees on the Spring semester Honor Roll. There were also 51 student-athletes named to the Athletic Director's Honor Roll during the Fall and 53 selections for the Spring semester. Since Ferrante became head coach, the Wildcats have had a total of 544 CAA honor roll selections and 465 honorees on the Athletic Director's Honor Roll.

Each year the NCAA releases academic data for each Division I sport program's Academic Progress Rate (APR) and NCAA Graduation Success Rate (GSR). In the latest GSR data released in November 2022, the football program set a new record and topped all CAA schools with a 96 percent success rate. New APR data released in May 2023 showed Villanova with a multi-year score (974) that is 12 points above the national average for FCS football programs.

Ferrante and his Wildcats will enter the 2023 campaign on a high note after late heroics in the 2022 finale against Delaware led the team to its eighth winning record in the last 10 full seasons played. Villanova defeated the rival Blue Hens in the annual "Battle of the Blue" game to finish the season with a 6-5 overall record and a 4-4 mark in CAAA games. Wide receiver Jaaron Hayek was named to the CAA Football First Team Offense and was one of four All-CAA selections for the 2022 campaign.

The 2021 season was a breakthrough year for the Wildcats and Ferrante was the AFCA FCS Region 1 Coach of the Year, an honor which made him a finalist for National Coach of the Year consideration. Villanova posted a 10-3 record in 2021 and won a share of the CAA Football title while securing the league's automatic bid to the FCS playoffs. It is the second straight full season (2019, 2021) in which Ferrante guided the Wildcats to postseason play.

Villanova hosted two playoff games in 2021 and advanced to the quarterfinal round of the Division I Football Championship to finish the year ranked in the top-10 nationally (No. 8) in both FCS national polls for the first time since 2014. The Wildcats tallied their seventh season in program history with at least 10 wins and achieved success by playing – and beating – some of the top FCS teams in the nation. Villanova's 10-3 record included four victories over Top 25 opponents, including No. 3 James Madison, No. 18 Rhode Island, No. 21 Richmond and No. 24 Holy Cross. Ferrante led the Wildcats to a 7-1 record against a challenging CAA Football schedule to mark the fifth season since 1988 in which the team had no more than one loss in conference play.

There was star power in all facets of the game for Villanova during the 2021 season, with Ferrante coaching 11 players who had an opportunity to continue their football careers beyond the college ranks. The group included cornerback Christian Benford who was a sixth round draft pick of the Buffalo Bills. Fellow corner Denzel Williams signed a free agent contract with the Baltimore Ravens and linebacker Forrest Rhyne was inked to a free agent contract by the Indianapolis Colts. Benford and Rhyne were consensus first team All-Americans in 2021, while offensive lineman Michael Corbi was also a 2021 All-America selection and was one of 13 Wildcats who were named to the CAA Football All-Conference teams.

### FERRANTE YEAR BY YEAR

AS HEAD COACH			
Year	School	Record	Conference
2017	Villanova	5-6	3-5
2018	Villanova	5-6	2-6
2019	Villanova	9-4	5-3
2020	Villanova	2-2	2-2
2021	Villanova	10-3	7-1
2022	Villanova	6-5	4-4
2023	Villanova	10-2	7-1
<b>Total</b>	<b>7 Seasons</b>	<b>47-28</b>	<b>30-22</b>

### AS ASSISTANT COACH

Year	School	Record	Postseason
1983	St. Lawrence	5-3-1	
1984	Wagner	6-4	
1985	Lafayette	6-5	
1986	Lafayette	6-5	
1987	Villanova	6-4	
1988	Villanova	5-5-1	
1989	Villanova	8-4	FCS First Round
1990	Villanova	6-5	
1991	Villanova	10-2	FCS First Round
1992	Villanova	9-3	FCS First Round
1993	Villanova	3-8	
1994	Villanova	5-6	
1995	Villanova	3-8	
1996	Villanova	8-4	FCS First Round
1997	Villanova	12-1	FCS Quarterfinals
1998	Villanova	6-5	
1999	Villanova	7-4	
2000	Villanova	5-6	
2001	Villanova	8-3	
2002	Villanova	11-4	FCS Semifinals
2003	Villanova	7-4	
2004	Villanova	6-5	
2005	Villanova	4-7	
2006	Villanova	6-5	
2007	Villanova	7-4	
2008	Villanova	10-3	FCS Quarterfinals
2009	Villanova	14-1	FCS Champions
2010	Villanova	9-5	FCS Semifinals
2011	Villanova	2-9	
2012	Villanova	8-4	FCS First Round
2013	Villanova	6-5	
2014	Villanova	11-3	FCS Quarterfinals
2015	Villanova	6-5	
2016	Villanova	9-4	FCS First Round

### FERRANTE RECORD BY OPPONENT

Opponent	Record	Last Meeting
Army West Point	0-1	2022 (L, 10-49)
Bucknell	3-0	2021 (W, 55-3)
Colgate	2-0	2023 (W, 42-19)
Delaware	6-1	2023 (W, 35-7)
Elon	2-1	2023 (W, 21-0)
Hampton	1-0	2022 (W, 24-10)
Holy Cross	1-0	2021 (W, 21-16)
James Madison	1-3	2021 (W, 28-27)
Lafayette	1-0	2017 (W, 59-0)
Lehigh	6-0	2023 (W, 38-10)
LIU	2-0	2022 (W, 38-21)
Maine	4-1	2022 (W, 45-20)
Monmouth	0-1	2022 (L, 42-49)
New Hampshire	1-2	2023 (W, 45-33)
North Carolina A&T	1-0	2023 (W, 37-14)
Penn State	0-1	2021 (L, 17-38)
Rhode Island	2-2	2023 (W, 35-9)
Richmond	3-2	2022 (L, 10-20)
South Dakota State	0-1	2021 (L, 21-35)
Southeastern Louisiana	0-1	2019 (L, 44-45)
Stony Brook	3-2	2023 (W, 48-13)
Temple	1-1	2018 (W, 19-17)
Towson	3-2	2023 (W, 33-10)
UAlbany	2-2	2023 (L, 10-31)
UCF	0-1	2023 (L, 14-48)
William & Mary	1-3	2022 (L, 12-45)
Youngstown State	1-0	2023 (W, 45, 2-8)



# VILLANOVA FOOTBALL GAME NOTES

## MARK FERRANTE / VILLANOVA COACHING STAFF

Ferrante and the Wildcats made the most out of the opportunity to play four games in a shortened Spring 2021 season and use the experience gained from those games moving forward. The spring games were officially recognized as the 2020 season and Villanova tallied a 2-2 record in four contests against CAA foes, including road wins over Stony Brook and Maine. The abbreviated season had its share of highlights, with eight players chosen for the CAA Football All-Conference teams. Corbi, Rhyne and defensive lineman Malik Fisher were each named first team All-CAA selections.

Villanova came off a 2019 season in which it was ranked as high as No. 5 in the nation. Ferrante guided the Wildcats to a 9-4 record and the program's seventh FCS playoff berth in the previous 12 years in 2019. After being picked to finish ninth in CAA Football before the season the team raced out of the gates with a 6-0 record, including a 3-0 mark in league play by the midpoint of the season. Villanova had 10 players earn All-CAA accolades, including a trio of first team selections in Rhyne, offensive lineman Paul Grattan and punter Nathan Fondacaro.

Eight players have signed NFL free agent contracts since Ferrante became head coach, with the aforementioned Rhyne and Williams joining offensive tackle Brandon Hitner (LA Rams); safety Rob Rolle (Miami Dolphins); offensive lineman Ethan Greenidge (New Orleans Saints); defensive back Trey Johnson (Pittsburgh Steelers); defensive back Malik Reaves (Kansas City Chiefs); and linebacker Ed Shockley (Dallas Cowboys).

Ferrante leads one of the nation's elite FCS programs after playing an instrumental role in the Wildcats rise to national prominence. He has been a part of the coaching staff for all 14 of Villanova's appearances in the FCS playoffs, including the 2009 national championship season and a 2010 semifinal appearance while serving as the Assistant Head Coach on Andy Talley's staff. Ferrante has been a part of Villanova teams that have won seven CAA titles, three Lambert Meadowlands Cups and three ECAC Team of the Year awards.

Ferrante's success during his years as an assistant coach were recognized by others outside the Villanova program. At the end of the 2015 season he was named the FCS Assistant Coach of the Year by the American Football Coaches Association (AFCA). This award was first presented in 1997 and was created to honor assistant coaches who excel in community service, commitment to student-athletes and on-field coaching success. Ferrante was involved in all aspects of the

Villanova program during his time as an assistant on Andy Talley's staff. On the field he coached the offensive line for 27 seasons and developed a unit that was perennially one of the best in CAA Football. Over the years he coached three All-Americans, 11 All-East performers and 15 first team all-conference selections. The offensive line had 17 All-CAA selections in a nine-year span, including three-time first team honoree Ben Ijalana along with first team selections Brant Clouser (2010), Dan Shirey (2011) and Vince Kowalski (2014).

Two of Ferrante's players went on to be selected in the NFL Draft. Ijalana was a second round selection by the Indianapolis Colts in 2011 and Brad Seaton was picked in the seventh round by the Tennessee Titans in 2017. Ijalana was a two-time All-American (2009, 2010) and a three-time first team All-CAA selection during his collegiate career. Villanova reached the FCS playoffs in each of his last three seasons on the team, winning the 2009 national title and advancing to the semifinal round a year later. Seaton was a second team CAA Football All-Conference selection in 2016 when the offensive line enabled the Wildcats to average 206.3 rushing yards and 378.7 yards of total offense per game. Villanova ranked third in the CAA and 24th nationally in rushing offense in addition to ranking fourth in the league in total offense and fifth with a scoring average of 24.4 points per game.

The other All-Americans Ferrante mentored are Eamonn Allen (2001) and Bryan Russo (1989). Allen earned first team Associated Press All-America recognition in 2001 and was also a first team All-East and first team All-Atlantic 10 selection. Russo was chosen as an All-American by the Sports Network and the American Football Coaches Association as a senior in 1989 when he was also a first team all-conference and an All-ECAC selection. He was inducted to Villanova's Varsity Club Hall of Fame in 2007.

Ferrante was a standout collegiate performer in his own right prior to joining the football coaching ranks. He was the quarterback for Andy Talley at St. Lawrence where he was named the 1982 Division III Player of the Year to go along with first team All-East honors. Ferrante directed the offense for a St. Lawrence team that went 10-1 during the 1982 season and reached the national semifinals in the playoffs.


Ferrante and his wife, Georgea, reside in Phoenixville, Pa. The couple has a son, Jimmy, who earned his undergraduate degree from Villanova in 2018.



**Mark Ferrante**  
Head Coach



**Chris Boden**  
Offensive Coordinator  
Quarterbacks



**Ross Penny Packer**  
Defensive Coordinator  
Defensive Line



**Sean Devine**  
Offensive Run Game Coord.  
Offensive Line



**David Riede**  
Recruiting Coordinator  
Linebackers



**Nate Pagan**  
Wide Receivers




**Matt Colangelo**  
Special Teams Coord.  
Safeties



**Josh Fletcher**  
Running Backs



**Dustin Johnson**  
Cornerbacks



**Lachlan Kline**  
Offensive Assistant  
Tight Ends



**Ricky Venuto**  
Defensive Assistant



**TJ Landis**  
Coord. of Video Ops. &  
Administrative Services



**Tyler Waite**  
Athletic Trainer



**Mike Tucker**  
Strength & Conditioning



# VILLANOVA FOOTBALL GAME NOTES

## NUMERICAL ROSTER

No.	Name	Pos.	Cl.	Ht.	Wt.	Hometown	No.	Name	Pos.	Cl.	Ht.	Wt.	Hometown
0	Isas Waxter	DB	Sr.	6-2	215	Newark, N.J.	46	Adam Vanino	LS	Sr.	5-11	230	West Lawn, Pa.
1	TD Ayo-Durojaiye	RB	5th	5-11	210	Damascus, Md.	47	Dane Fidler	DB	Fr.	6-0	180	Garden City, Idaho
2	Jalen Jackson	RB	6th	5-9	220	Richmond, Va.	48	Chris Dobrydney	WR	So.	5-10	190	Fairfax, Va.
3	Elijah Glover	DB	5th	6-1	205	Pleasantville, N.J.	49	Julian Glantz	RB	So.	6-1	210	Scarsdale, N.Y.
4	Jalen Goodman	DB	5th	6-0	200	Narberth, Pa.	51	Dale Law	LB	So.	6-1	230	West Chester, Pa.
4	Connor Watkins	QB	5th	6-3	225	Williamsport, Pa.	52	Chandon Pierre	DL	5th	6-2	270	Reno, Nev.
5	Kshawnn Schulters	DB	Sr.	6-1	190	Roselle, N.J.	53	Jason Hall	LB	Fr.	6-2	215	Fall River, Mass.
6	Devon Marshall	DB	So.	6-0	200	Boston, Mass.	55	Jake Reichwein	DL	5th	6-3	265	Doylestown, Pa.
7	Tyrell Mims	DB	Sr.	5-10	190	Philadelphia, Pa.	56	Christian Caballero	LB	Fr.	6-2	220	Niceville, Fla.
8	James Mott	QB	5th	6-0	195	Laguna Beach, Calif.	58	Ben Wheless	LS	Jr.	5-11	220	Raleigh, N.C.
9	Ty Trinh	DB	Sr.	6-0	210	Owings Mills, Md.	61	Dan McManus	OL	So.	6-4	265	Havertown, Pa.
10	JR Strauss	LB	R-Fr.	6-3	225	Reading, Pa.	62	RJ Reyes	OL	Fr.	6-5	285	Weston, Fla.
11	Jaaron Hayek	WR	5th	6-1	200	Wayne, N.J.	63	Quin Whalen	OL	So.	6-4	290	Chalfont, Pa.
12	Tanner Maddocks	QB	R-Fr.	6-1	190	Reading, Pa.	65	Ian Erickson	OL	So.	6-6	315	Atlanta, Ga.
13	Ethan Carr	WR	So.	6-2	205	Harrison City, Pa.	66	Tyler Langin	DL	Fr.	6-3	260	Houston, Texas
14	Robert Russo	QB	Fr.	6-3	205	Millsboro, Del.	67	Kyle Fay	OL	Fr.	6-6	285	Cranford, N.J.
15	Kenyon Miles	WR	Fr.	6-2	175	Huntington Station, N.Y.	69	Jake Picard	OL	Jr.	6-4	305	Hope, R.I.
16	Jack Ryder	QB	So.	6-2	190	Media, Pa.	70	Wyatt Hummel	OL	5th	6-6	315	Dallas, Texas
17	Irene Ngabonziza	WR	So.	5-9	185	Fort Worth, Texas	72	Jaden Rolling	OL	5th	6-5	320	Brooklyn, N.Y.
18	Justin Marcus	TE	5th	6-5	245	Morganville, N.J.	73	Michael Corbi	OL	6th	6-3	335	Annapolis, Md.
19	Rayjuon Pringle	WR	5th	5-9	195	Woodbridge, Va.	74	Temí Ajírotutu	OL	Sr.	6-5	310	Queens, N.Y.
21	Eli Smith	RB	So.	6-0	215	Houston, Texas	75	Stephane Voltaire	OL	So.	6-5	315	Marion, Mass.
22	Jon Wyatt	DB	R-Fr.	6-2	195	Somerset, N.J.	76	Chris McCullers	OL	Fr.	6-3	280	Round Hill, Va.
23	Josh Oluremi	DB	R-Fr.	6-3	200	Avenel, N.J.	77	Erik Bockisch	OL	So.	6-4	290	Wiesengrund, Germany
24	Isaiah Ragland	RB	Fr.	5-9	195	Alexandria, Va.	78	Tommy Broderick	OL	Fr.	6-5	295	Alpharetta, Ga.
25	Christian Sapp	DB	So.	6-0	190	East Stroudsburg, Pa.	79	Nick Torres	OL	6th	6-6	320	Whitestone, N.Y.
26	Jayvont Williams	DB	Fr.	6-1	180	Fort Worth, Texas	80	Nathaniel Hill	WR	R-Fr.	6-3	210	Dallas, Texas
27	Danny Abraham	LB	6th	5-11	225	Randolph, Mass.	81	Mitchell Bothwell	TE	Jr.	6-5	240	Fort Worth, Texas
28	DeeWil Barlee	RB	5th	5-8	205	Upper Darby, Pa.	82	Jaylan Sanchez	WR	So.	6-0	200	North Bergen, N.J.
29	Derek Marrero	DB	So.	5-10	190	New Windsor, N.Y.	83	Luke Daly	WR	So.	6-1	185	Rye, N.Y.
30	Ja'briel Mace	RB	Fr.	5-9	175	Somers Point, N.J.	84	Daniel Lopes	WR	So.	6-2	210	Cheshire, Conn.
31	Shane Hartzell	LB	So.	6-0	225	Perkasie, Pa.	85	Nolan Clayton	TE	Fr.	6-5	240	King of Prussia, Pa.
32	Jake Green	DL	Sr.	6-0	285	Ashland, Pa.	86	Tim Brown	WR	Sr.	5-10	185	Philadelphia, Pa.
33	Turner Inge	LB	R-Fr.	6-1	210	Williamstown, N.J.	87	Ryan Sorge	WR	Fr.	6-3	200	Warrington, Pa.
34	Ethan Potter	DB	Sr.	5-11	205	Chesapeake City, Md.	88	Antonio Johnson	TE	So.	6-4	255	Fort Lauderdale, Fla.
35	Brendan Bell	LB	Sr.	6-2	230	Basking Ridge, N.J.	89	James Welde	TE	Jr.	6-4	240	Havertown, Pa.
36	Isaiah Wright	RB	So.	5-8	190	Douglassville, Pa.	90	Sebastian Smith	K	So.	5-10	180	Bellingham, Wash.
37	Zahmir Dawud	DB	Fr.	6-0	175	North Brunswick, N.J.	91	Ayden Howard	DL	Jr.	6-2	290	McKinney, Texas
38	John Rhodan	DB	Sr.	6-0	190	Elkton, Md.	92	Nigel McSween	DL	Fr.	6-4	250	Newark, N.J.
39	Matthew Mercurio	K	6th	6-1	195	Salinas, Calif.	93	Capri Martin	DL	Fr.	6-2	255	Bridgeport, Conn.
40	Colin Kennedy	LB	So.	6-2	225	Fair Haven, N.J.	94	Ivan Murray	DL	Fr.	6-3	265	Paulsboro, N.J.
41	Garrett Rogan	DB	So.	6-2	190	Mercer Island, Wash.	95	Mike Kennedy	DL	R-Fr.	6-1	290	Greenville, S.C.
42	Timmy Furgeson	LB	Sr.	6-2	225	Gaithersburg, Md.	96	Nathan Fondacaro	P	Sr.	5-10	190	Sewell, N.J.
43	Nino Betances	DB	So.	5-10	180	Brooklyn, N.Y.	97	Daniel Mueller	P	R-Fr.	5-10	195	Ephrata, Pa.
44	Richie Kimmel	LB	Jr.	6-1	230	Holmes, Pa.	98	Obinna Nwobodo	DL	Jr.	6-3	310	Wilmington, Del.
45	Jordan Nelson	LB	Jr.	6-2	225	Palmerton, Pa.	99	Camden Gagnon	DL	5th	6-4	270	Goffstown, N.H.

## PRONUNCIATION GUIDE

0	Isas Waxter	ice-iss (goes by ice) waxter (rhymes with baxter)	48	Chris Dobrydney	da-brid-nee
1	TD Ayo-Durojaiye	I-O dur-o-zj-I-ay	52	Chandon Pierre	CHAN-don
5	Kshawnn Schulters	K-Shawn shull-ters	55	Jake Reichwein	RIKE-wine
9	Ty Trinh	trinn	58	Ben Wheless	wheel-iss
11	Jaaron Hayek	jare-inn / hay-ick	69	Jake Picard	pa-card
12	Tanner Maddocks	mad-ocks	70	Wyatt Hummel	why-it
17	Irene Ngabonziza	i-ruh-nay gob-on-zee-zuh	73	Michael Corbi	core-B
19	Rayjuon Pringle	ray-zjahn	74	Temí Ajírotutu	tem-ee ah-joro-too-too
30	Ja'briel Mace	ja-breel	75	Stephane Voltaire	ste-fon vole-tare
37	Zahmir Dawud	da-woo	87	Ryan Sorge	sorj (rhymes with George)
38	John Rhodan	rho-dann	89	James Welde	well-D
39	Matthew Mercurio	mer-CURE-ee-oh	98	Obinna Nwobodo	o-binn-uh wa-BO-doe
46	Adam Vanino	vuh-NEE-no	99	Camden Gagnon	gag-nonn

# VILLANOVA FOOTBALL GAME NOTES

## OFFENSIVE DEPTH CHART

Pos.	No.	Name	Cl.	Ht.	Wt.	Hometown	Pronunciation
QB	4	Connor Watkins	5th	6-3	225	Williamsport, Pa.	
	12	Tanner Maddocks	So.	6-1	190	Reading, Pa.	
(or)	8	James Mott	5th	6-0	195	Laguna Beach, Calif.	
RB	2	Jalen Jackson	6th	5-9	220	Richmond, Va.	
	28	DeeWil Barlee	5th	5-8	205	Upper Darby, Pa.	
	1	TD Ayo-Durojaiye	5th	5-11	210	Damascus, Md.	I-O dur-o-zj-I-ay
WR	11	Jaaron Hayek	5th	6-1	200	Wayne, N.J.	jare-inn / hay-ick
	84	Daniel Lopes	So.	6-2	210	Cheshire, Conn.	
WR	19	Rayjuon Pringle	5th	5-9	195	Woodbridge, Va.	ray-zjahn
	15	Kenyon Miles	Fr.	6-2	175	Huntington Station, N.Y.	
WR	82	Jaylan Sanchez	So.	6-0	200	North Bergen, N.J.	
	83	Luke Daly	So.	6-1	185	Rye, N.Y.	
TE	88	Antonio Johnson	So.	6-4	255	Fort Lauderdale, Fla.	
	81	Mitchell Bothwell	Jr.	6-5	240	Fort Worth, Texas	
RT	74	Temi Ajirotutu	Sr.	6-5	310	Queens, N.Y.	tem-ee / aj-joro-two-two
	79	Nick Torres	6th	6-6	320	Whitestone, N.Y.	
LT	75	Stephane Voltaire	So.	6-5	315	Marion, Mass.	ste-fon vole-tare
	74	Temi Ajirotutu	Sr.	6-5	310	Queens, N.Y.	tem-ee / aj-joro-two-two
C	69	Jake Picard	Jr.	6-4	305	Hope, R.I.	pa-card
	70	Wyatt Hummel	5th	6-6	315	Dallas, Texas	why-it
LG	70	Wyatt Hummel	5th	6-6	315	Dallas, Texas	why-it
	72	Jaden Rolling	5th	6-5	320	Brooklyn, N.Y.	
RG	79	Nick Torres	6th	6-6	320	Whitestone, N.Y.	
	70	Wyatt Hummel	5th	6-6	315	Dallas, Texas	why-it

## DEFENSIVE DEPTH CHART

Pos.	No.	Name	Elig.	Ht.	Wt.	Hometown	Pronunciation
DE	99	Camden Gagnon	5th	6-4	270	Goffstown, N.H.	gag-nonn
	52	Chandon Pierre	5th	6-2	270	Reno, Nev.	CHAN-don
DT	32	Jake Green	Sr.	6-0	285	Ashland, Pa.	
	98	Obinna Nwobodo	Jr.	6-3	310	Wilmington, Del.	o-binn-uh / wa-BO-doe
DE	55	Jake Reichwein	5th	6-3	265	Doylestown, Pa.	RIKE-wine
	91	Ayden Howard	Jr.	6-2	290	McKinney, Texas	
LB	31	Shane Hartzell	So.	6-0	225	Perkasie, Pa.	
	33	Turner Inge	R-Fr.	6-1	210	Williamstown, N.J.	
LB	27	Danny Abraham	6th	5-11	225	Randolph, Mass.	
	44	Richie Kimmel	Jr.	6-1	230	Holmes, Pa.	
LB	35	Brendan Bell	Sr.	6-2	230	Basking Ridge, N.J.	
	45	Jordan Nelson	Jr.	6-2	225	Palmerton, Pa.	
CB	6	Devon Marshall	So.	6-0	200	Boston, Mass.	
	5	Kshawn Schulters	Sr.	6-1	190	Roselle, N.J.	K-Shawn shull-ters
CB	0	Isas Waxter	Sr.	6-2	215	Newark, N.J.	ice-iss (goes by ice)
	22	Jon Wyatt	R-Fr.	6-2	195	Somerset, N.J.	
FS	4	Jalen Goodman	5th	6-0	200	Narberth, Pa.	
	7	Tyrell Mims	Sr.	5-10	190	Philadelphia, Pa.	
WS	3	Elijah Glover	5th	6-1	205	Pleasantville, N.J.	
	34	Ethan Potter	Sr.	5-11	205	Chesapeake City, Md.	
SS	9	Ty Trinh	Sr.	6-0	210	Owings Mills, Md.	trinn
	7	Tyrell Mims	Sr.	5-10	190	Philadelphia, Pa.	

## SPECIAL TEAMS DEPTH CHART

PK	39	Matthew Mercurio	6th	6-1	195	Salinas, Calif.	mur-CURE-ee-oh
	97	Dan Mueller	R-Fr.	5-10	195	Ephrata, Pa.	
KO	39	Matthew Mercurio	6th	6-1	195	Salinas, Calif.	mur-CURE-ee-oh
P	96	Nathan Fondacaro	Sr.	5-10	190	Sewell, N.J.	
	97	Daniel Mueller	R-Fr.	5-10	195	Ephrata, Pa.	
H	96	Nathan Fondacaro	Sr.	5-10	190	Sewell, N.J.	
	4	Connor Watkins	5th	6-3	225	Williamsport, Pa.	
LS	58	Ben Wheless	Jr.	5-11	220	Raleigh, N.C.	wheel-iss
	46	Adam Vanino	Sr.	5-11	230	West Lawn, Pa.	vuh-NEE-no
KR	1	TD Ayo-Durojaiye	5th	5-11	210	Damascus, Md.	I-O dur-o-zj-I-ay
	82	Jaylan Sanchez	So.	6-0	200	North Bergen, N.J.	
PR	19	Rayjuon Pringle	5th	5-9	195	Woodbridge, Va.	ray-zjahn
	11	Jaaron Hayek	5th	6-1	200	Wayne, N.J.	jare-inn / hay-ick

## CAREER PARTICIPATION

#	Name	GP-GS
0	Isas Waxter, DB	33-17
1	TD Ayo-Durojaiye, RB	48-7
2	Jalen Jackson, RB	45-11
3	Elijah Glover, DB	48-27
4	Connor Watkins, QB	34-23
4	Jalen Goodman, DB	40-35
5	Kshawn Schulters, DB	34-7
6	Devon Marshall, DB	21-13
7	Tyrell Mims, DB	38-10
8	James Mott, QB	3-0
9	Ty Trinh, DB	38-30
10	JR Strauss, LB	14-0
11	Jaaron Hayek, WR	47-41
12	Tanner Maddocks, QB	5-0
13	Ethan Carr, WR	2-0
14	Robert Russo, QB	0-0
15	Kenyon Miles, WR	9-0
16	Jack Ryder, QB	0-0
17	Irene Ngabonziza, WR	1-0
18	Justin Marcus, TE	37-10
19	Rayjuon Pringle, WR	48-41
21	Eli Smith, RB	8-0
22	Jon Wyatt, DB	9-0
23	Josh Oluremi, DB	10-0
24	Isaiah Ragland, RB	4-0
25	Christian Sapp	21-5
26	Jayvont Williams, DB	1-0
27	Danny Abraham, LB	45-12
28	DeeWil Barlee, RB	46-18
29	Derek Marrero, DB	1-0
30	Ja'briel Mace, RB	3-0
31	Shane Hartzell, LB	26-22
32	Jake Green, DL	36-11
33	Turner Inge, LB	12-1
34	Ethan Potter, DB	38-16
35	Brendan Bell, LB	36-20
36	Isaiah Wright, RB	4-0
37	Zahmir Dawud, DB	3-0
38	John Rhodan, DB	32-0
39	Matthew Mercurio, K	55-0
40	Colin Kennedy, LB	5-0
41	Garrett Rogan, DB	2-0
42	Timmy Furgeson, LB	32-4
43	Nino Betances, DB	0-0
44	Richie Kimmel, LB	26-0
45	Jordan Nelson, LB	23-0
46	Adam Vanino, LS	14-0
47	Dane Fidler, DB	0-0
48	Chris Dobrydney, WR	4-0
49	Julian Glantz, RB	11-0
51	Dale Law, LB	2-0
52	Chandon Pierre, DL	31-5
53	Jason Hall, LB	5-0
55	Jake Reichwein, DL	53-25
56	Christian Caballero, LB	0-0
58	Ben Wheless, LS	35-0
61	Dan McManus, OL	3-0
62	RJ Reyes, OL	0-0
63	Quin Whalen, OL	6-0
65	Ian Erickson, OL	11-0
66	Tyler Langin, DL	2-0
67	Kyle Fay, OL	4-0
69	Jake Picard, OL	25-19
70	Wyatt Hummel, OL	37-11
72	Jaden Rolling, OL	26-1
73	Michael Corbi, OL	41-34
74	Temi Ajirotutu, OL	32-26
75	Stephane Voltaire, OL	23-15
76	Chris McCullers, OL	4-0
77	Erik Bockisch, OL	1-0
78	Tommy Broderick, OL	5-0
79	Nick Torres, OL	52-50
80	Nathaniel Hill, WR	5-0
81	Mitchell Bothwell, TE	20-3
82	Jaylan Sanchez, WR	22-15
83	Luke Daly, WR	12-0
84	Daniel Lopes, WR	18-2
85	Nolan Clayton, TE	0-0
86	Tim Brown, WR	3-0
87	Ryan Sorge, WR	0-0
88	Antonio Johnson, TE	19-8
89	James Welde, TE	13-0
90	Sebastian Smith, K	0-0
91	Ayden Howard, DL	25-0
92	Nigel McSween, DL	1-0
93	Capri Martin, DL	11-0
94	Ivan Murray, DL	0-0
95	Mike Kennedy, DL	5-0
96	Nathan Fondacaro, P	51-0
97	Daniel Mueller, P	1-0
98	Obinna Nwobodo, DL	15-0
99	Camden Gagnon, DL	38-38

# VILLANOVA FOOTBALL GAME NOTES

## SOUTH DAKOTA STATE OFFENSE

Pos.	No.	Name	Cl.	Ht.	Wt.
LT	74	Garret Greenfield	Sr.	6-7	320
	75	Dawson Rudd	R-Fr.	6-5	285
LG	60	Mason McCormick	Sr.	6-5	315
	77	William Paepke	Fr.	6-5	290
C	50	Gus Miller	Jr.	6-3	295
	64	Ethan Vibert	Sr.	6-4	305
RG	61	Evan Beerntsen	Sr.	6-4	300
	79	Jharett Bloomenrader	Sr.	6-5	290
RT	78	John O'Brian	Sr.	6-5	300
	69	Quinten Christensen	R-Fr.	6-4	290
TE	87	Zach Heins	Sr.	6-7	260
	69/83	Quinten Christensen	R-Fr.	6-4	290
WR	1	Jadon Janke	Sr.	6-3	210
	15	Devon Cole Jr.	Jr.	5-10	175
WR	10	Jaxon Janke	Sr.	6-3	210
	2	Marcus Preston	Jr.	6-2	195
WR	18	Griffin Wilde	Fr.	6-2	190
	12	Grahm Goering	So.	6-3	205
QB	11	Mark Gronowski	Jr.	6-3	225
	7	Chase Mason	So.	6-4	230
	5	Jon Bell	So.	6-3	190
RB	22	Isaiah Davis	Sr.	6-1	220
	3	Amar Johnson	Jr.	5-10	200
	21	Angel Johnson	So.	5-9	190

## SOUTH DAKOTA STATE SPECIALISTS

Pos.	No.	Name	Cl.	Ht.	Wt.
PK	10	Hunter Dustman	Jr.	6-4	230
	96	Jackson Isakson	Fr.	6-2	190
P	10	Hunter Dustman	Jr.	6-4	230
	96	Jackson Isakson	Fr.	6-2	190
LS	37	Kaydon Olivia	So.	5-11	215
	46	Cullen McShane	R-Fr.	6-1	225
SS	37	Kaydon Olivia	So.	5-11	215
	87	Zach Heins	Sr.	6-7	260
H	5	Jon Bell	So.	6-3	190
	25	Cale Reeder	Sr.	6-0	190
KOR (or)	18	Griffin Wilde	Fr.	6-2	190
	12	Grahm Goering	So.	6-3	205
KOR	3	Amar Johnson	So.	5-11	190
	21	Angel Johnson	So.	5-9	190
PR	1	Tucker Large	So.	5-11	180
	10	Jaxon Janke	Sr.	6-3	210

## SOUTH DAKOTA STATE DEFENSE

Pos.	No.	Name	Cl.	Ht.	Wt.
DE	94	Cade Terveer	Sr.	6-3	250
	90	Randy Keumogne	Sr.	6-3	235
	(or) 53	Caden Johnson	Sr.	6-3	240
DT	98	Ryan Van Marel	Sr.	6-4	295
	93	Max Baloun	Jr.	6-6	285
	51	Logan Green	R-Fr.	6-4	285
DT	52	Jarod DePriest	Sr.	6-5	285
	92	Brian Williams	Sr.	6-1	285
DE	48	Quinton Hicks	Sr.	6-1	260
	95	Zac Wilson	Sr.	6-3	250
	57	Levi Vanden Bos	So.	6-3	245
LB (Will)	11	Jason Freeman	Sr.	5-9	215
	29	Graham Spalding	Sr.	6-2	210
LB (Mike)	32	Adam Bock	Sr.	6-1	225
	6	Saiveon Williamson	Sr.	6-1	205
	46	Cullen McShane	R-Fr.	6-1	225
LB (Sam) (or)	2	Isaiah Stalbird	Sr.	6-1	215
	9	Caelb Franci	Jr.	6-1	195
	0	Daelon Mcgaughy	Sr.	6-0	210
CB	7	Dalys Beanum	Sr.	6-1	190
	20	Myles Taylor	So.	6-0	175
	(or) 13	Aydan Dautermann	So.	6-1	190
FS	1	Tucker Large	So.	5-11	180
	23	Matthew Durrance	So.	6-2	210
SS	25	Cale Reeder	Sr.	6-0	190
	14	Colby Huerter	Jr.	6-1	200
CB	5	DyShawn Gales	Sr.	5-11	190
	31	Jalen B. Lee	R-Fr.	6-0	195

## SOUTH DAKOTA STATE COACHING STAFF

<b>Jimmy Rogers</b>	<b>Pete Menage</b>
Head Coach	Safeties
<b>Zach Lujan</b>	<b>Chris Meyers</b>
Offensive Coordinator	Tight Ends
Quarterbacks	<b>Robbie Rouse</b>
<b>Jesse Bobbit</b>	Running Backs
Defensive Coordinator	<b>Chuck Case</b>
Linebackers	Offensive Quality Control
<b>Pat Cashmore</b>	<b>Kyle Saddler</b>
Special Teams Coordinator	Offensive Quality Control
<b>Ryan Olson</b>	<b>Kellen Soulek</b>
Run Game Coordinator	Defensive Quality Control
Offensive Line	<b>Evan Traxler</b>
<b>Mike Banks</b>	Defensive Quality Control
Cornerbacks	<b>Brayden Gage</b>
<b>Jalon Bibbs</b>	Special Teams Quality Control
Defensive Line	Video Coordinator
<b>Jake Menage</b>	
Wide Receivers	



# VILLANOVA FOOTBALL GAME NOTES

## 2023 OPPONENTS AT A GLANCE (77-73 OVERALL)

### LEHIGH (2-9, 1-5 Patriot)

Date	Opponent	Result
9.2	Villanova	L, 10-38
9.9	@ Merrimack	W, 14-12
9.16	Cornell	L, 20-23
9.23	at Dartmouth	L, 17-34
9.30	at Monmouth	L, 7-49
10.7	at Fordham (*)	L, 35-38
10.14	Georgetown (*)	L, 7-17
10.21	@ Bucknell (*)	W, 27-18
11.4	Holy Cross (*)	L, 24-28
11.11	@ Colgate (*)	L, 21-37
11.18	Lafayette (*)	L, 21-49

### COLGATE (6-5, 4-2 Patriot)

Date	Opponent	Result
9.2	@ Syracuse	L, 0-65
9.9	@ Villanova	L, 19-42
9.16	Penn	L, 6-20
9.23	@ Holy Cross (*)	L, 7-47
9.30	Cornell	W, 35-25
10.14	Dartmouth	W, 27-24
10.21	@ Georgetown (*)	W, 28-18
10.28	Bucknell (*)	L, 34-49
11.4	@ Lafayette (*)	W, 37-34
11.11	Lehigh (*)	W, 37-21
11.18	Fordham (*)	W, 21-14

### UCF (6-6, 3-6 BIG 12)

Date	Opponent	Result
8.31	Kent State	W, 56-6
9.9	@ Boise State	W, 18-16
9.16	Villanova	W, 48-14
9.23	@ Kansas State (*)	L, 31-44
9.30	Baylor (*)	L, 35-36
10.7	@ Kansas (*)	L, 22-51
10.21	@ Oklahoma (*)	L, 29-31
10.28	West Virginia (*)	L, 28-41
11.4	@ Cincinnati (*)	W, 28-26
11.11	Oklahoma State (*)	W, 45-3
11.18	@ Texas Tech (*)	L, 23-24
11.25	Houston (*)	W, 27-13

### RHODE ISLAND (6-5, 4-4 CAA)

Date	Opponent	Result
8.31	@ Georgia State	L, 35-42
9.8	Stony Brook (*)	W, 35-14
9.16	@ Maine (*)	W, 34-17
9.23	@ Villanova (*)	L, 9-35
9.30	Bryant	W, 49-26
10.7	@ Brown	W, 34-30
10.14	Richmond (*)	L, 17-24
10.21	@ UAlbany (*)	L, 10-35
10.28	New Hampshire (*)	W, 34-28
11.11	North Carolina A&T (*)	W, 31-24
11.18	@ Towson (*)	L, 30-31

### UALBANY (10-3, 7-1 CAA)

Date	Opponent	Result
8.26	Fordham	W, 34-13
9.2	@ Marshall	L, 17-21
9.9	@ Hawaii	L, 20-31
9.23	@ Morgan State	W, 23-17
9.30	Villanova (*)	W, 31-10
10.7	@ Towson (*)	W, 24-17
10.14	@ New Hampshire (*)	L, 31-38
10.21	Rhode Island (*)	W, 35-10
10.28	@ Maine (*)	W, 37-21
11.4	William & Mary (*)	W, 24-8
11.11	@ Stony Brook (*)	W, 38-20
11.18	Monmouth (*)	W, 41-0
12.2	Richmond (FCS)	W, 41-13

### NORTH CAROLINA A&T (1-10, 0-8 CAA)

Date	Opponent	Result
8.31	@ UAB	L, 6-35
9.9	North Carolina Central	L, 16-30
9.16	@ Elon (*)	L, 3-27
9.30	@ Norfolk State	W, 28-26
10.7	Villanova (*)	L, 14-37
10.14	@ Delaware (*)	L, 6-21
10.21	Richmond (*)	L, 10-33
10.28	@ Hampton (*)	L, 24-26
11.4	Towson (*)	L, 32-42
11.11	@ Rhode Island (*)	L, 24-31
11.18	Campbell (*)	L, 14-28

### ELON (6-5, 6-2 CAA)

Date	Opponent	Result
8.31	@ Wake Forest	L, 17-37
9.9	@ Gardner-Webb	L, 27-34
9.16	North Carolina A&T (*)	W, 27-3
9.23	@ Campbell (*)	W, 28-24
9.30	William & Mary (*)	W, 14-6
10.7	North Carolina Central	L, 23-34
10.14	@ Villanova (*)	L, 0-21
10.21	Monmouth (*)	W, 28-26
11.4	@ Delaware (*)	W, 33-27
11.11	@ Richmond (*)	L, 24-38
11.18	Hampton (*)	W, 51-14

### STONY BROOK (0-10, 0-8 CAA)

Date	Opponent	Result
8.31	Delaware (*)	L, 13-37
9.9	@ Rhode Island (*)	L, 14-35
9.16	@ Arkansas State	L, 7-31
9.23	Richmond (*)	L, 19-20
9.30	@ Maine (*)	L, 28-56
10.7	@ Morgan State	Canceled
10.14	Fordham	L, 7-26
10.21	New Hampshire (*)	L, 14-45
10.28	@ Villanova (*)	L, 13-48
11.14	@ Monmouth (*)	L, 17-56
11.11	UAlbany (*)	L, 20-38

### NEW HAMPSHIRE (6-5, 4-4 CAA)

Date	Opponent	Result
9.2	@ Stonehill	W, 51-17
9.9	@ Central Michigan	L, 42-45
9.16	Dartmouth	W, 24-7
9.23	@ Delaware (*)	L, 25-29
9.30	Towson (*)	L, 51-54
10.14	UAlbany (*)	W, 38-31
10.21	@ Stony Brook (*)	W, 45-14
10.28	@ Rhode Island (*)	L, 28-34
11.4	Villanova (*)	L, 33-45
11.11	@ Monmouth (*)	W, 31-24
11.18	Maine (*)	W, 44-25

### TOWSON (5-6, 4-4 CAA)

Date	Opponent	Result
9.2	@ Maryland	L, 6-38
9.9	Monmouth (*)	L, 23-42
9.16	@ Morgan State	W, 20-10
9.23	Norfolk State	L, 14-21
9.30	@ New Hampshire (*)	W, 54-51
10.7	UAlbany (*)	L, 17-24
10.21	@ William & Mary (*)	W, 34-24
10.28	Delaware (*)	L, 13-51
11.4	@ North Carolina A&T (*)	W, 42-32
11.11	@ Villanova (*)	L, 10-33
11.18	Rhode Island (*)	W, 31-30

### DELAWARE (9-4, 6-2 CAA)

Date	Opponent	Result
8.31	@ Stony Brook (*)	W, 37-13
9.9	@ Penn State	L, 7-63
9.16	Saint Francis	W, 42-14
9.23	New Hampshire (*)	W, 29-25
10.7	Duquesne	W, 43-17
10.14	North Carolina A&T (*)	W, 21-6
10.21	@ Hampton (*)	W, 47-3
10.28	@ Towson (*)	W, 51-13
11.4	Elon (*)	L, 27-33
11.11	@ Campbell (*)	W, 45-7
11.18	Villanova (*)	L, 7-35
11.25	Lafayette (FCS)	W, 36-34
12.2	@ Montana (FCS)	L, 19-49

### SOUTH DAKOTA ST. (12-0, 8-0 MVFC)

Date	Opponent	Result
8.31	Western Oregon	W, 45-7
9.9	Montana State	W, 20-16
9.16	Drake	W, 70-7
9.30	North Dakota (*)	W, 42-21
10.7	@ Illinois State (*)	W, 40-21
10.14	Northern Iowa (*)	W, 41-6
10.21	@ Southern Illinois (*)	W, 17-10
10.28	@ South Dakota (*)	W, 37-3
11.4	North Dakota State (*)	W, 33-16
11.11	@ Youngstown State (*)	W, 34-0
11.18	Missouri State (*)	W, 35-17
12.2	Mercer (FCS)	W, 41-0
12.9	Villanova (FCS)	11:00 AM

# VILLANOVA FOOTBALL GAME NOTES

## VILLANOVA QUARTERBACKS

### #4 CONNOR WATKINS

#### PASSING STATS

OPPONENT	COMP-ATT-INT	YDS	TD	LONG
at Lehigh	13-23-1	119	2	28
Colgate	8-11-0	310	2	75
at UCF	9-23-1	145	0	45
Rhode Island	8-14-1	166	0	40
at UAlbany	17-31-2	198	1	33
at NC A&T	16-23-0	289	3	59
Elon	3-10-1	36	0	16
Stony Brook	13-19-0	361	4	76
at UNH	15-25-1	188	2	68
Towson	15-24-1	299	3	79
at Delaware	17-27-0	222	2	51
Youngstown State	12-21-1	275	1	64
SEASON	146-251-9	2608	20	79
CAREER	289-503-20	4864	37	83

#### RUSHING STATS

OPPONENT	ATT-YDS-TD	LONG
at Lehigh	4-(-8)-0	5
Colgate	10-15-2	17
at UCF	5-(-8)-1	4
Rhode Island	10-113-3	38
at UAlbany	12-(-39)-0	7
at NC A&T	6-12-0	19
Elon	13-125-0	29
Stony Brook	4-34-0	18
at UNH	4-26-2	16
at Towson	3-(-12)-0	1
at Delaware	3-14-0	10
Youngstown State	9-56-2	18
SEASON	83-328-10	38
CAREER	170-776-19	75

### #12 TANNER MADDOCKS

#### PASSING STATS

OPPONENT	COMP-ATT-INT	YDS	TD	LONG
at Lehigh	DNP			
Colgate	DNP			
at UCF	DNP			
Rhode Island	1-1-0	6	0	6
at UAlbany	DNP			
at NC A&T	DNP			
Elon	DNP			
Stony Brook	4-4	37	0	40
at UNH	DNP			
Towson	1-1	1	0	1
at Delaware				
Youngstown State				
SEASON	6-6-0	44	0	40
CAREER	6-6-0	44	0	40

#### RUSHING STATS

OPPONENT	ATT-YDS-TD	LONG
at Lehigh	DNP	
Colgate	DNP	
at UCF	DNP	
Rhode Island	2-4-0	3
at UAlbany	DNP	
at NC A&T	DNP	
Elon	DNP	
Stony Brook	1-12-0	12
at UNH	DNP	
at Towson	1-3-0	3
at Delaware		
Youngstown State	1-(-4)-0	-4
SEASON	5-15-0	12
CAREER	5-15-0	12

### #8 JAMES MOTT

#### PASSING STATS

OPPONENT	COMP-ATT-INT	YDS	TD	LONG
at Lehigh	2-3-0	9	0	6
Colgate	DNP			
at UCF	DNP			
Rhode Island	DNP			
at UAlbany	DNP			
at NC A&T	DNP			
Elon	DNP			
Stony Brook	DNP			
at UNH	DNP			
Towson	DNP			
at Delaware	DNP			
Youngstown State	DNP			
SEASON	2-3-0	9	0	6
CAREER	3-4-0	14	0	6

#### RUSHING STATS

OPPONENT	ATT-YDS-TD	LONG
at Lehigh		
Colgate	DNP	
at UCF	DNP	
Rhode Island	DNP	
at UAlbany	DNP	
at NC A&T	DNP	
Elon	DNP	
Stony Brook	DNP	
at UNH	DNP	
at Towson	DNP	
at Delaware	DNP	
Youngstown State	DNP	
SEASON		
CAREER		

### SEASON AND CAREER HIGHS

	SEASON HIGHS		CAREER HIGHS	
CONNOR WATKINS				
Passing Attempts	31	UAlbany	31	2x
Completions	17	2x	18	2022, UAlbany
Passing Yards	361	Stony Brook	361	2023, Stony B.
Touchdowns	4	Stony Brook	4	2x
Interceptions	2	UAlbany	4	2022, LIU
Long Pass	79	Towson	83	2022, Maine
Total Offense	395	Stony Brook	395	2023, Stony B.
Rushing Attempts	13	Elon	13	2023, Elon
Rushing Yards	125	Elon	130	2022, Hamp.
Rushing Touchdowns	3	URI	3	2023, URI
Long Rush	38	URI	75	2022, Hamp.
TANNER MADDOCKS				
Passing Attempts	4	Stony Brook	4	2023, Stony B.
Completions	4	Stony Brook	4	2023, Stony B.
Passing Yards	37	Stony Brook	37	2023, Stony B.
Touchdowns				
Interceptions				
Long Pass	40	Stony Brook	40	2023, Stony B.
Total Offense	49	Stony Brook	49	2023, Stony B.
Rushing Attempts	2	URI	2	2023, URI
Rushing Yards	12	Stony Brook	12	2023, Stony B.
Rushing Touchdowns				
Long Rush	12	Stony Brook	12	2023, Stony B.
JAMES MOTT				
Passing Attempts	3	Lehigh	3	2023, Lehigh
Completions	2	Lehigh	2	2023, Lehigh
Passing Yards	9	Lehigh	9	2023, Lehigh
Touchdowns				
Interceptions				
Long Pass	6	Lehigh	6	2023, Lehigh
Total Offense	9	Lehigh	9	2023, Lehigh
Rushing Attempts				
Rushing Yards				
Rushing Touchdowns				
Long Rush				

# VILLANOVA FOOTBALL GAME NOTES

## VILLANOVA RUNNING BACKS

### #2 JALEN JACKSON

OPPONENT	RUSHING ATT-YDS-TD	LG	RECEIVING REC-YDS-TD	LG
at Lehigh	8-144-2	66		
Colgate	12-57-1	25	1-4-0	4
at UCF	11-35-0	15		
Rhode Island	DNP		DNP	
at UAlbany	DNP		DNP	
at NC A&T	14-77-0	14		
Elon	17-83-0	19		
Stony Brook	8-77-1	44		
at UNH	19-145-2	48		
Towson	14-85-0	25	1-12-0	12
at Delaware	9-130-0	55	1-(-1)	0
Youngstown State	11-81-2	26	1-22-0	22
SEASON	132-914-8	66	4-33-0	22
CAREER	392-2481-25	66	20-182-2	30

### #28 DEEWIL BARLEE

OPPONENT	RUSHING ATT-YDS-TD	LG	RECEIVING REC-YDS-TD	LG
at Lehigh	11-102-1	33	2-10-0	11
Colgate	6-54-1	28		
at UCF	7-38-0	13	1-35-0	35
Rhode Island	16-43-1	9	1-0-0	0
at UAlbany	9-71-0	20	1-25-0	25
at NC A&T	16-94-1	21		
Elon	DNP		DNP	
Stony Brook	2-9-0	5		
at UNH	7-53-0	15		
Towson	10-74-0	15		
at Delaware	12-58-1	15		
Youngstown State	7-61-1	35	1-15-0	15
SEASON	103-657-7	35	6-85-0	35
CAREER	450-2286-16	78	36-338-1	35

### #1 TD AYO-DUROIJAYE

OPPONENT	RUSHING ATT-YDS-TD	LG	RECEIVING REC-YDS-TD	LG
at Lehigh	5-38-0	13	2-22-0	16
Colgate	10-20-0	9		
at UCF	6-18-1	11	1-22-0	22
Rhode Island	7-103-1	63	1-24-0	24
at UAlbany	6-29-0	10	1-8-0	8
at NC A&T	13-61-0	25	2-27-0	18
Elon	11-78-3	50		
Stony Brook	5-16-1	5		
at UNH	9-26-0	14	2-26-1	18
Towson	6-27-1	10	2-19-0	14
at Delaware	7-23-1	10	3-5-0	6
Youngstown State	2-(-1)-0	0	2-16-0	15
SEASON	87-438-8	63	16-169-1	24
CAREER	308-1599-14	70	43-400-1	35

### #24 ISAIAH RAGLAND

OPPONENT	RUSHING ATT-YDS-TD	LG	RECEIVING REC-YDS-TD	LG
at Lehigh	DNP			
Colgate	DNP			
at UCF	DNP			
Rhode Island	7-25-0	13		
at UAlbany	2-10-0	6		
at NC A&T	DNP			
Elon	15-126-0	28		
Stony Brook	DNP			
at UNH	DNP			
Towson	DNP			
at Delaware	DNP			
Youngstown State	DNP			
SEASON	24-161-0	28		
CAREER	24-161-0	28		

### SEASON AND CAREER HIGHS

	SEASON HIGHS		CAREER HIGHS	
JALEN JACKSON				
Rushing Attempts	19	New Hampshire	28	2022, Mon.
Rushing Yards	145	New Hampshire	187	2022, Mon.
Rushing Touchdowns	2	3x	3	2022, Mon.
Long Rush	66	Lehigh	66	2023, Lehigh
100+ Rushing Yards	3		6	
Receptions	1	4x	2	3x
Receiving Yards	22	YSU	30	2021, Holy Cr.
Receiving Touchdowns			1	2x
Long Reception	22	YSU	30	2021, Holy Cr.
All-Purpose Yards	145	New Hampshire	187	2022, Mon.
100+ All-Purpose Yards	4		7	
DEEWIL BARLEE				
Rushing Attempts	16	2x	22	2019, Stony Br.
Rushing Yards	102	Lehigh	177	2022 LIU
Rushing Touchdowns	1	6x	2	2022, Delaware
Long Rush	35	YSU	78	2019, Bucknell
100+ Rushing Yards	1		4	
Receptions	2	Lehigh	5	2021, W&M
Receiving Yards	35	UCF	50	2019, UNH
Receiving Touchdowns			1	2019, W&M
Long Reception	35	UCF	35	2x
All-Purpose Yards	112	Lehigh	177	2022, LIU
100+ All-Purpose Yards	1		5	
TD AYO-DUROIJAYE				
Rushing Attempts	13	N.C. A&T	25	2022, Hamp.
Rushing Yards	103	URI	136	2022, UAlbany
Rushing Touchdowns	3	Elon	3	2023, Elon
Long Rush	63	URI	70	2022, UAlbany
100+ Rushing Yards	1		5	
Receptions	3	Delaware	3	5x
Receiving Yards	27	N.C. A&T	46	2021, Rich.
Receiving Touchdowns	1	New Hampshire	1	2023, UNH
Long Reception	24	URI	35	2021, Rich.
All-Purpose Yards	142	URI	152	2022, UAlbany
100+ All-Purpose Yards	5		9	
ISAIAH RAGLAND				
Rushing Attempts	15	Elon	15	2023, Elon
Rushing Yards	126	Elon	126	2023, Elon
Long Rush	28	Elon	126	2023, Elon
JA'BRIEL MACE				
Rushing Attempts	13	Towson	13	2023, Towson
Rushing Yards	76	Towson	76	2023, Towson
Long Rush	28	Towson	28	2023, Towson
Receptions	1	Towson	1	2023, Towson
Receiving Yards	1	Towson	1	2023, Towson
Long Reception	1	Towson	1	2023, Towson
ISAIAH WRIGHT				
Rushing Attempts	4	Stony Brook	4	2023, Stony B.
Rushing Yards	8	Lehigh	8	2023, Lehigh
Rushing Touchdowns	1	Stony Brook	1	2023, Stony B.
Long Rush	4	2x	4	2x (2023)
ELI SMITH				
Rushing Attempts			7	2x (2022)
Rushing Yards			48	2022, W&M
Long Rush			18	2022, W&M
Receptions			1	2022, W&M
Receiving Yards			2	2022, W&M
Long Reception			2	2022, W&M
All-Purpose Yards			50	2022, W&M



# VILLANOVA FOOTBALL GAME NOTES

## VILLANOVA WIDE RECEIVERS/TIGHT ENDS

### #11 JAARON HAYEK

#### RECEIVING STATS

OPPONENT	REC-YDS-TD	LG
at Lehigh	DNP	
Colgate	DNP	
at UCF		
Rhode Island	3-78-0	40
at UAlbany	6-35-0	8
at NC A&T	2-7-0	5
Elon	1-4-0	4
Stony Brook	5-102-2	43
at UNH	6-29-0	11
Towson	3-39-0	25
at Delaware	6-121-2	51
Youngstown State	2-41-0	36
SEASON	34-456-4	51
CAREER	169-2743-29	83

### #19 RAYJUON PRINGLE

#### RECEIVING STATS

OPPONENT	REC-YDS-TD	LG
at Lehigh	3-40-2	28
Colgate	3-168-1	67
at UCF	2-22-0	12
Rhode Island	2-45-0	31
at UAlbany	2-40-0	33
at NC A&T	6-97-1	23
Elon		
Stony Brook	5-196-1	76
at UNH	4-104-1	68
Towson	5-180-2	79
at Delaware	5-59-0	17
Youngstown State	1-5-0	5
SEASON	38-956-8	79
CAREER	129-2508-23	80

### SEASON AND CAREER HIGHS

	SEASON HIGHS		CAREER HIGHS	
JAARON HAYEK				
Receptions	6	3x	8	2021, Rich.
Receiving Yards	121	Delaware	159	2022, Maine
Receiving Touchdowns	2	2x	4	2022, Maine
Long Reception	51	Delaware	83	2022, Maine
100+ Receiving Yards	2		11	
All-Purpose Yards	121	Delaware	159	2022, Maine
100+ All-Purpose Yards	2		12	
RAYJUON PRINGLE				
Receptions	6	N.C. A&T	9	2020, Stony B.
Receiving Yards	196	Stony Brook	196	2023, Stony B.
Receiving Touchdowns	2	Lehigh	2	4x
Long Reception	76	Stony Brook	80	2022, UAlbany
100+ Receiving Yards	3		9	
All-Purpose Yards	196	Stony Brook	196	2023, Stony B.
100+ All-Purpose Yards	3		9	
JAYLAN SANCHEZ				
Receptions	6	N.C. A&T	6	2023, NCAT
Receiving Yards	158	N.C. A&T	158	2023, NCAT
Receiving Touchdowns	2	N.C. A&T	2	2023, NCAT
Long Reception	68	Colgate	68	2023, Colgate
100+ Receiving Yards	3		3	
All-Purpose Yards	157	N.C. A&T	157	2023, NCAT
100+ All-Purpose Yards	3		3	
DANIEL LOPES				
Receptions	2	UCF	2	2x
Receiving Yards	14	UCF	39	2022, W&M
Receiving Touchdowns			1	2x (2022)
Long Reception	10	UAlbany	39	2022, W&M
All-Purpose Yards	14	UCF	42	2022, W&M
LUKE DAY				
Receptions	1	3x	1	3x
Receiving Yards	45	YSU	45	2023, YSU
Long Reception	45	YSU	45	2023, YSU
All-Purpose Yards	45	YSU	45	2023, YSU
KENYON MILES				
Receptions	1	UAlbany	1	2023, UAlbany
Receiving Yards	20	UAlbany	20	2023, UAlbany
Long Reception	20	UAlbany	20	2023, UAlbany
All-Purpose Yards	20	UAlbany	20	2023, UAlbany
ANTONIO JOHNSON				
Receptions	2	3x	2	3x
Receiving Yards	40	YSU	40	2023, YSU
Receiving Touchdowns	1	Colgate	1	2023, Colgate
Long Reception	34	YSU	34	2023, YSU
All-Purpose Yards	40	YSU	40	2023, YSU
MITCHELL BOTHWELL				
Receptions	1	2x	1	2x (2023)
Receiving Yards	7	Towson	7	2023, Towson
Long Reception	7	Stony Brook	7	2023, Towson
All-Purpose Yards	7	Stony Brook	7	2023, Towson

### #82 JAYLAN SANCHEZ

#### RECEIVING STATS

OPPONENT	REC-YDS-TD	LG
at Lehigh	2-25-0	20
Colgate	2-128-0	68
at UCF	1-45-0	45
Rhode Island	1-19-0	19
at UAlbany	4-50-1	17
at NC A&T	6-158-2	59
Elon	4-103-1	40
Stony Brook		
at UNH	2-20-0	15
Towson	2-39-1	20
at Delaware	2-38-0	22
Youngstown State	2-91-1	64
SEASON	28-716-6	68
CAREER	38-773-6	68

### #84 DANIEL LOPES

#### RECEIVING STATS

OPPONENT	REC-YDS-TD	LG
at Lehigh	1-7-0	7
Colgate	1-9-0	9
at UCF	2-14-0	8
Rhode Island	1-10-0	10
at UAlbany		
at NC A&T		
Elon		
Stony Brook		
at UNH		
Towson	1-3-0	3
at Delaware		
SEASON	6-43-0	10
CAREER	10-105-1	39

### #83 LUKE DALY

#### RECEIVING STATS

OPPONENT	REC-YDS-TD	LG
at Lehigh		
Colgate		
at UCF		
Rhode Island		
at UAlbany		
at NC A&T		
Elon		
Stony Brook	1-0-0	0
at UNH	1-9-0	9
Towson		
at Delaware		
Youngstown State	1-45-0	45
SEASON	3-54-0	45
CAREER	3-54-0	45

### #15 KENYON MILES

#### RECEIVING STATS

OPPONENT	REC-YDS-TD	LG
at Lehigh		
Colgate	DNP	
at UCF	DNP	
Rhode Island	DNP	
at UAlbany	1-20-0	20
at NC A&T		
Elon		
Stony Brook		
at UNH		
Towson		
at Delaware		
SEASON		
CAREER		

### #88 ANTONIO JOHNSON

#### RECEIVING STATS

OPPONENT	REC-YDS-TD	LG
at Lehigh	2-11-0	7
Colgate	1-1-1	1
at UCF	1-6-0	6
Rhode Island		
at UAlbany	1-10-0	10
at NC A&T	2-32-0	16
Elon		
Stony Brook	DNP	
at UNH	DNP	
Towson	DNP	
at Delaware		
Youngstown State	2-40-0	34
SEASON	8-90-1	34
CAREER	8-90-1	34

### #81 MITCHELL BOTHWELL

#### RECEIVING STATS

OPPONENT	REC-YDS-TD	LG
at Lehigh		
Colgate		
at UCF	DNP	
Rhode Island	DNP	
at UAlbany	DNP	
at NC A&T	DNP	
Elon		
Stony Brook	1-0-0	0
at UNH		
Towson	1-7-0	7
at Delaware		
Youngstown State		
SEASON	1-7-0	7
CAREER	1-7-0	7

# VILLANOVA FOOTBALL GAME NOTES

## VILLANOVA SPECIALISTS

### #39 MATTHEW MERCURIO

#### KICKING STATS

OPPONENT	PAT	FG	LG
at Lehigh	5-5	1-1	37
Colgate	6-6	0-0	—
at UCF	2-2	0-0	—
Rhode Island	5-5	0-0	—
at UAlbany	1-1	1-1	44
at NC A&T	4-4	3-3	39
Elon	3-3	0-0	—
Stony Brook	6-7	0-0	—
at UNH	6-6	1-2	44
Towson	4-4	1-1	25
at Delaware	5-5	0-2	—
Youngstown State	6-6	1-1	31
SEASON	53-54	8-11	44
VILLANOVA	88-89	18-23	45
CAREER	181-187	62-77	49

### #96 NATHAN FONDACARO

#### PUNTING STATS

OPPONENT	#	Avg.	LG	I20
at Lehigh	6	38.5	49	1
Colgate	3	44.3	51	0
at UCF	9	44.6	54	2
Rhode Island	3	50.7	57	0
at UAlbany	2	48.5	56	0
at NC A&T	3	44.3	56	0
Elon	1	26.0	26	0
Stony Brook	3	44.3	49	1
at UNH	2	45.0	47	1
Towson	2	52.0	56	1
at Delaware	2	47.0	52	1
Youngstown State	3	48.7	54	0
SEASON	39	44.6	57	7
CAREER	192	41.4	75	50

### SEASON HIGHS

### CAREER HIGHS

#### MATTHEW MERCURIO

Kickoffs	2	N.C. A&T	8	3x
Kickoff Yards	115	N.C. A&T	467	2020, Boise St.
Kickoff Average	57.5	N.C. A&T	61.7	2020, Ball St.
Field Goals Made	3	N.C. A&T	4	3x
Field Goals Attempted	3	N.C. A&T	5	2019, N. Mex.
Long Field Goal	44	2x	49	2019, N. Mex.
40+ Yard Field Goals	2		13	
PATs Made	6	4x	6	8x
PATs Attempted	7	Stony Brook	7	2023, Stony B.

#### NATHAN FONDACARO

Punts	9	UCF	9	2023, UCF
Punting Yards	401	UCF	401	2023, UCF
Punting Average	52.0	Towson	52.0	2023, Towson
Long Punt	57	URI	75	2019, Bucknell
Inside 20-Yard Line	7		50	
50+ Yard Punts	12		37	
Kickoffs	8	2x	9	2x
Kickoff Yards	492	Stony Brook	552	2018, Richmond
Kickoff Average	63.5	N.C. A&T	65.0	2018, Maine
Touchbacks	11		42	

#### CONNOR WATKINS

Punts	1	N.C. A&T	8	2021, Penn St.
Punting Yards	34	N.C. A&T	277	2021, Penn St.
Punting Average	34.0	N.C. A&T	40.5	2021, JMU
Long Punt	34	N.C. A&T	50	2021, JMU
Inside 20-Yard Line	1	N.C. A&T	1	
50+ Yards Punts			1	

#### TD AYO-DUROIAYE

Kickoff Returns	4	2x	4	2x
Kickoff Return Yards	95	YSU	99	2021, Holy Cr.
Long Kickoff Return	47	UNH	55	2021, Holy Cr.
Punt Return Yards			15	2021, UAlbany
Long Punt Return			15	2021, UAlbany

#### JAYLAN SANCHEZ

Kickoff Returns	1	2x	1	3x
Kickoff Return Yards	10	UAlbany	39	2022, W&M
Long Kickoff Return	10	UAlbany	30	2022, Hamp.

#### RAYJUON PRINGLE

Kickoff Returns			1	2022, LIU
Kickoff Return Yards			0	2022, LIU
Long Kickoff Return			0	2022, LIU
Punt Returns	2	2x	2	5x
Punt Return Yards	24	Towson	27	2021, Stony B.
Long Punt Return	13	UCF	27	2021, Stony B.

#### JAARON HAYEK

Kickoff Returns			3	2019, SELA
Kickoff Return Yards			37	2019, Stony B.
Long Kickoff Return			26	2019, LIU
Punt Returns	2	2x	2	2x
Punt Return Yards	12	Elon	12	2023, Elon
Long Punt Return	10	Elon	10	2023, Elon

#### JASON HALL

Kickoff Returns	1	Towson	1	2023, Towson
Kickoff Return Yards	0	Towson	0	2023, Towson
Long Kickoff Return	0	Towson	0	2023, Towson

### #1 TD AYO-DUROIAYE

OPPONENT	KICK RETURNS NO-YDS-TD	AVG.	LG	PUNT RETURNS NO-YDS-TD	Avg.	LG
at Lehigh	1-22-0	22.0	22			
Colgate	4-40-0	10.0	17			
at UCF	1-18-0	18.0	18			
Rhode Island	1-15-0	15.0	15			
at UAlbany	2-47-0	23.5	32			
at NC A&T	2-48-0	24.0	25			
Elon	1-35-0	35.0	35			
Stony Brook	1-25-0	25.0	25			
at UNH	3-78-0	26.0	47			
Towson	1-18-0	18.0	18			
at Delaware						
Youngstown State	4-95-0	23.8	36			
SEASON	21-441-0	21.0	47			
CAREER	30-638-0	21.3	55	0-15-1	—	15

### #82 JAYLAN SANCHEZ

OPPONENT	KICK RETURNS NO-YDS-TD	AVG.	LG	PUNT RETURNS NO-YDS-TD	Avg.	LG
at Lehigh						
Colgate						
at UCF						
Rhode Island						
at UAlbany	1-10-0	10.0	10			
at NC A&T	1-(-1)-0	-1.0	-1			
Elon						
Stony Brook						
at UNH						
Towson						
at Delaware						
Youngstown State						
SEASON	2-9-0	4.5	10			
CAREER	6-85-0	14.2	30			

### #19 RAYJUON PRINGLE

OPPONENT	KICK RETURNS NO-YDS-TD	AVG.	LG	PUNT RETURNS NO-YDS-TD	Avg.	LG
at Lehigh						
Colgate				1-(-1)-0	-1.0	-1
at UCF				1-13-0	13.0	13
Rhode Island				2-(-6)-0	-3.0	0
at UAlbany						
at NC A&T						
Elon						
Stony Brook						
at UNH						
Towson				2-24-0	12.0	12
at Delaware				2-4-0	2.0	4
Youngstown State						
SEASON				7-34-0	4.9	13
CAREER	1-0-0	0.0	0	18-73-0	4.1	27

# VILLANOVA FOOTBALL GAME NOTES

## VILLANOVA DEFENSE

### SEASON HIGHS

### CAREER HIGHS

	Tackles	TFL	Sacks	Breakups	Tackles	TFL	Sacks	Breakups
Danny Abraham	8, 9.9	1.0, 5x	1.0, 3x		8, 2023	1.5, 2022	1.5, 2022	2, 2x
Temi Ajirofutu	1, 9.16				1, 2023	—	—	—
TD Ayo-Durojaiye	3, 9.9				4, 2022	1.0, 2021	—	—
DeeWil Barlee	2, 2x				2, 2x	---	—	—
Brendan Bell	14, 11.4	2.0, 2x	1.0, 2x	1, 2x	14, 2023	3.0, 2022	1.0, 2x	1, 5x
Michael Corbi					1, 2021	—	—	—
Zahmir Dawud	2, 10.28			1, 10.28	2, 2023	—	—	1, 2023
Nathan Fondacaro	1, 11.4				1, 5x	—	—	—
Timmy Furgeson	1, 10.28				8, 2022	1.0, 2x	1.0, 2x	—
Camden Gagnon	5, 11.4	1.0, 4x	1.0, 4x		8, 2022	2.0, 2021	1.0, 7x	1, 2x
Julian Glantz	1, 3x				1, 3x	—	—	—
Elijah Glover	8, 9.16	1.0, 11.18		2, 9.23	9, 2020	1.0, 3x	—	2, 3x
Jalen Goodman	6, 12.2	1.0, 12.2		1, 2x	13, 2020	1.5, 2021	—	2, 2019
Jake Green	3, 11.4	1.0, 2x			4, 2021	1.0, 4x	—	1, 2x
Shane Hartzell	14, 12.2	1.0, 4x	1.0, 4x	1, 3x	15, 2022	2.0, 2x	1.0, 8x	1, 3x
Jaaron Hayek	1, 11.4				1, 3x	—	—	—
Ayden Howard	4, 9.2	1.5, 9.2	0.5, 3x	1, 11.11	4, 2023	1.5, 2023	0.5, 3x	1, 2023
Turner Inge	5, 9.23	2.0, 9.23	1.0, 10.28		5, 2023	2.0, 2023	1.0, 2023	—
Jalen Jackson					2, 2018	—	—	—
Antonio Johnson	1, 9.16				1, 2023	—	—	—
Colin Kennedy	3, 10.28				3, 2023	—	—	—
Mike Kennedy	1, 9.16				1, 2023	—	—	—
Richie Kimmel	5, 11.4	1.5, 11.4		1, 9.23	5, 2023	1.5, 2023	—	1, 2023
Dale Law	1, 2x				1, 2x	—	—	—
Daniel Lopes	1, 9.2				1, 2023	—	—	—
Devon Marshall	9, 9.16	1.0, 3x		3, 9.9	9, 2x	1.0, 3x	—	3, 2023
Capri Martin	5, 10.28	0.5, 10.28			5, 2023	0.5, 2023	—	—
Tyrell Mims	6, 2x	1.0, 2x	1.0, 10.7	1, 11.4	6, 3x	1.0, 4x	1.0, 2023	2, 2x
Jordan Nelson	4, 10.28	1.0, 9.2		1, 11.11	4, 2023	1.0, 2023	—	1, 2023
Obinna Nwobodo	2, 2x	1.0, 11.18			2, 2x	1.0, 2023	—	—
Josh Oluremi	1, 6x				1, 7x	—	—	—
Chandon Pierre	4, 10.7	1.0, 4x	1.0, 2x		5, 2021	1.0, 6x	1.0, 3x	—
Ethan Potter	7, 9.16	1.0, 9.30		1, 9.9	11, 2x	2.5, 2022	0.5, 2022	1, 6x
Rayjuon Pringle				1, 9.30	1, 2x	—	—	1, 2023
Jake Reichwein	4, 3x	2.0, 2x	1.0, 4x	1, 2x	7, 2022	2.5, 2022	2.5, 2022	1, 4x
John Rhodan	3, 9.16				3, 2023	—	—	—
Garrett Rogan	1, 10.28				1, 2023	—	—	—
Christian Sapp	3, 2x	1.0, 3x	1.0, 9.16		5, 2022	1.0, 3x	1.0, 2023	1, 2022
Kshawn Schulters	1, 5x				7, 2022	1.0, 2022	—	2, 2022
JR Strauss	2, 10.28	1.0, 10.7			2, 2023	1.0, 2023	—	—
Ty Trinh	12, 11.4	2.0, 10.7		2, 2x	12, 2023	2.0, 2023	—	2, 2x
Stephane Voltaire	1, 11.4				1, 2023	—	—	—
Isas Waxter	4, 2x	1.0, 2x		2, 9.9	7, 2019	1.0, 3x	1.0, 2021	2, 2023
Ben Wheless					1, 2x	—	—	—
Jon Wyatt	2, 9.16			1, 2x	2, 2x	—	—	1, 2x

### GAME BY GAME DEFENSIVE STATISTICS

OPPONENT	TFL	SACKS	FF	FR	INT	PBU	BLK	YARDS	POINTS
at Lehigh	8-21	1-3	1	1	2	2	0	284	10
Colgate	5-28	3-24	0	0	1	6	0	258	19
at UCF	6-34	2-24	1	0	0	3	0	600	48
Rhode Island	8-26	1-4	1	1	1	5	1	241	9
at UAlbany	5-25	2-18	0	0	0	4	0	360	31
at NC A&T	9-36	4-21	0	0	0	1	0	172	14
Elon	4-15	2-10	0	0	0	3	0	99	0
Stony Brook	6-23	2-18	0	0	1	6	0	294	13
at New Hampshire	6-24	3-19	1	1	3	4	0	397	33
Towson	3-14	1-8	0	0	0	4	0	211	10
at Delaware	6-17	1-5	0	0	3	4	0	296	7
TOTAL	66-263	22-154	4	3	11	42	1	3212	194



# VILLANOVA FOOTBALL GAME NOTES

## GAME BY GAME TACKLES

Total Tackles	UA-A	TOT	LEH	COL	UCF	URI	UALB	NCAT	ELON	SB	UNH	TOW	DEL	YSU	SDSU
Brendan Bell	49-33	82	0-1	4-2	7-2	6-2	3-1	2-1	6-1	3-2	8-6	1-3	4-8	5-4	
Shane Hartzell	48-34	82	7-0	3-4	3-4	DNP	4-2	5-0	4-1	4-2	4-6	4-3	3-5	7-7	
Danny Abraham	33-20	53	2-0	3-5	3-4	3-2	1-0	6-1	2-0	1-1	2-1	2-3	4-1	4-2	
Elijah Glover	30-16	46	2-0	4-2	3-5	2-1	2-1	1-0	2-1	1-0	4-0	2-2	3-2	4-2	
Ty Trinh	24-20	44	2-2	2-3	2-2	3-0	1-2	2-0	1-0	1-1	7-5	1-1	1-2	1-2	
Devon Marshall	31-8	39	6-0	2-1	7-2	3-0	1-1	1-0	0-0	3-1	1-0	3-1	2-1	2-1	
Jalen Goodman	23-10	33	DNP	0-2	1-2	3-1	4-1	3-0	1-0	2-0	2-1	2-0	0-2	5-1	
Jake Reichwein	19-14	33	3-0	3-1	3-1	1-1	1-1	0-1	1-2	3-1	2-1	1-1	0-2	1-2	
Tyrell Mims	17-12	29	3-3	1-1	2-3	2-0	5-0	2-0	0-0	2-4	0-0	0-1	0-0	0-0	
Richie Kimmel	18-9	27	3-0	0-2	2-1	1-1	3-0	2-0	2-2	3-0	2-3	DNP	DNP	DNP	
Turner Inge	18-8	26	0-0	2-0	2-1	3-2	1-0	3-1	1-0	2-2	1-1	1-0	0-1	2-0	
Isas Waxter	17-7	24	0-1	2-1	2-1	1-0	0-1	0-0	4-0	1-1	2-0	0-1	2-0	3-1	
Camden Gagnon	15-9	24	0-0	1-1	0-0	0-0	2-1	1-0	0-2	2-0	4-1	0-3	3-0	2-1	
Ethan Potter	14-6	20	2-0	0-0	4-3	1-1	4-1	0-0	DNP	DNP	0-0	2-0	0-1	1-0	
Chandon Pierre	9-11	20	1-0	1-1	1-0	1-2	2-1	2-2	0-0	0-0	0-2	0-1	1-1	0-1	
Ayden Howard	10-9	19	3-1	1-2	1-0	1-0	1-1	1-0	0-1	1-1	0-1	0-0	1-1	0-1	
Jordan Nelson	10-5	15	3-0	1-1	1-1	DNP	DNP	DNP	0-0	2-2	0-1	0-0	1-0	2-0	
Christian Sapp	9-5	14	DNP	DNP	3-0	1-1	1-0	2-0	0-0	0-2	1-0	0-0	1-2	0-0	
Jake Green	7-6	13	1-0	DNP	0-1	0-1	1-0	0-0	0-0	1-0	0-3	0-1	2-0	2-0	
Capri Martin	5-6	11	0-0	0-0	2-2	1-0	0-0	0-0	DNP	1-4	0-0	0-0	0-0	1-0	
TD Ayo-Durojaiye	4-6	10	1-0	0-3	0-1	0-1	0-0	0-0	0-0	0-0	0-0	1-0	1-1	1-0	
Obinna Nwobodo	3-4	7	0-0	0-1	0-0	0-0	2-0	0-0	0-0	0-0	0-0	0-2	1-0	0-1	
Josh Oluremi	3-3	6	0-1	DNP	DNP	1-0	1-0	1-0	0-0	0-1	0-0	DNP	0-1	0-0	
John Rhodan	4-1	5	2-0	0-0	2-1	0-0	0-0	0-0	0-0	0-0	0-0	0-0	0-0	0-0	
DeeWil Barlee	3-2	5	0-1	1-1	2-0	0-0	0-0	0-0	DNP	0-0	0-0	0-0	0-0	0-0	
Kshawn Schulters	3-2	5	DNP	1-0	0-0	0-0	1-0	1-0	0-0	0-0	0-0	0-1	0-1	0-0	
Jon Wyatt	3-1	4	1-0	0-0	2-0	0-0	0-0	0-0	0-0	0-1	DNP	DNP	DNP	DNP	
Julian Glantz	2-1	3	0-0	0-0	0-0	0-0	0-0	1-0	1-0	0-1	DNP	0-0	0-0	DNP	
JR Strauss	2-1	3	0-0	0-0	0-0	0-0	0-0	1-0	0-0	1-1	0-0	0-0	DNP	DNP	
Colin Kennedy	1-2	3	0-0	DNP	DNP	DNP	DNP	0-0	0-0	1-2	DNP	0-0	DNP	DNP	
Zahmir Dawud	1-1	2	DNP	DNP	DNP	0-0	0-0	DNP	DNP	1-1	DNP	DNP	DNP	DNP	
Dale Law	1-1	2	1-0	DNP	DNP	DNP	DNP	DNP	DNP	0-1	DNP	DNP	DNP	DNP	
Nathan Fondacaro	1-0	1	0-0	0-0	0-0	0-0	0-0	0-0	0-0	0-0	1-0	0-0	0-0	0-0	
Daniel Lopes	1-0	1	1-0	0-0	0-0	0-0	0-0	0-0	0-0	0-0	0-0	0-0	0-0	0-0	
Temi Ajitrotutu	0-1	1	0-0	0-0	0-1	0-0	0-0	0-0	0-0	0-0	0-0	0-0	0-0	0-0	
Timmy Furgeson	0-1	1	DNP	DNP	DNP	DNP	DNP	DNP	0-0	0-1	0-0	0-0	0-0	0-0	
Jaaron Hayek	0-1	1	DNP	DNP	0-0	0-0	0-0	0-0	0-0	0-0	0-1	0-0	0-0	0-0	
Antonio Johnson	0-1	1	0-0	0-0	0-1	0-0	0-0	0-0	0-0	DNP	DNP	DNP	0-0	0-0	
Mike Kennedy	0-1	1	0-0	0-0	0-1	DNP	DNP	DNP	DNP	0-0	DNP	0-0	DNP	DNP	
Garrett Rogan	0-1	1	0-0	DNP	DNP	DNP	DNP	DNP	DNP	0-1	DNP	DNP	DNP	DNP	
Stephane Voltaire	0-1	1	0-0	0-0	0-0	0-0	0-0	0-0	0-0	0-0	0-1	0-0	0-0	0-0	
<b>TOTAL</b>	<b>438-280</b>	<b>718</b>	<b>44-10</b>	<b>32-34</b>	<b>55-40</b>	<b>34-16</b>	<b>41-14</b>	<b>37-6</b>	<b>25-10</b>	<b>36-34</b>	<b>41-34</b>	<b>20-24</b>	<b>30-32</b>	<b>43-26</b>	

## SPECIAL TEAMS TACKLES

Total Tackles	KO-PU	TOT	LEH	COL	UCF	URI	UALB	NCAT	ELON	SB	UNH	TOW	DEL	YSU	SDSU
TD Ayo-Durojaiye	5-4	9	0-1	3-0	0-1	0-1	0-0	0-0	0-0	0-0	0-0	0-1	2-0	0-0	
Elijah Glover	6-1	7	0-0	0-0	0-1	1-0	1-0	0-0	0-0	0-0	0-0	0-0	1-0	3-0	
Shane Hartzell	4-2	6	1-1	0-0	0-0	DNP	0-0	0-0	0-0	0-0	1-0	0-1	0-0	2-0	
Jordan Nelson	4-2	6	0-0	0-1	0-1	DNP	DNP	DNP	0-0	1-0	1-0	0-0	1-0	1-0	
Ethan Potter	5-0	5	0-0	0-0	0-0	2-0	0-0	0-0	DNP	DNP	0-0	2-0	1-0	0-0	
Turner Inge	4-1	5	0-0	0-0	0-0	0-0	0-0	0-0	1-0	1-0	2-0	0-0	0-0	1-0	
Danny Abraham	3-2	5	0-0	2-0	0-0	0-1	0-0	0-1	0-0	0-0	0-0	1-0	0-0	0-0	
Tyrell Mims	4-0	4	1-0	1-0	0-0	0-0	0-0	0-0	0-0	1-0	0-0	1-0	0-0	0-0	
Josh Oluremi	4-0	4	0-0	DNP	DNP	1-0	0-0	1-0	0-0	1-0	0-0	DNP	1-0	0-0	
DeeWil Barlee	0-4	4	0-0	0-2	0-2	0-0	0-0	0-0	DNP	0-0	0-0	0-0	0-0	0-0	
Julian Glantz	3-0	3	0-0	0-0	0-0	0-0	0-0	1-0	1-0	1-0	DNP	0-0	0-0	DNP	
Brendan Bell	1-2	3	0-0	0-1	0-0	0-0	0-0	0-0	0-0	0-0	1-0	0-0	0-1	0-0	
Richie Kimmel	2-0	2	0-0	1-0	0-0	0-0	0-0	1-0	0-0	0-0	0-0	DNP	DNP	DNP	
Christian Sapp	2-0	2	DNP	DNP	0-0	1-0	0-0	0-0	0-0	0-0	0-0	0-0	1-0	0-0	
Jalen Goodman	1-0	1	DNP	0-0	0-0	1-0	0-0	0-0	0-0	0-0	0-0	0-0	0-0	0-0	
Nathan Fondacaro	1-0	1	0-0	0-0	0-0	0-0	0-0	0-0	0-0	0-0	1-0	0-0	0-0	0-0	
Ty Trinh	1-0	1	0-0	1-0	0-0	0-0	0-0	0-0	0-0	0-0	0-0	0-0	0-0	0-0	
Ayden Howard	0-1	1	0-0	0-0	0-1	0-0	0-0	0-0	0-0	0-0	0-0	0-0	0-0	0-0	
<b>TOTAL</b>	<b>51-18</b>	<b>69</b>	<b>2-2</b>	<b>8-4</b>	<b>0-6</b>	<b>6-2</b>	<b>1-0</b>	<b>3-1</b>	<b>2-0</b>	<b>5-0</b>	<b>6-0</b>	<b>4-2</b>	<b>7-1</b>	<b>7-0</b>	

# VILLANOVA FOOTBALL GAME NOTES

## GAME BY GAME STARTERS

OFFENSE	QB	RB	WR/RB	WR/RB	WR/TE	TE/WR	LT	LG	C	RG	RT
Lehigh	Watkins	Jackson	Ayo-Durojaiye	Pringle	Sanchez	Johnson	Voltaire	Corbi	Picard	Torres	Ajirotutu
Colgate	Watkins	Jackson	Ayo-Durojaiye	Barlee	Pringle	Sanchez	Voltaire	Corbi	Picard	Torres	Ajirotutu
UCF	Watkins	Jackson	Lopes	Pringle	Sanchez	Johnson	Voltaire	Corbi	Picard	Torres	Ajirotutu
URI	Watkins	Barlee	Hayek	Pringle	Sanchez	Johnson	Voltaire	Corbi	Picard	Torres	Ajirotutu
UALbany	Watkins	Barlee	Hayek	Pringle	Sanchez	Johnson	Voltaire	Corbi	Picard	Torres	Ajirotutu
NC A&T	Watkins	Barlee	Hayek	Pringle	Sanchez	Johnson	Voltaire	Corbi	Picard	Torres	Ajirotutu
Elon	Watkins	Jackson	Hayek	Pringle	Sanchez	Johnson	Voltaire	Corbi	Picard	Torres	Ajirotutu
Stony Brook	Watkins	Jackson	Hayek	Pringle	Sanchez	Bothwell	Voltaire	Corbi	Picard	Torres	Ajirotutu
UNH	Watkins	Jackson	Hayek	Pringle	Sanchez	Bothwell	Voltaire	Hummel	Picard	Torres	Ajirotutu
Towson	Watkins	Jackson	Hayek	Pringle	Sanchez	Bothwell	Voltaire	Corbi	Picard	Torres	Ajirotutu
Delaware	Watkins	Jackson	Hayek	Pringle	Sanchez	Johnson	Voltaire	Hummel	Picard	Torres	Ajirotutu
YSU	Watkins	Jackson	Hayek	Pringle	Sanchez	Johnson	Voltaire	Hummel	Picard	Torres	Ajirotutu
SDSU											
DEFENSE	DE	DT	DE	LB	MLB	LB	CB	CB	FS	WS	SS
Lehigh	Gagnon	Green	Reichwein	Hartzell	Abraham	Bell	Marshall	Waxter	Mims	Glover	Trinh
Colgate	Gagnon	Pierre	Reichwein	Hartzell	Abraham	Bell	Marshall	Waxter	Goodman	Glover	Potter
UCF	Gagnon	Green	Reichwein	Hartzell	Abraham	Bell	Marshall	Waxter	Goodman	Glover	Trinh
URI	Gagnon	Green	Reichwein	Inge	Abraham	Bell	Marshall	Waxter	Goodman	Glover	Trinh
UALbany	Gagnon	Green	Reichwein	Hartzell	Abraham	Bell	Marshall	Waxter	Goodman	Potter	Trinh
NC A&T	Gagnon	Green	Reichwein	Hartzell	Abraham	Bell	Marshall	Waxter	Goodman	Glover	Trinh
Elon	Gagnon	Green	Reichwein	Hartzell	Abraham	Bell	Marshall	Waxter	Goodman	Glover	Trinh
Stony Brook	Gagnon	Green	Reichwein	Hartzell	Abraham	Bell	Marshall	Waxter	Goodman	Glover	Trinh
UNH	Gagnon	Green	Reichwein	Hartzell	Abraham	Bell	Marshall	Waxter	Goodman	Glover	Trinh
Towson	Gagnon	Green	Reichwein	Hartzell	Abraham	Bell	Marshall	Waxter	Goodman	Glover	Trinh
Delaware	Gagnon	Green	Reichwein	Hartzell	Abraham	Bell	Marshall	Waxter	Goodman	Glover	Trinh
YSU	Gagnon	Green	Reichwein	Hartzell	Abraham	Bell	Marshall	Waxter	Goodman	Glover	Trinh
SDSU											

## VILLANOVA SCORING DRIVES

OPP	QTR	TIME	PL/YDS/TM	RES	PLAY	OPP	QTR	TIME	PL/YDS/TM	RES	PLAY
Lehigh	1	3:58	11/75/6:26	TD	Jackson 1 yard run	SB	1	9:36	2/80/0:49	TD	Ayo-Durojaiye 5 yard run
Lehigh	1	1:53	2/28/0:46	TD	Pringle 28 yard reception	SB	1	2:43	6/75/2:54	TD	Hayek 43 yard reception
Lehigh	2	5:26	6/58/3:48	FG	Mercurio 37 yard field goal	SB	2	10:59	8/71/5:09	TD	Hayek 2 yard reception
Lehigh	2	3:45	2/17/0:44	TD	Pringle 7 yard reception	SB	2	8:28	2/64/0:48	TD	Jackson 44 yard run
Lehigh	2	1:49	2/51/0:51	TD	Jackson 46 yard run	SB	2	1:11	3/82/0:53	TD	Pringle 76 yard reception
Lehigh	3	4:13	9/97/5:15	TD	Barlee 1 yard run	SB	3	6:13	7/57/3:38	TD	Sanchez 24 yard reception
						SB	4	13:38	6/76/2:57	TD	Wright 2 yard run
Colgate	1	8:39	7/61/4:24	TD	Jackson 25 yard run	UNH	1	8:35	12/58/6:21	FG	Mercurio 44 yard field goal
Colgate	1	1:09	7/74/3:56	TD	Watkins 1 yard run	UNH	2	11:18	2/6/0:39	TD	Jackson 2 yard run
Colgate	2	5:11	7/75/3:46	TD	Watkins 1 yard run	UNH	2	8:52	5/45/2:06	TD	Watkins 16 yard run
Colgate	2	2:59	1/67/0:13	TD	Pringle 67 yard reception	UNH	2	0:22	12/75/3:39	TD	Jackson 6 yard run
Colgate	3	12:41	4/75/2:13	TD	Johnson 1 yard reception	UNH	3	7:28	6/82/3:30	TD	Ayo-Durojaiye 18 yard reception
Colgate	4	7:07	7/88/4:40	TD	Barlee 28 yard run	UNH	3	0:37	7/56/3:38	TD	Watkins 6 yard run
UCF	4	13:42	13/75/6:30	TD	Watkins 3 yard run	UNH	4	9:53	2/65/0:50	TD	Pringle 68 yard reception
UCF	4	4:44	6/58/2:54	TD	Ayo-Durojaiye 11 yard run						
URI	1	5:23	6/65/3:00	TD	Watkins 1 yard run	TOW	1	9:40	2/71/1:17	TD	Pringle 79 yard reception
URI	1	1:31	4/50/2:47	TD	Watkins 23 yard run	TOW	1	3:15	10/48/5:16	TD	Mercurio 25 yard field goal
URI	2	1:47	6/79/2:59	TD	Watkins 5 yard run	TOW	2	2:43	7/83/3:58	TD	Pringle 63 yard reception
URI	3	13:11	1/63/0:14	TD	Ayo-Durojaiye 63 yard run	TOW	2	0:26	8/76/1:12	TD	Sanchez 19 yard reception
URI	4	6:28	7/33/4:28	TD	Barlee 6 yard run	TOW	3	1:29	13/78/8:12	TD	Ayo-Durojaiye 4 yard run
						TOW	4	11:20	0:47	SF	TEAM Safety
UALB	1	10:33	11/43/4:21	FG	Mercurio 44 yard field goal	DEL	1	14:07	3/75/0:53	TD	Barlee 5 yard run
UALB	2	11:08	9/63/3:52	TD	Sanchez 17 yard reception	DEL	2	1:44	5/72/1:33	TD	Hayek 11 yard reception
						DEL	3	5:18	5/30/2:421	TD	Ayo-Durojaiye 10 yard run
NCAT	1	8:26	14/64 6:28	FG	Mercurio 25 yard field goal	DEL	3	1:32	4/90/2:11	TD	Hayek 51 yard reception
NCAT	1	6:06	4/75 2:00	TD	Sanchez 58 yard reception	DEL	4	7:14	—	INT	Abraham 69 yard INT
NCAT	2	14:50	9/47/4:43	FG	Mercurio 39 yard field goal						
NCAT	2	4:56	9/85/5:23	TD	Barlee 21 yard run	YSU	1	11:31	6/88/3:23	TD	Jackson 5 yard run
NCAT	2	1:24	7/62/1:21	TD	Pringle 9 yard reception	YSU	2	11:36	5/39/2:16	TD	Watkins 1 yard run
NCAT	2	0:00	7/47 1:24	FG	Mercurio 19 yard field goal	YSU	2	5:26	4/97/1:25	TD	Sanchez 64 yard reception
NCAT	3	4:57	3/65/0:56	TD	Sanchez 59 yard reception	YSU	3	10:44	5/68/2:43	TD	Jackson 4 yard run
						YSU	3	1:27	8/73/3:3	TD	Mercurio 31 yard field goal
Elon	1	9:24	10/59/5:30	TD	Ayo-Durojaiye 1 yard run	YSU	4	11:41	6/59/3:19	TD	Watkins 14 yard run
Elon	1	5:33	4/59/1:46	TD	Ayo-Durojaiye 50 yard run	YSU	4	4:52	4/41/2:15	TD	Barlee 22 yard run
Elon	3	7:02	8/81/4:48	TD	Ayo-Durojaiye 1 yard run						

# VILLANOVA FOOTBALL GAME NOTES

## LONG PLAYS BY THE NUMBERS

YARDS	NO.	TD
100+	0	0
90-99	0	0
80-89	1	0
70-79	4	2
60-69	8	6
50-59	6	4
40-49	10	3
30-39	13	0
20-29	44	8

## LONG PLAYS BY TYPE

PLAY	NO.	TD
Rushing	28	9
Passing	46	13
Punt Returns	0	0
Kick Returns	10	0
Interceptions	2	1
Fumble Returns	0	0
Other	0	0
<b>TOTAL</b>	<b>86</b>	<b>23</b>

## LONGEST PLAYS OF THE YEAR

### RUSHING

66 Jalen Jackson at Lehigh

### RUSHING TOUCHDOWN

63 TD Ayo-Durojaiye vs. Rhode Island

### PASSING

79 Connor Watkins vs. Towson

### PASSING TOUCHDOWN

79 Connor Watkins vs. Towson

### RECEPTION

79 Rayjuon Pringle vs. Towson

### RECEIVING TOUCHDOWN

79 Rayjuon Pringle vs. Towson

### PUNT RETURN

13 Rayjuon Pringle at UCF

### KICK RETURN

47 TD Ayo-Durojaiye at New Hampshire

### INTERCEPTION RETURN

81 Jalen Goodman vs. Rhode Island

### FUMBLE RETURN

40 Elijah Glover at New Hampshire

### PUNT

57 Nathan Fondacaro vs. Rhode Island

### FIELD GOAL

44 Matthew Mercurio at UAlbany

44 Matthew Mercurio at New Hampshire

## LONGEST PLAYS OF THE YEAR (20+ YARDS)

YDS	TYPE	PLAYER	OPPONENT
81	INT	Jalen Goodman	Rhode Island
79*	Pass	Connor Watkins to Rayjuon Pringle	Towson
76*	Pass	Connor Watkins to Rayjuon Pringle	Stony Brook
72	Pass	Connor Watkins to Sanchez (68) and Pringle (7)	Colgate
69*	INT	Danny Abraham	Stony Brook
68*	Pass	Connor Watkins to Rayjuon Pringle	Delaware
67*	Pass	Connor Watkins to Rayjuon Pringle	at New Hampshire
66	Rush	Jalen Jackson	Colgate
64*	Pass	Connor Watkins to Jaylan Sanchez	at Lehigh
63*	Rush	TD Ayo-Durojaiye	Youngstown State
63*	Pass	Connor Watkins to Rayjuon Pringle	Rhode Island
60*	Pass	Connor Watkins to Jaylan Sanchez	Towson
58*	Pass	Connor Watkins to Jaylan Sanchez	Colgate
55*	Pass	Connor Watkins to Jaylan Sanchez	at N.C. A&T
55	Rush	Jalen Jackson	at N.C. A&T
51	Pass	Connor Watkins to Rayjuon Pringle	Delaware
50*	Pass	Connor Watkins to Jaaron Hayek	Colgate
48	Rush	TD Ayo-Durojaiye	Delaware
47	Rush	Jalen Jackson	Elon
46*	Rush	TD Ayo-Durojaiye	at New Hampshire
45	Pass	Jalen Jackson	at New Hampshire
45	Pass	Connor Watkins to Jaylan Sanchez	at Lehigh
44*	Rush	Connor Watkins to Luke Daly	at UCF
43*	Rush	Jalen Jackson	Youngstown State
43*	Pass	Connor Watkins to Rayjuon Pringle	Stony Brook
40*	Pass	Connor Watkins to Jaaron Hayek	Colgate
40	Pass	Connor Watkins to Jaaron Hayek	Stony Brook
38	Rush	Tanner Maddocks to Jaylan Sanchez	Rhode Island
36	Pass	Connor Watkins to Jaaron Hayek	Rhode Island
36	KR	TD Ayo-Durojaiye	Youngstown State
35	Pass	Connor Watkins to DeeWil Barlee	Youngstown State
35	KR	TD Ayo-Durojaiye	at UCF
35	Rush	DeeWil Barlee	Elon
34	Rush	Connor Watkins	Youngstown State
34	Pass	Connor Watkins to Jaaron Hayek	Rhode Island
34	Pass	Connor Watkins to Antonio Johnson	Youngstown State
33	Rush	DeeWil Barlee	at Lehigh
32	KR	TD Ayo-Durojaiye	at UAlbany
31	Pass	Connor Watkins to Rayjuon Pringle	Rhode Island
29	Rush	DeeWil Barlee	at Lehigh
29	Rush	Connor Watkins	Elon
28*	Pass	Connor Watkins to Rayjuon Pringle	at Lehigh
28*	Rush	DeeWil Barlee	Colgate
28	Rush	Isaiah Ragland	Elon
28	Pass	Connor Watkins to Jaylan Sanchez	Stony Brook
27	Rush	Ja Briel Mace	Towson
27	Pass	Connor Watkins to Rayjuon Pringle	Stony Brook
26	Pass	Connor Watkins to Jaylan Sanchez	Youngstown State
25*	Rush	Jalen Jackson	Youngstown State
25	Pass	Connor Watkins to DeeWil Barlee	Colgate
25	KR	TD Ayo-Durojaiye	at UAlbany
25	KR	TD Ayo-Durojaiye	at N.C. A&T
25	Rush	Jalen Jackson	Stony Brook
25	Pass	Connor Watkins to Jaaron Hayek	Towson
25	Rush	Jalen Jackson	Delaware
25	Rush	Jalen Jackson	Youngstown State
25	KR	TD Ayo-Durojaiye	Youngstown State
24	Pass	Connor Watkins to TD Ayo-Durojaiye	Rhode Island
24	Rush	Connor Watkins	Elon
24*	Pass	Connor Watkins to Jaylan Sanchez	Stony Brook
24	Pass	Connor Watkins to Jaaron Hayek	Delaware
23*	Rush	Connor Watkins	Rhode Island
23	Pass	Connor Watkins to Rayjuon Pringle	at N.C. A&T
23	KR	TD Ayo-Durojaiye	at N.C. A&T
23	KR	TD Ayo-Durojaiye	Youngstown State
22	KR	TD Ayo-Durojaiye	at Lehigh
22	Pass	Connor Watkins to TD Ayo-Durojaiye	at UCF
22	Pass	Connor Watkins to Rayjuon Pringle	at New Hampshire
22	Pass	Connor Watkins to Jaylan Sanchez	Delaware
22*	Rush	DeeWil Barlee	Youngstown State
22	Pass	Connor Watkins to Jalen Jackson	Youngstown State
21*	Pass	DeeWil Barlee	at N.C. A&T
21	Rush	Jalen Jackson	Delaware
20	Pass	Connor Watkins to Jaylan Sanchez	at Lehigh
20	Rush	DeeWil Barlee	at UAlbany
20	Pass	Connor Watkins to Kenyon Miles	at UAlbany
20	Pass	Connor Watkins to Rayjuon Pringle	at N.C. A&T
20*	Pass	Connor Watkins to Rayjuon Pringle	at N.C. A&T
20	Pass	Connor Watkins to Jaaron Hayek	Stony Brook
20	Pass	Connor Watkins to Jaaron Hayek	Stony Brook
20	Pass	Connor Watkins to Jaylan Sanchez	Towson

\* denotes a touchdown

## 20-YARD PLUS BY PLAYER

PLAYER	NO.	TD	RUSH	REC.	KR	PR	IR	FR
Pringle	16	6	0	16	0	0	0	0
Ayo-Durojaiye	14	2	2	2	10	0	0	0
Sanchez	13	4	0	13	0	0	0	0
Jackson	12	3	11	1	0	0	0	0
Barlee	9	3	7	2	0	0	0	0
Hayek	9	3	0	9	0	0	0	0
Watkins	6	1	6	0	0	0	0	0
Abraham	1	1	0	0	0	0	1	0
Mace	1	0	1	0	0	0	0	0
Ragland	1	0	1	0	0	0	0	0
Daly	1	0	0	1	0	0	0	0
Johnson	1	0	0	1	0	0	0	0
Miles	1	0	0	1	0	0	0	0
Goodman	1	0	0	0	0	0	1	0
<b>TOTAL</b>	<b>86</b>	<b>23</b>	<b>28</b>	<b>46</b>	<b>10</b>	<b>0</b>	<b>2</b>	<b>0</b>



# VILLANOVA FOOTBALL GAME NOTES

## MISCELLANEOUS STATS

### NON-OFFENSIVE TOUCHDOWNS

Player	Type	Yds	Opponent
Danny Abraham	INT	69	Delaware

### POINTS OFF TURNOVERS

OPPONENT	VU TO	OPP PTS	OPP TO	VU PTS	+/-
Lehigh	1	0	3	21	+21
Colgate	1	3	1	0	-3
UCF	1	7	0	0	-7
Rhode Island	1	0	2	7	+7
UAlbany	5	14	0	0	-14
NC A&T	1	0	0	0	0
Elon	2	0	0	0	0
Stony Brook	1	0	1	6	+6
UNH	1	0	4	14	+14
Towson	2	0	0	0	0
Delaware	1	7	3	14	+7
Youngstown State	1	3	2	14	+11
<b>TOTAL</b>	<b>18</b>	<b>34</b>	<b>16</b>	<b>76</b>	<b>+42</b>

### CAREER INTERCEPTIONS

Player	INT	Return Yards	Long	TD
Danny Abraham	6	133	69	1
Elijah Glover	4	130	78	1
Kshawn Schulters	3	50	48	0
Tyrell Mims	3	0	0	0
Jalen Goodman	2	104	81	1
Christian Sapp	2	0	0	0
Ty Trinh	2	18	18	0
Isas Waxter	2	0	0	0
Shane Hartzell	1	19	19	0
Brendan Bell	1	17	17	0
Jake Green	1	4	4	0
Ethan Potter	1	1	1	0

### CAREER FUMBLES

Player	FF	FR	Return Yards	TD
Danny Abraham	1	2	0	0
Brendan Bell	1	1	0	0
TD Ayo-Durojaiye	0	1	0	1
Timmy Furgeson	1	1	0	0
Camden Gagnon	2	0	0	0
Jalen Goodman	1	1	0	0
Elijah Glover	1	1	40	0
Shane Hartzell	1	0	0	0
Richie Kimmel	0	1	0	0
Tyrell Mims	0	2	0	0
Chandon Pierre	1	0	0	0
Ethan Potter	1	1	0	0
Jake Reichwein	3	1	0	0
Christian Sapp	1	0	0	0
Ty Trinh	1	2	0	0

### CAREER BLOCKED KICKS

Player	Type	Opponent	Date
Brendan Bell	Punt	UAlbany	10.16.21
Richie Kimmel	Punt	Delaware	11.19.22
Devon Marshall	Punt	Delaware	11.19.22
Tyrell Mims	Punt	William & Mary	10.30.21
John Rhodan	PAT	Rhode Island	9.23.23

### CAREER 100-YARD RUSHING GAMES

Player	Yds.	Att.	TD	Opp.	Date
TD Ayo-Durojaiye	110	16	1	LIU	9.10.22
TD Ayo-Durojaiye	106	11	0	Richmond	10.15.22
TD Ayo-Durojaiye	136	20	1	UAlbany	10.22.22
TD Ayo-Durojaiye	112	25	0	Hampton	10.29.22
<b>TD Ayo-Durojaiye</b>	<b>103</b>	<b>7</b>	<b>1</b>	<b>URI</b>	<b>9.23.23</b>
DeeWil Barlee	131	22	1	Stony B.	10.26.19
DeeWil Barlee	114	18	1	Rich.	11.9.19
DeeWil Barlee	177	18	1	LIU	9.10.22
<b>DeeWil Barlee</b>	<b>102</b>	<b>11</b>	<b>1</b>	<b>Lehigh</b>	<b>9.2.23</b>
Jalen Jackson	104	12	2	URI	10.23.21
Jalen Jackson	103	11	2	Stony B.	11.13.21
Jalen Jackson	187	28	3	Monmouth	9.24.22
<b>Jalen Jackson</b>	<b>144</b>	<b>8</b>	<b>2</b>	<b>Lehigh</b>	<b>9.2.23</b>
<b>Jalen Jackson</b>	<b>145</b>	<b>19</b>	<b>2</b>	<b>UNH</b>	<b>11.4.23</b>
<b>Jalen Jackson</b>	<b>130</b>	<b>9</b>	<b>0</b>	<b>Delaware</b>	<b>11.18.23</b>
<b>Isaiah Ragland</b>	<b>126</b>	<b>15</b>	<b>0</b>	<b>Elon</b>	<b>10.14.23</b>
Connor Watkins	130	11	2	Hampton	10.29.22
<b>Connor Watkins</b>	<b>113</b>	<b>10</b>	<b>3</b>	<b>URI</b>	<b>9.23.23</b>
<b>Connor Watkins</b>	<b>125</b>	<b>13</b>	<b>0</b>	<b>Elon</b>	<b>10.14.23</b>

### CAREER 100-YARD RECEIVING GAMES

Player	Yds.	Rec.	TD	Opp.	Date
Dez Boykin	110	6	0	W&M	11.12.22
Jaaron Hayek	108	6	2	Towson	9.21.19
Jaaron Hayek	105	6	1	SELA	11.30.19
Jaaron Hayek	127	8	1	Rich.	9.18.21
Jaaron Hayek	115	6	1	W&M	10.30.21
Jaaron Hayek	117	5	1	Dela.	11.20.21
Jaaron Hayek	141	6	2	Lehigh	9.2.22
Jaaron Hayek	120	4	0	LIU	9.10.22
Jaaron Hayek	136	6	0	Monmouth	9.24.22
Jaaron Hayek	159	5	4	Maine	10.1.22
<b>Jaaron Hayek</b>	<b>102</b>	<b>5</b>	<b>2</b>	<b>Stony B.</b>	<b>10.28.23</b>
<b>Jaaron Hayek</b>	<b>121</b>	<b>6</b>	<b>2</b>	<b>Delaware</b>	<b>11.18.23</b>
Rayjuon Pringle	171	9	1	Stony B.	3.6.21
Rayjuon Pringle	107	4	2	Penn St.	9.25.21
Rayjuon Pringle	132	8	1	JMU	10.9.21
Rayjuon Pringle	105	7	0	Elon	11.6.21
Rayjuon Pringle	143	4	2	UAlbany	10.22.22
<b>Rayjuon Pringle</b>	<b>168</b>	<b>3</b>	<b>1</b>	<b>Colgate</b>	<b>9.9.23</b>
<b>Rayjuon Pringle</b>	<b>196</b>	<b>5</b>	<b>1</b>	<b>Stony B.</b>	<b>10.28.23</b>
<b>Rayjuon Pringle</b>	<b>104</b>	<b>4</b>	<b>1</b>	<b>UNH</b>	<b>11.4.23</b>
<b>Rayjuon Pringle</b>	<b>180</b>	<b>5</b>	<b>2</b>	<b>Towson</b>	<b>11.11.23</b>
Jaylan Sanchez	128	2	0	Colgate	9.9.23
Jaylan Sanchez	158	6	2	NC A&T	10.7.23
<b>Jaylan Sanchez</b>	<b>103</b>	<b>4</b>	<b>1</b>	<b>Stony B.</b>	<b>10.28.23</b>

### CAREER 300-YARD PASSING GAMES

Player	Yds.	C-A-I	TD	Opp.	Date
Connor Watkins	310	8-11-0	2	Colgate	9.9.23
Connor Watkins	361	13-19-0	4	Stony B.	10.28.23

### CAREER DOUBLE DIGIT TACKLE GAMES

Player	TOT	UA-A	Opp.	Date
Brendan Bell	10	5-5	Towson	11.5.22
Brendan Bell	12	9-3	Delaware	11.19.22
<b>Brendan Bell</b>	<b>14</b>	<b>8-6</b>	<b>UNH</b>	<b>11.4.23</b>
<b>Brendan Bell</b>	<b>12</b>	<b>4-8</b>	<b>Delaware</b>	<b>11.18.23</b>
Jalen Goodman	13	10-3	URI	3.13.21
Jalen Goodman	12	10-2	Holy Cr.	12.3.21
Jalen Goodman	12	5-7	Delaware	11.19.22
Shane Hartzell	15	8-7	Richmond	10.15.22
Shane Hartzell	10	6-4	Delaware	11.19.22
<b>Shane Hartzell</b>	<b>10</b>	<b>4-6</b>	<b>UNH</b>	<b>11.4.23</b>
<b>Shane Hartzell</b>	<b>14</b>	<b>7-7</b>	<b>YSU</b>	<b>12.2.23</b>
Ethan Potter	11	4-7	Maine	10.1.22
Ethan Potter	11	6-5	Richmond	10.15.22
<b>Ty Trinh</b>	<b>12</b>	<b>7-5</b>	<b>UNH</b>	<b>11.4.23</b>

# VILLANOVA FOOTBALL GAME NOTES

## DEFENSE/SPECIAL TEAMS TOUCHDOWNS

(since becoming an FCS member in 1985)

PLAY	TDs
<b>DEFENSE (67)</b>	
Interception Return.....	43
Fumble Return.....	18
Blocked Punt Return.....	5
Blocked Field Goal Return.....	1
<b>SPECIAL TEAMS (17)</b>	
Kick Return.....	15
Punt Return.....	2
<b>TOTAL .....</b>	<b>84</b>

## LONGEST TOUCHDOWNS BY TYPE

### Interception Return

100 yards by Rob Rolle on September 17, 2016 vs. Towson

### Fumble Return

99 yards by Jaquan Amos on October 7, 2017 vs. Maine

### Return of Blocked Punt

33 yards by Ademole Turner on September 21, 1996 vs. Fordham

### Return of Blocked Field Goal

73 yards by Craig James on September 28, 2013 vs. Penn

### Kick Return

100 yards by Nowoola Awopetu on November 9, 2019 vs. Richmond

### Punt Return

66 yards by Poppy Livers on October 20, 2012 vs. Georgia State

## DEFENSIVE/SPECIAL TEAMS TDS BY YEAR

### DEFENSE

4 .....	2000, 2016, 2017, 2019
3 .....	2004, 2005, 2007, 2009, 2012, 2013
2 .....	1986 1989, 1991, 1992, 1994, 1996, 1999, 2003, 2008, 2010, 2011, 2014, 2018, 2021
1 .....	1997, 1998, 2001, 2022, 2023

### SPECIAL TEAMS

2 .....	2000, 2010
1 .....	1996, 1997, 1998, 2001, 2002, 2003, 2004, 2007, 2008, 2009, 2012, 2017, 2019

## DEFENSIVE/SPECIAL TEAMS TDS BY MONTH

August .....	3
September .....	35
October .....	21
November .....	22
December .....	3

## DEFENSIVE/SPECIAL TEAMS TDS BY PLAYER

DEFENSIVE TOUCHDOWNS	TDs
Jaquan Amos .....	4
Jimmy Pitts.....	3
Ronnie Akins .....	2
Nowoola Awopetu .....	2
Brian Barajas .....	2
Eric Loper .....	2
Rob Rolle .....	2
Joe Sarnese .....	2
Jeff Steeb .....	2
Daryl Stewart.....	2
<b>Danny Abraham.....</b>	<b>1</b>
Darrell Adams .....	1
<b>TD Ayo-Durojaiye .....</b>	<b>1</b>
Rodney Badger .....	1
Christian Benford.....	1
Austin Calitro .....	1
Clarence Curry .....	1
Chris Curtis.....	1
John Dempsey .....	1
Curtis Eller.....	1
Brennan Erbeznik.....	1
<b>Jalen Goodman.....</b>	<b>1</b>
Sean Goodrich .....	1
Mike Hoffman .....	1
Brian Hulea .....	1
Keeling Hunter.....	1
Craig James .....	1
Gary Johnson .....	1
Marlon Johnson.....	1
Joe Keating.....	1
Salim Koroma .....	1
Tanoh Kpassagnon .....	1
Tim Kukucka .....	1
DeLonne Kelly .....	1
Kevin Long.....	1
Jason McMillion .....	1
Jerry Miles .....	1
Martel Moody.....	1
Steven Neugebauer.....	1
Osayi Osunde .....	1
Delmon Robertson.....	1
Bobby Rosato .....	1
Dan Silva .....	1
Kwesi Solomon.....	1
Rich Spugnardi.....	1
Terence Taylor.....	1
Elijah Trent.....	1
Ademole Turner .....	1
Ray Ventrone .....	1
Ross Ventrone.....	1
Curtis Waltman .....	1
Aaron Weems .....	1
Darrel Young .....	1

### SPECIAL TEAMS TOUCHDOWNS

SPECIAL TEAMS TOUCHDOWNS	TDs
Brian Westbrook.....	5
Angelo Babbaro.....	3
Martin Gibson.....	3
Matt Szczur .....	2
Nowoola Awopetu .....	1
Poppy Livers.....	1
Taurus Phillips .....	1
Ademole Turner.....	1

# VILLANOVA FOOTBALL GAME NOTES

## SINGLE GAME HIGHS

### INDIVIDUAL SINGLE GAME HIGHS

Category	No.	Player
Rushes	19	Jalen Jackson at New Hampshire
Rushing Yards	145	Jalen Jackson at New Hampshire
Rushing TDs	3	Watkins vs. URI/Ayo-Durojaiye vs. Elon
Long Rush	66	Jalen Jackson at Lehigh
Pass Attempts	31	Connor Watkins at UAlbany
Pass Completions	17	Connor Watkins at UAlbany/at Delaware
Passing Yards	361	Connor Watkins vs. Stony Brook
Passing TDs	4	Connor Watkins vs. Stony Brook
Long Pass	79	Connor Watkins vs. Towson
Receptions	6	5x
Receiving Yards	196	Rayjuon Pringle vs. Stony Brook
Receiving TDs	2	5x
Long Reception	79	Rayjuon Pringle vs. Towson
Field Goals	3	Matthew Mercurio at N.C. A&T
Long Field Goal	44	Matthew Mercurio at UAlbany/at UNH
Punts	9	Nathan Fondacaro at UCF
Punting Average	52.0	Nathan Fondacaro vs. Towson
Long Punt	57	Nathan Fondacaro vs. Rhode Island
Punts Inside 20	2	Nathan Fondacaro at UCF
Long Punt Return	13	Rayjuon Pringle at UCF
Long Kick Return	47	TD Ayo-Durojaiye at New Hampshire
Long INT Return	81	Jalen Goodman vs. Rhode Island
Long FR Return	40	Elijah Glover at New Hampshire
Tackles	14	Bell at UNH; Hartzell vs. YSU
Tackles For Loss	2.0	6x
Sacks	1.0	21x
Interceptions	1	13x

### OPPONENT SINGLE GAME HIGHS

Category	No.	Player
Rushes	19	Dylan Laube, New Hampshire
Rushing Yards	132	Dylan Laube, New Hampshire
Rushing TDs	2	3x
Long Rush	75	Laube, New Hampshire; Watkins, Towson
Pass Attempts	44	Mitch Davidson, Youngstown State
Pass Completions	27	Brosmer, UNH; Davidson, YSU
Passing Yards	321	Timmy McClain, UCF
Passing TDs	3	Poffenbarger, UAlbany; Davidson, YSU
Long Pass	58	Timmy McClain, UCF
Receptions	11	Anthony Johnson, Stony Brook
Receiving Yards	147	Kobe Hudson, UCF
Receiving TDs	2	Joey Farthing, Youngstown State
Long Reception	58	Kobe Hudson, UCF
Field Goals	2	4x
Long Field Goal	42	John Opalko, UAlbany
Punts	8	Banks-Altekruse, Lehigh; Taylor, Stony Brook
Punting Average	50.0	Kyle Romenick, Elon
Long Punt	61	Kyle Romenick, Elon
Punts Inside 20	4	Ben Banks-Altekruse, Lehigh
Long Punt Return	29	Xavier Townsend, UCF
Long Kick Return	94	Taycon Cooke, North Carolina A&T
Long INT Return	47	Max Oxendine, New Hampshire
Long FR Return	0	4x
Tackles	14	Brandon Tyson, Elon
Tackles For Loss	3.0	Tre'mon Morris-Brash, UCF/A.J. Simon, UAlbany
Sacks	3.0	A.J. Simon, UAlbany
Interceptions	1	9x

### TEAM SINGLE GAME HIGHS

Category	No.	Villanova
Rushes	63	Elon
Rushing Yards	440	Elon
Yards Per Rush	9.2	at Lehigh
Rushing TDs	5	Rhode Island, Youngstown State
Pass Attempts	31	at UAlbany
Pass Completions	17	at UAlbany/Stony Brook/at Delaware
Passing Yards	398	Stony Brook
Yards Per Pass	28.2	Colgate
Passing TDs	4	Stony Brook
Total Plays	75	at North Carolina A&T
Total Offense	556	Stony Brook
Yards Per Play	11.3	Stony Brook
Points	48	Stony Brook
First Downs	28	Towson
Penalties	12	Rhode Island
Penalty Yards	105	Rhode Island
Turnovers	5	at UAlbany
Sacks	3	4x
Interceptions	3	at New Hampshire/at Delaware
Punts	9	at UCF
Punting Average	52.0	Towson
Third Down Pct.	66.7% (8-12)	Rhode Island
Fourth Down Pct.	100.0% (2-2)	at Lehigh
	100.0% (2-2)	at UCF
	100.0% (1-1)	Colgate

### OPPONENT SINGLE GAME HIGHS

Category	No.	Opponent
Rushes	54	UCF
Rushing Yards	251	UCF
Yards Per Rush	6.6	Towson
Rushing TDs	4	UCF
Pass Attempts	44	Youngstown State
Pass Completions	27	New Hampshire, Youngstown State
Passing Yards	349	UCF
Yards Per Pass	10.6	UCF
Passing TDs	3	UAlbany, Youngstown State
Total Plays	87	UCF
Total Offense	600	UCF
Yards Per Play	6.9	UCF
Points	48	UCF
First Downs	31	UCF
Penalties	9	New Hampshire
Penalty Yards	89	Delaware
Turnovers	4	New Hampshire
Sacks	7	UAlbany
Interceptions	2	UAlbany
Punts	8	Lehigh/Stony Brook
Punting Average	50.0	Elon
Third Down Pct.	57.1% (8-14)	UAlbany
Fourth Down Pct.	75.0% (3-4)	Youngstown State



# VILLANOVA FOOTBALL GAME NOTES

## THE LAST TIME VILLANOVA

VILLANOVA	SPAN OF GAMES	LAST TIME	VILLANOVA	SPAN OF GAMES	LAST TIME
<b>Scoring</b>			<b>PASSING</b>		
50-59	34	55 vs. Bucknell (9.11.2021)	300-399 yards	4	361, Connor Watkins vs. Stony Brook (10.28.2023)
60-69	196	63 vs. William & Mary (10.6.2007)	400+ yards	247	460, Brett Gordon vs. Delaware (11.23.2002)
70+	1,201	NEVER	40-49 attempts	33	40, Daniel Smith vs. Richmond (9.18.2021)
<10	14	3 at Towson (11.5.2022)	50+ attempts	217	54, Frank Jankowski vs. Richmond (10.8.2005)
<7	14	3 at Towson (11.5.2022)	25-29 completions	33	26, Daniel Smith vs. Richmond (9.18.2021)
Shutout by	56	0-34 vs. New Hampshire (10.27.2018)	30-39 completions	212	30, Frank Jankowski vs. JMU (11.12.2005)
Shutout by (CAA)	56	0-34 vs. New Hampshire (10.27.2018)	40+ completions	254	40, Brett Gordon vs. JMU (9.28.2002)
Shutout by (home)	56	0-34 vs. New Hampshire (10.27.2018)	3 passing TDs	2	3, Connor Watkins vs. Towson (11.11.2023)
Shutout by (road)	81	0-23 vs. Richmond (10.15.2016)	4 passing TDs	4	4, Connor Watkins vs. Stony Brook (10.28.2023)
Shutout opponent	5	21-0 vs. Elon (10.14.2023)	5 passing TDs	41	5, Daniel Smith vs. Delaware (11.23.2019)
Shutout (home)	5	21-0 vs. Elon (10.14.2023)	6 passing TDs	281	6, Chris Boden vs. Delaware (11.20.1999)
Shutout (road)	26	35-0 at Elon (11.6.2021)	Consecutive 300+	217	3 straight, Frank Jankowski (9.24 - 10.8.2005)
Shutout (CAA)	5	21-0 vs. Elon (10.14.2023)	50-59 yard pass	1	51, Connor Watkins at Delaware (11.18.2023)
<b>Rushing</b>			60-69 yard pass	0	64, Connor Watkins vs. YSU (12.2.2023)
300-399 Yards	21	365 at LIU (9.10.2022)	70-79 yard pass	2	79, Connor Watkins vs. Towson (11.11.2023)
400+ Yards	5	440 vs. Elon (10.14.2023)	80-89 yard pass	20	80, Connor Watkins vs. UAlbany (10.22.2022)
<100 Yards	7	71 at UAlbany (9.30.2023)	90-99 yard pass	60	90, Zach Bednarczyk vs. Bucknell (9.22.2018)
<0 Yards	205	-39 vs. Maine (10.14.2006)	100+ yard pass	1,201	NEVER
<b>Passing</b>			<b>RECEIVING</b>		
300-399 Yards	2	300 vs. Towson (11.11.2023)	100-199 yards	1	Jaaron Hayek (121) at Delaware (11.18.2023)
400-499 Yards	218	418 vs. New Hampshire (10.1.2004)	200+ yards	41	236, Changa Hodge vs. Delaware (11.23.2019)
<b>Total Offense</b>			2 players 100+	10	Pringle (168), Sanchez (128) vs. Colgate (9.9.2023)
500-599 Yards	2	555 vs. Towson (11.11.2023)	3 players 100+	4	Pringle (191), Sanchez (103), Hayek (102) vs. Stony B. (10.28.2023)
600-699 Yards	60	609 vs. Bucknell (9.22.2018)	10 receptions	205	10, Duquesne May vs. Maine (10.14.2006)
700+ Yards	752	706 vs. North Carolina State (11.19.1949)	11 receptions	149	11, Matt Szczur vs. Stephen F.A. (12.4.2.2010)
<200 Yards	14	153 at Towson (11.5.2022)	12-14 receptions	258	12, Brian White vs. Rutgers (8.31.2002)
<100 Yards	387	87 vs. New Hampshire (11.3.1990)	15 receptions	299	15, Brian Westbrook vs. N' eastern (10.10.1998)
30+ first downs	41	30 vs. Delaware (11.23.2019)	16 receptions	303	16, Brian Finneran vs. Y'town State (12.6.1997)
<b>100+ penalty yards</b>	8	12-105 vs. Rhode Island (9.23.2023)	Consecutive 100+	2	3 straight, Rayjuon Pringle (10.28 - 11.11.2023)
2 fumbles lost	12	2 vs. Delaware (11.19.22)	50-59 yard catch	1	51, Jaaron Hayek at Delaware (11.18.2023)
3+ fumbles lost	7	3 at UAlbany (9.30.2023)	60-69 yard catch	0	64, Jaylan Sanchez vs. YSU (12.2.2023)
Scored a safety	2	1 vs. Towson (11.11.2023)	70-79 yard catch	2	69, Rayjuon Pringle vs. Towson (11.11.2023)
Scored two safeties	125	2 vs. James Madison (11.10.2012)	80-89 yard catch	16	80, Rayjuon Pringle vs. UAlbany (10.22.2022)
Allowed a safety	16	1 vs. UAlbany (10.22.2022)	90-99 yard catch	60	90, Josh McGrigg vs. Bucknell (9.22.2018)
Forced 5 TO	35	6 at Lehigh (9.4.2021)	100+ yard catch	1,201	NEVER
Forced 6+ TO	35	6 at Lehigh (9.4.2021)	3 receiving TDs	148	3, Norman White vs. Stephen F.A. (12.4.2010)
Committed 5+ TO	7	5 at UAlbany (9.30.2023)	4 receiving TDs	18	4, Jaaron Hayek vs. Maine (10.1.2022)
4+ interceptions	35	4 at Lehigh (9.4.2021)	5 receiving TDs	544	5, Mike Siani vs. Xavier (10.30.1971)
Forced 2 fumbles	22	2 vs. Lehigh (9.2.2022)	<b>SPECIAL TEAMS</b>		
Forced 3 fumbles	29	3 vs. Rhode Island (10.23.2021)	50+ yard field goal	284	50, Casey Hannon vs. JMU (10.1.1999)
Forced 4+ fumbles	106	4 vs. Rhode Island (10.11.2014)	45-49 yard field goal	12	45, Matthew Mercurio vs. W&M (11.12.2022)
Recovered 2 fumbles	12	2 vs. Delaware (11.19.22)	40-44 yard field goal	3	44, Matthew Mercurio at UNH (11.4.2023)
Recovered 3+ fumbles	29	3 vs. Rhode Island (10.23.2021)	Made 3+ field goals	6	3, Matthew Mercurio at N.C. A&T (10.7.2023)
2+ defensive TDs	55	2 INT returns vs. Richmond (11.3.2018)	Made 7+ PATs	34	7, William Bartel vs. Bucknell (9.11.2021)
Defense/ST TDs	72	2 INT returns/1 PR vs. Lafayette (9.16.2017)	Missed PAT	4	1, Matthew Mercurio vs. Stony Brook (10.28.2023)
Consecutive games non-off. TD	50	3 straight, vs. Colgate/Lehigh/Bucknell (8.24 - 9.14.2019)	70+ yard punt	50	75, John Hinchin at Bucknell (9.14.2019)
5 total TD's in a game	1	5 at Delaware (11.18.2023)	60-69 yard punt	37	68, Nathan Fondacaro at Maine (4.3.2021)
6 total TD's in a game	0	6 vs. Youngstown State (12.2.2023)	Kickoff return TD	43	100, Nowoola Awopetu vs. Richmond (11.9.2019)
7+ total TD's in a game	4	7 vs. Stony Brook (10.28.2023)	Punt return TD	30	15, TD Ayo-Durojaiye at UAlbany (10.16.2021)
Recovered onside kick	6	at N.C. A&T (10.7.2023)	2+ kick return TD	1,201	NEVER
Defensive 2-point conv.	331	vs. William & Mary (10.28.1995)	Start game kick return TD	42	100, Nowoola Awopetu vs. Richmond (11.9.2019)
Walk-Off Win	16	vs. UAlbany (10.22.2022)	Consecutive games non-off. TD	??	Has not happened since FB reinstated in 1985
<b>RUSHING</b>			2-point conversion	12	Connor Watkins (rush) vs. Delaware (11.19.22)
100-199	1	130, Jalen Jackson at Delaware (11.18.2023)	Blocked a PAT	8	John Rhodan vs. Rhode Island (9.23.2023)
200-299	116	214, John Robertson vs. Maine (10.26.2013)	Blocked a FG	58	Jafonta Johnson vs. Maine (10.6.2018)
300+	1,201	NEVER	Blocked a punt	12	Richie Kimmel vs. Delaware (11.19.22)
2 players 100+	5	Ragland (126), Watkins (125) vs. Elon (10.14.2023)	TD on blocked FG	120	73, Craig James vs. Stony Brook (9.28.2013)
30+ attempts	112	34, John Robertson vs. Syracuse (8.29.2014)	TD on blocked punt	29	TD Ayo-Durojaiye at UAlbany (10.16.2021)
Consecutive 100+	15	3 straight, TD Ayo-Durojaiye (10.15 - 10.29.2022)	<b>DEFENSE</b>		
Consecutive 200+	116	2 straight, John Robertson (10.19 - 10.26.2013)	10-14 tackles	0	14, Shane Hartzell vs. Youngstown St. (12.2.2023)
50-59 yard rush	1	55, Jalen Jackson at Delaware (11.18.2023)	15-19 tackles	17	15, Shane Hartzell at Richmond (10.15.2022)
60-69 yard rush	8	63, TD Ayo-Durojaiye vs. URI (9.23.2023)	20+ tackles	23	21, Forrest Rhyne vs. S. Dakota St. (12.11.2021)
70-79 yard rush	16	75, Connor Watkins vs. Hampton (10.29.2022)	5+ TFL	185	5.5, Greg Miller vs. Richmond (9.27.2008)
80-89 yard rush	26	83, Justin Covington vs. Stony Brook (11.13.2021)	3+ sacks	80	3.5, Ed Shockley vs. UAlbany (10.22.2016)
90-99 yard rush	403	90, Mike Jones vs. Columbia (9.23.1989)	2+ interceptions	34	Christian Benford vs. Bucknell (9.11.2021)
100+ yard rush	1,138	110, John Powers vs. Fordham (10.15.1902)	3+ fumble recoveries	230	3, Darrell Adams vs. James Madison (9.17.2004)
3 rushing TDs	5	3, TD Ayo-Durojaiye vs. Elon (10.14.2023)	2 fumble recoveries	55	2, Chucky Smith vs. Richmond (11.3.2018)
4 rushing TDs	37	4, Justin Covington at Maine (4.3.2021)	INT return TD	1	1, Danny Abraham at Delaware (11.18.2023)
			2 INT return TDs	55	Nowoola Awopetu vs. Richmond (11.3.2018)
			Fumble return TD	69	Jaquan Amos vs. Maine (10.7.2017)

# VILLANOVA FOOTBALL GAME NOTES

## THE LAST TIME THE OPPONENT

OPPONENT	SPAN OF GAMES	LAST TIME	OPPONENT	SPAN OF GAMES	LAST TIME
<b>Scoring</b>			<b>RECEIVING</b>		
50-59	227	51 by New Hampshire (10.2.2004)	100-199 yards	0	105 by Max Tomczask, YSU (12.2.2023)
60-69	1,017	62 by Army (11.15.1919)	200+ yards	68	205 by Korte Weeks, Elon (10.28.2017)
70-79	1,066	71 by Penn State (11.9.1912)	3 players 100+	40	Turner (173), Schwebel (119), Conner (102), SELA (11.30.2019)
80+	803	83 by Army (11.4.1944)	2 players 100+	32	Washington (148), Dotson (117), Penn State (9.25.2021)
<10	1	7 by Delaware (11.18.2023)	10+ receptions	3	10 by Dylan Laube, UNH (11.4.2023)
<7	5	0 by Elon (10.14.2023)	50-59 yard catch	9	58 by Kobe Hudson (9.16.2023)
<b>Rushing</b>			60-69 yard catch	32	67 by Parker Washington, Penn State (9.25.2021)
300+ Yards	14	371 by William & Mary (11.12.2022)	70-79 yard catch	59	76 by Shane Leatherbury, Towson (9.15.2018)
400+ Yards	31	472 by Army West Point (9.17.2022)	80-89 yard catch	30	83 by KeAndre Lambert-Smith, Penn State (9.25.2021)
<100 Yards	0	82 by Youngstown State (12.2.2023)	90-99 yard catch	162	98 by Cameron Dohse, W&M (12.11.2009)
<0 Yards	34	-12 by Lehigh (9.4.2021)	100+ yard catch	1,201	NEVER
<b>Passing</b>			3+ touchdowns	218	3 by David Ball, UNH (10.1.2005)
300-399 Yards	9	349 by UCF (9.16.2023)	<b>SPECIAL TEAMS</b>		
400-499 Yards	32	429 by Penn State (9.25.2021)	50+ yard field goal	58	52 by Kenny Doak, Maine (10.6.2018)
500-599 Yards	40	508 by Southeastern La. (11.30.2019)	40-49 yard field goal	7	42 by John Opalko, UAlbany (9.30.2023)
<b>Total Offense</b>			Made 3 field goals	45	3 by Nick Courtney, Stony B. (10.26.19)
500-599 Yards	13	582 William & Mary (11.12.2022)	Made 4+ field goals	136	4 by Sean Baner, Delaware (11.19.2011)
600-699 Yards	9	600 by UCF (9.16.2023)	Made 7+ PATs	19	7 by Vincenzo Rea, Monmouth (9.24.2022)
700+ Yards	409	708 by New Hampshire (11.5.1988)	Missed PAT	8	1 by Ty Groff (blocked), URI (9.23.2023)
<200 Yards	6	172 by N.C. A&T (10.7.2023)	70+ yard punt	12	75 by Ben Dinkel, Delaware (11.19.2022)
<100 Yards	5	99 by Elon (10.14.2023)	60-69 yard punt	5	61 by Kyle Romenick, Elon (10.14.2023)
30+ first downs	9	31 by UCF (9.16.2023)	Kickoff return TD	6	94 by Taymon Cooke, N.C. A&T (10.7.2023)
100+ penalty yards	16	115 by UAlbany (10.22.2022)	Punt return TD	14	77 by D'Ago Hunter, Towson (11.5.2022)
2 fumbles lost	12	2 by Delaware (11.19.2022)	2 Punt Return TDs	57	89/81 by D'Angelo Amos, JMU (10.13.2018)
3+ fumbles lost	29	3 by Rhode Island (10.23.2021)	2+ kick return TD	??	Believed to be never based on available data
Scored a safety	16	1 by UAlbany (10.22.2022)	Start game kick return TD	88	98 by Brandon Ravenel, JMU (11.21.2015)
4+ interceptions	28	4 by William & Mary (10.30.2021)	Recovered onside kick	3	New Hampshire (11.4.2023)
Forced 2 fumbles	21	2 by South Dakota State (12.11.2021)	2-point conversion	0	Bryce Oliver, Youngstown St. (12.2.2023)
Forced 3 fumbles	6	3 by North Carolina A&T (10.7.2023)	Blocked a PAT	4	Jalen Hoyle, Stony Brook (10.28.2023)
Forced 4+ fumbles	7	5 by UAlbany (9.30.2023)	Blocked a FG	45	D'Angelo Amos, JMU (10.12.2019)
2 non-offensive TDs	59	2 punt returns by JMU (10.13.2018)	Blocked a punt	39	Anthony Del Negro, Stony Brook (3.6.2021)
2 defensive TDs	88	2 (IR/FR) by JMU (11.21.2015)	TD on blocked FG	63	74 by Kimere Brown, Temple (9.1.2018)
Defense/ST TDs	88	3 (KOR/IR/FR) by JMU (11.21.2015)	TD on blocked punt	152	0 by Willie McGinnis, URI (11.6.2010)
Offense/ST TDs	88	2 by Brandon Ravenel (KOR, receiving), JMU (11.21.2015)	<b>DEFENSE</b>		
3+ TD's in a game	20	3 by Tyhier Tyler, Army West Point (9.17.2022)	10-14 tackles	2	13 by Daniel Raymond, Towson (11.11.2023)
<b>RUSHING</b>			15+ tackles	20	15 by Antwan Spencer, LIU (9.10.2022)
100-199	3	132 by Dylan Laube, UNH (11.4.2023)	5+ TFL	44	5.0 by John Daka, JMU (10.12.2019)
200-299	19	211 by Jaden Shirden, Monmouth (9.24.2022)	3+ sacks	7	3.0 by A.J. Simon, UAlbany (9.30.2023)
300+	1,201	NEVER	2+ interceptions	20	3 by Victor Nelson Jr., LIU (9.10.2022)
2 players 100+	124	Maysonet (160), Coker (107), Stony B. (11.24.2012)	3 interceptions	20	3 by Victor Nelson Jr., LIU (9.10.2022)
30+ attempts	7	33 by Khalid Abdullah, JMU (11.12.2016)	2+ fumble recoveries	28	2 by Semaj Brown, UAlbany (10.16.2021)
50-59 yard rush	13	55 by Darius Wilson, W&M (11.12.2022)	INT return TD	44	MJ Hampton, JMU (10.12.2019)
60-69 yard rush	37	61 by Kevin Brown Jr., URI (3.13.2021)	Fumble return TD	59	Troy Vincent, Towson (9.15.2018)
70-79 yard rush	2	75 by Chris Watkins, Towson (11.11.2023)			
80-89 yard rush	215	85 by Jayson Davis, URI (10.22.2005)			
90+ yard rush	237	95 by Wendall Williams, URI (10.11.2003)			
3 rushing TDs	20	3 by Tyhier Tyler, Army West Point (9.17.2022)			
4 rushing TDs	38	4 by Kevin Brown Jr., URI (3.13.2021)			
<b>PASSING</b>					
300-399 yards	9	321 by Timmy McClain, UCF (9.16.2023)			
400-499 yards	32	401 by Sean Clifford, Penn St. (9.25.2021)			
500+ yards	267	538 by Ricky Santos, UNH (10.2.2004)			
40-49 attempts	0	44 by Mitch Davidson, YSU (12.2.2023)			
50+ attempts	12	59 by Nolan Henderson, Delaware (11.19.2022)			
30-39 completions	12	37 by Nolan Henderson, Delaware (11.19.2022)			
40+ completions	165	42 by Pat Devlin, Delaware (11.21.2009)			
3 passing TDs	0	3 by Mitch Davidson, YSU (12.2.2023)			
4 passing TDs	32	4 by Sean Clifford, Penn State (9.25.2021)			
5 passing TDs	187	5 by Pat White, West Virginia (8.30.2008)			
6 passing TDs	227	6 by Ricky Santos, UNH (10.2.2004)			
50-59 yard pass	9	58 by Timmy McClain, UCF (9.16.2023)			
60-69 yard pass	32	67 by Sean Clifford, Penn State (9.25.2021)			
70-79 yard pass	60	76 by Tom Flacco, Towson (9.15.2018)			
80-89 yard pass	32	83 by Sean Clifford, Penn State (9.25.2021)			
90-99 yard pass	162	98 by R.J. Archer, W&M (12.11.2009)			
100+ yard pass	1,201	NEVER			



# VILLANOVA FOOTBALL GAME NOTES

## CAREER HIGHS

### DANNY ABRAHAM

<b>Points</b>	6 vs. Howard (10.5.19)
<b>Touchdowns</b>	6 at Delaware (11.18.23)
	1 vs. Howard (10.5.19)
	1 at Delaware (11.18.23)
Rush Attempts	6 vs. Howard (10.5.19)
Rushing Yards	35 vs. Howard (10.5.19)
Long Rush	15 vs. Howard (10.5.19)
Rushing Touchdowns	1 vs. Howard (10.5.19)
Total Offense – Plays	6 vs. Howard (10.5.19)
Total Offense	61 vs. Howard (10.5.19)
Punt Returns	1 vs. San Diego (9.15.18)
Punt Return Yards	16 vs. Penn (11.16.19)
Long Punt Return	16 vs. Penn (11.16.19)
<b>All-Purpose Yards</b>	69 at Delaware (11.18.23)
<b>Interceptions</b>	1, 6x
<b>Long INT Return</b>	69 at Delaware (11.18.23)
<b>INT Return TDs</b>	1 at Delaware (11.18.23)
<b>Tackles</b>	8 vs. Colgate (9.9.23)
Tackles For Loss	1.5 vs. UAlbany (10.22.22)
Sacks	1.5 vs. UAlbany (10.22.22)
<b>Forced Fumbles</b>	1 vs. Rhode Island (9.23.23)
Fumble Recoveries	1 at Holy Cross (10.19.19)
	1 vs. Delaware (11.19.22)
Pass Breakups	2 at Columbia (11.6.21)
	2 vs. Lehigh (9.2.22)
<b>Quarterback Hurries</b>	1, 4x

### TEMI AJIROTUTU

<b>Tackles</b>	1 at UCF (9.16.23)
----------------	--------------------

### TD AYO-DUROIAYE

<b>Points</b>	18 vs. Elon (10.14.2023)
<b>Touchdowns</b>	3 vs. Elon (10.14.2023)
Rush Attempts	25 vs. Hampton (10.29.22)
Rushing Yards	136 vs. UAlbany (10.22.22)
Long Rush	70 vs. UAlbany (10.22.22)
<b>Rushing Touchdowns</b>	3 vs. Elon (10.24.2023)
Pass Attempts	1 vs. Stony Brook (10.26.19)
Pass Completions	1 vs. Stony Brook (10.26.19)
Passing Yards	24 vs. Stony Brook (10.26.19)
Passing TDs	1 vs. Stony Brook (10.26.19)
Long Pass	24 vs. Stony Brook (10.26.19)
<b>Receptions</b>	3, 5x
Receiving Yards	46 vs. Richmond (9.18.21)
<b>Receiving Touchdowns</b>	1 at UNH (11.4.23)
Long Reception	35 vs. Richmond (9.18.21)
Total Offense - Plays	25 vs. Hampton (10.29.22)
Total Offense	136 vs. UAlbany (10.22.22)
<b>Kick Returns</b>	4 vs. Colgate (9.9.23)
	4 vs. Youngstown State (12.2.23)
Kick Return Yards	99 vs. Holy Cross (12.3.21)
Long Kick Return	55 vs. Holy Cross (12.3.21)
Punt Return Yards	15 at UAlbany (10.16.21)
Long Punt Return	15 at UAlbany (10.16.21)
Punt Return Touchdowns	1 at UAlbany (10.16.21)
<b>All-Purpose Yards</b>	152 vs. UAlbany (10.22.22)
<b>Tackles</b>	4 at Maine (10.1.22)
Tackles For Loss	1.0 vs. Stony Brook (11.13.21)
Fumble Recoveries	1 at Albany (10.16.21)

### DEE-WIL BARLEE

<b>Points</b>	12 at William & Mary (10.5.19)
	12 vs. Delaware (11.19.22)
<b>Touchdowns</b>	2 at William & Mary (10.5.19)
	2 vs. Delaware (11.19.22)
Rush Attempts	22 vs. Stony Brook (10.26.19)
	22 vs. Delaware (11.19.22)
Rushing Yards	177 at LIU (9.10.22)
Long Rush	78 at Bucknell (9.14.19)
Rushing Touchdowns	2 vs. Delaware (11.19.22)
Receptions	5 vs. William & Mary (10.30.21)
Receiving Yards	50 at New Hampshire (11.2.19)
Receiving Touchdowns	1 at W&M (10.5.19)
<b>Long Reception</b>	35 at New Hampshire (11.2.19)
	35 at UCF (9.16.23)
Total Offense - Plays	22 vs. Stony Brook (10.26.19)
	22 vs. Delaware (11.19.22)
Total Offense	177 at LIU (9.10.22)
All-Purpose Yards	177 at LIU (9.10.22)
Punt Return Yards	4 vs. Maine (9.28.19)
Long Punt Return	4 vs. Maine (9.28.19)
<b>Tackles</b>	2 vs. Colgate (9.9.23)
	2 at UCF (9.16.23)

### BRENDAN BELL

<b>All-Purpose Yards</b>	17 at New Hampshire (11.4.23)
<b>Interceptions</b>	1 at New Hampshire (11.4.23)
<b>Long INT Return</b>	17 at New Hampshire (11.4.23)
Punt Returns	1 at UAlbany (10.16.21)
Punt Return Yards	28 at UAlbany (10.16.21)
Long Punt Return	28 at UAlbany (10.16.21)
<b>Tackles</b>	14 at New Hampshire (11.4.23)
Tackles For Loss	3.0 vs. Delaware (11.19.22)
<b>Sacks</b>	1.0 vs. Rhode Island (9.23.23)
	1.0 at Delaware (11.18.23)
<b>Pass Breakups</b>	1, 5x
<b>Forced Fumbles</b>	1 at New Hampshire (11.4.23)
Fumble Recoveries	1 at LIU (9.10.22)
<b>Quarterback Hurries</b>	3 vs. Youngstown St. (12.2.23)
Blocked Kicks (Punt)	1 at UAlbany (10.16.21)

### MITCHELL BOTHWELL

<b>Receptions</b>	1 vs. Stony Brook (10.28.23)
	1 vs. Towson (11.11.23)
<b>Receiving Yards</b>	7 vs. Towson (11.11.23)
<b>Long Reception</b>	7 vs. Towson (11.11.23)
<b>All-Purpose Yards</b>	7 vs. Towson (11.11.23)

### ETHAN CARR

Pass Attempts	1 at William & Mary (11.12.22)
Total Offense - Plays	1 at W&M (11.12.22)

### MICHAEL CORBI

<b>Tackles</b>	1 at Lehigh (9.4.21)
----------------	----------------------

### LUKE DALY

<b>Receptions</b>	1 vs. Stony Brook (10.28.23)
	1 at New Hampshire (11.4.23)
	1 vs. Youngstown St. (12.2.23)
<b>Receiving Yards</b>	45 vs. Youngstown St. (12.2.23)
<b>Long Reception</b>	45 vs. Youngstown St. (12.2.23)
<b>All-Purpose Yards</b>	45 vs. Youngstown St. (12.2.23)

### ZAHMIR DAWUD

<b>Tackles</b>	2 vs. Stony Brook (10.28.23)
<b>Pass Breakups</b>	1 vs. Stony Brook (10.28.23)

### NATHAN FONDACARO

<b>Points</b>	3 vs. Bucknell (9.11.2021)
Points by Kicking	3 vs. Bucknell (9.11.2021)
Field Goals Made	1 vs. Bucknell (9.11.2021)
Field Goals Attempted	1 vs. Bucknell (9.11.2021)
Long Field Goal	26 vs. Bucknell (9.11.2021)
Rushing Attempts	1 vs. Richmond (11.9.19)
Rushing Yards	minus-15 vs. Richmond (11.9.19)
<b>Pass Attempts</b>	1 vs. Rhode Island (9.23.23)
<b>Total Offense - Plays</b>	1 vs. Richmond (11.9.19)
	1 vs. Rhode Island (9.23.23)
<b>Total Offense - Yards</b>	0 vs. Rhode Island (9.23.23)
All-Purpose Yards	minus-15 vs. UR (11.9.19)
<b>Punts</b>	9 at UCF (9.16.23)
<b>Punting Yards</b>	401 at UCF (9.16.23)
Long Punt	75 at Bucknell (9.14.19)
Kickoffs	9 at Richmond (11.3.18)
	9 vs. Bucknell (9.11.2021)
Kickoff Yards	552 at Richmond (11.3.18)
Kickoff Average	65.0 (3 KO) at Maine (10.6.18)
Touchbacks	4 at Stony Brook (9.29.18)
	4 at Richmond (11.3.18)
<b>Tackles</b>	1, 5x

### TIMMY FURGESON

<b>Tackles</b>	8 at Army West Point (9.17.22)
Tackles For Loss	1.0 vs. Rhode Island (3.13.21)
	1.0 at Maine (4.3.21)
<b>Sacks</b>	1.0 vs. Rhode Island (3.13.21)
	1.0 at Maine (4.3.21)
Forced Fumbles	1 at Maine (4.3.21)
Fumble Recoveries	1 vs. Monmouth (9.24.22)
<b>Quarterback Hurries</b>	1 vs. Bucknell (9.11.21)

### CAMDEN GAGNON

<b>Tackles</b>	8 at Dartmouth (11.19.22)
Tackles For Loss	2.0 at Harvard (9.24.2)
<b>Sacks</b>	1.0, 6x
Pass Breakups	1 at Penn (10.30.21)
	1 vs. Dartmouth (11.20.21)
Forced Fumbles	1 at Bryant (10.2.21)
	1 vs. Colgate (10.9.21)
<b>Quarterback Hurries</b>	2 at Penn (10.30.21)

### JULIAN GLANTZ

<b>Rush Attempts</b>	2 vs. Stony Brook (10.28.23)
Rushing Yards	9 at Maine (10.1.22)
Long Rush	9 at Maine (10.1.22)
<b>Receptions</b>	1 vs. Stony Brook (10.28.23)
<b>Receiving Yards</b>	-3 vs. Stony Brook (10.28.23)
<b>Long Reception</b>	-3 vs. Stony Brook (10.28.23)
<b>Total Offense - Plays</b>	2 vs. Stony Brook (10.28.23)
Total Offense	9 at Maine (10.1.22)
All-Purpose Yards	9 at Maine (10.1.22)
<b>Tackles</b>	1 at N.C. A&T (10.7.23)
	1 vs. Elon (10.14.23)
	1 vs. Stony Brook (10.28.23)



# VILLANOVA FOOTBALL GAME NOTES

## CAREER HIGHS

### ELIJAH GLOVER

Points 6 at Southeastern La. (11.30.19)  
 Touchdowns 1 at Southeastern La. (11.30.19)  
 All-Purpose Yards 78 at SELA (11.30.19)  
 Interceptions 1, 4x  
 Long INT Return 78 at Southeastern La. (11.30.19)  
 INT Return TDs 1 at Southeastern La. (11.30.19)  
 Tackles 9 vs. Delaware (4.17.21)  
 Tackles For Loss 1.0 vs. Lehigh (9.2.22)  
 1.0 vs. Hampton (10.29.22)  
 1.0 at Delaware (11.18.23)  
**Fumble Recoveries 1 at New Hampshire (11.4.23)**  
**Long Fumble Return 40 at UNH (11.4.23)**  
**Pass Breakups 2, 4x**  
 Quarterback Hurries 1 at James Madison (10.9.21)  
 1 at William & Mary (11.12.22)

### JALEN GOODMAN

Points 6 at Maine (10.1.22)  
 Touchdowns 6 at Maine (10.1.22)  
**All-Purpose Yards 81 vs. Rhode Island (9.23.23)**  
 Interceptions 1 at Maine (10.1.22)  
**1 vs. Rhode Island (9.23.23)**  
**Long INT Return 81 vs. Rhode Island (9.23.23)**  
 INT Return TDs 1 at Maine (10.1.22)  
 Tackles 13 vs. Rhode Island (3.13.21)  
 Tackles For Loss 1.5 vs. Bucknell (9.11.21)  
 Forced Fumbles 1 at Maine (4.3.21)  
 1 vs. Monmouth (9.24.22)  
**Fumble Recoveries 1 vs. Rhode Island (9.23.23)**  
 Pass Breakups 2 at Southeastern La. (11.30.19)  
 Quarterback Hurries 1 at Elon (11.6.21)

### JAKE GREEN

All-Purpose Yards 4 at LIU (9.10.22)  
 Interceptions 1 at LIU (9.10.22)  
 Long INT Return 4 at LIU (9.10.22)  
 Kick Returns 1 at James Madison (10.9.21)  
 Kick Return Yards 0 at James Madison (10.9.21)  
 Long Kick Return 0 at James Madison (10.9.21)  
 Tackles 4 vs. Bucknell (9.11.21)  
 Tackles For Loss 1.0 vs. Hampton (10.29.22)  
 1.0 at Towson (11.5.22)  
**1.0 at New Hampshire (11.4.23)**  
 Pass Breakups 1 vs. Rhode Island (10.23.21)  
 1 at Maine (10.1.22)

### JASON HALL

Kickoff Returns 1 vs. Towson (11.11.23)  
 Kickoff Return Yards 0 vs. Towson (11.11.23)  
 Long Kickoff Return 0 vs. Towson (11.11.23)

### SHANE HARTZELL

All-Purpose Yards 19 at New Hampshire (11.4.23)  
 Interceptions 1 at New Hampshire (11.4.23)  
**Long INT Return 19 at New Hampshire (11.4.23)**  
 Tackles 15 at Richmond (10.15.22)  
 Tackles For Loss 2.0 at Richmond (10.15.22)  
 2.0 vs. Delaware (11.19.22)  
 Sacks 1.0, 7x  
 Forced Fumbles 1 at LIU (9.10.22)  
 Pass Breakups 1 at UAlbany (9.30.23)  
 1 at Delaware (11.18.23)  
 1 vs. Youngstown St. (12.2.23)  
 Quarterback Hurries 3 vs. Youngstown St. (12.2.23)

### JAARON HAYEK

Points 24 at Maine (10.1.22)  
 Touchdowns 4 at Maine (10.1.22)  
 Rush Attempts 4 vs. Stony Brook (10.26.19)  
 4 at New Hampshire (11.2.19)  
 Rushing Yards 21 vs. Stony Brook (10.26.19)  
 Long Rush 12 vs. Stony Brook (10.26.19)  
 Pass Attempts 1 vs. Stony Brook (10.26.19)  
 1 vs. Hampton (10.29.22)  
 Pass Completions 1 vs. Stony Brook (10.26.19)  
 Passing Yards 68 vs. Stony Brook (10.26.19)  
 Passing TDs 1 vs. Stony Brook (10.26.19)  
 Long Pass 68 vs. Stony Brook (10.26.19)  
 Receptions 8 vs. Richmond (9.18.21)  
 Receiving Yards 159 at Maine (10.1.22)  
 Receiving Touchdowns 4 at Maine (10.1.22)  
 Long Reception 83 at Maine (10.1.22)  
 Total Offense - Plays 5 vs. Stony Brook (10.26.19)  
 Total Offense 68 vs. Stony Brook (10.26.19)  
 All-Purpose Yards 159 at Maine (10.1.22)  
 Kick Returns 3 at Southeastern La. (11.30.19)  
 Kick Return Yards 37 vs. Stony Brook (10.26.19)  
 Long Kick Return 26 vs. LIU (11.15.19)  
**Punt Returns 2 vs. Elon (10.14.23)**  
**2 vs. Stony Brook (10.28.23)**  
**Punt Return Yards 12 vs. Elon (10.14.23)**  
**Long Punt Return 10 vs. Elon (10.14.23)**  
 Tackles 1 vs. Richmond (11.9.19)  
 1 vs. UAlbany (10.22.22)  
**1 at New Hampshire (11.4.23)**

### NATHANEL HILL

Receptions 1 vs. Rhode Island (9.23.23)  
 Receiving Yards 6 vs. Rhode Island (9.23.23)  
 Long Reception 6 vs. Rhode Island (9.23.23)  
 All-Purpose Yards 6 vs. Rhode Island (9.23.23)

### AYDEN HOWARD

Tackles 4 at Lehigh (9.2.23)  
 Tackles For Loss 1.5 at Lehigh (9.2.23)  
 Sacks 0.5 at Lehigh (9.2.23)  
 0.5 at New Hampshire (11.4.23)  
 0.5 vs. Youngstown State (12.2.23)  
 Pass Breakups 1 vs. Towson (11.11.23)  
 Quarterback Hurries 1 vs. UAlbany (10.22.22)

### TURNER INGE

Tackles 5 vs. Rhode Island (9.23.23)  
 Tackles For Loss 2.0 vs. Rhode Island (9.23.23)  
 Sacks 1.0 vs. Stony Brook (10.28.23)

### JALEN JACKSON

Points 18 vs. Monmouth (9.24.22)  
 Touchdowns 3 vs. Monmouth (9.24.22)  
 Rush Attempts 28 vs. Monmouth (9.24.22)  
 Rushing Yards 187 vs. Monmouth (9.24.22)  
 Rushing Touchdowns 3 vs. Monmouth (9.24.22)  
**Long Rush 66 at Lehigh (9.2.23)**  
 Receptions 2 at Maine (4.3.21)  
 2 at Elon (11.6.21)  
 2 at Army West Point (9.17.22)  
 Receiving Yards 30 vs. Holy Cross (12.3.21)  
 Receiving Touchdowns 1 at Colgate (8.24.19)  
 1 at Elon (11.6.21)  
 Long Reception 30 vs. Holy Cross (12.3.21)  
 Total Offense - Plays 28 vs. Monmouth (9.24.22)  
 Total Offense 187 vs. Monmouth (9.24.22)  
 All-Purpose Yards 187 vs. Monmouth (9.24.22)  
 Kick Returns 2 at Stony Brook (9.29.18)  
 2 at Maine (10.6.18)  
 Kick Return Yards 52 at Stony Brook (9.29.18)  
 Long Kick Return 34 at Stony Brook (9.29.18)  
 Tackles 2 vs. Bucknell (9.22.18)

### ANTONIO JOHNSON

Points 6 vs. Colgate (9.9.23)  
 Touchdowns 1 vs. Colgate (9.9.23)  
 Receptions 2 at Lehigh (9.2.23)  
 2 vs. Elon (10.14.23)  
 2 vs. Youngstown St. (12.2.23)  
 Receiving Yards 40 vs. Youngstown St. (12.2.23)  
 Receiving Touchdowns 1 vs. Colgate (9.9.23)  
 Long Reception 34 vs. Youngstown St. (12.2.23)  
 All-Purpose Yards 40 vs. Youngstown St. (12.2.23)  
 Tackles 1 at UCF (9.16.23)

### COLIN KENNEDY

Tackles 3 vs. Stony Brook (10.28.23)

### MIKE KENNEDY

Tackles 1 at UCF (9.16.23)

### RICHIE KIMMEL

Punt Returns 1 vs. Delaware (11.19.22)  
 Punt Return Yards 16 vs. Delaware (11.19.22)  
 Long Punt Return 16 vs. Delaware (11.19.22)  
 All-Purpose Yards 16 vs. Delaware (11.19.22)  
 Tackles 5 at New Hampshire (11.4.23)  
 Tackles For Loss 1.5 at New Hampshire (11.4.23)  
 Fumble Recoveries 1 at Lehigh (9.2.23)  
 Pass Breakups 1 vs. Rhode Island (9.23.23)  
 Quarterback Hurries 1 at Maine (10.1.22)  
 1 vs. Rhode Island (9.23.23)  
 Blocked Kicks (Punt) 1 vs. Delaware (11.19.22)

### DALE LAW

Tackles 1 at Lehigh (9.2.23)  
 1 vs. Stony Brook (10.28.23)

# VILLANOVA FOOTBALL GAME NOTES

## CAREER HIGHS

### DANIEL LOPES

Points	6 at William & Mary (11.12.22)
Touchdowns	1 at William & Mary (11.12.22)
Receptions	2 at William & Mary (11.12.22)
	2 vs. Delaware (11.19.22)
	2 at UCF (9.16.23)
Receiving Yards	42 at William & Mary (11.12.22)
Receiving Touchdowns	1 at W&M (11.12.22)
Long Reception	39 at William & Mary (11.12.22)
All-Purpose Yards	39 at William & Mary (11.12.22)
Tackles	1 at Lehigh (9.2.23)

### J'A'BRIEL MACE

Rush Attempts	13 vs. Towson (11.11.23)
Rushing Yards	76 vs. Towson (11.11.23)
Long Rush	28 vs. Towson (11.11.23)
Receptions	1 vs. Towson (11.11.23)
Receiving Yards	1 vs. Towson (11.11.23)
Long Reception	1 vs. Towson (11.11.23)
Total Offense - Plays	13 vs. Towson (11.11.23)
Total Offense - Yards	vs. Towson (11.11.23)
All-Purpose Yards	77 vs. Towson (11.11.23)

### TANNER MADDOCKS

Rush Attempts	2 vs. Rhode Island (9.23.23)
Rushing Yards	12 vs. Stony Brook (10.28.23)
Long Rush	12 vs. Stony Brook (10.28.23)
Pass Attempts	4 vs. Stony Brook (10.28.23)
Pass Completions	4 vs. Stony Brook (10.28.23)
Passing Yards	37 vs. Stony Brook (10.28.23)
Long Pass	40 vs. Stony Brook (10.28.23)
Total Offense - Plays	5 vs. Stony Brook (10.28.23)
Total Offense - Yards	49 vs. Stony Brook (10.28.23)
All-Purpose Yards	12 vs. Stony Brook (10.28.23)

### JUSTIN MARCUS

Receptions	3 at Lehigh (9.2.23)
Receiving Yards	18 vs. Stony Brook (11.19.22)
Long Reception	18 vs. Stony Brook (11.19.22)
Kick Returns	1 vs. UAlbany (10.8.22)
Kick Return Yards	0 vs. UAlbany (10.8.22)
Long Kick Return	0 vs. UAlbany (10.8.22)
All-Purpose Yards	18 vs. Stony Brook (11.19.22)
Tackles	1, 5x

### DEVON MARSHALL

Punt Returns	1 vs. Delaware (11.19.22)
Punt Return Yards	13 vs. Delaware (11.19.22)
Long Punt Return	13 vs. Delaware (11.19.22)
All-Purpose Yards	13 vs. Delaware (11.19.22)
Tackles	9 at UCF (9.16.23)
Tackles For Loss	1.0 at Lehigh (9.2.23)
	1.0 at UCF (9.16.23)
	1.0 vs. Stony Brook (10.28.23)
Pass Breakups	3 vs. Colgate (9.9.23)
Blocked Kicks (Punt)	1 vs. Delaware (11.19.22)

### CAPRI MARTIN

Tackles	5 vs. Stony Brook (10.28.23)
Tackles For Loss	0.5 vs. Stony Brook (10.28.23)
Quarterback Hurries	1 vs. Colgate (9.9.23)

### MATTHEW MERCURIO

Points	16 at Hawaii (11.9.19)
Points By Kicking	16 at Hawaii (11.9.19)
PATs Made	6, 8x
PATs Attempted	7 vs. Stony Brook (10.28.23)
Field Goals Made	4, 4x
Field Goals Attempted	5 vs. New Mexico (11.4.19)
Long Field Goal	49 vs. New Mexico (11.4.19)
Kickoffs	8 vs. Boise State (12.19.20)
	8 vs. Lehigh (9.2.22)
	8 at Maine (10.1.22)
Kickoff Yards	467 vs. Boise State (12.19.20)
Kickoff Average	61.7 vs. Ball State (12.30.20)

### KENYON MILES

Receptions	1 at UAlbany (9.30.23)
Receiving Yards	20 at UAlbany (9.30.23)
Long Reception	20 at UAlbany (9.30.23)
All-Purpose Yards	20 at UAlbany (9.30.23)

### TYRELL MIMS

All-Purpose Yards	0 at LIU (9.10.22)
	0 vs. UAlbany (10.22.22)
	0 at Lehigh (9.2.23)
Interceptions	1 at LIU (9.10.22)
	1 vs. UAlbany (10.22.22)
	1 at Lehigh (9.2.23)
Long INT Return	0 at LIU (9.10.22)
	0 vs. UAlbany (10.22.22)
	0 at Lehigh (9.2.23)
Tackles	6 vs. Richmond (10.15.22)
	6 at Lehigh (9.2.23)
	6 vs. Stony Brook (10.28.23)
Tackles For Loss	1, 4x
Sacks	1.0 at N.C. A&T (10.7.23)
Fumble Recoveries	1 at Army West Point (9.17.22)
	1 at Towson (11.5.22)
Pass Breakups	2 vs. UAlbany (10.22.22)
	2 vs. Delaware (11.19.22)
Quarterback Hurries	1 at LIU (9.10.22)
Blocked Kicks (Punt)	1 vs. William & Mary (10.30.21)

### JAMES MOTT

Pass Attempts	3 at Lehigh (9.2.23)
Pass Completions	2 at Lehigh (9.2.23)
Passing Yards	9 at Lehigh (9.2.23)
Long Pass	6 at Lehigh (9.2.23)
Total Offense - Plays	3 at Lehigh (9.2.23)
Total Offense - Yards	9 at Lehigh (9.2.23)

### DANIEL MUELLER

Kickoffs	1 at Lehigh (9.2.23)
Kickoff Yards	53 at Lehigh (9.2.23)
Kickoff Average	53.0 at Lehigh (9.2.23)

### JORDAN NELSON

All-Purpose Yards	0 at Delaware (11.18.23)
Interceptions	1 at Delaware (11.18.23)
Long INT Return	0 at Delaware (11.18.23)
Tackles	4 vs. Stony Brook (10.28.23)
Tackles For Loss	1.0 at Lehigh (9.2.23)
Pass Breakups	1 vs. Towson (11.11.23)
Quarterback Hurries	2 vs. Lehigh (9.2.22)

### OBINNA NWOBODO

Tackles	2 at UAlbany (9.30.23)
	2 vs. Towson (11.11.23)
Tackles For Loss	1.0 at Delaware (11.18.23)
Quarterback Hurries	1 vs. Colgate (9.9.23)

### JOSH OLUREMI

Tackles	1, 7x
---------	-------

### CHANDON PIERRE

Tackles	5 at South Dakota (10.9.21)
Tackles For Loss	1.0, 7x
Sacks	1.0 vs. Southern Illinois (2.20.21)
	1.0 at UAlbany (9.30.23)
	1.0 at N.C. A&T (10.7.23)
Forced Fumbles	1 vs. Southern Illinois (2.20.21)
Quarterback Hurries	1 vs. Missouri State (4.24.21)

### ETHAN POTTER

Kick Returns	1 vs. Delaware (11.19.22)
Kick Return Yards	24 vs. Delaware (11.19.22)
Long Kick Return	24 vs. Delaware (11.19.22)
All-Purpose Yards	1 vs. Holy Cross (12.3.21)
Interceptions	1 vs. Holy Cross (12.3.21)
Long INT Return	1 vs. Holy Cross (12.3.21)
Tackles	11 at Maine (10.1.22)
	11 at Richmond (10.15.22)
Tackles For Loss	2.5 at Richmond (10.15.22)
Sacks	0.5 at Richmond (10.15.22)
Pass Breakups	1, 7x
Forced Fumbles	1 at Towson (11.5.22)
Fumble Recoveries	1 vs. Rhode Island (10.23.21)
Quarterback Hurries	1 vs. Stony Brook (11.13.21)
	1 vs. UAlbany (10.22.22)
	1 at UAlbany (9.30.23)

### RAYJUON PRINGLE

Points	12, 5x
Touchdowns	12, 5x
Rush Attempts	2 at James Madison (10.12.19)
Rushing Yards	20 at Maine (10.1.22)
Long Rush	20 at Maine (10.1.22)
Pass Attempts	1 vs. Hampton (10.29.22)
Receptions	9 at Stony Brook (3.6.21)
Receiving Yards	196 vs. Stony Brook (10.28.23)
Receiving TDs	2, 5x
Long Reception	80 vs. UAlbany (10.22.22)
Total Offense - Plays	2 at JMU (10.12.19)
Total Offense	20 at Maine (10.1.22)
All-Purpose Yards	222 vs. Towson (11.11.23)
Punt Returns	2, 5x
Punt Return Yards	27 vs. Stony Brook (11.13.21)
Long Punt Return	27 vs. Stony Brook (11.13.21)
Tackles	1 at LIU (9.10.22)
	1 at Towson (11.5.22)
Pass Breakups	1 at UAlbany (9.30.23)

### ISAIAH RAGLAND

Rush Attempts	15 vs. Elon (10.14.2023)
Rushing Yards	126 vs. Elon (10.14.2023)
Long Rush	28 vs. Elon (10.14.2023)
Total Offense - Plays	15 vs. Elon (10.14.2023)
Total Offense - Yards	126 vs. Elon (10.14.2023)
All-Purpose Yards	126 vs. Elon (10.14.2023)

# VILLANOVA FOOTBALL GAME NOTES

## CAREER HIGHS

### JAKE REICHWEIN

Tackles 7 at South Dakota State (12.10.22)  
 Tackles For Loss 2.5 at Colgate (9.24.22)  
 Sacks 2.5 at Colgate (9.24.22)  
**Pass Breakups 1, 4x**  
**Forced Fumbles 1 at Fordham (11.13.21)**  
 1 vs. Bryant (11.12.22)  
**1 at Lehigh (9.2.23)**  
 Fumble Recoveries 1 at Bucknell (11.20.21)  
 Quarterback Hurries 3 at Lafayette (10.22.22)

### JOHN RHODAN

Punt Returns 1 vs. Stony Brook (10.28.23)  
 Punt Return Yards 0 vs. Stony Brook (10.28.23)  
 Long Punt Return 0 vs. Stony Brook (10.28.23)  
 All-Purpose Yards 0 vs. Stony Brook (10.28.23)  
 Tackles 3 at UCF (9.16.23)  
 Quarterback Hurries 1 at W&M (11.12.22)  
**Blocked Kicks (PAT) 1 vs. Rhode Island (9.23.23)**

### GARRETT ROGAN

Tackles 1 vs. Stony Brook (10.28.23)

### JAYLAN SANCHEZ

Points 12 at N.C. A&T (10.7.23)  
**Touchdowns 2 at N.C. A&T (10.7.23)**  
 Rush Attempts 1 at William & Mary (11.12.22)  
 Rushing Yards -9 at William & Mary (11.12.22)  
 Long Rush -9 at William & Mary (11.12.22)  
**Receptions 6 at N.C. A&T (10.7.23)**  
**Receiving Yards 158 at N.C. A&T (10.7.23)**  
**Receiving Touchdowns 2 at N.C. A&T (10.7.23)**  
**Long Reception 68 vs. Colgate (9.9.23)**  
 Kickoff Returns 2 at William & Mary (11.12.22)  
 Kickoff Return Yards 39 at W&M (11.12.22)  
 Long Kickoff Return 30 vs. Hampton (10.29.22)  
 Total Offense — Plays 1 at W&M (11.12.22)  
 Total Offense -9 at William & Mary (11.12.22)  
**All-Purpose Yards 157 at N.C. A&T (10.7.23)**

### CHRISTIAN SAPP

**All-Purpose Yards 0 at New Hampshire (11.4.23)**  
**Interceptions 1 at New Hampshire (11.4.23)**  
**1 vs. Youngstown State (12.2.23)**  
**Long INT Return 0 at New Hampshire (11.4.23)**  
**0 vs. Youngstown State (12.2.23)**  
 Tackles 5 at Army West Point (9.17.22)  
**Tackles For Loss 1.0, 4x**  
 Pass Breakups 1 vs. Hampton (10.29.22)  
**Forced Fumbles 1 at UCF (9.16.23)**

### KSHAWN SCHULTERS

Tackles 7 vs. UAlbany (10.22.22)  
 Tackles For Loss 1.0 at Maine (10.1.22)  
 All-Purpose Yards 48 at Maine (4.3.21)  
 Interceptions 1 at Maine (4.3.21)  
 1 at Penn State (9.25.21)  
 1 at Towson (11.5.22)  
 Long INT Return 48 at Maine (4.3.21)  
 Pass Breakups 2 at LIU (9.10.22)

### ELI SMITH

Rush Attempts 7 at Maine (10.1.22)  
 7 at William & Mary (11.12.22)  
 Rushing Yards 48 at William & Mary (11.12.22)  
 Long Rush 18 at William & Mary (11.12.22)  
 Receptions 1 at William & Mary (11.12.22)  
 Receiving Yards 2 at William & Mary (11.12.22)  
 Long Reception 2 at William & Mary (11.12.22)  
 All-Purpose Yards 50 at William & Mary (11.12.22)

### JR STRAUSS

Tackles 2 vs. Stony Brook (10.28.23)  
 Tackles For Loss 1.0 at N.C. A&T (10.7.23)

### TY TRINH

**All-Purpose Yards 18 at Lehigh (9.2.23)**  
**Interceptions 1 at Delaware (11.20.21)**  
**1 at Lehigh (9.2.23)**  
**Long INT Return 18 at Lehigh (9.2.23)**  
**Tackles 12 at New Hampshire (11.4.23)**  
**Tackles For Loss 2.0 at N.C. A&T (10.7.23)**  
**Pass Breakups 2 at UAlbany (9.30.23)**  
 2 vs. Elon (10.14.23)  
**Quarterback Hurries 1 at UAlbany (9.30.23)**  
**1 at Delaware (11.18.23)**  
 Forced Fumbles 1 vs. Lehigh (9.2.22)  
 1 vs. Delaware (11.19.22)  
 Fumble Recoveries 1 vs. Delaware (11.19.22)

### STEPHANE VOLTAIRE

Tackles 1 at New Hampshire (11.4.23)

### CONNOR WATKINS

Points 18 vs. Rhode Island (9.23.23)  
**Touchdowns 3 vs. Rhode Island (9.23.23)**  
**Rush Attempts 13 vs. Elon (10.14.2023)**  
 Rushing Yards 130 vs. Hampton (10.29.22)  
**Rushing Touchdowns 3 vs. Rhode Island (9.23.23)**  
 Long Rush 75 vs. Hampton (10.29.22)  
 Pass Attempts 31 vs. Hampton (10.29.22)  
**31 at UAlbany (9.30.23)**  
 Pass Completions 18 vs. UAlbany (10.22.22)  
**Passing Yards 361 vs. Stony Brook (10.28.23)**  
**Passing TDs 4 at Maine (10.1.22)**  
**4 vs. Stony Brook (10.28.23)**  
 Long Pass 83 at Maine (10.1.22)  
**Total Offense - Plays 43 at UAlbany (9.30.23)**  
**Total Offense 395 vs. Stony Brook (10.28.23)**  
 All-Purpose Yards 130 vs. Hampton (10.29.22)  
 Punts 8 at Penn State (9.25.21)  
 Punting Yards 277 at Penn State (9.25.21)  
 Long Punt 50 at James Madison (10.9.21)

### ISAS WAXTER

**All-Purpose Yards 0 vs. Colgate (9.9.23)**  
**0 at Delaware (11.18.23)**  
 Tackles 7 vs. Delaware (11.23.19)  
**Tackles For Loss 1.0 at Lehigh (9.4.21)**  
**1.0 vs. Elon (10.14.23)**  
**1.0 at Delaware (11.18.23)**  
 Sacks 1.0 at Lehigh (9.4.21)  
**Interceptions 1 vs. Colgate (9.9.23)**  
**1 at Delaware (11.18.23)**  
**1 vs. Youngstown State (12.2.23)**  
**Long INT Return 0 vs. Colgate (9.9.23)**  
**0 at Delaware (11.18.23)**  
**0 vs. Youngstown State (12.2.23)**  
**Pass Breakups 2 vs. Colgate (9.9.23)**  
**Quarterback Hurries 1 at Lehigh (9.2.23)**

### BEN WHELESS

Tackles 1 at Penn State (9.25.21)  
 1 vs. Holy Cross (12.3.21)

### ISAIAH WRIGHT

Points 6 vs. Stony Brook (10.28.23)  
**Touchdowns 1 vs. Stony Brook (10.28.23)**  
**Rush Attempts 4 vs. Stony Brook (10.28.23)**  
**Rushing Yards 8 at Lehigh (9.2.23)**  
**Rushing Touchdowns 1 vs. Stony Brook (10.28.23)**  
**Long Rush 4 at Lehigh (9.2.23)**  
**4 vs. Stony Brook (10.28.23)**  
**Total Offense — Plays 4 vs. Stony Brook (10.28.23)**  
**Total Offense — Yards 8 at Lehigh (9.2.23)**  
**All-Purpose Yards 8 at Lehigh (9.2.23)**

### JON WYATT

Tackles 2 vs. Lehigh (9.2.22)  
 2 at UCF (9.16.23)  
**Pass Breakups 1 at Lehigh (9.2.23)**  
**1 vs. Stony Brook (10.28.23)**





2023-24 Villanova Football  
Overall Team Statistics  
All games

Page 1/2  
as of Dec 02, 2023

Team Statistics

	VU	OPP
<b>Scoring</b>	<b>403</b>	<b>222</b>
Points per game	33.6	18.5
Points Off Turnovers	76	34
<b>First Downs</b>	<b>243</b>	<b>190</b>
Rushing	134	79
Passing	93	96
Penalty	16	15
<b>Rushing Yardage</b>	<b>2644</b>	<b>1325</b>
Yards gained rushing	2907	1619
Yards lost rushing	263	294
Rushing attempts	469	371
Average per rush	5.6	3.6
Average per game	220.3	110.4
TDs Rushing	33	11
<b>Passing Yardage</b>	<b>2661</b>	<b>2236</b>
Comp-Att-Int	154-261-9	211-364-13
Average per pass	10.2	6.1
Average per catch	17.3	10.6
Average per game	221.8	186.3
TDs Passing	20	14
<b>Total offense</b>	<b>5305</b>	<b>3561</b>
Total plays	730	735
Average per play	7.3	4.8
Average per game	442.1	296.8
<b>Kick returns: #-Yards</b>	<b>25-479</b>	<b>44-1058</b>
<b>Punt returns: #-Yards</b>	<b>13-48</b>	<b>17-191</b>
<b>Int returns: #-Yards</b>	<b>13-217</b>	<b>9-136</b>
<b>Kick return average</b>	<b>19.2</b>	<b>24.0</b>
<b>Punt return average</b>	<b>3.7</b>	<b>11.2</b>
<b>Int return average</b>	<b>16.7</b>	<b>15.1</b>
<b>Fumbles-Lost</b>	<b>20-9</b>	<b>10-3</b>
<b>Penalties-Yards</b>	<b>68-558</b>	<b>67-584</b>
Average per game	46.5	48.7
<b>Punts-Yards</b>	<b>40-1774</b>	<b>59-2518</b>
Average per punt	44.4	42.7
Net punt average	37.3	40.2
<b>Kickoffs-Yards</b>	<b>72-4108</b>	<b>49-2729</b>
Average per kick	57.1	55.7
Net kick average	35.1	37.3
<b>Time of possession / game</b>	<b>31:58</b>	<b>28:02</b>
<b>3rd-down conversion</b>	<b>59/134</b>	<b>53/164</b>
3rd-down pct	44%	32%
<b>4rd-down conversion</b>	<b>7/15</b>	<b>13/28</b>



2023-24 Villanova Football  
Overall Team Statistics  
All games

Page 2/2  
as of Dec 02, 2023

	VU	OPP
4rd-down pct	47%	46%
<b>Sacks by-Yards</b>	<b>25-173</b>	<b>24-162</b>
<b>Misc Yards</b>	<b>0</b>	<b>0</b>
<b>Touchdowns scored</b>	<b>54</b>	<b>27</b>
<b>Field goals - attempts</b>	<b>8-11</b>	<b>12-16</b>
<b>On-Side kicks</b>	<b>1-2</b>	<b>2-4</b>
<b>Red-zone scores</b>	<b>(37-49) 76%</b>	<b>(26-32) 81%</b>
<b>Red-zone touchdowns</b>	<b>(32-49) 65%</b>	<b>(16-32) 50%</b>
<b>PAT-attempts</b>	<b>(53-54) 98%</b>	<b>(22-23) 96%</b>
<b>2-point conversion-attempts</b>	<b>(0-0) 0%</b>	<b>(1-3) 33%</b>
<b>Attendance</b>	<b>25486</b>	<b>88086</b>
Games / Avg per game	6/4248	6/14681
Neutral site games	-	0/0

Score by Periods

Team	1st	2nd	3rd	4th	OT	TOT
Villanova	110	141	87	65	0	403
Opponents	57	68	23	74	0	222



# 2023-24 Villanova Football Individual Statistics All games

Page 1/3  
as of Dec 02, 2023

## Rushing

Player	gp	att	gain	loss	net	avg	td	lg	avg/g
Jalen Jackson	10	123	929	15	914	7.4	8	66	91.4
DeeWil Barlee	11	103	680	23	657	6.4	6	35	59.7
TD Ayo-Durojaiye	12	87	474	36	438	5.0	8	63	36.5
Connor Watkins	12	83	493	165	328	4.0	10	38	27.3
Isaiah Ragland	4	24	164	3	161	6.7	0	28	40.3
Ja'briel Mace	4	19	110	7	103	5.4	0	28	25.8
Rayjuon Pringle	12	4	16	0	16	4.0	0	8	1.3
Isaiah Wright	5	9	18	2	16	1.8	1	4	3.2
Tanner Maddocks	5	5	19	4	15	3.0	0	12	3.0
Julian Glantz	11	2	4	0	4	2.0	0	3	0.4
Team	12	10	0	8	-8	-0.8	0	0	-0.7
<b>Total</b>	<b>12</b>	<b>469</b>	<b>2907</b>	<b>263</b>	<b>2644</b>	<b>5.6</b>	<b>33</b>	<b>66</b>	<b>220.3</b>
<b>Opponents</b>	<b>12</b>	<b>371</b>	<b>1619</b>	<b>294</b>	<b>1325</b>	<b>3.6</b>	<b>11</b>	<b>75</b>	<b>110.4</b>

## Passing

Player	gp	effic	comp-att-int	pct	yds	td	lg	avg/g
Connor Watkins	12	164.6	146-251-9	58.2	2608	20	79	217.3
Tanner Maddocks	5	161.6	6-6-0	100.0	44	0	40	8.8
James Mott	1	91.9	2-3-0	66.7	9	0	6	9.0
Nathan Fondacaro	12	0.0	0-1-0	0.0	0	0	0	0.0
<b>Total</b>	<b>12</b>	<b>163.0</b>	<b>154-261-9</b>	<b>59.0</b>	<b>2661</b>	<b>20</b>	<b>79</b>	<b>221.8</b>
<b>Opponents</b>	<b>12</b>	<b>115.1</b>	<b>211-364-13</b>	<b>58.0</b>	<b>2236</b>	<b>14</b>	<b>58</b>	<b>186.3</b>

## Receiving

Player	gp	no.	yds	avg	td	lg	avg/g
Rayjuon Pringle	12	38	956	25.2	8	79	79.7
Jaaron Hayek	10	34	456	13.4	4	51	45.6
Jaylan Sanchez	12	28	716	25.6	6	68	59.7
TD Ayo-Durojaiye	12	16	169	10.6	1	24	14.1
Antonio Johnson	10	9	100	11.1	1	34	10.0
DeeWil Barlee	11	6	85	14.2	0	35	7.7
Daniel Lopes	12	6	43	7.2	0	10	3.6
Justin Marcus	5	4	14	3.5	0	6	2.8
Jalen Jackson	10	4	37	9.3	0	22	3.7
Luke Daly	12	3	54	18.0	0	45	4.5
Mitchell Bothwell	8	2	7	3.5	0	7	0.9
Julian Glantz	11	1	-3	-3.0	0	0	-0.3
Nathaniel Hill	5	1	6	6.0	0	6	1.2
Kenyon Miles	9	1	20	20.0	0	20	2.2
Ja'briel Mace	4	1	1	1.0	0	1	0.3
<b>Total</b>	<b>12</b>	<b>154</b>	<b>2661</b>	<b>17.3</b>	<b>20</b>	<b>79</b>	<b>221.8</b>
<b>Opponents</b>	<b>12</b>	<b>211</b>	<b>2236</b>	<b>10.6</b>	<b>14</b>	<b>58</b>	<b>186.3</b>

## Punt Returns

Player	no.	yds	avg	td	lg
Rayjuon Pringle	8	34	4.3	0	13
Jaaron Hayek	4	14	3.5	0	10
John Rhodan	1	0	0.0	0	0
<b>Total</b>	<b>13</b>	<b>48</b>	<b>3.7</b>	<b>0</b>	<b>13</b>
<b>Opponents</b>	<b>17</b>	<b>191</b>	<b>11.2</b>	<b>0</b>	<b>29</b>

## Interceptions

Player	no.	yds	avg	td	lg
Isas Waxter	3	0	0.0	0	0
Daniel Abraham	2	82	41.0	1	69
Christian Sapp	2	0	0.0	0	0
Jalen Goodman	1	81	81.0	0	81
Brendan Bell	1	17	17.0	0	17
Tyrell Mims	1	0	0.0	0	0
Jordan Nelson	1	0	0.0	0	0
Ty Trinh	1	18	18.0	0	18
Shane Hartzell	1	19	19.0	0	19
<b>Total</b>	<b>13</b>	<b>217</b>	<b>16.7</b>	<b>1</b>	<b>81</b>
<b>Opponents</b>	<b>9</b>	<b>136</b>	<b>15.1</b>	<b>0</b>	<b>47</b>

## Kick Returns

Player	no.	yds	avg	td	lg
TD Ayo-Durojaiye	21	452	21.5	0	47
Jaylan Sanchez	2	9	4.5	0	10
Rayjuon Pringle	1	18	18.0	0	18
Jason Hall	1	0	0.0	0	0
<b>Total</b>	<b>25</b>	<b>479</b>	<b>19.2</b>	<b>0</b>	<b>47</b>
<b>Opponents</b>	<b>44</b>	<b>1058</b>	<b>24.0</b>	<b>2</b>	<b>94</b>

## Fumble Returns

Player	no.	yds	avg	td	lg
Elijah Glover	1	40	40.0	0	40
Jalen Goodman	1	0	0.0	0	0
Richie Kimmel	1	0	0.0	0	0
<b>Total</b>	<b>3</b>	<b>40</b>	<b>13.3</b>	<b>0</b>	<b>40</b>
<b>Opponents</b>	<b>9</b>	<b>0</b>	<b>0.0</b>	<b>0</b>	<b>0</b>





**2023-24 Villanova Football**  
**Individual Statistics**  
**All games**

Page 2/3  
as of Dec 02, 2023

**Scoring**

Player	td	fg	PAT						
			kick	rush	rcv	pass	dxp	saf	pts
Matthew Mercurio	-	8-11	53-54	-	-	-	-	-	77
Connor Watkins	10	-	-	-	-	-	-	-	60
TD Ayo-Durojaiye	9	-	-	-	-	-	-	-	54
Jalen Jackson	8	-	-	-	-	-	-	-	48
Rayjuon Pringle	8	-	-	-	-	-	-	-	48
DeeWil Barlee	6	-	-	-	-	-	-	-	36
Jaylan Sanchez	6	-	-	-	-	-	-	-	36
Jaaron Hayek	4	-	-	-	-	-	-	-	24
Daniel Abraham	1	-	-	-	-	-	-	-	6
Antonio Johnson	1	-	-	-	-	-	-	-	6
Isaiah Wright	1	-	-	-	-	-	-	-	6
<b>Total</b>	<b>54</b>	<b>8-11</b>	<b>53-54</b>	<b>0</b>	<b>0</b>	<b>0</b>	<b>0</b>	<b>1</b>	<b>403</b>
<b>Opponents</b>	<b>27</b>	<b>12-16</b>	<b>22-23</b>	<b>0</b>	<b>1</b>	<b>1</b>	<b>0</b>	<b>0</b>	<b>222</b>

**Total Offense**

Player	g	plays	rush	pass	total	avg/g
Connor Watkins	12	334	328	2608	2936	244.7
Jalen Jackson	10	123	914	0	914	91.4
DeeWil Barlee	11	103	657	0	657	59.7
TD Ayo-Durojaiye	12	87	438	0	438	36.5
Isaiah Ragland	4	24	161	0	161	40.3
Ja'briel Mace	4	19	103	0	103	25.8
Tanner Maddocks	5	11	15	44	59	11.8
Rayjuon Pringle	12	4	16	0	16	1.3
Isaiah Wright	5	9	16	0	16	3.2
James Mott	1	3	0	9	9	9.0
Julian Glantz	11	2	4	0	4	0.4
Team	12	0	-8	0	-8	-0.7
<b>Total</b>	<b>12</b>	<b>730</b>	<b>2644</b>	<b>2661</b>	<b>5305</b>	<b>442.1</b>
<b>Opponents</b>	<b>12</b>	<b>735</b>	<b>1325</b>	<b>2236</b>	<b>3561</b>	<b>296.8</b>

**Field Goals**

Player	fg	pct.	01-19	20-29	30-39	40-49	50-99	lg	blk
Matthew Mercurio	8-11	72.7	1-1	2-4	3-3	2-3	0-0	44	1
<b>Opponents</b>	<b>12-16</b>	<b>75.0</b>	<b>0-0</b>	<b>4-4</b>	<b>6-7</b>	<b>2-4</b>	<b>0-1</b>	<b>42</b>	<b>0</b>

**Punting**

Player	no.	yds	avg	lg	tb	fc	i20	50+	blk
Nathan Fondacaro	39	1740	44.6	57	5	7	7	12	0
Connor Watkins	1	34	34.0	34	0	0	1	0	0
<b>Total</b>	<b>40</b>	<b>1774</b>	<b>44.4</b>	<b>57</b>	<b>5</b>	<b>7</b>	<b>8</b>	<b>12</b>	<b>0</b>
<b>Opponents</b>	<b>59</b>	<b>2518</b>	<b>42.7</b>	<b>61</b>	<b>5</b>	<b>18</b>	<b>20</b>	<b>14</b>	<b>0</b>

**FG Sequence**

Team Name	Villanova	Opponents
Lehigh	(37)	(38)
UAlbany	(44)	(42)
N.C. A&T	(25),(39),(19)	41
New Hampshire	(44),47	(31),(34),50
Towson	(25)	(33)
Delaware	29,26	42
Youngstown St.	(31)	(25),(31)
Colgate		(21),(33)
UCF		(26),(41)
Rhode Island		(27)
Stony Brook		34

**Kickoffs**

Player	no.	yds	avg	tb	ob	retn	net	ydl
Nathan Fondacaro	68	3909	57.5	11	2			
Matthew Mercurio	3	146	48.7	0	0			
Daniel Mueller	1	53	53.0	0	0			
<b>Total</b>	<b>72</b>	<b>4108</b>	<b>57.1</b>	<b>11</b>	<b>2</b>	<b>43</b>	<b>35.1</b>	<b>29</b>
<b>Opponents</b>	<b>49</b>	<b>2729</b>	<b>55.7</b>	<b>11</b>	<b>2</b>	<b>24</b>	<b>37.3</b>	<b>27</b>

Numbers in (parentheses) indicate field goal was made



2023-24 Villanova Football  
Individual Statistics  
All games

Page 3/3  
as of Dec 02, 2023

All Purpose

Player	g	rush	rcv	pr	kr	ir	total	avg/g
TD Ayo-Durojaiye	12	438	169	0	452	0	1059	88.3
Rayjuon Pringle	12	16	956	34	18	0	1024	85.3
Jalen Jackson	10	914	37	0	0	0	951	95.1
DeeWil Barlee	11	657	85	0	0	0	742	67.5
Jaylan Sanchez	12	0	716	0	9	0	725	60.4
Jaaron Hayek	10	0	456	14	0	0	470	47.0
Connor Watkins	12	328	0	0	0	0	328	27.3
Isaiah Ragland	4	161	0	0	0	0	161	40.3
Ja'briel Mace	4	103	1	0	0	0	104	26.0
Antonio Johnson	10	0	100	0	0	0	100	10.0
Daniel Abraham	12	0	0	0	0	82	82	6.8
Jalen Goodman	11	0	0	0	0	81	81	7.4
Luke Daly	12	0	54	0	0	0	54	4.5
Daniel Lopes	12	0	43	0	0	0	43	3.6
Kenyon Miles	9	0	20	0	0	0	20	2.2
Shane Hartzell	11	0	0	0	0	19	19	1.7
Ty Trinh	12	0	0	0	0	18	18	1.5
Brendan Bell	12	0	0	0	0	17	17	1.4
Isaiah Wright	5	16	0	0	0	0	16	3.2
Tanner Maddocks	5	15	0	0	0	0	15	3.0
Justin Marcus	5	0	14	0	0	0	14	2.8
Mitchell Bothwell	8	0	7	0	0	0	7	0.9
Nathaniel Hill	5	0	6	0	0	0	6	1.2
Julian Glantz	11	4	-3	0	0	0	1	0.1
Team	12	-8	0	0	0	0	-8	-0.7
<b>Total</b>	<b>12</b>	<b>2644</b>	<b>2661</b>	<b>48</b>	<b>479</b>	<b>217</b>	<b>6049</b>	<b>504.1</b>
<b>Opponents</b>	<b>12</b>	<b>1325</b>	<b>2236</b>	<b>191</b>	<b>1058</b>	<b>136</b>	<b>4946</b>	<b>412.2</b>



**2023-24 Villanova Football**  
**Overall Defense Statistics**  
**All games**

Page 1/2  
as of Dec 02, 2023

**Team Defense**

##	Player	gp	Tackles				Sacks	Pass defense			Fumbles		blkd	
			ua	a	tot	tfl/yds		int-yds	brup	qbh	fr-yds	ff	kick	saf
31	Shane Hartzell	11	48	34	82	5-32	4-29	1-19	3	8	.	.	.	.
35	Brendan Bell	12	49	33	82	10.5-32	3-12	1-17	2	5	.	1	.	.
27	Daniel Abraham	12	32	20	52	5.5-20	3-14	2-82	.	1	.	1	.	.
3	Elijah Glover	12	30	16	46	1.5-3	.	.	5	.	1-40	.	.	.
9	Ty Trinh	12	24	20	44	3-10	.	1-18	5	2	.	.	.	.
6	Devon Marshall	12	31	8	39	3-5	.	.	10	.	.	.	.	.
4	Jalen Goodman	11	23	10	33	1.5-2	.	1-81	2	.	1-0	.	.	.
55	Jake Reichwein	12	19	14	33	9-45	4.5-32	.	2	10	.	1	.	.
7	Tyrell Mims	12	17	12	29	2-6	1-3	1-0	1	.	.	.	.	.
44	Richie Kimmel	9	18	9	27	3-4	.	.	1	1	1-0	.	.	.
33	Turner Inge	12	18	8	26	3-18	1-10	.	.	.	.	.	.	.
99	Camden Gagnon	12	15	9	24	4-32	4-32	.	.	.	.	.	.	.
0	Isas Waxter	12	17	7	24	3-7	.	3-0	7	1	.	.	.	.
34	Ethan Potter	10	15	6	21	1-1	.	.	1	1	.	.	.	.
52	Chandon Pierre	12	9	11	20	4-22	2-16	.	.	.	.	.	.	.
91	Ayden Howard	12	10	9	19	4-12	1.5-7	.	1	.	.	.	.	.
45	Jordan Nelson	9	10	5	15	1-3	.	1-0	1	.	.	.	.	.
25	Christian Sapp	10	9	5	14	3-23	1-18	2-0	.	.	.	1	.	.
32	Jake Green	11	7	6	13	2.5-6	.	.	.	.	.	.	.	.
93	Capri Martin	11	5	6	11	0.5-0	.	.	.	1	.	.	.	.
1	TD Ayo-Durojaiye	12	4	6	10	.	.	.	.	.	.	.	.	.
98	Obinna Nwobodo	12	3	4	7	1-2	.	.	.	1	.	.	.	.
23	Josh Oluremi	9	3	3	6	.	.	.	.	.	.	.	.	.
5	Kshawn Schulters	11	3	2	5	.	.	.	.	.	.	.	.	.
28	DeeWil Barlee	11	3	2	5	.	.	.	.	.	.	.	.	.
38	John Rhodan	12	4	1	5	.	.	.	.	.	.	.	1	.
22	Jon Wyatt	8	3	1	4	.	.	.	2	.	.	.	.	.
40	Colin Kennedy	6	1	2	3	.	.	.	.	.	.	.	.	.
49	Julian Glantz	11	2	1	3	.	.	.	.	.	.	.	.	.
10	JR Strauss	10	2	1	3	1-2	.	.	.	.	.	.	.	.
37	Zahmir Dawud	4	1	1	2	.	.	.	1	.	.	.	.	.
51	Dale Law	3	1	1	2	.	.	.	.	.	.	.	.	.
96	Nathan Fondacaro	12	1	.	1	.	.	.	.	.	.	.	.	.
88	Antonio Johnson	10	.	1	1	.	.	.	.	.	.	.	.	.
42	Timmy Furgeson	6	.	1	1	.	.	.	.	.	.	.	.	.
11	Jaaron Hayek	10	.	1	1	.	.	.	.	.	.	.	.	.
41	Garrett Rogan	3	.	1	1	.	.	.	.	.	.	.	.	.
84	Daniel Lopes	12	1	.	1	.	.	.	.	.	.	.	.	.
74	Temi Ajirotutu	12	.	1	1	.	.	.	.	.	.	.	.	.
95	Mike Kennedy	6	.	1	1	.	.	.	.	.	.	.	.	.
75	Stephane Voltaire	12	.	1	1	.	.	.	.	.	.	.	.	.





2023-24 Villanova Football  
Overall Defense Statistics  
All games

Page 2/2  
as of Dec 02, 2023

			Tackles				Sacks	Pass defense			Fumbles		blkd	
##	Player	gp	ua	a	tot	tfl/yds	no-yds	int-yds	brup	qbh	fr-yds	ff	kick	saf
19	Rayjuon Pringle	12	.	.	.	.	.	.	1	.	.	.	.	.
Totals		12	438	280	718	72-287	25-173	13-217	45	31	3-40	4	1	1
Opponents		12	430	272	702	68-253	24-162	9-136	17	19	9-0	14	2	0



# 2023-24 Villanova Football Team Game-by-Game All games

Page 1/1  
as of Dec 02, 2023

Date	Opponent	Rushing				Receiving				Passing				Kick Returns				Punt Returns				tot off
		no.	yds	td	lg	no.	yds	td	lg	cmp-att-int	yds	td	lg	no.	yds	td	lg	no.	yds	td	lg	
09/02/2023	at Lehigh	31	284	3	66	15	128	2	28	15-26-1	128	2	28	1	22	0	22	0	0	0	0	412
09/09/2023	Colgate	41	152	4	28	8	310	2	68	8-11-0	310	2	75	4	40	0	17	1	-1	0	0	462
09/16/2023	at UCF	30	83	2	15	9	145	0	45	9-23-1	145	0	45	1	18	0	18	1	13	0	13	228
09/23/2023	Rhode Island	43	287	5	63	9	172	0	40	9-16-1	172	0	40	1	15	0	15	0	0	0	0	459
09/30/2023	at UAlbany	29	71	0	20	17	198	1	33	17-31-2	198	1	33	4	86	0	32	0	0	0	0	269
10/07/2023	at N.C. A&T	52	248	1	25	16	289	3	59	16-23-0	289	3	59	3	47	0	25	2	-6	0	0	537
10/14/2023	Elon	63	440	3	50	3	36	0	16	3-10-1	36	0	16	1	35	0	35	2	12	0	10	476
10/28/2023	Stony Brook	26	158	3	44	17	398	4	76	17-23-0	398	4	76	1	25	0	25	3	2	0	5	556
11/04/2023	at New Hampshire	40	248	4	48	15	188	2	68	15-25-1	188	2	68	3	78	0	47	0	0	0	0	436
11/11/2023	Towson	49	255	1	28	16	300	3	79	16-25-1	300	3	79	2	18	0	18	2	24	0	12	555
11/18/2023	at Delaware	33	227	2	55	17	222	2	51	17-27-0	222	2	51	0	0	0	0	2	4	0	4	449
12/02/2023	Youngstown St.	32	191	5	35	12	275	1	64	12-21-1	275	1	64	4	95	0	36	0	0	0	0	466
<b>Villanova</b>		<b>469</b>	<b>2644</b>	<b>33</b>	<b>66</b>	<b>154</b>	<b>2661</b>	<b>20</b>	<b>79</b>	<b>154-261-9</b>	<b>2661</b>	<b>20</b>	<b>79</b>	<b>25</b>	<b>479</b>	<b>0</b>	<b>47</b>	<b>13</b>	<b>48</b>	<b>0</b>	<b>13</b>	<b>5305</b>
<b>Opponents</b>		<b>371</b>	<b>1325</b>	<b>11</b>	<b>75</b>	<b>211</b>	<b>2236</b>	<b>14</b>	<b>58</b>	<b>211-364-13</b>	<b>2236</b>	<b>14</b>	<b>58</b>	<b>44</b>	<b>1058</b>	<b>2</b>	<b>94</b>	<b>17</b>	<b>191</b>	<b>0</b>	<b>29</b>	<b>3561</b>

## Villanova Averages

Games	Avg/ rush	Avg/ catch	Pass effic	KR avg	PR avg	All purpose avg/game	Total offense avg/game
12	5.6	17.3	163.0	19.2	3.7	504.1	442.1

Date	Opponent	ua	Tackles			Sacks no-yds	Fumble		Pass Defense			blkd kick	PAT attempts			off		
			a	total	tfl-yds		ff	fr-yds	int-yds	qbh	brup		kick	rush	rcv	saf	t/o	pts
09/02/2023	at Lehigh	44	10	54	8.0-21	1-3	1	1-0	2-18	1	2	0	5-5	0	0	0	21	38
09/09/2023	Colgate	31	34	65	5.0-28	3-24	0	0-0	1-0	5	6	0	6-6	0	0	0	0	42
09/16/2023	at UCF	55	40	95	6.0-34	2-24	1	0-0	0-0	2	3	0	2-2	0	0	0	0	14
09/23/2023	Rhode Island	34	16	50	8.0-26	1-4	1	1-0	1-81	3	5	1	5-5	0	0	0	7	35
09/30/2023	at UAlbany	42	14	56	5.0-25	2-18	0	0-0	0-0	5	4	0	1-1	0	0	0	0	10
10/07/2023	at N.C. A&T	37	6	43	9.0-36	4-21	0	0-0	0-0	1	1	0	4-4	0	0	0	0	37
10/14/2023	Elon	25	10	35	4.0-15	2-10	0	0-0	0-0	0	3	0	3-3	0	0	0	0	21
10/28/2023	Stony Brook	36	34	70	6.0-23	2-18	0	0-0	1-13	2	6	0	6-7	0	0	0	6	48
11/04/2023	at New Hampshire	41	34	75	6.0-24	3-19	1	1-40	3-36	2	4	0	6-6	0	0	0	14	45
11/11/2023	Towson	20	24	44	3.0-14	1-8	0	0-0	0-0	2	4	0	4-4	0	0	1	0	33
11/18/2023	at Delaware	30	32	62	6.0-17	1-5	0	0-0	3-69	2	4	0	5-5	0	0	0	14	35
12/02/2023	Youngstown St.	43	26	69	6.0-24	3-19	0	0-0	2-0	6	3	0	6-6	0	0	0	14	45
Villanova		438	280	718	72.0-287	25-173	4	3-40	13-217	31	45	1	53-54	0	0	1	76	403
Opponents		430	272	702	68.0-253	24-162	14	9-0	9-136	19	17	2	22-23	0	1	0	34	222

Date	Opponent	Punting										Field Goals			Kickoffs			
		no.	yds	avg	long	blkd	tb	fc	50+	i20	md-att	long	blkd	no.	yds	avg	tb	ob
09/02/2023	at Lehigh	6	231	38.5	49	0	0	2	0	1	1-1	37	0	7	399	57.0	0	0
09/09/2023	Colgate	3	133	44.3	51	0	0	0	1	0	0-0	0	0	7	410	58.6	2	0
09/16/2023	at UCF	9	401	44.6	54	0	0	1	3	2	0-0	0	0	3	187	62.3	1	0
09/23/2023	Rhode Island	3	152	50.7	57	0	2	0	2	0	0-0	0	0	6	348	58.0	0	0
09/30/2023	at UAlbany	2	97	48.5	56	0	2	0	1	0	1-1	44	0	3	179	59.7	0	0
10/07/2023	at N.C. A&T	4	167	41.8	56	0	0	0	1	1	3-3	39	0	6	369	61.5	2	0
10/14/2023	Elon	1	26	26.0	26	0	0	1	0	0	0-0	0	0	4	193	48.3	0	1
10/28/2023	Stony Brook	3	133	44.3	49	0	0	1	0	1	0-0	0	0	8	492	61.5	3	0
11/04/2023	at New Hampshire	2	90	45.0	47	0	0	1	0	1	1-2	44	1	8	431	53.9	2	0
11/11/2023	Towson	2	104	52.0	56	0	0	0	1	1	1-1	25	0	6	295	49.2	1	1
11/18/2023	at Delaware	2	94	47.0	52	0	0	1	1	1	0-2	0	0	6	316	52.7	0	0
12/02/2023	Youngstown St.	3	146	48.7	54	0	1	0	2	0	1-1	31	0	8	489	61.1	0	0
<b>Villanova</b>		<b>40</b>	<b>1774</b>	<b>44.4</b>	<b>57</b>	<b>0</b>	<b>5</b>	<b>7</b>	<b>12</b>	<b>8</b>	<b>8-11</b>	<b>44</b>	<b>1</b>	<b>72</b>	<b>4108</b>	<b>57.1</b>	<b>11</b>	<b>2</b>
<b>Opponents</b>		<b>59</b>	<b>2518</b>	<b>42.7</b>	<b>61</b>	<b>0</b>	<b>5</b>	<b>18</b>	<b>14</b>	<b>20</b>	<b>12-16</b>	<b>42</b>	<b>0</b>	<b>49</b>	<b>2729</b>	<b>55.7</b>	<b>11</b>	<b>2</b>



# 2023-24 Villanova Football Opponents Game-by-Game All games

Page 1/1  
as of Dec 02, 2023

Date	Opponent	Rushing				Receiving				Passing				Kick Returns				Punt Returns				tot off
		no.	yds	td	lg	no.	yds	td	lg	cmp-att-int	yds	td	lg	no.	yds	td	lg	no.	yds	td	lg	
09/02/2023	at Lehigh	23	78	0	28	23	206	1	29	23-39-2	206	1	29	2	24	0	16	2	19	0	10	284
09/09/2023	Colgate	31	33	1	12	16	225	1	54	16-30-1	225	1	54	4	72	0	21	3	25	0	13	258
09/16/2023	at UCF	54	251	4	24	24	349	2	58	24-33-0	349	2	58	0	0	0	0	6	94	0	29	600
09/23/2023	Rhode Island	28	60	1	14	15	181	0	34	15-27-1	181	0	34	6	105	0	28	1	2	0	2	241
09/30/2023	at UAlbany	34	101	1	19	20	239	3	42	20-31-0	239	3	42	3	63	0	29	0	0	0	0	340
10/07/2023	at N.C. A&T	28	108	1	25	8	64	0	20	8-17-0	64	0	20	4	168	1	94	2	21	0	11	172
10/14/2023	Elon	25	53	0	15	5	46	0	33	5-13-0	46	0	33	2	34	0	20	0	0	0	0	99
10/28/2023	Stony Brook	30	96	0	13	22	198	2	19	22-37-1	198	2	19	3	43	0	15	0	0	0	0	294
11/04/2023	at New Hampshire	30	138	2	75	27	259	1	43	27-41-3	259	1	43	6	205	1	87	0	0	0	0	397
11/11/2023	Towson	24	158	1	75	10	53	0	22	10-21-0	53	0	22	3	66	0	24	2	15	0	10	211
11/18/2023	at Delaware	34	167	0	20	14	129	1	39	14-31-3	129	1	39	5	116	0	45	1	15	0	15	296
12/02/2023	Youngstown St.	30	82	0	12	27	287	3	34	27-44-2	287	3	34	6	162	0	48	0	0	0	0	369
<b>Opponents</b>		<b>371</b>	<b>1325</b>	<b>11</b>	<b>75</b>	<b>211</b>	<b>2236</b>	<b>14</b>	<b>58</b>	<b>211-364-13</b>	<b>2236</b>	<b>14</b>	<b>58</b>	<b>44</b>	<b>1058</b>	<b>2</b>	<b>94</b>	<b>17</b>	<b>191</b>	<b>0</b>	<b>29</b>	<b>3561</b>
<b>Villanova</b>		<b>469</b>	<b>2644</b>	<b>33</b>	<b>66</b>	<b>154</b>	<b>2661</b>	<b>20</b>	<b>79</b>	<b>154-261-9</b>	<b>2661</b>	<b>20</b>	<b>79</b>	<b>25</b>	<b>479</b>	<b>0</b>	<b>47</b>	<b>13</b>	<b>48</b>	<b>0</b>	<b>13</b>	<b>5305</b>

## Opponents Averages

Games	Avg/ rush	Avg/ catch	Pass effc	KR avg	PR avg	All purpose avg/game	Total offense avg/game
12	3.6	10.6	115.1	24.0	11.2	412.2	296.8

Date	Opponent	Tackles				Sacks no-yds	Fumble		Pass Defense			blkd kick	PAT attempts			off		
		ua	a	total	tfl-yds		ff	fr-yds	int-yds	qbh	brup		kick	rush	rcv	saf	t/o	pts
09/02/2023	at Lehigh	38	12	50	5.0-20	2-15	0	0-0	1-30	0	2	0	1-1	0	0	0	0	10
09/09/2023	Colgate	26	36	62	8.0-30	3-14	1	1-0	0-0	1	1	0	1-1	0	0	0	3	19
09/16/2023	at UCF	21	28	49	6.0-23	2-17	0	0-0	1-42	2	1	0	6-6	0	0	0	7	48
09/23/2023	Rhode Island	29	34	63	6.0-18	1-4	0	0-0	1-0	3	0	0	0-1	0	0	0	0	9
09/30/2023	at UAlbany	40	12	52	10.0-70	8-62	6	3-0	2-15	4	3	0	4-4	0	0	0	14	31
10/07/2023	at N.C. A&T	58	20	78	8.0-26	3-19	3	1-0	0-0	1	2	0	2-2	0	0	0	0	14
10/14/2023	Elon	47	24	71	4.0-4	1-1	1	1-0	1-0	0	1	0	0-0	0	0	0	0	0
10/28/2023	Stony Brook	29	14	43	1.0-2	0-0	0	1-0	0-0	0	1	1	1-1	0	0	0	0	13
11/04/2023	at New Hampshire	35	34	69	2.0-4	0-0	1	0-0	1-47	2	1	1	3-3	0	0	0	0	33
11/11/2023	Towson	42	34	76	7.0-23	2-13	1	1-0	1-0	0	2	0	1-1	0	0	0	0	10
11/18/2023	at Delaware	33	20	53	7.0-15	1-4	1	1-0	0-0	3	2	0	1-1	0	0	0	7	7
12/02/2023	Youngstown St.	32	4	36	4.0-18	1-13	0	0-0	1-2	3	1	0	2-2	0	1	0	3	28
<b>Opponents</b>		<b>430</b>	<b>272</b>	<b>702</b>	<b>68.0-253</b>	<b>24-162</b>	<b>14</b>	<b>9-0</b>	<b>9-136</b>	<b>19</b>	<b>17</b>	<b>2</b>	<b>22-23</b>	<b>0</b>	<b>1</b>	<b>0</b>	<b>34</b>	<b>222</b>
<b>Villanova</b>		<b>438</b>	<b>280</b>	<b>718</b>	<b>72.0-287</b>	<b>25-173</b>	<b>4</b>	<b>3-40</b>	<b>13-217</b>	<b>31</b>	<b>45</b>	<b>1</b>	<b>53-54</b>	<b>0</b>	<b>0</b>	<b>1</b>	<b>76</b>	<b>403</b>

Date	Opponent	Punting										Field Goals			Kickoffs			
		no.	yds	avg	long	blkd	tb	fc	50+	i20	md-att	long	blkd	no.	yds	avg	tb	ob
09/02/2023	at Lehigh	8	354	44.3	52	0	2	2	3	4	1-1	38	0	2	115	57.5	1	0
09/09/2023	Colgate	5	205	41.0	53	0	0	2	1	1	2-2	33	0	5	264	52.8	0	0
09/16/2023	at UCF	3	144	48.0	52	0	1	1	2	1	2-2	41	0	10	583	58.3	5	0
09/23/2023	Rhode Island	6	226	37.7	50	0	1	1	1	0	1-1	27	0	3	147	49.0	1	0
09/30/2023	at UAlbany	3	108	36.0	38	0	0	1	0	1	1-1	42	0	6	297	49.5	0	0
10/07/2023	at N.C. A&T	7	304	43.4	59	0	0	3	2	1	0-1	0	0	3	174	58.0	0	0
10/14/2023	Elon	6	300	50.0	61	0	0	1	2	3	0-0	0	0	1	59	59.0	0	0
10/28/2023	Stony Brook	8	338	42.3	51	0	1	4	1	2	0-1	0	0	2	130	65.0	1	0
11/04/2023	at New Hampshire	1	22	22.0	22	0	0	0	0	0	2-3	34	0	6	364	60.7	0	1
11/11/2023	Towson	5	200	40.0	42	0	0	3	0	2	1-1	33	0	4	238	59.5	2	0
11/18/2023	at Delaware	3	149	49.7	59	0	0	0	1	2	0-1	0	0	2	102	51.0	1	0
12/02/2023	Youngstown St.	4	168	42.0	56	0	0	0	1	3	2-2	31	0	5	256	51.2	0	1
<b>Opponents</b>		<b>59</b>	<b>2518</b>	<b>42.7</b>	<b>61</b>	<b>0</b>	<b>5</b>	<b>18</b>	<b>14</b>	<b>20</b>	<b>12-16</b>	<b>42</b>	<b>0</b>	<b>49</b>	<b>2729</b>	<b>55.7</b>	<b>11</b>	<b>2</b>
<b>Villanova</b>		<b>40</b>	<b>1774</b>	<b>44.4</b>	<b>57</b>	<b>0</b>	<b>5</b>	<b>7</b>	<b>12</b>	<b>8</b>	<b>8-11</b>	<b>44</b>	<b>1</b>	<b>72</b>	<b>4108</b>	<b>57.1</b>	<b>11</b>	<b>2</b>



# 2023-24 Villanova Football Team Game-by-Game Comparison All games

Page 1/1  
as of Dec 02, 2023

Opponent	Score	First Downs				Rushing Number-Yards	Passing		Total Offense Plays-Yards	Return Yards	Turn- Overs
		Total	Rush	Pass	Pen		Comp-Att.-Int	Yards			
Lehigh	38-10	18 / 13	13 / 3	4 / 9	1 / 1	31-284 / 23-78	15-26-1 / 23-39-2	128 / 206	57-412 / 62-284	40 / 73	1 / 3
Colgate	42-19	15 / 15	7 / 4	6 / 8	2 / 3	41-152 / 31-33	8-11-0 / 16-30-1	310 / 225	52-462 / 61-258	39 / 97	1 / 1
UCF	14-48	11 / 31	5 / 17	5 / 14	1 / 0	30-83 / 54-251	9-23-1 / 24-33-0	145 / 349	53-228 / 87-600	31 / 136	1 / 0
Rhode Island	35-9	18 / 16	10 / 6	6 / 7	2 / 3	43-287 / 28-60	9-16-1 / 15-27-1	172 / 181	59-459 / 55-241	96 / 107	1 / 2
UAlbany	10-31	18 / 21	6 / 7	11 / 12	1 / 2	29-71 / 34-101	17-31-2 / 20-31-0	198 / 239	60-269 / 65-340	86 / 78	5 / 0
N.C. A&T	37-14	25 / 8	16 / 6	9 / 2	0 / 0	52-248 / 28-108	16-23-0 / 8-17-0	289 / 64	75-537 / 45-172	41 / 189	1 / 0
Elon	21-0	26 / 5	22 / 3	2 / 1	2 / 1	63-440 / 25-53	3-10-1 / 5-13-0	36 / 46	73-476 / 38-99	47 / 34	2 / 0
Stony Brook	48-13	18 / 18	5 / 6	13 / 12	0 / 0	26-158 / 30-96	17-23-0 / 22-37-1	398 / 198	49-556 / 67-294	40 / 43	1 / 1
New Hampshire	45-33	21 / 17	14 / 4	7 / 11	0 / 2	40-248 / 30-138	15-25-1 / 27-41-3	188 / 259	65-436 / 71-397	154 / 252	1 / 4
Towson	33-10	28 / 9	16 / 5	10 / 4	2 / 0	49-255 / 24-158	16-25-1 / 10-21-0	300 / 53	74-555 / 45-211	42 / 81	2 / 0
Delaware	35-7	26 / 15	11 / 11	12 / 3	3 / 1	33-227 / 34-167	17-27-0 / 14-31-3	222 / 129	60-449 / 65-296	73 / 131	1 / 3
Youngstown St.	45-28	19 / 22	9 / 7	8 / 13	2 / 2	32-191 / 30-82	12-21-1 / 27-44-2	275 / 287	53-466 / 74-369	95 / 164	1 / 2
<b>Totals</b>	<b>403-222</b>	<b>243 / 190</b>	<b>134 / 79</b>	<b>93 / 96</b>	<b>16 / 15</b>	<b>469-2644 / 371-1325</b>	<b>154-261-9 / 211-364-13</b>	<b>2661 / 2236</b>	<b>730-5305 / 735-3561</b>	<b>784 / 1385</b>	<b>18 / 16</b>

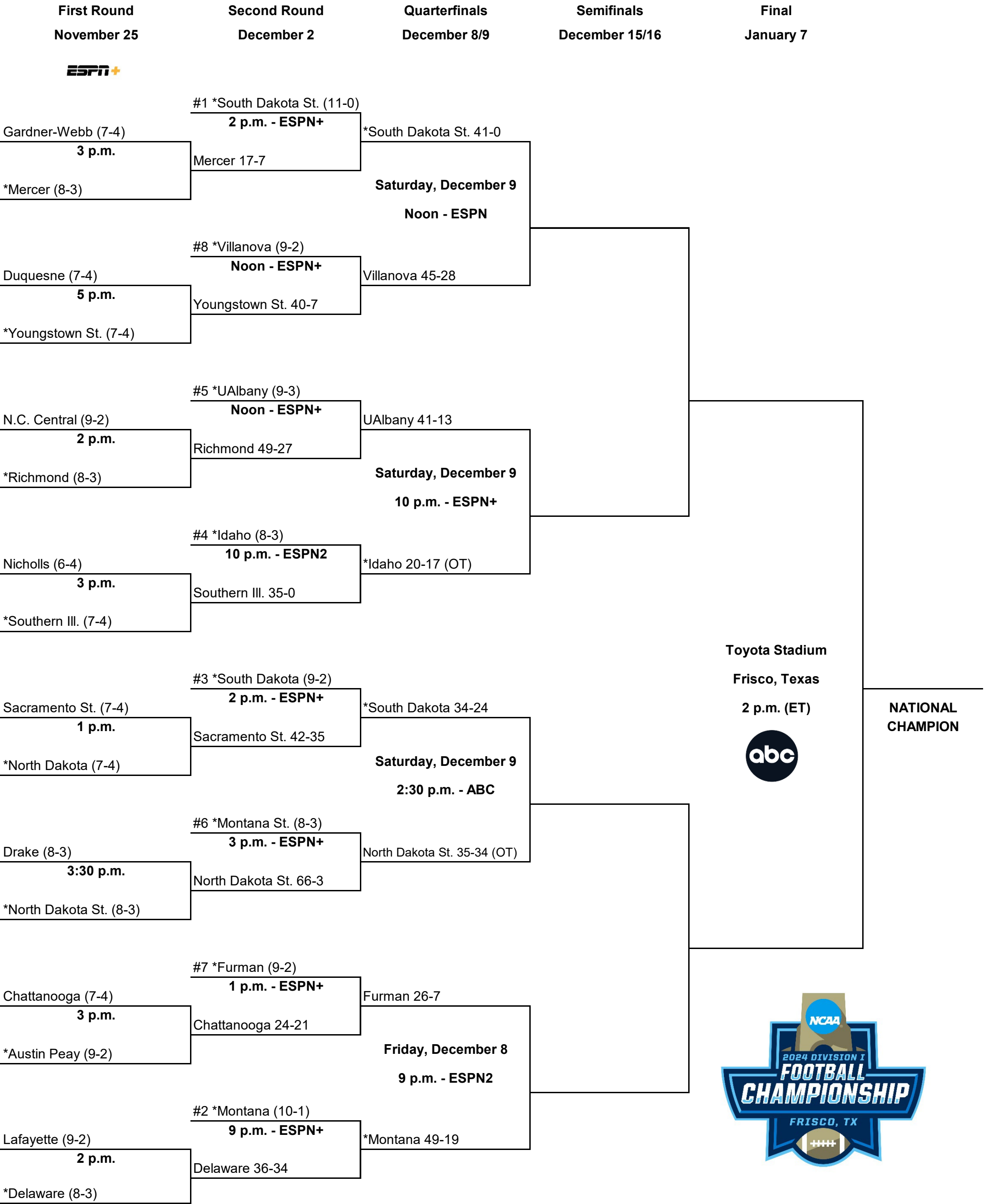
Opponents	3rd Down Conversion	4th Down Conversion	Time of Possession	TOP Margin	Avg Yds/Rush	Avg Yds/Pass	Avg Yds/Play	Punting Number-Avg	Penalties Number-Yards	Sacks
Lehigh	1-10 / 2-14	2-2 / 1-2	31:51 / 28:09	03:42	9.2 / 3.4	4.9 / 5.3	7.2 / 4.6	6-38.5 / 8-44.3	5-45.0 / 5-45.0	1 / 2
Colgate	6-11 / 5-14	1-1 / 0-0	31:38 / 28:22	03:16	3.7 / 1.1	28.2 / 7.5	8.9 / 4.2	3-44.3 / 5-41.0	6-51.0 / 7-42.0	3 / 3
UCF	1-12 / 7-15	2-2 / 2-3	27:08 / 32:52	-05:44	2.8 / 4.6	6.3 / 10.6	4.3 / 6.9	9-44.6 / 3-48.0	3-20.0 / 7-43.0	2 / 2
Rhode Island	8-12 / 5-14	0-1 / 1-2	32:57 / 27:03	05:54	6.7 / 2.1	10.8 / 6.7	7.8 / 4.4	3-50.7 / 6-37.7	12-105.0 / 3-40.0	1 / 1
UAlbany	8-13 / 8-14	0-1 / 1-2	27:59 / 32:01	-04:02	2.4 / 3.0	6.4 / 7.7	4.5 / 5.2	2-48.5 / 3-36.0	6-44.0 / 4-30.0	2 / 8
N.C. A&T	8-16 / 2-11	0-0 / 0-1	37:27 / 22:33	14:54	4.8 / 3.9	12.6 / 3.8	7.2 / 3.8	4-41.8 / 7-43.4	0-0.0 / 3-20.0	4 / 3
Elon	6-13 / 1-9	1-3 / 0-2	40:49 / 19:11	21:38	7.0 / 2.1	3.6 / 3.5	6.5 / 2.6	1-26.0 / 6-50.0	5-25.0 / 6-55.0	2 / 1
Stony Brook	5-9 / 7-16	0-1 / 0-0	24:48 / 35:12	-10:24	6.1 / 3.2	17.3 / 5.4	11.3 / 4.4	3-44.3 / 8-42.3	3-24.0 / 7-38.0	2 / 0
New Hampshire	5-10 / 4-14	0-1 / 3-5	30:29 / 29:31	00:58	6.2 / 4.6	7.5 / 6.3	6.7 / 5.6	2-45.0 / 1-22.0	5-32.0 / 9-75.0	3 / 0
Towson	6-12 / 1-10	1-2 / 1-2	41:02 / 18:58	22:04	5.2 / 6.6	12.0 / 2.5	7.5 / 4.7	2-52.0 / 5-40.0	11-87.0 / 4-47.0	1 / 2
Delaware	3-9 / 7-17	0-1 / 1-5	32:19 / 27:41	04:38	6.9 / 4.9	8.2 / 4.2	7.5 / 4.6	2-47.0 / 3-49.7	7-65.0 / 6-89.0	1 / 1
Youngstown St.	2-7 / 4-16	0-0 / 3-4	25:11 / 34:49	-09:38	6.0 / 2.7	13.1 / 6.5	8.8 / 5.0	3-48.7 / 4-42.0	5-60.0 / 6-60.0	3 / 1
<b>Totals</b>	<b>59-134 / 53-164</b>	<b>7-15 / 13-28</b>	<b>383:38 / 336:22</b>	<b>47:16</b>	<b>5.6 / 3.6</b>	<b>10.2 / 6.1</b>	<b>7.3 / 4.8</b>	<b>40-44.4 / 59-42.7</b>	<b>68-558.0 / 67-584.0</b>	<b>25 / 24</b>

Note: Game totals are displayed in the format TEAM/OPPONENT for each category





# 2023 NCAA Division I Football Championship



\* Host Institution  
All times are Eastern time. Information subject to change.  
© 2023 National Collegiate Athletic Association. No commercial use without the NCAA's written permission.

