

VILLANOVA FOOTBALL GAME NOTES

GAMEDAY

Date	November 11, 2023
Time	1:00 PM
Stadium	Villanova Stadium
Capacity	12,000

LIVE COVERAGE

TV

FloFootball

Ben Curtis (Play By Play)
Steve Pinone (Analyst)
Tessa Peloso (Sideline)

RADIO

Villanova Sports Radio Network

AM 1480, FM 102.5, FM 104.1 (Trenton)

Ryan Fannon (Play By Play)
Kevin Reilly (Analyst)

ALL-TIME SERIES

VILLANOVA LEADS 10-7

First Meeting	2004
First Villanova Win	2004 (41-6)
First Towson Win	2005 (40-19)

Last Meeting	2022
Last Villanova Win	2019 (52-45, ot)
Last Towson Win	2022 (27-3)

Mark Ferrante vs. Towson	2-2
Pete Shinnick vs. Villanova	0-0

at Villanova	5-3
at Towson	5-4

Current Streak	L1 (2022)
Longest Streak	W4 (2007-08-09-10)

ON THE INSIDE

Media Information/Quick Facts	2
Game Notes	3-7
Miscellaneous Stats/Wildcats in the NFL	8
Complete Student-Athletes	9
Mark Ferrante/Villanova Coaching Staff	10-11
Villanova Roster	12
Depth Charts (Villanova-Towson)	13-14
Opponents at a Glance	15
Villanova Players to Watch	16-19
Villanova Defense	20-21
Miscellaneous Stats	22-26
Last Time It Happened	27-28
Career Highs	29-32
Statistics	33-42

THE MATCHUP



VILLANOVA

NicknameWildcats
ConferenceCAA Football
Record7-2 (5-1 CAA)
Stats Perform FCS Poll#13 (tie)
AFCA FCS Coaches Poll#18
Head CoachMark Ferrante
Career Record44-28
Villanova Record44-28
LocationVillanova, Pa.
Founded1842
Enrollment6,584
ColorsBlue and White



TOWSON

NicknameTigers
ConferenceCAA Football
Record4-5 (3-3 CAA)
Stats Perform FCS Polln/a
AFCA FCS Coaches Polln/a
Head CoachPete Shinnick
Career Record163-72
Towson Record4-5
LocationTowson, Md.
Founded1866
Enrollment20,000
ColorsBlack and Gold

VILLANOVA SCHEDULE

Date	Opponent	Location	Time/Result	Attendance
9.2	@ Lehigh	Bethlehem, Pa.	W, 38-10	4,360
9.9	Colgate	Villanova, Pa.	W, 42-19	5,101
9.16	@ UCF	Orlando, Fla.	L, 14-48	44,206
9.23	No. 17 Rhode Island (*)	Villanova, Pa.	W, 35-9	5,913
9.30	@ UAlbany (*)	Albany, N.Y.	L, 10-31	7,071
10.7	@ North Carolina A&T (*)	Greensboro, N.C.	W, 37-14	8,098
10.14	Elon (*)	Villanova, Pa.	W, 21-0	2,429
10.28	Stony Brook (*)	Villanova, Pa.	W, 48-13	5,119
11.4	@ New Hampshire (*)	Durham, N.H.	W, 45-33	6,633
11.11	Towson (*)	Villanova, Pa.	1:00 PM	FloSports
11.18	@ Delaware (*)	Newark, Del.	1:00 PM	FloSports

TODAY'S GAME

■ Villanova (7-2, 5-1 CAA Football) plays its final home game of the regular season on Saturday afternoon when it hosts Towson (4-5, 3-3 CAA Football) for a 1 p.m. kickoff at Villanova Stadium. It is Senior Day on Saturday and the Wildcats will honor their graduating class of student-athletes in a ceremony prior to the start of the game. Additionally, the seniors from the band and spirit squads will be recognized on the field at halftime. Saturday's game can be seen live on FloFootball, while the radio call can be heard on the iHeart radio app.

■ Senior linebacker **Brendan Bell** was named the CAA Football Co-Defensive Player of the Week on Monday after he had a monster game at New Hampshire. In the 45-33 win, Bell had a career-high 14 tackles to go along with the first interception and first forced fumble of his career.

■ Villanova has scored 45 or more points in consecutive conference games in the last two weeks. It is the first time the Wildcats have done this since October 16 and 23, 1999 against Connecticut and Northeastern.

VILLANOVA FOOTBALL GAME NOTES

QUICK FACTS

Villanova University	
Location	Villanova, Pa.
Founded	1842
Enrollment	6,584
President	Rev. Peter M. Donohue, O.S.A.
Athletic Director	Mark Jackson
Colors	Blue and White
Nickname	Wildcats

Athletics History

Team National Championships	21
Individual National Champions	120
Team Conference Championships	129

Villanova Football

Affiliation	FCS
Conference	CAA Football
First Year	1894
All-Time Record	656-501-41 (.565)
Bowl Games	5
FCS Playoff Appearances	14
Last Playoff Appearance	2021
National Championships	1

Head Coach

Head Coach	Mark Ferrante
Years at Villanova	35
Years as Head Coach	Sixth Season
Career Record	44-28 (.611)

Stadium

Stadium	Villanova Stadium
Capacity	12,000
Surface	Astroplay (artificial grass)
Press Box Phone	610-519-5290
All-Time Record	261-112-5 (.697)

Award Winners

Walter Payton Awards	3
Jerry Rice Awards	1
All-Americans	28
Major Confence Awards	20
All-Conference Honorees	285
Academic All-Americans	14
CAA Football Scholar-Athletes of the Year	4
Academic All-Conference Honorees	721

2023 Team Information

Offensive Formation	Multiple
Defensive Formation	Multiple
Letterwinners Returning	67
Letterwinners Lost	22
Offensive Starters Returning/Lost	8/3
Defensive Starters Returning/Lost	8/3
Specialists Returning/Lost	3/3
2022 Overall Record	6-5
2022 Conference Record	4-4

VILLANOVA MEDIA RELATIONS

FOOTBALL CONTACT

Dean Kenefick

Senior Associate AD/Communications

E: dean.kenefick@villanova.edu

P: 610-308-4395

SECONDARY CONTACT

David Berman

Assistant AD/Communications

E: david.berman@villanova.edu

P: 860-490-6398

2022 BROADCAST SCHEDULE

FloSports

September 9 — Colgate

September 23 — Rhode Island

September 30 — @ UAlbany

October 7 — @ North Carolina A&T

October 14 — Elon

October 28 — Stony Brook

November 4 — @ New Hampshire

November 11 — Towson

November 18 — @ Delaware

ESPN+

September 2 - @ Lehigh

ESPN3

September 16 — @ UCF

RADIO BROADCASTS

Villanova Sports Radio Network

All Villanova regular season and postseason contests will be broadcast on the Villanova Sports Radio Network on the iHeart app. Games will air locally on AM 1480 and FM 102.5, along with FM 104.1 in Trenton.

Ryan Fannon (Play By Play)

Kevin Reilly (Analyst)

CAA MEDIA TELECONFERENCE

Villanova head coach **Mark Ferrante** will take part in the CAA Football virtual press conference via Zoom with members of the media on Mondays at 11 a.m. Media representatives wishing to participate in the press conference should contact **Rob Washburn** in the CAA Football office for the relevant information. The press conference will also be recorded and distributed to media members on Monday afternoons.

FOOTBALL SOCIAL MEDIA

WEBSITEwww.villanova.com

X.....@novafootball

INSTAGRAM.....@novafootball

FACEBOOKvufootball

MEDIA INFORMATION

WEBSITE

Press releases, statistics, game notes and postgame coverage - including quotes from press conferences - will be available online at villanova.com/football.

MEDIA AVAILABILITY

Members of the media who wish to attend a Villanova practice or interview a football student-athlete on a non-game day must contact **Dean Kenefick** in advance by email (dean.kenefick@villanova.edu) or phone (610-519-6514).

CREDENTIALS

Requests for credentials to cover Villanova home games should be made to **Dean Kenefick** at least one week before the game.

PHOTOS

All requests for photos of Villanova football student-athletes and coaches for use in the media should be directed by email to **David Berman** in media relations (david.berman@villanova.edu).

VILLANOVA FOOTBALL GAME NOTES

HONORS AND ACCOLADES

TD AYO-DUROIYE (Fifth Year, RB)

2021

- CAA Third Team Defense (Special Teams)

BRENDAN BELL (Senior, LB)

2023

- CAA Co-Defensive Player of the Week (9.25)
- CAA Co-Defensive Player of the Week (11.6)

MICHAEL CORBI (Sixth Year, OL)

2023

- CAA Football Preseason All-Conference Team

2022

- CAA Football Second Team Offense

2021

- CAA Football First Team Offense
- CAA Preseason All-Conference Team

2020

- CAA First Team Offense

JALEN GOODMAN (Fifth Year, DB)

2023

- CAA Football Preseason Honorable Mention

JAARON HAYEK (Fifth Year, WR)

2023

- CAA Football Preseason All-Conference Team

2022

- CAA Football First Team Offense
- CAA Offensive Player of the Week (10.3)

2021

- CAA Third Team Offense

MATTHEW MERCURIO (Sixth Year, K)

2023

- CAA Football Preseason Honorable Mention

2022

- CAA Football Third Team Offense

RAYJUN PRINGLE (Fifth Year, WR)

2021

- CAA Football Second Team Offense

2020

- CAA Second Team Offense
- CAA Offensive Player of the Week (3.8)

ISAIAH RAGLAND (Freshman, RB)

2023

- CAA Rookie of the Week (10.16)

CONNOR WATKINS (Fifth Year, QB)

2023

- CAA Co-Offensive Player of the Week (10.30)

VILLANOVA NOTES

CATCHING UP WITH THE 'CATS

◆ Villanova has won four straight games and is coming off a 45-33 road win at New Hampshire last week. That victory was the first over UNH since the 2009 playoffs and Villanova's first win in Durham since 2003. During the four-game win streak the Wildcats have an average margin of victory of 23.8 points per game. The streak began with a 37-14 win at North Carolina A&T on October 7, followed by home wins over Elon on October 14 (21-0) and Stony Brook on October 28 (48-13).

TOWSON SERIES

◆ Villanova leads the all-time series against Towson by a 10-7 margin. The teams faced each other for the first time in 2004 when the Tigers joined what was then the Atlantic 10 Conference. In the years since, the Wildcats have gone 5-3 against Towson at home and 5-4 in road games at Johnny Unitas Stadium in Maryland. Villanova's last win over the Tigers was a 52-45 overtime classic in 2019 when Towson was ranked No. 5 in the country. The most recent matchup in the series was last season when the Wildcats traveled to Towson and suffered a 27-3 setback.

POLLING PLACES

◆ Villanova's four-game winning streak has taken it from an unranked team in the national polls to a top-20 squad in both the Stats Perform FCS Top 25 and the AFCA FCS Coaches Poll. In this week's rankings the Wildcats moved up four spots in the Stats poll into a tie for No. 13 along with Florida A&M. Villanova is also ranked No. 18 in the AFCA poll, four spots higher than last week.

CROWDED AT THE TOP

◆ Entering play this week there is a five-way tie for first place in the CAA Football standings. Villanova, Delaware, Elon, Richmond and UAlbany are all sporting a 5-1 record in conference play with two weeks remaining in the regular season. Adding intrigue to the large mix of teams are two games within the maelstrom over the next two weeks. Richmond plays host to Elon this week, while Villanova travels to Delaware to end the regular season next week.

FLIPPING THE SCRIPT

◆ Despite the fact that Villanova and New Hampshire have been conference foes since VU joined what was then the Yankee Conference in 1988, the teams faced each other last weekend for only the third time in the last 10 seasons. Villanova snapped a string of five straight losses to its mascot namesakes with last week's 45-33 win, its first over UNH since a 46-7 victory in the quarterfinal round of the FCS playoffs. Villanova also won on the road against New Hampshire for the first time since a 48-14 win in 2003. VU lost five straight games in Durham in 2005, 2009, 2011, 2013 and 2019.

FIVE YEARS OF SUCCESS

◆ Over the last five seasons (2019-23) the Wildcats own the best overall winning percentage among the current CAA Football teams. Villanova has gone 34-16 (.680) in 50 games played since the start of the 2019 campaign and won its most recent CAA title in 2021. Only the Wildcats along with Monmouth and Delaware have posted a winning percentage above .600 among conference teams in the past five seasons.

HIGHEST WIN% BY CURRENT CAA FOOTBALL TEAMS (2019-23)

Villanova (34-16, .680)
Monmouth (30-19, .612)
Delaware (32-21, .604)
Richmond (29-20, .592)
William & Mary (28-20, .583)

VILLANOVA FOOTBALL GAME NOTES

VILLANOVA NOTES

TEN YEARS OF SUCCESS

◆ Villanova also has the second-highest winning percentage among CAA Football teams over the last 10 seasons (2014-23), going 70-40 (.636) since the start of the 2014 campaign and making FCS playoff appearances in 2014, 2016, 2019 and 2021.

HIGHEST WIN% BY CURRENT CAA FOOTBALL TEAMS (2014-23)

North Carolina A&T (72-31, .699)

Villanova (70-40, .636)

Richmond (68-45, .602)

Monmouth (62-43, .590)

New Hampshire (62-47, .569)

SECOND WEEKLY HONOR FOR BELL

◆ Senior linebacker **Brendan Bell** was recognized as the CAA Football Co-Defensive Player of the Week for the second time this season when this week's honors were announced on Monday afternoon. Bell is coming off a monster game against New Hampshire where he had a career-high 14 tackles in a 45-33 win. The stat line for Bell last week included eight solo tackles and six assisted stops. He also recorded the first interception and first forced fumble of his career to go along with a pass breakup. The forced fumble in the second quarter led to a Villanova touchdown which tied the score at 10-10.

CAA WEEKLY HONORS

◆ **Brendan Bell** is one of three Wildcats who have earned CAA Football weekly awards this season. He has been the league's Co-Defensive Player of the Week on September 25 and again this week (November 6). Fifth year quarterback **Connor Watkins** was named the Co-Offensive Player of the Week on October 30 and freshman running back **Isaiah Ragland** garnered Rookie of the Week accolades on October 16.

DECIDED BY DEFENSE

◆ Although the 33 points allowed to New Hampshire last week are the most given up by Villanova in a victory since a 52-45 win at Towson in 2019, the turning point in the win over UNH was a number of big plays made by the Wildcats defense. Villanova forced a season-high four turnovers in the victory, including three interceptions by UNH quarterback Max Brosmer who began the day leading the FCS in passing yards and total offense per game. The four turnovers equaled the number that Villanova had forced in the previous seven games combined. It was also the first time since the Rhode Island game on September 23 that the Wildcats won the turnover battle.

CAA FOOTBALL ALL-TIME LEAGUE RECORDS

Team	Record	Pct.	Titles (Shared-Outright)	Last Title
Delaware	179-119	.601	10 (8-2)	2020
Campbell	3-2	.600	0 (0-0)	—
Villanova	169-114	.597	7 (6-1)	2021
New Hampshire	257-209-10	.550	14 (5-9)	2022
William & Mary	129-112	.535	5 (4-1)	2022
Monmouth	6-6	.500	0 (0-0)	—
Richmond	147-151	.493	8 (7-1)	2015
Maine	222-251-7	.470	13 (8-5)	2018
Elon	33-39	.458	0 (0-0)	—
Stony Brook	34-48	.415	0 (0-0)	—
Towson	61-87	.412	2 (1-1)	2012
Rhode Island	154-323-7	.325	7 (5-2)	1985
UAlbany	26-55	.321	0 (0-0)	—
Hampton	3-10	.237	0 (0-0)	—
North Carolina A&T	0-6	.000	0 (0-0)	—

There are nine former members of the conference who are not listed here.

CAA FOOTBALL

Standings (Top 25)	CAA	Overall
Villanova	5-1	7-2
Delaware	5-1	7-2
UAlbany	5-1	7-3
Richmond	5-1	6-3
Elon	5-1	5-4
William & Mary	3-3	5-4
Rhode Island	3-3	5-4
Hampton	3-3	5-4
Campbell	3-3	4-5
New Hampshire	2-3	4-4
Monmouth	3-3	4-5
Towson	3-3	4-5
Maine	1-6	2-8
North Carolina A&T	0-6	1-8
Stony Brook	0-7	0-9
TOTAL		66-70

WEEK 11 SCHEDULE

Saturday, November 11

Towson at Villanova (*)	1:00 PM
New Hampshire at Monmouth (*)	12:00 PM
William & Mary at Hampton (*)	1:00 PM
North Carolina A&T at Rhode Island (*)	1:00 PM
UAlbany at Stony Brook (*)	1:00 PM
Delaware at Campbell (*)	1:00 PM
Elon at Richmond (*)	2:00 PM

WEEK 10 RESULTS

Saturday, November 4

Villanova 45, New Hampshire 33 (*)
Towson 42, North Carolina A&T 32 (*)
Elon 33, Delaware 27 (*)
UAlbany 24, William & Mary 8 (*)
Monmouth 56, Stony Brook 17 (*)
Hampton 42, Maine 35 (*)
North Carolina 59, Campbell 7

WEEK 10 AWARDS

Offensive Player of the Week

Elijah Burris (Jr., RB).....Hampton

Co-Defensive Players of the Week

Brendan Bell (Sr., LB).....**Villanova**
AJ Simon (Sr., DE)UAlbany

Special Teams Players of the Week

Jack Berkowitz (Fr., PK).....Elon

Rookie of the Week

Griffin Woodell (Fr., RB).....UAlbany

VILLANOVA FOOTBALL GAME NOTES

TEAM COMPARISON

TALE OF THE TAPE

Villanova	CATEGORY	Towson
32.2	Scoring Offense	24.8
19.7	Scoring Defense	32.6
170	First Downs	174
144	First Downs Allowed	213
219.0	Rushing Yards/Game	156.2
102.0	Rushing Defense/Game	190.3
207.1	Passing Yards/Game	209.1
196.3	Passing Defense/Game	236.6
426.1	Total Offense/Game	365.3
298.3	Total Defense/Game	426.9
19.3	Kick Return Average	17.8
2.2	Punt Return Average	5.9
8-148-0	Interception Returns	6-48-0
45-346	Penalties-Yards	75-662
31:41	Time of Possession	27:43
45%	3rd Down Offense	38%
34%	3rd Down Defense	51%
50%	4th Down Offense	52%
47%	4th Down Defense	62%
76% (26-34)	Red Zone Offense	85% (35-41)
78% (21-27)	Red Zone Defense	88% (38-43)
16-7	Fumbles-Lost	9-5
-3	Turnover Margin	+3
86% (6-7)	Field Goals	82% (14-17)
97% (38-39)	PATs	95% (21-22)
20-141	Team Sacks	23-158
20-132	Sacks Allowed	12-69

PASSING LEADERS

Villanova	CMP	ATT	INT	YDS	TD
Watkins	102	179	7	1812	14
TEAM	109	188	7	1864	14

Towson	CMP	ATT	INT	YDS	TD
Kent	169	288	6	1882	13
TEAM	169	289	7	1882	13

RUSHING LEADERS

Villanova	G	ATT	YDS	AVG	TD
Jackson	7	89	618	6.9	6
Barlee	8	74	464	6.3	4
Ayo-Durojaiye	9	72	389	5.4	6
TEAM	9	355	1971	5.6	25

Towson	G	ATT	YDS	AVG	TD
Matthews	9	127	571	4.5	9
Hunter	6	59	308	5.2	0
Kent	9	68	2777	4.1	3
TEAM	8	222	913	4.1	13

RECEIVING LEADERS

Villanova	G	REC	YDS	AVG	TD
Pringle	9	27	712	26.4	6
Sanchez	9	22	548	24.9	4
TEAM	9	109	1864	17.1	14

Towson	G	REC	YDS	AVG	TD
Londono	9	32	479	15.0	1
Runyon	9	36	412	11.4	3
TEAM	9	169	1882	11.1	13

DEFENSIVE LEADERS

Villanova	TACK	TFL	SACK	INT	FF-FR
Bell	57	7-22	2-7	1-17	1-0
Hartzell	53	3.5-23	3-22	1-19	0-0
TEAM	543	57-232	20-141	8-148	4-3

Towson	TACK	TFL	SACK	INT	FF-FR
Terry	61	1-4	0-0	1-0	1-0
Davis	58	0-0	0-0	1-3	0-0
TEAM	645	46-226	23-158	6-48	11-9

VILLANOVA NOTES

LEADING THE WAY

◆ The strong defensive performance by Villanova last week included senior linebacker **Brendan Bell**, sophomore linebacker **Shane Hartzell** and sophomore safety **Christian Sapp** all recording interceptions. Bell also forced a fumble which fifth year safety **Elijah Glover** returned 40 yards to the six-yard line to set up a Wildcats touchdown. The trio of Bell (14), senior safety **Ty Trinh** (12) and Hartzell (10) all reached double figures in tackles on the day. The 40-yard fumble return by Glover was the longest for Villanova since Jaquan Amos had a 99-yard return for a touchdown against Maine on October 7, 2017.

MORE DEFENSIVE DOINGS

◆ Villanova enters play this week leading CAA Football and ranked 12th in the country in fewest first downs allowed (144, 16.0 per game). The Wildcats also rank second in the conference in both rushing defense (102.0) and total defense (298.3) through nine games played. Villanova ranks 12th nationally in total defense and 13th in rushing defense. VU has allowed fewer than 100 rushing yards five times in nine games played. In fact, taking out a 251-yard rushing performance by FBS and Big 12 member UCF on September 16, the Wildcats rushing defense in its eight other games is just 83.4 yards per contest.

ON THE GROUND AND IN THE AIR

◆ For the first time this season and only the 36th time in school history, the Wildcats had both a 100+ yard rushing performance and a 100+ yard receiving performance in the same game last week. Sixth year running back **Jalen Jackson** rushed for 145 yards on 19 carries against New Hampshire and fifth year wide receiver **Rayjuon Pringle** tallied four receptions for 104 yards. The last time Villanova had such a game was last season on October 22 against UAlbany when Pringle had 143 receiving yards and **TD Ayo-Durojaiye** rushed for 136 yards.

MARKING MILESTONES

◆ Sixth year running back **Jalen Jackson** and fifth year wide receiver **Rayjuon Pringle** moved into the top 10 in school history in career rushing yards and career receiving yards, respectively, last week. Jackson currently ranks 10th in career rushing with 2,185 yards while Pringle is ninth in career receiving with 2,264 yards. Villanova has a total of five active players who are ranked in the top 25 in school history in career rushing or receiving yards.

VU CAREER RECEIVING LEADERS

1.	Brian Finneran (1994-97)	3,872
2.	Robert Brady (1986-89)	2,901
3.	Mike Siani (1968-71)	2,746
4.	Murle Sango (1998-01)	2,685
5.	Josh Dolbin (1994-97)	2,660
6.	Brian Westbrook (1997-01)	2,639
7.	Jaaron Hayek (2019-)	2,513
8.	J.J. Outlaw (2002-05)	2,326
9.	Rayjuon Pringle (2019-)	2,264
10.	John Dieser (2002-05)	2,210

VU CAREER RUSHING LEADERS

9.	Terry Butler (2001-04)	2,191
10.	Jalen Jackson (2018-)	2,185
11.	Curtis Sifford (1994-97)	2,165
12.	Chris Whitney (2007-10)	2,160
13.	DeeWil Barlee (2019-)	2,093
14.	Pat Kennedy (1988-91)	1,950
15.	Ralph Pasquariello (1946-49)	1,815
16.	Matt Szczur (2007-10)	1,803
17.	Pat O'Brien (1977-80)	1,792
18.	Anthony Cowsette (1993-96)	1,689
19.	Gene Filipski (1952-53)	1,594
20.	Kevin Mosley (1990-93)	1,591
21.	Peter Lombardi (1985-88)	1,568
22.	Pete D'Alonzo (1948-50)	1,560
23.	TD Ayo-Durojaiye (2019-)	1,550

MOVING THE STICKS

◆ Villanova ranks second in CAA Football and 15th nationally in third down conversions with a rate of 45.3 percent (48-of-106). That is a strong number, but in recent weeks VU has been even more impressive on third down. In the first three games of the season the Wildcats were just 24.2 percent (8-of-33) on third down. In six games since then, Villanova has gone 40-of-73 (54.8%) on third down, including 5-of-10 against New Hampshire last week.

VILLANOVA FOOTBALL GAME NOTES

VILLANOVA NOTES

PUT THE WHISTLE (AND THE LOSSES) AWAY

♦ Villanova has won four straight games and there has been a common theme in those contests: in each of the four games the Wildcats have been whistled for fewer penalties than their opponent. Since the start of last season, Villanova is 8-0 against FCS competition when it commits fewer penalties than its opponent.

MAKING BIG PLAYS

♦ Villanova has recorded 52 plays from scrimmage of 20 yards or longer this season. That total includes 33 pass plays for 20+ yards and 19 rushes for 20 yards or longer. It comes out to an average of 5.8 offensive plays per game which go for at least 20 yards. Of particular note, Villanova has 14 pass completions on the year for 40 yards or longer. The most recent of those came last week when fifth year quarterback **Connor Watkins** and fifth year wide receiver **Rayjuon Pringle** connected on a 68-yard touchdown pass in the fourth quarter against New Hampshire.

♦ **Connor Watkins** has 13 pass completions of 40 yards or longer this season and he is the first quarterback in school history to throw three passes of at least 75 yards in the same year. Below is the breakdown of the big plays that Watkins has made during his career. Since he became the starter under center at the beginning of the 2022 season, Watkins is 13-7 (.650) as a starter and has thrown more than 12 percent of his total completions (28 of 230) for 40 yards or longer.

CONNOR WATKINS CAREER PASSING PLAYS

11 completions of 40-49 yards
5 completions of 50-59 yards
7 completions of 60-69 yards
3 completions of 70-79 yards
2 completions of 80-80 yards

CENTURY MARK RECEIVERS

♦ For only the second time in school history Villanova had three players top 100 receiving yards in the same game during the October 28 win over Stony Brook. The trio of **Rayjuon Pringle**, **Jaylan Sanchez** and **Jaaron Hayek** all had over 100 yards as the Wildcats amassed 398 yards through the air in a 48-13 victory. Pringle had five catches for 196 yards and a touchdown, Sanchez made four catches for 103 yards and a score, and Hayek recorded five catches for 102 yards and two touchdowns. It was the 10th career game with over 100 yards for Hayek which is tied for the third most in school history.

♦ The only previous Villanova game in which three players topped 100 receiving yards was on November 18, 2000 in a 59-42 loss to Delaware. The trio of 100-yard receivers on that day included **Brian White** (126), **Brian Westbrook** (116) and **Steve Ward** (100).

VILLANOVA VERSUS FCS RANKED OPPONENTS

Villanova...	All-Time (since 1985)	Mark Ferrante Era	2023 Season
vs. Top 25	68-80 (.459)	10-10	1-0
vs. No. 1 Team	3-6 (.333)	0-1	0-0
vs. 1-5	18-13 (.581)	2-2	0-0
vs. 1-10	27-34 (.443)	2-6	0-0
vs. 11-15	14-15 (.483)	2-0	0-0
vs. 16-20	14-15 (.483)	4-1	1-0
vs. 21-25	13-16 (.448)	2-3	0-0
VU Ranked	53-50 (.515)	7-7	1-0
VU Unranked	15-30 (.333)	2-3	0-0
Home	42-29 (.592)	5-3	1-0
Away	25-51 (.329)	5-7	0-0
Conference	50-70 (.417)	7-9	1-0
Non-Conference	18-10 (.643)	3-1	0-0

NATIONAL RANKINGS

STATS PERFORM FCS TOP 25 (November 6)

Rk	Team (1st)	Rec.	Pts.
1	South Dakota State (56)	9-0	1,400
2	Furman	8-1	1,298
3	Montana	8-1	1,279
4	Idaho	7-2	1,265
5	Montana State	7-2	1,190
6	South Dakota	7-2	1,110
7	North Carolina Central	8-1	907
8	Delaware	7-2	870
9	Sacramento State	6-3	857
10	North Dakota	6-3	812
11	Southern Illinois	6-3	730
12	North Dakota State	6-3	655
13t	Florida A&M	8-1	654
13t	Villanova	7-2	654
15	Northern Iowa	6-3	615
16	UIW	7-2	566
17	Western Carolina	6-3	517
18	UAlbany	7-3	504
19	Chattanooga	7-3	490
20	Austin Peay	7-2	477
21	UT Martin	7-2	348
22	Youngstown State	6-3	342
23	Mercer	7-3	183
24	Harvard	7-1	112
25	Lafayette	7-2	90

Receiving Votes: Central Arkansas 75, Tarleton State 47, Holy Cross 43, **Elon 41**, **Richmond 23**, Nicholls 15, **William & Mary 13**, Tennessee State 9

AFCA FCS COACHES POLL (November 6)

Rk	Team (1st)	Rec.	Pts.
1	South Dakota State (26)	9-0	650
2	Furman	8-1	612
3	Montana	8-1	603
4	Idaho	7-2	575
5	Montana State	7-2	533
6	South Dakota	7-2	492
7	North Carolina Central	8-1	491
8	Delaware	7-2	386
9	Florida A&M	8-1	378
10	UIW	7-2	368
11	Sacramento State	6-3	355
12	North Dakota	6-3	346
13	North Dakota State	6-3	324
14	Austin Peay	7-2	304
15	Southern Illinois	6-3	285
16	UT Martin	7-2	263
17	Chattanooga	7-3	258
18	Villanova	7-2	193
19	Harvard	7-1	191
20	Northern Iowa	6-3	161
21	Western Carolina	6-3	158
22	Holy Cross	6-3	129
23	Lafayette	7-2	91
24	Central Arkansas	6-3	79
25	UAlbany	7-3	67

Receiving Votes: Youngstown State 59, Mercer 56, Illinois State 16, Davidson 9, Eastern Illinois 5, Fordham 3, Samford 3, Tarleton State 3, **William & Mary 3**, Nicholls 1

VILLANOVA FOOTBALL GAME NOTES

VILLANOVA NOTES

THE T-D STANDS FOR TOUCHDOWN

◆ Fifth year running back **TD Ayo-Durojaiye** accounted for the only offensive points of the game against Elon as he rushed for a career-high three touchdowns. Somewhat incredibly, Ayo-Durojaiye was only the Wildcats fourth-leading rusher in the game despite carrying the ball 11 times for 78 yards and the three scores. He tallied the first points of the game on his first offensive snap of the day when he scampered for a one-yard touchdown at the 9:24 mark of the first quarter. Less than four minutes later he broke away from midfield and galloped for a 50-yard coring run. The third touchdown was another one-yard play at 7:02 of the third quarter.

TWO FOR 125

◆ The game against Elon was the 29th time in school history that Villanova had two or more players rush for 100 yards or more in a single game. However, it was only the third time ever that the Wildcats had two players rush for at least 125 yards in the same contest. Freshman running back **Isaiah Ragland** (126 yards) and fifth year quarterback **Connor Watkins** (125 yards) became the first Villanova teammates to rush for at least 125 yards in the same game since *Vince Thompson* (162) and *Pat O'Brien* (146) did so against West Virginia on October 29, 1977.

FRESHMAN FEATS

◆ First year running back **Isaiah Ragland** is only the sixth true freshman in Villanova history to rush for at least 125 yards in a single game. The last to do it is his current teammate, fifth year running back **DeeWil Barlee**, who ran for 131 yards against Stony Brook during his freshman season in 2019.

VILLANOVA TRUE FRESHMEN – 125+ RUSHING YARDS

October 20, 1946 – Joe Rogers vs. Georgetown (169)
November 4, 1985 – Ron Sency vs. Navy JV (144)
September 23, 1989 – Mike Jones vs. Columbia (125)
September 16, 1995 – Todd Golemi vs. Delaware (137)
September 30, 1995 – Todd Golemi vs. Buffalo (142)
October 26, 2019 – DeeWil Barlee vs. Stony Brook (131)
October 14, 2023 – Isaiah Ragland vs. Elon (126)

OVERTIME HISTORY (since 1985)

Year	Opponent	Result	Score
1988	at Boston University	Win	31-24
1989	Connecticut	Win	6OT 41-35
1994	Delaware	Loss	31-38
1995	James Madison	Loss	27-28
1998	Delaware	Win	34-31
1999	at Connecticut	Win	3OT 48-45
1999	Delaware	Win	51-45
2000	William & Mary	Loss	41-48
2001	James Madison	Win	45-44
2003	at Temple	Win	2OT 23-20
2007	Maine	Win	24-17
2007	at Massachusetts	Loss	4OT 24-32
2008	at Penn	Win	20-14
2010	at Delaware	Win	28-21
2014	at Syracuse	Loss	2OT 26-27
2017	at Albany	Loss	10-19
2019	at Towson	Win	52-45
2020	Rhode Island	Loss	37-40

RECORD-SETTING EFFICIENCY

◆ In the win over Colgate on September 9, fifth year quarterback **Connor Watkins** became the first player in Villanova history to throw for over 300 yards on fewer than 10 completions. Watkins was 8-of-11 through the air for 310 yards and two touchdowns while averaging an incredible 38.75 yards per completion in the 42-19 win.

◆ Watkins completed three passes of 60 yards or longer in the record-setting performance, with five of his passes going for 43 yards or longer. He threw a 67-yard touchdown pass to fifth year wide receiver **Rayjuon Pringle**, who also hauled in catches of 51 yard and 43 yards. Sophomore wide receiver **Jaylan Sanchez** recorded receptions of 68 yards and 60 yards.

◆ Prior to Watkins' performance versus Colgate the school record for fewest completions in a 300-yard game was more than double Villanova's eight pass completions against Colgate. During the 2019 season *Daniel Smith* threw for 378 yards on 17 completions (17-of-24, 378 yards, 5 TD) against Delaware.

◆ Watkins' average of 38.75 yards per completion in the Colgate game would have set the FCS record for a single game if he had enough completions to qualify for the NCAA minimum standard. The official record for an FCS game is 28.5 yards per completion (17 completions for 485 yards) by Kendrick Nord of Grambling against Alcorn on September 3, 1994.

STATISTICAL ODDITY

◆ **Connor Watkins'** longest pass in the game against Colgate was for 75 yards, but Villanova's longest reception in the game was for 68 yards. Midway through the second quarter the Wildcats had a 3rd-and-11 play from their own 24-yard line. Watkins looked short right to sophomore receiver **Jaylan Sanchez**, who caught the pass but eventually fumbled at the Colgate 10-yard line after a gain of 66 yards. Fifth year receiver **Rayjuon Pringle** recovered the loose ball at the 8-yard line and kept the play alive until he was brought down at the 1-yard line. Sanchez was credited with 68 yards and Pringle with seven yards.

ENTERING WITH EXPERIENCE

◆ Villanova has 19 players (out of 93) on its 2023 roster who are graduate students in their fifth or sixth years of playing college football. All 19 graduate students on the roster were listed as starters or reserves on the Wildcats depth chart to open the 2023 season.

◆ In all, the 93 players on the Villanova roster began the 2023 campaign with 1,111 career games played and 369 yards. The current tally for the players on the Wildcats roster is 1,494 career games played with 567 starts.

PRESEASON HONORS

◆ Wide receiver **Jaaron Hayek** and offensive lineman **Michael Corbi** were each named to the CAA Football Preseason All-Conference Team in a preseason poll of league head coaches. Hayek was a first team All-CAA selection last year and Corbi was a second team pick.

◆ In addition to the two preseason all-conference honorees, safety **Jalen Goodman** and kicker **Matthew Mercurio** garnered honorable mention preseason honors.

VILLANOVA FOOTBALL GAME NOTES

VILLANOVA'S RECORD...

	2023	Ferrante
Overall	7-2	44-28
CAA Football	5-1	28-22
Non-Conference	2-1	16-6
Home	4-0	22-12
Road	3-2	22-16
Neutral	0-0	0-0
Current Streak	W4	W4
Home Streak	W4	W7
Road Streak	W2	W2

Day Games	6-1	33-24
Night Games	1-1	11-4
March	0-0	1-1
April	0-0	1-1
August	0-0	1-0
September	3-2	18-9
October	3-0	11-9
November	1-0	11-7
December	0-0	1-1
Ranked Teams	1-0	11-11
Unranked Teams	6-2	33-17
Overtime	0-0	1-2

After 1st Quarter

Leading	6-0	36-7
Trailing	1-2	3-13
Tied	0-0	5-8

Halftime

Leading	7-0	39-5
Trailing	0-2	5-21
Tied	0-0	0-2

After 3rd Quarter

Leading	7-0	38-4
Trailing	0-2	5-21
Tied	0-0	1-3

Scoring

Scoring First	7-1	38-10
Opp. Scores First	0-1	6-18
Scoring 0-9	0-0	0-6
Scoring 10-19	0-2	3-12
Scoring 20-29	1-0	8-5
Scoring 30-39	3-0	17-3
Scoring 40+	3-0	16-2
Allowing 0-9	2-0	13-0
Allowing 10-19	4-0	17-4
Allowing 20-29	0-0	10-8
Allowing 30-39	1-1	3-9
Allowing 40+	0-1	1-7

Game Decided By

0-9 Points	0-0	13-12
10-19 Points	1-0	6-6
20+ Points	6-2	25-10

Statistics

Outgain opp.	7-0	38-6
Outgained by opp.	0-2	6-22
VU 100-yard rusher	4-0	21-4
VU 100-yard receiver	4-0	19-10
VU 300-yard passer	2-0	5-4
Opp. 100-yard rusher	1-1	3-13
Opp. 100-yard receiver	1-1	9-11
Opp. 300-yard passer	0-1	6-7

Turnovers

No turnovers	0-0	14-3
1-2 turnovers	7-1	25-18
3+ turnovers	0-1	5-7
No takeaways	2-2	3-9
1-2 takeaways	3-0	27-17
3+ takeaways	2-0	14-2
Win turnover margin	3-0	25-5
Lose turnover margin	2-1	6-15
Turnovers tied	2-0	13-5

STATISTICAL RANKINGS

Team Stats	CAA	FCS	Stat
------------	-----	-----	------

Offense

Passing Efficiency.....	1	11	158.39
Rushing Offense	2	9	219.0
3rd Down Pct.	2	15	45.3%
Total Offense	4	18	426.1
Scoring Offense	4	21	32.2
Sacks Allowed	8	74	2.22
4th Down Pct.	10	55	50.0%
First Downs	10	59	170
Passing Offense	10	62	207.1
Red Zone Offense.....	11	80	76.5%

Defense

First Downs Allowed.....	1	12	144
Total Defense	2	12	298.3
Rushing Defense	2	13	102.0
Scoring Defense	3	19	19.7
Opp. 3rd Down Pct.	4	23	33.9%
Passing Def. Efficiency	4	33	121.43
Passing Defense	4	39	196.3
Red Zone Defense	4	40	77.8%
Opp. 4th Down Pct.	5	35	47.1%
Team Sacks	6	34	2.22

Special Teams

Field Goal Pct.....	2t	n/a	85.7%
PAT Percentage	4	n/a	97.4%
Kickoff Returns.....	8	64	19.26
Net Punting.....	9	54	36.03
Kickoff Ret. Def.	15	113	23.80
Punt Returns	15	114	2.22

Miscellaneous

Penalty Yards/Game.....	1	8	38.44
Time of Possession	3	20	31:41
Turnover Margin.....	11	75	-3

Player Stats*	CAA	FCS	Stat
---------------	-----	-----	------

Jalen Jackson

Rushing Yards/Gm	3	23	88.3
------------------------	---	----	------

Rayjuon Pringle

Yards Per Reception.....	1	1	26.37
Receiving Yards.....	3	19	712
Receiving Yards/Gm.....	3	22	79.1

Jaylan Sanchez

Yards Per Reception.....	2	2	24.91
--------------------------	---	---	-------

Connor Watkins

Yards Per Completion	1	1	17.76
Yards Per Attempt	1	1	10.12
Passing Efficiency.....	1	8	160.0
Points Responsible For ...	3	12	132
Points Responsible/Gm ...	3	13	14.7

n/a Team stat not kept in FCS national stats

** Players who rank in the top three in the CAA*

WILDCATS IN THE NFL

CURRENT NFL ROSTERS

Christian Benford, Bills

Ethan Greenidge, Falcons (*reserve/injured list*)

Tanoh Kpassagnon, Saints

ALL-TIME NFL DRAFT PICKS

Year.....Name.....RdTeam

1936.....	Eddie Michaels	2	Bears
1938.....	John Mellus	7	Giants
1940.....	Andy Chisick	7	Cardinals
1943.....	George Smith	21	Cardinals
1943.....	Steve Pritko	28	Rams
1944.....	Val Jansante.....	10	Steelers
1944.....	Al Postus.....	20	Eagles
1947.....	Bob David	25	Rams
1949.....	Lou Ferry	3	Packers
1949.....	Ed Berrang.....	5	Redskins
1950.....	Ralph Pasquariello	1	Rams
1950.....	John Sandusky	2	Browns
1950.....	Steve Roomanik	3	Bears
1950.....	Dan Brown	11	Redskins
1951.....	Pete D'Alonzo	4	Lions
1953.....	Gene Filipski	7	Browns
1956.....	Don McComb.....	21	Giants
1957.....	Joe Ryan	25	Bears
1962.....	Frank Budd.....	7	Eagles
1962.....	Sam Gruneisen		Chargers
1963.....	Larry Glueck	3	Bears
1963.....	Billy Joe		Broncos
1965.....	Mike Strofolino	4	Rams
1965.....	Al Atkinson		Bills
1969.....	Rich Moore	1	Packers
1969.....	John Sodaski.....	9	Steelers
1970.....	Billy Walik	11	Eagles
1972.....	Mike Siani	1	Raiders
1972.....	John Babinecz.....	2	Cowboys
1972.....	Ernie Messmer	13	Steelers
1973.....	Kevin Reilly	7	Dolphins
1974.....	Joe Miller.....	11	Redskins
1974.....	John Givens	14	Falcons
1975.....	John Zimba	5	Browns
1976.....	Gary Shugrue.....	11	Lions
1976.....	Steve Ebbecke.....	13	Eagles
1977.....	John Mastronardo	10	Eagles
1981.....	Howie Long.....	2	Raiders
1981.....	David Martin.....	9	Lions
2002.....	Brian Westbrook	3	Eagles
2008.....	Matt Sherry	6	Bengals
2011.....	Ben Ijalana	2	Colts
2017.....	Tanoh Kpassagnon.....	2	Chiefs
2017.....	Brad Seaton	2	Titans
2022.....	Christian Benford	6	Bills

VILLANOVA FOOTBALL GAME NOTES

COMPLETE STUDENT-ATHLETES

ACADEMIC HIGHLIGHTS

NCAA ACADEMIC DATA

■ Each year the NCAA recognizes programs that have a multi-year Academic Progress Rate (APR) score that ranks within the top 10 percent of their sport nationwide. Villanova has earned this award nine times in the 17-year history of the APR program.

■ In the most recent APR data released in May 2023 the football program's multi-year APR score of 974 was 12 points above the national average for FCS programs.

■ New data on the NCAA Graduation Success Rate (GSR) was released in November 2022 and Villanova led all CAA Football schools with a new program record 96 percent GSR.

ACADEMIC ALL-AMERICANS

■ One of the highest honors that a student-athlete can achieve is to be named an Academic All-American, an award which encompasses both academic achievement as well as contributions on the field. Villanova has had 12 football student-athletes earn a total of 14 Academic All-America honors over the years.

CAA TEAM ACADEMIC EXCELLENCE

■ Villanova was the winner of the CAA Football Team Academic Excellence Award for both the 2016-17 and the 2017-18 school years. The award is presented at the end of each academic year to the conference school with the highest team GPA.

CAA SCHOLAR-ATHLETE OF THE YEAR

■ Villanova has had five student-athletes be named the CAA Football Scholar-Athlete of the Year. Nominees for the award must have attained senior standing academically and have a cumulative GPA of 3.0 or higher.

CAA ACADEMIC HONOR ROLL

■ Student-athletes with a semester GPA of 3.0 or higher are named to the CAA Commissioner's Academic Honor Roll. Villanova had 62 honorees for the Fall 2022 semester and 63 student-athletes achieve this distinction for the Spring 2023 term.

ACADEMIC ALL-AREA TEAMS

■ In conjunction with the *Philadelphia Inquirer*, the sports information directors at the colleges and universities in the Philadelphia area (PhillySIDA) name an Academic All-Area team and a football Performer of the Year each season. In the 16 years of the Academic All-Area program, which started with the 2005-06 academic year, the football team has had a total of 56 selections to the Academic All-Area Team. In addition, the Wildcats have had five Performers of the Year.

NCAA PUBLIC RECOGNITION AWARD

- 2004-05
- 2005-06
- 2006-07
- 2007-08
- 2008-09
- 2014-15
- 2015-16
- 2016-17
- 2017-18

ACADEMIC ALL-AMERICANS

- | | |
|--------------------|------------|
| ■ David Graziano | 1975, 1976 |
| ■ Ron Sency | 1987 |
| ■ Rich Spugnardi | 1987 |
| ■ Bob Brady | 1988 |
| ■ Peter Lombardi | 1988 |
| ■ Scott Rushton | 1988 |
| ■ Kevin Martchek | 1990 |
| ■ Tim Matas | 1992 |
| ■ Gregg Ziegler | 1994 |
| ■ Deon Jackson | 1996 |
| ■ Raymond Ventrone | 2003 |
| ■ Don Cherry | 2014, 2015 |

CAA ACADEMIC EXCELLENCE AWARD

- | | |
|-------------|---------|
| ■ Villanova | 2016-17 |
| ■ Villanova | 2017-18 |

CAA SCHOLAR-ATHLETE OF THE YEAR

- | | |
|-----------------|---------|
| ■ Matt Sherry | 2007-08 |
| ■ Osayi Osunde | 2009-10 |
| ■ Don Cherry | 2014-15 |
| ■ Jake Prus | 2015-16 |
| ■ Colin Gamroth | 2021-22 |

ACADEMIC HONOR ROLL SELECTIONS*

- | | |
|--------------------|----|
| ■ 1988-89 | 5 |
| ■ 1989-90 | 9 |
| ■ 1990-91 | 6 |
| ■ 1992-93 | 4 |
| ■ 1993-94 | 8 |
| ■ 1994-95 | 14 |
| ■ 1995-96 | 7 |
| ■ 1996-97 | 6 |
| ■ 1997-98 | 1 |
| ■ 1998-99 | 7 |
| ■ 1999-00 | 4 |
| ■ 2000-01 | 5 |
| ■ 2001-02 | 5 |
| ■ 2002-03 | 13 |
| ■ 2003-04 | 10 |
| ■ 2004-05 | 9 |
| ■ 2005-06 | 10 |
| ■ 2006-07 | 9 |
| ■ 2007-08 | 11 |
| ■ 2008-09 | 7 |
| ■ 2009-10 | 7 |
| ■ 2010-11 | 8 |
| ■ 2011-12 | 12 |
| ■ 2012-13 | 11 |
| ■ 2013-14 | 16 |
| ■ 2014-15 | 20 |
| ■ 2015-16 | 42 |
| ■ 2016-17 | 42 |
| ■ 2017-18 | 46 |
| ■ 2018-19 (Fall) | 41 |
| ■ 2018-19 (Spring) | 38 |
| ■ 2019-20 (Fall) | 45 |
| ■ 2019-20 (Spring) | 52 |
| ■ 2020-21 (Fall) | 43 |
| ■ 2020-21 (Spring) | 51 |
| ■ 2021-22 (Fall) | 55 |
| ■ 2021-22 (Spring) | 48 |
| ■ 2022-23 (Fall) | 62 |
| ■ 2022-23 (Spring) | 63 |

* Criteria for this award has periodically changed over the years.

ACADEMIC ALL-AREA PERFORMERS OF THE YEAR

- | | |
|-----------------|---------|
| ■ Brian Hulea | 2005-06 |
| ■ Matt Sherry | 2007-08 |
| ■ Osayi Osunde | 2009-10 |
| ■ Chris Whitney | 2010-11 |
| ■ Forrest Rhyne | 2021-22 |

ACADEMIC ALL-AREA SELECTIONS

- | | |
|--------------------|---------|
| ■ Brian Hulea | 2005-06 |
| ■ Adam James | 2005-06 |
| ■ Frank Jankowski | 2005-06 |
| ■ Allyn Bacchus | 2006-07 |
| ■ Idriz Bauta | 2007-08 |
| ■ Osayi Osunde | 2007-08 |
| ■ Matt Sherry | 2007-08 |
| ■ Angelo Babbaro | 2008-09 |
| ■ Idriz Bauta | 2008-09 |
| ■ Osayi Osunde | 2008-09 |
| ■ Chris Whitney | 2008-09 |
| ■ Angelo Babbaro | 2009-10 |
| ■ Osayi Osunde | 2009-10 |
| ■ Chris Whitney | 2009-10 |
| ■ Angelo Babbaro | 2010-11 |
| ■ Chris Whitney | 2010-11 |
| ■ Josh Bucci | 2011-12 |
| ■ Craig James | 2011-12 |
| ■ Nick Yako | 2011-12 |
| ■ Josh Bucci | 2012-13 |
| ■ Bill Vogel | 2012-13 |
| ■ Don Cherry | 2013-14 |
| ■ Kevin Gulyas | 2013-14 |
| ■ Cameron McCurry | 2013-14 |
| ■ Bill Vogel | 2013-14 |
| ■ Don Cherry | 2014-15 |
| ■ Kevin Gulyas | 2014-15 |
| ■ Ross Hall | 2014-15 |
| ■ Cameron McCurry | 2014-15 |
| ■ Jake Prus | 2014-15 |
| ■ Don Cherry | 2015-16 |
| ■ Kevin Gulyas | 2015-16 |
| ■ Tanoh Kpassagnon | 2015-16 |
| ■ Jake Prus | 2015-16 |
| ■ Ryan Bell | 2016-17 |
| ■ Tanoh Kpassagnon | 2016-17 |
| ■ Rob Rolle | 2016-17 |
| ■ Matt Donoghue | 2017-18 |
| ■ John Hinch | 2017-18 |
| ■ Ricky Young | 2017-18 |
| ■ Keeling Hunter | 2018-19 |
| ■ Drew Kresge | 2018-19 |
| ■ Chucky Smith | 2018-19 |
| ■ Jeff Steeb | 2018-19 |
| ■ Colin Gamroth | 2019-20 |
| ■ Paul Grattan | 2019-20 |
| ■ Forrest Rhyne | 2019-20 |
| ■ Chucky Smith | 2019-20 |
| ■ Cole Bunce | 2021-22 |
| ■ Justin Covington | 2021-22 |
| ■ Malik Fisher | 2021-22 |
| ■ Colin Gamroth | 2021-22 |
| ■ Jaaron Hayek | 2021-22 |
| ■ Forrest Rhyne | 2021-22 |
| ■ Michael Corbi | 2022-23 |
| ■ Jaaron Hayek | 2022-23 |

VILLANOVA FOOTBALL GAME NOTES

VILLANOVA HEAD COACH MARK FERRANTE



Mark Ferrante is in his seventh season as the Villanova head coach in 2023 and he begins the season with a career record of 37-26 (.587), including 23 regular season CAA Football wins. He is in his 37th year overall with the Wildcats and previously spent 30 years as an assistant coach (1987-2016) on Andy Talley's staff. To date, Ferrante has been a part of 254 victories and all 14 of Villanova's FCS playoff appearances during his time on campus.

Ferrante was named the CAA Football Coach of the Year in 2021 and he has mentored four conference major award winners during his first six seasons as head coach. The honorees include two student-athletes who won the league's prestigious Chuck Boone Leadership and Excellence Award – Chucky Smith (2019) and Justin Covington (2020) – while a

pair of defensive standouts have been named the CAA Football Defensive Player of the Year (Forrest Rhyne; 2021) and the league's Defensive Rookie of the Year (Christian Benford; 2018). Rhyne and Benford have each gone on to play in the NFL. Villanova has earned a total of 42 CAA Football All-Conference selections during Ferrante's head coaching tenure, including 13 first team picks.

Outside of football the Wildcats student-athletes have continually excelled in their academic pursuits under Ferrante's watch. During the 2022-23 academic year, Villanova had 62 selections to the CAA Commissioner's Academic Honor Roll during the Fall semester and 63 honorees on the Spring semester Honor Roll. There were also 51 student-athletes named to the Athletic Director's Honor Roll during the Fall and 53 selections for the Spring semester. Since Ferrante became head coach, the Wildcats have had a total of 544 CAA honor roll selections and 465 honorees on the Athletic Director's Honor Roll.

Each year the NCAA releases academic data for each Division I sport program's Academic Progress Rate (APR) and NCAA Graduation Success Rate (GSR). In the latest GSR data released in November 2022, the football program set a new record and topped all CAA schools with a 96 percent success rate. New APR data released in May 2023 showed Villanova with a multi-year score (.974) that is 12 points above the national average for FCS football programs.

Ferrante and his Wildcats will enter the 2023 campaign on a high note after late heroics in the 2022 finale against Delaware led the team to its eighth winning record in the last 10 full seasons played. Villanova defeated the rival Blue Hens in the annual "Battle of the Blue" game to finish the season with a 6-5 overall record and a 4-4 mark in CAAA games. Wide receiver Jaaron Hayek was named to the CAA Football First Team Offense and was one of four All-CAA selections for the 2022 campaign.

The 2021 season was a breakthrough year for the Wildcats and Ferrante was the AFCA FCS Region 1 Coach of the Year, an honor which made him a finalist for National Coach of the Year consideration. Villanova posted a 10-3 record in 2021 and won a share of the CAA Football title while securing the league's automatic bid to the FCS playoffs. It is the second straight full season (2019, 2021) in which Ferrante guided the Wildcats to postseason play.

Villanova hosted two playoff games in 2021 and advanced to the quarterfinal round of the Division I Football Championship to finish the year ranked in the top-10 nationally (No. 8) in both FCS national polls for the first time since 2014. The Wildcats tallied their seventh season in program history with at least 10 wins and achieved success by playing – and beating – some of the top FCS teams in the nation. Villanova's 10-3 record included four victories over Top 25 opponents, including No. 3 James Madison, No. 18 Rhode Island, No. 21 Richmond and No. 24 Holy Cross. Ferrante led the Wildcats to a 7-1 record against a challenging CAA Football schedule to mark the fifth season since 1988 in which the team had no more than one loss in conference play.

There was star power in all facets of the game for Villanova during the 2021 season, with Ferrante coaching 11 players who had an opportunity to continue their football careers beyond the college ranks. The group included cornerback Christian Benford who was a sixth round draft pick of the Buffalo Bills. Fellow corner Denzel Williams signed a free agent contract with the Baltimore Ravens and linebacker Forrest Rhyne was inked to a free agent contract by the Indianapolis Colts. Benford and Rhyne were consensus first team All-Americans in 2021, while offensive lineman Michael Corbi was also a 2021 All-America selection and was one of 13 Wildcats who were named to the CAA Football All-Conference teams.

FERRANTE YEAR BY YEAR

AS HEAD COACH			
Year	School	Record	Conference
2017	Villanova	5-6	3-5
2018	Villanova	5-6	2-6
2019	Villanova	9-4	5-3
2020	Villanova	2-2	2-2
2021	Villanova	10-3	7-1
2022	Villanova	6-5	4-4
2023	Villanova	6-2	4-1
Total	7 Seasons	44-28	28-22

AS ASSISTANT COACH

Year	School	Record	Postseason
1983	St. Lawrence	5-3-1	
1984	Wagner	6-4	
1985	Lafayette	6-5	
1986	Lafayette	6-5	
1987	Villanova	6-4	
1988	Villanova	5-5-1	
1989	Villanova	8-4	FCS First Round
1990	Villanova	6-5	
1991	Villanova	10-2	FCS First Round
1992	Villanova	9-3	FCS First Round
1993	Villanova	3-8	
1994	Villanova	5-6	
1995	Villanova	3-8	
1996	Villanova	8-4	FCS First Round
1997	Villanova	12-1	FCS Quarterfinals
1998	Villanova	6-5	
1999	Villanova	7-4	
2000	Villanova	5-6	
2001	Villanova	8-3	
2002	Villanova	11-4	FCS Semifinals
2003	Villanova	7-4	
2004	Villanova	6-5	
2005	Villanova	4-7	
2006	Villanova	6-5	
2007	Villanova	7-4	
2008	Villanova	10-3	FCS Quarterfinals
2009	Villanova	14-1	FCS Champions
2010	Villanova	9-5	FCS Semifinals
2011	Villanova	2-9	
2012	Villanova	8-4	FCS First Round
2013	Villanova	6-5	
2014	Villanova	11-3	FCS Quarterfinals
2015	Villanova	6-5	
2016	Villanova	9-4	FCS First Round

FERRANTE RECORD BY OPPONENT

Opponent	Record	Last Meeting
Army West Point	0-1	2022 (L, 10-49)
Bucknell	3-0	2021 (W, 55-3)
Colgate	2-0	2023 (W, 42-19)
Delaware	5-1	2023 (W, 29-26)
Elon	2-1	2023 (W, 21-0)
Hampton	1-0	2022 (W, 24-10)
Holy Cross	1-0	2021 (W, 21-16)
James Madison	1-3	2021 (W, 28-27)
Lafayette	1-0	2017 (W, 59-0)
Lehigh	6-0	2023 (W, 38-10)
LIU	2-0	2022 (W, 38-21)
Maine	4-1	2022 (W, 45-20)
Monmouth	0-1	2022 (L, 42-49)
New Hampshire	1-2	2023 (W, 45-33)
North Carolina A&T	1-0	2023 (W, 37-14)
Penn State	0-1	2021 (L, 17-38)
Rhode Island	2-2	2023 (W, 35-9)
Richmond	3-2	2022 (L, 10-20)
South Dakota State	0-1	2021 (L, 21-35)
Southeastern Louisiana	0-1	2019 (L, 44-45)
Stony Brook	3-2	2023 (W, 48-13)
Temple	1-1	2018 (W, 19-17)
Towson	2-2	2022 (L, 3-27)
UAlbany	2-2	2023 (L, 10-31)
UCF	0-1	2023 (L, 14-48)
William & Mary	1-3	2022 (L, 12-45)

VILLANOVA FOOTBALL GAME NOTES

MARK FERRANTE / VILLANOVA COACHING STAFF

Ferrante and the Wildcats made the most out of the opportunity to play four games in a shortened Spring 2021 season and use the experience gained from those games moving forward. The spring games were officially recognized as the 2020 season and Villanova tallied a 2-2 record in four contests against CAA foes, including road wins over Stony Brook and Maine. The abbreviated season had its share of highlights, with eight players chosen for the CAA Football All-Conference teams. Corbi, Rhyne and defensive lineman Malik Fisher were each named first team All-CAA selections.

Villanova came off a 2019 season in which it was ranked as high as No. 5 in the nation. Ferrante guided the Wildcats to a 9-4 record and the program's seventh FCS playoff berth in the previous 12 years in 2019. After being picked to finish ninth in CAA Football before the season the team raced out of the gates with a 6-0 record, including a 3-0 mark in league play by the midpoint of the season. Villanova had 10 players earn All-CAA accolades, including a trio of first team selections in Rhyne, offensive lineman Paul Grattan and punter Nathan Fondacaro.

Eight players have signed NFL free agent contracts since Ferrante became head coach, with the aforementioned Rhyne and Williams joining offensive tackle Brandon Hitner (LA Rams); safety Rob Rolle (Miami Dolphins); offensive lineman Ethan Greenidge (New Orleans Saints); defensive back Trey Johnson (Pittsburgh Steelers); defensive back Malik Reaves (Kansas City Chiefs); and linebacker Ed Shockley (Dallas Cowboys).

Ferrante leads one of the nation's elite FCS programs after playing an instrumental role in the Wildcats rise to national prominence. He has been a part of the coaching staff for all 14 of Villanova's appearances in the FCS playoffs, including the 2009 national championship season and a 2010 semifinal appearance while serving as the Assistant Head Coach on Andy Talley's staff. Ferrante has been a part of Villanova teams that have won seven CAA titles, three Lambert Meadowlands Cups and three ECAC Team of the Year awards.

Ferrante's success during his years as an assistant coach were recognized by others outside the Villanova program. At the end of the 2015 season he was named the FCS Assistant Coach of the Year by the American Football Coaches Association (AFCA). This award was first presented in 1997 and was created to honor assistant coaches who excel in community service, commitment to student-athletes and on-field coaching success. Ferrante was involved in all aspects of the

Villanova program during his time as an assistant on Andy Talley's staff. On the field he coached the offensive line for 27 seasons and developed a unit that was perennially one of the best in CAA Football. Over the years he coached three All-Americans, 11 All-East performers and 15 first team all-conference selections. The offensive line had 17 All-CAA selections in a nine-year span, including three-time first team honoree Ben Ijalana along with first team selections Brant Clouser (2010), Dan Shirey (2011) and Vince Kowalski (2014).

Two of Ferrante's players went on to be selected in the NFL Draft. Ijalana was a second round selection by the Indianapolis Colts in 2011 and Brad Seaton was picked in the seventh round by the Tennessee Titans in 2017. Ijalana was a two-time All-American (2009, 2010) and a three-time first team All-CAA selection during his collegiate career. Villanova reached the FCS playoffs in each of his last three seasons on the team, winning the 2009 national title and advancing to the semifinal round a year later. Seaton was a second team CAA Football All-Conference selection in 2016 when the offensive line enabled the Wildcats to average 206.3 rushing yards and 378.7 yards of total offense per game. Villanova ranked third in the CAA and 24th nationally in rushing offense in addition to ranking fourth in the league in total offense and fifth with a scoring average of 24.4 points per game.

The other All-Americans Ferrante mentored are Eamonn Allen (2001) and Bryan Russo (1989). Allen earned first team Associated Press All-America recognition in 2001 and was also a first team All-East and first team All-Atlantic 10 selection. Russo was chosen as an All-American by the Sports Network and the American Football Coaches Association as a senior in 1989 when he was also a first team all-conference and an All-ECAC selection. He was inducted to Villanova's Varsity Club Hall of Fame in 2007.

Ferrante was a standout collegiate performer in his own right prior to joining the football coaching ranks. He was the quarterback for Andy Talley at St. Lawrence where he was named the 1982 Division III Player of the Year to go along with first team All-East honors. Ferrante directed the offense for a St. Lawrence team that went 10-1 during the 1982 season and reached the national semifinals in the playoffs.


Ferrante and his wife, Georgea, reside in Phoenixville, Pa. The couple has a son, Jimmy, who earned his undergraduate degree from Villanova in 2018.



Mark Ferrante
Head Coach



Chris Boden
Offensive Coordinator
Quarterbacks



Ross Penny Packer
Defensive Coordinator
Defensive Line



Sean Devine
Offensive Run Game Coord.
Offensive Line



David Riede
Recruiting Coordinator
Linebackers



Nate Pagan
Wide Receivers




Matt Colangelo
Special Teams Coord.
Safeties




Josh Fletcher
Running Backs



Dustin Johnson
Cornerbacks



Lachlan Kline
Offensive Assistant
Tight Ends



Ricky Venuto
Defensive Assistant



TJ Landis
Coord. of Video Ops. &
Administrative Services



Tyler Waite
Athletic Trainer



Mike Tucker
Strength & Conditioning

VILLANOVA FOOTBALL GAME NOTES

NUMERICAL ROSTER

No.	Name	Pos.	Cl.	Ht.	Wt.	Hometown	No.	Name	Pos.	Cl.	Ht.	Wt.	Hometown
0	Isas Waxter	DB	Sr.	6-2	215	Newark, N.J.	46	Adam Vanino	LS	Sr.	5-11	230	West Lawn, Pa.
1	TD Ayo-Durojaiye	RB	5th	5-11	210	Damascus, Md.	47	Dane Fidler	DB	Fr.	6-0	180	Garden City, Idaho
2	Jalen Jackson	RB	6th	5-9	220	Richmond, Va.	48	Chris Dobrydney	WR	So.	5-10	190	Fairfax, Va.
3	Elijah Glover	DB	5th	6-1	205	Pleasantville, N.J.	49	Julian Glantz	RB	So.	6-1	210	Scarsdale, N.Y.
4	Jalen Goodman	DB	5th	6-0	200	Narberth, Pa.	51	Dale Law	LB	So.	6-1	230	West Chester, Pa.
4	Connor Watkins	QB	5th	6-3	225	Williamsport, Pa.	52	Chandon Pierre	DL	5th	6-2	270	Reno, Nev.
5	Kshawnn Schulters	DB	Sr.	6-1	190	Roselle, N.J.	53	Jason Hall	LB	Fr.	6-2	215	Fall River, Mass.
6	Devon Marshall	DB	So.	6-0	200	Boston, Mass.	55	Jake Reichwein	DL	5th	6-3	265	Doylestown, Pa.
7	Tyrell Mims	DB	Sr.	5-10	190	Philadelphia, Pa.	56	Christian Caballero	LB	Fr.	6-2	220	Niceville, Fla.
8	James Mott	QB	5th	6-0	195	Laguna Beach, Calif.	58	Ben Wheless	LS	Jr.	5-11	220	Raleigh, N.C.
9	Ty Trinh	DB	Sr.	6-0	210	Owings Mills, Md.	61	Dan McManus	OL	So.	6-4	265	Havertown, Pa.
10	JR Strauss	LB	R-Fr.	6-3	225	Reading, Pa.	62	RJ Reyes	OL	Fr.	6-5	285	Weston, Fla.
11	Jaaron Hayek	WR	5th	6-1	200	Wayne, N.J.	63	Quin Whalen	OL	So.	6-4	290	Chalfont, Pa.
12	Tanner Maddocks	QB	R-Fr.	6-1	190	Reading, Pa.	65	Ian Erickson	OL	So.	6-6	315	Atlanta, Ga.
13	Ethan Carr	WR	So.	6-2	205	Harrison City, Pa.	66	Tyler Langin	DL	Fr.	6-3	260	Houston, Texas
14	Robert Russo	QB	Fr.	6-3	205	Millsboro, Del.	67	Kyle Fay	OL	Fr.	6-6	285	Cranford, N.J.
15	Kenyon Miles	WR	Fr.	6-2	175	Huntington Station, N.Y.	69	Jake Picard	OL	Jr.	6-4	305	Hope, R.I.
16	Jack Ryder	QB	So.	6-2	190	Media, Pa.	70	Wyatt Hummel	OL	5th	6-6	315	Dallas, Texas
17	Irene Ngabonziza	WR	So.	5-9	185	Fort Worth, Texas	72	Jaden Rolling	OL	5th	6-5	320	Brooklyn, N.Y.
18	Justin Marcus	TE	5th	6-5	245	Morganville, N.J.	73	Michael Corbi	OL	6th	6-3	335	Annapolis, Md.
19	Rayjuon Pringle	WR	5th	5-9	195	Woodbridge, Va.	74	Temí Ajírotutu	OL	Sr.	6-5	310	Queens, N.Y.
21	Eli Smith	RB	So.	6-0	215	Houston, Texas	75	Stephane Voltaire	OL	So.	6-5	315	Marion, Mass.
22	Jon Wyatt	DB	R-Fr.	6-2	195	Somerset, N.J.	76	Chris McCullers	OL	Fr.	6-3	280	Round Hill, Va.
23	Josh Oluremi	DB	R-Fr.	6-3	200	Avenel, N.J.	77	Erik Bockisch	OL	So.	6-4	290	Wiesengrund, Germany
24	Isaiah Ragland	RB	Fr.	5-9	195	Alexandria, Va.	78	Tommy Broderick	OL	Fr.	6-5	295	Alpharetta, Ga.
25	Christian Sapp	DB	So.	6-0	190	East Stroudsburg, Pa.	79	Nick Torres	OL	6th	6-6	320	Whitestone, N.Y.
26	Jayvont Williams	DB	Fr.	6-1	180	Fort Worth, Texas	80	Nathaniel Hill	WR	R-Fr.	6-3	210	Dallas, Texas
27	Danny Abraham	LB	6th	5-11	225	Randolph, Mass.	81	Mitchell Bothwell	TE	Jr.	6-5	240	Fort Worth, Texas
28	DeeWil Barlee	RB	5th	5-8	205	Upper Darby, Pa.	82	Jaylan Sanchez	WR	So.	6-0	200	North Bergen, N.J.
29	Derek Marrero	DB	So.	5-10	190	New Windsor, N.Y.	83	Luke Daly	WR	So.	6-1	185	Rye, N.Y.
30	Ja'briel Mace	RB	Fr.	5-9	175	Somers Point, N.J.	84	Daniel Lopes	WR	So.	6-2	210	Cheshire, Conn.
31	Shane Hartzell	LB	So.	6-0	225	Perkasie, Pa.	85	Nolan Clayton	TE	Fr.	6-5	240	King of Prussia, Pa.
32	Jake Green	DL	Sr.	6-0	285	Ashland, Pa.	86	Tim Brown	WR	Sr.	5-10	185	Philadelphia, Pa.
33	Turner Inge	LB	R-Fr.	6-1	210	Williamstown, N.J.	87	Ryan Sorge	WR	Fr.	6-3	200	Warrington, Pa.
34	Ethan Potter	DB	Sr.	5-11	205	Chesapeake City, Md.	88	Antonio Johnson	TE	So.	6-4	255	Fort Lauderdale, Fla.
35	Brendan Bell	LB	Sr.	6-2	230	Basking Ridge, N.J.	89	James Welde	TE	Jr.	6-4	240	Havertown, Pa.
36	Isaiah Wright	RB	So.	5-8	190	Douglassville, Pa.	90	Sebastian Smith	K	So.	5-10	180	Bellingham, Wash.
37	Zahmir Dawud	DB	Fr.	6-0	175	North Brunswick, N.J.	91	Ayden Howard	DL	Jr.	6-2	290	McKinney, Texas
38	John Rhodan	DB	Sr.	6-0	190	Elkton, Md.	92	Nigel McSween	DL	Fr.	6-4	250	Newark, N.J.
39	Matthew Mercurio	K	6th	6-1	195	Salinas, Calif.	93	Capri Martin	DL	Fr.	6-2	255	Bridgeport, Conn.
40	Colin Kennedy	LB	So.	6-2	225	Fair Haven, N.J.	94	Ivan Murray	DL	Fr.	6-3	265	Paulsboro, N.J.
41	Garrett Rogan	DB	So.	6-2	190	Mercer Island, Wash.	95	Mike Kennedy	DL	R-Fr.	6-1	290	Greenville, S.C.
42	Timmy Furgeson	LB	Sr.	6-2	225	Gaithersburg, Md.	96	Nathan Fondacaro	P	Sr.	5-10	190	Sewell, N.J.
43	Nino Betances	DB	So.	5-10	180	Brooklyn, N.Y.	97	Daniel Mueller	P	R-Fr.	5-10	195	Ephrata, Pa.
44	Richie Kimmel	LB	Jr.	6-1	230	Holmes, Pa.	98	Obinna Nwobodo	DL	Jr.	6-3	310	Wilmington, Del.
45	Jordan Nelson	LB	Jr.	6-2	225	Palmerton, Pa.	99	Camden Gagnon	DL	5th	6-4	270	Goffstown, N.H.

PRONUNCIATION GUIDE

0	Isas Waxter	ice-iss (goes by ice) waxter (rhymes with baxter)	48	Chris Dobrydney	da-brid-nee
1	TD Ayo-Durojaiye	I-O dur-o-zj-I-ay	52	Chandon Pierre	CHAN-don
5	Kshawnn Schulters	K-Shawnn shull-ters	55	Jake Reichwein	RIKE-wine
9	Ty Trinh	trinn	58	Ben Wheless	wheel-iss
11	Jaaron Hayek	jare-inn / hay-ick	69	Jake Picard	pa-card
12	Tanner Maddocks	mad-ocks	70	Wyatt Hummel	why-it
17	Irene Ngabonziza	i-ruh-nay gob-on-zee-zuh	73	Michael Corbi	core-B
19	Rayjuon Pringle	ray-zjahn	74	Temí Ajírotutu	tem-ee ah-joro-too-too
30	Ja'briel Mace	ja-breel	75	Stephane Voltaire	ste-fon vole-tare
37	Zahmir Dawud	da-woo	87	Ryan Sorge	sorj (rhymes with George)
38	John Rhodan	rho-dann	89	James Welde	well-D
39	Matthew Mercurio	mer-CURE-ee-oh	98	Obinna Nwobodo	o-binn-uh wa-BO-doe
46	Adam Vanino	vuh-NEE-no	99	Camden Gagnon	gag-nonn

VILLANOVA FOOTBALL GAME NOTES

OFFENSIVE DEPTH CHART

Pos.	No.	Name	Cl.	Ht.	Wt.	Hometown	Pronunciation
QB	4	Connor Watkins	5th	6-3	225	Williamsport, Pa.	
	12	Tanner Maddocks	So.	6-1	190	Reading, Pa.	
(or)	8	James Mott	5th	6-0	195	Laguna Beach, Calif.	
RB	2	Jalen Jackson	6th	5-9	220	Richmond, Va.	
	1	TD Ayo-Durojaiye	5th	5-11	210	Damascus, Md.	I-O dur-o-zj-I-ay
	28	DeeWil Barlee	5th	5-8	205	Upper Darby, Pa.	
WR	11	Jaaron Hayek	5th	6-1	200	Wayne, N.J.	jare-inn / hay-ick
	84	Daniel Lopes	So.	6-2	210	Cheshire, Conn.	
WR	19	Rayjuon Pringle	5th	5-9	195	Woodbridge, Va.	ray-zjahn
	15	Kenyon Miles	Fr.	6-2	175	Huntington Station, N.Y.	
WR	82	Jaylan Sanchez	So.	6-0	200	North Bergen, N.J.	
	83	Luke Daly	So.	6-1	185	Rye, N.Y.	
TE	88	Antonio Johnson	So.	6-4	255	Fort Lauderdale, Fla.	
	81	Mitchell Bothwell	Jr.	6-5	240	Fort Worth, Texas	
RT	74	Temi Ajitrotutu	Sr.	6-5	310	Queens, N.Y.	tem-ee / aj-joro-two-two
	79	Nick Torres	6th	6-6	320	Whitestone, N.Y.	
LT	75	Stephane Voltaire	So.	6-5	315	Marion, Mass.	ste-fon vole-tare
	74	Temi Ajitrotutu	Sr.	6-5	310	Queens, N.Y.	tem-ee / aj-joro-two-two
C	69	Jake Picard	Jr.	6-4	305	Hope, R.I.	pa-card
	70	Wyatt Hummel	5th	6-6	315	Dallas, Texas	why-it
LG	73	Michael Corbi	6th	6-3	335	Annapolis, Md.	core-B
	72	Jaden Rolling	5th	6-5	320	Brooklyn, N.Y.	
RG	79	Nick Torres	6th	6-6	320	Whitestone, N.Y.	
	70	Wyatt Hummel	5th	6-6	315	Dallas, Texas	why-it

DEFENSIVE DEPTH CHART

Pos.	No.	Name	Elig.	Ht.	Wt.	Hometown	Pronunciation
DE	99	Camden Gagnon	5th	6-4	270	Goffstown, N.H.	gag-nonn
	52	Chandon Pierre	5th	6-2	270	Reno, Nev.	CHAN-don
DT	32	Jake Green	Sr.	6-0	285	Ashland, Pa.	
	98	Obinna Nwobodo	Jr.	6-3	310	Wilmington, Del.	o-binn-uh / wa-BO-doe
DE	55	Jake Reichwein	5th	6-3	265	Doylestown, Pa.	RIKE-wine
	91	Ayden Howard	Jr.	6-2	290	McKinney, Texas	
LB	31	Shane Hartzell	So.	6-0	225	Perkasie, Pa.	
	33	Turner Inge	R-Fr.	6-1	210	Williamstown, N.J.	
LB	27	Danny Abraham	6th	5-11	225	Randolph, Mass.	
	44	Richie Kimmel	Jr.	6-1	230	Holmes, Pa.	
LB	35	Brendan Bell	Sr.	6-2	230	Basking Ridge, N.J.	
	45	Jordan Nelson	Jr.	6-2	225	Palmerton, Pa.	
CB	6	Devon Marshall	So.	6-0	200	Boston, Mass.	
	5	Kshawn Schulters	Sr.	6-1	190	Roselle, N.J.	K-Shawn shull-ters
CB	0	Isas Waxter	Sr.	6-2	215	Newark, N.J.	ice-iss (goes by ice)
	22	Jon Wyatt	R-Fr.	6-2	195	Somerses, N.J.	
FS	4	Jalen Goodman	5th	6-0	200	Narberth, Pa.	
	23	Josh Oluremi	R-Fr.	6-3	200	Avenel, N.J.	
WS	3	Elijah Glover	5th	6-1	205	Pleasantville, N.J.	
	34	Ethan Potter	Sr.	5-11	205	Chesapeake City, Md.	
SS	9	Ty Trinh	Sr.	6-0	210	Owings Mills, Md.	trinn
	7	Tyrell Mims	Sr.	5-10	190	Philadelphia, Pa.	

SPECIAL TEAMS DEPTH CHART

PK	39	Matthew Mercurio	6th	6-1	195	Salinas, Calif.	mur-CURE-ee-oh
	97	Dan Mueller	R-Fr.	5-10	195	Ephrata, Pa.	
KO	39	Matthew Mercurio	6th	6-1	195	Salinas, Calif.	mur-CURE-ee-oh
P	96	Nathan Fondacaro	Sr.	5-10	190	Sewell, N.J.	
	97	Daniel Mueller	R-Fr.	5-10	195	Ephrata, Pa.	
H	96	Nathan Fondacaro	Sr.	5-10	190	Sewell, N.J.	
	4	Connor Watkins	5th	6-3	225	Williamsport, Pa.	
LS	58	Ben Wheless	Jr.	5-11	220	Raleigh, N.C.	wheel-iss
	46	Adam Vanino	Sr.	5-11	230	West Lawn, Pa.	vuh-NEE-no
KR	1	TD Ayo-Durojaiye	5th	5-11	210	Damascus, Md.	I-O dur-o-zj-I-ay
	82	Jaylan Sanchez	So.	6-0	200	North Bergen, N.J.	
PR	19	Rayjuon Pringle	5th	5-9	195	Woodbridge, Va.	ray-zjahn
	11	Jaaron Hayek	5th	6-1	200	Wayne, N.J.	jare-inn / hay-ick

CAREER PARTICIPATION

#	Name	GP-GS
0	Isas Waxter, DB	30-14
1	TD Ayo-Durojaiye, RB	45-7
2	Jalen Jackson, RB	42-8
3	Elijah Glover, DB	45-24
4	Connor Watkins, QB	31-20
4	Jalen Goodman, DB	37-32
5	Kshawn Schulters, DB	31-7
6	Devon Marshall, DB	18-10
7	Tyrell Mims, DB	35-10
8	James Mott, QB	3-0
9	Ty Trinh, DB	35-27
10	JR Strauss, LB	13-0
11	Jaaron Hayek, WR	44-38
12	Tanner Maddocks, QB	2-0
13	Ethan Carr, WR	2-0
14	Robert Russo, QB	0-0
15	Kenyon Miles, WR	6-0
16	Jack Ryder, QB	0-0
17	Irene Ngabonziza, WR	1-0
18	Justin Marcus, TE	37-10
19	Rayjuon Pringle, WR	45-38
21	Eli Smith, RB	8-0
22	Jon Wyatt, DB	9-0
23	Josh Oluremi, DB	8-0
24	Isaiah Ragland, RB	3-0
25	Christian Sapp	18-5
26	Jayvont Williams, DB	1-0
27	Danny Abraham, LB	42-9
28	DeeWil Barlee, RB	43-18
29	Derek Marrero, DB	1-0
30	Ja'briel Mace, RB	1-0
31	Shane Hartzell, LB	23-19
32	Jake Green, DL	33-8
33	Turner Inge, LB	9-1
34	Ethan Potter, DB	35-16
35	Brendan Bell, LB	33-17
36	Isaiah Wright, RB	3-0
37	Zahmir Dawud, DB	3-0
38	John Rhodan, DB	29-0
39	Matthew Mercurio, K	52-0
40	Colin Kennedy, LB	4-0
41	Garrett Rogan, DB	2-0
42	Timmy Furgeson, LB	29-4
43	Nino Betances, DB	0-0
44	Richie Kimmel, LB	26-0
45	Jordan Nelson, LB	20-0
46	Adam Vanino, LS	13-0
47	Dane Fidler, DB	0-0
48	Chris Dobrydney, WR	1-0
49	Julian Glantz, RB	9-0
51	Dale Law, LB	2-0
52	Chandon Pierre, DL	28-5
53	Jason Hall, LB	3-0
55	Jake Reichwein, DL	50-22
56	Christian Caballero, LB	0-0
58	Ben Wheless, LS	32-0
61	Dan McManus, OL	3-0
62	RJ Reyes, OL	0-0
63	Quin Whalen, OL	3-0
65	Ian Erickson, OL	11-0
66	Tyler Langin, DL	1-0
67	Kyle Fay, OL	1-0
69	Jake Picard, OL	22-16
70	Wyatt Hummel, OL	34-9
72	Jaden Rolling, OL	23-1
73	Michael Corbi, OL	40-33
74	Temi Ajitrotutu, OL	29-23
75	Stephane Voltaire, OL	20-12
76	Chris McCullers, OL	1-0
77	Erik Bockisch, OL	1-0
78	Tommy Broderick, OL	2-0
79	Nick Torres, OL	49-47
80	Nathaniel Hill, WR	4-0
81	Mitchell Bothwell, TE	17-2
82	Jaylan Sanchez, WR	19-12
83	Luke Daly, WR	9-0
84	Daniel Lopes, WR	15-2
85	Nolan Clayton, TE	0-0
86	Tim Brown, WR	2-0
87	Ryan Sorge, WR	0-0
88	Antonio Johnson, TE	17-6
89	James Welde, TE	10-0
90	Sebastian Smith, K	0-0
91	Ayden Howard, DL	22-0
92	Nigel McSween, DL	0-0
93	Capri Martin, DL	8-0
94	Ivan Murray, DL	0-0
95	Mike Kennedy, DL	4-0
96	Nathan Fondacaro, P	48-0
97	Daniel Mueller, P	1-0
98	Obinna Nwobodo, DL	12-0
99	Camden Gagnon, DL	35-35

VILLANOVA FOOTBALL GAME NOTES

TOWSON OFFENSE

Pos.	No.	Name	Cl.	Ht.	Wt.
LT	66	Dan Volpe	So.	6-6	305
	74	KJ Brooks	Fr.	6-3	290
LG	61	Mathias Adjingbaruk	R-So.	6-3	315
	64	Jordan Nelson	R-Fr.	6-4	280
C	53	Ralph Paige Jr.	R-Jr.	6-3	305
	69	Ian Markham-Miller	Fr.	6-3	300
RG (or)	71	Jean Germain	R-Jr.	6-6	355
	73	Alex Desire	Gr.	6-4	310
RT	74	KJ Brooks	Fr.	6-3	290
	79	Florian Staehler	R-Jr.	6-8	280
TE	80	Carter Runyon	R-Jr.	6-6	235
	48	CJ Schaeffer	Fr.	6-3	235
WR	19	Zay Perkins	So.	6-2	205
	7	Matthew Akuchie	Gr.	6-3	205
WR	14	Lukkas Londono	R-So.	5-10	185
	13	Da’Kendall James	Gr.	6-1	190
WR	11	Daniel Thompson IV	Gr.	6-3	205
	2	Cee Chosen	R-Jr.	6-0	180
QB	15	Nathan Kent	R-Jr.	6-2	200
	9	Sean Brown	R-Jr.	6-2	200
TB	3	Devin Matthews	Sr.	5-9	195
	26	Chris Watkins	R-So.	5-10	185

TOWSON DEFENSE

Pos.	No.	Name	Cl.	Ht.	Wt.
DL	99	Tylen Wallace	Gr.	6-3	300
	90	Ernie Smith	R-Sr.	6-2	265
DL (or)	40	Dion Crews-Harris	R-Jr.	6-0	240
	16	Samuel Obiang	R-Sr.	6-0	285
DL	8	Jesus Gibbs	Gr.	6-4	275
	45	Brockman Wallace II	R-Sr.	6-2	255
OLB	17	Jakari Patterson	R-Jr.	6-3	210
	56	Matthieu Longa	Fr.	6-1	200
MLB	55	Mason Woods	R-So.	6-0	220
	33	Rodney Roane Jr.	So.	6-2	225
MLB	6	Jamal Gay	R-Sr.	6-1	200
	21	Evan Rutkowski	R-So.	6-2	200
OLB	4	Daniel Raymond	R-Jr.	6-0	200
	27	Nick Haynes	Jr.	6-1	205
CB	7	Charles Peeples	Gr.	6-0	180
	31	Shafeek Smith	R-Fr.	5-10	175
S	38	Xavier Terry	R-So.	5-10	190
	24	Mike Swain	R-So.	5-10	180
S	2	Dorian Davis	R-Jr.	6-0	190
	28	Jabari Reddock	Gr.	5-11	195
CB	3	Robert Javier	Gr.	6-1	190
	23	Sean Tucker	R-So.	6-0	170

TOWSON SPECIALISTS

Pos.	No.	Name	Cl.	Ht.	Wt.
FG/XP	30	Keegan Vaughan	Jr.	5-11	165
	47	Caden Williams	So.	6-2	175
KO	47	Caden Williams	So.	6-2	175
	29	Josh Cupitt	R-Jr.	6-0	170
P	29	Josh Cupitt	R-Jr.	6-0	170
	97	Justin Ritter	Gr.	5-10	210
LS	98	Patrick Coyle	R-So.	5-11	200
	51	Matthew Nelson	Fr.	6-0	235
H	97	Justin Ritter	Gr.	5-10	210
	29	Josh Cupitt	R-Jr.	6-0	170
KR1	7	Charles Peeples	Gr.	6-0	180
	2	Cee Chosen	R-Jr.	6-0	180
KR2	22	Curtis Murray	R-Sr.	5-10	190
	14	Lukkas Londono	R-So.	5-10	185
PR	14	Lukkas Londono	R-So.	5-10	185
	0	D’Ago Hunter	Gr.	5-6	160

TOWSON COACHING STAFF

Pete Shinnick	Alex Kolt
Head Coach	Offensive Line
Darian Dulin	Harry Richards
Defensive Coordinator	Running Backs
Defensive Backs	DJ Stewart
Alex Krutsch	Wide Receivers
Special Teams Coordinator	Tyson Wachenheim
Outside Linebackers	Tight Ends
Brian Sheppard	Marcus Walker
Offensive Coordinator	Cornerbacks
Quarterbacks	Lance Yaniger
Britt Myers	Director of Football Operations
Recruiting Coordinator	Kyle Butts
Inside Linebackers	Quality Control Coach – Special Teams
Levern Belin	
Defensive Line	

VILLANOVA FOOTBALL GAME NOTES

2023 OPPONENTS AT A GLANCE (43-57 OVERALL)

LEHIGH (2-7, 1-3 Patriot)

Date	Opponent	Result
9.2	Villanova	L, 10-38
9.9	@ Merrimack	W, 14-12
9.16	Cornell	L, 20-23
9.23	at Dartmouth	L, 17-34
9.30	at Monmouth	L, 7-49
10.7	at Fordham (*)	L, 35-38
10.14	Georgetown (*)	L, 7-17
10.21	@ Bucknell (*)	W, 27-18
11.4	Holy Cross (*)	L, 24-28
11.11	@ Colgate (*)	
11.18	Lafayette (*)	

COLGATE (4-5, 2-2 Patriot)

Date	Opponent	Result
9.2	@ Syracuse	L, 0-65
9.9	@ Villanova	L, 19-42
9.16	Penn	L, 6-20
9.23	@ Holy Cross (*)	L, 7-47
9.30	Cornell	W, 35-25
10.14	Dartmouth	W, 27-24
10.21	@ Georgetown (*)	W, 28-18
10.28	Bucknell (*)	L, 34-49
11.4	@ Lafayette (*)	W, 37-34
11.11	Lehigh (*)	
11.18	Fordham (*)	

UCF (4-5, 1-5 BIG 12)

Date	Opponent	Result
8.31	Kent State	W, 56-6
9.9	@ Boise State	W, 18-16
9.16	Villanova	W, 48-14
9.23	@ Kansas State (*)	L, 31-44
9.30	Baylor (*)	L, 35-36
10.7	@ Kansas (*)	L, 22-51
10.21	@ Oklahoma (*)	L, 29-31
10.28	West Virginia (*)	L, 28-41
11.4	@ Cincinnati (*)	W, 28-26
11.11	Oklahoma State (*)	
11.18	@ Texas Tech (*)	
11.25	Houston (*)	

RHODE ISLAND (5-4, 3-3 CAA)

Date	Opponent	Result
8.31	@ Georgia State	L, 35-42
9.8	Stony Brook (*)	W, 35-14
9.16	@ Maine (*)	W, 34-17
9.23	@ Villanova (*)	L, 9-35
9.30	Bryant	W, 49-26
10.7	@ Brown	W, 34-30
10.14	Richmond (*)	L, 17-24
10.21	@ UAlbany (*)	L, 10-35
10.28	New Hampshire (*)	W, 34-28
11.11	North Carolina A&T (*)	
11.18	@ Towson (*)	

UALBANY (7-3, 5-1 CAA)

Date	Opponent	Result
8.26	Fordham	W, 34-13
9.2	@ Marshall	L, 17-21
9.9	@ Hawaii	L, 20-31
9.23	@ Morgan State	W, 23-17
9.30	Villanova (*)	W, 31-10
10.7	@ Towson (*)	W, 24-17
10.14	@ New Hampshire (*)	L, 31-38
10.21	Rhode Island (*)	W, 35-10
10.28	@ Maine (*)	W, 37-21
11.4	William & Mary (*)	W, 24-8
11.11	@ Stony Brook (*)	
11.18	Monmouth (*)	

NORTH CAROLINA A&T (1-8, 0-6 CAA)

Date	Opponent	Result
8.31	@ UAB	L, 6-35
9.9	North Carolina Central	L, 16-30
9.16	@ Elon (*)	L, 3-27
9.30	@ Norfolk State	W, 28-26
10.7	Villanova (*)	L, 14-37
10.14	@ Delaware (*)	L, 6-21
10.21	Richmond (*)	L, 10-33
10.28	@ Hampton (*)	L, 24-26
11.4	Towson (*)	L, 32-42
11.11	@ Rhode Island (*)	
11.18	Campbell (*)	

ELON (5-4, 5-1 CAA)

Date	Opponent	Result
8.31	@ Wake Forest	L, 17-37
9.9	@ Gardner-Webb	L, 27-34
9.16	North Carolina A&T (*)	W, 27-3
9.23	@ Campbell (*)	W, 28-24
9.30	William & Mary (*)	W, 14-6
10.7	North Carolina Central	L, 23-34
10.14	@ Villanova (*)	L, 0-21
10.21	Monmouth (*)	W, 28-26
11.4	@ Delaware (*)	W, 33-27
11.11	@ Richmond (*)	
11.18	Hampton (*)	

STONY BROOK (0-9, 0-7 CAA)

Date	Opponent	Result
8.31	Delaware (*)	L, 13-37
9.9	@ Rhode Island (*)	L, 14-35
9.16	@ Arkansas State	L, 7-31
9.23	Richmond (*)	L, 19-20
9.30	@ Maine (*)	L, 28-56
10.7	@ Morgan State	Canceled
10.14	Fordham	L, 7-26
10.21	New Hampshire (*)	L, 14-45
10.28	@ Villanova (*)	L, 13-48
11.14	@ Monmouth (*)	L, 17-56
11.11	UAlbany (*)	

NEW HAMPSHIRE (4-5, 2-4 CAA)

Date	Opponent	Result
9.2	@ Stonehill	W, 51-17
9.9	@ Central Michigan	L, 42-45
9.16	Dartmouth	W, 24-7
9.23	@ Delaware (*)	L, 25-29
9.30	Towson (*)	L, 51-54
10.14	UAlbany (*)	W, 38-31
10.21	@ Stony Brook (*)	W, 45-14
10.28	@ Rhode Island (*)	L, 28-34
11.4	Villanova (*)	L, 33-45
11.11	@ Monmouth (*)	
11.18	Maine (*)	

TOWSON (4-5, 3-3 CAA)

Date	Opponent	Result
9.2	@ Maryland	L, 6-38
9.9	Monmouth (*)	L, 23-42
9.16	@ Morgan State	W, 20-10
9.23	Norfolk State	L, 14-21
9.30	@ New Hampshire (*)	W, 54-51
10.7	UAlbany (*)	L, 17-24
10.21	@ William & Mary (*)	W, 34-24
10.28	Delaware (*)	L, 13-51
11.4	@ North Carolina A&T (*)	W, 42-32
11.11	@ Villanova (*)	
11.18	Rhode Island (*)	

DELAWARE (7-2, 5-1 CAA)

Date	Opponent	Result
8.31	@ Stony Brook (*)	W, 37-13
9.9	@ Penn State	L, 7-63
9.16	Saint Francis	W, 42-14
9.23	New Hampshire (*)	W, 29-25
10.7	Duquesne	W, 43-17
10.14	North Carolina A&T (*)	W, 21-6
10.21	@ Hampton (*)	W, 47-3
10.28	@ Towson (*)	W, 51-13
11.4	Elon (*)	L, 27-33
11.11	@ Campbell (*)	
11.18	Villanova (*)	

VILLANOVA FOOTBALL GAME NOTES

VILLANOVA QUARTERBACKS

#4 CONNOR WATKINS

PASSING STATS

OPPONENT	COMP-ATT-INT	YDS	TD	LONG
at Lehigh	13-23-1	119	2	28
Colgate	8-11-0	310	2	75
at UCF	9-23-1	145	0	45
Rhode Island	8-14-1	166	0	40
at UAlbany	17-31-2	198	1	33
at NC A&T	16-23-0	289	3	59
Elon	3-10-1	36	0	16
Stony Brook	13-19-0	361	4	76
at UNH	15-25-1	188	2	68
Towson				
at Delaware				
SEASON	102-179-7	1812	14	76
CAREER	244-430-18	4057	31	83

RUSHING STATS

OPPONENT	ATT-YDS-TD	LONG
at Lehigh	4-(-8)-0	5
Colgate	10-15-2	17
at UCF	5-(-8)-1	4
Rhode Island	10-113-3	38
at UAlbany	12-(-39)-0	7
at NC A&T	6-12-0	19
Elon	13-125-0	29
Stony Brook	4-34-0	18
at UNH	4-26-2	16
at Towson		
at Delaware		
SEASON	68-270-8	38
CAREER	154-727-17	75

#12 TANNER MADDOCKS

PASSING STATS

OPPONENT	COMP-ATT-INT	YDS	TD	LONG
at Lehigh	DNP			
Colgate	DNP			
at UCF	DNP			
Rhode Island	1-1-0	6	0	6
at UAlbany	DNP			
at NC A&T	DNP			
Elon	DNP			
Stony Brook	4-4	37	0	40
at UNH				
Towson				
at Delaware				
SEASON	5-5-0	43	0	40
CAREER	5-5-0	43	0	40

RUSHING STATS

OPPONENT	ATT-YDS-TD	LONG
at Lehigh	DNP	
Colgate	DNP	
at UCF	DNP	
Rhode Island	2-4-0	3
at UAlbany	DNP	
at NC A&T	DNP	
Elon	DNP	
Stony Brook	1-12-0	12
at UNH		
at Towson		
at Delaware		
SEASON	3-16-0	12
CAREER	3-16-0	12

#8 JAMES MOTT

PASSING STATS

OPPONENT	COMP-ATT-INT	YDS	TD	LONG
at Lehigh	2-3-0	9	0	6
Colgate	DNP			
at UCF	DNP			
Rhode Island	DNP			
at UAlbany	DNP			
at NC A&T	DNP			
Elon	DNP			
Stony Brook	DNP			
at UNH				
Towson				
at Delaware				
SEASON	2-3-0	9	0	6
CAREER	3-4-0	14	0	6

RUSHING STATS

OPPONENT	ATT-YDS-TD	LONG
at Lehigh		
Colgate	DNP	
at UCF	DNP	
Rhode Island	DNP	
at UAlbany	DNP	
at NC A&T	DNP	
Elon	DNP	
Stony Brook	DNP	
at UNH		
at Towson		
at Delaware		
SEASON		
CAREER		

SEASON AND CAREER HIGHS

	SEASON HIGHS		CAREER HIGHS	
CONNOR WATKINS				
Passing Attempts	31	UAlbany	31	2x
Completions	17	UAlbany	18	2022, UAlbany
Passing Yards	361	Stony Brook	361	2023, Stony B.
Touchdowns	4	Stony Brook	4	2x
Interceptions	2	UAlbany	4	2022, LIU
Long Pass	76	Stony Brook	83	2022, Maine
Total Offense	395	Stony Brook	395	2023, Stony B.
Rushing Attempts	13	Elon	13	2023, Elon
Rushing Yards	125	Elon	130	2022, Hamp.
Rushing Touchdowns	3	URI	3	2023, URI
Long Rush	38	URI	75	2022, Hamp.
TANNER MADDOCKS				
Passing Attempts	4	Stony Brook	4	2023, Stony B.
Completions	4	Stony Brook	4	2023, Stony B.
Passing Yards	37	Stony Brook	37	2023, Stony B.
Touchdowns				
Interceptions				
Long Pass	40	Stony Brook	40	2023, Stony B.
Total Offense	49	Stony Brook	49	2023, Stony B.
Rushing Attempts	2	URI	2	2023, URI
Rushing Yards	12	Stony Brook	12	2023, Stony B.
Rushing Touchdowns				
Long Rush	12	Stony Brook	12	2023, Stony B.
JAMES MOTT				
Passing Attempts	3	Lehigh	3	2023, Lehigh
Completions	2	Lehigh	2	2023, Lehigh
Passing Yards	9	Lehigh	9	2023, Lehigh
Touchdowns				
Interceptions				
Long Pass	6	Lehigh	6	2023, Lehigh
Total Offense	9	Lehigh	9	2023, Lehigh
Rushing Attempts				
Rushing Yards				
Rushing Touchdowns				
Long Rush				

VILLANOVA FOOTBALL GAME NOTES

VILLANOVA RUNNING BACKS

#2 JALEN JACKSON

OPPONENT	RUSHING ATT-YDS-TD	LG	RECEIVING REC-YDS-TD	LG
at Lehigh	8-144-2	66		
Colgate	12-57-1	25	1-4-0	4
at UCF	11-35-0	15		
Rhode Island	DNP		DNP	
at UAlbany	DNP		DNP	
at NC A&T	14-77-0	14		
Elon	17-83-0	19		
Stony Brook	8-77-1	44		
at UNH	19-145-2	48		
Towson				
at Delaware				
SEASON	98-618-6	66	1-4-0	4
CAREER	358-2185-23	66	17-149-2	30

#28 DEEWIL BARLEE

OPPONENT	RUSHING ATT-YDS-TD	LG	RECEIVING REC-YDS-TD	LG
at Lehigh	11-102-1	33	2-10-0	11
Colgate	6-54-1	28		
at UCF	7-38-0	13	1-35-0	35
Rhode Island	16-43-1	9	1-0-0	0
at UAlbany	9-71-0	20	1-25-0	25
at NC A&T	16-94-1	21		
Elon	DNP		DNP	
Stony Brook	2-9-0	5		
at UNH	7-53-0	15		
Towson				
at Delaware				
SEASON	74-464-4	33	5-70-0	35
CAREER	421-2093-14	78	35-323-1	35

#1 TD AYO-DUROIJAIYE

OPPONENT	RUSHING ATT-YDS-TD	LG	RECEIVING REC-YDS-TD	LG
at Lehigh	5-38-0	13	2-22-0	16
Colgate	10-20-0	9		
at UCF	6-18-1	11	1-22-0	22
Rhode Island	7-103-1	63	1-24-0	24
at UAlbany	6-29-0	10	1-8-0	8
at NC A&T	13-61-0	25	2-27-0	18
Elon	11-78-3	50		
Stony Brook	5-16-1	5		
at UNH	9-26-0	14	2-26-1	18
Towson				
at Delaware				
SEASON	72-389-6	63	9-129-1	24
CAREER	293-1550-12	70	36-360-1	35

#24 ISAIAH RAGLAND

OPPONENT	RUSHING ATT-YDS-TD	LG	RECEIVING REC-YDS-TD	LG
at Lehigh	DNP			
Colgate	DNP			
at UCF	DNP			
Rhode Island	7-25-0	13		
at UAlbany	2-10-0	6		
at NC A&T	DNP			
Elon	15-126-0	28		
Stony Brook	DNP			
at UNH				
Towson				
at Delaware				
SEASON	24-161-0	28		
CAREER	24-161-0	28		

SEASON AND CAREER HIGHS

	SEASON HIGHS		CAREER HIGHS	
JALEN JACKSON				
Rushing Attempts	19	New Hampshire	28	2022, Mon.
Rushing Yards	145	New Hampshire	187	2022, Mon.
Rushing Touchdowns	2	2x	3	2022, Mon.
Long Rush	66	Lehigh	66	2023, Lehigh
100+ Rushing Yards	2		5	
Receptions	1	Colgate	2	3x
Receiving Yards	4	Colgate	30	2021, Holy Cr.
Receiving Touchdowns			1	2x
Long Reception	4	Colgate	30	2021, Holy Cr.
All-Purpose Yards	145	New Hampshire	187	2022, Mon.
100+ All-Purpose Yards	2		5	
DEEWIL BARLEE				
Rushing Attempts	16	2x	22	2019, Stony Br.
Rushing Yards	102	Lehigh	177	2022 LIU
Rushing Touchdowns	1	4x	1	12x
Long Rush	33	Lehigh	78	2019, Bucknell
100+ Rushing Yards	1		4	
Receptions	2	Lehigh	5	2021, W&M
Receiving Yards	35	UCF	50	2019, UNH
Receiving Touchdowns			1	2019, W&M
Long Reception	35	UCF	35	2x
All-Purpose Yards	112	Lehigh	177	2022, LIU
100+ All-Purpose Yards	1		5	
TD AYO-DUROIJAIYE				
Rushing Attempts	13	N.C. A&T	25	2022, Hamp.
Rushing Yards	103	URI	136	2022, UAlbany
Rushing Touchdowns	3	Elon	3	2023, Elon
Long Rush	63	URI	70	2022, UAlbany
100+ Rushing Yards	1		5	
Receptions	2	3x	3	4x
Receiving Yards	27	N.C. A&T	46	2021, Rich.
Receiving Touchdowns	1	New Hampshire	1	2023, UNH
Long Reception	24	URI	35	2021, Rich.
All-Purpose Yards	142	URI	152	2022, UAlbany
100+ All-Purpose Yards	4		8	
ISAIAH RAGLAND				
Rushing Attempts	15	Elon	15	2023, Elon
Rushing Yards	126	Elon	126	2023, Elon
Long Rush	28	Elon	126	2023, Elon
ISAIAH WRIGHT				
Rushing Attempts	4	Stony Brook	4	2023, Stony B.
Rushing Yards	8	Lehigh	8	2023, Lehigh
Rushing Touchdowns	1	Stony Brook	1	2023, Stony B.
Long Rush	4	2x	4	2x (2023)
ELI SMITH				
Rushing Attempts			7	2x (2022)
Rushing Yards			48	2022, W&M
Long Rush			18	2022, W&M
Receptions			1	2022, W&M
Receiving Yards			2	2022, W&M
Long Reception			2	2022, W&M
All-Purpose Yards			50	2022, W&M

VILLANOVA FOOTBALL GAME NOTES

VILLANOVA WIDE RECEIVERS/TIGHT ENDS

#11 JAARON HAYEK

RECEIVING STATS

OPPONENT	REC-YDS-TD	LG
at Lehigh	DNP	
Colgate	DNP	
at UCF		
Rhode Island	3-78-0	40
at UAlbany	6-35-0	8
at NC A&T	2-7-0	5
Elon	1-4-0	4
Stony Brook	5-102-2	43
at UNH	6-29-0	11
Towson		
at Delaware		
SEASON	23-255-2	43
CAREER	158-2542-27	83

#19 RAYJUON PRINGLE

RECEIVING STATS

OPPONENT	REC-YDS-TD	LG
at Lehigh	3-40-2	28
Colgate	3-168-1	67
at UCF	2-22-0	12
Rhode Island	2-45-0	31
at UAlbany	2-40-0	33
at NC A&T	6-97-1	23
Elon		
Stony Brook	5-196-1	76
at UNH	4-104-1	68
Towson		
at Delaware		
SEASON	27-712-6	76
CAREER	118-2264-21	80

SEASON AND CAREER HIGHS

	SEASON HIGHS		CAREER HIGHS	
JAARON HAYEK				
Receptions	6	2x	8	2021, Rich.
Receiving Yards	102	Stony Brook	159	2022, Maine
Receiving Touchdowns	2	Stony Brook	4	2022, Maine
Long Reception	43	Stony Brook	83	2022, Maine
100+ Receiving Yards	1		10	
All-Purpose Yards	104	Stony Brook	159	2022, Maine
100+ All-Purpose Yards	1		11	
RAYJUON PRINGLE				
Receptions	6	N.C. A&T	9	2020, Stony B.
Receiving Yards	196	Stony Brook	196	2023, Stony B.
Receiving Touchdowns	2	Lehigh	2	4x
Long Reception	76	Stony Brook	80	2022, UAlbany
100+ Receiving Yards	3		9	
All-Purpose Yards	196	Stony Brook	196	2023, Stony B.
100+ All-Purpose Yards	3		9	
JAYLAN SANCHEZ				
Receptions	6	N.C. A&T	6	2023, NCAT
Receiving Yards	158	N.C. A&T	158	2023, NCAT
Receiving Touchdowns	2	N.C. A&T	2	2023, NCAT
Long Reception	68	Colgate	68	2023, Colgate
100+ Receiving Yards	3		3	
All-Purpose Yards	157	N.C. A&T	157	2023, NCAT
100+ All-Purpose Yards	3		3	
DANIEL LOPES				
Receptions	2	UCF	2	2x
Receiving Yards	14	UCF	39	2022, W&M
Receiving Touchdowns			1	2x (2022)
Long Reception	10	UAlbany	39	2022, W&M
All-Purpose Yards	14	UCF	42	2022, W&M
KENYON MILES				
Receptions	1	UAlbany	1	2023, UAlbany
Receiving Yards	20	UAlbany	20	2023, UAlbany
Long Reception	20	UAlbany	20	2023, UAlbany
All-Purpose Yards	20	UAlbany	20	2023, UAlbany
NATHANIEL HILL				
Receptions	1	URI	1	2023, URI
Receiving Yards	6	URI	6	2023, URI
Long Reception	6	URI	6	2023, URI
All-Purpose Yards	6	URI	6	2023, URI
MITCHELL BOTHWELL				
Receptions	1	Stony Brook	1	2023, Stony B.
Receiving Yards	0	Stony Brook	0	2023, Stony B.
Long Reception	0	Stony Brook	0	2023, Stony B.
All-Purpose Yards	0	Stony Brook	0	2023, Stony B.
ANTONIO JOHNSON				
Receptions	2	2x	2	2x (2023)
Receiving Yards	32	Elon	32	2023, Elon
Receiving Touchdowns	1	Colgate	1	2023, Colgate
Long Reception	16	Elon	16	2023, Elon
All-Purpose Yards	32	Elon	32	2023, Elon

#82 JAYLAN SANCHEZ

RECEIVING STATS

OPPONENT	REC-YDS-TD	LG
at Lehigh	2-25-0	20
Colgate	2-128-0	68
at UCF	1-45-0	45
Rhode Island	1-19-0	19
at UAlbany	4-50-1	17
at NC A&T	6-158-2	59
Elon	4-103-1	40
Stony Brook		
at UNH	2-20-0	15
Towson		
at Delaware		
SEASON	22-548-4	68
CAREER	32-613-4	68

#84 DANIEL LOPES

RECEIVING STATS

OPPONENT	REC-YDS-TD	LG
at Lehigh	1-7-0	7
Colgate	1-9-0	9
at UCF	2-14-0	8
Rhode Island	1-10-0	10
at UAlbany		
at NC A&T		
Elon		
Stony Brook		
at UNH		
Towson		
at Delaware		
SEASON	5-40-0	10
CAREER	9-102-1	39

#83 LUKE DALY

RECEIVING STATS

OPPONENT	REC-YDS-TD	LG
at Lehigh		
Colgate		
at UCF		
Rhode Island		
at UAlbany		
at NC A&T		
Elon		
Stony Brook	1-0-0	0
at UNH	1-9-0	9
Towson		
at Delaware		
SEASON	2-9-0	9
CAREER	2-9-0	9

#15 KENYON MILES

RECEIVING STATS

OPPONENT	REC-YDS-TD	LG
at Lehigh		
Colgate	DNP	
at UCF	DNP	
Rhode Island	DNP	
at UAlbany	1-20-0	20
at NC A&T		
Elon		
Stony Brook		
at UNH		
Towson		
at Delaware		
SEASON		
CAREER		

#81 MITCHELL BOTHWELL

RECEIVING STATS

OPPONENT	REC-YDS-TD	LG
at Lehigh		
Colgate		
at UCF	DNP	
Rhode Island	DNP	
at UAlbany	DNP	
at NC A&T	DNP	
Elon		
Stony Brook	1-0-0	0
at UNH		
Towson		
at Delaware		
SEASON	1-0-0	0
CAREER	1-0-0	0

#89 JAMES WELDE

RECEIVING STATS

OPPONENT	REC-YDS-TD	LG
at Lehigh		
Colgate		
at UCF		
Rhode Island		
at UAlbany		
at NC A&T		
Elon		
Stony Brook		
at UNH		
Towson		
at Delaware		
SEASON		
CAREER		

VILLANOVA FOOTBALL GAME NOTES

VILLANOVA SPECIALISTS

#39 MATTHEW MERCURIO

KICKING STATS

OPPONENT	PAT	FG	LG
at Lehigh	5-5	1-1	37
Colgate	6-6	0-0	—
at UCF	2-2	0-0	—
Rhode Island	5-5	0-0	—
at UAlbany	1-1	1-1	44
at NC A&T	4-4	3-3	39
Elon	3-3	0-0	—
Stony Brook	6-7	0-0	—
at UNH	6-6	1-2	44
Towson			
at Delaware			
SEASON	38-39	6-7	44
VILLANOVA	73-74	16-19	45
CAREER	166-172	60-73	49

#96 NATHAN FONDACARO

PUNTING STATS

OPPONENT	#	Avg.	LG	I20
at Lehigh	6	38.5	49	1
Colgate	3	44.3	51	0
at UCF	9	44.6	54	2
Rhode Island	3	50.7	57	0
at UAlbany	2	48.5	56	0
at NC A&T	3	44.3	56	0
Elon	1	26.0	26	0
Stony Brook	3	44.3	49	1
at UNH	2	45.0	47	1
Towson				
at Delaware				
SEASON	32	43.6	57	5
CAREER	185	41.1	75	48

SEASON HIGHS

CAREER HIGHS

MATTHEW MERCURIO

Kickoffs	2	N.C. A&T	8	3x
Kickoff Yards	115	N.C. A&T	467	2020, Boise St.
Kickoff Average	57.5	N.C. A&T	61.7	2020, Ball St.
Field Goals Made	3	N.C. A&T	4	3x
Field Goals Attempted	3	N.C. A&T	5	2019, N. Mex.
Long Field Goal	44	2x	49	2019, N. Mex.
40+ Yard Field Goals	2		13	
PATs Made	6	3x	6	7x
PATs Attempted	7	Stony Brook	7	2023, Stony B.

NATHAN FONDACARO

Punts	9	UCF	9	2023, UCF
Punting Yards	401	UCF	401	2023, UCF
Punting Average	50.7	URI	51.4	2019, Bucknell
Long Punt	57	URI	75	2019, Bucknell
Inside 20-Yard Line	5		48	
50+ Yard Punts	8		33	
Kickoffs	8	Stony Brook	9	2x
Kickoff Yards	492	Stony Brook	552	2018, Richmond
Kickoff Average	63.5	N.C. A&T	65.0	2018, Maine
Touchbacks	10		41	

CONNOR WATKINS

Punts	1	N.C. A&T	8	2021, Penn St.
Punting Yards	34	N.C. A&T	277	2021, Penn St.
Punting Average	34.0	N.C. A&T	40.5	2021, JMU
Long Punt	34	N.C. A&T	50	2021, JMU
Inside 20-Yard Line	1	N.C. A&T	1	
50+ Yards Punts			1	

TD AYO-DUROIJAIYE

Kickoff Returns	4	Colgate	4	2023, Colgate
Kickoff Return Yards	78	UNH	99	2021, Holy Cr.
Long Kickoff Return	47	UNH	55	2021, Holy Cr.
Punt Return Yards			15	2021, UAlbany
Long Punt Return			15	2021, UAlbany

JAYLAN SANCHEZ

Kickoff Returns	1	2x	1	3x
Kickoff Return Yards	10	UAlbany	39	2022, W&M
Long Kickoff Return	10	UAlbany	30	2022, Hamp.

RAYJUON PRINGLE

Kickoff Returns			1	2022, LIU
Kickoff Return Yards			0	2022, LIU
Long Kickoff Return			0	2022, LIU
Punt Returns	2	N.C. A&T	2	3x
Punt Return Yards	13	UCF	27	2021, Stony B.
Long Punt Return	13	UCF	27	2021, Stony B.

JAARON HAYEK

Kickoff Returns			3	2019, SELA
Kickoff Return Yards			37	2019, Stony B.
Long Kickoff Return			26	2019, LIU
Punt Returns	2	2x	2	2x
Punt Return Yards	12	Elon	12	2023, Elon
Long Punt Return	10	Elon	10	2023, Elon

#1 TD AYO-DUROIJAIYE

OPPONENT	KICK RETURNS NO-YDS-TD	AVG.	LG	PUNT RETURNS NO-YDS-TD	Avg.	LG
at Lehigh	1-22-0	22.0	22			
Colgate	4-40-0	10.0	17			
at UCF	1-18-0	18.0	18			
Rhode Island	1-15-0	15.0	15			
at UAlbany	2-47-0	23.5	32			
at NC A&T	2-48-0	24.0	25			
Elon	1-35-0	35.0	35			
Stony Brook	1-25-0	25.0	25			
at UNH	3-78-0	26.0	47			
Towson						
at Delaware						
SEASON	16-328-0	20.5	47			
CAREER	25-525-0	21.0	55	0-15-1	—	15

#82 JAYLAN SANCHEZ

OPPONENT	KICK RETURNS NO-YDS-TD	AVG.	LG	PUNT RETURNS NO-YDS-TD	Avg.	LG
at Lehigh						
Colgate						
at UCF						
Rhode Island						
at UAlbany	1-10-0	10.0	10			
at NC A&T	1-(-1)-0	-1.0	-1			
Elon						
Stony Brook						
at UNH						
Towson						
at Delaware						
SEASON	2-9-0	4.5	10			
CAREER	6-85-0	14.2	30			

#19 RAYJUON PRINGLE

OPPONENT	KICK RETURNS NO-YDS-TD	AVG.	LG	PUNT RETURNS NO-YDS-TD	Avg.	LG
at Lehigh						
Colgate				1-(-1)-0	-1.0	-1
at UCF				1-13-0	13.0	13
Rhode Island				2-(-6)-0	-3.0	0
at UAlbany						
at NC A&T						
Elon						
Stony Brook						
at UNH						
Towson						
at Delaware						
SEASON				4-6-0	1.5	13
CAREER	1-0-0	0.0	0	14-45-0	3.2	27

VILLANOVA FOOTBALL GAME NOTES

VILLANOVA DEFENSE

SEASON HIGHS

CAREER HIGHS

	Tackles	TFL	Sacks	Breakups	Tackles	TFL	Sacks	Breakups
Danny Abraham	8, 9.9	1.0, 4x	1.0, 3x		8, 2023	1.5, 2022	1.5, 2022	2, 2x
Temi Ajitotutu	1, 9.16				1, 2023	—	—	—
TD Ayo-Durojaiye	3, 9.9				4, 2022	1.0, 2021	—	—
DeeWil Barlee	2, 2x				2, 2x	---	—	—
Brendan Bell	14, 11.4	2.0, 2x	1.0, 9.23	1, 11.4	14, 2023	3.0, 2022	1.0, 2023	2, 2020
Michael Corbi					1, 2021	—	—	—
Zahmir Dawud	2, 10.28			1, 10.28	2, 2023	—	—	1, 2023
Nathan Fondacaro	1, 11.4				1, 5x	—	—	—
Timmy Furgeson	1, 10.28				8, 2022	1.0, 2x	1.0, 2x	—
Camden Gagnon	5, 11.4	1.0, 3x	1.0, 3x		8, 2022	2.0, 2021	1.0, 6x	1, 2x
Julian Glantz	1, 3x				1, 3x	—	—	—
Elijah Glover	8, 9.16	0.5, 9.16		2, 9.23	9, 2020	1.0, 2x	—	2, 3x
Jalen Goodman	5, 9.30	0.5, 9.9		1, 9.16	13, 2020	1.5, 2021	—	2, 2019
Jake Green	3, 11.4	1.0, 2x			4, 2021	1.0, 4x	—	1, 2x
Shane Hartzell	10, 11.4	1.0, 3x	1.0, 3x	1, 9.30	15, 2022	2.0, 2x	1.0, 7x	1, 2023
Jaaron Hayek	1, 11.4				1, 3x	—	—	—
Ayden Howard	4, 9.2	1.5, 9.2	0.5, 2x		4, 2023	1.5, 2023	0.5, 2x	—
Turner Inge	5, 9.23	2.0, 9.23	1.0, 10.28		5, 2023	2.0, 2023	1.0, 2023	—
Jalen Jackson					2, 2018	—	—	—
Antonio Johnson	1, 9.16				1, 2023	—	—	—
Colin Kennedy	3, 10.28				3, 2023	—	—	—
Mike Kennedy	1, 9.16				1, 2023	—	—	—
Richie Kimmel	5, 11.4	1.5, 11.4		1, 9.23	5, 2023	1.5, 2023	—	1, 2023
Dale Law	1, 2x				1, 2x	—	—	—
Daniel Lopes	1, 9.2				1, 2023	—	—	—
Devon Marshall	9, 9.16	1.0, 3x		3, 9.9	9, 2x	1.0, 3x	—	3, 2023
Capri Martin	5, 10.28	0.5, 10.28			5, 2023	0.5, 2023	—	—
Tyrell Mims	6, 2x	1.0, 2x	1.0, 10.7	1, 11.4	6, 3x	1.0, 4x	1.0, 2023	2, 2x
Jordan Nelson	4, 10.28	1.0, 9.2			4, 2023	1.0, 2023	—	—
Obinna Nwobodo	2, 9.30				2, 2023	—	—	—
Josh Oluremi	1, 5x				1, 6x	—	—	—
Chandon Pierre	4, 10.7	1.0, 4x	1.0, 2x		5, 2021	1.0, 6x	1.0, 3x	—
Ethan Potter	7, 9.16	1.0, 9.30		1, 9.9	11, 2x	2.5, 2022	0.5, 2022	1, 6x
Rayjuon Pringle				1, 9.30	1, 2x	—	—	1, 2023
Jake Reichwein	4, 3x	2.0, 2x	1.0, 3x	1, 10.28	7, 2022	2.5, 2022	2.5, 2022	1, 3x
John Rhodan	3, 9.16				3, 2023	—	—	—
Garrett Rogan	1, 10.28				1, 2023	—	—	—
Christian Sapp	3, 9.16	1.0, 2x	1.0, 9.16		5, 2022	1.0, 2x	1.0, 2023	1, 2022
Kshawn Schulters	1, 3x				7, 2022	1.0, 2022	—	2, 2022
JR Strauss	2, 10.28	1.0, 10.7			2, 2023	1.0, 2023	—	—
Ty Trinh	12, 11.4	2.0, 10.7		2, 2x	12, 2023	2.0, 2023	—	2, 2x
Stephane Voltaire	1, 11.4				1, 2023	—	—	—
Isas Waxter	4, 10.14	1.0, 10.14		2, 9.9	7, 2019	1.0, 2x	1.0, 2021	2, 2023
Ben Wheless					1, 2x	—	—	—
Jon Wyatt	2, 9.16			1, 2x	2, 2x	—	—	1, 2x

GAME BY GAME DEFENSIVE STATISTICS

OPPONENT	TFL	SACKS	FF	FR	INT	PBU	BLK	YARDS	POINTS
at Lehigh	8-21	1-3	1	1	2	2	0	284	10
Colgate	5-28	3-24	0	0	1	6	0	258	19
at UCF	6-34	2-24	1	0	0	3	0	600	48
Rhode Island	8-26	1-4	1	1	1	5	1	241	9
at UAlbany	5-25	2-18	0	0	0	4	0	360	31
at NC A&T	9-36	4-21	0	0	0	1	0	172	14
Elon	4-15	2-10	0	0	0	3	0	99	0
Stony Brook	6-23	2-18	0	0	1	6	0	294	13
at New Hampshire	6-24	3-19	1	1	3	4	0	397	33
Towson									
at Delaware									
TOTAL	57-232	20-141	4	3	8	34	1	2705	177

VILLANOVA FOOTBALL GAME NOTES

GAME BY GAME TACKLES

Total Tackles	UA-A	TOT	LEH	COL	UCF	URI	UALB	NCAT	ELON	SB	UNH	TOW	DEL
Brendan Bell	39-18	57	0-1	4-2	7-2	6-2	3-1	2-1	6-1	3-2	8-6		
Shane Hartzell	34-19	53	7-0	3-4	3-4	DNP	4-2	5-0	4-1	4-2	4-6		
Danny Abraham	23-14	37	2-0	3-5	3-4	3-2	1-0	6-1	2-0	1-1	2-1		
Ty Trinh	21-15	36	2-2	2-3	2-2	3-0	1-2	2-0	1-0	1-1	7-5		
Elijah Glover	21-10	31	2-0	4-2	3-5	2-1	2-1	1-0	2-1	1-0	4-0		
Devon Marshall	24-5	29	6-0	2-1	7-2	3-0	1-1	1-0	0-0	3-1	1-0		
Tyrell Mims	17-11	28	3-3	1-1	2-3	2-0	5-0	2-0	0-0	2-4	0-0		
Richie Kimmel	18-9	27	3-0	0-2	2-1	1-1	3-0	2-0	2-2	3-0	2-3		
Jake Reichwein	17-9	26	3-0	3-1	3-1	1-1	1-1	0-1	1-2	3-1	2-1		
Jalen Goodman	16-7	23	DNP	0-2	1-2	3-1	4-1	3-0	1-0	2-0	2-1		
Turner Inge	15-7	22	0-0	2-0	2-1	3-2	1-0	3-1	1-0	2-2	1-1		
Isas Waxter	12-5	17	0-1	2-1	2-1	1-0	0-1	0-0	4-0	1-1	2-0		
Ethan Potter	11-5	16	2-0	0-0	4-3	1-1	4-1	0-0	DNP	DNP	0-0		
Ayden Howard	9-7	16	3-1	1-2	1-0	1-0	1-1	1-0	0-1	1-1	0-1		
Chandon Pierre	8-8	16	1-0	1-1	1-0	1-2	2-1	2-2	0-0	0-0	0-2		
Camden Gagnon	10-5	15	0-0	1-1	0-0	0-0	2-1	1-0	0-2	2-0	4-1		
Jordan Nelson	7-5	12	3-0	1-1	1-1	DNP	DNP	DNP	0-0	2-2	0-1		
Christian Sapp	8-3	11	DNP	DNP	3-0	1-1	1-0	2-0	0-0	0-2	1-0		
Capri Martin	4-6	10	0-0	0-0	2-2	1-0	0-0	0-0	DNP	1-4	0-0		
Jake Green	3-5	8	1-0	DNP	0-1	0-1	1-0	0-0	0-0	1-0	0-3		
TD Ayo-Durojaiye	1-5	6	1-0	0-3	0-1	0-1	0-0	0-0	0-0	0-0	0-0		
John Rhodan	4-1	5	2-0	0-0	2-1	0-0	0-0	0-0	0-0	0-0	0-0		
DeeWil Barlee	3-2	5	0-1	1-1	2-0	0-0	0-0	0-0	DNP	0-0	0-0		
Josh Oluremi	3-2	5	0-1	DNP	DNP	1-0	1-0	1-0	0-0	0-1	0-0		
Jon Wyatt	3-1	4	1-0	0-0	2-0	0-0	0-0	0-0	0-0	0-1	DNP		
Kshawn Schulters	3-0	3	DNP	1-0	0-0	0-0	1-0	1-0	0-0	0-0	0-0		
Julian Glantz	2-1	3	0-0	0-0	0-0	0-0	0-0	1-0	1-0	0-1	DNP		
Obinna Nwobodo	2-1	3	0-0	0-1	0-0	0-0	2-0	0-0	0-0	0-0	0-0		
JR Strauss	2-1	3	0-0	0-0	0-0	0-0	0-0	1-0	0-0	1-1	0-0		
Colin Kennedy	1-2	3	0-0	DNP	DNP	DNP	DNP	0-0	0-0	1-2	DNP		
Zahmir Dawud	1-1	2	DNP	DNP	DNP	0-0	0-0	DNP	DNP	1-1	DNP		
Dale Law	1-1	2	1-0	DNP	DNP	DNP	DNP	DNP	DNP	0-1	DNP		
Nathan Fondacaro	1-0	1	0-0	0-0	0-0	0-0	0-0	0-0	0-0	0-0	1-0		
Daniel Lopes	1-0	1	1-0	0-0	0-0	0-0	0-0	0-0	0-0	0-0	0-0		
Temi Ajitrotutu	0-1	1	0-0	0-0	0-1	0-0	0-0	0-0	0-0	0-0	0-0		
Timmy Furgeson	0-1	1	DNP	DNP	DNP	DNP	DNP	DNP	0-0	0-1	0-0		
Jaaron Hayek	0-1	1	DNP	DNP	0-0	0-0	0-0	0-0	0-0	0-0	0-1		
Antonio Johnson	0-1	1	0-0	0-0	0-1	0-0	0-0	0-0	0-0	DNP	DNP		
Mike Kennedy	0-1	1	0-0	0-0	0-1	DNP	DNP	DNP	DNP	0-0	DNP		
Garrett Rogan	0-1	1	0-0	DNP	DNP	DNP	DNP	DNP	DNP	0-1	DNP		
Stephane Voltaire	0-1	1	0-0	0-0	0-0	0-0	0-0	0-0	0-0	0-0	0-1		
TOTAL	345-198	543	44-10	32-34	55-40	34-16	41-14	37-6	25-10	36-34	41-34		

SPECIAL TEAMS TACKLES

Total Tackles	KO-PU	TOT	LEH	COL	UCF	URI	UALB	NCAT	ELON	SB	UNH	TOW	DEL
TD Ayo-Durojaiye	3-3	6	0-1	3-0	0-1	0-1	0-0	0-0	0-0	0-0	0-0		
Turner Inge	3-1	4	0-0	0-0	0-0	0-0	0-0	0-0	1-0	1-0	2-0		
Danny Abraham	2-2	4	0-0	2-0	0-0	0-1	0-0	0-1	0-0	0-0	0-0		
Jordan Nelson	2-2	4	0-0	0-1	0-1	DNP	DNP	DNP	0-0	1-0	1-0		
DeeWil Barlee	0-4	4	0-0	0-2	0-2	0-0	0-0	0-0	DNP	0-0	0-0		
Julian Glantz	3-0	3	0-0	0-0	0-0	0-0	0-0	1-0	1-0	1-0	DNP		
Tyrell Mims	3-0	3	1-0	1-0	0-0	0-0	0-0	0-0	0-0	1-0	0-0		
Josh Oluremi	3-0	3	0-0	DNP	DNP	1-0	0-0	1-0	0-0	1-0	0-0		
Elijah Glover	2-1	3	0-0	0-0	0-1	1-0	1-0	0-0	0-0	0-0	0-0		
Shane Hartzell	2-1	3	1-1	0-0	0-0	DNP	0-0	0-0	0-0	0-0	1-0		
Richie Kimmel	2-0	2	0-0	1-0	0-0	0-0	0-0	1-0	0-0	0-0	0-0		
Ethan Potter	2-0	2	0-0	0-0	0-0	2-0	0-0	0-0	DNP	DNP	0-0		
Brendan Bell	1-1	2	0-0	0-1	0-0	0-0	0-0	0-0	0-0	0-0	1-0		
Jalen Goodman	1-0	1	DNP	0-0	0-0	1-0	0-0	0-0	0-0	0-0	0-0		
Nathan Fondacaro	1-0	1	0-0	0-0	0-0	0-0	0-0	0-0	0-0	0-0	1-0		
Christian Sapp	1-0	1	DNP	DNP	0-0	1-0	0-0	0-0	0-0	0-0	0-0		
Ty Trinh	1-0	1	0-0	1-0	0-0	0-0	0-0	0-0	0-0	0-0	0-0		
Ayden Howard	0-1	1	0-0	0-0	0-1	0-0	0-0	0-0	0-0	0-0	0-0		
TOTAL	33-15	48	2-2	8-4	0-6	6-2	1-0	3-1	2-0	5-0	6-0		

VILLANOVA FOOTBALL GAME NOTES

GAME BY GAME STARTERS

OFFENSE	QB	RB	WR/RB	WR/RB	WR/TE	TE/WR	LT	LG	C	RG	RT
Lehigh	Watkins	Jackson	Ayo-Durojaiye	Pringle	Sanchez	Johnson	Voltaire	Corbi	Picard	Torres	Ajirotutu
Colgate	Watkins	Jackson	Ayo-Durojaiye	Barlee	Pringle	Sanchez	Voltaire	Corbi	Picard	Torres	Ajirotutu
UCF	Watkins	Jackson	Lopes	Pringle	Sanchez	Johnson	Voltaire	Corbi	Picard	Torres	Ajirotutu
URI	Watkins	Barlee	Hayek	Pringle	Sanchez	Johnson	Voltaire	Corbi	Picard	Torres	Ajirotutu
UAlbany	Watkins	Barlee	Hayek	Pringle	Sanchez	Johnson	Voltaire	Corbi	Picard	Torres	Ajirotutu
NC A&T	Watkins	Barlee	Hayek	Pringle	Sanchez	Johnson	Voltaire	Corbi	Picard	Torres	Ajirotutu
Elon	Watkins	Jackson	Hayek	Pringle	Sanchez	Johnson	Voltaire	Corbi	Picard	Torres	Ajirotutu
Stony Brook	Watkins	Jackson	Hayek	Pringle	Sanchez	Bothwell	Voltaire	Corbi	Picard	Torres	Ajirotutu
UNH	Watkins	Jackson	Hayek	Pringle	Sanchez	Bothwell	Voltaire	Hummel	Picard	Torres	Ajirotutu
Towson											
Delaware											

DEFENSE	DE	DT	DE	LB	MLB	LB	CB	CB	FS	WS	SS
Lehigh	Gagnon	Green	Reichwein	Hartzell	Abraham	Bell	Marshall	Waxter	Mims	Glover	Trinh
Colgate	Gagnon	Pierre	Reichwein	Hartzell	Abraham	Bell	Marshall	Waxter	Goodman	Glover	Potter
UCF	Gagnon	Green	Reichwein	Hartzell	Abraham	Bell	Marshall	Waxter	Goodman	Glover	Trinh
URI	Gagnon	Green	Reichwein	Inge	Abraham	Bell	Marshall	Waxter	Goodman	Glover	Trinh
UAlbany	Gagnon	Green	Reichwein	Hartzell	Abraham	Bell	Marshall	Waxter	Goodman	Potter	Trinh
NC A&T	Gagnon	Green	Reichwein	Hartzell	Abraham	Bell	Marshall	Waxter	Goodman	Glover	Trinh
Elon	Gagnon	Green	Reichwein	Hartzell	Abraham	Bell	Marshall	Waxter	Goodman	Glover	Trinh
Stony Brook	Gagnon	Green	Reichwein	Hartzell	Abraham	Bell	Marshall	Waxter	Goodman	Glover	Trinh
UNH	Gagnon	Green	Reichwein	Hartzell	Abraham	Bell	Marshall	Waxter	Goodman	Glover	Trinh
Towson											
Delaware											

VILLANOVA SCORING DRIVES

OPP	QTR	TIME	PL/YDS/TM	RES	PLAY	OPP	QTR	TIME	PL/YDS/TM	RES	PLAY
Lehigh	1	3:58	11/75/6:26	TD	Jackson 1 yard run	Elon	1	9:24	10/59/5:30	TD	Ayo-Durojaiye 1 yard run
Lehigh	1	1:53	2/28/0:46	TD	Pringle 28 yard reception	Elon	1	5:33	4/59/1:46	TD	Ayo-Durojaiye 50 yard run
Lehigh	2	5:26	6/58/3:48	FG	Mercurio 37 yard field goal	Elon	3	7:02	8/81/4:48	TD	Ayo-Durojaiye 1 yard run
Lehigh	2	3:45	2/17/0:44	TD	Pringle 7 yard reception						
Lehigh	2	1:49	2/51/0:51	TD	Jackson 46 yard run	SB	1	9:36	2/80/0:49	TD	Ayo-Durojaiye 5 yard run
Lehigh	3	4:13	9/97/5:15	TD	Barlee 1 yard run	SB	1	2:43	6/75/2:54	TD	Hayek 43 yard reception
						SB	2	10:59	8/71/5:09	TD	Hayek 2 yard reception
Colgate	1	8:39	7/61/4:24	TD	Jackson 25 yard run	SB	2	8:28	2/64/0:48	TD	Jackson 44 yard run
Colgate	1	1:09	7/74/3:56	TD	Watkins 1 yard run	SB	2	1:11	3/82/0:53	TD	Pringle 76 yard reception
Colgate	2	5:11	7/75/3:46	TD	Watkins 1 yard run	SB	3	6:13	7/57/3:38	TD	Sanchez 24 yard reception
Colgate	2	2:59	1/67/0:13	TD	Pringle 67 yard reception	SB	4	13:38	6/76/2:57	TD	Wright 2 yard run
Colgate	3	12:41	4/75/2:13	TD	Johnson 1 yard reception						
Colgate	4	7:07	7/88/4:40	TD	Barlee 28 yard run	UNH	1	8:35	12/58/6:21	FG	Mercurio 44 yard field goal
						UNH	2	11:18	2/6/0:39	TD	Jackson 2 yard run
UCF	4	13:42	13/75/6:30	TD	Watkins 3 yard run	UNH	2	8:52	5/45/2:06	TD	Watkins 16 yard run
UCF	4	4:44	6/58/2:54	TD	Ayo-Durojaiye 11 yard run	UNH	2	0:22	12/75/3:39	TD	Jackson 6 yard run
						UNH	3	7:28	6/82/3:30	TD	Ayo-Durojaiye 18 yd reception
URI	1	5:23	6/65/3:00	TD	Watkins 1 yard run	UNH	3	0:37	7/56/3:38	TD	Watkins 6 yard run
URI	1	1:31	4/50/2:47	TD	Watkins 23 yard run	UNH	4	9:53	2/65/0:50	TD	Pringle 68 yd reception
URI	2	1:47	6/79/2:59	TD	Watkins 5 yard run						
URI	3	13:11	1/63/0:14	TD	Ayo-Durojaiye 63 yard run						
URI	4	6:28	7/33/4:28	TD	Barlee 6 yard run						
UALB	1	10:33	11/43/4:21	FG	Mercurio 44 yard field goal						
UALB	2	11:08	9/63/3:52	TD	Sanchez 17 yard reception						
NCAT	1	8:26	14/64 6:28	FG	Mercurio 25 yard field goal						
NCAT	1	6:06	4/75 2:00	TD	Sanchez 58 yard reception						
NCAT	2	14:50	9/47/4:43	FG	Mercurio 39 yard field goal						
NCAT	2	4:56	9/85/5:23	TD	Barlee 21 yard run						
NCAT	2	1:24	7/62/1:21	TD	Pringle 9 yard reception						
NCAT	2	0:00	7/47 1:24	FG	Mercurio 19 yard field goal						
NCAT	3	4:57	3/65/0:56	TD	Sanchez 59 yard reception						

VILLANOVA FOOTBALL GAME NOTES

LONG PLAYS BY THE NUMBERS

YARDS	NO.	TD
100+	0	0
90-99	0	0
80-89	1	0
70-79	3	1
60-69	5	3
50-59	4	3
40-49	9	3
30-39	9	0
20-29	29	7

LONG PLAYS BY TYPE

PLAY	NO.	TD
Rushing	19	8
Passing	33	9
Punt Returns	0	0
Kick Returns	7	0
Interceptions	1	0
Fumble Returns	0	0
Other	0	0
TOTAL	60	17

LONGEST PLAYS OF THE YEAR

RUSHING

66 Jalen Jackson at Lehigh

RUSHING TOUCHDOWN

63 TD Ayo-Durojaiye vs. Rhode Island

PASSING

76 Connor Watkins vs. Stony Brook

PASSING TOUCHDOWN

76 Connor Watkins vs. Stony Brook

RECEPTION

76 Rayjuon Pringle vs. Stony Brook

RECEIVING TOUCHDOWN

76 Rayjuon Pringle vs. Stony Brook

PUNT RETURN

13 Rayjuon Pringle at UCF

KICK RETURN

47 TD Ayo-Durojaiye at New Hampshire

INTERCEPTION RETURN

81 Jalen Goodman vs. Rhode Island

FUMBLE RETURN

40 Elijah Glover at New Hampshire

PUNT

57 Nathan Fondacaro vs. Rhode Island

FIELD GOAL

44 Matthew Mercurio at UAlbany

44 Matthew Mercurio at New Hampshire

LONGEST PLAYS OF THE YEAR (20+ YARDS)

YDS	TYPE	PLAYER	OPPONENT
81	INT	Jalen Goodman	Rhode Island
76*	Pass	Connor Watkins to Rayjuon Pringle	Stony Brook
75	Pass	Connor Watkins to Sanchez (68) and Pringle (7)	Colgate
75	Pass	Connor Watkins to Rayjuon Pringle	Stony Brook
68*	Pass	Connor Watkins to Rayjuon Pringle	at New Hampshire
67*	Pass	Connor Watkins to Rayjuon Pringle	Colgate
66	Rush	Jalen Jackson	at Lehigh
63*	Rush	TD Ayo-Durojaiye	Rhode Island
60	Pass	Connor Watkins to Jaylan Sanchez	Colgate
59*	Pass	Connor Watkins to Jaylan Sanchez	at N.C. A&T
58*	Pass	Connor Watkins to Jaylan Sanchez	at N.C. A&T
51	Pass	Connor Watkins to Rayjuon Pringle	Colgate
50*	Rush	TD Ayo-Durojaiye	Elon
48	Rush	Jalen Jackson	at New Hampshire
47	KR	TD Ayo-Durojaiye	at New Hampshire
46*	Rush	Jalen Jackson	at Lehigh
45	Pass	Connor Watkins to Jaylan Sanchez	at UCF
44*	Rush	Jalen Jackson	Stony Brook
43	Pass	Connor Watkins to Rayjuon Pringle	Colgate
43*	Pass	Connor Watkins to Jaaron Hayek	Stony Brook
40	Pass	Connor Watkins to Jaaron Hayek	Rhode Island
40	Pass	Tanner Maddocks to Jaylan Sanchez	Stony Brook
38	Rush	Connor Watkins	Rhode Island
35	Pass	Connor Watkins to DeeWil Barlee	at UCF
35	KR	TD Ayo-Durojaiye	Elon
34	Rush	Connor Watkins	Rhode Island
34	Pass	Connor Watkins to Jaaron Hayek	Rhode Island
33	Rush	DeeWil Barlee	at Lehigh
33	Pass	Connor Watkins to Rayjuon Pringle	at UAlbany
32	KR	TD Ayo-Durojaiye	at UAlbany
31	Pass	Connor Watkins to Rayjuon Pringle	Rhode Island
29	Rush	DeeWil Barlee	at Lehigh
29	Rush	Connor Watkins	Elon
28*	Pass	Connor Watkins to Rayjuon Pringle	at Lehigh
28*	Rush	DeeWil Barlee	Colgate
28	Rush	Isaiah Ragland	Elon
28	Pass	Connor Watkins to Jaylan Sanchez	Stony Brook
27	Pass	Connor Watkins to Rayjuon Pringle	Stony Brook
25*	Rush	Jalen Jackson	Colgate
25	Pass	Connor Watkins to DeeWil Barlee	at UAlbany
25	KR	TD Ayo-Durojaiye	at N.C. A&T
25	KR	TD Ayo-Durojaiye	Stony Brook
24	Pass	Connor Watkins to TD Ayo-Durojaiye	Rhode Island
24	Rush	Connor Watkins	Elon
24	Rush	Connor Watkins	Elon
24*	Pass	Connor Watkins to Jaylan Sanchez	Stony Brook
23*	Rush	Connor Watkins	Rhode Island
23	Pass	Connor Watkins to Rayjuon Pringle	at N.C. A&T
23	KR	TD Ayo-Durojaiye	at N.C. A&T
22	KR	TD Ayo-Durojaiye	at Lehigh
22	Pass	Connor Watkins to TD Ayo-Durojaiye	at UCF
22	Pass	Connor Watkins to Rayjuon Pringle	at New Hampshire
21*	Rush	DeeWil Barlee	at N.C. A&T
20	Pass	Connor Watkins to Jaylan Sanchez	at Lehigh
20	Rush	DeeWil Barlee	at UAlbany
20	Pass	Connor Watkins to Kenyon Miles	at UAlbany
20	Pass	Connor Watkins to Rayjuon Pringle	at N.C. A&T
20	Pass	Connor Watkins to Rayjuon Pringle	at N.C. A&T
20*	Pass	Connor Watkins to Jaaron Hayek	Stony Brook
20	Pass	Connor Watkins to Jaaron Hayek	Stony Brook

* denotes a touchdown

20-YARD PLUS BY PLAYER

PLAYER	NO.	TD	RUSH	REC.	KR	PR	IR	FR
Pringle	14	4	0	14	0	0	0	0
Ayo-Durojaiye	11	2	2	2	7	0	0	0
Sanchez	9	3	0	9	0	0	0	0
Barlee	7	2	5	2	0	0	0	0
Watkins	6	1	6	0	0	0	0	0
Jackson	5	3	5	0	0	0	0	0
Hayek	5	2	0	5	0	0	0	0
Ragland	1	0	1	0	0	0	0	0
Miles	1	0	0	1	0	0	0	0
Goodman	1	0	0	0	0	0	1	0
TOTAL	60	17	19	33	7	0	1	0

VILLANOVA FOOTBALL GAME NOTES

MISCELLANEOUS STATS

NON-OFFENSIVE TOUCHDOWNS

Player	Type	Yds	Opponent
Jalen Goodman	INT	23	Maine

POINTS OFF TURNOVERS

OPPONENT	VU TO	OPP PTS	OPP TO	VU PTS	+/-
Lehigh	1	0	3	21	+21
Colgate	1	3	1	0	-3
UCF	1	7	0	0	-7
Rhode Island	1	0	2	7	+7
UAlbany	5	14	0	0	-14
NC A&T	1	0	0	0	0
Elon	2	0	0	0	0
Stony Brook	1	0	1	6	+6
UNH	1	0	4	14	+14
Towson					
Delaware					
TOTAL	14	24	11	48	+24

CAREER INTERCEPTIONS

Player	INT	Return Yards	Long	TD
Danny Abraham	5	64	32	0
Elijah Glover	4	130	78	1
Kshawn Schulters	3	50	48	0
Tyrell Mims	3	0	0	0
Jalen Goodman	2	104	81	1
Ty Trinh	2	18	18	0
Shane Hartzell	1	19	19	0
Brendan Bell	1	17	17	0
Jake Green	1	4	4	0
Ethan Potter	1	1	1	0
Christian Sapp	1	0	0	0
Isas Waxter	1	0	0	0

CAREER FUMBLES

Player	FF	FR	Return Yards	TD
Danny Abraham	1	2	0	0
Brendan Bell	1	1	0	0
TD Ayo-Durojaiye	0	1	0	1
Timmy Furgeson	1	1	0	0
Camden Gagnon	2	0	0	0
Jalen Goodman	1	1	0	0
Elijah Glover	1	1	40	0
Shane Hartzell	1	0	0	0
Richie Kimmel	0	1	0	0
Tyrell Mims	0	2	0	0
Chandon Pierre	1	0	0	0
Ethan Potter	1	1	0	0
Jake Reichwein	3	1	0	0
Christian Sapp	1	0	0	0
Ty Trinh	1	2	0	0

CAREER BLOCKED KICKS

Player	Type	Opponent	Date
Brendan Bell	Punt	UAlbany	10.16.21
Richie Kimmel	Punt	Delaware	11.19.22
Devon Marshall	Punt	Delaware	11.19.22
Tyrell Mims	Punt	William & Mary	10.30.21
John Rhodan	PAT	Rhode Island	9.23.23

CAREER 100-YARD RUSHING GAMES

Player	Yds.	Att.	TD	Opp.	Date
TD Ayo-Durojaiye	110	16	1	LIU	9.10.22
TD Ayo-Durojaiye	106	11	0	Richmond	10.15.22
TD Ayo-Durojaiye	136	20	1	UAlbany	10.22.22
TD Ayo-Durojaiye	112	25	0	Hampton	10.29.22
TD Ayo-Durojaiye	103	7	1	URI	9.23.23
DeeWil Barlee	131	22	1	Stony B.	10.26.19
DeeWil Barlee	114	18	1	Rich.	11.9.19
DeeWil Barlee	177	18	1	LIU	9.10.22
DeeWil Barlee	102	11	1	Lehigh	9.2.23
Jalen Jackson	104	12	2	URI	10.23.21
Jalen Jackson	103	11	2	Stony B.	11.13.21
Jalen Jackson	187	28	3	Monmouth	9.24.22
Jalen Jackson	144	8	2	Lehigh	9.2.23
Jalen Jackson	145	19	2	UNH	11.4.23
Isaiah Ragland	126	15	0	Elon	10.14.23
Connor Watkins	130	11	2	Hampton	10.29.22
Connor Watkins	113	10	3	URI	9.23.23
Connor Watkins	125	13	0	Elon	10.14.23

CAREER 100-YARD RECEIVING GAMES

Player	Yds.	Rec.	TD	Opp.	Date
Dez Boykin	110	6	0	W&M	11.12.22
Jaaron Hayek	108	6	2	Towson	9.21.19
Jaaron Hayek	105	6	1	SELA	11.30.19
Jaaron Hayek	127	8	1	Rich.	9.18.21
Jaaron Hayek	115	6	1	W&M	10.30.21
Jaaron Hayek	117	5	1	Dela.	11.20.21
Jaaron Hayek	141	6	2	Lehigh	9.2.22
Jaaron Hayek	120	4	0	LIU	9.10.22
Jaaron Hayek	136	6	0	Monmouth	9.24.22
Jaaron Hayek	159	5	4	Maine	10.1.22
Jaaron Hayek	102	5	2	Stony B.	10.28.23
Rayjuon Pringle	171	9	1	Stony B.	3.6.21
Rayjuon Pringle	107	4	2	Penn St.	9.25.21
Rayjuon Pringle	132	8	1	JMU	10.9.21
Rayjuon Pringle	105	7	0	Elon	11.6.21
Rayjuon Pringle	143	4	2	UAlbany	10.22.22
Rayjuon Pringle	168	3	1	Colgate	9.9.23
Rayjuon Pringle	196	5	1	Stony B.	10.28.23
Rayjuon Pringle	104	4	1	UNH	11.4.23
Jaylan Sanchez	128	2	0	Colgate	9.9.23
Jaylan Sanchez	158	6	2	NC A&T	10.7.23
Jaylan Sanchez	103	4	1	Stony B.	10.28.23

CAREER 300-YARD PASSING GAMES

Player	Yds.	C-A-I	TD	Opp.	Date
Connor Watkins	310	8-11-0	2	Colgate	9.9.23
Connor Watkins	361	13-19-0	4	Stony B.	10.28.23

CAREER DOUBLE DIGIT TACKLE GAMES

Player	TOT	UA-A	Opp.	Date
Brendan Bell	10	5-5	Towson	11.5.22
Brendan Bell	12	9-3	Delaware	11.19.22
Brendan Bell	14	8-6	UNH	11.4.23
Jalen Goodman	13	10-3	URI	3.13.21
Jalen Goodman	12	10-2	Holy Cr.	12.3.21
Jalen Goodman	12	5-7	Delaware	11.19.22
Shane Hartzell	15	8-7	Richmond	10.15.22
Shane Hartzell	10	6-4	Delaware	11.19.22
Shane Hartzell	10	4-6	UNH	11.4.23
Ethan Potter	11	4-7	Maine	10.1.22
Ethan Potter	11	6-5	Richmond	10.15.22
Ty Trinh	12	7-5	UNH	11.4.23

VILLANOVA FOOTBALL GAME NOTES

DEFENSE/SPECIAL TEAMS TOUCHDOWNS

(since becoming an FCS member in 1985)

PLAY	TDs
DEFENSE (66)	
Interception Return.....	42
Fumble Return.....	18
Blocked Punt Return.....	5
Blocked Field Goal Return.....	1
SPECIAL TEAMS (17)	
Kick Return.....	15
Punt Return.....	2
TOTAL	83

LONGEST TOUCHDOWNS BY TYPE

Interception Return

100 yards by Rob Rolle on September 17, 2016 vs. Towson

Fumble Return

99 yards by Jaquan Amos on October 7, 2017 vs. Maine

Return of Blocked Punt

33 yards by Ademole Turner on September 21, 1996 vs. Fordham

Return of Blocked Field Goal

73 yards by Craig James on September 28, 2013 vs. Penn

Kick Return

100 yards by Nowoola Awopetu on November 9, 2019 vs. Richmond

Punt Return

66 yards by Poppy Livers on October 20, 2012 vs. Georgia State

DEFENSIVE/SPECIAL TEAMS TDS BY YEAR

DEFENSE

4	2000, 2016, 2017, 2019
3	2004, 2005, 2007, 2009, 2012, 2013
2	1986 1989, 1991, 1992, 1994, 1996, 1999, 2003, 2008, 2010, 2011, 2014, 2018, 2021
1	1997, 1998, 2001, 2022

SPECIAL TEAMS

2	2000, 2010
1	1996, 1997, 1998, 2001, 2002, 2003, 2004, 2007, 2008, 2009, 2012, 2017, 2019

DEFENSIVE/SPECIAL TEAMS TDS BY MONTH

August	3
September	35
October	21
November	21
December	3

DEFENSIVE/SPECIAL TEAMS TDS BY PLAYER

DEFENSIVE TOUCHDOWNS	TDs
Jaquan Amos	4
Jimmy Pitts.....	3
Ronnie Akins	2
Nowoola Awopetu	2
Brian Barajas	2
Eric Loper	2
Rob Rolle	2
Joe Sarnese	2
Jeff Steeb	2
Daryl Stewart.....	2
Darrell Adams	1
TD Ayo-Durojaiye	1
Rodney Badger	1
Christian Benford.....	1
Austin Calitro	1
Clarence Curry	1
Chris Curtis.....	1
John Dempsey	1
Curtis Eller.....	1
Brennan Erbeznik.....	1
Jalen Goodman.....	1
Sean Goodrich	1
Mike Hoffman	1
Brian Hulea	1
Keeling Hunter.....	1
Craig James	1
Gary Johnson	1
Marlon Johnson.....	1
Joe Keating	1
Salim Koroma	1
Tanoh Kpassagnon	1
Tim Kukucka	1
DeLonne Kelly	1
Kevin Long.....	1
Jason McMillion	1
Jerry Miles	1
Martel Moody.....	1
Steven Neugebauer.....	1
Osayi Osunde	1
Delmon Robertson	1
Bobby Rosato	1
Dan Silva	1
Kwesi Solomon.....	1
Rich Spugnardi.....	1
Terence Taylor.....	1
Elijah Trent.....	1
Ademole Turner.....	1
Ray Ventrone	1
Ross Ventrone.....	1
Curtis Waltman.....	1
Aaron Weems	1
Darrel Young	1
SPECIAL TEAMS TOUCHDOWNS	TDs
Brian Westbrook.....	5
Angelo Babbaro.....	3
Martin Gibson.....	3
Matt Szczur	2
Nowoola Awopetu	1
Poppy Livers.....	1
Taurus Phillips	1
Ademole Turner.....	1

VILLANOVA FOOTBALL GAME NOTES

SINGLE GAME HIGHS

INDIVIDUAL SINGLE GAME HIGHS

Category	No.	Player
Rushes	19	Jalen Jackson at New Hampshire
Rushing Yards	145	Jalen Jackson at New Hampshire
Rushing TDs	3	Watkins vs. URI/Ayo-Durojaiye vs. Elon
Long Rush	66	Jalen Jackson at Lehigh
Pass Attempts	31	Connor Watkins at UAlbany
Pass Completions	17	Connor Watkins at UAlbany
Passing Yards	361	Connor Watkins vs. Stony Brook
Passing TDs	4	Connor Watkins vs. Stony Brook
Long Pass	76	Connor Watkins vs. Stony Brook
Receptions	6	4x
Receiving Yards	196	Rayjuon Pringle vs. Stony Brook
Receiving TDs	2	3x
Long Reception	76	Rayjuon Pringle vs. Stony Brook
Field Goals	3	Matthew Mercurio at N.C. A&T
Long Field Goal	44	Matthew Mercurio at UAlbany/at UNH
Punts	9	Nathan Fondacaro at UCF
Punting Average	50.7	Nathan Fondacaro vs. Rhode Island
Long Punt	57	Nathan Fondacaro vs. Rhode Island
Punts Inside 20	2	Nathan Fondacaro at UCF
Long Punt Return	13	Rayjuon Pringle at UCF
Long Kick Return	47	TD Ayo-Durojaiye at New Hampshire
Long INT Return	81	Jalen Goodman vs. Rhode Island
Long FR Return	40	Elijah Glover at New Hampshire
Tackles	14	Brendan Bell at New Hampshire
Tackles For Loss	2.0	6x
Sacks	1.0	17x
Interceptions	1	8x

OPPONENT SINGLE GAME HIGHS

Category	No.	Player
Rushes	19	Dylan Laube, New Hampshire
Rushing Yards	132	Dylan Laube, New Hampshire
Rushing TDs	2	3x
Long Rush	75	Dylan Laube, New Hampshire
Pass Attempts	40	Max Brosmer, New Hampshire
Pass Completions	27	Max Brosmer, New Hampshire
Passing Yards	321	Timmy McClain, UCF
Passing TDs	3	Reese Poffenbarger, UAlbany
Long Pass	58	Timmy McClain, UCF
Receptions	11	Anthony Johnson, Stony Brook
Receiving Yards	147	Kobe Hudson, UCF
Receiving TDs	1	10x
Long Reception	58	Kobe Hudson, UCF
Field Goals	2	3x
Long Field Goal	42	John Opalko, UAlbany
Punts	8	Banks-Altekruse, Lehigh; Taylor, Stony Brook
Punting Average	50.0	Kyle Romenick, Elon
Long Punt	61	Kyle Romenick, Elon
Punts Inside 20	4	Ben Banks-Altekruse, Lehigh
Long Punt Return	29	Xavier Townsend, UCF
Long Kick Return	94	Taycon Cooke, North Carolina A&T
Long INT Return	47	Max Oxendine, New Hampshire
Long FR Return	0	4x
Tackles	14	Brandon Tyson, Elon
Tackles For Loss	3.0	Tre'mon Morris-Brash, UCF/A.J. Simon, UAlbany
Sacks	3.0	A.J. Simon, UAlbany
Interceptions	1	7x

TEAM SINGLE GAME HIGHS

Category	No.	Villanova
Rushes	63	Elon
Rushing Yards	440	Elon
Yards Per Rush	9.2	at Lehigh
Rushing TDs	5	Rhode Island
Pass Attempts	31	at UAlbany
Pass Completions	17	at UAlbany/Stony Brook
Passing Yards	398	Stony Brook
Yards Per Pass	28.2	Colgate
Passing TDs	4	Stony Brook
Total Plays	75	at North Carolina A&T
Total Offense	556	Stony Brook
Yards Per Play	11.3	Stony Brook
Points	48	Stony Brook
First Downs	26	Elon
Penalties	12	Rhode Island
Penalty Yards	105	Rhode Island
Turnovers	5	at UAlbany
Sacks	3	Colgate/at North Carolina A&T/at UNH
Interceptions	3	at New Hampshire
Punts	9	at UCF
Punting Average	50.7	Rhode Island
Third Down Pct.	66.7% (8-12)	Rhode Island
Fourth Down Pct.	100.0% (2-2)	at Lehigh
	100.0% (2-2)	at UCF
	100.0% (1-1)	Colgate

OPPONENT SINGLE GAME HIGHS

Category	No.	Opponent
Rushes	54	UCF
Rushing Yards	251	UCF
Yards Per Rush	4.6	UCF
Rushing TDs	4	UCF
Pass Attempts	41	New Hampshire
Pass Completions	27	New Hampshire
Passing Yards	349	UCF
Yards Per Pass	10.6	UCF
Passing TDs	3	UAlbany
Total Plays	87	UCF
Total Offense	600	UCF
Yards Per Play	6.9	UCF
Points	48	UCF
First Downs	31	UCF
Penalties	9	New Hampshire
Penalty Yards	75	New Hampshire
Turnovers	4	New Hampshire
Sacks	7	UAlbany
Interceptions	2	UAlbany
Punts	8	Lehigh/Stony Brook
Punting Average	50.0	Elon
Third Down Pct.	57.1% (8-14)	UAlbany
Fourth Down Pct.	66.7% (2-3)	UCF

VILLANOVA FOOTBALL GAME NOTES

THE LAST TIME VILLANOVA

VILLANOVA	SPAN OF GAMES	LAST TIME	VILLANOVA	SPAN OF GAMES	LAST TIME
Scoring			PASSING		
50-59	31	55 vs. Bucknell (9.11.2021)	300-399 yards	1	361, Connor Watkins vs. Stony Brook (10.28.2023)
60-69	193	63 vs. William & Mary (10.6.2007)	400+ yards	244	460, Brett Gordon vs. Delaware (11.23.2002)
70+	1,198	NEVER	40-49 attempts	30	40, Daniel Smith vs. Richmond (9.18.2021)
<10	11	3 at Towson (11.5.2022)	50+ attempts	214	54, Frank Jankowski vs. Richmond (10.8.2005)
<7	11	3 at Towson (11.5.2022)	25-29 completions	30	26, Daniel Smith vs. Richmond (9.18.2021)
Shutout by	53	0-34 vs. New Hampshire (10.27.2018)	30-39 completions	209	30, Frank Jankowski vs. JMU (11.12.2005)
Shutout by (CAA)	53	0-34 vs. New Hampshire (10.27.2018)	40+ completions	251	40, Brett Gordon vs. JMU (9.28.2002)
Shutout by (home)	53	0-34 vs. New Hampshire (10.27.2018)	3 passing TDs	3	3, Connor Watkins at N.C. A&T (10.7.2023)
Shutout by (road)	78	0-23 vs. Richmond (10.15.2016)	4 passing TDs	1	4, Connor Watkins vs. Stony Brook (10.28.2023)
Shutout opponent	2	21-0 vs. Elon (10.14.2023)	5 passing TDs	38	5, Daniel Smith vs. Delaware (11.23.2019)
Shutout (home)	2	21-0 vs. Elon (10.14.2023)	6 passing TDs	278	6, Chris Boden vs. Delaware (11.20.1999)
Shutout (road)	23	35-0 at Elon (11.6.2021)	Consecutive 300+	214	3 straight, Frank Jankowski (9.24 - 10.8.2005)
Shutout (CAA)	2	21-0 vs. Elon (10.14.2023)	50-59 yard pass	3	59/58, Connor Watkins at N.C. A&T (10.7.2023)
Rushing			60-69 yard pass	0	68, Connor Watkins at UNH (11.4.2023)
300-399 Yards	18	365 at LIU (9.10.2022)	70-79 yard pass	1	76/75, Connor Watkins vs. Stony B. (10.28.2023)
400+ Yards	2	440 vs. Elon (10.14.2023)	80-89 yard pass	17	80, Connor Watkins vs. UAlbany (10.22.2022)
<100 Yards	4	71 at UAlbany (9.30.2023)	90-99 yard pass	57	90, Zach Bednarczyk vs. Bucknell (9.22.2018)
<0 Yards	202	-39 vs. Maine (10.14.2006)	100+ yard pass	1,198	NEVER
Passing			RECEIVING		
300-399 Yards	1	398 vs. Stony Brook (10.28.2023)	100-199 yards	0	Rayjuon Pringle (168) at New Hampshire (11.4.2023)
400-499 Yards	215	418 vs. New Hampshire (10.1.2005)	200+ yards	38	236, Changa Hodge vs. Delaware (11.23.2019)
Total Offense			2 players 100+	7	Pringle (168), Sanchez (128) vs. Colgate (9.9.2023)
500-599 Yards	1	556 vs. Stony Brook (10.28.2023)	3 players 100+	1	Pringle (191), Sanchez (103), Hayek (102) vs. Stony B. (10.28.2023)
600-699 Yards	57	609 vs. Bucknell (9.22.2018)	10 receptions	202	10, Duquesne May vs. Maine (10.14.2006)
700+ Yards	749	706 vs. North Carolina State (11.19.1949)	11 receptions	146	11, Matt Szczur vs. Stephen F.A. (12.4.2.2010)
<200 Yards	11	153 at Towson (11.5.2022)	12-14 receptions	255	12, Brian White vs. Rutgers (8.31.2002)
<100 Yards	384	87 vs. New Hampshire (11.3.1990)	15 receptions	296	15, Brian Westbrook vs. N' eastern (10.10.1998)
30+ first downs	38	30 vs. Delaware (11.23.2019)	16 receptions	300	16, Brian Finneran vs. Y'town State (12.6.1997)
100+ penalty yards	5	12-105 vs. Rhode Island (9.23.2023)	Consecutive 100+	0	2 straight, Rayjuon Pringle (10.28 - 11.4.2023)
2 fumbles lost	9	2 vs. Delaware (11.19.22)	50-59 yard catch	3	59/58, Jaylan Sanchez at N.C. A&T (10.7.2023)
3+ fumbles lost	4	3 at UAlbany (9.30.2023)	60-69 yard catch	0	68, Rayjuon Pringle at UNH (11.4.2023)
Scored a safety	95	1 vs. Connecticut (9.3.2015)	70-79 yard catch	1	76/75, Rayjuon Pringle vs. Stony B. (10.28.2023)
Scored two safeties	122	2 vs. James Madison (11.10.2012)	80-89 yard catch	13	80, Rayjuon Pringle vs. UAlbany (10.22.2022)
Allowed a safety	13	1 vs. UAlbany (10.22.2022)	90-99 yard catch	57	90, Josh McGrigg vs. Bucknell (9.22.2018)
Forced 5 TO	32	6 at Lehigh (9.4.2021)	100+ yard catch	1,198	NEVER
Forced 6+ TO	32	6 at Lehigh (9.4.2021)	3 receiving TDs	145	3, Norman White vs. Stephen F.A. (12.4.2010)
Committed 5+ TO	4	5 at UAlbany (9.30.2023)	4 receiving TDs	15	4, Jaaron Hayek vs. Maine (10.1.2022)
4+ interceptions	32	4 at Lehigh (9.4.2021)	5 receiving TDs	541	5, Mike Siani vs. Xavier (10.30.1971)
Forced 2 fumbles	19	2 vs. Lehigh (9.2.2022)	SPECIAL TEAMS		
Forced 3 fumbles	26	3 vs. Rhode Island (10.23.2021)	50+ yard field goal	281	50, Casey Hannon vs. JMU (10.1.1999)
Forced 4+ fumbles	103	4 vs. Rhode Island (10.11.2014)	45-49 yard field goal	9	45, Matthew Mercurio vs. W&M (11.12.2022)
Recovered 2 fumbles	9	2 vs. Delaware (11.19.22)	40-44 yard field goal	0	44, Matthew Mercurio at UNH (11.4.2023)
Recovered 3+ fumbles	26	3 vs. Rhode Island (10.23.2021)	Made 3+ field goals	3	3, Matthew Mercurio at N.C. A&T (10.7.2023)
2+ defensive TDs	52	2 INT returns vs. Richmond (11.3.2018)	Made 7+ PATs	31	7, William Bartel vs. Bucknell (9.11.2021)
Defense/ST TDs	69	2 INT returns/1 PR vs. Lafayette (9.16.2017)	Missed PAT	1	1, Matthew Mercurio vs. Stony Brook (10.28.2023)
Consecutive games non-off. TD	47	3 straight, vs. Colgate/Lehigh/Bucknell (8.24 - 9.14.2019)	70+ yard punt	47	75, John Hinchin at Bucknell (9.14.2019)
5 total TD's in a game	5	5 vs. Rhode Island (9.23.2023)	60-69 yard punt	34	68, Nathan Fondacaro at Maine (4.3.2021)
6 total TD's in a game	0	6 at New Hampshire (11.4.2023)	Kickoff return TD	40	100, Nowoola Awopetu vs. Richmond (11.9.2019)
7+ total TD's in a game	1	7 vs. Stony Brook (10.28.2023)	Punt return TD	27	15, TD Ayo-Durojaiye at UAlbany (10.16.2021)
Recovered onside kick	3	at N.C. A&T (10.7.2023)	2+ kick return TD	1,198	NEVER
Defensive 2-point conv.	328	vs. William & Mary (10.28.1995)	Start game kick return TD	39	100, Nowoola Awopetu vs. Richmond (11.9.2019)
Walk-Off Win	13	vs. UAlbany (10.22.2022)	Consecutive games non-off. TD	??	Has not happened since FB reinstated in 1985
RUSHING			2-point conversion	9	Connor Watkins (rush) vs. Delaware (11.19.22)
100-199	0	145, Jalen Jackson at New Hampshire (11.4.2023)	Blocked a PAT	5	John Rhodan vs. Rhode Island (9.23.2023)
200-299	113	214, John Robertson vs. Maine (10.26.2013)	Blocked a FG	55	Jafonta Johnson vs. Maine (10.6.2018)
300+	1,198	NEVER	Blocked a punt	9	Richie Kimmel vs. Delaware (11.19.22)
2 players 100+	2	Ragland (126), Watkins (125) vs. Elon (10.14.2023)	TD on blocked FG	118	73, Craig James vs. Stony Brook (9.28.2013)
30+ attempts	109	34, John Robertson vs. Syracuse (8.29.2014)	TD on blocked punt	27	TD Ayo-Durojaiye at UAlbany (10.16.2021)
Consecutive 100+	12	3 straight, TD Ayo-Durojaiye (10.15 - 10.29.2022)	DEFENSE		
Consecutive 200+	113	2 straight, John Robertson (10.19 - 10.26.2013)	10-14 tackles	0	14, Brendan Bell at UNH (11.4.2023)
50-59 yard rush	2	50, TD Ayo-Durojaiye vs. Elon (10.14.2023)	15-19 tackles	14	15, Shane Hartzell at UNH (11.4.2023)
60-69 yard rush	5	63, TD Ayo-Durojaiye vs. URI (9.23.2023)	20+ tackles	20	21, Forrest Rhyne vs. S. Dakota St. (12.11.2021)
70-79 yard rush	13	75, Connor Watkins vs. Hampton (10.29.2022)	5+ TFL	182	5.5, Greg Miller vs. Richmond (9.27.2008)
80-89 yard rush	23	83, Justin Covington vs. Stony Brook (11.13.2021)	3+ sacks	77	3.5, Ed Shockley vs. UAlbany (10.22.2016)
90-99 yard rush	400	90, Mike Jones vs. Columbia (9.23.1989)	2+ interceptions	31	Christian Benford vs. Bucknell (9.11.2021)
100+ yard rush	1,135	110, John Powers vs. Fordham (10.15.1902)	3+ fumble recoveries	227	3, Darrell Adams vs. James Madison (9.17.2004)
3 rushing TDs	2	3, TD Ayo-Durojaiye vs. Elon (10.14.2023)	2 fumble recoveries	52	2, Chucky Smith vs. Richmond (11.3.2018)
4 rushing TDs	34	4, Justin Covington at Maine (4.3.2021)	INT return TD	15	1, Jalen Goodman at Maine (10.1.2022)
			2 INT return TDs	52	Nowoola Awopetu vs. Richmond (11.3.2018)
			Fumble return TD	66	Jaquan Amos vs. Maine (10.7.2017)

VILLANOVA FOOTBALL GAME NOTES

THE LAST TIME THE OPPONENT

OPPONENT	SPAN OF GAMES	LAST TIME	OPPONENT	SPAN OF GAMES	LAST TIME
Scoring			RECEIVING		
50-59	224	51 by New Hampshire (10.2.2004)	100-199 yards	6	147 by Kobe Hudson, UCF (9.16.2023)
60-69	1,014	62 by Army (11.15.1919)	200+ yards	64	205 by Korte Weeks, Elon (10.28.2017)
70-79	1,063	71 by Penn State (11.9.1912)	3 players 100+	37	Turner (173), Schwebel (119), Conner (102), SELA (11.30.2019)
80+	800	83 by Army (11.4.1944)	2 players 100+	29	Washington (148), Dotson (117), Penn State (9.25.2021)
<10	2	0 by Elon (10.14.2023)	10+ receptions	0	10 by Dylan Laube, UNH (11.4.2023)
<7	2	0 by Elon (10.14.2023)	50-59 yard catch	6	58 by Kobe Hudson (9.16.2023)
Rushing			60-69 yard catch	29	67 by Parker Washington, Penn State (9.25.2021)
300+ Yards	11	371 by William & Mary (11.12.2022)	70-79 yard catch	56	76 by Shane Leatherbury, Towson (9.15.2018)
400+ Yards	28	472 by Army West Point (9.17.2022)	80-89 yard catch	27	83 by KeAndre Lambert-Smith, Penn State (9.25.2021)
<100 Yards	1	96 by Stony Brook (10.28.2023)	90-99 yard catch	159	98 by Cameron Dohse, W&M (12.11.2009)
<0 Yards	31	-12 by Lehigh (9.4.2021)	100+ yard catch	1,198	NEVER
Passing			3+ touchdowns	214	3 by David Ball, UNH (10.1.2005)
300-399 Yards	6	349 by UCF (9.16.2023)	SPECIAL TEAMS		
400-499 Yards	29	429 by Penn State (9.25.2021)	50+ yard field goal	55	52 by Kenny Doak, Maine (10.6.2018)
500-599 Yards	37	508 by Southeastern La. (11.30.2019)	40-49 yard field goal	4	42 by John Opalko, UAlbany (9.30.2023)
Total Offense			Made 3 field goals	42	3 by Nick Courtney, Stony B. (10.26.19)
500-599 Yards	10	582 William & Mary (11.12.2022)	Made 4+ field goals	133	4 by Sean Baner, Delaware (11.19.2011)
600-699 Yards	6	600 by UCF (9.16.2023)	Made 7+ PATs	16	7 by Vincenzo Rea, Monmouth (9.24.2022)
700+ Yards	406	708 by New Hampshire (11.5.1988)	Missed PAT	5	1 by Ty Groff (blocked), URI (9.23.2023)
<200 Yards	3	172 by N.C. A&T (10.7.2023)	70+ yard punt	9	75 by Ben Dinkel, Delaware (11.19.2022)
<100 Yards	2	99 by Elon (10.14.2023)	60-69 yard punt	2	61 by Kyle Romenick, Elon (10.14.2023)
30+ first downs	6	31 by UCF (9.16.2023)	Kickoff return TD	3	94 by Taymon Cooke, N.C. A&T (10.7.2023)
100+ penalty yards	13	115 by UAlbany (10.22.2022)	Punt return TD	11	77 by D'Ago Hunter, Towson (11.5.2022)
2 fumbles lost	9	2 by Delaware (11.19.2022)	2 Punt Return TDs	54	89/81 by D'Angelo Amos, JMU (10.13.2018)
3+ fumbles lost	26	3 by Rhode Island (10.23.2021)	2+ kick return TD	??	Believed to be never based on available data
Scored a safety	13	1 by UAlbany (10.22.2022)	Start game kick return TD	85	98 by Brandon Ravenel, JMU (11.21.2015)
4+ interceptions	25	4 by William & Mary (10.30.2021)	Recovered onside kick	0	New Hampshire (11.4.2023)
Forced 2 fumbles	18	2 by South Dakota State (12.11.2021)	2-point conversion	38	Pat Kehoe, Delaware (11.23.2019)
Forced 3 fumbles	3	3 by North Carolina A&T (10.7.2023)	Blocked a PAT	1	Jalen Hoyle, Stony Brook (10.28.2023)
Forced 4+ fumbles	4	5 by UAlbany (9.30.2023)	Blocked a FG	42	D'Angelo Amos, JMU (10.12.2019)
2 non-offensive TDs	56	2 punt returns by JMU (10.13.2018)	Blocked a punt	36	Anthony Del Negro, Stony Brook (3.6.2021)
2 defensive TDs	85	2 (IR/FR) by JMU (11.21.2015)	TD on blocked FG	60	74 by Kimere Brown, Temple (9.1.2018)
Defense/ST TDs	85	3 (KOR/IR/FR) by JMU (11.21.2015)	TD on blocked punt	149	0 by Willie McGinnis, URI (11.6.2010)
Offense/ST TDs	85	2 by Brandon Ravenel (KOR, receiving), JMU (11.21.2015)	DEFENSE		
3+ TD's in a game	17	3 by Tyhier Tyler, Army West Point (9.17.2022)	10-14 tackles	2	14 by Brandon Tyson, Elon (10.14.2023)
RUSHING			15+ tackles	17	12 by Caleb Curtain, Elon (10.14.2023)
100-199	0	132 by Dylan Laube, UNH (11.4.2023)	5+ TFL	41	15 by Antwan Spencer, LIU (9.10.2022)
200-299	16	211 by Jaden Shirden, Monmouth (9.24.2022)	3+ sacks	4	5.0 by John Daka, JMU (10.12.2019)
300+	1,198	NEVER	2+ interceptions	17	3 by Victor Nelson Jr., LIU (9.10.2022)
2 players 100+	121	Maysonet (160), Coker (107), Stony B. (11.24.2012)	3 interceptions	17	3 by Victor Nelson Jr., LIU (9.10.2022)
30+ attempts	75	33 by Khalid Abdullah, JMU (11.12.2016)	2+ fumble recoveries	25	2 by Semaj Brown, UAlbany (10.16.2021)
50-59 yard rush	10	55 by Darius Wilson, W&M (11.12.2022)	INT return TD	41	MJ Hampton, JMU (10.12.2019)
60-69 yard rush	34	61 by Kevin Brown Jr., URI (3.13.2021)	Fumble return TD	56	Troy Vincent, Towson (9.15.2018)
70-79 yard rush	0	75 by Dylan Laube, UNH (11.4.2023)			
80-89 yard rush	212	85 by Jayson Davis, URI (10.22.2005)			
90+ yard rush	234	95 by Wendall Williams, URI (10.11.2003)			
3 rushing TDs	17	3 by Tyhier Tyler, Army West Point (9.17.2022)			
4 rushing TDs	35	4 by Kevin Brown Jr., URI (3.13.2021)			
PASSING					
300-399 yards	6	321 by Timmy McClain, UCF (9.16.2023)			
400-499 yards	29	401 by Sean Clifford, Penn St. (9.25.2021)			
500+ yards	264	538 by Ricky Santos, UNH (10.2.2004)			
40-49 attempts	0	40 by Max Brosmer, UNH (11.4.2023)			
50+ attempts	9	59 by Nolan Henderson, Delaware (11.19.2022)			
30-39 completions	9	37 by Nolan Henderson, Delaware (11.19.2022)			
40+ completions	162	42 by Pat Devlin, Delaware (11.21.2009)			
3 passing TDs	4	3 by Reese Poffenbarger, UAlbany (9.30.2023)			
4 passing TDs	29	4 by Sean Clifford, Penn State (9.25.2021)			
5 passing TDs	184	5 by Pat White, West Virginia (8.30.2008)			
6 passing TDs	224	6 by Ricky Santos, UNH (10.2.2004)			
50-59 yard pass	6	58 by Timmy McClain, UCF (9.16.2023)			
60-69 yard pass	29	67 by Sean Clifford, Penn State (9.25.2021)			
70-79 yard pass	57	76 by Tom Flacco, Towson (9.15.2018)			
80-89 yard pass	29	83 by Sean Clifford, Penn State (9.25.2021)			
90-99 yard pass	159	98 by R.J. Archer, W&M (12.11.2009)			
100+ yard pass	1,198	NEVER			

VILLANOVA FOOTBALL GAME NOTES

CAREER HIGHS

DANNY ABRAHAM

Points	6 vs. Howard (10.5.19)
Touchdowns	1 vs. Howard (10.5.19)
Rush Attempts	6 vs. Howard (10.5.19)
Rushing Yards	35 vs. Howard (10.5.19)
Long Rush	15 vs. Howard (10.5.19)
Rushing Touchdowns	1 vs. Howard (10.5.19)
Total Offense – Plays	6 vs. Howard (10.5.19)
Total Offense	61 vs. Howard (10.5.19)
Punt Returns	1 vs. San Diego (9.15.18)
Punt Return Yards	16 vs. Penn (11.16.19)
Long Punt Return	16 vs. Penn (11.16.19)
All-Purpose Yards	61 vs. Howard (10.5.19)
Interceptions	1, 5x
Long INT Return	32 vs. Lehigh (9.2.22)
Tackles	8 vs. Colgate (9.9.23)
Tackles For Loss	1.5 vs. UAlbany (10.22.22)
Sacks	1.5 vs. UAlbany (10.22.22)
Forced Fumbles	1 vs. Rhode Island (9.23.23)
Fumble Recoveries	1 at Holy Cross (10.19.19)
	1 vs. Delaware (11.19.22)
Pass Breakups	2 at Columbia (11.6.21)
	2 vs. Lehigh (9.2.22)
Quarterback Hurries	1, 4x

TEMI AJIROTUTU

Tackles	1 at UCF (9.16.23)
---------	--------------------

TD AYO-DUROIAYE

Points	18 vs. Elon (10.14.2023)
Touchdowns	3 vs. Elon (10.14.2023)
Rush Attempts	25 vs. Hampton (10.29.22)
Rushing Yards	136 vs. UAlbany (10.22.22)
Long Rush	70 vs. UAlbany (10.22.22)
Rushing Touchdowns	3 vs. Elon (10.24.2023)
Pass Attempts	1 vs. Stony Brook (10.26.19)
Pass Completions	1 vs. Stony Brook (10.26.19)
Passing Yards	24 vs. Stony Brook (10.26.19)
Passing TDs	1 vs. Stony Brook (10.26.19)
Long Pass	24 vs. Stony Brook (10.26.19)
Receptions	3, 4x
Receiving Yards	46 vs. Richmond (9.18.21)
Receiving Touchdowns	1 at UNH (11.4.23)
Long Reception	35 vs. Richmond (9.18.21)
Total Offense - Plays	25 vs. Hampton (10.29.22)
Total Offense	136 vs. UAlbany (10.22.22)
Kick Returns	4 vs. Colgate (9.9.23)
Kick Return Yards	99 vs. Holy Cross (12.3.21)
Long Kick Return	55 vs. Holy Cross (12.3.21)
Punt Return Yards	15 at UAlbany (10.16.21)
Long Punt Return	15 at UAlbany (10.16.21)
Punt Return Touchdowns	1 at UAlbany (10.16.21)
All-Purpose Yards	152 vs. UAlbany (10.22.22)
Tackles	4 at Maine (10.1.22)
Tackles For Loss	1.0 vs. Stony Brook (11.13.21)
Fumble Recoveries	1 at Albany (10.16.21)

DEE-WIL BARLEE

Points	12 at William & Mary (10.5.19)
	12 vs. Delaware (11.19.22)
Touchdowns	2 at William & Mary (10.5.19)
	2 vs. Delaware (11.19.22)
Rush Attempts	22 vs. Stony Brook (10.26.19)
	22 vs. Delaware (11.19.22)
Rushing Yards	177 at LIU (9.10.22)
Long Rush	78 at Bucknell (9.14.19)
Rushing Touchdowns	2 vs. Delaware (11.19.22)
Receptions	5 vs. William & Mary (10.30.21)
Receiving Yards	50 at New Hampshire (11.2.19)
Receiving Touchdowns	1 at W&M (10.5.19)
Long Reception	35 at New Hampshire (11.2.19)
	35 at UCF (9.16.23)
Total Offense - Plays	22 vs. Stony Brook (10.26.19)
	22 vs. Delaware (11.19.22)
Total Offense	177 at LIU (9.10.22)
All-Purpose Yards	177 at LIU (9.10.22)
Punt Return Yards	4 vs. Maine (9.28.19)
Long Punt Return	4 vs. Maine (9.28.19)
Tackles	2 vs. Colgate (9.9.23)
	2 at UCF (9.16.23)

BRENDAN BELL

All-Purpose Yards	17 at New Hampshire (11.4.23)
Interceptions	1 at New Hampshire (11.4.23)
Long INT Return	17 at New Hampshire (11.4.23)
Punt Returns	1 at UAlbany (10.16.21)
Punt Return Yards	28 at UAlbany (10.16.21)
Long Punt Return	28 at UAlbany (10.16.21)
Tackles	14 at New Hampshire (11.4.23)
Tackles For Loss	3.0 vs. Delaware (11.19.22)
Sacks	1.0 vs. Rhode Island (9.23.23)
Pass Breakups	1, 4x
Forced Fumbles	1 at New Hampshire (11.4.23)
Fumble Recoveries	1 at LIU (9.10.22)
Quarterback Hurries	1, 5x
Blocked Kicks (Punt)	1 at UAlbany (10.16.21)

MITCHELL BOTHWELL

Receptions	1 vs. Stony Brook (10.28.23)
Receiving Yards	0 vs. Stony Brook (10.28.23)
Long Reception	0 vs. Stony Brook (10.28.23)
All-Purpose Yards	0 vs. Stony Brook (10.28.23)

ETHAN CARR

Pass Attempts	1 at William & Mary (11.12.22)
Total Offense - Plays	1 at W&M (11.12.22)

MICHAEL CORBI

Tackles	1 at Lehigh (9.4.21)
---------	----------------------

LUKE DALY

Receptions	1 vs. Stony Brook (10.28.23)
	1 at New Hampshire (11.4.23)
Receiving Yards	9 at New Hampshire (11.4.23)
Long Reception	9 at New Hampshire (11.4.23)
All-Purpose Yards	9 at New Hampshire (11.4.23)

ZAHMIR DAWUD

Tackles	2 vs. Stony Brook (10.28.23)
Pass Breakups	1 vs. Stony Brook (10.28.23)

NATHAN FONDACARO

Points	3 vs. Bucknell (9.11.2021)
Points by Kicking	3 vs. Bucknell (9.11.2021)
Field Goals Made	1 vs. Bucknell (9.11.2021)
Field Goals Attempted	1 vs. Bucknell (9.11.2021)
Long Field Goal	26 vs. Bucknell (9.11.2021)
Rushing Attempts	1 vs. Richmond (11.9.19)
Rushing Yards	minus-15 vs. Richmond (11.9.19)
Pass Attempts	1 vs. Rhode Island (9.23.23)
Total Offense - Plays	1 vs. Richmond (11.9.19)
	1 vs. Rhode Island (9.23.23)
Total Offense - Yards	0 vs. Rhode Island (9.23.23)
All-Purpose Yards	minus-15 vs. UR (11.9.19)
Punts	9 at UCF (9.16.23)
Punting Yards	401 at UCF (9.16.23)
Long Punt	75 at Bucknell (9.14.19)
Kickoffs	9 at Richmond (11.3.18)
	9 vs. Bucknell (9.11.2021)
Kickoff Yards	552 at Richmond (11.3.18)
Kickoff Average	65.0 (3 KO) at Maine (10.6.18)
Touchbacks	4 at Stony Brook (9.29.18)
	4 at Richmond (11.3.18)
Tackles	1, 5x

TIMMY FURGESON

Tackles	8 at Army West Point (9.17.22)
Tackles For Loss	1.0 vs. Rhode Island (3.13.21)
	1.0 at Maine (4.3.21)
Sacks	1.0 vs. Rhode Island (3.13.21)
	1.0 at Maine (4.3.21)
Forced Fumbles	1 at Maine (4.3.21)
Fumble Recoveries	1 vs. Monmouth (9.24.22)
Quarterback Hurries	1 vs. Bucknell (9.11.21)

CAMDEN GAGNON

Tackles	8 at Dartmouth (11.19.22)
Tackles For Loss	2.0 at Harvard (9.24.21)
Sacks	1.0, 5x
Pass Breakups	1 at Penn (10.30.21)
	1 vs. Dartmouth (11.20.21)
Forced Fumbles	1 at Bryant (10.2.21)
	1 vs. Colgate (10.9.21)
Quarterback Hurries	2 at Penn (10.30.21)

JULIAN GLANTZ

Rush Attempts	2 vs. Stony Brook (10.28.23)
Rushing Yards	9 at Maine (10.1.22)
Long Rush	9 at Maine (10.1.22)
Receptions	1 vs. Stony Brook (10.28.23)
Receiving Yards	-3 vs. Stony Brook (10.28.23)
Long Reception	-3 vs. Stony Brook (10.28.23)
Total Offense - Plays	2 vs. Stony Brook (10.28.23)
Total Offense	9 at Maine (10.1.22)
All-Purpose Yards	9 at Maine (10.1.22)
Tackles	1 at N.C. A&T (10.7.23)
	1 vs. Elon (10.14.23)
	1 vs. Stony Brook (10.28.23)

VILLANOVA FOOTBALL GAME NOTES

CAREER HIGHS

ELIJAH GLOVER

Points 6 at Southeastern La. (11.30.19)
 Touchdowns 1 at Southeastern La. (11.30.19)
 All-Purpose Yards 78 at SELA (11.30.19)
 Interceptions 1, 4x
 Long INT Return 78 at Southeastern La. (11.30.19)
 INT Return TDs 1 at Southeastern La. (11.30.19)
 Tackles 9 vs. Delaware (4.17.21)
 Tackles For Loss 1.0 vs. Lehigh (9.2.22)
 1.0 vs. Hampton (10.29.22)
Fumble Recoveries 1 at New Hampshire (11.4.23)
Long Fumble Return 40 at UNH (11.4.23)
Pass Breakups 2, 4x
 Quarterback Hurries 1 at James Madison (10.9.21)
 1 at William & Mary (11.12.22)

JALEN GOODMAN

Points 6 at Maine (10.1.22)
 Touchdowns 6 at Maine (10.1.22)
All-Purpose Yards 81 vs. Rhode Island (9.23.23)
 Interceptions 1 at Maine (10.1.22)
1 vs. Rhode Island (9.23.23)
Long INT Return 81 vs. Rhode Island (9.23.23)
 INT Return TDs 1 at Maine (10.1.22)
 Tackles 13 vs. Rhode Island (3.13.21)
 Tackles For Loss 1.5 vs. Bucknell (9.11.21)
 Forced Fumbles 1 at Maine (4.3.21)
 1 vs. Monmouth (9.24.22)
Fumble Recoveries 1 vs. Rhode Island (9.23.23)
 Pass Breakups 2 at Southeastern La. (11.30.19)
 Quarterback Hurries 1 at Elon (11.6.21)

JAKE GREEN

All-Purpose Yards 4 at LIU (9.10.22)
 Interceptions 1 at LIU (9.10.22)
 Long INT Return 4 at LIU (9.10.22)
 Kick Returns 1 at James Madison (10.9.21)
 Kick Return Yards 0 at James Madison (10.9.21)
 Long Kick Return 0 at James Madison (10.9.21)
 Tackles 4 vs. Bucknell (9.11.21)
Tackles For Loss 1.0 vs. Hampton (10.29.22)
 1.0 at Towson (11.5.22)
1.0 at New Hampshire (11.4.23)
 Pass Breakups 1 vs. Rhode Island (10.23.21)
 1 at Maine (10.1.22)

SHANE HARTZELL

All-Purpose Yards 19 at New Hampshire (11.4.23)
Interceptions 1 at New Hampshire (11.4.23)
Long INT Return 19 at New Hampshire (11.4.23)
 Tackles 15 at Richmond (10.15.22)
 Tackles For Loss 2.0 at Richmond (10.15.22)
 2.0 vs. Delaware (11.19.22)
Sacks 1.0, 7x
 Forced Fumbles 1 at LIU (9.10.22)
Pass Breakups 1 at UAlbany (9.30.23)
Quarterback Hurries 2 vs. Colgate (9.9.23)

JAARON HAYEK

Points 24 at Maine (10.1.22)
 Touchdowns 4 at Maine (10.1.22)
 Rush Attempts 4 vs. Stony Brook (10.26.19)
 4 at New Hampshire (11.2.19)
 Rushing Yards 21 vs. Stony Brook (10.26.19)
 Long Rush 12 vs. Stony Brook (10.26.19)
 Pass Attempts 1 vs. Stony Brook (10.26.19)
 1 vs. Hampton (10.29.22)
 Pass Completions 1 vs. Stony Brook (10.26.19)
 Passing Yards 68 vs. Stony Brook (10.26.19)
 Passing TDs 1 vs. Stony Brook (10.26.19)
 Long Pass 68 vs. Stony Brook (10.26.19)
 Receptions 8 vs. Richmond (9.18.21)
 Receiving Yards 159 at Maine (10.1.22)
 Receiving Touchdowns 4 at Maine (10.1.22)
 Long Reception 83 at Maine (10.1.22)
 Total Offense - Plays 5 vs. Stony Brook (10.26.19)
 Total Offense 68 vs. Stony Brook (10.26.19)
 All-Purpose Yards 159 at Maine (10.1.22)
 Kick Returns 3 at Southeastern La. (11.30.19)
 Kick Return Yards 37 vs. Stony Brook (10.26.19)
 Long Kick Return 26 vs. LIU (11.15.19)
Punt Returns 2 vs. Elon (10.14.23)
2 vs. Stony Brook (10.28.23)
Punt Return Yards 12 vs. Elon (10.14.23)
Long Punt Return 10 vs. Elon (10.14.23)
 Tackles 1 vs. Richmond (11.9.19)
 1 vs. UAlbany (10.22.22)
1 at New Hampshire (11.4.23)

NATHANEL HILL

Receptions 1 vs. Rhode Island (9.23.23)
 Receiving Yards 6 vs. Rhode Island (9.23.23)
 Long Reception 6 vs. Rhode Island (9.23.23)
 All-Purpose Yards 6 vs. Rhode Island (9.23.23)

AYDEN HOWARD

Tackles 4 at Lehigh (9.2.23)
 Tackles For Loss 1.5 at Lehigh (9.2.23)
 Sacks 0.5 at Lehigh (9.2.23)
 0.5 at New Hampshire (11.4.23)
 Quarterback Hurries 1 vs. UAlbany (10.22.22)

TURNER INGE

Tackles 5 vs. Rhode Island (9.23.23)
 Tackles For Loss 2.0 vs. Rhode Island (9.23.23)
 Sacks 1.0 vs. Stony Brook (10.28.23)

JALEN JACKSON

Points 18 vs. Monmouth (9.24.22)
 Touchdowns 3 vs. Monmouth (9.24.22)
 Rush Attempts 28 vs. Monmouth (9.24.22)
 Rushing Yards 187 vs. Monmouth (9.24.22)
 Rushing Touchdowns 3 vs. Monmouth (9.24.22)
Long Rush 66 at Lehigh (9.2.23)
 Receptions 2 at Maine (4.3.21)
 2 at Elon (11.6.21)
 2 at Army West Point (9.17.22)
 Receiving Yards 30 vs. Holy Cross (12.3.21)
 Receiving Touchdowns 1 at Colgate (8.24.19)
 1 at Elon (11.6.21)
 Long Reception 30 vs. Holy Cross (12.3.21)
 Total Offense - Plays 28 vs. Monmouth (9.24.22)
 Total Offense 187 vs. Monmouth (9.24.22)
 All-Purpose Yards 187 vs. Monmouth (9.24.22)
 Kick Returns 2 at Stony Brook (9.29.18)
 2 at Maine (10.6.18)
 Kick Return Yards 52 at Stony Brook (9.29.18)
 Long Kick Return 34 at Stony Brook (9.29.18)
 Tackles 2 vs. Bucknell (9.22.18)

ANTONIO JOHNSON

Points 6 vs. Colgate (9.9.23)
 Touchdowns 1 vs. Colgate (9.9.23)
 Receptions 2 at Lehigh (9.2.23)
 2 vs. Elon (10.14.23)
 Receiving Yards 32 vs. Elon (10.14.23)
 Receiving Touchdowns 1 vs. Colgate (9.9.23)
 Long Reception 16 vs. Elon (10.14.23)
 All-Purpose Yards 32 vs. Elon (10.14.23)
 Tackles 1 at UCF (9.16.23)

COLIN KENNEDY

Tackles 3 vs. Stony Brook (10.28.23)

MIKE KENNEDY

Tackles 1 at UCF (9.16.23)

RICHIE KIMMEL

Punt Returns 1 vs. Delaware (11.19.22)
 Punt Return Yards 16 vs. Delaware (11.19.22)
 Long Punt Return 16 vs. Delaware (11.19.22)
 All-Purpose Yards 16 vs. Delaware (11.19.22)
Tackles 5 at New Hampshire (11.4.23)
Tackles For Loss 1.5 at New Hampshire (11.4.23)
Fumble Recoveries 1 at Lehigh (9.2.23)
Pass Breakups 1 vs. Rhode Island (9.23.23)
Quarterback Hurries 1 at Maine (10.1.22)
1 vs. Rhode Island (9.23.23)
 Blocked Kicks (Punt) 1 vs. Delaware (11.19.22)

DALE LAW

Tackles 1 at Lehigh (9.2.23)
 1 vs. Stony Brook (10.28.23)

VILLANOVA FOOTBALL GAME NOTES

CAREER HIGHS

DANIEL LOPES

Points 6 at William & Mary (11.12.22)
 Touchdowns 1 at William & Mary (11.12.22)
 Receptions 2 at William & Mary (11.12.22)
 2 vs. Delaware (11.19.22)
 2 at UCF (9.16.23)
 Receiving Yards 42 at William & Mary (11.12.22)
 Receiving Touchdowns 1 at W&M (11.12.22)
 Long Reception 39 at William & Mary (11.12.22)
 All-Purpose Yards 39 at William & Mary (11.12.22)
 Tackles 1 at Lehigh (9.2.23)

J'A'BRIEL MACE

Rush Attempts 4 vs. Elon (10.14.2023)
 Rushing Yards 25 vs. Elon (10.14.2023)
 Long Rush 13 vs. Elon (10.14.2023)
 Total Offense - Plays 4 vs. Elon (10.14.2023)
 Total Offense - Yards 25 vs. Elon (10.14.2023)
 All-Purpose Yards 25 vs. Elon (10.14.2023)

TANNER MADDOCKS

Rush Attempts 2 vs. Rhode Island (9.23.23)
 Rushing Yards 12 vs. Stony Brook (10.28.23)
 Long Rush 12 vs. Stony Brook (10.28.23)
 Pass Attempts 4 vs. Stony Brook (10.28.23)
 Pass Completions 4 vs. Stony Brook (10.28.23)
 Passing Yards 37 vs. Stony Brook (10.28.23)
 Long Pass 40 vs. Stony Brook (10.28.23)
 Total Offense - Plays 5 vs. Stony Brook (10.28.23)
 Total Offense - Yards 49 vs. Stony Brook (10.28.23)
 All-Purpose Yards 12 vs. Stony Brook (10.28.23)

JUSTIN MARCUS

Receptions 3 at Lehigh (9.2.23)
 Receiving Yards 18 vs. Stony Brook (11.19.22)
 Long Reception 18 vs. Stony Brook (11.19.22)
 Kick Returns 1 vs. UAlbany (10.8.22)
 Kick Return Yards 0 vs. UAlbany (10.8.22)
 Long Kick Return 0 vs. UAlbany (10.8.22)
 All-Purpose Yards 18 vs. Stony Brook (11.19.22)
 Tackles 1, 5x

DEVON MARSHALL

Punt Returns 1 vs. Delaware (11.19.22)
 Punt Return Yards 13 vs. Delaware (11.19.22)
 Long Punt Return 13 vs. Delaware (11.19.22)
 All-Purpose Yards 13 vs. Delaware (11.19.22)
 Tackles 9 at UCF (9.16.23)
 Tackles For Loss 1.0 at Lehigh (9.2.23)
 1.0 at UCF (9.16.23)
 1.0 vs. Stony Brook (10.28.23)
 Pass Breakups 3 vs. Colgate (9.9.23)
 Blocked Kicks (Punt) 1 vs. Delaware (11.19.22)

CAPRI MARTIN

Tackles 5 vs. Stony Brook (10.28.23)
 Tackles For Loss 0.5 vs. Stony Brook (10.28.23)
 Quarterback Hurries 1 vs. Colgate (9.9.23)

MATTHEW MERCURIO

Points 16 at Hawaii (11.9.19)
 Points By Kicking 16 at Hawaii (11.9.19)
 PATs Made 6, 7x
 PATs Attempted 7 vs. Stony Brook (10.28.23)
 Field Goals Made 4, 4x
 Field Goals Attempted 5 vs. New Mexico (11.4.19)
 Long Field Goal 49 vs. New Mexico (11.4.19)
 Kickoffs 8 vs. Boise State (12.19.20)
 8 vs. Lehigh (9.2.22)
 8 at Maine (10.1.22)
 Kickoff Yards 467 vs. Boise State (12.19.20)
 Kickoff Average 61.7 vs. Ball State (12.30.20)

KENYON MILES

Receptions 1 at UAlbany (9.30.23)
 Receiving Yards 20 at UAlbany (9.30.23)
 Long Reception 20 at UAlbany (9.30.23)
 All-Purpose Yards 20 at UAlbany (9.30.23)

TYRELL MIMS

All-Purpose Yards 0 at LIU (9.10.22)
 0 vs. UAlbany (10.22.22)
 0 at Lehigh (9.2.23)
 Interceptions 1 at LIU (9.10.22)
 1 vs. UAlbany (10.22.22)
 1 at Lehigh (9.2.23)
 Long INT Return 0 at LIU (9.10.22)
 0 vs. UAlbany (10.22.22)
 0 at Lehigh (9.2.23)
 Tackles 6 vs. Richmond (10.15.22)
 6 at Lehigh (9.2.23)
 6 vs. Stony Brook (10.28.23)

Tackles For Loss 1, 4x
 Sacks 1.0 at N.C. A&T (10.7.23)
 Fumble Recoveries 1 at Army West Point (9.17.22)
 1 at Towson (11.5.22)
 Pass Breakups 2 vs. UAlbany (10.22.22)
 2 vs. Delaware (11.19.22)
 Quarterback Hurries 1 at LIU (9.10.22)
 Blocked Kicks (Punt) 1 vs. William & Mary (10.30.21)

JAMES MOTT

Pass Attempts 3 at Lehigh (9.2.23)
 Pass Completions 2 at Lehigh (9.2.23)
 Passing Yards 9 at Lehigh (9.2.23)
 Long Pass 6 at Lehigh (9.2.23)
 Total Offense - Plays 3 at Lehigh (9.2.23)
 Total Offense - Yards 9 at Lehigh (9.2.23)

DANIEL MUELLER

Kickoffs 1 at Lehigh (9.2.23)
 Kickoff Yards 53 at Lehigh (9.2.23)
 Kickoff Average 53.0 at Lehigh (9.2.23)

JORDAN NELSON

Tackles 4 vs. Stony Brook (10.28.23)
 Tackles For Loss 1.0 at Lehigh (9.2.23)
 Quarterback Hurries 2 vs. Lehigh (9.2.22)

OBINNA NWOBODO

Tackles 2 at UAlbany (9.30.23)
 Quarterback Hurries 1 vs. Colgate (9.9.23)

JOSH OLUREMI

Tackles 1, 6x

CHANDON PIERRE

Tackles 5 at South Dakota (10.9.21)
 Tackles For Loss 1.0, 7x
 Sacks 1.0 vs. Southern Illinois (2.20.21)
 1.0 at UAlbany (9.30.23)
 1.0 at N.C. A&T (10.7.23)
 Forced Fumbles 1 vs. Southern Illinois (2.20.21)
 Quarterback Hurries 1 vs. Missouri State (4.24.21)

ETHAN POTTER

Kick Returns 1 vs. Delaware (11.19.22)
 Kick Return Yards 24 vs. Delaware (11.19.22)
 Long Kick Return 24 vs. Delaware (11.19.22)
 All-Purpose Yards 1 vs. Holy Cross (12.3.21)
 Interceptions 1 vs. Holy Cross (12.3.21)
 Long INT Return 1 vs. Holy Cross (12.3.21)
 Tackles 11 at Maine (10.1.22)
 11 at Richmond (10.15.22)
 Tackles For Loss 2.5 at Richmond (10.15.22)
 Sacks 0.5 at Richmond (10.15.22)
 Pass Breakups 1, 7x
 Forced Fumbles 1 at Towson (11.5.22)
 Fumble Recoveries 1 vs. Rhode Island (10.23.21)
 Quarterback Hurries 1 vs. Stony Brook (11.13.21)
 1 vs. UAlbany (10.22.22)
 1 at UAlbany (9.30.23)

RAYJUN PRINGLE

Points 12 vs. Bucknell (9.11.21)
 12 vs. UAlbany (10.22.22)
 12 at Lehigh (9.2.23)
 Touchdowns 2 vs. Bucknell (9.11.21)
 2 vs. UAlbany (10.22.22)
 2 at Lehigh (9.2.23)
 Rush Attempts 2 at James Madison (10.12.19)
 Rushing Yards 20 at Maine (10.1.22)
 Long Rush 20 at Maine (10.1.22)
 Pass Attempts 1 vs. Hampton (10.29.22)
 Receptions 9 at Stony Brook (3.6.21)
 Receiving Yards 196 vs. Stony Brook (10.28.23)
 Receiving TDs 2, 4x
 Long Reception 80 vs. UAlbany (10.22.22)
 Total Offense - Plays 2 at JMU (10.12.19)
 Total Offense 20 at Maine (10.1.22)
 All-Purpose Yards 196 vs. Stony Brook (10.28.23)
 Punt Returns 2 at LIU (9.10.22)
 2 at Maine (10.1.22)
 2 at N.C. A&T (10.7.23)
 Punt Return Yards 27 vs. Stony Brook (11.13.21)
 Long Punt Return 27 vs. Stony Brook (11.13.21)
 Tackles 1 at LIU (9.10.22)
 1 at Towson (11.5.22)
 Pass Breakups 1 at UAlbany (9.30.23)

ISAIAH RAGLAND

Rush Attempts 15 vs. Elon (10.14.2023)
 Rushing Yards 126 vs. Elon (10.14.2023)
 Long Rush 28 vs. Elon (10.14.2023)
 Total Offense - Plays 15 vs. Elon (10.14.2023)
 Total Offense - Yards 126 vs. Elon (10.14.2023)
 All-Purpose Yards 126 vs. Elon (10.14.2023)

VILLANOVA FOOTBALL GAME NOTES

CAREER HIGHS

JAKE REICHWEIN

Tackles 7 at South Dakota State (12.10.22)
 Tackles For Loss 2.5 at Colgate (9.24.22)
 Sacks 2.5 at Colgate (9.24.22)
Pass Breakups 1 vs. Fordham (3.27.21)
 1 at Connecticut (9.2.21)
1 vs. Stony Brook (10.28.23)
Forced Fumbles 1 at Fordham (11.13.21)
 1 vs. Bryant (11.12.22)
1 at Lehigh (9.2.23)
 Fumble Recoveries 1 at Bucknell (11.20.21)
 Quarterback Hurries 3 at Lafayette (10.22.22)

JOHN RHODAN

Punt Returns 1 vs. Stony Brook (10.28.23)
Punt Return Yards 0 vs. Stony Brook (10.28.23)
Long Punt Return 0 vs. Stony Brook (10.28.23)
All-Purpose Yards 0 vs. Stony Brook (10.28.23)
Tackles 3 at UCF (9.16.23)
 Quarterback Hurries 1 at W&M (11.12.22)
Blocked Kicks (PAT) 1 vs. Rhode Island (9.23.23)

GARRETT ROGAN

Tackles 1 vs. Stony Brook (10.28.23)

JAYLAN SANCHEZ

Points 12 at N.C. A&T (10.7.23)
Touchdowns 2 at N.C. A&T (10.7.23)
 Rush Attempts 1 at William & Mary (11.12.22)
 Rushing Yards -9 at William & Mary (11.12.22)
 Long Rush -9 at William & Mary (11.12.22)
Receptions 6 at N.C. A&T (10.7.23)
Receiving Yards 158 at N.C. A&T (10.7.23)
Receiving Touchdowns 2 at N.C. A&T (10.7.23)
Long Reception 68 vs. Colgate (9.9.23)
 Kickoff Returns 2 at William & Mary (11.12.22)
 Kickoff Return Yards 39 at W&M (11.12.22)
 Long Kickoff Return 30 vs. Hampton (10.29.22)
 Total Offense — Plays 1 at W&M (11.12.22)
 Total Offense -9 at William & Mary (11.12.22)
All-Purpose Yards 157 at N.C. A&T (10.7.23)

CHRISTIAN SAPP

All-Purpose Yards 0 at New Hampshire (11.4.23)
Interceptions 1 at New Hampshire (11.4.23)
Long INT Return 0 at New Hampshire (11.4.23)
Tackles 5 at Army West Point (9.17.22)
Tackles For Loss 1.0 at UCF (9.16.23)
1.0 at N.C. A&T (10.7.23)
Sacks 1.0 at UCF (9.16.23)
 Pass Breakups 1 vs. Hampton (10.29.22)
Forced Fumbles 1 at UCF (9.16.23)

KSHAWN SCHULTERS

Tackles 7 vs. UAlbany (10.22.22)
Tackles For Loss 1.0 at Maine (10.1.22)
All-Purpose Yards 48 at Maine (4.3.21)
Interceptions 1 at Maine (4.3.21)
 1 at Penn State (9.25.21)
 1 at Towson (11.5.22)
 Long INT Return 48 at Maine (4.3.21)
 Pass Breakups 2 at LIU (9.10.22)

ELI SMITH

Rush Attempts 7 at Maine (10.1.22)
 7 at William & Mary (11.12.22)
Rushing Yards 48 at William & Mary (11.12.22)
Long Rush 18 at William & Mary (11.12.22)
Receptions 1 at William & Mary (11.12.22)
Receiving Yards 2 at William & Mary (11.12.22)
Long Reception 2 at William & Mary (11.12.22)
All-Purpose Yards 50 at William & Mary (11.12.22)

JR STRAUSS

Tackles 2 vs. Stony Brook (10.28.23)
Tackles For Loss 1.0 at N.C. A&T (10.7.23)

TY TRINH

All-Purpose Yards 18 at Lehigh (9.2.23)
Interceptions 1 at Delaware (11.20.21)
1 at Lehigh (9.2.23)
Long INT Return 18 at Lehigh (9.2.23)
Tackles 12 at New Hampshire (11.4.23)
Tackles For Loss 2.0 at N.C. A&T (10.7.23)
Pass Breakups 2 at UAlbany (9.30.23)
2 vs. Elon (10.14.23)
Quarterback Hurries 1 at UAlbany (9.30.23)
Forced Fumbles 1 vs. Lehigh (9.2.22)
 1 vs. Delaware (11.19.22)
 Fumble Recoveries 1 vs. Delaware (11.19.22)

STEPHANE VOLTAIRE

Tackles 1 at New Hampshire (11.4.23)

CONNOR WATKINS

Points 18 vs. Rhode Island (9.23.23)
Touchdowns 3 vs. Rhode Island (9.23.23)
Rush Attempts 13 vs. Elon (10.14.2023)
Rushing Yards 130 vs. Hampton (10.29.22)
Rushing Touchdowns 3 vs. Rhode Island (9.23.23)
Long Rush 75 vs. Hampton (10.29.22)
Pass Attempts 31 vs. Hampton (10.29.22)
31 at UAlbany (9.30.23)
Pass Completions 18 vs. UAlbany (10.22.22)
Passing Yards 361 vs. Stony Brook (10.28.23)
Passing TDs 4 at Maine (10.1.22)
4 vs. Stony Brook (10.28.23)
Long Pass 83 at Maine (10.1.22)
Total Offense - Plays 43 at UAlbany (9.30.23)
Total Offense 395 vs. Stony Brook (10.28.23)
All-Purpose Yards 130 vs. Hampton (10.29.22)
Punts 8 at Penn State (9.25.21)
Punting Yards 277 at Penn State (9.25.21)
Long Punt 50 at James Madison (10.9.21)

ISAS WAXTER

All-Purpose Yards 0 vs. Colgate (9.9.23)
Tackles 7 vs. Delaware (11.23.19)
Tackles For Loss 1.0 at Lehigh (9.4.21)
1.0 vs. Elon (10.14.23)
Sacks 1.0 at Lehigh (9.4.21)
Interceptions 1 vs. Colgate (9.9.23)
Long INT Return 0 vs. Colgate (9.9.23)
Pass Breakups 2 vs. Colgate (9.9.23)
Quarterback Hurries 1 at Lehigh (9.2.23)

BEN WHELESS

Tackles 1 at Penn State (9.25.21)
 1 vs. Holy Cross (12.3.21)

ISAIAH WRIGHT

Points 6 vs. Stony Brook (10.28.23)
Touchdowns 1 vs. Stony Brook (10.28.23)
Rush Attempts 4 vs. Stony Brook (10.28.23)
Rushing Yards 8 at Lehigh (9.2.23)
Rushing Touchdowns 1 vs. Stony Brook (10.28.23)
Long Rush 4 at Lehigh (9.2.23)
4 vs. Stony Brook (10.28.23)
Total Offense — Plays 4 vs. Stony Brook (10.28.23)
Total Offense — Yards 8 at Lehigh (9.2.23)
All-Purpose Yards 8 at Lehigh (9.2.23)

ION WYATT

Tackles 2 vs. Lehigh (9.2.22)
 2 at UCF (9.16.23)
Pass Breakups 1 at Lehigh (9.2.23)
1 vs. Stony Brook (10.28.23)



2023-24 Villanova Football
Overall Team Statistics
All games

Page 1/2
as of Nov 08, 2023

Team Statistics

	VU	OPP
Scoring	290	177
Points per game	32.2	19.7
Points Off Turnovers	48	24
First Downs	170	144
Rushing	98	56
Passing	63	76
Penalty	9	12
Rushing Yardage	1971	918
Yards gained rushing	2174	1162
Yards lost rushing	203	244
Rushing attempts	355	283
Average per rush	5.6	3.2
Average per game	219.0	102.0
TDs Rushing	25	10
Passing Yardage	1864	1767
Comp-Att-Int	109-188-7	160-268-8
Average per pass	9.9	6.6
Average per catch	17.1	11.0
Average per game	207.1	196.3
TDs Passing	14	10
Total offense	3835	2685
Total plays	543	551
Average per play	7.1	4.9
Average per game	426.1	298.3
Kick returns: #-Yards	19-366	30-714
Punt returns: #-Yards	9-20	14-161
Int returns: #-Yards	8-148	7-134
Kick return average	19.3	23.8
Punt return average	2.2	11.5
Int return average	18.5	19.1
Fumbles-Lost	16-7	7-3
Penalties-Yards	45-346	51-388
Average per game	38.4	43.1
Punts-Yards	33-1430	47-2001
Average per punt	43.3	42.6
Net punt average	36.3	40.0
Kickoffs-Yards	52-3008	38-2133
Average per kick	57.8	56.1
Net kick average	35.2	37.5
Time of possession / game	31:41	28:19
3rd-down conversion	48/106	41/121
3rd-down pct	45%	34%
4rd-down conversion	6/12	8/17



2023-24 Villanova Football
Overall Team Statistics
All games

Page 2/2
as of Nov 08, 2023

	VU	OPP
4rd-down pct	50%	47%
Sacks by-Yards	20-141	20-132
Misc Yards	0	0
Touchdowns scored	39	22
Field goals - attempts	6-7	9-12
On-Side kicks	1-2	2-2
Red-zone scores	(26-34) 76%	(21-27) 78%
Red-zone touchdowns	(23-34) 68%	(14-27) 52%
PAT-attempts	(38-39) 97%	(18-19) 95%
2-point conversion-attempts	(0-0) 0%	(0-2) 0%
Attendance	18562	70368
Games / Avg per game	4/4641	5/14074
Neutral site games	-	0/0

Score by Periods

Team	1st	2nd	3rd	4th	OT	TOT
Villanova	86	106	56	42	0	290
Opponents	54	54	17	52	0	177



2023-24 Villanova Football Individual Statistics All games

Page 1/3
as of Nov 08, 2023

Rushing

Player	gp	att	gain	loss	net	avg	td	lg	avg/g
Jalen Jackson	7	89	626	8	618	6.9	6	66	88.3
DeeWil Barlee	8	74	485	21	464	6.3	4	33	58.0
TD Ayo-Durojaiye	9	72	417	28	389	5.4	6	63	43.2
Connor Watkins	9	68	405	135	270	4.0	8	38	30.0
Isaiah Ragland	3	24	164	3	161	6.7	0	28	53.7
Ja'briel Mace	2	4	25	0	25	6.3	0	13	12.5
Rayjuon Pringle	9	4	16	0	16	4.0	0	8	1.8
Tanner Maddocks	2	3	16	0	16	5.3	0	12	8.0
Isaiah Wright	4	7	16	2	14	2.0	1	4	3.5
Julian Glantz	9	2	4	0	4	2.0	0	3	0.4
Team	9	8	0	6	-6	-0.8	0	0	-0.7
Total	9	355	2174	203	1971	5.6	25	66	219.0
Opponents	9	283	1162	244	918	3.2	10	75	102.0

Passing

Player	gp	effic	comp-att-int	pct	yds	td	lg	avg/g
Connor Watkins	9	160.0	102-179-7	57.0	1812	14	76	201.3
Tanner Maddocks	2	172.2	5-5-0	100.0	43	0	40	21.5
James Mott	1	91.9	2-3-0	66.7	9	0	6	9.0
Nathan Fondacaro	9	0.0	0-1-0	0.0	0	0	0	0.0
Total	9	158.4	109-188-7	58.0	1864	14	76	207.1
Opponents	9	121.4	160-268-8	59.7	1767	10	58	196.3

Receiving

Player	gp	no.	yds	avg	td	lg	avg/g
Rayjuon Pringle	9	27	712	26.4	6	76	79.1
Jaaron Hayek	7	23	255	11.1	2	43	36.4
Jaylan Sanchez	9	22	548	24.9	4	68	60.9
TD Ayo-Durojaiye	9	9	129	14.3	1	24	14.3
Antonio Johnson	8	7	60	8.6	1	16	7.5
DeeWil Barlee	8	5	70	14.0	0	35	8.8
Daniel Lopes	9	5	40	8.0	0	10	4.4
Justin Marcus	5	4	14	3.5	0	6	2.8
Luke Daly	9	2	9	4.5	0	9	1.0
Jalen Jackson	7	1	4	4.0	0	4	0.6
Mitchell Bothwell	5	1	0	0.0	0	0	0.0
Julian Glantz	9	1	-3	-3.0	0	0	-0.3
Nathaniel Hill	4	1	6	6.0	0	6	1.5
Kenyon Miles	6	1	20	20.0	0	20	3.3
Total	9	109	1864	17.1	14	76	207.1
Opponents	9	160	1767	11.0	10	58	196.3

Punt Returns

Player	no.	yds	avg	td	lg
Jaaron Hayek	4	14	3.5	0	10
Rayjuon Pringle	4	6	1.5	0	13
John Rhodan	1	0	0.0	0	0
Total	9	20	2.2	0	13
Opponents	14	161	11.5	0	29

Interceptions

Player	no.	yds	avg	td	lg
Daniel Abraham	1	13	13.0	0	13
Jalen Goodman	1	81	81.0	0	81
Isas Waxter	1	0	0.0	0	0
Brendan Bell	1	17	17.0	0	17
Tyrell Mims	1	0	0.0	0	0
Ty Trinh	1	18	18.0	0	18
Christian Sapp	1	0	0.0	0	0
Shane Hartzell	1	19	19.0	0	19
Total	8	148	18.5	0	81
Opponents	7	134	19.1	0	47

Kick Returns

Player	no.	yds	avg	td	lg
TD Ayo-Durojaiye	17	357	21.0	0	47
Jaylan Sanchez	2	9	4.5	0	10
Total	19	366	19.3	0	47
Opponents	30	714	23.8	2	94

Fumble Returns

Player	no.	yds	avg	td	lg
Elijah Glover	1	40	40.0	0	40
Jalen Goodman	1	0	0.0	0	0
Richie Kimmel	1	0	0.0	0	0
Total	3	40	13.3	0	40
Opponents	7	0	0.0	0	0



**2023-24 Villanova Football
Individual Statistics
All games**

Page 2/3
as of Nov 08, 2023

Scoring

Player			PAT						pts
	td	fg	kick	rush	rcv	pass	dxp	saf	
Matthew Mercurio	-	6-7	38-39	-	-	-	-	-	56
Connor Watkins	8	-	-	-	-	-	-	-	48
TD Ayo-Durojaiye	7	-	-	-	-	-	-	-	42
Jalen Jackson	6	-	-	-	-	-	-	-	36
Rayjuon Pringle	6	-	-	-	-	-	-	-	36
DeeWil Barlee	4	-	-	-	-	-	-	-	24
Jaylan Sanchez	4	-	-	-	-	-	-	-	24
Jaaron Hayek	2	-	-	-	-	-	-	-	12
Antonio Johnson	1	-	-	-	-	-	-	-	6
Isaiah Wright	1	-	-	-	-	-	-	-	6
Total	39	6-7	38-39	0	0	0	0	0	290
Opponents	22	9-12	18-19	0	0	0	0	0	177

Total Offense

Player	g	plays	rush	pass	total	avg/g
Connor Watkins	9	247	270	1812	2082	231.3
Jalen Jackson	7	89	618	0	618	88.3
DeeWil Barlee	8	74	464	0	464	58.0
TD Ayo-Durojaiye	9	72	389	0	389	43.2
Isaiah Ragland	3	24	161	0	161	53.7
Tanner Maddocks	2	8	16	43	59	29.5
Ja'briel Mace	2	4	25	0	25	12.5
Rayjuon Pringle	9	4	16	0	16	1.8
Isaiah Wright	4	7	14	0	14	3.5
James Mott	1	3	0	9	9	9.0
Julian Glantz	9	2	4	0	4	0.4
Team	9	0	-6	0	-6	-0.7
Total	9	543	1971	1864	3835	426.1
Opponents	9	551	918	1767	2685	298.3

Field Goals

Player	fg	pct.	01-19	20-29	30-39	40-49	50-99	lg	blk
Matthew Mercurio	6-7	85.7	1-1	1-1	2-2	2-3	0-0	44	0
Opponents	9-12	75.0	0-0	3-3	4-5	2-3	0-1	42	0

Punting

Player	no.	yds	avg	lg	tb	fc	i20	50+	blk
Nathan Fondacaro	32	1396	43.6	57	4	6	5	8	0
Connor Watkins	1	34	34.0	34	0	0	1	0	0
Total	33	1430	43.3	57	4	6	6	8	0
Opponents	47	2001	42.6	61	5	15	13	12	0

FG Sequence

Team Name	Villanova	Opponents
Lehigh	(37)	(38)
UAlbany	(44)	(42)
N.C. A&T	(25),(39),(19)	41
New Hampshire	(44),47	(31),(34),50
Colgate		(21),(33)
UCF		(26),(41)
Rhode Island		(27)
Stony Brook		34

Kickoffs

Player	no.	yds	avg	tb	ob	retn	net	ydIn
Nathan Fondacaro	48	2809	58.5	10	1			
Matthew Mercurio	3	146	48.7	0	0			
Daniel Mueller	1	53	53.0	0	0			
Total	52	3008	57.8	10	1	29	35.2	29
Opponents	38	2133	56.1	8	1	19	37.5	27

Numbers in (parentheses) indicate field goal was made



2023-24 Villanova Football
Individual Statistics
All games

Page 3/3
as of Nov 08, 2023

All Purpose

Player	g	rush	rcv	pr	kr	ir	total	avg/g
TD Ayo-Durojaiye	9	389	129	0	357	0	875	97.2
Rayjuon Pringle	9	16	712	6	0	0	734	81.6
Jalen Jackson	7	618	4	0	0	0	622	88.9
Jaylan Sanchez	9	0	548	0	9	0	557	61.9
DeeWil Barlee	8	464	70	0	0	0	534	66.8
Connor Watkins	9	270	0	0	0	0	270	30.0
Jaaron Hayek	7	0	255	14	0	0	269	38.4
Isaiah Ragland	3	161	0	0	0	0	161	53.7
Jalen Goodman	8	0	0	0	0	81	81	10.1
Antonio Johnson	8	0	60	0	0	0	60	7.5
Daniel Lopes	9	0	40	0	0	0	40	4.4
Ja'briel Mace	2	25	0	0	0	0	25	12.5
Kenyon Miles	6	0	20	0	0	0	20	3.3
Shane Hartzell	8	0	0	0	0	19	19	2.4
Ty Trinh	9	0	0	0	0	18	18	2.0
Brendan Bell	9	0	0	0	0	17	17	1.9
Tanner Maddocks	2	16	0	0	0	0	16	8.0
Justin Marcus	5	0	14	0	0	0	14	2.8
Isaiah Wright	4	14	0	0	0	0	14	3.5
Daniel Abraham	9	0	0	0	0	13	13	1.4
Luke Daly	9	0	9	0	0	0	9	1.0
Nathaniel Hill	4	0	6	0	0	0	6	1.5
Julian Glantz	9	4	-3	0	0	0	1	0.1
Team	9	-6	0	0	0	0	-6	-0.7
Total	9	1971	1864	20	366	148	4369	485.4
Opponents	9	918	1767	161	714	134	3694	410.4



2023-24 Villanova Football
Overall Defense Statistics
All games

Page 1/2
as of Nov 08, 2023

Team Defense

##	Player	gp	Tackles				Sacks	Pass defense			Fumbles		blkd	
			ua	a	tot	tfl/yds		int-yds	brup	qbh	fr-yds	ff	kick	saf
35	Brendan Bell	9	39	18	57	7-22	2-7	1-17	1	2	.	1	.	.
31	Shane Hartzell	8	34	19	53	3.5-23	3-22	1-19	1	5
9	Ty Trinh	9	21	15	36	2.5-9	.	1-18	5	1
27	Daniel Abraham	9	22	14	36	4.5-17	3-14	1-13	.	1	.	1	.	.
3	Elijah Glover	9	21	10	31	0.5-2	.	.	4	.	1-40	.	.	.
6	Devon Marshall	9	24	5	29	3-5	.	.	8
7	Tyrell Mims	9	17	11	28	2-6	1-3	1-0	1
44	Richie Kimmel	9	18	9	27	3-4	.	.	1	1	1-0	.	.	.
55	Jake Reichwein	9	17	9	26	7.5-36	3-23	.	1	7	.	1	.	.
4	Jalen Goodman	8	16	7	23	0.5-0	.	1-81	1	.	1-0	.	.	.
33	Turner Inge	9	15	7	22	3-18	1-10
0	Isas Waxter	9	12	5	17	1.5-3	.	1-0	6	1
34	Ethan Potter	7	12	5	17	1-1	.	.	1	1
52	Chandon Pierre	9	8	8	16	4-22	2-16
91	Ayden Howard	9	9	7	16	3.5-8	1-3
99	Camden Gagnon	9	10	5	15	3-25	3-25
45	Jordan Nelson	6	7	5	12	1-3
25	Christian Sapp	7	8	3	11	2-20	1-18	1-0	.	.	.	1	.	.
93	Capri Martin	8	4	6	10	0.5-0	.	.	.	1
32	Jake Green	8	3	5	8	2.5-6
1	TD Ayo-Durojaiye	9	1	5	6
23	Josh Oluremi	7	3	2	5
28	DeeWil Barlee	8	3	2	5
38	John Rhodan	9	4	1	5	1	.
22	Jon Wyatt	8	3	1	4	.	.	.	2
5	Kshawn Schulters	8	3	.	3
98	Obinna Nwobodo	9	2	1	3	1
40	Colin Kennedy	5	1	2	3
49	Julian Glantz	9	2	1	3
10	JR Strauss	9	2	1	3	1-2
37	Zahmir Dawud	4	1	1	2	.	.	.	1
51	Dale Law	3	1	1	2
96	Nathan Fondacaro	9	1	.	1
88	Antonio Johnson	8	.	1	1
42	Timmy Furgeson	3	.	1	1
11	Jaaron Hayek	7	.	1	1
41	Garrett Rogan	3	.	1	1
84	Daniel Lopes	9	1	.	1
74	Temi Ajirotutu	9	.	1	1
95	Mike Kennedy	5	.	1	1
75	Stephane Voltaire	9	.	1	1



2023-24 Villanova Football
Overall Defense Statistics
All games

Page 2/2
as of Nov 08, 2023

			Tackles				Sacks	Pass defense			Fumbles		blkd	
##	Player	gp	ua	a	tot	tfl/yds	no-yds	int-yds	brup	qbh	fr-yds	ff	kick	saf
19	Rayjuon Pringle	9	1
	Totals	9	345	198	543	57-232	20-141	8-148	34	21	3-40	4	1	0
	Opponents	9	323	214	537	50-197	20-132	7-134	12	13	7-0	12	1	0



2023-24 Villanova Football Team Game-by-Game All games

Page 1/1
as of Nov 08, 2023

Date	Opponent	Rushing				Receiving				Passing				Kick Returns				Punt Returns				tot off
		no.	yds	td	lg	no.	yds	td	lg	cmp-att-int	yds	td	lg	no.	yds	td	lg	no.	yds	td	lg	
09/02/2023	at Lehigh	31	284	3	66	15	128	2	28	15-26-1	128	2	28	1	22	0	22	0	0	0	0	412
09/09/2023	Colgate	41	152	4	28	8	310	2	68	8-11-0	310	2	75	4	40	0	17	1	-1	0	0	462
09/16/2023	at UCF	30	83	2	15	9	145	0	45	9-23-1	145	0	45	1	18	0	18	1	13	0	13	228
09/23/2023	Rhode Island	43	287	5	63	9	172	0	40	9-16-1	172	0	40	1	15	0	15	0	0	0	0	459
09/30/2023	at UAlbany	29	71	0	20	17	198	1	33	17-31-2	198	1	33	4	86	0	32	0	0	0	0	269
10/07/2023	at N.C. A&T	52	248	1	25	16	289	3	59	16-23-0	289	3	59	3	47	0	25	2	-6	0	0	537
10/14/2023	Elon	63	440	3	50	3	36	0	16	3-10-1	36	0	16	1	35	0	35	2	12	0	10	476
10/28/2023	Stony Brook	26	158	3	44	17	398	4	76	17-23-0	398	4	76	1	25	0	25	3	2	0	5	556
11/04/2023	at New Hampshire	40	248	4	48	15	188	2	68	15-25-1	188	2	68	3	78	0	47	0	0	0	0	436
Villanova		355	1971	25	66	109	1864	14	76	109-188-7	1864	14	76	19	366	0	47	9	20	0	13	3835
Opponents		283	918	10	75	160	1767	10	58	160-268-8	1767	10	58	30	714	2	94	14	161	0	29	2685

Villanova Averages

Games	Avg/ rush	Avg/ catch	Pass effic	KR avg	PR avg	All purpose avg/game	Total offense avg/game
9	5.6	17.1	158.4	19.3	2.2	485.4	426.1

Date	Opponent	Tackles				Sacks	Fumble		Pass Defense			blkd	PAT attempts			off		
		ua	a	total	tfl-yds	no-yds	ff	fr-yds	int-yds	qbh	brup	kick	kick	rush	rcv	saf	t/o	pts
09/02/2023	at Lehigh	44	10	54	8.0-21	1-3	1	1-0	2-18	1	2	0	5-5	0	0	0	21	38
09/09/2023	Colgate	31	34	65	5.0-28	3-24	0	0-0	1-0	5	6	0	6-6	0	0	0	0	42
09/16/2023	at UCF	55	40	95	6.0-34	2-24	1	0-0	0-0	2	3	0	2-2	0	0	0	0	14
09/23/2023	Rhode Island	34	16	50	8.0-26	1-4	1	1-0	1-81	3	5	1	5-5	0	0	0	7	35
09/30/2023	at UAlbany	42	14	56	5.0-25	2-18	0	0-0	0-0	5	4	0	1-1	0	0	0	0	10
10/07/2023	at N.C. A&T	37	6	43	9.0-36	4-21	0	0-0	0-0	1	1	0	4-4	0	0	0	0	37
10/14/2023	Elon	25	10	35	4.0-15	2-10	0	0-0	0-0	0	3	0	3-3	0	0	0	0	21
10/28/2023	Stony Brook	36	34	70	6.0-23	2-18	0	0-0	1-13	2	6	0	6-7	0	0	0	6	48
11/04/2023	at New Hampshire	41	34	75	6.0-24	3-19	1	1-40	3-36	2	4	0	6-6	0	0	0	14	45
Villanova		345	198	543	57.0-232	20-141	4	3-40	8-148	21	34	1	38-39	0	0	0	48	290
Opponents		323	214	537	50.0-197	20-132	12	7-0	7-134	13	12	1	18-19	0	0	0	24	177

Date	Opponent	Punting										Field Goals			Kickoffs			
		no.	yds	avg	long	blkd	tb	fc	50+	i20	md-att	long	blkd	no.	yds	avg	tb	ob
09/02/2023	at Lehigh	6	231	38.5	49	0	0	2	0	1	1-1	37	0	7	399	57.0	0	0
09/09/2023	Colgate	3	133	44.3	51	0	0	0	1	0	0-0	0	0	7	410	58.6	2	0
09/16/2023	at UCF	9	401	44.6	54	0	0	1	3	2	0-0	0	0	3	187	62.3	1	0
09/23/2023	Rhode Island	3	152	50.7	57	0	2	0	2	0	0-0	0	0	6	348	58.0	0	0
09/30/2023	at UAlbany	2	97	48.5	56	0	2	0	1	0	1-1	44	0	3	179	59.7	0	0
10/07/2023	at N.C. A&T	4	167	41.8	56	0	0	0	1	1	3-3	39	0	6	369	61.5	2	0
10/14/2023	Elon	1	26	26.0	26	0	0	1	0	0	0-0	0	0	4	193	48.3	0	1
10/28/2023	Stony Brook	3	133	44.3	49	0	0	1	0	1	0-0	0	0	8	492	61.5	3	0
11/04/2023	at New Hampshire	2	90	45.0	47	0	0	1	0	1	1-2	44	0	8	431	53.9	2	0
Villanova		33	1430	43.3	57	0	4	6	8	6	6-7	44	0	52	3008	57.8	10	1
Opponents		47	2001	42.6	61	0	5	15	12	13	9-12	42	0	38	2133	56.1	8	1



2023-24 Villanova Football Opponents Game-by-Game All games

Page 1/1
as of Nov 08, 2023

		Rushing				Receiving				Passing				Kick Returns				Punt Returns				tot			
Date	Opponent	no.	yds	td	lg	no.	yds	td	lg	cmp	att	int	yds	td	lg	no.	yds	td	lg	no.	yds	td	lg	off	
09/02/2023	at Lehigh	23	78	0	28	23	206	1	29	23-39-2				206	1	29	2	24	0	16	2	19	0	10	284
09/09/2023	Colgate	31	33	1	12	16	225	1	54	16-30-1				225	1	54	4	72	0	21	3	25	0	13	258
09/16/2023	at UCF	54	251	4	24	24	349	2	58	24-33-0				349	2	58	0	0	0	0	6	94	0	29	600
09/23/2023	Rhode Island	28	60	1	14	15	181	0	34	15-27-1				181	0	34	6	105	0	28	1	2	0	2	241
09/30/2023	at UAlbany	34	101	1	19	20	239	3	42	20-31-0				239	3	42	3	63	0	29	0	0	0	0	340
10/07/2023	at N.C. A&T	28	108	1	25	8	64	0	20	8-17-0				64	0	20	4	168	1	94	2	21	0	11	172
10/14/2023	Elon	25	53	0	15	5	46	0	33	5-13-0				46	0	33	2	34	0	20	0	0	0	0	99
10/28/2023	Stony Brook	30	96	0	13	22	198	2	19	22-37-1				198	2	19	3	43	0	15	0	0	0	0	294
11/04/2023	at New Hampshire	30	138	2	75	27	259	1	43	27-41-3				259	1	43	6	205	1	87	0	0	0	0	397
Opponents		283	918	10	75	160	1767	10	58	160-268-8				1767	10	58	30	714	2	94	14	161	0	29	2685
Villanova		355	1971	25	66	109	1864	14	76	109-188-7				1864	14	76	19	366	0	47	9	20	0	13	3835

Opponents Averages

Games	Avg/ rush	Avg/ catch	Pass effic	KR avg	PR avg	All purpose avg/game	Total offense avg/game
9	3.2	11.0	121.4	23.8	11.5	410.4	298.3

Date	Opponent	Tackles				Sacks no-yds	Fumble		Pass Defense			blkd kick	PAT attempts			off		
		ua	a	total	tfl-yds		ff	fr-yds	int-yds	qbh	brup		kick	rush	rcv	saf	t/o	pts
09/02/2023	at Lehigh	38	12	50	5.0-20	2-15	0	0-0	1-30	0	2	0	1-1	0	0	0	0	10
09/09/2023	Colgate	26	36	62	8.0-30	3-14	1	1-0	0-0	1	1	0	1-1	0	0	0	3	19
09/16/2023	at UCF	21	28	49	6.0-23	2-17	0	0-0	1-42	2	1	0	6-6	0	0	0	7	48
09/23/2023	Rhode Island	29	34	63	6.0-18	1-4	0	0-0	1-0	3	0	0	0-1	0	0	0	0	9
09/30/2023	at UAlbany	40	12	52	10.0-70	8-62	6	3-0	2-15	4	3	0	4-4	0	0	0	14	31
10/07/2023	at N.C. A&T	58	20	78	8.0-26	3-19	3	1-0	0-0	1	2	0	2-2	0	0	0	0	14
10/14/2023	Elon	47	24	71	4.0-4	1-1	1	1-0	1-0	0	1	0	0-0	0	0	0	0	0
10/28/2023	Stony Brook	29	14	43	1.0-2	0-0	0	1-0	0-0	0	1	1	1-1	0	0	0	0	13
11/04/2023	at New Hampshire	35	34	69	2.0-4	0-0	1	0-0	1-47	2	1	0	3-3	0	0	0	0	33
Opponents		323	214	537	50.0-197	20-132	12	7-0	7-134	13	12	1	18-19	0	0	0	24	177
Villanova		345	198	543	57.0-232	20-141	4	3-40	8-148	21	34	1	38-39	0	0	0	48	290

		Punting										Field Goals			Kickoffs				
Date	Opponent	no.	yds	avg	long	blkd	tb	fc	50+	i20	md-att	long	blkd	no.	yds	avg	tb	ob	
09/02/2023	at Lehigh	8	354	44.3	52	0	2	2	3	4	1-1	38	0	2	115	57.5	1	0	
09/09/2023	Colgate	5	205	41.0	53	0	0	2	1	1	2-2	33	0	5	264	52.8	0	0	
09/16/2023	at UCF	3	144	48.0	52	0	1	1	2	1	2-2	41	0	10	583	58.3	5	0	
09/23/2023	Rhode Island	6	226	37.7	50	0	1	1	1	0	1-1	27	0	3	147	49.0	1	0	
09/30/2023	at UAlbany	3	108	36.0	38	0	0	1	0	1	1-1	42	0	6	297	49.5	0	0	
10/07/2023	at N.C. A&T	7	304	43.4	59	0	0	3	2	1	0-1	0	0	3	174	58.0	0	0	
10/14/2023	Elon	6	300	50.0	61	0	0	1	2	3	0-0	0	0	1	59	59.0	0	0	
10/28/2023	Stony Brook	8	338	42.3	51	0	1	4	1	2	0-1	0	0	2	130	65.0	1	0	
11/04/2023	at New Hampshire	1	22	22.0	22	0	0	0	0	0	2-3	34	0	6	364	60.7	0	1	
Opponents		47	2001	42.6	61	0	5	15	12	13	9-12	42	0	38	2133	56.1	8	1	
Villanova		33	1430	43.3	57	0	4	6	8	6	6-7	44	0	52	3008	57.8	10	1	



2023-24 Villanova Football Team Game-by-Game Comparison All games

Page 1/1
as of Nov 08, 2023

Opponent	Score	First Downs				Rushing Number-Yards	Passing		Total Offense Plays-Yards	Return Yards	Turn- Overs
		Total	Rush	Pass	Pen		Comp-Att.-Int	Yards			
Lehigh	38-10	18 / 13	13 / 3	4 / 9	1 / 1	31-284 / 23-78	15-26-1 / 23-39-2	128 / 206	57-412 / 62-284	40 / 73	1 / 3
Colgate	42-19	15 / 15	7 / 4	6 / 8	2 / 3	41-152 / 31-33	8-11-0 / 16-30-1	310 / 225	52-462 / 61-258	39 / 97	1 / 1
UCF	14-48	11 / 31	5 / 17	5 / 14	1 / 0	30-83 / 54-251	9-23-1 / 24-33-0	145 / 349	53-228 / 87-600	31 / 136	1 / 0
Rhode Island	35-9	18 / 16	10 / 6	6 / 7	2 / 3	43-287 / 28-60	9-16-1 / 15-27-1	172 / 181	59-459 / 55-241	96 / 107	1 / 2
UAlbany	10-31	18 / 21	6 / 7	11 / 12	1 / 2	29-71 / 34-101	17-31-2 / 20-31-0	198 / 239	60-269 / 65-340	86 / 78	5 / 0
N.C. A&T	37-14	25 / 8	16 / 6	9 / 2	0 / 0	52-248 / 28-108	16-23-0 / 8-17-0	289 / 64	75-537 / 45-172	41 / 189	1 / 0
Elon	21-0	26 / 5	22 / 3	2 / 1	2 / 1	63-440 / 25-53	3-10-1 / 5-13-0	36 / 46	73-476 / 38-99	47 / 34	2 / 0
Stony Brook	48-13	18 / 18	5 / 6	13 / 12	0 / 0	26-158 / 30-96	17-23-0 / 22-37-1	398 / 198	49-556 / 67-294	40 / 43	1 / 1
New Hampshire	45-33	21 / 17	14 / 4	7 / 11	0 / 2	40-248 / 30-138	15-25-1 / 27-41-3	188 / 259	65-436 / 71-397	154 / 252	1 / 4
Totals	290-177	170 / 144	98 / 56	63 / 76	9 / 12	355-1971 / 283-918	109-188-7 / 160-268-8	1864 / 1767	543-3835 / 551-2685	574 / 1009	14 / 11

Opponents	3rd Down Conversion	4th Down Conversion	Time of Possession	TOP Margin	Avg Yds/Rush	Avg Yds/Pass	Avg Yds/Play	Punting Number-Avg	Penalties Number-Yards	Sacks
Lehigh	1-10 / 2-14	2-2 / 1-2	31:51 / 28:09	03:42	9.2 / 3.4	4.9 / 5.3	7.2 / 4.6	6-38.5 / 8-44.3	5-45.0 / 5-45.0	1 / 2
Colgate	6-11 / 5-14	1-1 / 0-0	31:38 / 28:22	03:16	3.7 / 1.1	28.2 / 7.5	8.9 / 4.2	3-44.3 / 5-41.0	6-51.0 / 7-42.0	3 / 3
UCF	1-12 / 7-15	2-2 / 2-3	27:08 / 32:52	-05:44	2.8 / 4.6	6.3 / 10.6	4.3 / 6.9	9-44.6 / 3-48.0	3-20.0 / 7-43.0	2 / 2
Rhode Island	8-12 / 5-14	0-1 / 1-2	32:57 / 27:03	05:54	6.7 / 2.1	10.8 / 6.7	7.8 / 4.4	3-50.7 / 6-37.7	12-105.0 / 3-40.0	1 / 1
UAlbany	8-13 / 8-14	0-1 / 1-2	27:59 / 32:01	-04:02	2.4 / 3.0	6.4 / 7.7	4.5 / 5.2	2-48.5 / 3-36.0	6-44.0 / 4-30.0	2 / 8
N.C. A&T	8-16 / 2-11	0-0 / 0-1	37:27 / 22:33	14:54	4.8 / 3.9	12.6 / 3.8	7.2 / 3.8	4-41.8 / 7-43.4	0-0.0 / 3-20.0	4 / 3
Elon	6-13 / 1-9	1-3 / 0-2	40:49 / 19:11	21:38	7.0 / 2.1	3.6 / 3.5	6.5 / 2.6	1-26.0 / 6-50.0	5-25.0 / 6-55.0	2 / 1
Stony Brook	5-9 / 7-16	0-1 / 0-0	24:48 / 35:12	-10:24	6.1 / 3.2	17.3 / 5.4	11.3 / 4.4	3-44.3 / 8-42.3	3-24.0 / 7-38.0	2 / 0
New Hampshire	5-10 / 4-14	0-1 / 3-5	30:29 / 29:31	00:58	6.2 / 4.6	7.5 / 6.3	6.7 / 5.6	2-45.0 / 1-22.0	5-32.0 / 9-75.0	3 / 0
Totals	48-106 / 41-121	6-12 / 8-17	285:06 / 254:54	30:12	5.6 / 3.2	9.9 / 6.6	7.1 / 4.9	33-43.3 / 47-42.6	45-346.0 / 51-388.0	20 / 20

Note: Game totals are displayed in the format TEAM/OPPONENT for each category