

# VILLANOVA FOOTBALL GAME NOTES

## GAMEDAY

Date	November 18, 2023
Time	1:00 PM
Stadium	Delaware Stadium
Capacity	18,077

## LIVE COVERAGE

### TV

FloFootball  
NBC Sports Philadelphia  
Andrew Bogusch (Play By Play)  
Pat Devlin (Analyst)

### RADIO

Villanova Sports Radio Network  
AM 1480, FM 102.5, FM 104.1 (Trenton)  
Ryan Fannon (Play By Play)  
Kevin Reilly (Analyst)

## ALL-TIME SERIES

### VILLANOVA LEADS 33-22-1

First Meeting	1895
First Villanova Win	1896 (14-0)
First Delaware Win	1895 (10-6)

Last Meeting	2022
Last Villanova Win	2022 (29-26)
Last Delaware Win	Spring 2021 (28-20)

Mark Ferrante vs. Delaware	5-1
Ryan Carty vs. Villanova	0-1

at Villanova	16-11
at Delaware	16-10-1
at Subaru Park	1-1

Current Streak	W2 (2021-22)
Longest Streak	W8 (2012-13-14-15-16-17-18-19)

## ON THE INSIDE

Media Information/Quick Facts	2
Game Notes	3-9
Miscellaneous Stats/Wildcats in the NFL	10
Complete Student-Athletes	11
Mark Ferrante/Villanova Coaching Staff	12-13
Villanova Roster	14
Depth Charts (Villanova-Delaware)	15-16
Opponents at a Glance	17
Villanova Players to Watch	18-21
Villanova Defense	22-23
Miscellaneous Stats	24-28
Last Time It Happened	29-30
Career Highs	31-34
Statistics	35-44

## THE MATCHUP



### VILLANOVA

Nickname .....Wildcats  
Conference .....CAA Football  
Record .....8-2 (6-1 CAA)  
Stats Perform FCS Poll .....#10  
AFCA FCS Coaches Poll .....#15  
Head Coach .....Mark Ferrante  
Career Record .....45-28  
Villanova Record .....45-28  
Location .....Villanova, Pa.  
Founded .....1842  
Enrollment .....6,584  
Colors .....Blue and White



### DELAWARE

Nickname .....Blue Hens  
Conference .....CAA Football  
Record .....8-2 (6-1 CAA)  
Stats Perform FCS Poll .....#7  
AFCA FCS Coaches Poll .....#6  
Head Coach .....Ryan Carty  
Career Record .....16-7  
Delaware Record .....16-7  
Location .....Newark, Del.  
Founded .....1743  
Enrollment .....24,039  
Colors .....Blue and Gold

## VILLANOVA SCHEDULE

Date	Opponent	Location	Time/Result	Attendance
9.2	@ Lehigh	Bethlehem, Pa.	W, 38-10	4,360
9.9	Colgate	Villanova, Pa.	W, 42-19	5,101
9.16	@ UCF	Orlando, Fla.	L, 14-48	44,206
9.23	No. 17 Rhode Island (*)	Villanova, Pa.	W, 35-9	5,913
9.30	@ UAlbany (*)	Albany, N.Y.	L, 10-31	7,071
10.7	@ North Carolina A&T (*)	Greensboro, N.C.	W, 37-14	8,098
10.14	Elon (*)	Villanova, Pa.	W, 21-0	2,429
10.28	Stony Brook (*)	Villanova, Pa.	W, 48-13	5,119
11.4	@ New Hampshire (*)	Durham, N.H.	W, 45-33	6,633
11.11	Towson (*)	Villanova, Pa.	W, 33-10	4,819
11.18	@ No. 7 Delaware (*)	Newark, Del.	1:00 PM	FloSports

## TODAY'S GAME

■ Villanova and Delaware play each other in the annual Battle of the Blue rivalry game this Saturday when the teams meet in the regular season finale at Delaware Stadium. The winning team will be presented with the Battle of the Blue Trophy following the game.

■ Villanova has won 14 of its last 16 games against Delaware since the introduction of the "Battle of the Blue" moniker in 2007. The Wildcats success have won their last eight games at Delaware Stadium.

■ Saturday's matchup will be the first time since 2006 that Villanova and Delaware come into the regular season finale with identical records. Villanova and Delaware are part of a four-way tie for first place at the top of the CAA Football standings. See page 3 of the notes for tiebreaking scenarios to determine the CAA Football automatic bid to the playoffs.

■ Saturday's game will be the 1,200th game in the history of Villanova Football dating back to the inaugural season in 1894.

# VILLANOVA FOOTBALL GAME NOTES

## QUICK FACTS

<b>Villanova University</b>	
Location	Villanova, Pa.
Founded	1842
Enrollment	6,584
President	Rev. Peter M. Donohue, O.S.A.
Athletic Director	Mark Jackson
Colors	Blue and White
Nickname	Wildcats

### Athletics History

Team National Championships	21
Individual National Champions	120
Team Conference Championships	129

### Villanova Football

Affiliation	FCS
Conference	CAA Football
First Year	1894
All-Time Record	657-501-41 (.565)
Bowl Games	5
FCS Playoff Appearances	14
Last Playoff Appearance	2021
National Championships	1

### Head Coach

Head Coach	Mark Ferrante
Years at Villanova	35
Years as Head Coach	Sixth Season
Career Record	45-28 (.616)

### Stadium

Stadium	Villanova Stadium
Capacity	12,000
Surface	Astroplay (artificial grass)
Press Box Phone	610-519-5290
All-Time Record	262-112-5 (.698)

### Award Winners

Walter Payton Awards	3
Jerry Rice Awards	1
All-Americans	28
Major Confence Awards	20
All-Conference Honorees	285
Academic All-Americans	14
CAA Football Scholar-Athletes of the Year	4
Academic All-Conference Honorees	721

### 2023 Team Information

Offensive Formation	Multiple
Defensive Formation	Multiple
Letterwinners Returning	67
Letterwinners Lost	22
Offensive Starters Returning/Lost	8/3
Defensive Starters Returning/Lost	8/3
Specialists Returning/Lost	3/3
2022 Overall Record	6-5
2022 Conference Record	4-4

## VILLANOVA MEDIA RELATIONS

### FOOTBALL CONTACT

#### Dean Kenefick

Senior Associate AD/Communications

E: dean.kenefick@villanova.edu

P: 610-308-4395

### SECONDARY CONTACT

#### David Berman

Assistant AD/Communications

E: david.berman@villanova.edu

P: 860-490-6398

## 2022 BROADCAST SCHEDULE

### FloSports

September 9 — Colgate

September 23 — Rhode Island

September 30 — @ UAlbany

October 7 — @ North Carolina A&T

October 14 — Elon

October 28 — Stony Brook

November 4 — @ New Hampshire

November 11 — Towson

November 18 — @ Delaware

### ESPN+

September 2 - @ Lehigh

### ESPN3

September 16 — @ UCF

## RADIO BROADCASTS

### Villanova Sports Radio Network

All Villanova regular season and postseason contests will be broadcast on the Villanova Sports Radio Network on the iHeart app. Games will air locally on AM 1480 and FM 102.5, along with FM 104.1 in Trenton.

**Ryan Fannon** (Play By Play)

**Kevin Reilly** (Analyst)

## CAA MEDIA TELECONFERENCE

Villanova head coach **Mark Ferrante** will take part in the CAA Football virtual press conference via Zoom with members of the media on Mondays at 11 a.m. Media representatives wishing to participate in the press conference should contact **Rob Washburn** in the CAA Football office for the relevant information. The press conference will also be recorded and distributed to media members on Monday afternoons.

## FOOTBALL SOCIAL MEDIA

**WEBSITE** .....www.villanova.com

**X**.....@novafootball

**INSTAGRAM**.....@novafootball

**FACEBOOK** .....vufootball

## MEDIA INFORMATION

### WEBSITE

Press releases, statistics, game notes and postgame coverage - including quotes from press conferences - will be available online at villanova.com/football.

## MEDIA AVAILABILITY

Members of the media who wish to attend a Villanova practice or interview a football student-athlete on a non-game day must contact **Dean Kenefick** in advance by email (dean.kenefick@villanova.edu) or phone (610-519-6514).

## CREDENTIALS

Requests for credentials to cover Villanova home games should be made to **Dean Kenefick** at least one week before the game.

## PHOTOS

All requests for photos of Villanova football student-athletes and coaches for use in the media should be directed by email to **David Berman** in media relations (david.berman@villanova.edu).

# VILLANOVA FOOTBALL GAME NOTES

## HONORS AND ACCOLADES

### TD AYO-DUROIYE (Fifth Year, RB)

2021

- CAA Third Team Defense (Special Teams)

### BRENDAN BELL (Senior, LB)

2023

- CAA Co-Defensive Player of the Week (9.25)
- CAA Co-Defensive Player of the Week (11.6)

### MICHAEL CORBI (Sixth Year, OL)

2023

- CAA Football Preseason All-Conference Team

2022

- CAA Football Second Team Offense

2021

- CAA Football First Team Offense
- CAA Preseason All-Conference Team

2020

- CAA First Team Offense

### JALEN GOODMAN (Fifth Year, DB)

2023

- CAA Football Preseason Honorable Mention

### JAARON HAYEK (Fifth Year, WR)

2023

- CAA Football Preseason All-Conference Team

2022

- CAA Football First Team Offense
- CAA Offensive Player of the Week (10.3)

2021

- CAA Third Team Offense

### MATTHEW MERCURIO (Sixth Year, K)

2023

- CAA Football Preseason Honorable Mention

2022

- CAA Football Third Team Offense

### RAYJUN PRINGLE (Fifth Year, WR)

2021

- CAA Football Second Team Offense

2020

- CAA Second Team Offense
- CAA Offensive Player of the Week (3.8)

### ISAIAH RAGLAND (Freshman, RB)

2023

- CAA Rookie of the Week (10.16)

### CONNOR WATKINS (Fifth Year, QB)

2023

- CAA Co-Offensive Player of the Week (10.30)

## VILLANOVA NOTEBOOK

### TODAY'S GAME

◆ Villanova (8-2, 6-1 CAA Football) meets its rival Delaware (8-2, 6-1 CAA Football) in the 2023 regular season finale at Delaware Stadium on Saturday afternoon. The contest will be the 17th since the annual meeting between the teams started to be billed as the "Battle of the Blue." Kickoff is scheduled for 1 p.m. and the game can be seen live on FloFootball with **Andrew Bogusch** and **Pat Devlin** calling the action. The radio call with **Ryan Fannon** and **Kevin Reilly** can be found on the iHeart radio app.

### CATCHING UP WITH THE 'CATS

◆ Villanova has won five straight games and is coming off a 33-10 win over Towson in its regular season home finale last week. Each of the Wildcats eight wins this season have come by a dozen or more points and their average margin of victory during the current winning streak is 22.8 points. The streak began with a 37-14 win at North Carolina A&T on October 7 and has grown to include victories over Elon (21-0), Stony Brook (48-13), New Hampshire (45-33) and Towson (33-10).

### CROWDED AT THE TOP

◆ There is a four-way tie for first place in the CAA Football standings entering the final weekend of the regular season. Each of the teams that has a 6-1 record in conference play this year – Villanova, Delaware, Richmond and UAlbany – still has a chance to be the outright conference champion and/or earn the league's automatic bid to the FCS playoffs which begin later this month.

◆ Given the logjam at the top of the CAA Football standings, there are numerous tiebreaking scenarios that could come into play based on the outcome of games played this weekend. The three biggest games to watch are the Villanova-Delaware contest along with Richmond visiting William & Mary and UAlbany hosting Monmouth.

### TIEBREAKING SCENARIOS FOR THE CAA FOOTBALL AUTOMATIC BID

◆ *If UAlbany, Richmond and Villanova finished tied for first at 7-1:* There were not head-to-head meetings between all three teams. All three teams faced Rhode Island and Stony Brook and all three teams were 1-0 against them. The next tiebreaker is point differential in conference games with a 21-point maximum per game differential. Heading into this Saturday's games, Villanova is +96, UAlbany is +92 and Richmond is +58.

◆ *If UAlbany and Villanova finish tied for first at 7-1:* UAlbany defeated Villanova in the head-to-head meeting, giving UAlbany the tiebreaker and the automatic bid.

◆ *If Richmond and Villanova finish tied for first at 7-1:* There was not a head-to-head meeting between Richmond and Villanova. Both teams had wins over common opponents Rhode Island, Elon, North Carolina A&T and Stony Brook. The next tiebreaker is point differential in conference games with a 21-point maximum per game differential. Heading into this Saturday's games, Villanova is +96 and Richmond is +58.

◆ Should the point differential finish in a tie, the next tiebreaker would be the best combined conference ranking among the teams in points scored and points allowed.

### HIGHEST WIN% BY CURRENT CAA FOOTBALL TEAMS (2019-23)

- ◆ Villanova (35-16, .686)
- ◆ Delaware (33-21, .611)
- ◆ Monmouth (30-20, .600)
- ◆ Richmond (30-20, .600)
- ◆ William & Mary (28-21, .571)

# VILLANOVA FOOTBALL GAME NOTES

## VILLANOVA NOTES

### HIGHEST WIN% BY CURRENT CAA FOOTBALL TEAMS (2014-23)

- ◆ North Carolina A&T (72-32, .692)
- ◆ **Villanova (71-40, .640)**
- ◆ Richmond (69-45, .605)
- ◆ Monmouth (62-44, .585)
- ◆ New Hampshire (63-47, .573)

### BATTLE OF THE BLUE

◆ The annual game between the Wildcats and Delaware took on the moniker “Battle of the Blue” starting in 2007. Villanova has won 14 of the 16 meetings since then, including a come-from-behind 29-26 victory at Villanova Stadium last season. The winner of each year’s contest is presented with the Battle of the Blue Trophy, which the Wildcats have retained in 10 of the past 11 meetings in the series.

◆ Dating back to 2012, the only time Villanova has been defeated by the Blue Hens was during the abbreviated Spring 2021 season when Delaware tallied a 27-20 decision. The Wildcats eight-game winning streak against Delaware from 2012-19 is the longest by either team since the all-time series began in 1895. Villanova head coach Mark Ferrante is 5-1 in “Battle of the Blue” games.

### SERIES STUFF

◆ Villanova leads the all-time series with Delaware by a 33-22-1 margin and has won 15 of the last 17 meetings in the series. The teams first played each other in consecutive seasons in 1895 and 1896, then met just twice over the next 67 years. Beginning in 1964, there has been a Villanova-Delaware game in all but one year that the Wildcats have played a football season. The lone exception was 1985 when Villanova reinstated football following a four-year absence.

◆ The Wildcats all-time record of 33-22-1 in the series includes 17 home wins (17-12) and 16 road wins (16-10-1). Two of Villanova’s home games in the series were played at Subaru Park (formerly PPL Park and Talen Energy Stadium) which is the home of the MLS Philadelphia Union. Delaware tallied a 26-16 win there in 2011, while in 2013 the Wildcats rallied from a 22-point deficit in the final 8:01 to tally a memorable 35-34 victory.

### HISTORICALLY SPEAKING

◆ Delaware is the only opponent that Villanova has ever played more than 50 times. Entering this year’s edition of the all-time series the Wildcats have played more games (56) and tallied more wins (33) versus the Blue Hens than any other opponent it has ever faced. The second most common opponent in Villanova history is Boston College (45 games) and the second-highest win total against an opponent is 25 wins over Richmond.

◆ Villanova and Delaware enter today’s game with identical records of 8-2 overall and 6-1 in CAA Football action. It is the first time since 2006 when each team was 5-5 that they will face each other with the same record. That excludes 2015 when there was a rare early-season meeting and both squads were 1-1 on the year. Entering play on Saturday the Wildcats and Blue Hens – along with Richmond and UAlbany – are in a four-way tie for first place in the CAA standings.

◆ Villanova has won eight consecutive games at Delaware Stadium in a streak that began with a 28-27 victory to close out the 2006 season. The winning streak also includes games in Newark, Del. in 2008 (21-7), 2010 (28-21, ot), 2012 (41-10), 2014 (35-28), 2016 (41-10), 2018 (42-21) and 2021 (21-13).

## CAA FOOTBALL

Standings (Top 25)	CAA	Overall
<b>Villanova (10/15)</b>	<b>6-1</b>	<b>8-2</b>
Delaware (7/6)	6-1	8-2
UAlbany (12/23)	6-1	8-3
Richmond (rv/rv)	6-1	7-3
Elon	5-2	5-5
Rhode Island (/rv)	4-3	6-4
William & Mary (/rv)	4-3	6-4
Hampton	3-4	5-5
New Hampshire	3-4	5-5
Campbell	3-4	4-6
Monmouth	3-4	4-6
Towson	3-4	4-6
Maine	1-6	2-8
North Carolina A&T	0-7	1-9
Stony Brook	0-8	0-10
<b>TOTAL</b>		<b>73-77</b>

### WEEK 12 SCHEDULE

#### Saturday, November 18

<b>Villanova at Delaware (*)</b>	<b>1:00 PM</b>
Monmouth at UAlbany (*)	1:00 PM
Maine at New Hampshire (*)	1:00 PM
Hampton at Elon (*)	1:00 PM
Rhode Island at Towson (*)	1:00 PM
Campbell at North Carolina A&T (*)	1:00 PM
Richmond at William & Mary (*)	1:00 PM

### WEEK 11 RESULTS

#### Saturday, November 11

<b>Villanova 33, Towson 10 (*)</b>
Delaware 45, Campbell 7 (*)
Rhode Island 31, North Carolina A&T 24 (*)
UAlbany 38, Stony Brook 20 (*)
New Hampshire 31, Monmouth 24 (*)
Richmond 38, Elon 24 (*)
William & Mary 31, Hampton 10 (*)

### WEEK 11 AWARDS

#### Co-Offensive Players of the Week

Ja'Den McKenzie (Gr., RB)	Rhode Island
Dymere Miller (Sr., WR)	Monmouth

#### Defensive Player of the Week

Kevin Jarrell (Sr., LB)	William & Mary
-------------------------	----------------

#### Special Teams Players of the Week

Aaron Trusler (Sr., P)	Richmond
------------------------	----------

#### Rookie of the Week

Griffin Woodell (Fr., RB)	UAlbany
---------------------------	---------



# VILLANOVA FOOTBALL GAME NOTES

## TEAM COMPARISON

### TALE OF THE TAPE

Villanova	CATEGORY	Delaware
32.3	Scoring Offense	34.9
18.7	Scoring Defense	19.4
198	First Downs	233
153	First Downs Allowed	187
222.6	Rushing Yards/Game	160.2
107.6	Rushing Defense/Game	139.0
216.4	Passing Yards/Game	274.4
182.0	Passing Defense/Game	196.8
439.0	Total Offense/Game	434.6
289.6	Total Defense/Game	335.8
18.3	Kick Return Average	22.5
4.0	Punt Return Average	16.1
8-148-0	Interception Returns	12-240-3
56-433	Penalties-Yards	41-425
32:37	Time of Possession	29:23
46%	3rd Down Offense	45%
32%	3rd Down Defense	33%
50%	4th Down Offense	56%
47%	4th Down Defense	41%
74% (29-39)	Red Zone Offense	77% (34-44)
79% (22-28)	Red Zone Defense	79% (26-33)
18-8	Fumbles-Lost	14-7
-5	Turnover Margin	+4
88% (7-8)	Field Goals	64% (7-11)
98% (42-43)	PATs	91% (40-44)
21-149	Team Sacks	17-106
22-145	Sacks Allowed	26-192

### PASSING LEADERS

Villanova	CMP	ATT	INT	YDS	TD
Watkins	117	203	8	2111	17
TEAM	125	213	8	2164	17

Delaware	CMP	ATT	INT	YDS	TD
O'Connor	142	249	6	1860	17
Marker	40	60	2	651	3
TEAM	199	337	8	2744	21

### RUSHING LEADERS

Villanova	G	ATT	YDS	AVG	TD
Jackson	8	103	703	6.8	6
Barlee	9	84	538	6.4	4
Ayo-Durojaiye	10	78	416	5.3	7
TEAM	10	404	2226	5.5	26

Delaware	G	ATT	YDS	AVG	TD
Yarns	10	100	749	7.5	14
Camby	9	57	394	6.9	3
TEAM	10	350	1619	4.6	22

### RECEIVING LEADERS

Villanova	G	REC	YDS	AVG	TD
Pringle	10	32	892	27.9	8
Sanchez	10	24	587	24.5	5
TEAM	10	125	2164	17.3	17

Delaware	G	REC	YDS	AVG	TD
Townsend	10	36	550	15.3	3
Youngblood	10	25	375	15.0	6
TEAM	10	202	2771	13.7	21

### DEFENSIVE LEADERS

Villanova	TACK	TFL	SACK	INT	FF-FR
Bell	61	8.5-26	2-7	1-17	1-0
Hartzell	60	4-25	3-22	1-19	0-0
TEAM	587	60-246	21-149	8-148	4-3

Delaware	TACK	TFL	SACK	INT	FF-FR
Taylor	89	10-36	2.5-13	0-0	0-0
Trainer	53	5-8	1-3	1-56	0-0
TEAM	683	69-224	17-106	12-240	7-7

## VILLANOVA NOTES

### DOMINANT DEFENSE

◆ Last week's win over Towson featured another strong performance by the Villanova defense which limited the Tigers to just 45 offensive snaps, 211 total yards and 1-of-10 third down conversions. Those numbers are especially impressive considering that Towson recorded a 75-yard rushing touchdown late in the fourth quarter with the score already out of reach. Aside from that play, on the Tigers other 44 offensive snaps they were limited to an average of just 3.1 yards play. Towson's offense was on the field for only 18:58 and the Wildcats had a season-high 41:02 time of possession.

### VILLANOVA DEFENSE – CAA AND NATIONAL RANKINGS

Category	Statistic	FCS Rank	CAA Rank
Total Defense	289.6	6	1
First Downs Allowed	153	7	1
Scoring Defense	18.7	13	2
Third Down Pct. Defense	32.1	13	3
Rushing Defense	107.6	16	2

### PLAYERS TO WATCH

◆ The success of the Villanova defense has come as a result of an ensemble cast, with 10 different players making 25 or more tackles so far this season. Two players in particular have stood out for the Wildcats, especially in recent weeks.

◆ Senior linebacker **Brendan Bell** leads the team with 61 total tackles (40 solo, 21 assisted) and is tied for the team lead with 8.5 tackles for loss. In the win at New Hampshire two weeks ago, Bell had a career high 14 tackles to go along with the first interception and the first forced fumble of his career. He has been named the CAA Football Co-Defensive Player of the Week twice this season.

◆ Fifth year defensive lineman **Jake Reichwein** is in his first year with the Wildcats as a graduate transfer from Holy Cross. He leads Villanova with four sacks and nine quarterback hurries on the season while matching Bell with 8.5 tackles for loss. Reichwein has made 28 stops in all (18 solo, 10 assisted) and has both a pass breakup and a forced fumble.

### DON'T PASS THIS WAY

◆ Villanova held Towson to just 53 yards through the air on 10-of-21 passing last week. It was the third time this season that the Wildcats gave up fewer than 70 passing yards in a game. Villanova. The previous two low passing games were in successive games against North Carolina A&T (46 passing yards allowed) and Elon (64 yards allowed).

## CAA FOOTBALL ALL-TIME LEAGUE RECORDS

Team	Record	Pct.	Titles (Shared-Outright)	Last Title
Delaware	181-119	.603	10 (8-2)	2020
<b>Villanova</b>	<b>171-114</b>	<b>.600</b>	<b>7 (6-1)</b>	<b>2021</b>
New Hampshire	258-210-10	.550	14 (5-9)	2022
William & Mary	131-112	.539	5 (4-1)	2022
Richmond	149-151	.497	8 (7-1)	2015
Maine	221-254-7	.466	13 (8-5)	2018
Elon	34-40	.459	0 (0-0)	—
Campbell	3-4	.429	0 (0-0)	—
Towson	61-89	.407	2 (1-1)	2012
Stony Brook	34-50	.405	0 (0-0)	—
Monmouth	6-9	.400	0 (0-0)	—
UAlbany	28-55	.337	0 (0-0)	—
Rhode Island	156-323-7	.328	7 (5-2)	1985
Hampton	4-11	.267	0 (0-0)	—
North Carolina A&T	0-7	.000	0 (0-0)	—

*There are nine former members of the conference who are not listed here.*

# VILLANOVA FOOTBALL GAME NOTES

## VILLANOVA NOTES

### PASS IT TO PRINGLE

◆ Fifth year wide receiver **Rayjuon Pringle** is the only player in Villanova history to have four career receptions of 75 yards or longer. Three of his four 75+ yard catches have come this season alone, including a 79-yard touchdown reception against Towson last week.

◆ Pringle's career average of 19.9 yards per reception is the highest in school history, well ahead of the current school record of 18.6 yards per reception held by Mike Siani (1968-71). Through 10 games played this season Pringle is leading the country with an average of 27.9 yards per reception.

◆ Pringle has three games with over 150 receiving yards this season, including his five catches for 180 yards and two touchdowns against Towson last week. His three games with 150+ yards are one away from tying the single season school record of four such games held by Mike Siani (1970) and Brian Finneran (1996).

### RAYJUON PRINGLE – RANKING IN THE VILLANOVA RECORD BOOK

#### CAREER RANKINGS

- ◆ Receiving Yards – 2,444 (8th)
- ◆ Receiving Yards Per Game – 53.1 (10th)
- ◆ Receptions – 123 (18th)
- ◆ Receiving Touchdowns – 23 (7th)
- ◆ Yards Per Reception – 19.9 (1st)
- ◆ 100+ Yard Games – 10 (tie-3rd)

#### SINGLE SEASON RANKINGS (2023)

- ◆ Receiving Yards – 892 (10th)
- ◆ Receiving Yards Per Game – 89.2 (7th)
- ◆ Yards Per Reception – 27.9 (1st)
- ◆ 100+ Yards Games – 4 (tie-5th)

### BIG PLAY POTENTIAL

◆ In 21 career starts under center since the beginning of last season, fifth year quarterback **Connor Watkins** has recorded 30 completions for 40 yards or longer with an even split of 15 such passes last year and 15 this year. Watkins demonstrated his usual prowess in last week's win over Towson when he connected with fifth year wide receiver Rayjuon Pringle for touchdowns of 79 yards and 63 yards. Watkins leads the country this season in both passing yards per completion (18.04) and passing yards per attempt (10.4).

### CONNOR WATKINS IN THE CAA AND NATIONAL RANKINGS

Category	Statistic	FCS Rank	CAA Rank
Yards Per Completion	18.04	1	1
Yards Per Pass Attempt	10.4	1	1
Passing Efficiency	164.7	5	1
Points Responsible For	150	11	3

### CONNOR WATKINS TOP PASSING PLAYS BY THE NUMBERS

- ◆ Six career passes for 75+ yards (no previous Villanova quarterback had more than four)
- ◆ Ranks ninth in school history with 4,356 career passing yards
- ◆ 14-7 career record as a starter; made first career start in last year's season opener
- ◆ Set a record for the most passing yards by a Villanova quarterback in his first start (298)
- ◆ Surpassed 5,000 career yards of total offense in last week's win over Towson (5,079)
- ◆ 11 career completions of 40-49 yards
- ◆ 5 career completions of 50-59 yards
- ◆ 8 career completions of 60-69 yards
- ◆ 4 career completions of 70-79 yards
- ◆ 2 career completions of 80-89 yards

## NATIONAL RANKINGS

### STATS PERFORM FCS TOP 25 (November 13)

Rk	Team (1st)	Rec.	Pts.
1	South Dakota State (56)	10-0	1,400
2	Furman	9-1	1,309
3	Montana	9-1	1,301
4	Montana State	8-2	1,233
5	South Dakota	8-2	1,183
6	Idaho	7-3	1,042
7	<b>Delaware</b>	<b>8-2</b>	<b>1,029</b>
8	Sacramento State	7-3	957
9	North Dakota State	7-3	874
10	<b>Villanova</b>	<b>8-2</b>	<b>792</b>
11	Florida A&M	9-1	750
12	<b>UAlbany</b>	<b>8-3</b>	<b>690</b>
13	North Dakota	6-4	685
14	Western Carolina	7-3	601
15	Austin Peay	8-2	556
16	Southern Illinois	6-4	507
17	North Carolina Central	8-2	489
18	Chattanooga	7-3	481
19	UT Martin	8-2	475
20	UIW	7-2	464
21	Mercer	8-3	311
22	Northern Iowa	6-4	285
23	Harvard	8-1	168
24	Lafayette	8-2	142
25	Youngstown State	6-4	126

**Receiving Votes:** Central Arkansas 119, Tarleton State 80, **Richmond 77**, Nicholls 25, Holy Cross 21, Gardner-Webb 8, UC Davis 5, Drake 2

### AFCA FCS COACHES POLL (November 13)

Rk	Team (1st)	Rec.	Pts.
1	South Dakota State (26)	10-0	650
2	Furman	9-1	615
3	Montana	9-1	603
4	Montana State	8-2	563
5	South Dakota	8-2	529
6	<b>Delaware</b>	<b>8-2</b>	<b>491</b>
7	Florida A&M	9-1	446
8	Idaho	7-3	405
9	North Dakota State	7-3	396
10	Sacramento State	7-3	390
11	UIW	7-2	385
12	Austin Peay	8-2	364
13	UT Martin	8-2	333
14	North Carolina Central	8-2	285
15	<b>Villanova</b>	<b>8-2</b>	<b>277</b>
16	Chattanooga	7-3	244
17	North Dakota	6-4	227
18	Western Carolina	7-3	206
19	Harvard	8-1	195
20t	Central Arkansas	7-3	135
20t	Southern Illinois	6-4	135
22	Lafayette	8-2	133
23	<b>UAlbany</b>	<b>8-3</b>	<b>131</b>
24	Mercer	8-3	108
25	Holy Cross	6-4	40

**Receiving Votes:** Eastern Illinois 34, Northern Iowa 33, Tarleton State 29, Illinois State 23, Youngstown State 23, **William & Mary 9**, Nicholls 4, **Rhode Island 4**, UC Davis 4, **Richmond 1**

# VILLANOVA FOOTBALL GAME NOTES

## VILLANOVA RECORD BOOK

### CAREER RUSHING YARDS

1. Brian Westbrook	4,499	(725 carries)	1997-01
2. John Robertson	3,643	(684 carries)	2012-15
3. Kevin Monangai	3,167	(618 carries)	2011-14
4. Aaron Ball	2,916	(589 carries)	2007-10
5. Vince Thompson	2,533	(628 carries)	1975-78
6. Justin Covington	2,326	(377 carries)	2016-21
7. Aaron Forbes	2,304	(429 carries)	2015-18
8. Jalen Jackson	2,270	(372 carries)	2018—
9. Jeff Johnson	2,219	(513 carries)	1989-92
10. Martin Gibson	2,218	(418 carries)	2002-05
11. Terry Butler	2,191	(498 carries)	2001-04
12. DeeWil Barlee	2,167	(431 carries)	2019—
13. Curtis Sifford	2,161	(461 carries)	1994-97
14. Chris Whitney	2,160	(581 carries)	2007-10
15. Pat Kennedy	1,950	(375 carries)	1988-91
16. Ralph Pasquariello	1,850	(380 carries)	1946-49
17. Matt Szczur	1,803	(272 carries)	2007-10
18. Pat O'Brien	1,792	(538 carries)	1977-80
19. Anthony Cowsette	1,666	(366 carries)	1993-96
20. Gene Filipski	1,594	(274 carries)	1952-53
21. Kevin Mosley	1,591	(369 carries)	1990-93
22. TD Ayo-Durojaiye	1,577	(299 carries)	2019—

### CAREER RECEIVING YARDS

1. Brian Finneran	3,872	1994-97
2. Bob Brady	2,901	1986-89
3. Mike Siani	2,776	1969-71
4. Murle Sango	2,685	1998-01
5. Josh Dolbin	2,660	1994-97
6. Brian Westbrook	2,639	1997-01
7. Jaaron Hayek	2,581	2019—
8. Rayjuon Pringle	2,444	2019—
9. J.J. Outlaw	2,370	2002-05
10. John Dieser	2,210	2002-05

### SINGLE SEASON RECEIVING YARDS

1. Brian Finneran	1,389	1997
2. Mike Siani	1,328	1970
3. Brian Finneran	1,207	1996
4. Brian Westbrook	1,144	1998
5. Changa Hodge	1,118	2019
6. Murle Sango	1,064	1999
7. Poppy Livers	987	2014
8. Mike Siani	960	1971
9. Josh Dolbin	938	1997
10. Rayjuon Pringle	892	2023

### CAREER PASSING YARDS

1. Chris Boden	10,166	(868-1412)	1996-99
2. Brett Gordon	9,639	(833-1246)	1999-02
3. Kirk Schulz	9,496	(793-1,331)	1985-89
4. John Robertson	7,290	(561-875)	2011-15
5. Zach Bednarczyk	6,525	(528-850)	2015-18
6. Daniel Smith	6,518	(476-843)	2019-21
7. Chris Whitney	6,241	(541-833)	2007-10
8. Tom Colombo	5,825	(489-827)	1989-92
9. Connor Watkins	4,356	(259-454)	2019—
10. Clint Park	3,898	(314-589)	1995-96

## VILLANOVA NOTES

### VILLANOVA CAREER RUSHING LEADERS

#### JALEN JACKSON

- ◆ Career Yards — 2,270 (8th)
- ◆ Career Attempts — 372 (18th)
- ◆ Career Touchdowns — 23 (tie-9th)
- ◆ Career Yards Per Carry — 6.10 (4th)
- ◆ Single Season Yards Per Carry — 6.83 (5th)
- ◆ Career Yards Per Game — 52.8 (11th)

#### DEEWIL BARLEE

- ◆ Career Yards — 2,167 (12th)
- ◆ Career Attempts — 431 (11th)
- ◆ Career Yards Per Carry — 5.03 (22nd)
- ◆ Single Season Yards Per Carry — 6.40 (15th)

#### TD AYO-DUROJAIYE

- ◆ Career Yards — 1,577 (22nd)
- ◆ Career Attempts — 299 (24th)
- ◆ Career Touchdowns — 23 (tie-9th)
- ◆ Career Yards Per Carry — 5.27 (17th)

### MOVING THE STICKS

- ◆ Villanova leads CAA Football and ranks 14th nationally with a 45.8% conversion rate on third down. That figure improved last week when the Wildcats were 6-of-12 on third down in their win over Towson. Last week's performance continued a positive trend for Villanova dating back to the fourth game of the season. After converting just 24.2 percent (8-of-33) of their third downs in the first three games of the year, the Wildcats have gone 46-of-85 (54.1%) on third down over the past seven games.

### PLAYING THE BEST

- ◆ Villanova will play a nationally-ranked opponent for the second time this season when it meets No. 7 Delaware on Saturday's regular season finale. Prior to this week's contest the only other ranked foe on the Wildcats schedule was then-No. 17 Rhode Island in the CAA opener on September 23.

- ◆ Saturday's matchup between the eighth-ranked Blue Hens and No. 10 Villanova will be the first top-10 matchup the Wildcats are involved in since October 12, 2019 when Villanova was ranked No. 5 and played a road game at No. 2 James Madison.

- ◆ Villanova is 68-80 (.459) against nationally-ranked FCS competition since 1985 and has a record of 53-50 (.515) in Top 25 matchups when both the Wildcats and their opponent are ranked.

## VILLANOVA VERSUS FCS RANKED OPPONENTS

Villanova...	All-Time (since 1985)	Mark Ferrante Era	2023 Season
vs. Top 25	68-80 (.459)	10-10	1-0
vs. No. 1 Team	3-6 (.333)	0-1	0-0
vs. 1-5	18-13 (.581)	2-2	0-0
vs. 1-10	27-34 (.443)	2-6	0-0
vs. 11-15	14-15 (.483)	2-0	0-0
vs. 16-20	14-15 (.483)	4-1	1-0
vs. 21-25	13-16 (.448)	2-3	0-0
VU Ranked	53-50 (.515)	7-7	1-0
VU Unranked	15-30 (.333)	2-3	0-0
Home	42-29 (.592)	5-3	1-0
Away	25-51 (.329)	5-7	0-0
Conference	50-70 (.417)	7-9	1-0
Non-Conference	18-10 (.643)	3-1	0-0



# VILLANOVA FOOTBALL GAME NOTES

## VILLANOVA NOTES

### ON THE GROUND AND IN THE AIR

◆ For the first time this season and only the 36th time in school history, the Wildcats had both a 100+ yard rushing performance and a 100+ yard receiving performance in the same game at New Hampshire. Sixth year running back **Jalen Jackson** rushed for 145 yards on 19 carries against New Hampshire and fifth year wide receiver **Rayjuon Pringle** tallied four receptions for 104 yards. The last time Villanova had such a game was last season on October 22 against UAlbany when Pringle had 143 receiving yards and **TD Ayo-Durojaiye** rushed for 136 yards.

### MAKING BIG PLAYS

◆ Villanova has recorded 58 plays from scrimmage of 20 yards or longer this season. That total includes 37 pass plays for 20+ yards and 21 rushes for 20 yards or longer. It comes out to an average of 5.8 offensive plays per game which go for at least 20 yards. Of particular note, Villanova has 16 pass completions on the year for 40 yards or longer. The most recent of those came last week when fifth year quarterback **Connor Watkins** and fifth year wide receiver **Rayjuon Pringle** connected on touchdown plays of 79 yards and 63 yards against Towson.

### CENTURY MARK RECEIVERS

◆ For only the second time in school history Villanova had three players top 100 receiving yards in the same game during the October 28 win over Stony Brook. The trio of **Rayjuon Pringle**, **Jaylan Sanchez** and **Jaaron Hayek** all had over 100 yards as the Wildcats amassed 398 yards through the air in a 48-13 victory. Pringle had five catches for 196 yards and a touchdown, Sanchez made four catches for 103 yards and a score, and Hayek recorded five catches for 102 yards and two touchdowns. It was the 10th career game with over 100 yards for Hayek which is tied for the third most in school history.

◆ The only previous Villanova game in which three players topped 100 receiving yards was on November 18, 2000 in a 59-42 loss to Delaware. The trio of 100-yard receivers on that day included **Brian White** (126), **Brian Westbrook** (116) and **Steve Ward** (100).

### OVERTIME HISTORY (since 1985)

Year	Opponent	Result	Score
1988	at Boston University	Win	31-24
1989	Connecticut	Win 6OT	41-35
1994	Delaware	Loss	31-38
1995	James Madison	Loss	27-28
1998	Delaware	Win	34-31
1999	at Connecticut	Win 3OT	48-45
1999	Delaware	Win	51-45
2000	William & Mary	Loss	41-48
2001	James Madison	Win	45-44
2003	at Temple	Win 2OT	23-20
2007	Maine	Win	24-17
2007	at Massachusetts	Loss 4OT	24-32
2008	at Penn	Win	20-14
2010	at Delaware	Win	28-21
2014	at Syracuse	Loss 2OT	26-27
2017	at Albany	Loss	10-19
2019	at Towson	Win	52-45
2020	Rhode Island	Loss	37-40

### THE T-D STANDS FOR TOUCHDOWN

◆ Fifth year running back **TD Ayo-Durojaiye** accounted for the only offensive points of the game against Elon as he rushed for a career-high three touchdowns. Somewhat incredibly, Ayo-Durojaiye was only the Wildcats fourth-leading rusher in the game despite carrying the ball 11 times for 78 yards and the three scores. He tallied the first points of the game on his first offensive snap of the day when he scampered for a one-yard touchdown at the 9:24 mark of the first quarter. Less than four minutes later he broke away from midfield and galloped for a 50-yard coring run. The third touchdown was another one-yard play at 7:02 of the third quarter.

### TWO FOR 125

◆ The game against Elon was the 29th time in school history that Villanova had two or more players rush for 100 yards or more in a single game. However, it was only the third time ever that the Wildcats had two players rush for at least 125 yards in the same contest. Freshman running back **Isaiah Ragland** (126 yards) and fifth year quarterback **Connor Watkins** (125 yards) became the first Villanova teammates to rush for at least 125 yards in the same game since *Vince Thompson* (162) and *Pat O'Brien* (146) did so against West Virginia on October 29, 1977.

### FRESHMAN FEATS

◆ First year running back **Isaiah Ragland** is only the sixth true freshman in Villanova history to rush for at least 125 yards in a single game. The last to do it is his current teammate, fifth year running back **DeeWil Barlee**, who ran for 131 yards against Stony Brook during his freshman season in 2019.

### VILLANOVA TRUE FRESHMEN – 125+ RUSHING YARDS

October 20, 1946 – Joe Rogers vs. Georgetown (169)  
November 4, 1985 – Ron Sency vs. Navy JV (144)  
September 23, 1989 – Mike Jones vs. Columbia (125)  
September 16, 1995 – Todd Golemi vs. Delaware (137)  
September 30, 1995 – Todd Golemi vs. Buffalo (142)  
October 26, 2019 – DeeWil Barlee vs. Stony Brook (131)  
October 14, 2023 – Isaiah Ragland vs. Elon (126)

### ENTERING WITH EXPERIENCE

◆ Villanova has 19 players (out of 93) on its 2023 roster who are graduate students in their fifth or sixth years of playing college football. All 19 graduate students on the roster were listed as starters or reserves on the Wildcats depth chart to open the 2023 season.

◆ In all, the 93 players on the Villanova roster began the 2023 campaign with 1,173 career games played and 369 yards. The current tally for the players on the Wildcats roster is 1,494 career games played with 589 starts.



# VILLANOVA FOOTBALL GAME NOTES

## VILLANOVA NOTES

### RECORD-SETTING EFFICIENCY

◆ In the win over Colgate on September 9, fifth year quarterback **Connor Watkins** became the first player in Villanova history to throw for over 300 yards on fewer than 10 completions. Watkins was 8-of-11 through the air for 310 yards and two touchdowns while averaging an incredible 38.75 yards per completion in the 42-19 win.

◆ Watkins completed three passes of 60 yards or longer in the record-setting performance, with five of his passes going for 43 yards or longer. He threw a 67-yard touchdown pass to fifth year wide receiver **Rayjuon Pringle**, who also hauled in catches of 51 yard and 43 yards. Sophomore wide receiver **Jaylan Sanchez** recorded receptions of 68 yards and 60 yards.

◆ Prior to Watkins' performance versus Colgate the school record for fewest completions in a 300-yard game was more than double Villanova's eight pass completions against Colgate. During the 2019 season *Daniel Smith* threw for 378 yards on 17 completions (17-of-24, 378 yards, 5 TD) against Delaware.

◆ Watkins' average of 38.75 yards per completion in the Colgate game would have set the FCS record for a single game if he had enough completions to qualify for the NCAA minimum standard. The official record for an FCS game is 28.5 yards per completion (17 completions for 485 yards) by Kendrick Nord of Grambling against Alcorn on September 3, 1994.

### STATISTICAL ODDITY

◆ **Connor Watkins'** longest pass in the game against Colgate was for 75 yards, but Villanova's longest reception in the game was for 68 yards. Midway through the second quarter the Wildcats had a 3rd-and-11 play from their own 24-yard line. Watkins looked short right to sophomore receiver **Jaylan Sanchez**, who caught the pass but eventually fumbled at the Colgate 10-yard line after a gain of 66 yards. Fifth year receiver **Rayjuon Pringle** recovered the loose ball at the 8-yard line and kept the play alive until he was brought down at the 1-yard line. Sanchez was credited with 68 yards and Pringle with seven yards.

### PRESEASON HONORS

◆ Wide receiver **Jaaron Hayek** and offensive lineman **Michael Corbi** were each named to the CAA Football Preseason All-Conference Team in a preseason poll of league head coaches. Hayek was a first team All-CAA selection last year and Corbi was a second team pick.

◆ In addition to the two preseason all-conference honorees, safety **Jalen Goodman** and kicker **Matthew Mercurio** garnered honorable mention preseason honors.

# VILLANOVA FOOTBALL GAME NOTES

## VILLANOVA'S RECORD...

	2023	Ferrante
Overall .....	8-2	45-28
CAA Football .....	6-1	29-22
Non-Conference .....	2-1	16-6
Home .....	5-0	23-12
Road .....	3-2	22-16
Neutral .....	0-0	0-0
Current Streak .....	W5	W5
Home Streak .....	W5	W8
Road Streak .....	W2	W2

Day Games .....	7-1	34-24
Night Games .....	1-1	11-4
March .....	0-0	1-1
April .....	0-0	1-1
August .....	0-0	1-0
September .....	3-2	18-9
October .....	3-0	11-9
November .....	2-0	12-7
December .....	0-0	1-1
Ranked Teams .....	1-0	11-11
Unranked Teams .....	7-2	34-17
Overtime .....	0-0	1-2

### After 1st Quarter

Leading .....	7-0	37-7
Trailing .....	1-2	3-13
Tied .....	0-0	5-8

### Halftime

Leading .....	8-0	40-5
Trailing .....	0-2	5-21
Tied .....	0-0	0-2

### After 3rd Quarter

Leading .....	8-0	39-4
Trailing .....	0-2	5-21
Tied .....	0-0	1-3

### Scoring

Scoring First .....	8-1	39-10
Opp. Scores First .....	0-1	6-18
Scoring 0-9 .....	0-0	0-6
Scoring 10-19 .....	0-2	3-12
Scoring 20-29 .....	1-0	8-5
Scoring 30-39 .....	4-0	18-3
Scoring 40+ .....	3-0	16-2
Allowing 0-9 .....	2-0	13-0
Allowing 10-19 .....	5-0	18-4
Allowing 20-29 .....	0-0	10-8
Allowing 30-39 .....	1-1	3-9
Allowing 40+ .....	0-1	1-7

### Game Decided By

0-9 Points .....	0-0	13-12
10-19 Points .....	1-0	6-6
20+ Points .....	7-2	26-10

### Statistics

Outgain opp. ....	8-0	39-6
Outgained by opp. ....	0-2	6-22
VU 100-yard rusher .....	4-0	21-4
VU 100-yard receiver .....	5-0	20-10
VU 300-yard passer .....	2-0	5-4
Opp. 100-yard rusher .....	1-1	3-13
Opp. 100-yard receiver .....	1-1	9-11
Opp. 300-yard passer .....	0-1	6-7

### Turnovers

No turnovers .....	0-0	14-3
1-2 turnovers .....	8-1	26-18
3+ turnovers .....	0-1	5-7
No takeaways .....	3-2	4-9
1-2 takeaways .....	3-0	27-17
3+ takeaways .....	2-0	14-2
Win turnover margin .....	3-0	25-5
Lose turnover margin .....	3-1	7-15
Turnovers tied .....	2-0	13-5

## STATISTICAL RANKINGS

Team Stats	CAA	FCS	Stat
------------	-----	-----	------

<b>Offense</b>			
Passing Efficiency.....	1	6	162.85
3rd Down Pct. ....	1	14	45.8%
Rushing Offense .....	2	8	222.6
Total Offense .....	3	13	439.0
Scoring Offense .....	4	18	32.3
First Downs .....	8	47	198
Passing Offense .....	8	50	216.4
Sacks Allowed .....	8	72	2.20
4th Down Pct. ....	10	58	50.0%
Red Zone Offense.....	13	86	74.4%

### Defense

Total Defense .....	1	6	289.6
First Downs Allowed.....	1	7	153
Scoring Defense .....	2	13	18.7
Rushing Defense .....	2	16	107.6
Passing Def. Efficiency .....	2	24	117.61
Opp. 3rd Down Pct. ....	3	13	32.1%
Passing Defense.....	3	21	182.0
Opp. 4th Down Pct. ....	6	37	47.4%
Red Zone Defense .....	7	44	78.6%
Team Sacks .....	7	46	2.10

### Special Teams

Field Goal Pct. ....	tie-1	n/a	87.5%
PAT Percentage .....	4	n/a	97.7%
Net Punting.....	6	49	36.51
Kickoff Returns.....	10	81	18.29
Punt Return Defense.....	14	89	11.0
Punt Returns .....	14	106	4.0
Kickoff Ret. Def. ....	15	114	23.64

### Miscellaneous

Time of Possession .....	2	11	32:37
Penalty Yards/Game.....	2	21	43.3
Turnover Margin.....	11	89	-5

Player Stats*	CAA	FCS	Stat
---------------	-----	-----	------

<b>Jalen Jackson</b>			
Rushing Yards/Gm .....	3	20	87.9

### Rayjuon Pringle

Yards Per Reception.....	1	1	27.88
Receiving Touchdowns .....	2	7	8
Receiving Yards.....	2	10	892
Receiving Yards/Gm.....	2	11	89.2

### Jaylan Sanchez

Yards Per Reception.....	2	2	24.46
--------------------------	---	---	-------

### Connor Watkins

Yards Per Completion .....	1	1	18.04
Yards Per Attempt .....	1	1	10.40
Passing Efficiency.....	1	5	164.7
Points Responsible For .....	3	11	150
Points Responsible/Gm .....	3	12	15.0

*n/a Team stat not kept in FCS national stats*

*\* Players who rank in the top three in the CAA*

## WILDCATS IN THE NFL

### CURRENT NFL ROSTERS

Christian Benford, Bills

Ethan Greenidge, Falcons (*reserve/injured list*)

Tanoh Kpassagnon, Saints

### ALL-TIME NFL DRAFT PICKS

**Year.....Name.....Rd.....Team**

1936.....	Eddie Michaels .....	2	Bears
1938.....	John Mellus .....	7	Giants
1940.....	Andy Chisick .....	7	Cardinals
1943.....	George Smith .....	21	Cardinals
1943.....	Steve Pritko .....	28	Rams
1944.....	Val Jansante.....	10	Steelers
1944.....	Al Postus.....	20	Eagles
1947.....	Bob David .....	25	Rams
1949.....	Lou Ferry .....	3	Packers
1949.....	Ed Berrang.....	5	Redskins
1950.....	Ralph Pasquariello .....	1	Rams
1950.....	John Sandusky .....	2	Browns
1950.....	Steve Roomanik .....	3	Bears
1950.....	Dan Brown .....	11	Redskins
1951.....	Pete D'Alonzo .....	4	Lions
1953.....	Gene Filipski .....	7	Browns
1956.....	Don McComb.....	21	Giants
1957.....	Joe Ryan .....	25	Bears
1962.....	Frank Budd.....	7	Eagles
1962.....	Sam Gruneisen .....		Chargers
1963.....	Larry Glueck .....	3	Bears
1963.....	Billy Joe .....		Broncos
1965.....	Mike Strofolino .....	4	Rams
1965.....	Al Atkinson .....		Bills
1969.....	Rich Moore .....	1	Packers
1969.....	John Sodaski.....	9	Steelers
1970.....	Billy Walik .....	11	Eagles
1972.....	Mike Siani .....	1	Raiders
1972.....	John Babinecz.....	2	Cowboys
1972.....	Ernie Messmer .....	13	Steelers
1973.....	Kevin Reilly .....	7	Dolphins
1974.....	Joe Miller.....	11	Redskins
1974.....	John Givens .....	14	Falcons
1975.....	John Zimba .....	5	Browns
1976.....	Gary Shugrue.....	11	Lions
1976.....	Steve Ebbecke.....	13	Eagles
1977.....	John Mastronardo .....	10	Eagles
1981.....	Howie Long.....	2	Raiders
1981.....	David Martin.....	9	Lions
2002.....	Brian Westbrook .....	3	Eagles
2008.....	Matt Sherry .....	6	Bengals
2011.....	Ben Ijalana .....	2	Colts
2017.....	Tanoh Kpassagnon.....	2	Chiefs
2017.....	Brad Seaton .....	2	Titans
2022.....	Christian Benford .....	6	Bills

# VILLANOVA FOOTBALL GAME NOTES

## COMPLETE STUDENT-ATHLETES

### ACADEMIC HIGHLIGHTS

#### NCAA ACADEMIC DATA

■ Each year the NCAA recognizes programs that have a multi-year Academic Progress Rate (APR) score that ranks within the top 10 percent of their sport nationwide. Villanova has earned this award nine times in the 17-year history of the APR program.

■ In the most recent APR data released in May 2023 the football program's multi-year APR score of 974 was 12 points above the national average for FCS programs.

■ New data on the NCAA Graduation Success Rate (GSR) was released in November 2022 and Villanova led all CAA Football schools with a new program record 96 percent GSR.

#### ACADEMIC ALL-AMERICANS

■ One of the highest honors that a student-athlete can achieve is to be named an Academic All-American, an award which encompasses both academic achievement as well as contributions on the field. Villanova has had 12 football student-athletes earn a total of 14 Academic All-America honors over the years.

#### CAA TEAM ACADEMIC EXCELLENCE

■ Villanova was the winner of the CAA Football Team Academic Excellence Award for both the 2016-17 and the 2017-18 school years. The award is presented at the end of each academic year to the conference school with the highest team GPA.

#### CAA SCHOLAR-ATHLETE OF THE YEAR

■ Villanova has had five student-athletes be named the CAA Football Scholar-Athlete of the Year. Nominees for the award must have attained senior standing academically and have a cumulative GPA of 3.0 or higher.

#### CAA ACADEMIC HONOR ROLL

■ Student-athletes with a semester GPA of 3.0 or higher are named to the CAA Commissioner's Academic Honor Roll. Villanova had 62 honorees for the Fall 2022 semester and 63 student-athletes achieve this distinction for the Spring 2023 term.

#### ACADEMIC ALL-AREA TEAMS

■ In conjunction with the *Philadelphia Inquirer*, the sports information directors at the colleges and universities in the Philadelphia area (PhillySIDA) name an Academic All-Area team and a football Performer of the Year each season. In the 16 years of the Academic All-Area program, which started with the 2005-06 academic year, the football team has had a total of 56 selections to the Academic All-Area Team. In addition, the Wildcats have had five Performers of the Year.

#### NCAA PUBLIC RECOGNITION AWARD

- 2004-05
- 2005-06
- 2006-07
- 2007-08
- 2008-09
- 2014-15
- 2015-16
- 2016-17
- 2017-18

#### ACADEMIC ALL-AMERICANS

- |                    |            |
|--------------------|------------|
| ■ David Graziano   | 1975, 1976 |
| ■ Ron Sency        | 1987       |
| ■ Rich Spugnardi   | 1987       |
| ■ Bob Brady        | 1988       |
| ■ Peter Lombardi   | 1988       |
| ■ Scott Rushton    | 1988       |
| ■ Kevin Martchek   | 1990       |
| ■ Tim Matas        | 1992       |
| ■ Gregg Ziegler    | 1994       |
| ■ Deon Jackson     | 1996       |
| ■ Raymond Ventrone | 2003       |
| ■ Don Cherry       | 2014, 2015 |

#### CAA ACADEMIC EXCELLENCE AWARD

- |             |         |
|-------------|---------|
| ■ Villanova | 2016-17 |
| ■ Villanova | 2017-18 |

#### CAA SCHOLAR-ATHLETE OF THE YEAR

- |                 |         |
|-----------------|---------|
| ■ Matt Sherry   | 2007-08 |
| ■ Osayi Osunde  | 2009-10 |
| ■ Don Cherry    | 2014-15 |
| ■ Jake Prus     | 2015-16 |
| ■ Colin Gamroth | 2021-22 |

#### ACADEMIC HONOR ROLL SELECTIONS\*

- |                    |    |
|--------------------|----|
| ■ 1988-89          | 5  |
| ■ 1989-90          | 9  |
| ■ 1990-91          | 6  |
| ■ 1992-93          | 4  |
| ■ 1993-94          | 8  |
| ■ 1994-95          | 14 |
| ■ 1995-96          | 7  |
| ■ 1996-97          | 6  |
| ■ 1997-98          | 1  |
| ■ 1998-99          | 7  |
| ■ 1999-00          | 4  |
| ■ 2000-01          | 5  |
| ■ 2001-02          | 5  |
| ■ 2002-03          | 13 |
| ■ 2003-04          | 10 |
| ■ 2004-05          | 9  |
| ■ 2005-06          | 10 |
| ■ 2006-07          | 9  |
| ■ 2007-08          | 11 |
| ■ 2008-09          | 7  |
| ■ 2009-10          | 7  |
| ■ 2010-11          | 8  |
| ■ 2011-12          | 12 |
| ■ 2012-13          | 11 |
| ■ 2013-14          | 16 |
| ■ 2014-15          | 20 |
| ■ 2015-16          | 42 |
| ■ 2016-17          | 42 |
| ■ 2017-18          | 46 |
| ■ 2018-19 (Fall)   | 41 |
| ■ 2018-19 (Spring) | 38 |
| ■ 2019-20 (Fall)   | 45 |
| ■ 2019-20 (Spring) | 52 |
| ■ 2020-21 (Fall)   | 43 |
| ■ 2020-21 (Spring) | 51 |
| ■ 2021-22 (Fall)   | 55 |
| ■ 2021-22 (Spring) | 48 |
| ■ 2022-23 (Fall)   | 62 |
| ■ 2022-23 (Spring) | 63 |

\* Criteria for this award has periodically changed over the years.

#### ACADEMIC ALL-AREA PERFORMERS OF THE YEAR

- |                 |         |
|-----------------|---------|
| ■ Brian Hulea   | 2005-06 |
| ■ Matt Sherry   | 2007-08 |
| ■ Osayi Osunde  | 2009-10 |
| ■ Chris Whitney | 2010-11 |
| ■ Forrest Rhyne | 2021-22 |

#### ACADEMIC ALL-AREA SELECTIONS

- |                    |         |
|--------------------|---------|
| ■ Brian Hulea      | 2005-06 |
| ■ Adam James       | 2005-06 |
| ■ Frank Jankowski  | 2005-06 |
| ■ Allyn Bacchus    | 2006-07 |
| ■ Idriz Bauta      | 2007-08 |
| ■ Osayi Osunde     | 2007-08 |
| ■ Matt Sherry      | 2007-08 |
| ■ Angelo Babbaro   | 2008-09 |
| ■ Idriz Bauta      | 2008-09 |
| ■ Osayi Osunde     | 2008-09 |
| ■ Chris Whitney    | 2008-09 |
| ■ Angelo Babbaro   | 2009-10 |
| ■ Osayi Osunde     | 2009-10 |
| ■ Chris Whitney    | 2009-10 |
| ■ Angelo Babbaro   | 2010-11 |
| ■ Chris Whitney    | 2010-11 |
| ■ Josh Bucci       | 2011-12 |
| ■ Craig James      | 2011-12 |
| ■ Nick Yako        | 2011-12 |
| ■ Josh Bucci       | 2012-13 |
| ■ Bill Vogel       | 2012-13 |
| ■ Don Cherry       | 2013-14 |
| ■ Kevin Gulyas     | 2013-14 |
| ■ Cameron McCurry  | 2013-14 |
| ■ Bill Vogel       | 2013-14 |
| ■ Don Cherry       | 2014-15 |
| ■ Kevin Gulyas     | 2014-15 |
| ■ Ross Hall        | 2014-15 |
| ■ Cameron McCurry  | 2014-15 |
| ■ Jake Prus        | 2014-15 |
| ■ Don Cherry       | 2015-16 |
| ■ Kevin Gulyas     | 2015-16 |
| ■ Tanoh Kpassagnon | 2015-16 |
| ■ Jake Prus        | 2015-16 |
| ■ Ryan Bell        | 2016-17 |
| ■ Tanoh Kpassagnon | 2016-17 |
| ■ Rob Rolle        | 2016-17 |
| ■ Matt Donoghue    | 2017-18 |
| ■ John Hinch       | 2017-18 |
| ■ Ricky Young      | 2017-18 |
| ■ Keeling Hunter   | 2018-19 |
| ■ Drew Kresge      | 2018-19 |
| ■ Chucky Smith     | 2018-19 |
| ■ Jeff Steeb       | 2018-19 |
| ■ Colin Gamroth    | 2019-20 |
| ■ Paul Grattan     | 2019-20 |
| ■ Forrest Rhyne    | 2019-20 |
| ■ Chucky Smith     | 2019-20 |
| ■ Cole Bunce       | 2021-22 |
| ■ Justin Covington | 2021-22 |
| ■ Malik Fisher     | 2021-22 |
| ■ Colin Gamroth    | 2021-22 |
| ■ Jaaron Hayek     | 2021-22 |
| ■ Forrest Rhyne    | 2021-22 |
| ■ Michael Corbi    | 2022-23 |
| ■ Jaaron Hayek     | 2022-23 |



# VILLANOVA FOOTBALL GAME NOTES

## VILLANOVA HEAD COACH MARK FERRANTE



Mark Ferrante is in his seventh season as the Villanova head coach in 2023 and he begins the season with a career record of 37-26 (.587), including 23 regular season CAA Football wins. He is in his 37th year overall with the Wildcats and previously spent 30 years as an assistant coach (1987-2016) on Andy Talley's staff. To date, Ferrante has been a part of 254 victories and all 14 of Villanova's FCS playoff appearances during his time on campus.

Ferrante was named the CAA Football Coach of the Year in 2021 and he has mentored four conference major award winners during his first six seasons as head coach. The honorees include two student-athletes who won the league's prestigious Chuck Boone Leadership and Excellence Award – Chucky Smith (2019) and Justin Covington (2020) – while a

pair of defensive standouts have been named the CAA Football Defensive Player of the Year (Forrest Rhyne; 2021) and the league's Defensive Rookie of the Year (Christian Benford; 2018). Rhyne and Benford have each gone on to play in the NFL. Villanova has earned a total of 42 CAA Football All-Conference selections during Ferrante's head coaching tenure, including 13 first team picks.

Outside of football the Wildcats student-athletes have continually excelled in their academic pursuits under Ferrante's watch. During the 2022-23 academic year, Villanova had 62 selections to the CAA Commissioner's Academic Honor Roll during the Fall semester and 63 honorees on the Spring semester Honor Roll. There were also 51 student-athletes named to the Athletic Director's Honor Roll during the Fall and 53 selections for the Spring semester. Since Ferrante became head coach, the Wildcats have had a total of 544 CAA honor roll selections and 465 honorees on the Athletic Director's Honor Roll.

Each year the NCAA releases academic data for each Division I sport program's Academic Progress Rate (APR) and NCAA Graduation Success Rate (GSR). In the latest GSR data released in November 2022, the football program set a new record and topped all CAA schools with a 96 percent success rate. New APR data released in May 2023 showed Villanova with a multi-year score (.974) that is 12 points above the national average for FCS football programs.

Ferrante and his Wildcats will enter the 2023 campaign on a high note after late heroics in the 2022 finale against Delaware led the team to its eighth winning record in the last 10 full seasons played. Villanova defeated the rival Blue Hens in the annual "Battle of the Blue" game to finish the season with a 6-5 overall record and a 4-4 mark in CAAA games. Wide receiver Jaaron Hayek was named to the CAA Football First Team Offense and was one of four All-CAA selections for the 2022 campaign.

The 2021 season was a breakthrough year for the Wildcats and Ferrante was the AFCA FCS Region 1 Coach of the Year, an honor which made him a finalist for National Coach of the Year consideration. Villanova posted a 10-3 record in 2021 and won a share of the CAA Football title while securing the league's automatic bid to the FCS playoffs. It is the second straight full season (2019, 2021) in which Ferrante guided the Wildcats to postseason play.

Villanova hosted two playoff games in 2021 and advanced to the quarterfinal round of the Division I Football Championship to finish the year ranked in the top-10 nationally (No. 8) in both FCS national polls for the first time since 2014. The Wildcats tallied their seventh season in program history with at least 10 wins and achieved success by playing – and beating – some of the top FCS teams in the nation. Villanova's 10-3 record included four victories over Top 25 opponents, including No. 3 James Madison, No. 18 Rhode Island, No. 21 Richmond and No. 24 Holy Cross. Ferrante led the Wildcats to a 7-1 record against a challenging CAA Football schedule to mark the fifth season since 1988 in which the team had no more than one loss in conference play.

There was star power in all facets of the game for Villanova during the 2021 season, with Ferrante coaching 11 players who had an opportunity to continue their football careers beyond the college ranks. The group included cornerback Christian Benford who was a sixth round draft pick of the Buffalo Bills. Fellow corner Denzel Williams signed a free agent contract with the Baltimore Ravens and linebacker Forrest Rhyne was inked to a free agent contract by the Indianapolis Colts. Benford and Rhyne were consensus first team All-Americans in 2021, while offensive lineman Michael Corbi was also a 2021 All-America selection and was one of 13 Wildcats who were named to the CAA Football All-Conference teams.

### FERRANTE YEAR BY YEAR

AS HEAD COACH			
Year	School	Record	Conference
2017	Villanova	5-6	3-5
2018	Villanova	5-6	2-6
2019	Villanova	9-4	5-3
2020	Villanova	2-2	2-2
2021	Villanova	10-3	7-1
2022	Villanova	6-5	4-4
2023	Villanova	6-2	4-1
<b>Total</b>	<b>7 Seasons</b>	<b>45-28</b>	<b>29-22</b>

### AS ASSISTANT COACH

Year	School	Record	Postseason
1983	St. Lawrence	5-3-1	
1984	Wagner	6-4	
1985	Lafayette	6-5	
1986	Lafayette	6-5	
1987	Villanova	6-4	
1988	Villanova	5-5-1	
1989	Villanova	8-4	FCS First Round
1990	Villanova	6-5	
1991	Villanova	10-2	FCS First Round
1992	Villanova	9-3	FCS First Round
1993	Villanova	3-8	
1994	Villanova	5-6	
1995	Villanova	3-8	
1996	Villanova	8-4	FCS First Round
1997	Villanova	12-1	FCS Quarterfinals
1998	Villanova	6-5	
1999	Villanova	7-4	
2000	Villanova	5-6	
2001	Villanova	8-3	
2002	Villanova	11-4	FCS Semifinals
2003	Villanova	7-4	
2004	Villanova	6-5	
2005	Villanova	4-7	
2006	Villanova	6-5	
2007	Villanova	7-4	
2008	Villanova	10-3	FCS Quarterfinals
2009	Villanova	14-1	FCS Champions
2010	Villanova	9-5	FCS Semifinals
2011	Villanova	2-9	
2012	Villanova	8-4	FCS First Round
2013	Villanova	6-5	
2014	Villanova	11-3	FCS Quarterfinals
2015	Villanova	6-5	
2016	Villanova	9-4	FCS First Round

### FERRANTE RECORD BY OPPONENT

Opponent	Record	Last Meeting
Army West Point	0-1	2022 (L, 10-49)
Bucknell	3-0	2021 (W, 55-3)
Colgate	2-0	2023 (W, 42-19)
Delaware	5-1	2023 (W, 29-26)
Elon	2-1	2023 (W, 21-0)
Hampton	1-0	2022 (W, 24-10)
Holy Cross	1-0	2021 (W, 21-16)
James Madison	1-3	2021 (W, 28-27)
Lafayette	1-0	2017 (W, 59-0)
Lehigh	6-0	2023 (W, 38-10)
LIU	2-0	2022 (W, 38-21)
Maine	4-1	2022 (W, 45-20)
Monmouth	0-1	2022 (L, 42-49)
New Hampshire	1-2	2023 (W, 45-33)
North Carolina A&T	1-0	2023 (W, 37-14)
Penn State	0-1	2021 (L, 17-38)
Rhode Island	2-2	2023 (W, 35-9)
Richmond	3-2	2022 (L, 10-20)
South Dakota State	0-1	2021 (L, 21-35)
Southeastern Louisiana	0-1	2019 (L, 44-45)
Stony Brook	3-2	2023 (W, 48-13)
Temple	1-1	2018 (W, 19-17)
Towson	3-2	2023 (W, 33-10)
UAlbany	2-2	2023 (L, 10-31)
UCF	0-1	2023 (L, 14-48)
William & Mary	1-3	2022 (L, 12-45)

# VILLANOVA FOOTBALL GAME NOTES

## MARK FERRANTE / VILLANOVA COACHING STAFF

Ferrante and the Wildcats made the most out of the opportunity to play four games in a shortened Spring 2021 season and use the experience gained from those games moving forward. The spring games were officially recognized as the 2020 season and Villanova tallied a 2-2 record in four contests against CAA foes, including road wins over Stony Brook and Maine. The abbreviated season had its share of highlights, with eight players chosen for the CAA Football All-Conference teams. Corbi, Rhyne and defensive lineman Malik Fisher were each named first team All-CAA selections.

Villanova came off a 2019 season in which it was ranked as high as No. 5 in the nation. Ferrante guided the Wildcats to a 9-4 record and the program's seventh FCS playoff berth in the previous 12 years in 2019. After being picked to finish ninth in CAA Football before the season the team raced out of the gates with a 6-0 record, including a 3-0 mark in league play by the midpoint of the season. Villanova had 10 players earn All-CAA accolades, including a trio of first team selections in Rhyne, offensive lineman Paul Grattan and punter Nathan Fondacaro.

Eight players have signed NFL free agent contracts since Ferrante became head coach, with the aforementioned Rhyne and Williams joining offensive tackle Brandon Hitner (LA Rams); safety Rob Rolle (Miami Dolphins); offensive lineman Ethan Greenidge (New Orleans Saints); defensive back Trey Johnson (Pittsburgh Steelers); defensive back Malik Reaves (Kansas City Chiefs); and linebacker Ed Shockley (Dallas Cowboys).

Ferrante leads one of the nation's elite FCS programs after playing an instrumental role in the Wildcats rise to national prominence. He has been a part of the coaching staff for all 14 of Villanova's appearances in the FCS playoffs, including the 2009 national championship season and a 2010 semifinal appearance while serving as the Assistant Head Coach on Andy Talley's staff. Ferrante has been a part of Villanova teams that have won seven CAA titles, three Lambert Meadowlands Cups and three ECAC Team of the Year awards.

Ferrante's success during his years as an assistant coach were recognized by others outside the Villanova program. At the end of the 2015 season he was named the FCS Assistant Coach of the Year by the American Football Coaches Association (AFCA). This award was first presented in 1997 and was created to honor assistant coaches who excel in community service, commitment to student-athletes and on-field coaching success. Ferrante was involved in all aspects of the

Villanova program during his time as an assistant on Andy Talley's staff. On the field he coached the offensive line for 27 seasons and developed a unit that was perennially one of the best in CAA Football. Over the years he coached three All-Americans, 11 All-East performers and 15 first team all-conference selections. The offensive line had 17 All-CAA selections in a nine-year span, including three-time first team honoree Ben Ijalana along with first team selections Brant Clouser (2010), Dan Shirey (2011) and Vince Kowalski (2014).

Two of Ferrante's players went on to be selected in the NFL Draft. Ijalana was a second round selection by the Indianapolis Colts in 2011 and Brad Seaton was picked in the seventh round by the Tennessee Titans in 2017. Ijalana was a two-time All-American (2009, 2010) and a three-time first team All-CAA selection during his collegiate career. Villanova reached the FCS playoffs in each of his last three seasons on the team, winning the 2009 national title and advancing to the semifinal round a year later. Seaton was a second team CAA Football All-Conference selection in 2016 when the offensive line enabled the Wildcats to average 206.3 rushing yards and 378.7 yards of total offense per game. Villanova ranked third in the CAA and 24th nationally in rushing offense in addition to ranking fourth in the league in total offense and fifth with a scoring average of 24.4 points per game.

The other All-Americans Ferrante mentored are Eamonn Allen (2001) and Bryan Russo (1989). Allen earned first team Associated Press All-America recognition in 2001 and was also a first team All-East and first team All-Atlantic 10 selection. Russo was chosen as an All-American by the Sports Network and the American Football Coaches Association as a senior in 1989 when he was also a first team all-conference and an All-ECAC selection. He was inducted to Villanova's Varsity Club Hall of Fame in 2007.

Ferrante was a standout collegiate performer in his own right prior to joining the football coaching ranks. He was the quarterback for Andy Talley at St. Lawrence where he was named the 1982 Division III Player of the Year to go along with first team All-East honors. Ferrante directed the offense for a St. Lawrence team that went 10-1 during the 1982 season and reached the national semifinals in the playoffs.


Ferrante and his wife, Georgea, reside in Phoenixville, Pa. The couple has a son, Jimmy, who earned his undergraduate degree from Villanova in 2018.



**Mark Ferrante**  
Head Coach



**Chris Boden**  
Offensive Coordinator  
Quarterbacks



**Ross Penny Packer**  
Defensive Coordinator  
Defensive Line



**Sean Devine**  
Offensive Run Game Coord.  
Offensive Line



**David Riede**  
Recruiting Coordinator  
Linebackers



**Nate Pagan**  
Wide Receivers




**Matt Colangelo**  
Special Teams Coord.  
Safeties




**Josh Fletcher**  
Running Backs



**Dustin Johnson**  
Cornerbacks



**Lachlan Kline**  
Offensive Assistant  
Tight Ends




**Ricky Venuto**  
Defensive Assistant



**TJ Landis**  
Coord. of Video Ops. &  
Administrative Services



**Tyler Waite**  
Athletic Trainer



**Mike Tucker**  
Strength & Conditioning



# VILLANOVA FOOTBALL GAME NOTES

## NUMERICAL ROSTER

No.	Name	Pos.	Cl.	Ht.	Wt.	Hometown	No.	Name	Pos.	Cl.	Ht.	Wt.	Hometown
0	Isas Waxter	DB	Sr.	6-2	215	Newark, N.J.	46	Adam Vanino	LS	Sr.	5-11	230	West Lawn, Pa.
1	TD Ayo-Durojaiye	RB	5th	5-11	210	Damascus, Md.	47	Dane Fidler	DB	Fr.	6-0	180	Garden City, Idaho
2	Jalen Jackson	RB	6th	5-9	220	Richmond, Va.	48	Chris Dobrydney	WR	So.	5-10	190	Fairfax, Va.
3	Elijah Glover	DB	5th	6-1	205	Pleasantville, N.J.	49	Julian Glantz	RB	So.	6-1	210	Scarsdale, N.Y.
4	Jalen Goodman	DB	5th	6-0	200	Narberth, Pa.	51	Dale Law	LB	So.	6-1	230	West Chester, Pa.
4	Connor Watkins	QB	5th	6-3	225	Williamsport, Pa.	52	Chandon Pierre	DL	5th	6-2	270	Reno, Nev.
5	Kshawnn Schulters	DB	Sr.	6-1	190	Roselle, N.J.	53	Jason Hall	LB	Fr.	6-2	215	Fall River, Mass.
6	Devon Marshall	DB	So.	6-0	200	Boston, Mass.	55	Jake Reichwein	DL	5th	6-3	265	Doylestown, Pa.
7	Tyrell Mims	DB	Sr.	5-10	190	Philadelphia, Pa.	56	Christian Caballero	LB	Fr.	6-2	220	Niceville, Fla.
8	James Mott	QB	5th	6-0	195	Laguna Beach, Calif.	58	Ben Wheless	LS	Jr.	5-11	220	Raleigh, N.C.
9	Ty Trinh	DB	Sr.	6-0	210	Owings Mills, Md.	61	Dan McManus	OL	So.	6-4	265	Havertown, Pa.
10	JR Strauss	LB	R-Fr.	6-3	225	Reading, Pa.	62	RJ Reyes	OL	Fr.	6-5	285	Weston, Fla.
11	Jaaron Hayek	WR	5th	6-1	200	Wayne, N.J.	63	Quin Whalen	OL	So.	6-4	290	Chalfont, Pa.
12	Tanner Maddocks	Qb	R-Fr.	6-1	190	Reading, Pa.	65	Ian Erickson	OL	So.	6-6	315	Atlanta, Ga.
13	Ethan Carr	WR	So.	6-2	205	Harrison City, Pa.	66	Tyler Langin	DL	Fr.	6-3	260	Houston, Texas
14	Robert Russo	QB	Fr.	6-3	205	Millsboro, Del.	67	Kyle Fay	OL	Fr.	6-6	285	Cranford, N.J.
15	Kenyon Miles	WR	Fr.	6-2	175	Huntington Station, N.Y.	69	Jake Picard	OL	Jr.	6-4	305	Hope, R.I.
16	Jack Ryder	QB	So.	6-2	190	Media, Pa.	70	Wyatt Hummel	OL	5th	6-6	315	Dallas, Texas
17	Irene Ngabonziza	WR	So.	5-9	185	Fort Worth, Texas	72	Jaden Rolling	OL	5th	6-5	320	Brooklyn, N.Y.
18	Justin Marcus	TE	5th	6-5	245	Morganville, N.J.	73	Michael Corbi	OL	6th	6-3	335	Annapolis, Md.
19	Rayjuon Pringle	WR	5th	5-9	195	Woodbridge, Va.	74	Temí Ajírotutú	OL	Sr.	6-5	310	Queens, N.Y.
21	Eli Smith	RB	So.	6-0	215	Houston, Texas	75	Stephane Voltaire	OL	So.	6-5	315	Marion, Mass.
22	Jon Wyatt	DB	R-Fr.	6-2	195	Somerset, N.J.	76	Chris McCullers	OL	Fr.	6-3	280	Round Hill, Va.
23	Josh Oluremi	DB	R-Fr.	6-3	200	Avenel, N.J.	77	Erik Bockisch	OL	So.	6-4	290	Wiesengrund, Germany
24	Isaiah Ragland	RB	Fr.	5-9	195	Alexandria, Va.	78	Tommy Broderick	OL	Fr.	6-5	295	Alpharetta, Ga.
25	Christian Sapp	DB	So.	6-0	190	East Stroudsburg, Pa.	79	Nick Torres	OL	6th	6-6	320	Whitestone, N.Y.
26	Jayvont Williams	DB	Fr.	6-1	180	Fort Worth, Texas	80	Nathaniel Hill	WR	R-Fr.	6-3	210	Dallas, Texas
27	Danny Abraham	LB	6th	5-11	225	Randolph, Mass.	81	Mitchell Bothwell	TE	Jr.	6-5	240	Fort Worth, Texas
28	DeeWil Barlee	RB	5th	5-8	205	Upper Darby, Pa.	82	Jaylan Sanchez	WR	So.	6-0	200	North Bergen, N.J.
29	Derek Marrero	DB	So.	5-10	190	New Windsor, N.Y.	83	Luke Daly	WR	So.	6-1	185	Rye, N.Y.
30	Ja'briel Mace	RB	Fr.	5-9	175	Somers Point, N.J.	84	Daniel Lopes	WR	So.	6-2	210	Cheshire, Conn.
31	Shane Hartzell	LB	So.	6-0	225	Perkasie, Pa.	85	Nolan Clayton	TE	Fr.	6-5	240	King of Prussia, Pa.
32	Jake Green	DL	Sr.	6-0	285	Ashland, Pa.	86	Tim Brown	WR	Sr.	5-10	185	Philadelphia, Pa.
33	Turner Inge	LB	R-Fr.	6-1	210	Williamstown, N.J.	87	Ryan Sorge	WR	Fr.	6-3	200	Warrington, Pa.
34	Ethan Potter	DB	Sr.	5-11	205	Chesapeake City, Md.	88	Antonio Johnson	TE	So.	6-4	255	Fort Lauderdale, Fla.
35	Brendan Bell	LB	Sr.	6-2	230	Basking Ridge, N.J.	89	James Welde	TE	Jr.	6-4	240	Havertown, Pa.
36	Isaiah Wright	RB	So.	5-8	190	Douglassville, Pa.	90	Sebastian Smith	K	So.	5-10	180	Bellingham, Wash.
37	Zahmir Dawud	DB	Fr.	6-0	175	North Brunswick, N.J.	91	Ayden Howard	DL	Jr.	6-2	290	McKinney, Texas
38	John Rhodan	DB	Sr.	6-0	190	Elkton, Md.	92	Nigel McSween	DL	Fr.	6-4	250	Newark, N.J.
39	Matthew Mercurio	K	6th	6-1	195	Salinas, Calif.	93	Capri Martin	DL	Fr.	6-2	255	Bridgeport, Conn.
40	Colin Kennedy	LB	So.	6-2	225	Fair Haven, N.J.	94	Ivan Murray	DL	Fr.	6-3	265	Paulsboro, N.J.
41	Garrett Rogan	DB	So.	6-2	190	Mercer Island, Wash.	95	Mike Kennedy	DL	R-Fr.	6-1	290	Greenville, S.C.
42	Timmy Furgeson	LB	Sr.	6-2	225	Gaithersburg, Md.	96	Nathan Fondacaro	P	Sr.	5-10	190	Sewell, N.J.
43	Nino Betances	DB	So.	5-10	180	Brooklyn, N.Y.	97	Daniel Mueller	P	R-Fr.	5-10	195	Ephrata, Pa.
44	Richie Kimmel	LB	Jr.	6-1	230	Holmes, Pa.	98	Obinna Nwobodo	DL	Jr.	6-3	310	Wilmington, Del.
45	Jordan Nelson	LB	Jr.	6-2	225	Palmerton, Pa.	99	Camden Gagnon	DL	5th	6-4	270	Goffstown, N.H.

## PRONUNCIATION GUIDE

0	Isas Waxter	ice-iss (goes by ice) waxter (rhymes with baxter)	48	Chris Dobrydney	da-brid-nee
1	TD Ayo-Durojaiye	I-O dur-o-zj-I-ay	52	Chandon Pierre	CHAN-don
5	Kshawnn Schulters	K-Shawnn shull-ters	55	Jake Reichwein	RIKE-wine
9	Ty Trinh	trinn	58	Ben Wheless	wheel-iss
11	Jaaron Hayek	jare-inn / hay-ick	69	Jake Picard	pa-card
12	Tanner Maddocks	mad-ocks	70	Wyatt Hummel	why-it
17	Irene Ngabonziza	i-ruh-nay gob-on-zee-zuh	73	Michael Corbi	core-B
19	Rayjuon Pringle	ray-zjahn	74	Temí Ajírotutú	tem-ee ah-joro-too-too
30	Ja'briel Mace	ja-breel	75	Stephane Voltaire	ste-fon vole-tare
37	Zahmir Dawud	da-woo	87	Ryan Sorge	sorj (rhymes with George)
38	John Rhodan	rho-dann	89	James Welde	well-D
39	Matthew Mercurio	mer-CURE-ee-oh	98	Obinna Nwobodo	o-binn-uh wa-BO-doe
46	Adam Vanino	vuh-NEE-no	99	Camden Gagnon	gag-nonn



# VILLANOVA FOOTBALL GAME NOTES

## OFFENSIVE DEPTH CHART

Pos.	No.	Name	Cl.	Ht.	Wt.	Hometown	Pronunciation
QB	4	Connor Watkins	5th	6-3	225	Williamsport, Pa.	
	12	Tanner Maddocks	So.	6-1	190	Reading, Pa.	
(or)	8	James Mott	5th	6-0	195	Laguna Beach, Calif.	
RB	2	Jalen Jackson	6th	5-9	220	Richmond, Va.	
	28	DeeWil Barlee	5th	5-8	205	Upper Darby, Pa.	
	1	TD Ayo-Durojaiye	5th	5-11	210	Damascus, Md.	I-O dur-o-zj-I-ay
WR	11	Jaaron Hayek	5th	6-1	200	Wayne, N.J.	jare-inn / hay-ick
	84	Daniel Lopes	So.	6-2	210	Cheshire, Conn.	
WR	19	Rayjuon Pringle	5th	5-9	195	Woodbridge, Va.	ray-zjahn
	15	Kenyon Miles	Fr.	6-2	175	Huntington Station, N.Y.	
WR	82	Jaylan Sanchez	So.	6-0	200	North Bergen, N.J.	
	83	Luke Daly	So.	6-1	185	Rye, N.Y.	
TE	81	Mitchell Bothwell	Jr.	6-5	240	Fort Worth, Texas	
	89	James Welde	Jr.	6-4	240	Havertown, Pa.	well-D
RT	74	Temi Ajirotutu	Sr.	6-5	310	Queens, N.Y.	tem-ee / aj-joro-two-two
	79	Nick Torres	6th	6-6	320	Whitestone, N.Y.	
LT	75	Stephane Voltaire	So.	6-5	315	Marion, Mass.	ste-fon vole-tare
	74	Temi Ajirotutu	Sr.	6-5	310	Queens, N.Y.	tem-ee / aj-joro-two-two
C	69	Jake Picard	Jr.	6-4	305	Hope, R.I.	pa-card
	70	Wyatt Hummel	5th	6-6	315	Dallas, Texas	why-it
LG	73	Michael Corbi	6th	6-3	335	Annapolis, Md.	core-B
	72	Jaden Rolling	5th	6-5	320	Brooklyn, N.Y.	
RG	79	Nick Torres	6th	6-6	320	Whitestone, N.Y.	
	70	Wyatt Hummel	5th	6-6	315	Dallas, Texas	why-it

## DEFENSIVE DEPTH CHART

Pos.	No.	Name	Elig.	Ht.	Wt.	Hometown	Pronunciation
DE	99	Camden Gagnon	5th	6-4	270	Goffstown, N.H.	gag-nonn
	52	Chandon Pierre	5th	6-2	270	Reno, Nev.	CHAN-don
DT	32	Jake Green	Sr.	6-0	285	Ashland, Pa.	
	98	Obinna Nwobodo	Jr.	6-3	310	Wilmington, Del.	o-binn-uh / wa-BO-doe
DE	55	Jake Reichwein	5th	6-3	265	Doylestown, Pa.	RIKE-wine
	91	Ayden Howard	Jr.	6-2	290	McKinney, Texas	
LB	31	Shane Hartzell	So.	6-0	225	Perkasie, Pa.	
	33	Turner Inge	R-Fr.	6-1	210	Williamstown, N.J.	
LB	27	Danny Abraham	6th	5-11	225	Randolph, Mass.	
	44	Richie Kimmel	Jr.	6-1	230	Holmes, Pa.	
LB	35	Brendan Bell	Sr.	6-2	230	Basking Ridge, N.J.	
	45	Jordan Nelson	Jr.	6-2	225	Palmerton, Pa.	
CB	6	Devon Marshall	So.	6-0	200	Boston, Mass.	
	5	Kshawn Schulters	Sr.	6-1	190	Roselle, N.J.	K-Shawn shull-ters
CB	0	Isas Waxter	Sr.	6-2	215	Newark, N.J.	ice-iss (goes by ice)
	22	Jon Wyatt	R-Fr.	6-2	195	Somerseset, N.J.	
FS	4	Jalen Goodman	5th	6-0	200	Narberth, Pa.	
	7	Tyrell Mims	Sr.	5-10	190	Philadelphia, Pa.	
WS	3	Elijah Glover	5th	6-1	205	Pleasantville, N.J.	
	34	Ethan Potter	Sr.	5-11	205	Chesapeake City, Md.	
SS	9	Ty Trinh	Sr.	6-0	210	Owings Mills, Md.	trinn
	7	Tyrell Mims	Sr.	5-10	190	Philadelphia, Pa.	

## SPECIAL TEAMS DEPTH CHART

PK	39	Matthew Mercurio	6th	6-1	195	Salinas, Calif.	mur-CURE-ee-oh
	97	Dan Mueller	R-Fr.	5-10	195	Ephrata, Pa.	
KO	39	Matthew Mercurio	6th	6-1	195	Salinas, Calif.	mur-CURE-ee-oh
P	96	Nathan Fondacaro	Sr.	5-10	190	Sewell, N.J.	
	97	Daniel Mueller	R-Fr.	5-10	195	Ephrata, Pa.	
H	96	Nathan Fondacaro	Sr.	5-10	190	Sewell, N.J.	
	4	Connor Watkins	5th	6-3	225	Williamsport, Pa.	
LS	58	Ben Wheless	Jr.	5-11	220	Raleigh, N.C.	wheel-iss
	46	Adam Vanino	Sr.	5-11	230	West Lawn, Pa.	vuh-NEE-no
KR	1	TD Ayo-Durojaiye	5th	5-11	210	Damascus, Md.	I-O dur-o-zj-I-ay
	82	Jaylan Sanchez	So.	6-0	200	North Bergen, N.J.	
PR	19	Rayjuon Pringle	5th	5-9	195	Woodbridge, Va.	ray-zjahn
	11	Jaaron Hayek	5th	6-1	200	Wayne, N.J.	jare-inn / hay-ick

## CAREER PARTICIPATION

#	Name	GP-GS
0	Isas Waxter, DB	31-15
1	TD Ayo-Durojaiye, RB	46-7
2	Jalen Jackson, RB	43-9
3	Elijah Glover, DB	46-25
4	Connor Watkins, QB	32-21
4	Jalen Goodman, DB	38-33
5	Kshawn Schulters, DB	32-7
6	Devon Marshall, DB	19-11
7	Tyrell Mims, DB	36-10
8	James Mott, QB	3-0
9	Ty Trinh, DB	36-28
10	JR Strauss, LB	14-0
11	Jaaron Hayek, WR	45-39
12	Tanner Maddocks, QB	3-0
13	Ethan Carr, WR	2-0
14	Robert Russo, QB	0-0
15	Kenyon Miles, WR	7-0
16	Jack Ryder, QB	0-0
17	Irene Ngabonziza, WR	1-0
18	Justin Marcus, TE	37-10
19	Rayjuon Pringle, WR	46-39
21	Eli Smith, RB	8-0
22	Jon Wyatt, DB	9-0
23	Josh Oluremi, DB	8-0
24	Isaiah Ragland, RB	3-0
25	Christian Sapp	19-5
26	Jayvont Williams, DB	1-0
27	Danny Abraham, LB	43-10
28	DeeWil Barlee, RB	44-18
29	Derek Marrero, DB	1-0
30	Ja'briel Mace, RB	2-0
31	Shane Hartzell, LB	24-20
32	Jake Green, DL	34-9
33	Turner Inge, LB	10-1
34	Ethan Potter, DB	36-16
35	Brendan Bell, LB	34-18
36	Isaiah Wright, RB	4-0
37	Zahmir Dawud, DB	3-0
38	John Rhodan, DB	30-0
39	Matthew Mercurio, K	53-0
40	Colin Kennedy, LB	5-0
41	Garrett Rogan, DB	2-0
42	Timmy Furgeson, LB	30-4
43	Nino Betances, DB	0-0
44	Richie Kimmel, LB	26-0
45	Jordan Nelson, LB	21-0
46	Adam Vanino, LS	14-0
47	Dane Fidler, DB	0-0
48	Chris Dobrydney, WR	2-0
49	Julian Glantz, RB	10-0
51	Dale Law, LB	2-0
52	Chandon Pierre, DL	29-5
53	Jason Hall, LB	4-0
55	Jake Reichwein, DL	51-23
56	Christian Caballero, LB	0-0
58	Ben Wheless, LS	33-0
61	Dan McManus, OL	3-0
62	RJ Reyes, OL	0-0
63	Quin Whalen, OL	4-0
65	Ian Erickson, OL	11-0
66	Tyler Langin, DL	2-0
67	Kyle Fay, OL	2-0
69	Jake Picard, OL	23-17
70	Wyatt Hummel, OL	35-9
72	Jaden Rolling, OL	24-1
73	Michael Corbi, OL	41-34
74	Temi Ajirotutu, OL	30-24
75	Stephane Voltaire, OL	21-13
76	Chris McCullers, OL	2-0
77	Erik Bockisch, OL	1-0
78	Tommy Broderick, OL	3-0
79	Nick Torres, OL	50-48
80	Nathaniel Hill, WR	5-0
81	Mitchell Bothwell, TE	18-3
82	Jaylan Sanchez, WR	20-13
83	Luke Daly, WR	10-0
84	Daniel Lopes, WR	16-2
85	Nolan Clayton, TE	0-0
86	Tim Brown, WR	3-0
87	Ryan Sorge, WR	0-0
88	Antonio Johnson, TE	17-6
89	James Welde, TE	11-0
90	Sebastian Smith, K	0-0
91	Ayden Howard, DL	23-0
92	Nigel McSween, DL	0-0
93	Capri Martin, DL	9-0
94	Ivan Murray, DL	0-0
95	Mike Kennedy, DL	5-0
96	Nathan Fondacaro, P	49-0
97	Daniel Mueller, P	1-0
98	Obinna Nwobodo, DL	13-0
99	Camden Gagnon, DL	36-36

# VILLANOVA FOOTBALL GAME NOTES

## DELAWARE OFFENSE

Pos.	No.	Name	Cl.	Ht.	Wt.
QB (or)	14	Ryan O'Connor	Jr.	6-3	195
	3	Zach Marker	Sr.	6-2	202
RB (or)	1	Kyron Cumby	Gr.	5-8	178
	21	Marcus Yarns	Sr.	5-11	183
WR	5	Joshua Youngblood	Gr.	5-11	190
	80	Phil Lutz	Gr.	6-0	191
WR	2	JoJo Bermudez	So.	5-9	169
	6	Makhi Jackson	Sr.	6-0	203
WR	17	Jourdan Townsend	Gr.	5-11	193
	20	Ja'Carree Kelly	Fr.	5-8	163
TE	9	Braden Brose	Gr.	6-3	250
	88	Elijah Sessoms	So.	6-3	247
LT	67	Blaise Sparks	Sr.	6-7	322
	70	Anwar O'Neal	Fr.	6-5	258
LG	71	Patrick Shupp	Sr.	6-3	352
	74	Braden Clark	Sr.	6-4	306
C	55	Brock Gingrich	Sr.	6-2	300
	61	Steven Demboski	S.	6-3	290
RG	73	Bradly Anyanwu	Gr.	6-3	331
	75	TJ Thomas	Gr.	6-4	310
RT	54	Fintan Brose	Sr.	6-2	304
	77	Cole Snyder	Jr.	6-6	310

## DELAWARE DEFENSE

Pos.	No.	Name	Cl.	Ht.	Wt.
DL	12	Chase McGowan	Gr.	6-1	264
	95	Melkart Abou-Jaoude	So.	6-5	251
DL	9	Keyshawn Hunter	Jr.	6-0	277
	52	Dominick Brogna	So.	6-2	290
DL	93	Jack Hall	Sr.	6-2	262
	8	Ethan Saunders	Sr.	6-0	248
LB	0	Jackson Taylor	Gr.	6-1	239
	35	Gavin Moul	Fr.	6-0	225
LB	44	Dillon Trainer	Sr.	6-1	218
	7	Mateo Vandamia	Gr.	6-1	225
S	1	Ty Davis	Jr.	6-3	200
	21	Anthony Crenshaw	Fr.	6-0	198
S	3	Alex Villas	Sr.	6-1	205
	18	Christian Pierce	Sr.	6-1	200
S	14	KT Seay	Fr.	6-2	187
	10	Keeno Arrington	Sr.	6-2	202
S	22	Nic Ware	Sr.	6-0	201
	5	Steven Rose Jr.	Jr.	5-11	200
CB	24	Tyron Herring	Gr.	6-2	200
	13	Jared Duncan	Gr.	6-2	202
CB (or)	26	A'Khoury Lyde	So.	5-9	190
	4	Khalil Dawsey	Gr.	6-0	184

## DELAWARE SPECIALISTS

Pos.	No.	Name	Cl.	Ht.	Wt.
KR	5	Joshua Youngblood	Gr.	5-10	182
	2	JoJo Bermudez	So.	5-9	169
PR	17	Jourdan Townsend	Gr.	5-11	193
	5	Joshua Youngblood	Gr.	5-10	182
PK (or)	37	Alex Schmoke	Gr.	5-9	159
	91	Nate Reed	Jr.	6-3	171
P	40	Ryan Kost	Gr.	6-2	210
	91	Nate Reed	Jr.	6-3	171
LS (or)	58	TJ Latore	Sr.	6-0	230
	57	Noah Vitko	Fr.	6-0	238
H	40	Ryan Kost	Gr.	6-2	210

## DELAWARE COACHING STAFF

<b>Ryan Carty</b>	<b>Sean Goldrich</b>
Head Coach	Assistant Coach/Quarterbacks
<b>Manny Rojas</b>	<b>Garrett Smith</b>
Defensive Coordinator	Assistant Coach/Tight Ends
<b>Art Link</b>	<b>Sam Daniels</b>
Special Teams Coordinator	Assistant Coach/Defensive Line
Safeties	<b>Rocco DiMeco</b>
<b>Terence Archer</b>	Assistant Coach/Linebackers
Assistant Head Coach	<b>Corico Wright</b>
Wide Receivers	Assistant Coach/Cornerbacks
Pass Game Coordinator	Defensive Pass Game Coordinator
<b>Andrew Pierce</b>	<b>Tyler Ferguson</b>
Assistant Coach/Running Backs	Offensive Analyst
Recruiting Coordinator	<b>Nick Hunter</b>
<b>Chris Rogers</b>	Defensive Analyst
Assistant Coach/Offensive Line	<b>Ryan Walker</b>
Run Game Coordinator	Offensive Analyst

# VILLANOVA FOOTBALL GAME NOTES

## 2023 OPPONENTS AT A GLANCE (49-62 OVERALL)

### LEHIGH (2-8, 1-4 Patriot)

Date	Opponent	Result
9.2	<b>Villanova</b>	<b>L, 10-38</b>
9.9	@ Merrimack	W, 14-12
9.16	Cornell	L, 20-23
9.23	at Dartmouth	L, 17-34
9.30	at Monmouth	L, 7-49
10.7	at Fordham (*)	L, 35-38
10.14	Georgetown (*)	L, 7-17
10.21	@ Bucknell (*)	W, 27-18
11.4	Holy Cross (*)	L, 24-28
11.11	@ Colgate (*)	L, 21-37
11.18	Lafayette (*)	

### COLGATE (5-5, 3-2 Patriot)

Date	Opponent	Result
9.2	@ Syracuse	L, 0-65
9.9	@ <b>Villanova</b>	<b>L, 19-42</b>
9.16	Penn	L, 6-20
9.23	@ Holy Cross (*)	L, 7-47
9.30	Cornell	W, 35-25
10.14	Dartmouth	W, 27-24
10.21	@ Georgetown (*)	W, 28-18
10.28	Bucknell (*)	L, 34-49
11.4	@ Lafayette (*)	W, 37-34
11.11	Lehigh (*)	W, 37-21
11.18	Fordham (*)	

### UCF (5-5, 2-5 BIG 12)

Date	Opponent	Result
8.31	Kent State	W, 56-6
9.9	@ Boise State	W, 18-16
9.16	<b>Villanova</b>	<b>W, 48-14</b>
9.23	@ Kansas State (*)	L, 31-44
9.30	Baylor (*)	L, 35-36
10.7	@ Kansas (*)	L, 22-51
10.21	@ Oklahoma (*)	L, 29-31
10.28	West Virginia (*)	L, 28-41
11.4	@ Cincinnati (*)	W, 28-26
11.11	Oklahoma State (*)	W, 45-3
11.18	@ Texas Tech (*)	
11.25	Houston (*)	

### RHODE ISLAND (6-4, 4-3 CAA)

Date	Opponent	Result
8.31	@ Georgia State	L, 35-42
9.8	Stony Brook (*)	W, 35-14
9.16	@ Maine (*)	W, 34-17
9.23	@ <b>Villanova (*)</b>	<b>L, 9-35</b>
9.30	Bryant	W, 49-26
10.7	@ Brown	W, 34-30
10.14	Richmond (*)	L, 17-24
10.21	@ UAlbany (*)	L, 10-35
10.28	New Hampshire (*)	W, 34-28
11.11	North Carolina A&T (*)	W, 31-24
11.18	@ Towson (*)	

### UALBANY (8-3, 6-1 CAA)

Date	Opponent	Result
8.26	Fordham	W, 34-13
9.2	@ Marshall	L, 17-21
9.9	@ Hawaii	L, 20-31
9.23	@ Morgan State	W, 23-17
9.30	<b>Villanova (*)</b>	<b>W, 31-10</b>
10.7	@ Towson (*)	W, 24-17
10.14	@ New Hampshire (*)	L, 31-38
10.21	Rhode Island (*)	W, 35-10
10.28	@ Maine (*)	W, 37-21
11.4	William & Mary (*)	W, 24-8
11.11	@ Stony Brook (*)	W, 38-20
11.18	Monmouth (*)	

### NORTH CAROLINA A&T (1-9, 0-7 CAA)

Date	Opponent	Result
8.31	@ UAB	L, 6-35
9.9	North Carolina Central	L, 16-30
9.16	@ Elon (*)	L, 3-27
9.30	@ Norfolk State	W, 28-26
10.7	<b>Villanova (*)</b>	<b>L, 14-37</b>
10.14	@ Delaware (*)	L, 6-21
10.21	Richmond (*)	L, 10-33
10.28	@ Hampton (*)	L, 24-26
11.4	Towson (*)	L, 32-42
11.11	@ Rhode Island (*)	L, 24-31
11.18	Campbell (*)	

### ELON (5-5, 5-2 CAA)

Date	Opponent	Result
8.31	@ Wake Forest	L, 17-37
9.9	@ Gardner-Webb	L, 27-34
9.16	North Carolina A&T (*)	W, 27-3
9.23	@ Campbell (*)	W, 28-24
9.30	William & Mary (*)	W, 14-6
10.7	North Carolina Central	L, 23-34
10.14	@ <b>Villanova (*)</b>	<b>L, 0-21</b>
10.21	Monmouth (*)	W, 28-26
11.4	@ Delaware (*)	W, 33-27
11.11	@ Richmond (*)	L, 24-38
11.18	Hampton (*)	

### STONY BROOK (0-10, 0-8 CAA)

Date	Opponent	Result
8.31	Delaware (*)	L, 13-37
9.9	@ Rhode Island (*)	L, 14-35
9.16	@ Arkansas State	L, 7-31
9.23	Richmond (*)	L, 19-20
9.30	@ Maine (*)	L, 28-56
10.7	@ Morgan State	Canceled
10.14	Fordham	L, 7-26
10.21	New Hampshire (*)	L, 14-45
10.28	@ <b>Villanova (*)</b>	<b>L, 13-48</b>
11.14	@ Monmouth (*)	L, 17-56
11.11	UAlbany (*)	L, 20-38

### NEW HAMPSHIRE (5-5, 3-4 CAA)

Date	Opponent	Result
9.2	@ Stonehill	W, 51-17
9.9	@ Central Michigan	L, 42-45
9.16	Dartmouth	W, 24-7
9.23	@ Delaware (*)	L, 25-29
9.30	Towson (*)	L, 51-54
10.14	UAlbany (*)	W, 38-31
10.21	@ Stony Brook (*)	W, 45-14
10.28	@ Rhode Island (*)	L, 28-34
11.4	<b>Villanova (*)</b>	<b>L, 33-45</b>
11.11	@ Monmouth (*)	W, 31-24
11.18	Maine (*)	

### TOWSON (4-6, 3-4 CAA)

Date	Opponent	Result
9.2	@ Maryland	L, 6-38
9.9	Monmouth (*)	L, 23-42
9.16	@ Morgan State	W, 20-10
9.23	Norfolk State	L, 14-21
9.30	@ New Hampshire (*)	W, 54-51
10.7	UAlbany (*)	L, 17-24
10.21	@ William & Mary (*)	W, 34-24
10.28	Delaware (*)	L, 13-51
11.4	@ North Carolina A&T (*)	W, 42-32
11.11	@ <b>Villanova (*)</b>	<b>L, 10-33</b>
11.18	Rhode Island (*)	

### DELAWARE (8-2, 6-1 CAA)

Date	Opponent	Result
8.31	@ Stony Brook (*)	W, 37-13
9.9	@ Penn State	L, 7-63
9.16	Saint Francis	W, 42-14
9.23	New Hampshire (*)	W, 29-25
10.7	Duquesne	W, 43-17
10.14	North Carolina A&T (*)	W, 21-6
10.21	@ Hampton (*)	W, 47-3
10.28	@ Towson (*)	W, 51-13
11.4	Elon (*)	L, 27-33
11.11	@ Campbell (*)	W, 45-7
11.18	<b>Villanova (*)</b>	



# VILLANOVA FOOTBALL GAME NOTES

## VILLANOVA QUARTERBACKS

### #4 CONNOR WATKINS

#### PASSING STATS

OPPONENT	COMP-ATT-INT	YDS	TD	LONG
at Lehigh	13-23-1	119	2	28
Colgate	8-11-0	310	2	75
at UCF	9-23-1	145	0	45
Rhode Island	8-14-1	166	0	40
at UAlbany	17-31-2	198	1	33
at NC A&T	16-23-0	289	3	59
Elon	3-10-1	36	0	16
Stony Brook	13-19-0	361	4	76
at UNH	15-25-1	188	2	68
Towson	15-24-1	299	3	79
at Delaware				
SEASON	117-203-8	2111	17	79
CAREER	259-454-19	4356	34	83

#### RUSHING STATS

OPPONENT	ATT-YDS-TD	LONG
at Lehigh	4-(-8)-0	5
Colgate	10-15-2	17
at UCF	5-(-8)-1	4
Rhode Island	10-113-3	38
at UAlbany	12-(-39)-0	7
at NC A&T	6-12-0	19
Elon	13-125-0	29
Stony Brook	4-34-0	18
at UNH	4-26-2	16
at Towson	3-(-12)-0	1
at Delaware		
SEASON	71-258-8	38
CAREER	157-715-17	75

### #12 TANNER MADDOCKS

#### PASSING STATS

OPPONENT	COMP-ATT-INT	YDS	TD	LONG
at Lehigh	DNP			
Colgate	DNP			
at UCF	DNP			
Rhode Island	1-1-0	6	0	6
at UAlbany	DNP			
at NC A&T	DNP			
Elon	DNP			
Stony Brook	4-4	37	0	40
at UNH	DNP			
Towson	1-1	1	0	1
at Delaware				
SEASON	6-6-0	44	0	40
CAREER	6-6-0	44	0	40

#### RUSHING STATS

OPPONENT	ATT-YDS-TD	LONG
at Lehigh	DNP	
Colgate	DNP	
at UCF	DNP	
Rhode Island	2-4-0	3
at UAlbany	DNP	
at NC A&T	DNP	
Elon	DNP	
Stony Brook	1-12-0	12
at UNH	DNP	
at Towson	1-3-0	3
at Delaware		
SEASON	4-19-0	12
CAREER	4-19-0	12

### #8 JAMES MOTT

#### PASSING STATS

OPPONENT	COMP-ATT-INT	YDS	TD	LONG
at Lehigh	2-3-0	9	0	6
Colgate	DNP			
at UCF	DNP			
Rhode Island	DNP			
at UAlbany	DNP			
at NC A&T	DNP			
Elon	DNP			
Stony Brook	DNP			
at UNH	DNP			
Towson	DNP			
at Delaware				
SEASON	2-3-0	9	0	6
CAREER	3-4-0	14	0	6

#### RUSHING STATS

OPPONENT	ATT-YDS-TD	LONG
at Lehigh		
Colgate	DNP	
at UCF	DNP	
Rhode Island	DNP	
at UAlbany	DNP	
at NC A&T	DNP	
Elon	DNP	
Stony Brook	DNP	
at UNH	DNP	
at Towson	DNP	
at Delaware	DNP	
SEASON		
CAREER		

### SEASON AND CAREER HIGHS

	SEASON HIGHS		CAREER HIGHS	
CONNOR WATKINS				
Passing Attempts	31	UAlbany	31	2x
Completions	17	UAlbany	18	2022, UAlbany
Passing Yards	361	Stony Brook	361	2023, Stony B.
Touchdowns	4	Stony Brook	4	2x
Interceptions	2	UAlbany	4	2022, LIU
Long Pass	79	Towson	83	2022, Maine
Total Offense	395	Stony Brook	395	2023, Stony B.
Rushing Attempts	13	Elon	13	2023, Elon
Rushing Yards	125	Elon	130	2022, Hamp.
Rushing Touchdowns	3	URI	3	2023, URI
Long Rush	38	URI	75	2022, Hamp.
TANNER MADDOCKS				
Passing Attempts	4	Stony Brook	4	2023, Stony B.
Completions	4	Stony Brook	4	2023, Stony B.
Passing Yards	37	Stony Brook	37	2023, Stony B.
Touchdowns				
Interceptions				
Long Pass	40	Stony Brook	40	2023, Stony B.
Total Offense	49	Stony Brook	49	2023, Stony B.
Rushing Attempts	2	URI	2	2023, URI
Rushing Yards	12	Stony Brook	12	2023, Stony B.
Rushing Touchdowns				
Long Rush	12	Stony Brook	12	2023, Stony B.
JAMES MOTT				
Passing Attempts	3	Lehigh	3	2023, Lehigh
Completions	2	Lehigh	2	2023, Lehigh
Passing Yards	9	Lehigh	9	2023, Lehigh
Touchdowns				
Interceptions				
Long Pass	6	Lehigh	6	2023, Lehigh
Total Offense	9	Lehigh	9	2023, Lehigh
Rushing Attempts				
Rushing Yards				
Rushing Touchdowns				
Long Rush				

# VILLANOVA FOOTBALL GAME NOTES

## VILLANOVA RUNNING BACKS

### #2 JALEN JACKSON

OPPONENT	RUSHING ATT-YDS-TD	LG	RECEIVING REC-YDS-TD	LG
at Lehigh	8-144-2	66		
Colgate	12-57-1	25	1-4-0	4
at UCF	11-35-0	15		
Rhode Island	DNP		DNP	
at UAlbany	DNP		DNP	
at NC A&T	14-77-0	14		
Elon	17-83-0	19		
Stony Brook	8-77-1	44		
at UNH	19-145-2	48		
Towson	14-85-0	25	1-12-0	12
at Delaware				
SEASON	112-703-6	66	2-16-0	12
CAREER	372-2270-23	66	18-161-2	30

### #28 DEEWIL BARLEE

OPPONENT	RUSHING ATT-YDS-TD	LG	RECEIVING REC-YDS-TD	LG
at Lehigh	11-102-1	33	2-10-0	11
Colgate	6-54-1	28		
at UCF	7-38-0	13	1-35-0	35
Rhode Island	16-43-1	9	1-0-0	0
at UAlbany	9-71-0	20	1-25-0	25
at NC A&T	16-94-1	21		
Elon	DNP		DNP	
Stony Brook	2-9-0	5		
at UNH	7-53-0	15		
Towson	10-74-0	15		
at Delaware				
SEASON	84-538-4	33	5-70-0	35
CAREER	431-2167-14	78	35-323-1	35

### #1 TD AYO-DUROIJAYE

OPPONENT	RUSHING ATT-YDS-TD	LG	RECEIVING REC-YDS-TD	LG
at Lehigh	5-38-0	13	2-22-0	16
Colgate	10-20-0	9		
at UCF	6-18-1	11	1-22-0	22
Rhode Island	7-103-1	63	1-24-0	24
at UAlbany	6-29-0	10	1-8-0	8
at NC A&T	13-61-0	25	2-27-0	18
Elon	11-78-3	50		
Stony Brook	5-16-1	5		
at UNH	9-26-0	14	2-26-1	18
Towson	6-27-1	10	2-19-0	14
at Delaware				
SEASON	78-416-7	63	11-148-1	24
CAREER	299-1577-13	70	38-379-1	35

### #24 ISAAH RAGLAND

OPPONENT	RUSHING ATT-YDS-TD	LG	RECEIVING REC-YDS-TD	LG
at Lehigh	DNP			
Colgate	DNP			
at UCF	DNP			
Rhode Island	7-25-0	13		
at UAlbany	2-10-0	6		
at NC A&T	DNP			
Elon	15-126-0	28		
Stony Brook	DNP			
at UNH				
Towson				
at Delaware				
SEASON	24-161-0	28		
CAREER	24-161-0	28		

### SEASON AND CAREER HIGHS

	SEASON HIGHS		CAREER HIGHS	
JALEN JACKSON				
Rushing Attempts	19	New Hampshire	28	2022, Mon.
Rushing Yards	145	New Hampshire	187	2022, Mon.
Rushing Touchdowns	2	2x	3	2022, Mon.
Long Rush	66	Lehigh	66	2023, Lehigh
100+ Rushing Yards	2		5	
Receptions	1	2x	2	3x
Receiving Yards	12	Towson	30	2021, Holy Cr.
Receiving Touchdowns			1	2x
Long Reception	12	Towson	30	2021, Holy Cr.
All-Purpose Yards	145	New Hampshire	187	2022, Mon.
100+ All-Purpose Yards	2		5	
DEEWIL BARLEE				
Rushing Attempts	16	2x	22	2019, Stony Br.
Rushing Yards	102	Lehigh	177	2022 LIU
Rushing Touchdowns	1	4x	1	12x
Long Rush	33	Lehigh	78	2019, Bucknell
100+ Rushing Yards	1		4	
Receptions	2	Lehigh	5	2021, W&M
Receiving Yards	35	UCF	50	2019, UNH
Receiving Touchdowns			1	2019, W&M
Long Reception	35	UCF	35	2x
All-Purpose Yards	112	Lehigh	177	2022, LIU
100+ All-Purpose Yards	1		5	
TD AYO-DUROIJAYE				
Rushing Attempts	13	N.C. A&T	25	2022, Hamp.
Rushing Yards	103	URI	136	2022, UAlbany
Rushing Touchdowns	3	Elon	3	2023, Elon
Long Rush	63	URI	70	2022, UAlbany
100+ Rushing Yards	1		5	
Receptions	2	4x	3	4x
Receiving Yards	27	N.C. A&T	46	2021, Rich.
Receiving Touchdowns	1	New Hampshire	1	2023, UNH
Long Reception	24	URI	35	2021, Rich.
All-Purpose Yards	142	URI	152	2022, UAlbany
100+ All-Purpose Yards	4		8	
ISAAH RAGLAND				
Rushing Attempts	15	Elon	15	2023, Elon
Rushing Yards	126	Elon	126	2023, Elon
Long Rush	28	Elon	126	2023, Elon
JA'BRIEL MACE				
Rushing Attempts	13	Towson	13	2023, Towson
Rushing Yards	76	Towson	76	2023, Towson
Long Rush	28	Towson	28	2023, Towson
Receptions	1	Towson	1	2023, Towson
Receiving Yards	1	Towson	1	2023, Towson
Long Reception	1	Towson	1	2023, Towson
ISAAH WRIGHT				
Rushing Attempts	4	Stony Brook	4	2023, Stony B.
Rushing Yards	8	Lehigh	8	2023, Lehigh
Rushing Touchdowns	1	Stony Brook	1	2023, Stony B.
Long Rush	4	2x	4	2x (2023)
ELI SMITH				
Rushing Attempts			7	2x (2022)
Rushing Yards			48	2022, W&M
Long Rush			18	2022, W&M
Receptions			1	2022, W&M
Receiving Yards			2	2022, W&M
Long Reception			2	2022, W&M
All-Purpose Yards			50	2022, W&M

# VILLANOVA FOOTBALL GAME NOTES

## VILLANOVA WIDE RECEIVERS/TIGHT ENDS

### #11 JAARON HAYEK

#### RECEIVING STATS

OPPONENT	REC-YDS-TD	LG
at Lehigh	DNP	
Colgate	DNP	
at UCF		
Rhode Island	3-78-0	40
at UAlbany	6-35-0	8
at NC A&T	2-7-0	5
Elon	1-4-0	4
Stony Brook	5-102-2	43
at UNH	6-29-0	11
Towson	3-39-0	25
at Delaware		
SEASON	26-294-2	43
CAREER	161-2581-27	83

### #19 RAYJUON PRINGLE

#### RECEIVING STATS

OPPONENT	REC-YDS-TD	LG
at Lehigh	3-40-2	28
Colgate	3-168-1	67
at UCF	2-22-0	12
Rhode Island	2-45-0	31
at UAlbany	2-40-0	33
at NC A&T	6-97-1	23
Elon		
Stony Brook	5-196-1	76
at UNH	4-104-1	68
Towson	5-180-2	79
at Delaware		
SEASON	32-892-8	79
CAREER	123-2444-23	80

### SEASON AND CAREER HIGHS

	SEASON HIGHS		CAREER HIGHS	
JAARON HAYEK				
Receptions	6	2x	8	2021, Rich.
Receiving Yards	102	Stony Brook	159	2022, Maine
Receiving Touchdowns	2	Stony Brook	4	2022, Maine
Long Reception	43	Stony Brook	83	2022, Maine
100+ Receiving Yards	1		10	
All-Purpose Yards	104	Stony Brook	159	2022, Maine
100+ All-Purpose Yards	1		11	
RAYJUON PRINGLE				
Receptions	6	N.C. A&T	9	2020, Stony B.
Receiving Yards	196	Stony Brook	196	2023, Stony B.
Receiving Touchdowns	2	Lehigh	2	4x
Long Reception	76	Stony Brook	80	2022, UAlbany
100+ Receiving Yards	3		9	
All-Purpose Yards	196	Stony Brook	196	2023, Stony B.
100+ All-Purpose Yards	3		9	
JAYLAN SANCHEZ				
Receptions	6	N.C. A&T	6	2023, NCAT
Receiving Yards	158	N.C. A&T	158	2023, NCAT
Receiving Touchdowns	2	N.C. A&T	2	2023, NCAT
Long Reception	68	Colgate	68	2023, Colgate
100+ Receiving Yards	3		3	
All-Purpose Yards	157	N.C. A&T	157	2023, NCAT
100+ All-Purpose Yards	3		3	
DANIEL LOPES				
Receptions	2	UCF	2	2x
Receiving Yards	14	UCF	39	2022, W&M
Receiving Touchdowns			1	2x (2022)
Long Reception	10	UAlbany	39	2022, W&M
All-Purpose Yards	14	UCF	42	2022, W&M
KENYON MILES				
Receptions	1	UAlbany	1	2023, UAlbany
Receiving Yards	20	UAlbany	20	2023, UAlbany
Long Reception	20	UAlbany	20	2023, UAlbany
All-Purpose Yards	20	UAlbany	20	2023, UAlbany
NATHANIEL HILL				
Receptions	1	URI	1	2023, URI
Receiving Yards	6	URI	6	2023, URI
Long Reception	6	URI	6	2023, URI
All-Purpose Yards	6	URI	6	2023, URI
MITCHELL BOTHWELL				
Receptions	1	2x	1	2x (2023)
Receiving Yards	7	Towson	7	2023, Towson
Long Reception	7	Stony Brook	7	2023, Towson
All-Purpose Yards	7	Stony Brook	7	2023, Towson
ANTONIO JOHNSON				
Receptions	2	2x	2	2x (2023)
Receiving Yards	32	Elon	32	2023, Elon
Receiving Touchdowns	1	Colgate	1	2023, Colgate
Long Reception	16	Elon	16	2023, Elon
All-Purpose Yards	32	Elon	32	2023, Elon

### #82 JAYLAN SANCHEZ

#### RECEIVING STATS

OPPONENT	REC-YDS-TD	LG
at Lehigh	2-25-0	20
Colgate	2-128-0	68
at UCF	1-45-0	45
Rhode Island	1-19-0	19
at UAlbany	4-50-1	17
at NC A&T	6-158-2	59
Elon	4-103-1	40
Stony Brook		
at UNH	2-20-0	15
Towson	2-39-1	20
at Delaware		
SEASON	24-587-5	68
CAREER	34-652-5	68

### #84 DANIEL LOPES

#### RECEIVING STATS

OPPONENT	REC-YDS-TD	LG
at Lehigh	1-7-0	7
Colgate	1-9-0	9
at UCF	2-14-0	8
Rhode Island	1-10-0	10
at UAlbany		
at NC A&T		
Elon		
Stony Brook		
at UNH		
Towson	1-3-0	3
at Delaware		
SEASON	6-43-0	10
CAREER	10-105-1	39

### #83 LUKE DALY

#### RECEIVING STATS

OPPONENT	REC-YDS-TD	LG
at Lehigh		
Colgate		
at UCF		
Rhode Island		
at UAlbany		
at NC A&T		
Elon		
Stony Brook	1-0-0	0
at UNH	1-9-0	9
Towson		
at Delaware		
SEASON	2-9-0	9
CAREER	2-9-0	9

### #15 KENYON MILES

#### RECEIVING STATS

OPPONENT	REC-YDS-TD	LG
at Lehigh		
Colgate	DNP	
at UCF	DNP	
Rhode Island	DNP	
at UAlbany	1-20-0	20
at NC A&T		
Elon		
Stony Brook		
at UNH		
Towson		
at Delaware		
SEASON		
CAREER		

### #81 MITCHELL BOTHWELL

#### RECEIVING STATS

OPPONENT	REC-YDS-TD	LG
at Lehigh		
Colgate		
at UCF	DNP	
Rhode Island	DNP	
at UAlbany	DNP	
at NC A&T	DNP	
Elon		
Stony Brook	1-0-0	0
at UNH		
Towson	1-7-0	7
at Delaware		
SEASON	1-7-0	7
CAREER	1-7-0	7

### #89 JAMES WELDE

#### RECEIVING STATS

OPPONENT	REC-YDS-TD	LG
at Lehigh		
Colgate		
at UCF		
Rhode Island		
at UAlbany		
at NC A&T		
Elon		
Stony Brook		
at UNH		
Towson		
at Delaware		
SEASON		
CAREER		



# VILLANOVA FOOTBALL GAME NOTES

## VILLANOVA SPECIALISTS

### #39 MATTHEW MERCURIO

#### KICKING STATS

OPPONENT	PAT	FG	LG
at Lehigh	5-5	1-1	37
Colgate	6-6	0-0	—
at UCF	2-2	0-0	—
Rhode Island	5-5	0-0	—
at UAlbany	1-1	1-1	44
at NC A&T	4-4	3-3	39
Elon	3-3	0-0	—
Stony Brook	6-7	0-0	—
at UNH	6-6	1-2	44
Towson	4-4	1-1	25
at Delaware			
SEASON	42-43	7-8	44
VILLANOVA	77-78	17-20	45
CAREER	170-176	61-74	49

### #96 NATHAN FONDACARO

#### PUNTING STATS

OPPONENT	#	Avg.	LG	I20
at Lehigh	6	38.5	49	1
Colgate	3	44.3	51	0
at UCF	9	44.6	54	2
Rhode Island	3	50.7	57	0
at UAlbany	2	48.5	56	0
at NC A&T	3	44.3	56	0
Elon	1	26.0	26	0
Stony Brook	3	44.3	49	1
at UNH	2	45.0	47	1
Towson	2	52.0	56	1
at Delaware				
SEASON	34	44.1	57	6
CAREER	187	41.3	75	49

#### SEASON HIGHS

#### CAREER HIGHS

#### MATTHEW MERCURIO

Kickoffs	2	N.C. A&T	8	3x
Kickoff Yards	115	N.C. A&T	467	2020, Boise St.
Kickoff Average	57.5	N.C. A&T	61.7	2020, Ball St.
Field Goals Made	3	N.C. A&T	4	3x
Field Goals Attempted	3	N.C. A&T	5	2019, N. Mex.
Long Field Goal	44	2x	49	2019, N. Mex.
40+ Yard Field Goals	2		13	
PATs Made	6	3x	6	7x
PATs Attempted	7	Stony Brook	7	2023, Stony B.

#### NATHAN FONDACARO

Punts	9	UCF	9	2023, UCF
Punting Yards	401	UCF	401	2023, UCF
Punting Average	52.0	Towson	52.0	2023, Towson
Long Punt	57	URI	75	2019, Bucknell
Inside 20-Yard Line	6		49	
50+ Yard Punts	9		34	
Kickoffs	8	Stony Brook	9	2x
Kickoff Yards	492	Stony Brook	552	2018, Richmond
Kickoff Average	63.5	N.C. A&T	65.0	2018, Maine
Touchbacks	11		42	

#### CONNOR WATKINS

Punts	1	N.C. A&T	8	2021, Penn St.
Punting Yards	34	N.C. A&T	277	2021, Penn St.
Punting Average	34.0	N.C. A&T	40.5	2021, JMU
Long Punt	34	N.C. A&T	50	2021, JMU
Inside 20-Yard Line	1	N.C. A&T	1	
50+ Yards Punts			1	

#### TD AYO-DUROIJAIYE

Kickoff Returns	4	Colgate	4	2023, Colgate
Kickoff Return Yards	78	UNH	99	2021, Holy Cr.
Long Kickoff Return	47	UNH	55	2021, Holy Cr.
Punt Return Yards			15	2021, UAlbany
Long Punt Return			15	2021, UAlbany

#### JAYLAN SANCHEZ

Kickoff Returns	1	2x	1	3x
Kickoff Return Yards	10	UAlbany	39	2022, W&M
Long Kickoff Return	10	UAlbany	30	2022, Hamp.

#### RAYJUON PRINGLE

Kickoff Returns			1	2022, LIU
Kickoff Return Yards			0	2022, LIU
Long Kickoff Return			0	2022, LIU
Punt Returns	2	Towson	2	4x
Punt Return Yards	24	Towson	27	2021, Stony B.
Long Punt Return	13	UCF	27	2021, Stony B.

#### JAARON HAYEK

Kickoff Returns			3	2019, SELA
Kickoff Return Yards			37	2019, Stony B.
Long Kickoff Return			26	2019, LIU
Punt Returns	2	2x	2	2x
Punt Return Yards	12	Elon	12	2023, Elon
Long Punt Return	10	Elon	10	2023, Elon

#### JASON HALL

Kickoff Returns	1	Towson	1	2023, Towson
Kickoff Return Yards	0	Towson	0	2023, Towson
Long Kickoff Return	0	Towson	0	2023, Towson

### #1 TD AYO-DUROIJAIYE

OPPONENT	KICK RETURNS NO-YDS-TD	AVG.	LG	PUNT RETURNS NO-YDS-TD	Avg.	LG
at Lehigh	1-22-0	22.0	22			
Colgate	4-40-0	10.0	17			
at UCF	1-18-0	18.0	18			
Rhode Island	1-15-0	15.0	15			
at UAlbany	2-47-0	23.5	32			
at NC A&T	2-48-0	24.0	25			
Elon	1-35-0	35.0	35			
Stony Brook	1-25-0	25.0	25			
at UNH	3-78-0	26.0	47			
Towson	1-18-0	18.0	18			
at Delaware						
SEASON	17-346-0	20.4	47			
CAREER	26-543-0	20.9	55	0-15-1	—	15

### #82 JAYLAN SANCHEZ

OPPONENT	KICK RETURNS NO-YDS-TD	AVG.	LG	PUNT RETURNS NO-YDS-TD	Avg.	LG
at Lehigh						
Colgate						
at UCF						
Rhode Island						
at UAlbany	1-10-0	10.0	10			
at NC A&T	1-(-1)-0	-1.0	-1			
Elon						
Stony Brook						
at UNH						
Towson						
at Delaware						
SEASON	2-9-0	4.5	10			
CAREER	6-85-0	14.2	30			

### #19 RAYJUON PRINGLE

OPPONENT	KICK RETURNS NO-YDS-TD	AVG.	LG	PUNT RETURNS NO-YDS-TD	Avg.	LG
at Lehigh						
Colgate				1-(-1)-0	-1.0	-1
at UCF				1-13-0	13.0	13
Rhode Island				2-(-6)-0	-3.0	0
at UAlbany						
at NC A&T						
Elon						
Stony Brook						
at UNH						
Towson				2-24-0	12.0	12
at Delaware						
SEASON				6-30-0	5.0	13
CAREER	1-0-0	0.0	0	16-69-0	4.1	27

# VILLANOVA FOOTBALL GAME NOTES

## VILLANOVA DEFENSE

### SEASON HIGHS

### CAREER HIGHS

	Tackles	TFL	Sacks	Breakups	Tackles	TFL	Sacks	Breakups
Danny Abraham	8, 9.9	1.0, 4x	1.0, 3x		8, 2023	1.5, 2022	1.5, 2022	2, 2x
Temi Ajitotutu	1, 9.16				1, 2023	—	—	—
TD Ayo-Durojaiye	3, 9.9				4, 2022	1.0, 2021	—	—
DeeWil Barlee	2, 2x				2, 2x	---	—	—
Brendan Bell	14, 11.4	2.0, 2x	1.0, 9.23	1, 2x	14, 2023	3.0, 2022	1.0, 2023	1, 5x
Michael Corbi					1, 2021	—	—	—
Zahmir Dawud	2, 10.28			1, 10.28	2, 2023	—	—	1, 2023
Nathan Fondacaro	1, 11.4				1, 5x	—	—	—
Timmy Furgeson	1, 10.28				8, 2022	1.0, 2x	1.0, 2x	—
Camden Gagnon	5, 11.4	1.0, 3x	1.0, 3x		8, 2022	2.0, 2021	1.0, 6x	1, 2x
Julian Glantz	1, 3x				1, 3x	—	—	—
Elijah Glover	8, 9.16	0.5, 9.16		2, 9.23	9, 2020	1.0, 2x	—	2, 3x
Jalen Goodman	5, 9.30	0.5, 9.9		1, 9.16	13, 2020	1.5, 2021	—	2, 2019
Jake Green	3, 11.4	1.0, 2x			4, 2021	1.0, 4x	—	1, 2x
Shane Hartzell	10, 11.4	1.0, 3x	1.0, 3x	1, 9.30	15, 2022	2.0, 2x	1.0, 7x	1, 2023
Jaaron Hayek	1, 11.4				1, 3x	—	—	—
Ayden Howard	4, 9.2	1.5, 9.2	0.5, 2x	1, 11.11	4, 2023	1.5, 2023	0.5, 2x	1, 2023
Turner Inge	5, 9.23	2.0, 9.23	1.0, 10.28		5, 2023	2.0, 2023	1.0, 2023	—
Jalen Jackson					2, 2018	—	—	—
Antonio Johnson	1, 9.16				1, 2023	—	—	—
Colin Kennedy	3, 10.28				3, 2023	—	—	—
Mike Kennedy	1, 9.16				1, 2023	—	—	—
Richie Kimmel	5, 11.4	1.5, 11.4		1, 9.23	5, 2023	1.5, 2023	—	1, 2023
Dale Law	1, 2x				1, 2x	—	—	—
Daniel Lopes	1, 9.2				1, 2023	—	—	—
Devon Marshall	9, 9.16	1.0, 3x		3, 9.9	9, 2x	1.0, 3x	—	3, 2023
Capri Martin	5, 10.28	0.5, 10.28			5, 2023	0.5, 2023	—	—
Tyrell Mims	6, 2x	1.0, 2x	1.0, 10.7	1, 11.4	6, 3x	1.0, 4x	1.0, 2023	2, 2x
Jordan Nelson	4, 10.28	1.0, 9.2		1, 11.11	4, 2023	1.0, 2023	—	1, 2023
Obinna Nwobodo	2, 2x				2, 2x	—	—	—
Josh Oluremi	1, 5x				1, 6x	—	—	—
Chandon Pierre	4, 10.7	1.0, 4x	1.0, 2x		5, 2021	1.0, 6x	1.0, 3x	—
Ethan Potter	7, 9.16	1.0, 9.30		1, 9.9	11, 2x	2.5, 2022	0.5, 2022	1, 6x
Rayjuon Pringle				1, 9.30	1, 2x	—	—	1, 2023
Jake Reichwein	4, 3x	2.0, 2x	1.0, 4x	1, 10.28	7, 2022	2.5, 2022	2.5, 2022	1, 3x
John Rhodan	3, 9.16				3, 2023	—	—	—
Garrett Rogan	1, 10.28				1, 2023	—	—	—
Christian Sapp	3, 9.16	1.0, 2x	1.0, 9.16		5, 2022	1.0, 2x	1.0, 2023	1, 2022
Kshawn Schulters	1, 4x				7, 2022	1.0, 2022	—	2, 2022
JR Strauss	2, 10.28	1.0, 10.7			2, 2023	1.0, 2023	—	—
Ty Trinh	12, 11.4	2.0, 10.7		2, 2x	12, 2023	2.0, 2023	—	2, 2x
Stephane Voltaire	1, 11.4				1, 2023	—	—	—
Isas Waxter	4, 10.14	1.0, 10.14		2, 9.9	7, 2019	1.0, 2x	1.0, 2021	2, 2023
Ben Wheless					1, 2x	—	—	—
Jon Wyatt	2, 9.16			1, 2x	2, 2x	—	—	1, 2x

### GAME BY GAME DEFENSIVE STATISTICS

OPPONENT	TFL	SACKS	FF	FR	INT	PBU	BLK	YARDS	POINTS
at Lehigh	8-21	1-3	1	1	2	2	0	284	10
Colgate	5-28	3-24	0	0	1	6	0	258	19
at UCF	6-34	2-24	1	0	0	3	0	600	48
Rhode Island	8-26	1-4	1	1	1	5	1	241	9
at UAlbany	5-25	2-18	0	0	0	4	0	360	31
at NC A&T	9-36	4-21	0	0	0	1	0	172	14
Elon	4-15	2-10	0	0	0	3	0	99	0
Stony Brook	6-23	2-18	0	0	1	6	0	294	13
at New Hampshire	6-24	3-19	1	1	3	4	0	397	33
Towson	3-14	1-8	0	0	0	4	0	211	10
at Delaware									
<b>TOTAL</b>	<b>60-246</b>	<b>21-149</b>	<b>4</b>	<b>3</b>	<b>8</b>	<b>38</b>	<b>1</b>	<b>2916</b>	<b>187</b>

# VILLANOVA FOOTBALL GAME NOTES

## GAME BY GAME TACKLES

Total Tackles	UA-A	TOT	LEH	COL	UCF	URI	UALB	NCAT	ELON	SB	UNH	TOW	DEL
Brendan Bell	40-21	61	0-1	4-2	7-2	6-2	3-1	2-1	6-1	3-2	8-6	1-3	
Shane Hartzell	38-22	60	7-0	3-4	3-4	DNP	4-2	5-0	4-1	4-2	4-6	4-3	
Danny Abraham	25-17	42	2-0	3-5	3-4	3-2	1-0	6-1	2-0	1-1	2-1	2-3	
Ty Trinh	22-16	38	2-2	2-3	2-2	3-0	1-2	2-0	1-0	1-1	7-5	1-1	
Elijah Glover	23-12	35	2-0	4-2	3-5	2-1	2-1	1-0	2-1	1-0	4-0	2-2	
Devon Marshall	27-6	33	6-0	2-1	7-2	3-0	1-1	1-0	0-0	3-1	1-0	3-1	
Tyrell Mims	17-12	29	3-3	1-1	2-3	2-0	5-0	2-0	0-0	2-4	0-0	0-1	
Jake Reichwein	18-10	28	3-0	3-1	3-1	1-1	1-1	0-1	1-2	3-1	2-1	1-1	
Richie Kimmel	18-9	27	3-0	0-2	2-1	1-1	3-0	2-0	2-2	3-0	2-3	0-0	
Jalen Goodman	18-7	25	DNP	0-2	1-2	3-1	4-1	3-0	1-0	2-0	2-1	2-0	
Turner Inge	16-7	23	0-0	2-0	2-1	3-2	1-0	3-1	1-0	2-2	1-1	1-0	
Ethan Potter	13-5	18	2-0	0-0	4-3	1-1	4-1	0-0	DNP	DNP	0-0	2-0	
Isas Waxter	12-6	18	0-1	2-1	2-1	1-0	0-1	0-0	4-0	1-1	2-0	0-1	
Camden Gagnon	10-8	18	0-0	1-1	0-0	0-0	2-1	1-0	0-2	2-0	4-1	0-3	
Chandon Pierre	8-9	17	1-0	1-1	1-0	1-2	2-1	2-2	0-0	0-0	0-2	0-1	
Ayden Howard	9-7	16	3-1	1-2	1-0	1-0	1-1	1-0	0-1	1-1	0-1	0-0	
Jordan Nelson	7-5	12	3-0	1-1	1-1	DNP	DNP	DNP	0-0	2-2	0-1	0-0	
Christian Sapp	8-3	11	DNP	DNP	3-0	1-1	1-0	2-0	0-0	0-2	1-0	0-0	
Capri Martin	4-6	10	0-0	0-0	2-2	1-0	0-0	0-0	DNP	1-4	0-0	0-0	
Jake Green	3-6	9	1-0	DNP	0-1	0-1	1-0	0-0	0-0	1-0	0-3	0-1	
TD Ayo-Durojaiye	2-5	7	1-0	0-3	0-1	0-1	0-0	0-0	0-0	0-0	0-0	1-0	
John Rhodan	4-1	5	2-0	0-0	2-1	0-0	0-0	0-0	0-0	0-0	0-0	0-0	
DeeWil Barlee	3-2	5	0-1	1-1	2-0	0-0	0-0	0-0	DNP	0-0	0-0	0-0	
Josh Oluremi	3-2	5	0-1	DNP	DNP	1-0	1-0	1-0	0-0	0-1	0-0	DNP	
Obinna Nwobodo	2-3	5	0-0	0-1	0-0	0-0	2-0	0-0	0-0	0-0	0-0	0-2	
Kshawn Schulters	3-1	4	DNP	1-0	0-0	0-0	1-0	1-0	0-0	0-0	0-0	0-1	
Jon Wyatt	3-1	4	1-0	0-0	2-0	0-0	0-0	0-0	0-0	0-1	DNP	DNP	
Julian Glantz	2-1	3	0-0	0-0	0-0	0-0	0-0	1-0	1-0	0-1	DNP	0-0	
JR Strauss	2-1	3	0-0	0-0	0-0	0-0	0-0	1-0	0-0	1-1	0-0	0-0	
Colin Kennedy	1-2	3	0-0	DNP	DNP	DNP	DNP	0-0	0-0	1-2	DNP	0-0	
Zahmir Dawud	1-1	2	DNP	DNP	DNP	0-0	0-0	DNP	DNP	1-1	DNP	DNP	
Dale Law	1-1	2	1-0	DNP	DNP	DNP	DNP	DNP	DNP	0-1	DNP	DNP	
Nathan Fondacaro	1-0	1	0-0	0-0	0-0	0-0	0-0	0-0	0-0	0-0	1-0	0-0	
Daniel Lopes	1-0	1	1-0	0-0	0-0	0-0	0-0	0-0	0-0	0-0	0-0	0-0	
Temi Ajirofutu	0-1	1	0-0	0-0	0-1	0-0	0-0	0-0	0-0	0-0	0-0	0-0	
Timmy Furgeson	0-1	1	DNP	DNP	DNP	DNP	DNP	DNP	0-0	0-1	0-0	0-0	
Jaaron Hayek	0-1	1	DNP	DNP	0-0	0-0	0-0	0-0	0-0	0-0	0-1	0-0	
Antonio Johnson	0-1	1	0-0	0-0	0-1	0-0	0-0	0-0	0-0	DNP	DNP	DNP	
Mike Kennedy	0-1	1	0-0	0-0	0-1	DNP	DNP	DNP	DNP	0-0	DNP	0-0	
Garrett Rogan	0-1	1	0-0	DNP	DNP	DNP	DNP	DNP	DNP	0-1	DNP	DNP	
Stephane Voltaire	0-1	1	0-0	0-0	0-0	0-0	0-0	0-0	0-0	0-0	0-1	0-0	
<b>TOTAL</b>	<b>365-222</b>	<b>587</b>	<b>44-10</b>	<b>32-34</b>	<b>55-40</b>	<b>34-16</b>	<b>41-14</b>	<b>37-6</b>	<b>25-10</b>	<b>36-34</b>	<b>41-34</b>	<b>20-24</b>	

## SPECIAL TEAMS TACKLES

Total Tackles	KO-PU	TOT	LEH	COL	UCF	URI	UALB	NCAT	ELON	SB	UNH	TOW	DEL
TD Ayo-Durojaiye	3-4	7	0-1	3-0	0-1	0-1	0-0	0-0	0-0	0-0	0-0	0-1	
Danny Abraham	3-2	5	0-0	2-0	0-0	0-1	0-0	0-1	0-0	0-0	0-0	1-0	
Tyrell Mims	4-0	4	1-0	1-0	0-0	0-0	0-0	0-0	0-0	1-0	0-0	1-0	
Ethan Potter	4-0	4	0-0	0-0	0-0	2-0	0-0	0-0	DNP	DNP	0-0	2-0	
Turner Inge	3-1	4	0-0	0-0	0-0	0-0	0-0	0-0	1-0	1-0	2-0	0-0	
Shane Hartzell	2-2	4	1-1	0-0	0-0	DNP	0-0	0-0	0-0	0-0	1-0	0-1	
Jordan Nelson	2-2	4	0-0	0-1	0-1	DNP	DNP	DNP	0-0	1-0	1-0	0-0	
DeeWil Barlee	0-4	4	0-0	0-2	0-2	0-0	0-0	0-0	DNP	0-0	0-0	0-0	
Julian Glantz	3-0	3	0-0	0-0	0-0	0-0	0-0	1-0	1-0	1-0	DNP	0-0	
Josh Oluremi	3-0	3	0-0	DNP	DNP	1-0	0-0	1-0	0-0	1-0	0-0	DNP	
Elijah Glover	2-1	3	0-0	0-0	0-1	1-0	1-0	0-0	0-0	0-0	0-0	0-0	
Richie Kimmel	2-0	2	0-0	1-0	0-0	0-0	0-0	1-0	0-0	0-0	0-0	0-0	
Brendan Bell	1-1	2	0-0	0-1	0-0	0-0	0-0	0-0	0-0	0-0	1-0	0-0	
Jalen Goodman	1-0	1	DNP	0-0	0-0	1-0	0-0	0-0	0-0	0-0	0-0	0-0	
Nathan Fondacaro	1-0	1	0-0	0-0	0-0	0-0	0-0	0-0	0-0	0-0	1-0	0-0	
Christian Sapp	1-0	1	DNP	DNP	0-0	1-0	0-0	0-0	0-0	0-0	0-0	0-0	
Ty Trinh	1-0	1	0-0	1-0	0-0	0-0	0-0	0-0	0-0	0-0	0-0	0-0	
Ayden Howard	0-1	1	0-0	0-0	0-1	0-0	0-0	0-0	0-0	0-0	0-0	0-0	
<b>TOTAL</b>	<b>37-17</b>	<b>54</b>	<b>2-2</b>	<b>8-4</b>	<b>0-6</b>	<b>6-2</b>	<b>1-0</b>	<b>3-1</b>	<b>2-0</b>	<b>5-0</b>	<b>6-0</b>	<b>4-2</b>	



# VILLANOVA FOOTBALL GAME NOTES

## GAME BY GAME STARTERS

OFFENSE	QB	RB	WR/RB	WR/RB	WR/TE	TE/WR	LT	LG	C	RG	RT
Lehigh	Watkins	Jackson	Ayo-Durojaiye	Pringle	Sanchez	Johnson	Voltaire	Corbi	Picard	Torres	Ajirotutu
Colgate	Watkins	Jackson	Ayo-Durojaiye	Barlee	Pringle	Sanchez	Voltaire	Corbi	Picard	Torres	Ajirotutu
UCF	Watkins	Jackson	Lopes	Pringle	Sanchez	Johnson	Voltaire	Corbi	Picard	Torres	Ajirotutu
URI	Watkins	Barlee	Hayek	Pringle	Sanchez	Johnson	Voltaire	Corbi	Picard	Torres	Ajirotutu
UAlbany	Watkins	Barlee	Hayek	Pringle	Sanchez	Johnson	Voltaire	Corbi	Picard	Torres	Ajirotutu
NC A&T	Watkins	Barlee	Hayek	Pringle	Sanchez	Johnson	Voltaire	Corbi	Picard	Torres	Ajirotutu
Elon	Watkins	Jackson	Hayek	Pringle	Sanchez	Johnson	Voltaire	Corbi	Picard	Torres	Ajirotutu
Stony Brook	Watkins	Jackson	Hayek	Pringle	Sanchez	Bothwell	Voltaire	Corbi	Picard	Torres	Ajirotutu
UNH	Watkins	Jackson	Hayek	Pringle	Sanchez	Bothwell	Voltaire	Hummel	Picard	Torres	Ajirotutu
Towson	Watkins	Jackson	Hayek	Pringle	Sanchez	Bothwell	Voltaire	Corbi	Picard	Torres	Ajirotutu
Delaware											
DEFENSE	DE	DT	DE	LB	MLB	LB	CB	CB	FS	WS	SS
Lehigh	Gagnon	Green	Reichwein	Hartzell	Abraham	Bell	Marshall	Waxter	Mims	Glover	Trinh
Colgate	Gagnon	Pierre	Reichwein	Hartzell	Abraham	Bell	Marshall	Waxter	Goodman	Glover	Potter
UCF	Gagnon	Green	Reichwein	Hartzell	Abraham	Bell	Marshall	Waxter	Goodman	Glover	Trinh
URI	Gagnon	Green	Reichwein	Inge	Abraham	Bell	Marshall	Waxter	Goodman	Glover	Trinh
UAlbany	Gagnon	Green	Reichwein	Hartzell	Abraham	Bell	Marshall	Waxter	Goodman	Potter	Trinh
NC A&T	Gagnon	Green	Reichwein	Hartzell	Abraham	Bell	Marshall	Waxter	Goodman	Glover	Trinh
Elon	Gagnon	Green	Reichwein	Hartzell	Abraham	Bell	Marshall	Waxter	Goodman	Glover	Trinh
Stony Brook	Gagnon	Green	Reichwein	Hartzell	Abraham	Bell	Marshall	Waxter	Goodman	Glover	Trinh
UNH	Gagnon	Green	Reichwein	Hartzell	Abraham	Bell	Marshall	Waxter	Goodman	Glover	Trinh
Towson	Gagnon	Green	Reichwein	Hartzell	Abraham	Bell	Marshall	Waxter	Goodman	Glover	Trinh
Delaware											

## VILLANOVA SCORING DRIVES

OPP	QTR	TIME	PL/YDS/TM	RES	PLAY	OPP	QTR	TIME	PL/YDS/TM	RES	PLAY
Lehigh	1	3:58	11/75/6:26	TD	Jackson 1 yard run	Elon	1	9:24	10/59/5:30	TD	Ayo-Durojaiye 1 yard run
Lehigh	1	1:53	2/28/0:46	TD	Pringle 28 yard reception	Elon	1	5:33	4/59/1:46	TD	Ayo-Durojaiye 50 yard run
Lehigh	2	5:26	6/58/3:48	FG	Mercurio 37 yard field goal	Elon	3	7:02	8/81/4:48	TD	Ayo-Durojaiye 1 yard run
Lehigh	2	3:45	2/17/0:44	TD	Pringle 7 yard reception						
Lehigh	2	1:49	2/51/0:51	TD	Jackson 46 yard run	SB	1	9:36	2/80/0:49	TD	Ayo-Durojaiye 5 yard run
Lehigh	3	4:13	9/97/5:15	TD	Barlee 1 yard run	SB	1	2:43	6/75/2:54	TD	Hayek 43 yard reception
						SB	2	10:59	8/71/5:09	TD	Hayek 2 yard reception
Colgate	1	8:39	7/61/4:24	TD	Jackson 25 yard run	SB	2	8:28	2/64/0:48	TD	Jackson 44 yard run
Colgate	1	1:09	7/74/3:56	TD	Watkins 1 yard run	SB	2	1:11	3/82/0:53	TD	Pringle 76 yard reception
Colgate	2	5:11	7/75/3:46	TD	Watkins 1 yard run	SB	3	6:13	7/57/3:38	TD	Sanchez 24 yard reception
Colgate	2	2:59	1/67/0:13	TD	Pringle 67 yard reception	SB	4	13:38	6/76/2:57	TD	Wright 2 yard run
Colgate	3	12:41	4/75/2:13	TD	Johnson 1 yard reception						
Colgate	4	7:07	7/88/4:40	TD	Barlee 28 yard run	UNH	1	8:35	12/58/6:21	FG	Mercurio 44 yard field goal
						UNH	2	11:18	2/6/0:39	TD	Jackson 2 yard run
UCF	4	13:42	13/75/6:30	TD	Watkins 3 yard run	UNH	2	8:52	5/45/2:06	TD	Watkins 16 yard run
UCF	4	4:44	6/58/2:54	TD	Ayo-Durojaiye 11 yard run	UNH	2	0:22	12/75/3:39	TD	Jackson 6 yard run
						UNH	3	7:28	6/82/3:30	TD	Ayo-Durojaiye 18 yard reception
URI	1	5:23	6/65/3:00	TD	Watkins 1 yard run	UNH	3	0:37	7/56/3:38	TD	Watkins 6 yard run
URI	1	1:31	4/50/2:47	TD	Watkins 23 yard run	UNH	4	9:53	2/65/0:50	TD	Pringle 68 yard reception
URI	2	1:47	6/79/2:59	TD	Watkins 5 yard run						
URI	3	13:11	1/63/0:14	TD	Ayo-Durojaiye 63 yard run	TOW	1	9:40	2/71/1:17	TD	Pringle 79 yard reception
URI	4	6:28	7/33/4:28	TD	Barlee 6 yard run	TOW	1	3:15	10/48/5:16	TD	Mercurio 25 yard field goal
						TOW	2	2:43	7/83/3:58	TD	Pringle 63 yard reception
UALB	1	10:33	11/43/4:21	FG	Mercurio 44 yard field goal	TOW	2	0:26	8/76/1:12	TD	Sanchez 19 yard reception
UALB	2	11:08	9/63/3:52	TD	Sanchez 17 yard reception	TOW	3	1:29	13/78/8:12	TD	Ayo-Durojaiye 4 yard run
						TOW	4	11:20	0:47	SF	TEAM Safety
NCAT	1	8:26	14/64 6:28	FG	Mercurio 25 yard field goal						
NCAT	1	6:06	4/75 2:00	TD	Sanchez 58 yard reception						
NCAT	2	14:50	9/47/4:43	FG	Mercurio 39 yard field goal						
NCAT	2	4:56	9/85/5:23	TD	Barlee 21 yard run						
NCAT	2	1:24	7/62/1:21	TD	Pringle 9 yard reception						
NCAT	2	0:00	7/47 1:24	FG	Mercurio 19 yard field goal						
NCAT	3	4:57	3/65/0:56	TD	Sanchez 59 yard reception						

# VILLANOVA FOOTBALL GAME NOTES

## LONG PLAYS BY THE NUMBERS

YARDS	NO.	TD
100+	0	0
90-99	0	0
80-89	1	0
70-79	4	2
60-69	6	4
50-59	4	3
40-49	9	3
30-39	9	0
20-29	33	7

## LONG PLAYS BY TYPE

PLAY	NO.	TD
Rushing	21	8
Passing	37	11
Punt Returns	0	0
Kick Returns	7	0
Interceptions	1	0
Fumble Returns	0	0
Other	0	0
TOTAL	66	19

## LONGEST PLAYS OF THE YEAR

RUSHING	
66	Jalen Jackson at Lehigh
RUSHING TOUCHDOWN	
63	TD Ayo-Durojaiye vs. Rhode Island
PASSING	
79	Connor Watkins vs. Towson
PASSING TOUCHDOWN	
79	Connor Watkins vs. Towson
RECEPTION	
79	Rayjuon Pringle vs. Towson
RECEIVING TOUCHDOWN	
79	Rayjuon Pringle vs. Towson
PUNT RETURN	
13	Rayjuon Pringle at UCF
KICK RETURN	
47	TD Ayo-Durojaiye at New Hampshire
INTERCEPTION RETURN	
81	Jalen Goodman vs. Rhode Island
FUMBLE RETURN	
40	Elijah Glover at New Hampshire
PUNT	
57	Nathan Fondacaro vs. Rhode Island
FIELD GOAL	
44	Matthew Mercurio at UAlbany
44	Matthew Mercurio at New Hampshire

## LONGEST PLAYS OF THE YEAR (20+ YARDS)

YDS	TYPE	PLAYER	OPPONENT
81	INT	Jalen Goodman	Rhode Island
79*	Pass	Connor Watkins to Rayjuon Pringle	Towson
76*	Pass	Connor Watkins to Rayjuon Pringle	Stony Brook
75	Pass	Connor Watkins to Sanchez (68) and Pringle (7)	Colgate
75	Pass	Connor Watkins to Rayjuon Pringle	Stony Brook
68*	Pass	Connor Watkins to Rayjuon Pringle	at New Hampshire
67*	Pass	Connor Watkins to Rayjuon Pringle	Colgate
66	Rush	Jalen Jackson	at Lehigh
63*	Rush	TD Ayo-Durojaiye	Rhode Island
63*	Pass	Connor Watkins to Rayjuon Pringle	Towson
60	Pass	Connor Watkins to Jaylan Sanchez	Colgate
59*	Pass	Connor Watkins to Jaylan Sanchez	at N.C. A&T
58*	Pass	Connor Watkins to Jaylan Sanchez	at N.C. A&T
51	Pass	Connor Watkins to Rayjuon Pringle	Colgate
50*	Rush	TD Ayo-Durojaiye	Elon
48	Rush	Jalen Jackson	at New Hampshire
47	KR	TD Ayo-Durojaiye	at New Hampshire
46*	Rush	Jalen Jackson	at Lehigh
45	Pass	Connor Watkins to Jaylan Sanchez	at UCF
44*	Rush	Jalen Jackson	Stony Brook
43	Pass	Connor Watkins to Rayjuon Pringle	Colgate
43*	Pass	Connor Watkins to Jaaron Hayek	Stony Brook
40	Pass	Connor Watkins to Jaaron Hayek	Rhode Island
40	Pass	Tanner Maddocks to Jaylan Sanchez	Stony Brook
38	Rush	Connor Watkins	Rhode Island
35	Pass	Connor Watkins to DeeWil Barlee	at UCF
35	KR	TD Ayo-Durojaiye	Elon
34	Rush	Connor Watkins	Rhode Island
34	Pass	Connor Watkins to Jaaron Hayek	Rhode Island
33	Rush	DeeWil Barlee	at Lehigh
33	Pass	Connor Watkins to Rayjuon Pringle	at UAlbany
32	KR	TD Ayo-Durojaiye	at UAlbany
31	Pass	Connor Watkins to Rayjuon Pringle	Rhode Island
29	Rush	DeeWil Barlee	at Lehigh
29	Rush	Connor Watkins	Elon
28*	Pass	Connor Watkins to Rayjuon Pringle	at Lehigh
28*	Rush	DeeWil Barlee	Colgate
28	Rush	Isaiah Ragland	Elon
28	Pass	Connor Watkins to Jaylan Sanchez	Stony Brook
28	Rush	Ja'Briel Mace	Towson
27	Pass	Connor Watkins to Rayjuon Pringle	Stony Brook
25*	Rush	Jalen Jackson	Colgate
25	Pass	Connor Watkins to DeeWil Barlee	at UAlbany
25	KR	TD Ayo-Durojaiye	at N.C. A&T
25	KR	TD Ayo-Durojaiye	Stony Brook
25	Rush	Jalen Jackson	Towson
25	Pass	Connor Watkins to Jaaron Hayek	Towson
24	Pass	Connor Watkins to TD Ayo-Durojaiye	Rhode Island
24	Rush	Connor Watkins	Elon
24	Rush	Connor Watkins	Elon
24*	Pass	Connor Watkins to Jaylan Sanchez	Stony Brook
23*	Rush	Connor Watkins	Rhode Island
23	Pass	Connor Watkins to Rayjuon Pringle	at N.C. A&T
23	KR	TD Ayo-Durojaiye	at N.C. A&T
22	KR	TD Ayo-Durojaiye	at Lehigh
22	Pass	Connor Watkins to TD Ayo-Durojaiye	at UCF
22	Pass	Connor Watkins to Rayjuon Pringle	at New Hampshire
21*	Rush	DeeWil Barlee	at N.C. A&T
20	Pass	Connor Watkins to Jaylan Sanchez	at Lehigh
20	Rush	DeeWil Barlee	at UAlbany
20	Pass	Connor Watkins to Kenyon Miles	at UAlbany
20	Pass	Connor Watkins to Rayjuon Pringle	at N.C. A&T
20	Pass	Connor Watkins to Rayjuon Pringle	at N.C. A&T
20*	Pass	Connor Watkins to Jaaron Hayek	Stony Brook
20	Pass	Connor Watkins to Jaaron Hayek	Stony Brook
20	Pass	Connor Watkins to Jaylan Sanchez	Towson

\* denotes a touchdown

20-YARD PLUS BY PLAYER								
PLAYER	NO.	TD	RUSH	REC.	KR	PR	IR	FR
Pringle	16	6	0	16	0	0	0	0
Ayo-Durojaiye	11	2	2	2	7	0	0	0
Sanchez	10	3	0	10	0	0	0	0
Barlee	7	2	5	2	0	0	0	0
Jackson	6	3	6	0	0	0	0	0
Hayek	6	2	0	6	0	0	0	0
Watkins	6	1	6	0	0	0	0	0
Mace	1	0	1	0	0	0	0	0
Ragland	1	0	1	0	0	0	0	0
Miles	1	0	0	1	0	0	0	0
Goodman	1	0	0	0	0	0	1	0
TOTAL	66	19	21	37	7	0	1	0

# VILLANOVA FOOTBALL GAME NOTES

## MISCELLANEOUS STATS

### NON-OFFENSIVE TOUCHDOWNS

Player	Type	Yds	Opponent
Jalen Goodman	INT	23	Maine

### POINTS OFF TURNOVERS

OPPONENT	VU TO	OPP PTS	OPP TO	VU PTS	+/-
Lehigh	1	0	3	21	+21
Colgate	1	3	1	0	-3
UCF	1	7	0	0	-7
Rhode Island	1	0	2	7	+7
UAlbany	5	14	0	0	-14
NC A&T	1	0	0	0	0
Elon	2	0	0	0	0
Stony Brook	1	0	1	6	+6
UNH	1	0	4	14	+14
Towson	2	0	0	0	0
Delaware					
<b>TOTAL</b>	<b>16</b>	<b>24</b>	<b>11</b>	<b>48</b>	<b>+24</b>

### CAREER INTERCEPTIONS

Player	INT	Return Yards	Long	TD
Danny Abraham	5	64	32	0
Elijah Glover	4	130	78	1
Kshawn Schulters	3	50	48	0
Tyrell Mims	3	0	0	0
Jalen Goodman	2	104	81	1
Ty Trinh	2	18	18	0
Shane Hartzell	1	19	19	0
Brendan Bell	1	17	17	0
Jake Green	1	4	4	0
Ethan Potter	1	1	1	0
Christian Sapp	1	0	0	0
Isas Waxter	1	0	0	0

### CAREER FUMBLES

Player	FF	FR	Return Yards	TD
Danny Abraham	1	2	0	0
Brendan Bell	1	1	0	0
TD Ayo-Durojaiye	0	1	0	1
Timmy Furgeson	1	1	0	0
Camden Gagnon	2	0	0	0
Jalen Goodman	1	1	0	0
Elijah Glover	1	1	40	0
Shane Hartzell	1	0	0	0
Richie Kimmel	0	1	0	0
Tyrell Mims	0	2	0	0
Chandon Pierre	1	0	0	0
Ethan Potter	1	1	0	0
Jake Reichwein	3	1	0	0
Christian Sapp	1	0	0	0
Ty Trinh	1	2	0	0

### CAREER BLOCKED KICKS

Player	Type	Opponent	Date
Brendan Bell	Punt	UAlbany	10.16.21
Richie Kimmel	Punt	Delaware	11.19.22
Devon Marshall	Punt	Delaware	11.19.22
Tyrell Mims	Punt	William & Mary	10.30.21
John Rhodan	PAT	Rhode Island	9.23.23

### CAREER 100-YARD RUSHING GAMES

Player	Yds.	Att.	TD	Opp.	Date
TD Ayo-Durojaiye	110	16	1	LIU	9.10.22
TD Ayo-Durojaiye	106	11	0	Richmond	10.15.22
TD Ayo-Durojaiye	136	20	1	UAlbany	10.22.22
TD Ayo-Durojaiye	112	25	0	Hampton	10.29.22
<b>TD Ayo-Durojaiye</b>	<b>103</b>	<b>7</b>	<b>1</b>	<b>URI</b>	<b>9.23.23</b>
DeeWil Barlee	131	22	1	Stony B.	10.26.19
DeeWil Barlee	114	18	1	Rich.	11.9.19
DeeWil Barlee	177	18	1	LIU	9.10.22
<b>DeeWil Barlee</b>	<b>102</b>	<b>11</b>	<b>1</b>	<b>Lehigh</b>	<b>9.2.23</b>
Jalen Jackson	104	12	2	URI	10.23.21
Jalen Jackson	103	11	2	Stony B.	11.13.21
Jalen Jackson	187	28	3	Monmouth	9.24.22
<b>Jalen Jackson</b>	<b>144</b>	<b>8</b>	<b>2</b>	<b>Lehigh</b>	<b>9.2.23</b>
<b>Jalen Jackson</b>	<b>145</b>	<b>19</b>	<b>2</b>	<b>UNH</b>	<b>11.4.23</b>
Isaiah Ragland	126	15	0	Elon	10.14.23
Connor Watkins	130	11	2	Hampton	10.29.22
<b>Connor Watkins</b>	<b>113</b>	<b>10</b>	<b>3</b>	<b>URI</b>	<b>9.23.23</b>
<b>Connor Watkins</b>	<b>125</b>	<b>13</b>	<b>0</b>	<b>Elon</b>	<b>10.14.23</b>

### CAREER 100-YARD RECEIVING GAMES

Player	Yds.	Rec.	TD	Opp.	Date
Dez Boykin	110	6	0	W&M	11.12.22
Jaaron Hayek	108	6	2	Towson	9.21.19
Jaaron Hayek	105	6	1	SELA	11.30.19
Jaaron Hayek	127	8	1	Rich.	9.18.21
Jaaron Hayek	115	6	1	W&M	10.30.21
Jaaron Hayek	117	5	1	Dela.	11.20.21
Jaaron Hayek	141	6	2	Lehigh	9.2.22
Jaaron Hayek	120	4	0	LIU	9.10.22
Jaaron Hayek	136	6	0	Monmouth	9.24.22
Jaaron Hayek	159	5	4	Maine	10.1.22
<b>Jaaron Hayek</b>	<b>102</b>	<b>5</b>	<b>2</b>	<b>Stony B.</b>	<b>10.28.23</b>
Rayjuon Pringle	171	9	1	Stony B.	3.6.21
Rayjuon Pringle	107	4	2	Penn St.	9.25.21
Rayjuon Pringle	132	8	1	JMU	10.9.21
Rayjuon Pringle	105	7	0	Elon	11.6.21
Rayjuon Pringle	143	4	2	UAlbany	10.22.22
<b>Rayjuon Pringle</b>	<b>168</b>	<b>3</b>	<b>1</b>	<b>Colgate</b>	<b>9.9.23</b>
<b>Rayjuon Pringle</b>	<b>196</b>	<b>5</b>	<b>1</b>	<b>Stony B.</b>	<b>10.28.23</b>
<b>Rayjuon Pringle</b>	<b>104</b>	<b>4</b>	<b>1</b>	<b>UNH</b>	<b>11.4.23</b>
<b>Rayjuon Pringle</b>	<b>180</b>	<b>5</b>	<b>2</b>	<b>Towson</b>	<b>11.11.23</b>
Jaylan Sanchez	128	2	0	Colgate	9.9.23
Jaylan Sanchez	158	6	2	NC A&T	10.7.23
Jaylan Sanchez	103	4	1	Stony B.	10.28.23

### CAREER 300-YARD PASSING GAMES

Player	Yds.	C-A-I	TD	Opp.	Date
Connor Watkins	310	8-11-0	2	Colgate	9.9.23
Connor Watkins	361	13-19-0	4	Stony B.	10.28.23

### CAREER DOUBLE DIGIT TACKLE GAMES

Player	TOT	UA-A	Opp.	Date
Brendan Bell	10	5-5	Towson	11.5.22
Brendan Bell	12	9-3	Delaware	11.19.22
<b>Brendan Bell</b>	<b>14</b>	<b>8-6</b>	<b>UNH</b>	<b>11.4.23</b>
Jalen Goodman	13	10-3	URI	3.13.21
Jalen Goodman	12	10-2	Holy Cr.	12.3.21
Jalen Goodman	12	5-7	Delaware	11.19.22
Shane Hartzell	15	8-7	Richmond	10.15.22
Shane Hartzell	10	6-4	Delaware	11.19.22
<b>Shane Hartzell</b>	<b>10</b>	<b>4-6</b>	<b>UNH</b>	<b>11.4.23</b>
Ethan Potter	11	4-7	Maine	10.1.22
Ethan Potter	11	6-5	Richmond	10.15.22
<b>Ty Trinh</b>	<b>12</b>	<b>7-5</b>	<b>UNH</b>	<b>11.4.23</b>



# VILLANOVA FOOTBALL GAME NOTES

## DEFENSE/SPECIAL TEAMS TOUCHDOWNS

(since becoming an FCS member in 1985)

PLAY	TDs
<b>DEFENSE (66)</b>	
Interception Return.....	42
Fumble Return.....	18
Blocked Punt Return.....	5
Blocked Field Goal Return.....	1
<b>SPECIAL TEAMS (17)</b>	
Kick Return.....	15
Punt Return.....	2
<b>TOTAL .....</b>	<b>83</b>

## LONGEST TOUCHDOWNS BY TYPE

### Interception Return

100 yards by Rob Rolle on September 17, 2016 vs. Towson

### Fumble Return

99 yards by Jaquan Amos on October 7, 2017 vs. Maine

### Return of Blocked Punt

33 yards by Ademole Turner on September 21, 1996 vs. Fordham

### Return of Blocked Field Goal

73 yards by Craig James on September 28, 2013 vs. Penn

### Kick Return

100 yards by Nowoola Awopetu on November 9, 2019 vs. Richmond

### Punt Return

66 yards by Poppy Livers on October 20, 2012 vs. Georgia State

## DEFENSIVE/SPECIAL TEAMS TDS BY YEAR

### DEFENSE

4 .....	2000, 2016, 2017, 2019
3 .....	2004, 2005, 2007, 2009, 2012, 2013
2 .....	1986 1989, 1991, 1992, 1994, 1996, 1999, 2003, 2008, 2010, 2011, 2014, 2018, 2021
1 .....	1997, 1998, 2001, 2022

### SPECIAL TEAMS

2 .....	2000, 2010
1 .....	1996, 1997, 1998, 2001, 2002, 2003, 2004, 2007, 2008, 2009, 2012, 2017, 2019

## DEFENSIVE/SPECIAL TEAMS TDS BY MONTH

August .....	3
September .....	35
October .....	21
November .....	21
December .....	3

## DEFENSIVE/SPECIAL TEAMS TDS BY PLAYER

DEFENSIVE TOUCHDOWNS	TDs
Jaquan Amos .....	4
Jimmy Pitts.....	3
Ronnie Akins .....	2
Nowoola Awopetu .....	2
Brian Barajas .....	2
Eric Loper .....	2
Rob Rolle .....	2
Joe Sarnese .....	2
Jeff Steeb .....	2
Daryl Stewart.....	2
Darrell Adams .....	1
<b>TD Ayo-Durojaiye .....</b>	<b>1</b>
Rodney Badger .....	1
Christian Benford.....	1
Austin Calitro .....	1
Clarence Curry .....	1
Chris Curtis.....	1
John Dempsey .....	1
Curtis Eller.....	1
Brennan Erbeznik.....	1
<b>Jalen Goodman.....</b>	<b>1</b>
Sean Goodrich .....	1
Mike Hoffman .....	1
Brian Hulea .....	1
Keeling Hunter.....	1
Craig James .....	1
Gary Johnson .....	1
Marlon Johnson.....	1
Joe Keating .....	1
Salim Koroma .....	1
Tanoh Kpassagnon .....	1
Tim Kukucka .....	1
DeLonne Kelly .....	1
Kevin Long.....	1
Jason McMillion .....	1
Jerry Miles .....	1
Martel Moody.....	1
Steven Neugebauer.....	1
Osayi Osunde .....	1
Delmon Robertson .....	1
Bobby Rosato .....	1
Dan Silva .....	1
Kwesi Solomon.....	1
Rich Spugnardi.....	1
Terence Taylor.....	1
Elijah Trent.....	1
Ademole Turner.....	1
Ray Ventrone .....	1
Ross Ventrone.....	1
Curtis Waltman.....	1
Aaron Weems .....	1
Darrel Young .....	1
<b>SPECIAL TEAMS TOUCHDOWNS</b>	<b>TDs</b>
Brian Westbrook.....	5
Angelo Babbaro.....	3
Martin Gibson.....	3
Matt Szczur .....	2
Nowoola Awopetu .....	1
Poppy Livers.....	1
Taurus Phillips .....	1
Ademole Turner.....	1

# VILLANOVA FOOTBALL GAME NOTES

## SINGLE GAME HIGHS

### INDIVIDUAL SINGLE GAME HIGHS

Category	No.	Player
Rushes	19	Jalen Jackson at New Hampshire
Rushing Yards	145	Jalen Jackson at New Hampshire
Rushing TDs	3	Watkins vs. URI/Ayo-Durojaiye vs. Elon
Long Rush	66	Jalen Jackson at Lehigh
Pass Attempts	31	Connor Watkins at UAlbany
Pass Completions	17	Connor Watkins at UAlbany
Passing Yards	361	Connor Watkins vs. Stony Brook
Passing TDs	4	Connor Watkins vs. Stony Brook
Long Pass	79	Connor Watkins vs. Towson
Receptions	6	4x
Receiving Yards	196	Rayjuon Pringle vs. Stony Brook
Receiving TDs	2	4x
Long Reception	79	Rayjuon Pringle vs. Towson
Field Goals	3	Matthew Mercurio at N.C. A&T
Long Field Goal	44	Matthew Mercurio at UAlbany/at UNH
Punts	9	Nathan Fondacaro at UCF
Punting Average	52.0	Nathan Fondacaro vs. Towson
Long Punt	57	Nathan Fondacaro vs. Rhode Island
Punts Inside 20	2	Nathan Fondacaro at UCF
Long Punt Return	13	Rayjuon Pringle at UCF
Long Kick Return	47	TD Ayo-Durojaiye at New Hampshire
Long INT Return	81	Jalen Goodman vs. Rhode Island
Long FR Return	40	Elijah Glover at New Hampshire
Tackles	14	Brendan Bell at New Hampshire
Tackles For Loss	2.0	6x
Sacks	1.0	18x
Interceptions	1	8x

### OPPONENT SINGLE GAME HIGHS

Category	No.	Player
Rushes	19	Dylan Laube, New Hampshire
Rushing Yards	132	Dylan Laube, New Hampshire
Rushing TDs	2	3x
Long Rush	75	Laube, New Hampshire; Watkins, Towson
Pass Attempts	40	Max Brosmer, New Hampshire
Pass Completions	27	Max Brosmer, New Hampshire
Passing Yards	321	Timmy McClain, UCF
Passing TDs	3	Reese Poffenbarger, UAlbany
Long Pass	58	Timmy McClain, UCF
Receptions	11	Anthony Johnson, Stony Brook
Receiving Yards	147	Kobe Hudson, UCF
Receiving TDs	1	10x
Long Reception	58	Kobe Hudson, UCF
Field Goals	2	3x
Long Field Goal	42	John Opalko, UAlbany
Punts	8	Banks-Altekruse, Lehigh; Taylor, Stony Brook
Punting Average	50.0	Kyle Romenick, Elon
Long Punt	61	Kyle Romenick, Elon
Punts Inside 20	4	Ben Banks-Altekruse, Lehigh
Long Punt Return	29	Xavier Townsend, UCF
Long Kick Return	94	Taycon Cooke, North Carolina A&T
Long INT Return	47	Max Oxendine, New Hampshire
Long FR Return	0	4x
Tackles	14	Brandon Tyson, Elon
Tackles For Loss	3.0	Tre'mon Morris-Brash, UCF/A.J. Simon, UAlbany
Sacks	3.0	A.J. Simon, UAlbany
Interceptions	1	8x

### TEAM SINGLE GAME HIGHS

Category	No.	Villanova
Rushes	63	Elon
Rushing Yards	440	Elon
Yards Per Rush	9.2	at Lehigh
Rushing TDs	5	Rhode Island
Pass Attempts	31	at UAlbany
Pass Completions	17	at UAlbany/Stony Brook
Passing Yards	398	Stony Brook
Yards Per Pass	28.2	Colgate
Passing TDs	4	Stony Brook
Total Plays	75	at North Carolina A&T
Total Offense	556	Stony Brook
Yards Per Play	11.3	Stony Brook
Points	48	Stony Brook
First Downs	28	Towson
Penalties	12	Rhode Island
Penalty Yards	105	Rhode Island
Turnovers	5	at UAlbany
Sacks	3	Colgate/at North Carolina A&T/at UNH
Interceptions	3	at New Hampshire
Punts	9	at UCF
Punting Average	52.0	Towson
Third Down Pct.	66.7% (8-12)	Rhode Island
Fourth Down Pct.	100.0% (2-2)	at Lehigh
	100.0% (2-2)	at UCF
	100.0% (1-1)	Colgate

### OPPONENT SINGLE GAME HIGHS

Category	No.	Opponent
Rushes	54	UCF
Rushing Yards	251	UCF
Yards Per Rush	6.6	Towson
Rushing TDs	4	UCF
Pass Attempts	41	New Hampshire
Pass Completions	27	New Hampshire
Passing Yards	349	UCF
Yards Per Pass	10.6	UCF
Passing TDs	3	UAlbany
Total Plays	87	UCF
Total Offense	600	UCF
Yards Per Play	6.9	UCF
Points	48	UCF
First Downs	31	UCF
Penalties	9	New Hampshire
Penalty Yards	75	New Hampshire
Turnovers	4	New Hampshire
Sacks	7	UAlbany
Interceptions	2	UAlbany
Punts	8	Lehigh/Stony Brook
Punting Average	50.0	Elon
Third Down Pct.	57.1% (8-14)	UAlbany
Fourth Down Pct.	66.7% (2-3)	UCF

# VILLANOVA FOOTBALL GAME NOTES

## THE LAST TIME VILLANOVA

VILLANOVA	SPAN OF GAMES	LAST TIME	VILLANOVA	SPAN OF GAMES	LAST TIME
<b>Scoring</b>			<b>PASSING</b>		
50-59	32	55 vs. Bucknell (9.11.2021)	300-399 yards	2	361, Connor Watkins vs. Stony Brook (10.28.2023)
60-69	194	63 vs. William & Mary (10.6.2007)	400+ yards	245	460, Brett Gordon vs. Delaware (11.23.2002)
70+	1,199	NEVER	40-49 attempts	31	40, Daniel Smith vs. Richmond (9.18.2021)
<10	12	3 at Towson (11.5.2022)	50+ attempts	215	54, Frank Jankowski vs. Richmond (10.8.2005)
<7	12	3 at Towson (11.5.2022)	25-29 completions	31	26, Daniel Smith vs. Richmond (9.18.2021)
Shutout by	54	0-34 vs. New Hampshire (10.27.2018)	30-39 completions	210	30, Frank Jankowski vs. JMU (11.12.2005)
Shutout by (CAA)	54	0-34 vs. New Hampshire (10.27.2018)	40+ completions	252	40, Brett Gordon vs. JMU (9.28.2002)
Shutout by (home)	54	0-34 vs. New Hampshire (10.27.2018)	3 passing TDs	0	3, Connor Watkins vs. Towson (11.11.2023)
Shutout by (road)	79	0-23 vs. Richmond (10.15.2016)	4 passing TDs	2	4, Connor Watkins vs. Stony Brook (10.28.2023)
Shutout opponent	3	21-0 vs. Elon (10.14.2023)	5 passing TDs	39	5, Daniel Smith vs. Delaware (11.23.2019)
Shutout (home)	3	21-0 vs. Elon (10.14.2023)	6 passing TDs	279	6, Chris Boden vs. Delaware (11.20.1999)
Shutout (road)	24	35-0 at Elon (11.6.2021)	Consecutive 300+	215	3 straight, Frank Jankowski (9.24 - 10.8.2005)
Shutout (CAA)	3	21-0 vs. Elon (10.14.2023)	50-59 yard pass	4	59/58, Connor Watkins at N.C. A&T (10.7.2023)
<b>Rushing</b>			60-69 yard pass	0	63, Connor Watkins vs. Towson (11.11.2023)
300-399 Yards	19	365 at LIU (9.10.2022)	70-79 yard pass	0	79, Connor Watkins vs. Towson (11.11.2023)
400+ Yards	3	440 vs. Elon (10.14.2023)	80-89 yard pass	18	80, Connor Watkins vs. UAlbany (10.22.2022)
<100 Yards	5	71 at UAlbany (9.30.2023)	90-99 yard pass	58	90, Zach Bednarczyk vs. Bucknell (9.22.2018)
<0 Yards	203	-39 vs. Maine (10.14.2006)	100+ yard pass	1,199	NEVER
<b>Passing</b>			<b>RECEIVING</b>		
300-399 Yards	0	300 vs. Towson (11.11.2023)	100-199 yards	0	Rayjuon Pringle (180) vs. Towson (11.11.2023)
400-499 Yards	216	418 vs. New Hampshire (10.1.2004)	200+ yards	39	236, Changa Hodge vs. Delaware (11.23.2019)
<b>Total Offense</b>			2 players 100+	8	Pringle (168), Sanchez (128) vs. Colgate (9.9.2023)
500-599 Yards	0	555 vs. Towson (11.11.2023)	3 players 100+	2	Pringle (191), Sanchez (103), Hayek (102) vs. Stony B. (10.28.2023)
600-699 Yards	58	609 vs. Bucknell (9.22.2018)	10 receptions	203	10, Duquesne May vs. Maine (10.14.2006)
700+ Yards	750	706 vs. North Carolina State (11.19.1949)	11 receptions	147	11, Matt Szczur vs. Stephen F.A. (12.4.2.2010)
<200 Yards	12	153 at Towson (11.5.2022)	12-14 receptions	256	12, Brian White vs. Rutgers (8.31.2002)
<100 Yards	385	87 vs. New Hampshire (11.3.1990)	15 receptions	297	15, Brian Westbrook vs. N' eastern (10.10.1998)
30+ first downs	39	30 vs. Delaware (11.23.2019)	16 receptions	301	16, Brian Finneran vs. Y'town State (12.6.1997)
<b>100+ penalty yards</b>	6	12-105 vs. Rhode Island (9.23.2023)	Consecutive 100+	0	3 straight, Rayjuon Pringle (10.28 - 11.11.2023)
2 fumbles lost	10	2 vs. Delaware (11.19.22)	50-59 yard catch	4	59/58, Jaylan Sanchez at N.C. A&T (10.7.2023)
3+ fumbles lost	5	3 at UAlbany (9.30.2023)	60-69 yard catch	0	63, Rayjuon Pringle vs. Towson (11.11.2023)
Scored a safety	0	1 vs. Towson (11.11.2023)	70-79 yard catch	0	69, Rayjuon Pringle vs. Towson (11.11.2023)
Scored two safeties	123	2 vs. James Madison (11.10.2012)	80-89 yard catch	14	80, Rayjuon Pringle vs. UAlbany (10.22.2022)
Allowed a safety	14	1 vs. UAlbany (10.22.2022)	90-99 yard catch	58	90, Josh McGrigg vs. Bucknell (9.22.2018)
Forced 5 TO	33	6 at Lehigh (9.4.2021)	100+ yard catch	1,199	NEVER
Forced 6+ TO	33	6 at Lehigh (9.4.2021)	3 receiving TDs	146	3, Norman White vs. Stephen F.A. (12.4.2010)
Committed 5+ TO	5	5 at UAlbany (9.30.2023)	4 receiving TDs	16	4, Jaaron Hayek vs. Maine (10.1.2022)
4+ interceptions	33	4 at Lehigh (9.4.2021)	5 receiving TDs	542	5, Mike Siani vs. Xavier (10.30.1971)
Forced 2 fumbles	20	2 vs. Lehigh (9.2.2022)	<b>SPECIAL TEAMS</b>		
Forced 3 fumbles	27	3 vs. Rhode Island (10.23.2021)	50+ yard field goal	282	50, Casey Hannon vs. JMU (10.1.1999)
Forced 4+ fumbles	104	4 vs. Rhode Island (10.11.2014)	45-49 yard field goal	10	45, Matthew Mercurio vs. W&M (11.12.2022)
Recovered 2 fumbles	10	2 vs. Delaware (11.19.22)	40-44 yard field goal	1	44, Matthew Mercurio at UNH (11.4.2023)
Recovered 3+ fumbles	27	3 vs. Rhode Island (10.23.2021)	Made 3+ field goals	4	3, Matthew Mercurio at N.C. A&T (10.7.2023)
2+ defensive TDs	53	2 INT returns vs. Richmond (11.3.2018)	Made 7+ PATs	32	7, William Bartel vs. Bucknell (9.11.2021)
Defense/ST TDs	70	2 INT returns/1 PR vs. Lafayette (9.16.2017)	Missed PAT	2	1, Matthew Mercurio vs. Stony Brook (10.28.2023)
Consecutive games non-off. TD	48	3 straight, vs. Colgate/Lehigh/Bucknell (8.24 - 9.14.2019)	70+ yard punt	48	75, John Hinchin at Bucknell (9.14.2019)
5 total TD's in a game	6	5 vs. Rhode Island (9.23.2023)	60-69 yard punt	35	68, Nathan Fondacaro at Maine (4.3.2021)
6 total TD's in a game	1	6 at New Hampshire (11.4.2023)	Kickoff return TD	41	100, Nowoola Awopetu vs. Richmond (11.9.2019)
7+ total TD's in a game	2	7 vs. Stony Brook (10.28.2023)	Punt return TD	28	15, TD Ayo-Durojaiye at UAlbany (10.16.2021)
Recovered onside kick	4	at N.C. A&T (10.7.2023)	2+ kick return TD	1,199	NEVER
Defensive 2-point conv.	329	vs. William & Mary (10.28.1995)	Start game kick return TD	40	100, Nowoola Awopetu vs. Richmond (11.9.2019)
Walk-Off Win	14	vs. UAlbany (10.22.2022)	Consecutive games non-off. TD	??	Has not happened since FB reinstated in 1985
<b>RUSHING</b>			2-point conversion	10	Connor Watkins (rush) vs. Delaware (11.19.22)
100-199	1	145, Jalen Jackson at New Hampshire (11.4.2023)	Blocked a PAT	6	John Rhodan vs. Rhode Island (9.23.2023)
200-299	114	214, John Robertson vs. Maine (10.26.2013)	Blocked a FG	56	Jafonta Johnson vs. Maine (10.6.2018)
300+	1,199	NEVER	Blocked a punt	10	Richie Kimmel vs. Delaware (11.19.22)
2 players 100+	3	Ragland (126), Watkins (125) vs. Elon (10.14.2023)	TD on blocked FG	118	73, Craig James vs. Stony Brook (9.28.2013)
30+ attempts	110	34, John Robertson vs. Syracuse (8.29.2014)	TD on blocked punt	27	TD Ayo-Durojaiye at UAlbany (10.16.2021)
Consecutive 100+	13	3 straight, TD Ayo-Durojaiye (10.15 - 10.29.2022)	<b>DEFENSE</b>		
Consecutive 200+	114	2 straight, John Robertson (10.19 - 10.26.2013)	10-14 tackles	1	14, Brendan Bell at UNH (11.4.2023)
50-59 yard rush	3	50, TD Ayo-Durojaiye vs. Elon (10.14.2023)			12, Ty Trinh at UNH (11.4.2023)
60-69 yard rush	6	63, TD Ayo-Durojaiye vs. URI (9.23.2023)			10, Shane Hartzell at UNH (11.4.2023)
70-79 yard rush	14	75, Connor Watkins vs. Hampton (10.29.2022)	15-19 tackles	15	15, Shane Hartzell at Richmond (10.15.2022)
80-89 yard rush	24	83, Justin Covington vs. Stony Brook (11.13.2021)	20+ tackles	21	21, Forrest Rhyne vs. S. Dakota St. (12.11.2021)
90-99 yard rush	401	90, Mike Jones vs. Columbia (9.23.1989)	5+ TFL	183	5.5, Greg Miller vs. Richmond (9.27.2008)
100+ yard rush	1,136	110, John Powers vs. Fordham (10.15.1902)	3+ sacks	78	3.5, Ed Shockley vs. UAlbany (10.22.2016)
3 rushing TDs	3	3, TD Ayo-Durojaiye vs. Elon (10.14.2023)	2+ interceptions	32	Christian Benford vs. Bucknell (9.11.2021)
4 rushing TDs	35	4, Justin Covington at Maine (4.3.2021)	3+ fumble recoveries	228	3, Darrell Adams vs. James Madison (9.17.2004)
			2 fumble recoveries	53	2, Chucky Smith vs. Richmond (11.3.2018)
			INT return TD	16	1, Jalen Goodman at Maine (10.1.2022)
			2 INT return TDs	53	Nowoola Awopetu vs. Richmond (11.3.2018)
			Fumble return TD	67	Jaquan Amos vs. Maine (10.7.2017)



# VILLANOVA FOOTBALL GAME NOTES

## THE LAST TIME THE OPPONENT

OPPONENT	SPAN OF GAMES	LAST TIME	OPPONENT	SPAN OF GAMES	LAST TIME
<b>Scoring</b>			<b>RECEIVING</b>		
50-59	225	51 by New Hampshire (10.2.2004)	100-199 yards	7	147 by Kobe Hudson, UCF (9.16.2023)
60-69	1,015	62 by Army (11.15.1919)	200+ yards	65	205 by Kortez Weeks, Elon (10.28.2017)
70-79	1,064	71 by Penn State (11.9.1912)	3 players 100+	38	Turner (173), Schwebel (119), Conner (102), SELA (11.30.2019)
80+	801	83 by Army (11.4.1944)	2 players 100+	30	Washington (148), Dotson (117), Penn State (9.25.2021)
<10	3	0 by Elon (10.14.2023)	10+ receptions	1	10 by Dylan Laube, UNH (11.4.2023)
<7	3	0 by Elon (10.14.2023)	50-59 yard catch	7	58 by Kobe Hudson (9.16.2023)
<b>Rushing</b>			60-69 yard catch	30	67 by Parker Washington, Penn State (9.25.2021)
300+ Yards	12	371 by William & Mary (11.12.2022)	70-79 yard catch	57	76 by Shane Leatherbury, Towson (9.15.2018)
400+ Yards	29	472 by Army West Point (9.17.2022)	80-89 yard catch	28	83 by KeAndre Lambert-Smith, Penn State (9.25.2021)
<100 Yards	2	96 by Stony Brook (10.28.2023)	90-99 yard catch	160	98 by Cameron Dohse, W&M (12.11.2009)
<0 Yards	32	-12 by Lehigh (9.4.2021)	100+ yard catch	1,199	NEVER
<b>Passing</b>			3+ touchdowns	216	3 by David Ball, UNH (10.1.2004)
300-399 Yards	7	349 by UCF (9.16.2023)	<b>SPECIAL TEAMS</b>		
400-499 Yards	30	429 by Penn State (9.25.2021)	50+ yard field goal	56	52 by Kenny Doak, Maine (10.6.2018)
500-599 Yards	38	508 by Southeastern La. (11.30.2019)	40-49 yard field goal	5	42 by John Opalko, UAlbany (9.30.2023)
<b>Total Offense</b>			Made 3 field goals	43	3 by Nick Courtney, Stony B. (10.26.19)
500-599 Yards	11	582 William & Mary (11.12.2022)	Made 4+ field goals	134	4 by Sean Baner, Delaware (11.19.2011)
600-699 Yards	7	600 by UCF (9.16.2023)	Made 7+ PATs	17	7 by Vincenzo Rea, Monmouth (9.24.2022)
700+ Yards	407	708 by New Hampshire (11.5.1988)	Missed PAT	6	1 by Ty Groff (blocked), URI (9.23.2023)
<200 Yards	4	172 by N.C. A&T (10.7.2023)	70+ yard punt	10	75 by Ben Dinkel, Delaware (11.19.2022)
<100 Yards	3	99 by Elon (10.14.2023)	60-69 yard punt	3	61 by Kyle Romenick, Elon (10.14.2023)
30+ first downs	7	31 by UCF (9.16.2023)	Kickoff return TD	4	94 by Taymon Cooke, N.C. A&T (10.7.2023)
100+ penalty yards	14	115 by UAlbany (10.22.2022)	Punt return TD	12	77 by D'Ago Hunter, Towson (11.5.2022)
2 fumbles lost	10	2 by Delaware (11.19.2022)	2 Punt Return TDs	55	89/81 by D'Angelo Amos, JMU (10.13.2018)
3+ fumbles lost	27	3 by Rhode Island (10.23.2021)	2+ kick return TD	??	Believed to be never based on available data
Scored a safety	14	1 by UAlbany (10.22.2022)	Start game kick return TD	86	98 by Brandon Ravenel, JMU (11.21.2015)
4+ interceptions	26	4 by William & Mary (10.30.2021)	Recovered onside kick	1	New Hampshire (11.4.2023)
Forced 2 fumbles	19	2 by South Dakota State (12.11.2021)	2-point conversion	39	Pat Kehoe, Delaware (11.23.2019)
Forced 3 fumbles	4	3 by North Carolina A&T (10.7.2023)	Blocked a PAT	2	Jalen Hoyle, Stony Brook (10.28.2023)
Forced 4+ fumbles	5	5 by UAlbany (9.30.2023)	Blocked a FG	43	D'Angelo Amos, JMU (10.12.2019)
2 non-offensive TDs	57	2 punt returns by JMU (10.13.2018)	Blocked a punt	37	Anthony Del Negro, Stony Brook (3.6.2021)
2 defensive TDs	86	2 (IR/FR) by JMU (11.21.2015)	TD on blocked FG	61	74 by Kimere Brown, Temple (9.1.2018)
Defense/ST TDs	86	3 (KOR/IR/FR) by JMU (11.21.2015)	TD on blocked punt	150	0 by Willie McGinnis, URI (11.6.2010)
Offense/ST TDs	86	2 by Brandon Ravenel (KOR, receiving), JMU (11.21.2015)	<b>DEFENSE</b>		
3+ TD's in a game	18	3 by Tyhier Tyler, Army West Point (9.17.2022)	10-14 tackles	0	13 by Daniel Raymond, Towson (11.11.2023)
<b>RUSHING</b>			15+ tackles	18	15 by Antwan Spencer, LIU (9.10.2022)
100-199	1	132 by Dylan Laube, UNH (11.4.2023)	5+ TFL	42	5.0 by John Daka, JMU (10.12.2019)
200-299	17	211 by Jaden Shirden, Monmouth (9.24.2022)	3+ sacks	5	3.0 by A.J. Simon, UAlbany (9.30.2023)
300+	1,199	NEVER	2+ interceptions	18	3 by Victor Nelson Jr., LIU (9.10.2022)
2 players 100+	122	Maysonet (160), Coker (107), Stony B. (11.24.2012)	3 interceptions	18	3 by Victor Nelson Jr., LIU (9.10.2022)
30+ attempts	76	33 by Khalid Abdullah, JMU (11.12.2016)	2+ fumble recoveries	26	2 by Semaj Brown, UAlbany (10.16.2021)
50-59 yard rush	11	55 by Darius Wilson, W&M (11.12.2022)	INT return TD	42	MJ Hampton, JMU (10.12.2019)
60-69 yard rush	35	61 by Kevin Brown Jr., URI (3.13.2021)	Fumble return TD	57	Troy Vincent, Towson (9.15.2018)
70-79 yard rush	0	75 by Chris Watkins, Towson (11.11.2023)			
80-89 yard rush	213	85 by Jayson Davis, URI (10.22.2005)			
90+ yard rush	235	95 by Wendall Williams, URI (10.11.2003)			
3 rushing TDs	18	3 by Tyhier Tyler, Army West Point (9.17.2022)			
4 rushing TDs	36	4 by Kevin Brown Jr., URI (3.13.2021)			
<b>PASSING</b>					
300-399 yards	7	321 by Timmy McClain, UCF (9.16.2023)			
400-499 yards	30	401 by Sean Clifford, Penn St. (9.25.2021)			
500+ yards	265	538 by Ricky Santos, UNH (10.2.2004)			
40-49 attempts	1	40 by Max Brosmer, UNH (11.4.2023)			
50+ attempts	10	59 by Nolan Henderson, Delaware (11.19.2022)			
30-39 completions	10	37 by Nolan Henderson, Delaware (11.19.2022)			
40+ completions	163	42 by Pat Devlin, Delaware (11.21.2009)			
3 passing TDs	5	3 by Reese Poffenbarger, UAlbany (9.30.2023)			
4 passing TDs	30	4 by Sean Clifford, Penn State (9.25.2021)			
5 passing TDs	185	5 by Pat White, West Virginia (8.30.2008)			
6 passing TDs	225	6 by Ricky Santos, UNH (10.2.2004)			
50-59 yard pass	7	58 by Timmy McClain, UCF (9.16.2023)			
60-69 yard pass	30	67 by Sean Clifford, Penn State (9.25.2021)			
70-79 yard pass	58	76 by Tom Flacco, Towson (9.15.2018)			
80-89 yard pass	30	83 by Sean Clifford, Penn State (9.25.2021)			
90-99 yard pass	160	98 by R.J. Archer, W&M (12.11.2009)			
100+ yard pass	1,199	NEVER			

# VILLANOVA FOOTBALL GAME NOTES

## CAREER HIGHS

### DANNY ABRAHAM

Points	6 vs. Howard (10.5.19)
Touchdowns	1 vs. Howard (10.5.19)
Rush Attempts	6 vs. Howard (10.5.19)
Rushing Yards	35 vs. Howard (10.5.19)
Long Rush	15 vs. Howard (10.5.19)
Rushing Touchdowns	1 vs. Howard (10.5.19)
Total Offense – Plays	6 vs. Howard (10.5.19)
Total Offense	61 vs. Howard (10.5.19)
Punt Returns	1 vs. San Diego (9.15.18)
Punt Return Yards	16 vs. Penn (11.16.19)
Long Punt Return	16 vs. Penn (11.16.19)
All-Purpose Yards	61 vs. Howard (10.5.19)
Interceptions	1, 5x
Long INT Return	32 vs. Lehigh (9.2.22)
Tackles	8 vs. Colgate (9.9.23)
Tackles For Loss	1.5 vs. UAlbany (10.22.22)
Sacks	1.5 vs. UAlbany (10.22.22)
Forced Fumbles	1 vs. Rhode Island (9.23.23)
Fumble Recoveries	1 at Holy Cross (11.16.19)
	1 vs. Delaware (11.19.22)
Pass Breakups	2 at Columbia (11.6.21)
	2 vs. Lehigh (9.2.22)
Quarterback Hurries	1, 4x

### TEMI AJIROTUTU

Tackles	1 at UCF (9.16.23)
---------	--------------------

### TD AYO-DUROIAYE

Points	18 vs. Elon (10.14.2023)
Touchdowns	3 vs. Elon (10.14.2023)
Rush Attempts	25 vs. Hampton (10.29.22)
Rushing Yards	136 vs. UAlbany (10.22.22)
Long Rush	70 vs. UAlbany (10.22.22)
Rushing Touchdowns	3 vs. Elon (10.24.2023)
Pass Attempts	1 vs. Stony Brook (10.26.19)
Pass Completions	1 vs. Stony Brook (10.26.19)
Passing Yards	24 vs. Stony Brook (10.26.19)
Passing TDs	1 vs. Stony Brook (10.26.19)
Long Pass	24 vs. Stony Brook (10.26.19)
Receptions	3, 4x
Receiving Yards	46 vs. Richmond (9.18.21)
Receiving Touchdowns	1 at UNH (11.4.23)
Long Reception	35 vs. Richmond (9.18.21)
Total Offense - Plays	25 vs. Hampton (10.29.22)
Total Offense	136 vs. UAlbany (10.22.22)
Kick Returns	4 vs. Colgate (9.9.23)
Kick Return Yards	99 vs. Holy Cross (12.3.21)
Long Kick Return	55 vs. Holy Cross (12.3.21)
Punt Return Yards	15 at UAlbany (10.16.21)
Long Punt Return	15 at UAlbany (10.16.21)
Punt Return Touchdowns	1 at UAlbany (10.16.21)
All-Purpose Yards	152 vs. UAlbany (10.22.22)
Tackles	4 at Maine (10.1.22)
Tackles For Loss	1.0 vs. Stony Brook (11.13.21)
Fumble Recoveries	1 at Albany (10.16.21)

### DEE-WIL BARLEE

Points	12 at William & Mary (10.5.19)
	12 vs. Delaware (11.19.22)
Touchdowns	2 at William & Mary (10.5.19)
	2 vs. Delaware (11.19.22)
Rush Attempts	22 vs. Stony Brook (10.26.19)
	22 vs. Delaware (11.19.22)
Rushing Yards	177 at LIU (9.10.22)
Long Rush	78 at Bucknell (9.14.19)
Rushing Touchdowns	2 vs. Delaware (11.19.22)
Receptions	5 vs. William & Mary (10.30.21)
Receiving Yards	50 at New Hampshire (11.2.19)
Receiving Touchdowns	1 at W&M (10.5.19)
Long Reception	35 at New Hampshire (11.2.19)
	35 at UCF (9.16.23)
Total Offense - Plays	22 vs. Stony Brook (10.26.19)
	22 vs. Delaware (11.19.22)
Total Offense	177 at LIU (9.10.22)
All-Purpose Yards	177 at LIU (9.10.22)
Punt Return Yards	4 vs. Maine (9.28.19)
Long Punt Return	4 vs. Maine (9.28.19)
Tackles	2 vs. Colgate (9.9.23)
	2 at UCF (9.16.23)

### BRENDAN BELL

All-Purpose Yards	17 at New Hampshire (11.4.23)
Interceptions	1 at New Hampshire (11.4.23)
Long INT Return	17 at New Hampshire (11.4.23)
Punt Returns	1 at UAlbany (10.16.21)
Punt Return Yards	28 at UAlbany (10.16.21)
Long Punt Return	28 at UAlbany (10.16.21)
Tackles	14 at New Hampshire (11.4.23)
Tackles For Loss	3.0 vs. Delaware (11.19.22)
Sacks	1.0 vs. Rhode Island (9.23.23)
Pass Breakups	1, 5x
Forced Fumbles	1 at New Hampshire (11.4.23)
Fumble Recoveries	1 at LIU (9.10.22)
Quarterback Hurries	1, 5x
Blocked Kicks (Punt)	1 at UAlbany (10.16.21)

### MITCHELL BOTHWELL

Receptions	1 vs. Stony Brook (10.28.23)
	1 vs. Towson (11.11.23)
Receiving Yards	7 vs. Towson (11.11.23)
Long Reception	7 vs. Towson (11.11.23)
All-Purpose Yards	7 vs. Towson (11.11.23)

### ETHAN CARR

Pass Attempts	1 at William & Mary (11.12.22)
Total Offense - Plays	1 at W&M (11.12.22)

### MICHAEL CORBI

Tackles	1 at Lehigh (9.4.21)
---------	----------------------

### LUKE DALY

Receptions	1 vs. Stony Brook (10.28.23)
	1 at New Hampshire (11.4.23)
Receiving Yards	9 at New Hampshire (11.4.23)
Long Reception	9 at New Hampshire (11.4.23)
All-Purpose Yards	9 at New Hampshire (11.4.23)

### ZAHMIR DAWUD

Tackles	2 vs. Stony Brook (10.28.23)
Pass Breakups	1 vs. Stony Brook (10.28.23)

### NATHAN FONDACARO

Points	3 vs. Bucknell (9.11.2021)
Points by Kicking	3 vs. Bucknell (9.11.2021)
Field Goals Made	1 vs. Bucknell (9.11.2021)
Field Goals Attempted	1 vs. Bucknell (9.11.2021)
Long Field Goal	26 vs. Bucknell (9.11.2021)
Rushing Attempts	1 vs. Richmond (11.9.19)
Rushing Yards	minus-15 vs. Richmond (11.9.19)
Pass Attempts	1 vs. Rhode Island (9.23.23)
Total Offense - Plays	1 vs. Richmond (11.9.19)
	1 vs. Rhode Island (9.23.23)
Total Offense - Yards	0 vs. Rhode Island (9.23.23)
All-Purpose Yards	minus-15 vs. UR (11.9.19)
Punts	9 at UCF (9.16.23)
Punting Yards	401 at UCF (9.16.23)
Long Punt	75 at Bucknell (9.14.19)
Kickoffs	9 at Richmond (11.3.18)
	9 vs. Bucknell (9.11.2021)
Kickoff Yards	552 at Richmond (11.3.18)
Kickoff Average	65.0 (3 KO) at Maine (10.6.18)
Touchbacks	4 at Stony Brook (9.29.18)
	4 at Richmond (11.3.18)
Tackles	1, 5x

### TIMMY FURGESON

Tackles	8 at Army West Point (9.17.22)
Tackles For Loss	1.0 vs. Rhode Island (3.13.21)
	1.0 at Maine (4.3.21)
Sacks	1.0 vs. Rhode Island (3.13.21)
	1.0 at Maine (4.3.21)
Forced Fumbles	1 at Maine (4.3.21)
Fumble Recoveries	1 vs. Monmouth (9.24.22)
Quarterback Hurries	1 vs. Bucknell (9.11.21)

### CAMDEN GAGNON

Tackles	8 at Dartmouth (11.19.22)
Tackles For Loss	2.0 at Harvard (9.24.21)
Sacks	1.0, 5x
Pass Breakups	1 at Penn (10.30.21)
	1 vs. Dartmouth (11.20.21)
Forced Fumbles	1 at Bryant (10.2.21)
	1 vs. Colgate (10.9.21)
Quarterback Hurries	2 at Penn (10.30.21)

### JULIAN GLANTZ

Rush Attempts	2 vs. Stony Brook (10.28.23)
Rushing Yards	9 at Maine (10.1.22)
Long Rush	9 at Maine (10.1.22)
Receptions	1 vs. Stony Brook (10.28.23)
Receiving Yards	-3 vs. Stony Brook (10.28.23)
Long Reception	-3 vs. Stony Brook (10.28.23)
Total Offense - Plays	2 vs. Stony Brook (10.28.23)
Total Offense	9 at Maine (10.1.22)
All-Purpose Yards	9 at Maine (10.1.22)
Tackles	1 at N.C. A&T (10.7.23)
	1 vs. Elon (10.14.23)
	1 vs. Stony Brook (10.28.23)

# VILLANOVA FOOTBALL GAME NOTES

## CAREER HIGHS

### ELIJAH GLOVER

Points 6 at Southeastern La. (11.30.19)  
 Touchdowns 1 at Southeastern La. (11.30.19)  
 All-Purpose Yards 78 at SELA (11.30.19)  
 Interceptions 1, 4x  
 Long INT Return 78 at Southeastern La. (11.30.19)  
 INT Return TDs 1 at Southeastern La. (11.30.19)  
 Tackles 9 vs. Delaware (4.17.21)  
 Tackles For Loss 1.0 vs. Lehigh (9.2.22)  
 1.0 vs. Hampton (10.29.22)  
**Fumble Recoveries 1 at New Hampshire (11.4.23)**  
**Long Fumble Return 40 at UNH (11.4.23)**  
**Pass Breakups 2, 4x**  
 Quarterback Hurries 1 at James Madison (10.9.21)  
 1 at William & Mary (11.12.22)

### JALEN GOODMAN

Points 6 at Maine (10.1.22)  
 Touchdowns 6 at Maine (10.1.22)  
**All-Purpose Yards 81 vs. Rhode Island (9.23.23)**  
 Interceptions 1 at Maine (10.1.22)  
**1 vs. Rhode Island (9.23.23)**  
**Long INT Return 81 vs. Rhode Island (9.23.23)**  
 INT Return TDs 1 at Maine (10.1.22)  
 Tackles 13 vs. Rhode Island (3.13.21)  
 Tackles For Loss 1.5 vs. Bucknell (9.11.21)  
 Forced Fumbles 1 at Maine (4.3.21)  
 1 vs. Monmouth (9.24.22)  
**Fumble Recoveries 1 vs. Rhode Island (9.23.23)**  
 Pass Breakups 2 at Southeastern La. (11.30.19)  
 Quarterback Hurries 1 at Elon (11.6.21)

### JAKE GREEN

All-Purpose Yards 4 at LIU (9.10.22)  
 Interceptions 1 at LIU (9.10.22)  
 Long INT Return 4 at LIU (9.10.22)  
 Kick Returns 1 at James Madison (10.9.21)  
 Kick Return Yards 0 at James Madison (10.9.21)  
 Long Kick Return 0 at James Madison (10.9.21)  
 Tackles 4 vs. Bucknell (9.11.21)  
**Tackles For Loss 1.0 vs. Hampton (10.29.22)**  
 1.0 at Towson (11.5.22)  
**1.0 at New Hampshire (11.4.23)**  
 Pass Breakups 1 vs. Rhode Island (10.23.21)  
 1 at Maine (10.1.22)

### JASON HALL

**Kickoff Returns 1 vs. Towson (11.11.23)**  
**Kickoff Return Yards 0 vs. Towson (11.11.23)**  
**Long Kickoff Return 0 vs. Towson (11.11.23)**

### SHANE HARTZELL

**All-Purpose Yards 19 at New Hampshire (11.4.23)**  
**Interceptions 1 at New Hampshire (11.4.23)**  
**Long INT Return 19 at New Hampshire (11.4.23)**  
 Tackles 15 at Richmond (10.15.22)  
 Tackles For Loss 2.0 at Richmond (10.15.22)  
 2.0 vs. Delaware (11.19.22)  
**Sacks 1.0, 7x**  
 Forced Fumbles 1 at LIU (9.10.22)  
**Pass Breakups 1 at UAlbany (9.30.23)**  
**Quarterback Hurries 2 vs. Colgate (9.9.23)**

### JAARON HAYEK

Points 24 at Maine (10.1.22)  
 Touchdowns 4 at Maine (10.1.22)  
 Rush Attempts 4 vs. Stony Brook (10.26.19)  
 4 at New Hampshire (11.2.19)  
 Rushing Yards 21 vs. Stony Brook (10.26.19)  
 Long Rush 12 vs. Stony Brook (10.26.19)  
 Pass Attempts 1 vs. Stony Brook (10.26.19)  
 1 vs. Hampton (10.29.22)  
 Pass Completions 1 vs. Stony Brook (10.26.19)  
 Passing Yards 68 vs. Stony Brook (10.26.19)  
 Passing TDs 1 vs. Stony Brook (10.26.19)  
 Long Pass 68 vs. Stony Brook (10.26.19)  
 Receptions 8 vs. Richmond (9.18.21)  
 Receiving Yards 159 at Maine (10.1.22)  
 Receiving Touchdowns 4 at Maine (10.1.22)  
 Long Reception 83 at Maine (10.1.22)  
 Total Offense - Plays 5 vs. Stony Brook (10.26.19)  
 Total Offense 68 vs. Stony Brook (10.26.19)  
 All-Purpose Yards 159 at Maine (10.1.22)  
 Kick Returns 3 at Southeastern La. (11.30.19)  
 Kick Return Yards 37 vs. Stony Brook (10.26.19)  
 Long Kick Return 26 vs. LIU (11.15.19)  
**Punt Returns 2 vs. Elon (10.14.23)**  
**2 vs. Stony Brook (10.28.23)**  
**Punt Return Yards 12 vs. Elon (10.14.23)**  
**Long Punt Return 10 vs. Elon (10.14.23)**  
 Tackles 1 vs. Richmond (11.9.19)  
 1 vs. UAlbany (10.22.22)  
**1 at New Hampshire (11.4.23)**

### NATHANEL HILL

**Receptions 1 vs. Rhode Island (9.23.23)**  
**Receiving Yards 6 vs. Rhode Island (9.23.23)**  
**Long Reception 6 vs. Rhode Island (9.23.23)**  
**All-Purpose Yards 6 vs. Rhode Island (9.23.23)**

### AYDEN HOWARD

**Tackles 4 at Lehigh (9.2.23)**  
**Tackles For Loss 1.5 at Lehigh (9.2.23)**  
**Sacks 0.5 at Lehigh (9.2.23)**  
**0.5 at New Hampshire (11.4.23)**  
**Pass Breakups 1 vs. Towson (11.11.23)**  
**Quarterback Hurries 1 vs. UAlbany (10.22.22)**

### TURNER INGE

**Tackles 5 vs. Rhode Island (9.23.23)**  
**Tackles For Loss 2.0 vs. Rhode Island (9.23.23)**  
**Sacks 1.0 vs. Stony Brook (10.28.23)**

### JALEN JACKSON

Points 18 vs. Monmouth (9.24.22)  
 Touchdowns 3 vs. Monmouth (9.24.22)  
 Rush Attempts 28 vs. Monmouth (9.24.22)  
 Rushing Yards 187 vs. Monmouth (9.24.22)  
 Rushing Touchdowns 3 vs. Monmouth (9.24.22)  
**Long Rush 66 at Lehigh (9.2.23)**  
 Receptions 2 at Maine (4.3.21)  
 2 at Elon (11.6.21)  
 2 at Army West Point (9.17.22)  
 Receiving Yards 30 vs. Holy Cross (12.3.21)  
 Receiving Touchdowns 1 at Colgate (8.24.19)  
 1 at Elon (11.6.21)  
 Long Reception 30 vs. Holy Cross (12.3.21)  
 Total Offense - Plays 28 vs. Monmouth (9.24.22)  
 Total Offense 187 vs. Monmouth (9.24.22)  
 All-Purpose Yards 187 vs. Monmouth (9.24.22)  
 Kick Returns 2 at Stony Brook (9.29.18)  
 2 at Maine (10.6.18)  
 Kick Return Yards 52 at Stony Brook (9.29.18)  
 Long Kick Return 34 at Stony Brook (9.29.18)  
 Tackles 2 vs. Bucknell (9.22.18)

### ANTONIO JOHNSON

**Points 6 vs. Colgate (9.9.23)**  
**Touchdowns 1 vs. Colgate (9.9.23)**  
**Receptions 2 at Lehigh (9.2.23)**  
**2 vs. Elon (10.14.23)**  
**Receiving Yards 32 vs. Elon (10.14.23)**  
**Receiving Touchdowns 1 vs. Colgate (9.9.23)**  
**Long Reception 16 vs. Elon (10.14.23)**  
**All-Purpose Yards 32 vs. Elon (10.14.23)**  
**Tackles 1 at UCF (9.16.23)**

### COLIN KENNEDY

**Tackles 3 vs. Stony Brook (10.28.23)**

### MIKE KENNEDY

**Tackles 1 at UCF (9.16.23)**

### RICHIE KIMMEL

**Punt Returns 1 vs. Delaware (11.19.22)**  
**Punt Return Yards 16 vs. Delaware (11.19.22)**  
**Long Punt Return 16 vs. Delaware (11.19.22)**  
**All-Purpose Yards 16 vs. Delaware (11.19.22)**  
**Tackles 5 at New Hampshire (11.4.23)**  
**Tackles For Loss 1.5 at New Hampshire (11.4.23)**  
**Fumble Recoveries 1 at Lehigh (9.2.23)**  
**Pass Breakups 1 vs. Rhode Island (9.23.23)**  
**Quarterback Hurries 1 at Maine (10.1.22)**  
**1 vs. Rhode Island (9.23.23)**  
**Blocked Kicks (Punt) 1 vs. Delaware (11.19.22)**

### DALE LAW

**Tackles 1 at Lehigh (9.2.23)**  
**1 vs. Stony Brook (10.28.23)**



# VILLANOVA FOOTBALL GAME NOTES

## CAREER HIGHS

### DANIEL LOPES

Points 6 at William & Mary (11.12.22)  
 Touchdowns 1 at William & Mary (11.12.22)  
 Receptions 2 at William & Mary (11.12.22)  
 2 vs. Delaware (11.19.22)  
 2 at UCF (9.16.23)  
 Receiving Yards 42 at William & Mary (11.12.22)  
 Receiving Touchdowns 1 at W&M (11.12.22)  
 Long Reception 39 at William & Mary (11.12.22)  
 All-Purpose Yards 39 at William & Mary (11.12.22)  
 Tackles 1 at Lehigh (9.2.23)

### J'A'BRIEL MACE

Rush Attempts 13 vs. Towson (11.11.23)  
 Rushing Yards 76 vs. Towson (11.11.23)  
 Long Rush 28 vs. Towson (11.11.23)  
 Receptions 1 vs. Towson (11.11.23)  
 Receiving Yards 1 vs. Towson (11.11.23)  
 Long Reception 1 vs. Towson (11.11.23)  
 Total Offense - Plays 13 vs. Towson (11.11.23)  
 Total Offense - Yards vs. Towson (11.11.23)  
 All-Purpose Yards 77 vs. Towson (11.11.23)

### TANNER MADDOCKS

Rush Attempts 2 vs. Rhode Island (9.23.23)  
 Rushing Yards 12 vs. Stony Brook (10.28.23)  
 Long Rush 12 vs. Stony Brook (10.28.23)  
 Pass Attempts 4 vs. Stony Brook (10.28.23)  
 Pass Completions 4 vs. Stony Brook (10.28.23)  
 Passing Yards 37 vs. Stony Brook (10.28.23)  
 Long Pass 40 vs. Stony Brook (10.28.23)  
 Total Offense - Plays 5 vs. Stony Brook (10.28.23)  
 Total Offense - Yards 49 vs. Stony Brook (10.28.23)  
 All-Purpose Yards 12 vs. Stony Brook (10.28.23)

### JUSTIN MARCUS

Receptions 3 at Lehigh (9.2.23)  
 Receiving Yards 18 vs. Stony Brook (11.19.22)  
 Long Reception 18 vs. Stony Brook (11.19.22)  
 Kick Returns 1 vs. UAlbany (10.8.22)  
 Kick Return Yards 0 vs. UAlbany (10.8.22)  
 Long Kick Return 0 vs. UAlbany (10.8.22)  
 All-Purpose Yards 18 vs. Stony Brook (11.19.22)  
 Tackles 1, 5x

### DEVON MARSHALL

Punt Returns 1 vs. Delaware (11.19.22)  
 Punt Return Yards 13 vs. Delaware (11.19.22)  
 Long Punt Return 13 vs. Delaware (11.19.22)  
 All-Purpose Yards 13 vs. Delaware (11.19.22)  
 Tackles 9 at UCF (9.16.23)  
 Tackles For Loss 1.0 at Lehigh (9.2.23)  
 1.0 at UCF (9.16.23)  
 1.0 vs. Stony Brook (10.28.23)  
 Pass Breakups 3 vs. Colgate (9.9.23)  
 Blocked Kicks (Punt) 1 vs. Delaware (11.19.22)

### CAPRI MARTIN

Tackles 5 vs. Stony Brook (10.28.23)  
 Tackles For Loss 0.5 vs. Stony Brook (10.28.23)  
 Quarterback Hurries 1 vs. Colgate (9.9.23)

### MATTHEW MERCURIO

Points 16 at Hawaii (11.9.19)  
 Points By Kicking 16 at Hawaii (11.9.19)  
 PATs Made 6, 7x  
 PATs Attempted 7 vs. Stony Brook (10.28.23)  
 Field Goals Made 4, 4x  
 Field Goals Attempted 5 vs. New Mexico (11.4.19)  
 Long Field Goal 49 vs. New Mexico (11.4.19)  
 Kickoffs 8 vs. Boise State (12.19.20)  
 8 vs. Lehigh (9.2.22)  
 8 at Maine (10.1.22)  
 Kickoff Yards 467 vs. Boise State (12.19.20)  
 Kickoff Average 61.7 vs. Ball State (12.30.20)

### KENYON MILES

Receptions 1 at UAlbany (9.30.23)  
 Receiving Yards 20 at UAlbany (9.30.23)  
 Long Reception 20 at UAlbany (9.30.23)  
 All-Purpose Yards 20 at UAlbany (9.30.23)

### TYRELL MIMS

All-Purpose Yards 0 at LIU (9.10.22)  
 0 vs. UAlbany (10.22.22)  
 0 at Lehigh (9.2.23)  
 Interceptions 1 at LIU (9.10.22)  
 1 vs. UAlbany (10.22.22)  
 1 at Lehigh (9.2.23)  
 Long INT Return 0 at LIU (9.10.22)  
 0 vs. UAlbany (10.22.22)  
 0 at Lehigh (9.2.23)  
 Tackles 6 vs. Richmond (10.15.22)  
 6 at Lehigh (9.2.23)  
 6 vs. Stony Brook (10.28.23)

Tackles For Loss 1, 4x  
 Sacks 1.0 at N.C. A&T (10.7.23)  
 Fumble Recoveries 1 at Army West Point (9.17.22)  
 1 at Towson (11.5.22)  
 Pass Breakups 2 vs. UAlbany (10.22.22)  
 2 vs. Delaware (11.19.22)  
 Quarterback Hurries 1 at LIU (9.10.22)  
 Blocked Kicks (Punt) 1 vs. William & Mary (10.30.21)

### JAMES MOTT

Pass Attempts 3 at Lehigh (9.2.23)  
 Pass Completions 2 at Lehigh (9.2.23)  
 Passing Yards 9 at Lehigh (9.2.23)  
 Long Pass 6 at Lehigh (9.2.23)  
 Total Offense - Plays 3 at Lehigh (9.2.23)  
 Total Offense - Yards 9 at Lehigh (9.2.23)

### DANIEL MUELLER

Kickoffs 1 at Lehigh (9.2.23)  
 Kickoff Yards 53 at Lehigh (9.2.23)  
 Kickoff Average 53.0 at Lehigh (9.2.23)

### JORDAN NELSON

Tackles 4 vs. Stony Brook (10.28.23)  
 Tackles For Loss 1.0 at Lehigh (9.2.23)  
 Pass Breakups 1 vs. Towson (11.11.23)  
 Quarterback Hurries 2 vs. Lehigh (9.2.22)

### OBINNA NWOBODO

Tackles 2 at UAlbany (9.30.23)  
 2 vs. Towson (11.11.23)  
 Quarterback Hurries 1 vs. Colgate (9.9.23)

### JOSH OLUREMI

Tackles 1, 6x

### CHANDON PIERRE

Tackles 5 at South Dakota (10.9.21)  
 Tackles For Loss 1.0, 7x  
 Sacks 1.0 vs. Southern Illinois (2.20.21)  
 1.0 at UAlbany (9.30.23)  
 1.0 at N.C. A&T (10.7.23)  
 Forced Fumbles 1 vs. Southern Illinois (2.20.21)  
 Quarterback Hurries 1 vs. Missouri State (4.24.21)

### ETHAN POTTER

Kick Returns 1 vs. Delaware (11.19.22)  
 Kick Return Yards 24 vs. Delaware (11.19.22)  
 Long Kick Return 24 vs. Delaware (11.19.22)  
 All-Purpose Yards 1 vs. Holy Cross (12.3.21)  
 Interceptions 1 vs. Holy Cross (12.3.21)  
 Long INT Return 1 vs. Holy Cross (12.3.21)  
 Tackles 11 at Maine (10.1.22)  
 11 at Richmond (10.15.22)  
 Tackles For Loss 2.5 at Richmond (10.15.22)  
 Sacks 0.5 at Richmond (10.15.22)  
 Pass Breakups 1, 7x  
 Forced Fumbles 1 at Towson (11.5.22)  
 Fumble Recoveries 1 vs. Rhode Island (10.23.21)  
 Quarterback Hurries 1 vs. Stony Brook (11.13.21)  
 1 vs. UAlbany (10.22.22)  
 1 at UAlbany (9.30.23)

### RAYJUN PRINGLE

Points 12, 5x  
 Touchdowns 12, 5x  
 Rush Attempts 2 at James Madison (10.12.19)  
 Rushing Yards 20 at Maine (10.1.22)  
 Long Rush 20 at Maine (10.1.22)  
 Pass Attempts 1 vs. Hampton (10.29.22)  
 Receptions 9 at Stony Brook (3.6.21)  
 Receiving Yards 196 vs. Stony Brook (10.28.23)  
 Receiving TDs 2, 5x  
 Long Reception 80 vs. UAlbany (10.22.22)  
 Total Offense - Plays 2 at JMU (10.12.19)  
 Total Offense 20 at Maine (10.1.22)  
 All-Purpose Yards 222 vs. Towson (11.11.23)  
 Punt Returns 2, 4x  
 Punt Return Yards 27 vs. Stony Brook (11.13.21)  
 Long Punt Return 27 vs. Stony Brook (11.13.21)  
 Tackles 1 at LIU (9.10.22)  
 1 at Towson (11.5.22)  
 Pass Breakups 1 at UAlbany (9.30.23)

### ISAIHA RAGLAND

Rush Attempts 15 vs. Elon (10.14.2023)  
 Rushing Yards 126 vs. Elon (10.14.2023)  
 Long Rush 28 vs. Elon (10.14.2023)  
 Total Offense - Plays 15 vs. Elon (10.14.2023)  
 Total Offense - Yards 126 vs. Elon (10.14.2023)  
 All-Purpose Yards 126 vs. Elon (10.14.2023)

# VILLANOVA FOOTBALL GAME NOTES

## CAREER HIGHS

### JAKE REICHWEIN

Tackles 7 at South Dakota State (12.10.22)  
 Tackles For Loss 2.5 at Colgate (9.24.22)  
 Sacks 2.5 at Colgate (9.24.22)  
**Pass Breakups** 1 vs. Fordham (3.27.21)  
 1 at Connecticut (9.2.21)  
**1 vs. Stony Brook (10.28.23)**  
**Forced Fumbles** 1 at Fordham (11.13.21)  
 1 vs. Bryant (11.12.22)  
**1 at Lehigh (9.2.23)**  
 Fumble Recoveries 1 at Bucknell (11.20.21)  
 Quarterback Hurries 3 at Lafayette (10.22.22)

### JOHN RHODAN

**Punt Returns** 1 vs. Stony Brook (10.28.23)  
**Punt Return Yards** 0 vs. Stony Brook (10.28.23)  
**Long Punt Return** 0 vs. Stony Brook (10.28.23)  
**All-Purpose Yards** 0 vs. Stony Brook (10.28.23)  
**Tackles** 3 at UCF (9.16.23)  
 Quarterback Hurries 1 at W&M (11.12.22)  
**Blocked Kicks (PAT)** 1 vs. Rhode Island (9.23.23)

### GARRETT ROGAN

**Tackles** 1 vs. Stony Brook (10.28.23)

### JAYLAN SANCHEZ

**Points** 12 at N.C. A&T (10.7.23)  
**Touchdowns** 2 at N.C. A&T (10.7.23)  
 Rush Attempts 1 at William & Mary (11.12.22)  
 Rushing Yards -9 at William & Mary (11.12.22)  
 Long Rush -9 at William & Mary (11.12.22)  
**Receptions** 6 at N.C. A&T (10.7.23)  
**Receiving Yards** 158 at N.C. A&T (10.7.23)  
**Receiving Touchdowns** 2 at N.C. A&T (10.7.23)  
**Long Reception** 68 vs. Colgate (9.9.23)  
 Kickoff Returns 2 at William & Mary (11.12.22)  
 Kickoff Return Yards 39 at W&M (11.12.22)  
 Long Kickoff Return 30 vs. Hampton (10.29.22)  
 Total Offense — Plays 1 at W&M (11.12.22)  
 Total Offense -9 at William & Mary (11.12.22)  
**All-Purpose Yards** 157 at N.C. A&T (10.7.23)

### CHRISTIAN SAPP

**All-Purpose Yards** 0 at New Hampshire (11.4.23)  
**Interceptions** 1 at New Hampshire (11.4.23)  
**Long INT Return** 0 at New Hampshire (11.4.23)  
**Tackles** 5 at Army West Point (9.17.22)  
**Tackles For Loss** 1.0 at UCF (9.16.23)  
**1.0 at N.C. A&T (10.7.23)**  
**Sacks** 1.0 at UCF (9.16.23)  
 Pass Breakups 1 vs. Hampton (10.29.22)  
**Forced Fumbles** 1 at UCF (9.16.23)

### KSHAWN SCHULTERS

**Tackles** 7 vs. UAlbany (10.22.22)  
**Tackles For Loss** 1.0 at Maine (10.1.22)  
**All-Purpose Yards** 48 at Maine (4.3.21)  
**Interceptions** 1 at Maine (4.3.21)  
 1 at Penn State (9.25.21)  
 1 at Towson (11.5.22)  
 Long INT Return 48 at Maine (4.3.21)  
 Pass Breakups 2 at LIU (9.10.22)

### ELI SMITH

Rush Attempts 7 at Maine (10.1.22)  
 7 at William & Mary (11.12.22)  
**Rushing Yards** 48 at William & Mary (11.12.22)  
**Long Rush** 18 at William & Mary (11.12.22)  
**Receptions** 1 at William & Mary (11.12.22)  
**Receiving Yards** 2 at William & Mary (11.12.22)  
**Long Reception** 2 at William & Mary (11.12.22)  
**All-Purpose Yards** 50 at William & Mary (11.12.22)

### JR STRAUSS

**Tackles** 2 vs. Stony Brook (10.28.23)  
**Tackles For Loss** 1.0 at N.C. A&T (10.7.23)

### TY TRINH

**All-Purpose Yards** 18 at Lehigh (9.2.23)  
**Interceptions** 1 at Delaware (11.20.21)  
**1 at Lehigh (9.2.23)**  
**Long INT Return** 18 at Lehigh (9.2.23)  
**Tackles** 12 at New Hampshire (11.4.23)  
**Tackles For Loss** 2.0 at N.C. A&T (10.7.23)  
**Pass Breakups** 2 at UAlbany (9.30.23)  
**2 vs. Elon (10.14.23)**  
**Quarterback Hurries** 1 at UAlbany (9.30.23)  
**Forced Fumbles** 1 vs. Lehigh (9.2.22)  
 1 vs. Delaware (11.19.22)  
 Fumble Recoveries 1 vs. Delaware (11.19.22)

### STEPHANE VOLTAIRE

**Tackles** 1 at New Hampshire (11.4.23)

### CONNOR WATKINS

**Points** 18 vs. Rhode Island (9.23.23)  
**Touchdowns** 3 vs. Rhode Island (9.23.23)  
**Rush Attempts** 13 vs. Elon (10.14.2023)  
**Rushing Yards** 130 vs. Hampton (10.29.22)  
**Rushing Touchdowns** 3 vs. Rhode Island (9.23.23)  
**Long Rush** 75 vs. Hampton (10.29.22)  
**Pass Attempts** 31 vs. Hampton (10.29.22)  
**31 at UAlbany (9.30.23)**  
 Pass Completions 18 vs. UAlbany (10.22.22)  
**Passing Yards** 361 vs. Stony Brook (10.28.23)  
**Passing TDs** 4 at Maine (10.1.22)  
**4 vs. Stony Brook (10.28.23)**  
 Long Pass 83 at Maine (10.1.22)  
**Total Offense - Plays** 43 at UAlbany (9.30.23)  
**Total Offense** 395 vs. Stony Brook (10.28.23)  
**All-Purpose Yards** 130 vs. Hampton (10.29.22)  
**Punts** 8 at Penn State (9.25.21)  
**Punting Yards** 277 at Penn State (9.25.21)  
**Long Punt** 50 at James Madison (10.9.21)

### ISAS WAXTER

**All-Purpose Yards** 0 vs. Colgate (9.9.23)  
**Tackles** 7 vs. Delaware (11.23.19)  
**Tackles For Loss** 1.0 at Lehigh (9.4.21)  
**1.0 vs. Elon (10.14.23)**  
**Sacks** 1.0 at Lehigh (9.4.21)  
**Interceptions** 1 vs. Colgate (9.9.23)  
**Long INT Return** 0 vs. Colgate (9.9.23)  
**Pass Breakups** 2 vs. Colgate (9.9.23)  
**Quarterback Hurries** 1 at Lehigh (9.2.23)

### BEN WHELESS

**Tackles** 1 at Penn State (9.25.21)  
 1 vs. Holy Cross (12.3.21)

### ISAIAH WRIGHT

**Points** 6 vs. Stony Brook (10.28.23)  
**Touchdowns** 1 vs. Stony Brook (10.28.23)  
**Rush Attempts** 4 vs. Stony Brook (10.28.23)  
**Rushing Yards** 8 at Lehigh (9.2.23)  
**Rushing Touchdowns** 1 vs. Stony Brook (10.28.23)  
**Long Rush** 4 at Lehigh (9.2.23)  
**4 vs. Stony Brook (10.28.23)**  
**Total Offense — Plays** 4 vs. Stony Brook (10.28.23)  
**Total Offense — Yards** 8 at Lehigh (9.2.23)  
**All-Purpose Yards** 8 at Lehigh (9.2.23)

### ION WYATT

**Tackles** 2 vs. Lehigh (9.2.22)  
 2 at UCF (9.16.23)  
**Pass Breakups** 1 at Lehigh (9.2.23)  
**1 vs. Stony Brook (10.28.23)**



2023-24 Villanova Football  
Overall Team Statistics  
All games

Page 1/2  
as of Nov 11, 2023

Team Statistics

	VU	OPP
<b>Scoring</b>	<b>323</b>	<b>187</b>
Points per game	32.3	18.7
Points Off Turnovers	48	24
<b>First Downs</b>	<b>198</b>	<b>153</b>
Rushing	114	61
Passing	73	80
Penalty	11	12
<b>Rushing Yardage</b>	<b>2226</b>	<b>1076</b>
Yards gained rushing	2452	1336
Yards lost rushing	226	260
Rushing attempts	404	307
Average per rush	5.5	3.5
Average per game	222.6	107.6
TDs Rushing	26	11
<b>Passing Yardage</b>	<b>2164</b>	<b>1820</b>
Comp-Att-Int	125-213-8	170-289-8
Average per pass	10.2	6.3
Average per catch	17.3	10.7
Average per game	216.4	182.0
TDs Passing	17	10
<b>Total offense</b>	<b>4390</b>	<b>2896</b>
Total plays	617	596
Average per play	7.1	4.9
Average per game	439.0	289.6
<b>Kick returns: #-Yards</b>	<b>21-384</b>	<b>33-780</b>
<b>Punt returns: #-Yards</b>	<b>11-44</b>	<b>16-176</b>
<b>Int returns: #-Yards</b>	<b>8-148</b>	<b>8-134</b>
<b>Kick return average</b>	<b>18.3</b>	<b>23.6</b>
<b>Punt return average</b>	<b>4.0</b>	<b>11.0</b>
<b>Int return average</b>	<b>18.5</b>	<b>16.8</b>
<b>Fumbles-Lost</b>	<b>18-8</b>	<b>9-3</b>
<b>Penalties-Yards</b>	<b>56-433</b>	<b>55-435</b>
Average per game	43.3	43.5
<b>Punts-Yards</b>	<b>35-1534</b>	<b>52-2201</b>
Average per punt	43.8	42.3
Net punt average	36.8	39.5
<b>Kickoffs-Yards</b>	<b>58-3303</b>	<b>42-2371</b>
Average per kick	56.9	56.5
Net kick average	35.2	38.0
<b>Time of possession / game</b>	<b>32:37</b>	<b>27:23</b>
<b>3rd-down conversion</b>	<b>54/118</b>	<b>42/131</b>
3rd-down pct	46%	32%
<b>4rd-down conversion</b>	<b>7/14</b>	<b>9/19</b>



2023-24 Villanova Football  
Overall Team Statistics  
All games

Page 2/2  
as of Nov 11, 2023

	VU	OPP
4rd-down pct	50%	47%
<b>Sacks by-Yards</b>	<b>21-149</b>	<b>22-145</b>
<b>Misc Yards</b>	<b>0</b>	<b>0</b>
<b>Touchdowns scored</b>	<b>43</b>	<b>23</b>
<b>Field goals - attempts</b>	<b>7-8</b>	<b>10-13</b>
<b>On-Side kicks</b>	<b>1-2</b>	<b>2-2</b>
<b>Red-zone scores</b>	<b>(29-39) 74%</b>	<b>(22-28) 79%</b>
<b>Red-zone touchdowns</b>	<b>(25-39) 64%</b>	<b>(14-28) 50%</b>
<b>PAT-attempts</b>	<b>(42-43) 98%</b>	<b>(19-20) 95%</b>
<b>2-point conversion-attempts</b>	<b>(0-0) 0%</b>	<b>(0-2) 0%</b>
<b>Attendance</b>	<b>23381</b>	<b>70368</b>
Games / Avg per game	5/4676	5/14074
Neutral site games	-	0/0

Score by Periods

Team	1st	2nd	3rd	4th	OT	TOT
Villanova	96	120	63	44	0	323
Opponents	54	54	20	59	0	187





# 2023-24 Villanova Football Individual Statistics All games

Page 1/3  
as of Nov 11, 2023

## Rushing

Player	gp	att	gain	loss	net	avg	td	lg	avg/g
Jalen Jackson	8	103	713	10	703	6.8	6	66	87.9
DeeWil Barlee	9	84	560	22	538	6.4	4	33	59.8
TD Ayo-Durojaiye	10	78	444	28	416	5.3	7	63	41.6
Connor Watkins	10	71	406	148	258	3.6	8	38	25.8
Isaiah Ragland	3	24	164	3	161	6.7	0	28	53.7
Ja'briel Mace	3	17	108	7	101	5.9	0	28	33.7
Tanner Maddocks	3	4	19	0	19	4.8	0	12	6.3
Rayjuon Pringle	10	4	16	0	16	4.0	0	8	1.6
Isaiah Wright	5	9	18	2	16	1.8	1	4	3.2
Julian Glantz	10	2	4	0	4	2.0	0	3	0.4
Team	10	8	0	6	-6	-0.8	0	0	-0.6
<b>Total</b>	<b>10</b>	<b>404</b>	<b>2452</b>	<b>226</b>	<b>2226</b>	<b>5.5</b>	<b>26</b>	<b>66</b>	<b>222.6</b>
<b>Opponents</b>	<b>10</b>	<b>307</b>	<b>1336</b>	<b>260</b>	<b>1076</b>	<b>3.5</b>	<b>11</b>	<b>75</b>	<b>107.6</b>

## Passing

Player	gp	effic	comp-att-int	pct	yds	td	lg	avg/g
Connor Watkins	10	164.7	117-203-8	57.6	2111	17	79	211.1
Tanner Maddocks	3	161.6	6-6-0	100.0	44	0	40	14.7
James Mott	1	91.9	2-3-0	66.7	9	0	6	9.0
Nathan Fondacaro	10	0.0	0-1-0	0.0	0	0	0	0.0
<b>Total</b>	<b>10</b>	<b>162.9</b>	<b>125-213-8</b>	<b>58.7</b>	<b>2164</b>	<b>17</b>	<b>79</b>	<b>216.4</b>
<b>Opponents</b>	<b>10</b>	<b>117.6</b>	<b>170-289-8</b>	<b>58.8</b>	<b>1820</b>	<b>10</b>	<b>58</b>	<b>182.0</b>

## Receiving

Player	gp	no.	yds	avg	td	lg	avg/g
Rayjuon Pringle	10	32	892	27.9	8	79	89.2
Jaaron Hayek	8	26	294	11.3	2	43	36.8
Jaylan Sanchez	10	24	587	24.5	5	68	58.7
TD Ayo-Durojaiye	10	11	148	13.5	1	24	14.8
Antonio Johnson	8	7	60	8.6	1	16	7.5
Daniel Lopes	10	6	43	7.2	0	10	4.3
DeeWil Barlee	9	5	70	14.0	0	35	7.8
Justin Marcus	5	4	14	3.5	0	6	2.8
Jalen Jackson	8	2	16	8.0	0	12	2.0
Mitchell Bothwell	6	2	7	3.5	0	7	1.2
Luke Daly	10	2	9	4.5	0	9	0.9
Julian Glantz	10	1	-3	-3.0	0	0	-0.3
Nathaniel Hill	5	1	6	6.0	0	6	1.2
Kenyon Miles	7	1	20	20.0	0	20	2.9
Ja'briel Mace	3	1	1	1.0	0	1	0.3
<b>Total</b>	<b>10</b>	<b>125</b>	<b>2164</b>	<b>17.3</b>	<b>17</b>	<b>79</b>	<b>216.4</b>
<b>Opponents</b>	<b>10</b>	<b>170</b>	<b>1820</b>	<b>10.7</b>	<b>10</b>	<b>58</b>	<b>182.0</b>

## Punt Returns

Player	no.	yds	avg	td	lg
Rayjuon Pringle	6	30	5.0	0	13
Jaaron Hayek	4	14	3.5	0	10
John Rhodan	1	0	0.0	0	0
<b>Total</b>	<b>11</b>	<b>44</b>	<b>4.0</b>	<b>0</b>	<b>13</b>
<b>Opponents</b>	<b>16</b>	<b>176</b>	<b>11.0</b>	<b>0</b>	<b>29</b>

## Interceptions

Player	no.	yds	avg	td	lg
Daniel Abraham	1	13	13.0	0	13
Jalen Goodman	1	81	81.0	0	81
Isas Waxter	1	0	0.0	0	0
Brendan Bell	1	17	17.0	0	17
Tyrell Mims	1	0	0.0	0	0
Ty Trinh	1	18	18.0	0	18
Christian Sapp	1	0	0.0	0	0
Shane Hartzell	1	19	19.0	0	19
<b>Total</b>	<b>8</b>	<b>148</b>	<b>18.5</b>	<b>0</b>	<b>81</b>
<b>Opponents</b>	<b>8</b>	<b>134</b>	<b>16.8</b>	<b>0</b>	<b>47</b>

## Kick Returns

Player	no.	yds	avg	td	lg
TD Ayo-Durojaiye	17	357	21.0	0	47
Jaylan Sanchez	2	9	4.5	0	10
Rayjuon Pringle	1	18	18.0	0	18
Jason Hall	1	0	0.0	0	0
<b>Total</b>	<b>21</b>	<b>384</b>	<b>18.3</b>	<b>0</b>	<b>47</b>
<b>Opponents</b>	<b>33</b>	<b>780</b>	<b>23.6</b>	<b>2</b>	<b>94</b>

## Fumble Returns

Player	no.	yds	avg	td	lg
Elijah Glover	1	40	40.0	0	40
Jalen Goodman	1	0	0.0	0	0
Richie Kimmel	1	0	0.0	0	0
<b>Total</b>	<b>3</b>	<b>40</b>	<b>13.3</b>	<b>0</b>	<b>40</b>
<b>Opponents</b>	<b>8</b>	<b>0</b>	<b>0.0</b>	<b>0</b>	<b>0</b>



**2023-24 Villanova Football  
Individual Statistics  
All games**

Page 2/3  
as of Nov 11, 2023

**Scoring**

Scoring			PAT						
Player	td	fg	kick	rush	rcv	pass	dxp	saf	pts
Matthew Mercurio	-	7-8	42-43	-	-	-	-	-	63
TD Ayo-Durojaiye	8	-	-	-	-	-	-	-	48
Rayjuon Pringle	8	-	-	-	-	-	-	-	48
Connor Watkins	8	-	-	-	-	-	-	-	48
Jalen Jackson	6	-	-	-	-	-	-	-	36
Jaylan Sanchez	5	-	-	-	-	-	-	-	30
DeeWil Barlee	4	-	-	-	-	-	-	-	24
Jaaron Hayek	2	-	-	-	-	-	-	-	12
Antonio Johnson	1	-	-	-	-	-	-	-	6
Isaiah Wright	1	-	-	-	-	-	-	-	6
Total	43	7-8	42-43	0	0	0	0	1	323
Opponents	23	10-13	19-20	0	0	0	0	0	187

**Total Offense**

Player	g	plays	rush	pass	total	avg/g
Connor Watkins	10	274	258	2111	2369	236.9
Jalen Jackson	8	103	703	0	703	87.9
DeeWil Barlee	9	84	538	0	538	59.8
TD Ayo-Durojaiye	10	78	416	0	416	41.6
Isaiah Ragland	3	24	161	0	161	53.7
Ja'briel Mace	3	17	101	0	101	33.7
Tanner Maddocks	3	10	19	44	63	21.0
Rayjuon Pringle	10	4	16	0	16	1.6
Isaiah Wright	5	9	16	0	16	3.2
James Mott	1	3	0	9	9	9.0
Julian Glantz	10	2	4	0	4	0.4
Team	10	0	-6	0	-6	-0.6
<b>Total</b>	<b>10</b>	<b>617</b>	<b>2226</b>	<b>2164</b>	<b>4390</b>	<b>439.0</b>
<b>Opponents</b>	<b>10</b>	<b>596</b>	<b>1076</b>	<b>1820</b>	<b>2896</b>	<b>289.6</b>

**Field Goals**

Player	fg	pct.	01-19	20-29	30-39	40-49	50-99	lg	blk
Matthew Mercurio	7-8	87.5	1-1	2-2	2-2	2-3	0-0	44	1
<b>Opponents</b>	<b>10-13</b>	<b>76.9</b>	<b>0-0</b>	<b>3-3</b>	<b>5-6</b>	<b>2-3</b>	<b>0-1</b>	<b>42</b>	<b>0</b>

**FG Sequence**

Team Name	Villanova	Opponents
Lehigh	(37)	(38)
UAlbany	(44)	(42)
N.C. A&T	(25),(39),(19)	41
New Hampshire	(44),47	(31),(34),50
Towson	(25)	(33)
Colgate		(21),(33)
UCF		(26),(41)
Rhode Island		(27)
Stony Brook		34

Numbers in (parentheses) indicate field goal was made

**Punting**

Player	no.	yds	avg	lg	tb	fc	i20	50+	blk
Nathan Fondacaro	34	1500	44.1	57	4	6	6	9	0
Connor Watkins	1	34	34.0	34	0	0	1	0	0
<b>Total</b>	<b>35</b>	<b>1534</b>	<b>43.8</b>	<b>57</b>	<b>4</b>	<b>6</b>	<b>7</b>	<b>9</b>	<b>0</b>
<b>Opponents</b>	<b>52</b>	<b>2201</b>	<b>42.3</b>	<b>61</b>	<b>5</b>	<b>18</b>	<b>15</b>	<b>12</b>	<b>0</b>

**Kickoffs**

Player	no.	yds	avg	tb	ob	retn	net	ydIn
Nathan Fondacaro	54	3104	57.5	11	2			
Matthew Mercurio	3	146	48.7	0	0			
Daniel Mueller	1	53	53.0	0	0			
<b>Total</b>	<b>58</b>	<b>3303</b>	<b>56.9</b>	<b>11</b>	<b>2</b>	<b>32</b>	<b>35.2</b>	<b>29</b>
<b>Opponents</b>	<b>42</b>	<b>2371</b>	<b>56.5</b>	<b>10</b>	<b>1</b>	<b>20</b>	<b>38</b>	<b>27</b>



2023-24 Villanova Football  
Individual Statistics  
All games

Page 3/3  
as of Nov 11, 2023

All Purpose

Player	g	rush	rcv	pr	kr	ir	total	avg/g
Rayjuon Pringle	10	16	892	30	18	0	956	95.6
TD Ayo-Durojaiye	10	416	148	0	357	0	921	92.1
Jalen Jackson	8	703	16	0	0	0	719	89.9
DeeWil Barlee	9	538	70	0	0	0	608	67.6
Jaylan Sanchez	10	0	587	0	9	0	596	59.6
Jaaron Hayek	8	0	294	14	0	0	308	38.5
Connor Watkins	10	258	0	0	0	0	258	25.8
Isaiah Ragland	3	161	0	0	0	0	161	53.7
Ja'briel Mace	3	101	1	0	0	0	102	34.0
Jalen Goodman	9	0	0	0	0	81	81	9.0
Antonio Johnson	8	0	60	0	0	0	60	7.5
Daniel Lopes	10	0	43	0	0	0	43	4.3
Kenyon Miles	7	0	20	0	0	0	20	2.9
Shane Hartzell	9	0	0	0	0	19	19	2.1
Tanner Maddocks	3	19	0	0	0	0	19	6.3
Ty Trinh	10	0	0	0	0	18	18	1.8
Brendan Bell	10	0	0	0	0	17	17	1.7
Isaiah Wright	5	16	0	0	0	0	16	3.2
Justin Marcus	5	0	14	0	0	0	14	2.8
Daniel Abraham	10	0	0	0	0	13	13	1.3
Luke Daly	10	0	9	0	0	0	9	0.9
Mitchell Bothwell	6	0	7	0	0	0	7	1.2
Nathaniel Hill	5	0	6	0	0	0	6	1.2
Julian Glantz	10	4	-3	0	0	0	1	0.1
Team	10	-6	0	0	0	0	-6	-0.6
<b>Total</b>	<b>10</b>	<b>2226</b>	<b>2164</b>	<b>44</b>	<b>384</b>	<b>148</b>	<b>4966</b>	<b>496.6</b>
<b>Opponents</b>	<b>10</b>	<b>1076</b>	<b>1820</b>	<b>176</b>	<b>780</b>	<b>134</b>	<b>3986</b>	<b>398.6</b>



**2023-24 Villanova Football**  
**Overall Defense Statistics**  
**All games**

Page 1/2  
as of Nov 11, 2023

**Team Defense**

##	Player	gp	Tackles				Sacks		Pass defense		Fumbles		blkd	
			ua	a	tot	tfl/yds	no-yds	int-yds	brup	qbh	fr-yds	ff	kick	saf
35	Brendan Bell	10	40	21	61	8.5-26	2-7	1-17	2	2	.	1	.	.
31	Shane Hartzell	9	38	22	60	4-25	3-22	1-19	1	5	.	.	.	.
27	Daniel Abraham	10	24	17	41	4.5-17	3-14	1-13	.	1	.	1	.	.
9	Ty Trinh	10	22	16	38	2.5-9	.	1-18	5	1	.	.	.	.
3	Elijah Glover	10	23	12	35	0.5-2	.	.	4	.	1-40	.	.	.
6	Devon Marshall	10	27	6	33	3-5	.	.	9	.	.	.	.	.
7	Tyrell Mims	10	17	12	29	2-6	1-3	1-0	1	.	.	.	.	.
55	Jake Reichwein	10	18	10	28	8.5-44	4-31	.	1	9	.	1	.	.
44	Richie Kimmel	9	18	9	27	3-4	.	.	1	1	1-0	.	.	.
4	Jalen Goodman	9	18	7	25	0.5-0	.	1-81	1	.	1-0	.	.	.
33	Turner Inge	10	16	7	23	3-18	1-10	.	.	.	.	.	.	.
34	Ethan Potter	8	14	5	19	1-1	.	.	1	1	.	.	.	.
99	Camden Gagnon	10	10	8	18	3-25	3-25	.	.	.	.	.	.	.
0	Isas Waxter	10	12	6	18	1.5-3	.	1-0	6	1	.	.	.	.
52	Chandon Pierre	10	8	9	17	4-22	2-16	.	.	.	.	.	.	.
91	Ayden Howard	10	9	7	16	3.5-8	1-3	.	1	.	.	.	.	.
45	Jordan Nelson	7	7	5	12	1-3	.	.	1	.	.	.	.	.
25	Christian Sapp	8	8	3	11	2-20	1-18	1-0	.	.	.	1	.	.
93	Capri Martin	9	4	6	10	0.5-0	.	.	.	1	.	.	.	.
32	Jake Green	9	3	6	9	2.5-6	.	.	.	.	.	.	.	.
1	TD Ayo-Durojaiye	10	2	5	7	.	.	.	.	.	.	.	.	.
23	Josh Oluremi	7	3	2	5	.	.	.	.	.	.	.	.	.
98	Obinna Nwobodo	10	2	3	5	.	.	.	.	1	.	.	.	.
28	DeeWil Barlee	9	3	2	5	.	.	.	.	.	.	.	.	.
38	John Rhodan	10	4	1	5	.	.	.	.	.	.	.	1	.
5	Kshawn Schulters	9	3	1	4	.	.	.	.	.	.	.	.	.
22	Jon Wyatt	8	3	1	4	.	.	.	2	.	.	.	.	.
40	Colin Kennedy	6	1	2	3	.	.	.	.	.	.	.	.	.
49	Julian Glantz	10	2	1	3	.	.	.	.	.	.	.	.	.
10	JR Strauss	10	2	1	3	1-2	.	.	.	.	.	.	.	.
37	Zahmir Dawud	4	1	1	2	.	.	.	1	.	.	.	.	.
51	Dale Law	3	1	1	2	.	.	.	.	.	.	.	.	.
96	Nathan Fondacaro	10	1	.	1	.	.	.	.	.	.	.	.	.
88	Antonio Johnson	8	.	1	1	.	.	.	.	.	.	.	.	.
42	Timmy Furgeson	4	.	1	1	.	.	.	.	.	.	.	.	.
11	Jaaron Hayek	8	.	1	1	.	.	.	.	.	.	.	.	.
41	Garrett Rogan	3	.	1	1	.	.	.	.	.	.	.	.	.
84	Daniel Lopes	10	1	.	1	.	.	.	.	.	.	.	.	.
74	Temi Ajirotutu	10	.	1	1	.	.	.	.	.	.	.	.	.
95	Mike Kennedy	6	.	1	1	.	.	.	.	.	.	.	.	.
75	Stephane Voltaire	10	.	1	1	.	.	.	.	.	.	.	.	.





2023-24 Villanova Football  
Overall Defense Statistics  
All games

Page 2/2  
as of Nov 11, 2023

			Tackles				Sacks	Pass defense			Fumbles		blkd	
##	Player	gp	ua	a	tot	tfl/yds	no-yds	int-yds	brup	qbh	fr-yds	ff	kick	saf
19	Rayjuon Pringle	10	.	.	.	.	.	.	1	.	.	.	.	.
Totals		10	365	222	587	60-246	21-149	8-148	38	23	3-40	4	1	1
Opponents		10	371	236	607	57-220	22-145	8-134	13	13	8-0	13	2	0



**2023-24 Villanova Football  
Team Game-by-Game  
All games**

Page 1/1  
as of Nov 11, 2023

Date	Opponent	Rushing				Receiving				Passing				Kick Returns				Punt Returns				tot		
		no.	yds	td	lg	no.	yds	td	lg	cmp	att	int	yds	td	lg	no.	yds	td	lg	no.	yds	td	lg	off
09/02/2023	at Lehigh	31	284	3	66	15	128	2	28	15	26	1	128	2	28	1	22	0	22	0	0	0	0	412
09/09/2023	Colgate	41	152	4	28	8	310	2	68	8	11	0	310	2	75	4	40	0	17	1	-1	0	0	462
09/16/2023	at UCF	30	83	2	15	9	145	0	45	9	23	1	145	0	45	1	18	0	18	1	13	0	13	228
09/23/2023	Rhode Island	43	287	5	63	9	172	0	40	9	16	1	172	0	40	1	15	0	15	0	0	0	0	459
09/30/2023	at UAlbany	29	71	0	20	17	198	1	33	17	31	2	198	1	33	4	86	0	32	0	0	0	0	269
10/07/2023	at N.C. A&T	52	248	1	25	16	289	3	59	16	23	0	289	3	59	3	47	0	25	2	-6	0	0	537
10/14/2023	Elon	63	440	3	50	3	36	0	16	3	10	1	36	0	16	1	35	0	35	2	12	0	10	476
10/28/2023	Stony Brook	26	158	3	44	17	398	4	76	17	23	0	398	4	76	1	25	0	25	3	2	0	5	556
11/04/2023	at New Hampshire	40	248	4	48	15	188	2	68	15	25	1	188	2	68	3	78	0	47	0	0	0	0	436
11/11/2023	Towson	49	255	1	28	16	300	3	79	16	25	1	300	3	79	2	18	0	18	2	24	0	12	555
Villanova		404	2226	26	66	125	2164	17	79	125	213	8	2164	17	79	21	384	0	47	11	44	0	13	4390
Opponents		307	1076	11	75	170	1820	10	58	170	289	8	1820	10	58	33	780	2	94	16	176	0	29	2896

**Villanova Averages**

Games	Avg/ rush	Avg/ catch	Pass effic	KR avg	PR avg	All purpose avg/game	Total offense avg/game
10	5.5	17.3	162.9	18.3	4.0	496.6	439.0

Date	Opponent	Tackles			Sacks no-yds	Fumble		Pass Defense			blkd kick	PAT attempts			off		
		ua	a	total		ff	fr-yds	int-yds	qbh	brup		kick	rush	rcv	saf	t/o	pts
09/02/2023	at Lehigh	44	10	54	8.0-21	1	3	1-0	2	18	1	2	0	5-5	0	0	0 21 38
09/09/2023	Colgate	31	34	65	5.0-28	3	24	0-0	1	0	5	6	0	6-6	0	0	0 0 42
09/16/2023	at UCF	55	40	95	6.0-34	2	24	1-0	0	0	2	3	0	2-2	0	0	0 0 14
09/23/2023	Rhode Island	34	16	50	8.0-26	1	4	1-0	1	81	3	5	1	5-5	0	0	0 7 35
09/30/2023	at UAlbany	42	14	56	5.0-25	2	18	0-0	0	0	5	4	0	1-1	0	0	0 0 10
10/07/2023	at N.C. A&T	37	6	43	9.0-36	4	21	0-0	0	0	1	1	0	4-4	0	0	0 0 37
10/14/2023	Elon	25	10	35	4.0-15	2	10	0-0	0	0	0	3	0	3-3	0	0	0 0 21
10/28/2023	Stony Brook	36	34	70	6.0-23	2	18	0-0	1	13	2	6	0	6-7	0	0	0 6 48
11/04/2023	at New Hampshire	41	34	75	6.0-24	3	19	1-40	3	36	2	4	0	6-6	0	0	0 14 45
11/11/2023	Towson	20	24	44	3.0-14	1	8	0-0	0	0	2	4	0	4-4	0	0	1 0 33
<b>Villanova</b>		<b>365</b>	<b>222</b>	<b>587</b>	<b>60.0-246</b>	<b>21</b>	<b>149</b>	<b>4</b>	<b>3</b>	<b>40</b>	<b>8</b>	<b>148</b>	<b>23</b>	<b>38</b>	<b>1</b>	<b>42-43</b>	<b>0 0 1 48 323</b>
<b>Opponents</b>		<b>371</b>	<b>236</b>	<b>607</b>	<b>57.0-220</b>	<b>22</b>	<b>145</b>	<b>13</b>	<b>8</b>	<b>0</b>	<b>8</b>	<b>134</b>	<b>13</b>	<b>13</b>	<b>2</b>	<b>19-20</b>	<b>0 0 0 24 187</b>

Date	Opponent	Punting										Field Goals			Kickoffs			
		no.	yds	avg	long	blkd	tb	fc	50+	i20	md-att	long	blkd	no.	yds	avg	tb	ob
09/02/2023	at Lehigh	6	231	38.5	49	0	0	2	0	1	1	1	37	0	7	399	57.0	0 0
09/09/2023	Colgate	3	133	44.3	51	0	0	0	1	0	0	0	0	0	7	410	58.6	2 0
09/16/2023	at UCF	9	401	44.6	54	0	0	1	3	2	0	0	0	0	3	187	62.3	1 0
09/23/2023	Rhode Island	3	152	50.7	57	0	2	0	2	0	0	0	0	0	6	348	58.0	0 0
09/30/2023	at UAlbany	2	97	48.5	56	0	2	0	1	0	1	1	44	0	3	179	59.7	0 0
10/07/2023	at N.C. A&T	4	167	41.8	56	0	0	0	1	1	3	3	39	0	6	369	61.5	2 0
10/14/2023	Elon	1	26	26.0	26	0	0	1	0	0	0	0	0	0	4	193	48.3	0 1
10/28/2023	Stony Brook	3	133	44.3	49	0	0	1	0	1	0	0	0	0	8	492	61.5	3 0
11/04/2023	at New Hampshire	2	90	45.0	47	0	0	1	0	1	1	2	44	1	8	431	53.9	2 0
11/11/2023	Towson	2	104	52.0	56	0	0	0	1	1	1	1	25	0	6	295	49.2	1 1
<b>Villanova</b>		<b>35</b>	<b>1534</b>	<b>43.8</b>	<b>57</b>	<b>0</b>	<b>4</b>	<b>6</b>	<b>9</b>	<b>7</b>	<b>7</b>	<b>8</b>	<b>44</b>	<b>1</b>	<b>58</b>	<b>3303</b>	<b>56.9</b>	<b>11 2</b>
<b>Opponents</b>		<b>52</b>	<b>2201</b>	<b>42.3</b>	<b>61</b>	<b>0</b>	<b>5</b>	<b>18</b>	<b>12</b>	<b>15</b>	<b>10</b>	<b>13</b>	<b>42</b>	<b>0</b>	<b>42</b>	<b>2371</b>	<b>56.5</b>	<b>10 1</b>



# 2023-24 Villanova Football Opponents Game-by-Game All games

Page 1/1  
as of Nov 11, 2023

		Rushing				Receiving				Passing				Kick Returns				Punt Returns				tot		
Date	Opponent	no.	yds	td	lg	no.	yds	td	lg	cmp	att	int	yds	td	lg	no.	yds	td	lg	no.	yds	td	lg	off
09/02/2023	at Lehigh	23	78	0	28	23	206	1	29	23	39	2	206	1	29	2	24	0	16	2	19	0	10	284
09/09/2023	Colgate	31	33	1	12	16	225	1	54	16	30	1	225	1	54	4	72	0	21	3	25	0	13	258
09/16/2023	at UCF	54	251	4	24	24	349	2	58	24	33	0	349	2	58	0	0	0	0	6	94	0	29	600
09/23/2023	Rhode Island	28	60	1	14	15	181	0	34	15	27	1	181	0	34	6	105	0	28	1	2	0	2	241
09/30/2023	at UAlbany	34	101	1	19	20	239	3	42	20	31	0	239	3	42	3	63	0	29	0	0	0	0	340
10/07/2023	at N.C. A&T	28	108	1	25	8	64	0	20	8	17	0	64	0	20	4	168	1	94	2	21	0	11	172
10/14/2023	Elon	25	53	0	15	5	46	0	33	5	13	0	46	0	33	2	34	0	20	0	0	0	0	99
10/28/2023	Stony Brook	30	96	0	13	22	198	2	19	22	37	1	198	2	19	3	43	0	15	0	0	0	0	294
11/04/2023	at New Hampshire	30	138	2	75	27	259	1	43	27	41	3	259	1	43	6	205	1	87	0	0	0	0	397
11/11/2023	Towson	24	158	1	75	10	53	0	22	10	21	0	53	0	22	3	66	0	24	2	15	0	10	211
Opponents		307	1076	11	75	170	1820	10	58	170	289	8	1820	10	58	33	780	2	94	16	176	0	29	2896
Villanova		404	2226	26	66	125	2164	17	79	125	213	8	2164	17	79	21	384	0	47	11	44	0	13	4390

## Opponents Averages

Games	Avg/ rush	Avg/ catch	Pass effic	KR avg	PR avg	All purpose avg/game	Total offense avg/game
10	3.5	10.7	117.6	23.6	11.0	398.6	289.6

Date	Opponent	Tackles				Sacks no-yds	Fumble		Pass Defense			blkd kick	PAT attempts			off		
		ua	a	total	tfl-yds		ff	fr-yds	int-yds	qbh	brup		kick	rush	rcv	saf	t/o	pts
09/02/2023	at Lehigh	38	12	50	5.0-20	2-15	0	0-0	1-30	0	2	0	1-1	0	0	0	0	10
09/09/2023	Colgate	26	36	62	8.0-30	3-14	1	1-0	0-0	1	1	0	1-1	0	0	0	3	19
09/16/2023	at UCF	21	28	49	6.0-23	2-17	0	0-0	1-42	2	1	0	6-6	0	0	0	7	48
09/23/2023	Rhode Island	29	34	63	6.0-18	1-4	0	0-0	1-0	3	0	0	0-1	0	0	0	0	9
09/30/2023	at UAlbany	40	12	52	10.0-70	8-62	6	3-0	2-15	4	3	0	4-4	0	0	0	14	31
10/07/2023	at N.C. A&T	58	20	78	8.0-26	3-19	3	1-0	0-0	1	2	0	2-2	0	0	0	0	14
10/14/2023	Elon	47	24	71	4.0-4	1-1	1	1-0	1-0	0	1	0	0-0	0	0	0	0	0
10/28/2023	Stony Brook	29	14	43	1.0-2	0-0	0	1-0	0-0	0	1	1	1-1	0	0	0	0	13
11/04/2023	at New Hampshire	35	34	69	2.0-4	0-0	1	0-0	1-47	2	1	1	3-3	0	0	0	0	33
11/11/2023	Towson	48	22	70	7.0-23	2-13	1	1-0	1-0	0	1	0	1-1	0	0	0	0	10
Opponents		371	236	607	57.0-220	22-145	13	8-0	8-134	13	13	2	19-20	0	0	0	24	187
Villanova		365	222	587	60.0-246	21-149	4	3-40	8-148	23	38	1	42-43	0	0	1	48	323

		Punting										Field Goals			Kickoffs				
Date	Opponent	no.	yds	avg	long	blkd	tb	fc	50+	i20	md-att	long	blkd	no.	yds	avg	tb	ob	
09/02/2023	at Lehigh	8	354	44.3	52	0	2	2	3	4	1-1	38	0	2	115	57.5	1	0	
09/09/2023	Colgate	5	205	41.0	53	0	0	2	1	1	2-2	33	0	5	264	52.8	0	0	
09/16/2023	at UCF	3	144	48.0	52	0	1	1	2	1	2-2	41	0	10	583	58.3	5	0	
09/23/2023	Rhode Island	6	226	37.7	50	0	1	1	1	0	1-1	27	0	3	147	49.0	1	0	
09/30/2023	at UAlbany	3	108	36.0	38	0	0	1	0	1	1-1	42	0	6	297	49.5	0	0	
10/07/2023	at N.C. A&T	7	304	43.4	59	0	0	3	2	1	0-1	0	0	3	174	58.0	0	0	
10/14/2023	Elon	6	300	50.0	61	0	0	1	2	3	0-0	0	0	1	59	59.0	0	0	
10/28/2023	Stony Brook	8	338	42.3	51	0	1	4	1	2	0-1	0	0	2	130	65.0	1	0	
11/04/2023	at New Hampshire	1	22	22.0	22	0	0	0	0	0	2-3	34	0	6	364	60.7	0	1	
11/11/2023	Towson	5	200	40.0	42	0	0	3	0	2	1-1	33	0	4	238	59.5	2	0	
Opponents		52	2201	42.3	61	0	5	18	12	15	10-13	42	0	42	2371	56.5	10	1	
Villanova		35	1534	43.8	57	0	4	6	9	7	7-8	44	1	58	3303	56.9	11	2	





# 2023-24 Villanova Football Team Game-by-Game Comparison All games

Page 1/1  
as of Nov 11, 2023

Opponent	Score	First Downs				Rushing Number-Yards	Passing		Total Offense Plays-Yards	Return Yards	Turn- Overs
		Total	Rush	Pass	Pen		Comp-Att.-Int	Yards			
Lehigh	38-10	18 / 13	13 / 3	4 / 9	1 / 1	31-284 / 23-78	15-26-1 / 23-39-2	128 / 206	57-412 / 62-284	40 / 73	1 / 3
Colgate	42-19	15 / 15	7 / 4	6 / 8	2 / 3	41-152 / 31-33	8-11-0 / 16-30-1	310 / 225	52-462 / 61-258	39 / 97	1 / 1
UCF	14-48	11 / 31	5 / 17	5 / 14	1 / 0	30-83 / 54-251	9-23-1 / 24-33-0	145 / 349	53-228 / 87-600	31 / 136	1 / 0
Rhode Island	35-9	18 / 16	10 / 6	6 / 7	2 / 3	43-287 / 28-60	9-16-1 / 15-27-1	172 / 181	59-459 / 55-241	96 / 107	1 / 2
UAlbany	10-31	18 / 21	6 / 7	11 / 12	1 / 2	29-71 / 34-101	17-31-2 / 20-31-0	198 / 239	60-269 / 65-340	86 / 78	5 / 0
N.C. A&T	37-14	25 / 8	16 / 6	9 / 2	0 / 0	52-248 / 28-108	16-23-0 / 8-17-0	289 / 64	75-537 / 45-172	41 / 189	1 / 0
Elon	21-0	26 / 5	22 / 3	2 / 1	2 / 1	63-440 / 25-53	3-10-1 / 5-13-0	36 / 46	73-476 / 38-99	47 / 34	2 / 0
Stony Brook	48-13	18 / 18	5 / 6	13 / 12	0 / 0	26-158 / 30-96	17-23-0 / 22-37-1	398 / 198	49-556 / 67-294	40 / 43	1 / 1
New Hampshire	45-33	21 / 17	14 / 4	7 / 11	0 / 2	40-248 / 30-138	15-25-1 / 27-41-3	188 / 259	65-436 / 71-397	154 / 252	1 / 4
Towson	33-10	28 / 9	16 / 5	10 / 4	2 / 0	49-255 / 24-158	16-25-1 / 10-21-0	300 / 53	74-555 / 45-211	42 / 81	2 / 0
<b>Totals</b>	<b>323-187</b>	<b>198 / 153</b>	<b>114 / 61</b>	<b>73 / 80</b>	<b>11 / 12</b>	<b>404-2226 / 307-1076</b>	<b>125-213-8 / 170-289-8</b>	<b>2164 / 1820</b>	<b>617-4390 / 596-2896</b>	<b>616 / 1090</b>	<b>16 / 11</b>

Opponents	3rd Down Conversion	4th Down Conversion	Time of Possession	TOP Margin	Avg Yds/Rush	Avg Yds/Pass	Avg Yds/Play	Punting Number-Avg	Penalties Number-Yards	Sacks
Lehigh	1-10 / 2-14	2-2 / 1-2	31:51 / 28:09	03:42	9.2 / 3.4	4.9 / 5.3	7.2 / 4.6	6-38.5 / 8-44.3	5-45.0 / 5-45.0	1 / 2
Colgate	6-11 / 5-14	1-1 / 0-0	31:38 / 28:22	03:16	3.7 / 1.1	28.2 / 7.5	8.9 / 4.2	3-44.3 / 5-41.0	6-51.0 / 7-42.0	3 / 3
UCF	1-12 / 7-15	2-2 / 2-3	27:08 / 32:52	-05:44	2.8 / 4.6	6.3 / 10.6	4.3 / 6.9	9-44.6 / 3-48.0	3-20.0 / 7-43.0	2 / 2
Rhode Island	8-12 / 5-14	0-1 / 1-2	32:57 / 27:03	05:54	6.7 / 2.1	10.8 / 6.7	7.8 / 4.4	3-50.7 / 6-37.7	12-105.0 / 3-40.0	1 / 1
UAlbany	8-13 / 8-14	0-1 / 1-2	27:59 / 32:01	-04:02	2.4 / 3.0	6.4 / 7.7	4.5 / 5.2	2-48.5 / 3-36.0	6-44.0 / 4-30.0	2 / 8
N.C. A&T	8-16 / 2-11	0-0 / 0-1	37:27 / 22:33	14:54	4.8 / 3.9	12.6 / 3.8	7.2 / 3.8	4-41.8 / 7-43.4	0-0.0 / 3-20.0	4 / 3
Elon	6-13 / 1-9	1-3 / 0-2	40:49 / 19:11	21:38	7.0 / 2.1	3.6 / 3.5	6.5 / 2.6	1-26.0 / 6-50.0	5-25.0 / 6-55.0	2 / 1
Stony Brook	5-9 / 7-16	0-1 / 0-0	24:48 / 35:12	-10:24	6.1 / 3.2	17.3 / 5.4	11.3 / 4.4	3-44.3 / 8-42.3	3-24.0 / 7-38.0	2 / 0
New Hampshire	5-10 / 4-14	0-1 / 3-5	30:29 / 29:31	00:58	6.2 / 4.6	7.5 / 6.3	6.7 / 5.6	2-45.0 / 1-22.0	5-32.0 / 9-75.0	3 / 0
Towson	6-12 / 1-10	1-2 / 1-2	41:02 / 18:58	22:04	5.2 / 6.6	12.0 / 2.5	7.5 / 4.7	2-52.0 / 5-40.0	11-87.0 / 4-47.0	1 / 2
<b>Totals</b>	<b>54-118 / 42-131</b>	<b>7-14 / 9-19</b>	<b>326:08 / 273:52</b>	<b>52:16</b>	<b>5.5 / 3.5</b>	<b>10.2 / 6.3</b>	<b>7.1 / 4.9</b>	<b>35-43.8 / 52-42.3</b>	<b>56-433.0 / 55-435.0</b>	<b>21 / 22</b>

Note: Game totals are displayed in the format TEAM/OPPONENT for each category