

VILLANOVA FOOTBALL GAME NOTES

GAMEDAY

Date	November 5, 2022
Time	2:00 PM
Stadium	Johnny Unitas Stadium
Capacity	11,198

LIVE COVERAGE

TV

FloFootball

Spiro Morekas (Play By Play)
Gordy Combs (Analyst)

RADIO

Villanova Sports Radio Network

AM 1480, FM 102.5, FM 104.1 (Trenton)

Ryan Fannon (Play By Play)
Kevin Reilly (Analyst)

ALL-TIME SERIES

VILLANOVA LEADS 10-6

First Meeting	2004
First Villanova Win	2004 (41-6)
First Towson Win	2005 (40-19)

Last Meeting	2019
Last Villanova Win	2019 (52-45, ot)
Last Towson Win	2018 (45-35)

Mark Ferrante vs. Towson	2-1
Rob Ambrose vs. Villanova	4-7

at Villanova	5-3
at Towson	5-3

Current Streak	W1 (2019)
Longest Streak	W4 (2007-08-09-10)

ON THE INSIDE

Media Information/Quick Facts	2
Game Notes	3-7
Miscellaneous Stats/Wildcats in the NFL	8
Complete Student-Athletes	9
Mark Ferrante/Villanova Coaching Staff	10-11
Villanova Roster	12
Depth Charts (Villanova-Towson)	13-14
Opponents at a Glance	15
Villanova Players to Watch	16-19
Villanova Defense	20-21
Starters/Scoring Drives/Big Plays	22-23
Miscellaneous Stats/Game Highs	24-26
Last Time It Happened	27-28
Career Highs	29-32
Statistics	33-40

THE MATCHUP



VILLANOVA

Nickname	Wildcats
Conference	CAA Football
Record	5-3 (3-2 CAA)
Stats Perform FCS Poll	rv
AFCA FCS Coaches Poll	rv
Head Coach	Mark Ferrante
Career Record	36-24
Villanova Record	36-24
Location	Villanova, Pa.
Founded	1842
Enrollment	6,584
Colors	Blue and White



TOWSON

Nickname	Tigers
Conference	CAA Football
Record	3-5 (1-4 CAA)
Stats Perform FCS Poll	n/a
AFCA FCS Coaches Poll	n/a
Head Coach	Rob Ambrose
Career Record	76-83
Towson Record	73-76
Location	Towson, Md.
Founded	1866
Enrollment	22,284
Colors	Black and Gold

VILLANOVA SCHEDULE

Date	Opponent	Location	Time/Result	Attendance
9.2	Lehigh	Villanova, Pa.	W, 45-17	6,101
9.10	@ LIU	Brookville, N.Y.	W, 38-21	4,812
9.17	@ Army West Point	West Point, N.Y.	L, 10-49	32,320
9.24	Monmouth (*)	Villanova, Pa.	L, 42-49	12,001
10.1	@ Maine (*)	Orono, Maine	W, 45-20	7,168
10.15	@ Richmond (*)	Richmond, Va.	L, 10-20	7,830
10.22	UAlbany (*)	Villanova, Pa.	W, 31-29	6,741
10.29	Hampton (*)	Villanova, Pa.	W, 24-10	4,097
11.5	@ Towson (*)	Towson, Md.	2:00 PM	
11.12	@ William & Mary (*)	Williamsburg, Va.	1:00 PM	
11.19	Delaware (*)	Villanova, Pa.	1:00 PM	

TODAY'S GAME

■ Villanova and Towson will renew their rivalry for the first time since 2019 when they meet for a 2 p.m. kickoff on Saturday afternoon. The last meeting between the teams was an instant classic which the Wildcats won in overtime by a 52-45 score.

■ Saturday's game will air on FloFootball and the audio broadcast can be heard on the Villanova Sports Radio Network which is accessible on the iHeart radio app. **Ryan Fannon** and **Kevin Reilly** will be calling the action live from Johnny Unitas Stadium.

■ Junior quarterback **Connor Watkins** set a Villanova record for the longest rush by a quarterback last week when he broke away for a 75-yard touchdown run on the second play from scrimmage against Hampton. Watkins wound up running for 130 yards in the contest, the most by a Wildcats QB since Zach Bednarczyk (157) in 2015.

■ After allowing 239.7 rushing yards per game through the first six games of the year, the Villanova defense has given up a total of just 83 yards in the last two games.

VILLANOVA FOOTBALL GAME NOTES

QUICK FACTS

Villanova University	
Location	Villanova, Pa.
Founded	1842
Enrollment	6,584
President	Rev. Peter M. Donohue, O.S.A.
Athletic Director	Mark Jackson
Colors	Blue and White
Nickname	Wildcats

Athletics History

Team National Championships	21
Individual National Champions	120
Team Conference Championships	129

Villanova Football

Affiliation	FCS
Conference	CAA Football
First Year	1894
All-Time Record	648-497-41 (.564)
Bowl Games	5
FCS Playoff Appearances	14
Last Playoff Appearance	2021
National Championships	1

Head Coach

Head Coach	Mark Ferrante
Years at Villanova	35
Years as Head Coach	Sixth Season
Career Record	36-24 (.600)

Stadium

Stadium	Villanova Stadium
Capacity	12,000
Surface	Astroplay (artificial grass)
Press Box Phone	610-519-5290
All-Time Record	256-112-5 (.693)

Award Winners

Walter Payton Awards	3
Jerry Rice Awards	1
All-Americans	28
Major Confence Awards	20
All-Conference Honorees	281
Academic All-Americans	14
CAA Football Scholar-Athletes of the Year	4
Academic All-Conference Honorees	596

2022 Team Information

Offensive Formation	Multiple
Defensive Formation	3-3-5
Letterwinners Returning	61
Letterwinners Lost	29
Offensive Starters Returning/Lost	6/5
Defensive Starters Returning/Lost	3/8
Specialists Returning/Lost	3/3
2021 Overall Record	10-3
2021 Conference Record	7-1

VILLANOVA MEDIA RELATIONS

FOOTBALL CONTACT

Dean Kenefick

Senior Associate AD/Communications

E: dean.kenefick@villanova.edu

P: 610-308-4395

SECONDARY CONTACT

David Berman

Assistant AD/Communications

E: david.berman@villanova.edu

P: 860-490-6398

2022 BROADCAST SCHEDULE

FloSports

September 2 - Lehigh

September 24 - Monmouth

October 1 - @ Maine

October 15 - @ Richmond

October 22 - UAlbany

October 29 - Hampton

November 5 - @ Towson

November 12 - @ William & Mary

November 19 - Delaware

CBS College Sports

September 17 - @ Army West Point

MASN2

October 15 - @ Richmond

NEC Front Row

September 10 - @ LIU

RADIO BROADCASTS

Villanova Sports Radio Network

All Villanova regular season and postseason contests will be broadcast on the Villanova Sports Radio Network on the iHeart app. Games will air locally on AM 1480 and FM 102.5, along with FM 104.1 in Trenton.

Ryan Fannon (Play By Play)

Kevin Reilly (Analyst)

CAA MEDIA TELECONFERENCE

Villanova head coach **Mark Ferrante** will take part in the CAA Football virtual press conference via Zoom with members of the media on Monday, December 6 at 11 a.m. as the Wildcats prepare for their quarterfinal playoff game against South Dakota State. Media representatives wishing to participate in the press conference should contact **Rob Washburn** in the CAA Football office for the relevant information. The press conference will also be recorded and distributed to media members on Monday afternoon.

FOOTBALL SOCIAL MEDIA

WEBSITEwww.villanova.com

TWITTER@novafootball

INSTAGRAM.....@novafootball

FACEBOOKvufootball

MEDIA INFORMATION

WEBSITE

Press releases, statistics, game notes and postgame coverage - including quotes from press conferences - will be available online at villanova.com/football.

MEDIA AVAILABILITY

Members of the media who wish to attend a Villanova practice or interview a football student-athlete on a non-game day must contact **Dean Kenefick** in advance by email (dean.kenefick@villanova.edu) or phone (610-519-6514).

CREDENTIALS

Requests for credentials to cover Villanova home games should be made to **Dean Kenefick** at least one week prior to the game.

PHOTOS

All requests for photos of Villanova football student-athletes and coaches for use in the media should be directed by email to **David Berman** in media relations (david.berman@villanova.edu).

VILLANOVA FOOTBALL GAME NOTES

NATIONAL RANKINGS

ABOUT THE SCHOOL

Since 1842, Villanova University's Augustinian Catholic intellectual tradition has been the cornerstone of an academic community in which students learn to think critically, act compassionately and succeed while serving others. There are more than 10,000 undergraduate, graduate and law students in the University's six colleges—the College of Liberal Arts and Sciences, the Villanova School of Business, the College of Engineering, the M. Louise Fitzpatrick College of Nursing, the College of Professional Studies and the Villanova University Charles Widger School of Law. Ranked among the nation's top universities, Villanova supports its students' intellectual growth and prepares them to become ethical leaders who create positive change everywhere life takes them.

VILLANOVA ATHLETICS

Villanova University has a long and storied athletics history defined by excellence both in competition and in the classroom. The Villanova Athletics Department is a community of student-athletes, coaches and staff whose primary focus is to achieve academic excellence, while striving to produce teams and individuals committed to athletic competition and outstanding performance. Villanova Athletics sponsors 24 varsity sports, which together include more than 550 student-athletes. In the classroom, these Villanova student-athletes have registered a grade-point average higher than a 3.0 for 36 consecutive semesters. Three Villanova student-athletes have been named Rhodes Scholars, with numerous others earning Academic All-America distinction. Villanova's athletics history includes 21 NCAA team national championships, as well as 132 conference championships. In addition, at least one Villanovan has participated in every Summer Olympics since 1948. Villanova is a member of the BIG EAST Conference, CAA Football, Colonial Athletic Association (Rowing) and Metro Atlantic Athletic Conference (Water Polo).

ACADEMICS

The GPA for more than 550 student-athletes during the Spring 2022 semester was 3.425, making it 15 straight semesters that student-athletes have had a GPA of 3.2 or higher. Success in the classroom has been across-the-board for Villanova Athletics, with every one of the 24 varsity sports programs posting a team GPA over a 3.0 in Spring 2022.

Villanova Athletics continues to shine among the brightest collegiate athletics programs in the country for its student-athletes' combination of academic and athletic success. New data on the Academic Progress Rate measure was released by the NCAA in June 2022 and Villanova had 11 of its varsity sport programs earn a perfect 1000 multi-year score. This is the fifth straight year that the Wildcats have had 10 or more teams earn a 1000 score.

VILLANOVA NOTES

SERIES NOTES

◆ Villanova and Towson played each other for the first time when the Tigers joined what was still the Atlantic 10 Conference for the 2004 season. They have met in 16 of the 19 seasons since then and the Wildcats own a 10-6 advantage in the series. Villanova has an evenly split record of 5-3 against Towson in both home games and road games in the series.

◆ The last meeting between the teams was an instant classic on September 21, 2019 which the Wildcats won, 52-45 in overtime, at Johnny Unitas Stadium. There were seven ties and four lead changes in the game and Towson overcame a 14-point fourth quarter deficit with 17 unanswered points to take a 45-42 lead with 1:52 left in regulation. Villanova sent the game to overtime with a 45-yard field goal with 10 seconds remaining, then secured the win on quarterback Daniel Smith's two-yard touchdown run in the first overtime series.

ROAD WARRIORS

◆ Villanova has felt at home on the road in recent seasons and has won nine of its past 10 road games against FCS competition dating back to the opening game of the abbreviated 2021 spring season. The only road loss to an FCS foe over the last three seasons was in the Wildcats most recent road game when they fell to Richmond, 20-10, on October 15.

◆ Head coach **Mark Ferrante** has a 19-12 road record and has led the Wildcats to an 18-9 mark on the road against FCS teams. The only other road losses for Villanova over the past two years aside from the Richmond game were to FBS foes Penn State in 2021 and Army West Point earlier this season. Dating all the way back to the 2008 season, the Wildcats have won 53 of their past 90 road games (.589 winning percentage).

RACING OUT OF THE GATES

◆ Villanova remarkably has a two-game streak of scoring a touchdown on a run of 70+ yards on just the second play from scrimmage in a game. In the win over Hampton last week, the Wildcats found instant offense when junior quarterback **Connor Watkins** sprinted down the field for a 75-yard touchdown run on the second play of the game's opening drive. It was déjà vu for Villanova, as the previous week against UAlbany senior running back **TD Ayo-Durojaiye** scored on a 70-yard burst for a touchdown on the game's second play from scrimmage.

OUTSTANDING OFFENSE

◆ Villanova's high-powered offense has produced 41 plays from scrimmage of 20 yards or longer this season, including 18 plays for 40 yards or more through the first eight games. Junior quarterback **Connor Watkins** has 25 pass completions of at least 20 yards and 14 passes of 40+ yards on the year, while the Wildcats also have 16 rushes for 20 yards or more. Villanova has put on a show in the last two games alone with three plays for 70 yards or longer. In last week's win over Hampton, Watkins scored on a 75-yard touchdown run. The week before versus UAlbany saw Watkins throw an 80-yard touchdown pass to senior wide receiver **Rayjuon Pringle**, while senior running back **TD Ayo-Durojaiye** had a 70-yard touchdown run.

VILLANOVA OFFENSE THIS SEASON

- ▶ 41 plays from scrimmage of 20 yards or longer (25 pass completions, 16 rushes)
- ▶ 14 pass completions of 40+ yards
- ▶ Six pass completions of 60+ yards
- ▶ Two pass completions of 80+ yards
- ▶ Four running plays of 50+ yards
- ▶ 70+ yard touchdown runs in each of the last two games
- ▶ Averaging 16.8 yards per pass completion and 5.5 yards per rush on the year

VILLANOVA FOOTBALL GAME NOTES

VILLANOVA NOTES

THIRD DOWN DIFFERENCES

◆ It was a tale of polar opposites on third down in the Wildcats win over Hampton last week. Villanova's offense and defense had their best day of the season on third down chances, with the offense converting at a season-high rate of 52.9 percent (9-of-17) while the defense likewise recorded its lowest mark of the year by holding the Pirates to a 15.4 percent (2-of-13) conversion rate on third down. Those figures were a big reason why the Wildcats had 23 first downs in the game compared to just seven by Hampton.

STOPPING THE RUN

◆ Villanova's defense gave up an average of 239.7 rushing yards per game through the first six games of the season, including a two-week span versus Army West Point and Monmouth in which the Wildcats gave up 793 yards in a pair of losses. The defense has flipped the script in a drastic way in the past two games however, as Villanova has allowed a total of just 83 rushing yards to UAlbany (57 yards) and Hampton (26 yards) in the last two weeks.

◆ The defense allowed UAlbany and Hampton an average of just 1.9 yards per carry on 43 attempts over the last two weeks. These two games have improved the Wildcats rushing defense on the season to a more tenable average of 190.1 yards per contest.

DEFENSIVE DOINGS

◆ Villanova had arguably its best defensive game of the season against Hampton last week and allowed the Pirates to gain just seven first down the entire game. That is the fewest first downs by a Wildcats opponent since Lafayette had only six on September 16, 2017. The seven first downs allowed to a *conferene* opponent are the fewest by the Villanova defense since consecutive games against Elon and Rhode Island in 2016 when the Wildcats gave up six first downs. Last week's contest versus Hampton was also the first time since the 2021 season opener against Lehigh that Villanova yielded just one rushing first down in a game.

◆ In addition to the other defensive metrics from the Hampton win, the Wildcats recorded their longest sack of the season when graduate linebacker **Antonio Montero** brought down Pirates quarterback Malcolm Mays for an 18-yard loss. The play came on the start of a Hampton drive with 3:33 to play in the game and pushed the Pirates back to a 2nd-and-18 play from their own 18-yard line. Villanova forced a three-and-out and ran out the final 2:16 on the clock after Hampton punted the ball away. The defense forced eight three-and-out drives on the Pirates 11 possessions last week.

CAA FOOTBALL ALL-TIME LEAGUE RECORDS

Team	Record	Pct.	CAA Titles (Outright-Shared)
Delaware	173-115	.601	10 (3-7)
Villanova	164-111	.596	7 (1-6)
New Hampshire	252-205-10	.550	14 (9-5)
William & Mary	122-108	.530	5 (1-4)
Richmond	140-148	.486	8 (1-7)
Maine	218-245-7	.471	13 (5-8)
Stony Brook	33-38	.465	—
Elon	26-36	.419	—
Towson	55-83	.399	2 (1-1)
Rhode Island	150-318-7	.323	7 (2-5)
UAlbany	21-49	.300	—
Hampton	1-4	.200	—
Monmouth	1-4	.200	—

Current Members and Regular Season Conference Games Only

CAA FOOTBALL

Standings (Top 25)	CAA	Overall
New Hampshire (17/21)	5-0	6-2
William & Mary (8/9)	4-1	7-1
Richmond (14/14)	4-1	6-2
Elon (19/23)	4-2	6-3
Delaware (18/16)	3-2	6-2
Villanova (rv/rv)	3-2	5-3
Rhode Island (23/22)	3-2	5-3
Maine	2-3	2-6
Monmouth	2-4	4-5
Hampton	1-4	4-4
Towson	1-4	3-5
UAlbany	1-4	2-6
Stony Brook	1-5	1-7
TOTAL		57-49

WEEK 10 SCHEDULE

Saturday, November 5

Villanov at Towson (*)	2:00 PM
William & Mary at Hampton (*)	1:00 PM
Morgan State at Stony Brook	1:00 PM
Maine at Rhode Island (*)	1:00 PM
Monmouth at Delaware (*)	1:00 PM
UAlbany at Elon (*)	2:00 PM
New Hampshire at Richmond (*)	3:30 PM

WEEK 9 RESULTS

Saturday, October 29

Villanova 24, Hampton 10 (*)
Towson 52, Monmouth 48 (*)
William & Mary 31, Rhode Island 30 (*)
Elon 27, Delaware 7 (*)
Richmond 31, Maine 21 (*)
UAlbany 59, Stony Brook 14 (*)

WEEK 8 AWARDS

Offensive Player of the Week

Reece Udinski, Gr., QBRichmond

Defensive Player of the Week

Omar Rogers, So., DBElon

Special Teams Player of the Week

D'Ago Hunter, Sr., KR/PRTowson

Rookie of the Week

Reese Poffenbarger, QBUAlbany

VILLANOVA FOOTBALL GAME NOTES

CAREER PLAYER ACCOLADES

TD AYO-DUROIJAIYE (Junior, RB)

2021

- CAA Third Team Defense (Special Teams)

DEZ BOYKIN (Senior, WR)

2020

- CAA Second Team Offense

MICHAEL CORBI (Senior, OL)

2021

- CAA Football First Team Offense
- CAA Preseason All-Conference Team

2020

- CAA First Team Offense

COLIN GAMROTH (Senior, OL)

2021

- CAA Football Second Team Offense

2020

- CAA Second Team Offense

2019

- CAA Third Team Offense

JAARON HAYEK (Junior, WR)

2022

- CAA Offensive Player of the Week (10.3)

2021

- CAA Third Team Offense

RAYJUON PRINGLE (Junior, WR)

2021

- CAA Football Second Team Offense

2020

- CAA Second Team Offense
- CAA Offensive Player of the Week (3.8)

VILLANOVA NOTES

WATKINS SETS A RECORD

◆ Junior quarterback **Connor Watkins** set a Villanova record for the longest rushing play by a quarterback when he sprinted down the field for a 75-yard touchdown on the second play from scrimmage in last week's win over Hampton. The record does not include a play for 89 yards during the 1971 season in which quarterback Daryl Woodring lateraled the ball to wide receiver Mike Siani. There have been 32 rushes of 75 yards or longer in Wildcats history. The longest previous run by a Villanova quarterback based on quickly available record from the past 20 years was a 59-yard run by John Robertson at Maine on October 26, 2013.

◆ Watkins finished the Hampton game with 11 rushes for a career-high 130 yards. The total is the most rushing yards in a game for a Wildcats quarterback since Zach Bednarczyk had 157 yards against James Madison on the final day of the 2015 regular season. Watkins is now second on the team this season with 338 rushing yards and he leads Villanova with seven rushing touchdowns. Watkins has 1,999 yards of total offense on the year.

◆ In his first season as a starter, Watkins has set two rather interesting records. He made his first career start in the season opener against Lehigh and threw for 298 yards in a 45-17 win. It is the most passing yards ever by a Wildcats quarterback in his first career start. The second record for Watkins came last week with his 75-yard rushing touchdown.

WHERE HE RANKS — CONNOR WATKINS IN THE FCS STATS THIS SEASON

- ▶ 2nd in the country and first in CAA Football in yards per completion (16.78)
- ▶ 4th in the country and first in CAA Football in yards per attempt (9.60)
- ▶ 10th in the country and second in CAA Football with a 160.5 efficiency rating
- ▶ 13th in the country and second in CAA Football in points responsible for/game (16.5)

100 YARDS AND 1000 YARDS

◆ Senior running back **TD Ayo-Durojaiye** tallied his third straight 100-yard game last week when he rushed a career-high 25 times for 112 yards in the Hampton win. He is the Wildcats first player to record at least three consecutive 100-yard games since Justin Covington topped the 100-yard mark in each of the first five games of the 2019 season. In the last three games Ayo-Durojaiye has run 56 times for 354 yards and a touchdown while averaging 6.3 yards per carry.

◆ During the Hampton game last week Ayo-Durojaiye became the 37th player in Villanova history to reach 1,000 career rushing yards. He currently has 1,090 rushing yards in his career and a total of 1,526 all-purpose yards. All four of Ayo-Durojaiye's career 100-yard rushing games have come this season.

VILLANOVA VERSUS FCS RANKED OPPONENTS

Villanova...	All-Time (since 1985)	Mark Ferrante Era	2022 Season
vs. Top 25	67-79 (.459)	9-9	0-1
vs. No. 1 Team	3-6 (.333)	0-1	0-0
vs. 1-5	18-13 (.581)	2-2	0-0
vs. 1-10	27-33 (.450)	2-5	0-0
vs. 11-15	14-15 (.483)	2-0	0-0
vs. 16-20	13-15 (.464)	3-1	0-0
vs. 21-25	13-16 (.448)	2-3	0-1
VU Ranked	52-50 (.510)	6-7	0-1
VU Unranked	15-29 (.341)	2-2	0-0
Home	41-29 (.586)	4-3	0-0
Away	25-50 (.333)	5-6	0-1
Conference	49-69 (.415)	6-8	0-1
Non-Conference	18-10 (.643)	3-1	0-0

VILLANOVA FOOTBALL GAME NOTES

VILLANOVA NOTES

ANOTHER STEP ON THE LADDER FOR HAYEK

◆ Senior wide receiver **Jaaron Hayek** had five receptions for 97 yards and a touchdown against Hampton last week. In doing so, he moved up one more spot on the Wildcats list of all-time receiving leaders and now ranks eighth in school history with 2,287 yards. Hayek has moved up 10 spots on the Villanova all-time list this season alone and needs just 83 more yards to surge into a tie for seventh place.

◆ With three regular season games remaining, Hayek is averaging 100.3 receiving yards per game and has made 36 catches for 810 yards and eight touchdowns on the year. Only three players in Wildcats history have ever averaged over 100 receiving yards per game over a full season. Mike Siani was the first to do it when he set a school record with 123.5 yards per contest in 1970. The last two Villanova players with 100+ receiving yards per game over a full season were Brian Finneran (1996, 1997) and Brian Westbrook (1998).

WHERE HE RANKS — JAARON HAYEK IN THE FCS STATS THIS SEASON

- ▶ 5th in the country and first in CAA Football in receiving yards per game (100.3)
- ▶ 5th in the country and second in CAA Football in yards per reception (22.50)
- ▶ 6th in the country and first in CAA Football in receiving yards (810)
- ▶ 8th in the country and first in CAA Football in receiving touchdowns (8)

HERE'S THE KICKER

◆ Graduate kicker **Matthew Mercurio** has been a consistent contributor for Villanova in his first year on the Main Line. Through the first eight games of the season, Mercurio leads the team in scoring with 53 points while going a perfect 32-of-32 on PATs and 7-of-9 on field goal attempts. He has made at least one field goal in seven of eight games on the year.

◆ In the game against UAlbany on October 22, Mercurio made a 28-yard field goal as time expired to lift Villanova to a 31-29 victory. It was the first "walk-off" win for the Wildcats since the 2013 season finale when Villanova overcame a 34-12 deficit in the final 8:01 to beat Delaware (35-34) at the buzzer in a Battle of the Blue game at what was then called PPL Park (now Subaru Park). Prior to joining the Wildcats this season, Mercurio played his undergraduate football at San Jose State where he was a two-time honorable mention All-Mountain West selection. Mercurio scored 222 points in three seasons playing for the Spartans while making 90-of-93 PATs and 44-of-54 field goals. He made nine successful field goal attempts of 40 yards or longer.

OVERTIME HISTORY (since 1985)

Year	Opponent	Result	Score
1988	at Boston University	Win	31-24
1989	Connecticut	Win 6OT	41-35
1994	Delaware	Loss	31-38
1995	James Madison	Loss	27-28
1998	Delaware	Win	34-31
1999	at Connecticut	Win 3OT	48-45
1999	Delaware	Win	51-45
2000	William & Mary	Loss	41-48
2001	James Madison	Win	45-44
2003	at Temple	Win 2OT	23-20
2007	Maine	Win	24-17
2007	at Massachusetts	Loss 4OT	24-32
2008	at Penn	Win	20-14
2010	at Delaware	Win	28-21
2014	at Syracuse	Loss 2OT	26-27
2017	at Albany	Loss	10-19
2019	at Towson	Win	52-45
2020	Rhode Island	Loss	37-40

CAREER LEADERS

RUSHING YARDS

1. Brian Westbrook	4,499	(725 carries)	1997-01
2. John Robertson	3,643	(684 carries)	2012-15
3. Kevin Monangai	3,167	(618 carries)	2011-14
4. Aaron Ball	2,916	(589 carries)	2007-10
5. Vince Thompson	2,533	(628 carries)	1975-78
6. Justin Covington	2,325	(378 carries)	2016-21
7. Aaron Forbes	2,304	(429 carries)	2015-18
8. Terry Butler	2,220	(498 carries)	2001-04
9. Jeff Johnson	2,219	(513 carries)	1989-92
10. Martin Gibson	2,218	(418 carries)	2002-05
11. Curtis Sifford	2,161	(461 carries)	1994-97
12. Chris Whitney	2,160	(581 carries)	2007-10
13. Pat Kennedy	1,950	(375 carries)	1988-91
14. Ralph Pasquariello	1,850	(380 carries)	1946-49
15. Matt Szczur	1,803	(272 carries)	2007-10
16. Pat O'Brien	1,792	(538 carries)	1977-80
17. Anthony Cowsette	1,666	(366 carries)	1993-96
18. Gene Filipski	1,594	(274 carries)	1952-53
19. Kevin Mosley	1,591	(369 carries)	1990-93
20. Peter Lombardi	1,568	(322 carries)	1985-88
21. Jalen Jackson	1,567	(269 carries)	2018-
22. Pete D'Alonzo	1,560	(283 carries)	1948-50
23. DeeWil Barlee	1,552	(321 carries)	2019-

RECEIVING YARDS

1. Brian Finneran	3,872	1994-97
2. Bob Brady	2,901	1986-89
3. Mike Siani	2,776	1969-71
4. Murle Sango	2,685	1998-01
5. Josh Dolbin	2,660	1994-97
6. Brian Westbrook	2,639	1997-01
7. J.J. Outlaw	2,370	2002-05
8. Jaaron Hayek	2,287	2019-
9. John Dieser	2,210	2002-05
10. John Mastronardo	2,162	1973-76
11. Brian White	2,122	1999-02
12. Brandyn Harvey	1,835	2005-09
13. Norman White	1,787	2008-12
14. Poppy Livers	1,786	2011-14
15. Steve Ward	1,575	1997-00
16. Shaz Brown	1,522	1999-02
17. Kevin Gulyas	1,520	2012-15
18. Matt Szczur	1,485	2007-10
19. Rayjuon Pringle	1,469	2019-
20. Scott Donald	1,462	1989-92

KICKOFF RETURN YARDS

1. Martin Gibson	2,499	2002-05
2. Brian Westbrook	2,433	1997-01
3. Angelo Babbaro	2,257	2007-10
4. Matt Szczur	1,690	2007-10
5. Dez Boykin	1,585	2018-

VILLANOVA FOOTBALL GAME NOTES

TODAY'S MATCHUP

TALE OF THE TAPE

Villanova	CATEGORY	Towson
30.6	Scoring Offense	20.0
26.9	Scoring Defense	34.9
160	First Downs	151
164	First Downs Allowed	183
216.9	Rushing Yards/Game	148.6
190.1	Rushing Defense/Game	201.9
207.6	Passing Yards/Game	155.0
178.8	Passing Defense/Game	235.8
424.5	Total Offense/Game	303.6
368.9	Total Defense/Game	437.6
23.1	Kick Return Average	22.5
0.5	Punt Return Average	11.4
7-59-1	Interception Returns	3-97-1
46-428	Penalties-Yards	49-476
30:47	Time of Possession	29:04
40%	3rd Down Offense	44%
35%	3rd Down Defense	50%
57%	4th Down Offense	63%
56%	4th Down Defense	53%
82% (27-33)	Red Zone Offense	84% (21-25)
82% (23-28)	Red Zone Defense	91% (29-32)
4-2	Fumbles-Lost	12-6
-1	Turnover Margin	-4
78% (7-9)	Field Goals	80% (8-10)
100% (32-32)	PATs	94% (16-17)
8-74	Team Sacks	11-67
14-114	Sacks Allowed	23-159

PASSING LEADERS

Villanova	CMP	ATT	INT	YDS	TD
Watkins	99	167	10	1661	15
TEAM	99	173	10	1661	15

Towson	CMP	ATT	INT	YDS	TD
Pigrome	110	192	4	1118	8
TEAM	123	219	4	1240	8

RUSHING LEADERS

Villanova	G	ATT	YDS	AVG	TD
Ayo-Durojaiye	8	103	605	5.9	2
Watkins	8	59	338	5.7	7
Jackson	4	57	334	5.9	5
TEAM	8	317	1735	5.5	16

Towson	G	ATT	YDS	AVG	TD
Matthews	7	72	394	5.5	4
Pigrome	8	101	379	3.8	2
TEAM	8	302	1189	3.9	9

RECEIVING LEADERS

Villanova	G	REC	YDS	AVG	TD
Hayek	8	36	810	22.5	8
Pringle	8	20	349	17.5	5
Boykin	8	12	263	21.9	2
TEAM	8	99	1661	16.8	15

Towson	G	REC	YDS	AVG	TD
James	8	34	385	11.3	3
Perkins	7	18	208	11.6	1
TEAM	8	123	1240	10.1	8

DEFENSIVE LEADERS

Villanova	TACK	TFL	SACK	INT	FF-FR
Hartzell	54	6.5-35	3-30	0-0	1-0
Trinh	47	1-11	0-0	0-0	1-0
TEAM	532	34-137	8-74	7-59	5-4

Towson	TACK	TFL	SACK	INT	FF-FR
Woods	62	4.5-9	1.5-6	1-0	0-0
Kearney	59	0.5-1	0-0	1-0	0-0
TEAM	526	33-115	11-67	3-97	2-3

VILLANOVA NOTES

RATE OF RETURN

◆ In the game at Richmond on October 15 fifth-year senior **Dez Boykin** became the fifth player in Villanova history to surpass 1,500 career kickoff return yards. He has returned 67 kickoffs for a total of 1,585 yards and an average of 23.7 yards per return during his Wildcats career. Boykin has been at his best through the first seven games of the current season, as his average of 26.2 yards per return leads CAA Football and ranks 15th in the country. He has five returns of 30 yards or longer on the season, including a career-long 68-yard return in the season opener against Lehigh.

LIMITING THE DAMAGE

◆ Villanova has done a good job of stopping the opposition after the Wildcats commit a turnover. Although the Wildcats have turned the ball over 11 times in their first eight games and have a minus-one turnover margin on the season, the Villanova defense has given up points on just two of the 11 opponent drives that began after a turnover. For the season the Wildcats have a 28-14 advantage over its opponents in points off turnovers.

SEEING NEW FACES

◆ The Villanova roster has a bit of a different look this season with more than 30 newcomers joining a roster that lost more than a dozen starters from last season, including eight starters lost on defense. During the season opener against Lehigh in Week 1, 11 of the 60 players who saw game action for the Wildcats were making their Villanova debut.

◆ Through the first eight games of the 2022 campaign the Wildcats have already had 15 players make the first start of their collegiate careers. There were eight first-time starters in the season opener alone, including junior quarterback **Connor Watkins** who had served as a backup over the previous two seasons.

FIRST TIME VILLANOVA STARTERS IN SEASON OPENER AT LEHIGH

- ▶ QB Connor Watkins
- ▶ OL Jake Picard
- ▶ DE Bryce Ganius
- ▶ LB Brendan Bell
- ▶ LB Delano Furgeson
- ▶ LB Shane Hartzell
- ▶ CB Christian Sapp, Kshawn Schulters

GRADUATE TRANSFERS MAKE IMMEDIATE IMPACT

◆ Villanova had three fifth-year transfers make key contributions in a 45-17 win over Lehigh in Week 1. Linebacker **Antonio Montero** from Rice registered a game-high 10 tackles and forced a fumble, linebacker **Danny Abraham** recorded an interception which he returned 32 yards to go along with three tackles on the day, and placekicker **Matthew Mercurio** made a 27-yard field goal in addition to going 6-of-6 on PATs. All three players made their official debut for Villanova when the game was played.

SEVENTH-YEAR VETERAN

◆ Graduate student tight end **Tyler Will** is a seventh year collegiate student-athlete this year. Will walked on to the Villanova football team as a senior in school before the 2019 season. He saw most of his time on special teams that year before transitioning to offense during Spring Ball in 2020. Now a veteran of 33 career collegiate games, Will has made eight career receptions for 43 yards and one touchdown to go along with three rushes for 14 yards. On defense and special teams Will has registered 21 total tackles, including eight solo stops and 13 assisted tackles.

VILLANOVA FOOTBALL GAME NOTES

VILLANOVA'S RECORD...

	2022	Ferrante
Overall	5-3	36-24
CAA Football	3-2	22-19
Non-Conference	2-1	14-5
Home	3-1	17-12
Road	2-2	19-12
Neutral	0-0	0-0
Current Streak	W2	W2
Home Streak	W2	W2
Road Streak	L1	L1

Day Games	4-3	26-21
Night Games	1-0	10-3
March	0-0	1-1
April	0-0	1-1
August	0-0	1-0
September	2-2	15-7
October	3-1	8-9
November	0-0	9-5
December	0-0	1-1
Ranked Teams	0-1	9-10
Unranked Teams	5-2	27-14
Overtime	0-0	1-2

After 1st Quarter

Leading	5-1	30-6
Trailing	0-1	1-10
Tied	0-1	5-8

Halftime

Leading	5-0	32-5
Trailing	0-3	4-17
Tied	0-0	0-2

After 3rd Quarter

Leading	5-0	31-4
Trailing	0-2	4-17
Tied	0-1	1-3

Scoring

Scoring First	5-1	30-8
Opp. Scores First	0-2	6-16
Scoring 0-9	0-0	0-5
Scoring 10-19	0-2	3-9
Scoring 20-29	1-0	6-5
Scoring 30-39	2-0	14-3
Scoring 40+	2-1	13-2
Allowing 0-9	0-0	11-0
Allowing 10-19	2-0	13-4
Allowing 20-29	3-1	9-7
Allowing 30-39	0-0	2-8
Allowing 40+	0-2	1-5

Game Decided By

0-9 Points	1-1	12-12
10-19 Points	2-1	5-6
20+ Points	2-1	19-6

Statistics

Outgain opp.	5-1	31-6
Outgained by opp.	0-2	5-18
VU 100-yard rusher	3-2	17-4
VU 100-yard receiver	4-1	15-9
VU 300-yard passer	0-0	3-4
Opp. 100-yard rusher	0-2	2-10
Opp. 100-yard receiver	1-0	8-10
Opp. 300-yard passer	1-0	5-6

Turnovers

No turnovers	3-0	14-3
1-2 turnovers	1-3	17-15
3+ turnovers	1-0	5-6
No takeaways	0-1	1-6
1-2 takeaways	4-2	23-16
3+ takeaways	1-0	12-2
Win turnover margin	3-0	22-4
Lose turnover margin	1-2	4-13
Turnovers tied	1-0	10-5

STATISTICAL RANKINGS

Team Stats	CAA	FCS	Stat
------------	-----	-----	------

Offense

First Downs	9	58	160
Scoring Offense	6	39	30.6
Total Offense	6	28	424.5
Rushing Offense	3	11	216.9
Passing Offense	9	73	207.6
Passing Efficiency	6	17	154.93
3rd Down Pct.	9	53	40.5
4th Down Pct.	5	31	57.1
Sacks Allowed	4	43	14
Red Zone Offense	8	52	81.8

Defense

First Downs Allowed	7	56	164
Scoring Defense	7	53	26.9
Total Defense	6	50	368.9
Rushing Defense	12	94	190.1
Passing Defense	2	12	178.8
Passing Def. Efficiency	6	62	133.75
Opp. 3rd Down Pct.	4	30	34.7
Opp. 4th Down Pct.	10	89	55.6
Team Sacks	13	116	8
Red Zone Defense	6	68	82.1

Special Teams

Kickoff Returns	2	24	23.09
Kickoff Ret. Def.	3	15	16.55
Punt Returns	13	122	0.5
Net Punting	13	117	31.08
Field Goal Pct.	4	N/A	77.8
PAT Percentage	1	N/A	100.0

Miscellaneous

Time of Possession	5	42	30:03
Turnover Margin	8	65	-1
Penalty Yards/Game	9	59	53.5

Player Stats*

	CAA	FCS	Stat
--	-----	-----	------

Dez Boykin

Kickoff Returns	1	17	26.2
Combined Kick Returns	3	24	419

Jaaron Hayek

Receiving Yards/Game	1	5	101.3
Yards/Reception	2	5	22.50
Receiving Yards	1	6	810
Receiving Touchdowns	1	8	8

Matthew Mercurio

Field Goal Percentage	3	23	77.8
-----------------------------	---	----	------

Connor Watkins

Yards/Completion	1	2	16.78
Yards/Attempt	1	4	9.95
Passing Efficiency	2	10	160.5
Points Responsible/Gm	2	13	16.5

n/a Team stat not kept in FCS national stats

** Players who rank in the top three in the CAA*

WILDCATS IN THE NFL

CURRENT NFL ROSTERS

Christian Benford, Bills

Austin Calitro, Giants

Ethan Greenidge, Saints (reserve list)

Tanoh Kpassagnon, Saints

Forrest Rhyne, Colts (practice squad)

ALL-TIME NFL DRAFT PICKS

Year.....	Name.....	Rd	Team
-----------	-----------	----------	------

1936.....	Eddie Michaels	2	Bears
1938.....	John Mellus	7	Giants
1940.....	Andy Chisick	7	Cardinals
1943.....	George Smith	21	Cardinals
1943.....	Steve Pritko	28	Rams
1944.....	Val Jansante	10	Steelers
1944.....	Al Postus	20	Eagles
1947.....	Bob David	25	Rams
1949.....	Lou Ferry	3	Packers
1949.....	Ed Berrang	5	Redskins
1950.....	Ralph Pasquariello	1	Rams
1950.....	John Sandusky	2	Browns
1950.....	Steve Roomanik	3	Bears
1950.....	Dan Brown	11	Redskins
1951.....	Pete D'Alonzo	4	Lions
1953.....	Gene Filipski	7	Browns
1956.....	Don McComb	21	Giants
1957.....	Joe Ryan	25	Bears
1962.....	Frank Budd	7	Eagles
1962.....	Sam Gruneisen	Chargers
1963.....	Larry Glueck	3	Bears
1963.....	Billy Joe	Broncos
1965.....	Mike Strofolino	4	Rams
1965.....	Al Atkinson	Bills
1969.....	Rich Moore	1	Packers
1969.....	John Sodaski	9	Steelers
1970.....	Billy Walik	11	Eagles
1972.....	Mike Siani	1	Raiders
1972.....	John Babinecz	2	Cowboys
1972.....	Ernie Messmer	13	Steelers
1973.....	Kevin Reilly	7	Dolphins
1974.....	Joe Miller	11	Redskins
1974.....	John Givens	14	Falcons
1975.....	John Zimba	5	Browns
1976.....	Gary Shugrue	11	Lions
1976.....	Steve Ebbecke	13	Eagles
1977.....	John Mastronardo	10	Eagles
1981.....	Howie Long	2	Raiders
1981.....	David Martin	9	Lions
2002.....	Brian Westbrook	3	Eagles
2008.....	Matt Sherry	6	Bengals
2011.....	Ben Ijalana	2	Colts
2017.....	Tanoh Kpassagnon	2	Chiefs
2017.....	Brad Seaton	2	Titans
2022.....	Christian Benford	6	Bills

VILLANOVA FOOTBALL GAME NOTES

COMPLETE STUDENT-ATHLETES

ACADEMIC HIGHLIGHTS

NCAA PUBLIC RECOGNITION AWARD

■ Each year the NCAA recognizes programs that have a multi-year Academic Progress Rate (APR) score that ranks within the top 10 percent of their sport nationwide. Villanova has earned this award nine times in the 16-year history of the APR program, including in four of the last six years for which data is available.

■ Villanova was one of just five FCS programs in 2017-18 to have both its football and men's basketball programs each public recognition awards.

■ The football team has set a new program record for its highest APR score in four of the last six years.

ACADEMIC ALL-AMERICANS

■ One of the highest honors that a student-athlete can achieve is to be named an Academic All-American, an award which encompasses both academic achievement as well as contributions on the field. Villanova has had 12 football student-athletes earn a total of 14 Academic All-America honors over the years.

CAA TEAM ACADEMIC EXCELLENCE

■ Villanova was the winner of the CAA Football Team Academic Excellence Award for both the 2016-17 and the 2017-18 school years. The award is presented at the end of each academic year to the conference school with the highest team GPA.

CAA SCHOLAR-ATHLETE OF THE YEAR

■ Villanova has had five student-athletes be named the CAA Football Scholar-Athlete of the Year. Nominees for the award must have attained senior standing academically and have a cumulative GPA of 3.0 or higher.

CAA ACADEMIC HONOR ROLL

■ Student-athletes with a semester GPA of 3.0 or higher are named to the CAA Commissioner's Academic Honor Roll. Villanova had 55 honorees for the Fall 2021 semester and 48 student-athletes achieve this distinction for the Spring 2022 term.

ACADEMIC ALL-AREA TEAMS

■ In conjunction with the *Philadelphia Inquirer*, the sports information directors at the colleges and universities in the Philadelphia area (PhillySIDA) name an Academic All-Area team and a football Performer of the Year each season. In the 15 years of the Academic All-Area program, which started with the 2005-06 academic year, the football team has had a total of 54 selections to the Academic All-Area Team. In addition, the Wildcats have had five Performers of the Year.

NCAA PUBLIC RECOGNITION AWARD

■ 2004-05
■ 2005-06
■ 2006-07
■ 2007-08
■ 2008-09
■ 2014-15
■ 2015-16
■ 2016-17
■ 2017-18

ACADEMIC ALL-AMERICANS

■ David Graziano	1975, 1976
■ Ron Sency	1987
■ Rich Spugnardi	1987
■ Bob Brady	1988
■ Peter Lombardi	1988
■ Scott Rushton	1988
■ Kevin Martchek	1990
■ Tim Matas	1992
■ Gregg Ziegler	1994
■ Deon Jackson	1996
■ Raymond Ventrone	2003
■ Don Cherry	2014, 2015

CAA ACADEMIC EXCELLENCE AWARD

■ Villanova	2016-17
■ Villanova	2017-18

CAA SCHOLAR-ATHLETE OF THE YEAR

■ Matt Sherry	2007-08
■ Osayi Osunde	2009-10
■ Don Cherry	2014-15
■ Jake Prus	2015-16
■ Colin Gamroth	2021-22

ACADEMIC HONOR ROLL SELECTIONS*

■ 1988-89	5
■ 1989-90	9
■ 1990-91	6
■ 1992-93	4
■ 1993-94	8
■ 1994-95	14
■ 1995-96	7
■ 1996-97	6
■ 1997-98	1
■ 1998-99	7
■ 1999-00	4
■ 2000-01	5
■ 2001-02	5
■ 2002-03	13
■ 2003-04	10
■ 2004-05	9
■ 2005-06	10
■ 2006-07	9
■ 2007-08	11
■ 2008-09	7
■ 2009-10	7
■ 2010-11	8
■ 2011-12	12
■ 2012-13	11
■ 2013-14	16
■ 2014-15	20
■ 2015-16	42
■ 2016-17	42
■ 2017-18	46
■ 2018-19 (Fall)	41
■ 2018-19 (Spring)	38
■ 2019-20 (Fall)	45
■ 2019-20 (Spring)	52
■ 2020-21 (Fall)	43
■ 2020-21 (Spring)	51
■ 2021-22 (Fall)	55
■ 2021-22 (Spring)	48

* Criteria for this award has periodically changed over the years.

ACADEMIC ALL-AREA PERFORMERS OF THE YEAR

■ Brian Hulea	2005-06
■ Matt Sherry	2007-08
■ Osayi Osunde	2009-10
■ Chris Whitney	2010-11
■ Forrest Rhyne	2021-22

ACADEMIC ALL-AREA SELECTIONS

■ Brian Hulea	2005-06
■ Adam James	2005-06
■ Frank Jankowski	2005-06

■ Allyn Bacchus	2006-07
-----------------	---------

■ Idriz Bauta	2007-08
■ Osayi Osunde	2007-08
■ Matt Sherry	2007-08

■ Angelo Babbaro	2008-09
■ Idriz Bauta	2008-09
■ Osayi Osunde	2008-09
■ Chris Whitney	2008-09

■ Angelo Babbaro	2009-10
■ Osayi Osunde	2009-10
■ Chris Whitney	2009-10

■ Angelo Babbaro	2010-11
■ Chris Whitney	2010-11

■ Josh Bucci	2011-12
■ Craig James	2011-12
■ Nick Yako	2011-12

■ Josh Bucci	2012-13
■ Bill Vogel	2012-13

■ Don Cherry	2013-14
■ Kevin Gulyas	2013-14
■ Cameron McCurry	2013-14
■ Bill Vogel	2013-14

■ Don Cherry	2014-15
■ Kevin Gulyas	2014-15
■ Ross Hall	2014-15
■ Cameron McCurry	2014-15
■ Jake Prus	2014-15

■ Don Cherry	2015-16
■ Kevin Gulyas	2015-16
■ Tanoh Kpassagnon	2015-16
■ Jake Prus	2015-16

■ Ryan Bell	2016-17
■ Tanoh Kpassagnon	2016-17
■ Rob Rolle	2016-17

■ Matt Donoghue	2017-18
■ John Hinch	2017-18
■ Ricky Young	2017-18

■ Keeling Hunter	2018-19
■ Drew Kresge	2018-19
■ Chucky Smith	2018-19
■ Jeff Steeb	2018-19

■ Colin Gamroth	2019-20
■ Paul Grattan	2019-20
■ Forrest Rhyne	2019-20
■ Chucky Smith	2019-20

■ Cole Bunce	2021-22
■ Justin Covington	2021-22
■ Malik Fisher	2021-22
■ Colin Gamroth	2021-22
■ Jaaron Hayek	2021-22
■ Forrest Rhyne	2021-22

VILLANOVA FOOTBALL GAME NOTES

VILLANOVA HEAD COACH MARK FERRANTE



Coming off a breakthrough season which included a conference title, FCS playoff appearance and his first Coach of the Year award, Mark Ferrante has Villanova riding a wave of momentum entering his sixth season as head coach. Ferrante begins the 2022 campaign with a career record of 31-21 (.596), including 19 regular season CAA Football wins. He is in his 36th year overall with the Wildcats including his time as head coach and 30 years as an assistant from 1987-2016. Ferrante has been a part of 248 victories and all 14 of the program's FCS playoff appearances during his Villanova tenure.

In addition to being named the CAA Football Coach of the Year last season, Ferrante was the 2021 winner of the AFCA FCS Region 1

Coach of the Year award. That honor made him a finalist for National Coach of the Year consideration and earned him recognition at the AFCA national convention following the season. Ferrante guided the Wildcats to a 10-3 record a year ago and Villanova won a share of the CAA Football title while securing the league's automatic bid to the FCS playoffs. It is the second straight full season (2019, 2021) in which Ferrante guided the Wildcats to postseason play.

Villanova hosted two playoff games last year and advanced to the quarterfinal round of the Division I Football Championship to finish the year ranked in the top-10 nationally (No. 8) in both FCS national polls for the first time since 2014. The Wildcats tallied their seventh season in program history with at least 10 wins and achieved success by playing – and beating – some of the top FCS teams in the nation. Villanova's 10-3 record included four victories over Top 25 opponents, including No. 3 James Madison, No. 18 Rhode Island, No. 21 Richmond and No. 24 Holy Cross. Ferrante led the Wildcats to a 7-1 record against a challenging CAA Football schedule to mark the fifth season since 1988 in which the team had no more than one loss in conference play.

There was star power in all facets of the game for Villanova last season, with Ferrante coaching 11 players who had an opportunity to continue their football careers beyond the college ranks. The group included cornerback Christian Benford who was a sixth round draft pick of the Buffalo Bills. Fellow corner Denzel Williams signed a free agent contract with the Baltimore Ravens and linebacker Forrest Rhyne was inked to a free agent contract by the Indianapolis Colts. Benford and Rhyne were consensus first team All-Americans in 2021, while offensive lineman Michael Corbi was also a 2021 All-America selection and was one of 13 Wildcats who were named to the CAA Football All-Conference teams.

In the first five seasons that Ferrante has been head coach the Wildcats have had five major conference award winners and 38 CAA Football All-Conference selections, including 12 first team picks. Christian Benford was the CAA Defensive Rookie of the Year in 2018 and Villanova had consecutive winners of the prestigious Chuck Boone Leadership and Excellence Award which is presented to one senior student-athlete who embodies the highest standards of leadership, integrity, teamwork, and sportsmanship in academics and athletics. Chucky Smith was the 2019 winner of the award and Justin Covington earned the honor for the 2020 season.

Outside of football the Wildcats student-athletes have consistently excelled in their academic pursuits during Ferrante's head coaching tenure. Villanova ranked second in CAA Football in the most recent NCAA Graduation Success Rate (GSR) data which was released in December 2021. The Wildcats had a 95 percent rate and topped all CAA schools with a matching 95 percent federal rate. Additionally, Villanova recorded a multi-year Annual Progress Rate (APR) score of 976 which was well above the average score of 959 for FCS programs.

The Wildcats were named the of the CAA Football Team Academic Excellence Award for having the highest GPA among the league's football members in both 2016-17 and 2017-18. On an individual level, football student-athletes have had 419 honorees on the CAA Football All-Academic Team and 361 selections to the Athletic Director's Honor Roll during Ferrante's time as head coach. In 2021-22 alone, Villanova had 73 members of the AD's Honor Roll who each posted a semester GPA of 3.2 or higher. Meanwhile, there were 103 selections from the Wildcats to the CAA All-Academic Team in 2021-22.

FERRANTE YEAR BY YEAR

AS HEAD COACH			
Year	School	Record	Conference
2017	Villanova	5-6	3-5
2018	Villanova	5-6	2-6
2019	Villanova	9-4	5-3
2020	Villanova	2-2	2-2
2021	Villanova	10-3	7-1
2022	Villanova	5-3	3-2
Total	6 Seasons	36-24	22-19

AS ASSISTANT COACH

Year	School	Record	Postseason
1983	St. Lawrence	5-3-1	
1984	Wagner	6-4	
1985	Lafayette	6-5	
1986	Lafayette	6-5	
1987	Villanova	6-4	
1988	Villanova	5-5-1	
1989	Villanova	8-4	FCS First Round
1990	Villanova	6-5	
1991	Villanova	10-2	FCS First Round
1992	Villanova	9-3	FCS First Round
1993	Villanova	3-8	
1994	Villanova	5-6	
1995	Villanova	3-8	
1996	Villanova	8-4	FCS First Round
1997	Villanova	12-1	FCS Quarterfinals
1998	Villanova	6-5	
1999	Villanova	7-4	
2000	Villanova	5-6	
2001	Villanova	8-3	
2002	Villanova	11-4	FCS Semifinals
2003	Villanova	7-4	
2004	Villanova	6-5	
2005	Villanova	4-7	
2006	Villanova	6-5	
2007	Villanova	7-4	
2008	Villanova	10-3	FCS Quarterfinals
2009	Villanova	14-1	FCS Champions
2010	Villanova	9-5	FCS Semifinals
2011	Villanova	2-9	
2012	Villanova	8-4	FCS First Round
2013	Villanova	6-5	
2014	Villanova	11-3	FCS Quarterfinals
2015	Villanova	6-5	
2016	Villanova	9-4	FCS First Round

FERRANTE RECORD BY OPPONENT

Opponent	Record	Last Meeting
Army West Point	0-1	2022 (L, 10-49)
Bucknell	3-0	2021 (W, 55-3)
Colgate	1-0	2019 (W, 34-14)
Delaware	4-1	2021 (W, 21-13)
Elon	1-1	2021 (W, 35-0)
Hampton	1-0	2022 (W, 24-10)
Holy Cross	1-0	2021 (W, 21-16)
James Madison	1-3	2021 (W, 28-27)
Lafayette	1-0	2017 (W, 59-0)
Lehigh	5-0	2022 (W, 45-17)
LIU	2-0	2022 (W, 38-21)
Maine	4-1	2022 (W, 45-20)
Monmouth	0-1	2022 (L, 42-49)
New Hampshire	0-2	2019 (L, 20-28)
Penn State	0-1	2021 (L, 17-38)
Rhode Island	1-2	2021 (W, 44-0)
Richmond	3-2	2022 (L, 10-20)
South Dakota State	0-1	2021 (L, 21-35)
Southeastern Louisiana	0-1	2019 (L, 44-45)
Stony Brook	2-2	2021 (W, 33-14)
Temple	1-1	2018 (W, 19-17)
Towson	2-1	2019 (W, 52-45)
UAlbany	2-1	2022 (W, 31-29)
William & Mary	1-2	2021 (L, 18-31)

VILLANOVA FOOTBALL GAME NOTES

MARK FERRANTE / VILLANOVA COACHING STAFF

Ferrante and the Wildcats made the most out of the opportunity to play four games in a shortened Spring 2021 season and use the experience gained from those games moving forward. The spring games were officially recognized as the 2020 season and Villanova tallied a 2-2 record in four contests against CAA foes, including road wins over Stony Brook and Maine. The abbreviated season had its share of highlights, with eight players chosen for the CAA Football All-Conference teams. Corbi, Rhyne and defensive lineman Malik Fisher were each named first team All-CAA selections.

Villanova came off a 2019 season in which it was ranked as high as No. 5 in the nation. Ferrante guided the Wildcats to a 9-4 record and the program's seventh FCS playoff berth in the previous 12 years in 2019. After being picked to finish ninth in CAA Football before the season the team raced out of the gates with a 6-0 record, including a 3-0 mark in league play by the midpoint of the season. Villanova had 10 players earn All-CAA accolades, including a trio of first team selections in Rhyne, offensive lineman Paul Grattan and punter Nathan Fondacaro.

Eight players have signed NFL free agent contracts since Ferrante became head coach, with the aforementioned Rhyne and Williams joining offensive tackle Brandon Hitner (LA Rams); safety Rob Rolle (Miami Dolphins); offensive lineman Ethan Greenidge (New Orleans Saints); defensive back Trey Johnson (Pittsburgh Steelers); defensive back Malik Reaves (Kansas City Chiefs); and linebacker Ed Shockley (Dallas Cowboys).

Ferrante leads one of the nation's elite FCS programs after playing an instrumental role in the Wildcats rise to national prominence. He has been a part of the coaching staff for all 14 of Villanova's appearances in the FCS playoffs, including the 2009 national championship season and a 2010 semifinal appearance while serving as the Assistant Head Coach on Andy Talley's staff. Ferrante has been a part of Villanova teams that have won seven CAA titles, three Lambert Meadows Cups and three ECAC Team of the Year awards.

Ferrante's success during his years as an assistant coach were recognized by others outside the Villanova program. At the end of the 2015 season he was named the FCS Assistant Coach of the Year by the American Football Coaches Association (AFCA). This award was first presented in 1997 and was created to honor assistant coaches who excel in community service, commitment to student-athletes and on-field coaching success. Ferrante was involved in all aspects of the

Villanova program during his time as an assistant on Andy Talley's staff. On the field he coached the offensive line for 27 seasons and developed a unit that was perennially one of the best in CAA Football. Over the years he coached three All-Americans, 11 All-East performers and 15 first team all-conference selections. The offensive line had 17 All-CAA selections in a nine-year span, including three-time first team honoree Ben Ijalana along with first team selections Brant Clouser (2010), Dan Shirey (2011) and Vince Kowalski (2014).

Two of Ferrante's players went on to be selected in the NFL Draft. Ijalana was a second round selection by the Indianapolis Colts in 2011 and Brad Seaton was picked in the seventh round by the Tennessee Titans in 2017. Ijalana was a two-time All-American (2009, 2010) and a three-time first team All-CAA selection during his collegiate career. Villanova reached the FCS playoffs in each of his last three seasons on the team, winning the 2009 national title and advancing to the semifinal round a year later. Seaton was a second team CAA Football All-Conference selection in 2016 when the offensive line enabled the Wildcats to average 206.3 rushing yards and 378.7 yards of total offense per game. Villanova ranked third in the CAA and 24th nationally in rushing offense in addition to ranking fourth in the league in total offense and fifth with a scoring average of 24.4 points per game.

The other All-Americans Ferrante mentored are Eamonn Allen (2001) and Bryan Russo (1989). Allen earned first team Associated Press All-America recognition in 2001 and was also a first team All-East and first team All-Atlantic 10 selection. Russo was chosen as an All-American by the Sports Network and the American Football Coaches Association as a senior in 1989 when he was also a first team all-conference and an All-ECAC selection. He was inducted to Villanova's Varsity Club Hall of Fame in 2007.

Ferrante was a standout collegiate performer in his own right prior to joining the football coaching ranks. He was the quarterback for Andy Talley at St. Lawrence where he was named the 1982 Division III Player of the Year to go along with first team All-East honors. Ferrante directed the offense for a St. Lawrence team that went 10-1 during the 1982 season and reached the national semifinals in the playoffs.


Ferrante and his wife, Georgea, reside in Phoenixville, Pa. The couple has a son, Jimmy, who earned his undergraduate degree from Villanova in 2018.



Mark Ferrante
Head Coach




Chris Boden
Offensive Coordinator
Quarterbacks



Ross Penny Packer
Defensive Coordinator
Defensive Line



Sean Devine
Offensive Run Game Coord.
Offensive Line



David Riede
Recruiting Coordinator
Linebackers



Nate Pagan
Wide Receivers




Matt Colangelo
Special Teams Coord.
Safeties



Josh Fletcher
Running Backs



Dustin Johnson
Cornerbacks



Lachlan Kline
Tight Ends



Pat Crowley
Defensive Assistant



TJ Landis
Coord. of Video Ops. &
Administrative Services



Tyler Waite
Athletic Trainer



Mike Tucker
Strength & Conditioning

VILLANOVA FOOTBALL GAME NOTES

NUMERICAL ROSTER

No.	Name	Pos.	Cl.	Ht.	Wt.	Hometown	No.	Name	Pos.	Cl.	Ht.	Wt.	Hometown
0	Isas Waxter	DB	Sr.	6-2	215	Newark, N.J.	43	Nino Betances	DB	Fr.	5-10	175	Brooklyn, N.Y.
0	Tyler Will	TE	Gr.	6-1	255	Newtown Square, Pa.	44	Richie Kimmel	LB	So.	6-1	225	Holmes, Pa.
1	TD Ayo-Durojaiye	RB	Sr.	5-11	210	Damascus, Md.	45	Jordan Nelson	LB	So.	6-2	225	Palmerton, Pa.
2	Jalen Jackson	RB	Gr.	5-9	220	Richmond, Va.	46	Jared Nelson	DL	Gr.	6-3	290	Glastonbury, Conn.
3	Elijah Glover	DB	Jr.	6-1	205	Pleasantville, N.J.	47	Jalen Howard	DL	Jr.	6-1	265	Woodbridge, Va.
4	Connor Watkins	QB	Jr.	6-3	225	Williamsport, Pa.	48	Chris Dobrydney	WR	Fr.	5-10	180	Fairfax, Va.
5	Kshawn Schulters	DB	So.	6-1	190	Roselle, N.J.	49	Julian Glantz	RB	Fr.	6-0	185	Scarsdale, N.Y.
6	Ricky Ortega	QB	So.	5-10	185	Coatesville, Pa.	50	Adam Vanino	LS	Fr.	5-11	245	West Lawn, Pa.
7	Jalen Goodman	DB	Jr.	6-0	195	Narberth, Pa.	51	Dale Law	LB	Fr.	6-1	215	West Chester, Pa.
8	Antonio Montero	LB	Gr.	6-0	225	Eden Prairie, Minn.	54	Mike Kennedy	DL	Fr.	6-1	290	Greenville, S.C.
9	Ty Trinh	DB	So.	5-11	200	Owings Mills, Md.	55	Bryce Ganious	DL	So.	6-2	280	Houston, Texas
10	Dez Boykin	WR	Gr.	5-9	195	Whitehall, Pa.	58	Ben Wheless	LS	So.	5-11	220	Raleigh, N.C.
11	Jaaron Hayek	WR	Sr.	6-1	195	Wayne, N.J.	60	Jacob Walton	OL	Sr.	6-3	290	Lansdale, Pa.
12	Tanner Maddocks	QB	Fr.	6-1	180	Reading, Pa.	61	Dan McManus	OL	Fr.	6-4	240	Havertown, Pa.
13	Ethan Carr	WR	R-Fr.	6-2	200	Harrison City, Pa.	62	Colin Gamroth	OL	Gr.	6-4	305	Mercer Island, Wash.
14	Jonnie Pitman	DB	Gr.	5-11	185	Temple Hills, Md.	63	Quin Whalen	OL	Fr.	6-4	255	Chalfont, Pa.
15	Jaquan Allen	WR	Jr.	6-1	205	East Hartford, Conn.	65	Ian Erickson	OL	R-Fr.	6-6	325	Atlanta, Ga.
15	Dan Damico	LB	Gr.	6-0	240	Manlius, N.Y.	66	James Petrovcik	OL	Sr.	6-3	295	Westfield, N.J.
16	Jack Ryder	QB	Fr.	6-2	185	Media, Pa.	69	Jake Picard	OL	So.	6-3	290	Hope, R.I.
17	Irene Ngabonziza	WR	R-Fr.	5-9	185	Fort Worth, Texas	70	Wyatt Hummel	OL	Jr.	6-6	315	Dallas, Texas
18	Matt O'Connor	QB	Sr.	6-2	205	Narberth, Pa.	72	Jaden Rolling	OL	Jr.	6-5	320	Brooklyn, N.Y.
19	Rayjuon Pringle	WR	Jr.	5-9	190	Dumfries, Va.	73	Michael Corbi	OL	Gr.	6-3	335	Arnold, Md.
20	Josh Slay	LB	Jr.	5-11	220	Douglasville, Ga.	74	Temí Ajírotutú	OL	So.	6-4	310	Queens, N.Y.
21	Eli Smith	RB	Fr.	6-0	190	Houston, Texas	75	Stephane Voltaire	OL	R-Fr.	6-5	295	Marion, Mass.
22	Matt Colantuono	RB	So.	5-9	175	Warren, N.J.	77	Erik Bockisch	OL	R-Fr.	6-4	290	Wiesengrund, Germany
22	Jon Wyatt	DB	Fr.	6-2	175	Somerset, N.J.	79	Nick Torres	OL	Sr.	6-6	320	Whitestone, N.Y.
23	Josh Oluremi	DB	Fr.	6-3	185	Avenel, N.J.	80	Nathaniel Hill	WR	Fr.	6-3	205	Dallas, Texas
24	Devon Marshall	DB	Fr.	6-0	190	Boston, Mass.	81	Mitchell Bothwell	TE	So.	6-5	240	Fort Worth, Texas
25	Christian Sapp	DB	So.	6-0	195	East Stroudsburg, Pa.	82	Jaylan Sanchez	WR	Fr.	6-0	190	North Bergen, N.J.
26	Tyrell Mims	DB	So.	5-10	190	Philadelphia, Pa.	83	Luke Daly	WR	Fr.	6-1	180	Rye, N.Y.
27	Danny Abraham	LB	Gr.	5-11	220	Randolph, Mass.	84	Daniel Lopes	WR	R-Fr.	6-2	200	Cheshire, Conn.
28	DeeWil Barlee	RB	Sr.	5-8	205	Upper Darby, Pa.	85	Jack Stanton	TE	Jr.	6-2	235	Alpharetta, Ga.
29	Derek Marrero	DB	Fr.	5-10	180	New Windsor, N.Y.	86	Tim Brown	WR	Fr.	5-10	180	Philadelphia, Pa.
31	Shane Hartzell	LB	R-Fr.	6-0	225	Perkasie, Pa.	87	Charlie Gilroy	TE	Sr.	6-5	255	Wilmette, Ill.
32	JR Strauss	LB	Fr.	6-3	220	Reading, Pa.	88	Antonio Johnson	TE	R-Fr.	6-4	255	Fort Lauderdale, Fla.
33	Turner Inge	LB	Fr.	6-1	210	Williamstown, N.J.	89	James Welde	TE	R-Fr.	6-4	240	Havertown, Pa.
34	Ethan Potter	DB	So.	5-11	205	Chesapeake City, Md.	90	Jake Green	DL	So.	6-0	285	Ashland, Pa.
35	Brendan Bell	LB	So.	6-2	225	Basking Ridge, N.J.	91	Ayden Howard	DL	So.	6-2	290	McKinney, Texas
36	Isaiah Wright	RB	Fr.	5-8	185	Douglasville, Pa.	93	William Bartel	K	Jr.	5-9	185	Providence, R.I.
37	Hunter Cusimano	DB	Sr.	6-1	205	Greenwich, Conn.	94	Garrett Zobel	DL	Sr.	6-2	295	Hatfield, Pa.
38	John Rhodan	DB	So.	5-11	190	Elkton, Md.	95	Jake Northrop	DL	Sr.	6-3	270	Fairfield, Conn.
39	Matthew Mercurio	K	Gr.	6-1	175	Salinas, Calif.	97	Daniel Mueller	P	Fr.	5-10	180	Ephrata, Pa.
40	Colin Kennedy	LB	Fr.	6-1	225	Fair Haven, N.J.	98	Obinna Nwobodo	DL	So.	6-3	305	Wilmington, Del.
41	Garrett Rogn	DB	Fr.	6-2	175	Mercer Island, Wash.	99	CJ Pressley	DL	Jr.	6-4	285	Philadelphia, Pa.
42	Timmy Furgeson	LB	So.	6-2	225	Gaithersburg, Md.							

PRONUNCIATION GUIDE

0	Isas Waxter	ice-iss (goes by ice) waxter (rhymes with baxter)	69	Jake Picard	pa-card
1	TD Ayo-Durojaiye	I-O dur-o-zj-I-ay	70	Wyatt Hummel	why-it
5	Kshawn Schulters	K-Shawn shull-ters	73	Michael Corbi	core-B
9	Ty Trinh	trinn	74	Temí Ajírotutú	tem-ee ah-joro-two-two
11	Jaaron Hayek	jare-inn / hay-ick	75	Stephane Voltaire	ste-fon vole-tare
15	Jaquan Allen	J-kwon	89	James Welde	well-D
15	Dan Damico	duh-MEE-ko	93	William Bartel	bar-tell
17	Irene Ngabonziza	i-ruh-nay gob-on-zee-zuh	94	Garrett Zobel	zo-bull
19	Rayjuon Pringle	ray-zjahn	98	Obinna Nwobodo	o-binn-uh wa-BO-doe
22	Matt Colantuono	collin-TOO-oh-no			
37	Hunter Cusimano	coose-a-mon-no			
38	John Rhodan	rho-dann			
39	Matthew Mercurio	mer-CURE-ee-oh			
50	Adam Vanino	vuh-NEE-no			
55	Bryce Ganious	gain-E-us			
58	Ben Wheless	wheel-iss			
62	Colin Gamroth	gam-roth			
66	James Petrovcik	pet-RO-chick			

VILLANOVA FOOTBALL GAME NOTES

OFFENSIVE DEPTH CHART

Pos.	No.	Name	Cl.	Ht.	Wt.	Hometown	Pronunciation
QB	4	Connor Watkins	Jr.	6-3	225	Williamsport, Pa.	
	18	Matt O'Connor	Sr.	6-2	205	Narberth, Pa.	
RB	1	TD Ayo-Durojaiye	Sr.	5-11	210	Damascus, Md.	I-O dur-o-zj-I-ay
	28	DeeWil Barlee	Sr.	5-8	205	Upper Darby, Pa.	
WR	10	Dez Boykin	Gr.	5-9	195	Whitehall, Pa.	
	82	Jaylan Sanchez	Fr.	6-0	190	North Bergen, N.J.	
WR	19	Rayjuon Pringle	Jr.	5-9	190	Woodbridge, Va.	ray-zjahn
	15	Jaquan Allen	Jr.	6-1	205	East Hartford, Conn.	J-kwon
WR	11	Jaaron Hayek	Sr.	6-1	195	Wayne, N.J.	jare-inn / hay-ick
	84	Daniel Lopes	R-Fr.	6-2	200	Cheshire, Conn.	
TE	87	Charlie Gilroy	Sr.	6-5	255	Wilmette, Ill.	
	85	Jack Stanton	Jr.	6-2	235	Alpharetta, Ga.	
RT	79	Nick Torres	Sr.	6-6	320	Whitestone, N.Y.	
	70	Wyatt Hummel	Jr.	6-6	315	Dallas, Texas	why-it
LT	74	Temi Ajitrotutu	So.	6-4	310	Queens, N.Y.	tem-ee / aj-joro-two-two
(or)	75	Stephane Voltaire	R-Fr.	6-5	295	Marion, Mass.	ste-fon vole-tare
C	62	Colin Gamroth	Gr.	6-4	305	Mercer Island, Wash.	
(or)	69	Jake Picard	So.	6-3	290	Hope, R.I.	pa-card
LG	66	James Petrovcik	Sr.	6-3	295	Westfield, N.J.	pet-RO-chick
	70	Wyatt Hummel	Jr.	6-6	315	Dallas, Texas	why-it
RG	73	Michael Corbi	Gr.	6-3	335	Annapolis, Md.	core-B
	69	Jake Picard	So.	6-3	290	Hope, R.I.	pa-card

DEFENSIVE DEPTH CHART

Pos.	No.	Name	Elig.	Ht.	Wt.	Hometown	Pronunciation
DE	55	Bryce Ganius	So.	6-2	280	Houston, Texas	
	99	CJ Pressley	Jr.	6-4	285	Philadelphia, Pa.	
DT	46	Jared Nelson	Gr.	6-3	290	Glastonbury, Conn.	
	90	Jake Green	So.	6-0	285	Ashland, Pa.	
DE	94	Garrett Zobel	Sr.	6-2	295	Hatfield, Pa.	zo-bull
	99	CJ Pressley	Jr.	6-4	285	Philadelphia, Pa.	
LB	31	Shane Hartzell	R-Fr.	6-0	225	Perkasie, Pa.	
	8	Antonio Montero	Gr.	6-0	225	Eden Prairie, Minn.	
MLB	34	Ethan Potter	So.	5-11	205	Chesapeake City, Md.	
	42	Timmy Furgeson	So.	6-2	225	Gaithersburg, Md.	
LB	35	Brendan Bell	So.	6-2	225	Basking Ridge, N.J.	
	27	Danny Abraham	Gr.	5-11	220	Randolph, Mass.	
CB	5	Kshawn Schulters	So.	6-1	290	Roselle, N.J.	K-Shawn shull-ters
	24	Devon Marshall	Fr.	6-0	190	Boston, Mass.	
CB	26	Tyrell Mims	So.	5-10	190	Philadelphia, Pa.	
	38	John Rhodan	So.	5-11	190	Elkton, Md.	rho-dann
FS	7	Jalen Goodman	Jr.	6-0	200	Narberth, Pa.	
	37	Hunter Cusimano	Sr.	6-1	205	Greenwich, Conn.	coose-a-mon-no
WS	9	Ty Trinh	So.	5-11	200	Owings Mills, Md.	trinn
	25	Christian Sapp	So.	6-0	195	East Stroudsburg, Pa.	
SS	3	Elijah Glover	Jr.	6-1	205	Pleasantville, N.J.	
	14	Jonnie Pitman	Gr.	5-11	185	Temple Hills, Md.	

SPECIAL TEAMS DEPTH CHART

PK	39	Matthew Mercurio	Gr.	6-1	175	Salinas, Calif.	mur-CURE-ee-oh
	93	William Bartel	Jr.	5-9	185	Providence, R.I.	bar-tell
KO	39	Matthew Mercurio	Gr.	6-1	175	Salinas, Calif.	mur-CURE-ee-oh
	93	William Bartel	Jr.	5-9	185	Providence, R.I.	bar-tell
P	97	Daniel Mueller	Fr.	5-10	180	Ephrata, Pa.	
	18	Matt O'Connor	Sr.	6-2	205	Narberth, Pa.	
LS	6	Ricky Ortega	So.	5-10	185	Coatesville, Pa.	
	58	Ben Wheless	So.	5-11	220	Raleigh, N.C.	wheel-iss
KR	50	Adam Vanino	Gr.	5-11	245	West Lawn, Pa.	vuh-NEE-no
	1	TD Ayo-Durojaiye	Sr.	5-11	210	Damascus, Md.	I-O dur-o-zj-I-ay
PR	10	Dez Boykin	Gr.	5-9	195	Whitehall, Pa.	
	19	Rayjuon Pringle	Jr.	5-9	190	Woodbridge, Va.	ray-zjahn
	11	Jaaron Hayek	Sr.	6-1	195	Wayne, N.J.	jare-inn / hay-ick

CAREER PARTICIPATION

#	Name	GP-GS
0	Isas Waxter, DB	21-5
0	Tyler Will, TE	32-0
1	TD Ayo-Durojaiye, RB	34-3
2	Jalen Jackson, RB	35-2
3	Elijah Glover, DB	34-13
4	Connor Watkins, QB	19-8
5	Kshawn Schulters, DB	21-6
6	Ricky Ortega, QB	1-0
7	Jalen Goodman, DB	26-21
8	Antonio Montero, LB	46-35
9	Ty Trinh, DB	25-17
10	Dez Boykin, WR	41-14
11	Jaaron Hayek, WR	37-32
12	Tanner Maddocks, QB	0-0
13	Ethan Carr, WR	0-0
14	Jonnie Pitman, DB	32-9
15	Jaquan Allen, WR	18-2
15	Dan Damico, LB	42-37
16	Jack Ryder, QB	0-0
17	Irene Ngabonziza, WR	1-0
18	Matt O'Connor, QB	9-0
19	Rayjuon Pringle, WR	33-26
20	Josh Slay, LB	17-1
21	Eli Smith, RB	6-0
22	Matt Colantuono, RB	4-0
22	Jon Wyatt, DB	1-0
23	Josh Oluremi, DB	1-0
24	Devon Marshall, DB	6-0
25	Christian Sapp	9-4
26	Tyrell Mims, DB	23-6
27	Danny Abraham, LB	30-0
28	DeeWil Barlee, RB	33-13
29	Derek Marrero, DB	0-0
31	Shane Hartzell, LB	12-8
32	JR Strauss, LB	1-0
33	Turner, Inge, LB	0-0
34	Ethan Potter, DB	25-12
35	Brendan Bell, LB	21-5
36	Isaiah Wright, RB	0-0
37	Hunter Cusimano, DB	17-0
38	John Rhodan, DB	17-0
39	Matthew Mercurio, K	40-0
40	Colin Kennedy, LB	0-0
41	Garrett Rogan, DB	0-0
42	Timmy Furgeson, LB	23-4
43	Nino Betances, DB	0-0
44	Richie Kimmel, LB	14-0
45	Jordan Nelson, LB	11-0
46	Jared Nelson, DL	40-14
47	Jalen Howard, DL	12-0
48	Chris Dobrydney, WR	0-0
49	Julian Glantz, RB	1-0
50	Adam Vanino, LS	8-0
51	Dale Law, LB	0-0
54	Mike Kennedy, DL	0-0
55	Bryce Ganius, DL	20-8
58	Ben Wheless, LS	20-0
60	Jacob Walton, OL	6-0
61	Dan McManus, OL	0-0
62	Colin Gamroth, OL	40-34
63	Quin Whalen, OL	0-0
65	Ian Erickson, OL	8-0
66	James Petrovcik, OL	25-10
69	Jake Picard, OL	10-4
70	Wyatt Hummel, OL	22-7
72	Jaden Rolling, OL	14-1
73	Michael Corbi, OL	30-23
74	Temi Ajitrotutu, OL	17-11
75	Stephane Voltaire, OL	8-2
77	Erik Bockisch, OL	1-0
79	Nick Torres, OL	38-36
80	Nathaniel Hill, WR	0-0
81	Mitchell Bothwell, TE	10-0
82	Jaylan Sanchez, WR	8-1
83	Luke Daly, WR	0-0
84	Daniel Lopes, WR	4-0
85	Jack Stanton, TE	15-2
86	Tim Brown, WR	1-0
87	Charlie Gilroy, TE	34-14
88	Antonio Johnson, TE	8-0
89	James Welde, TE	1-0
90	Jake Green, DL	22-0
91	Ayden Howard, DL	10-0
93	William Bartel, K	10-0
94	Garrett Zobel, DL	41-25
95	Jake Northrop, DL	20-0
97	Daniel Mueller, P	0-0
98	Obinna Nwobodo, DL	3-0
99	CJ Pressley, DL	23-0

VILLANOVA FOOTBALL GAME NOTES

TOWSON OFFENSE

Pos.	No.	Name	Cl.	Ht.	Wt.
LT	66	Dan Volpe	Fr.	6-6	305
	79	Florian Staehler	R-So.	6-8	280
LG	61	Mathias Adjingbaruk	R-Fr.	6-3	325
	73	Alex Desire	R-Sr.	6-4	310
C	54	Cole Cheripko	R-Sr.	6-4	300
	61	Mathias Adjingbaruk	R-Fr.	6-3	325
RG	53	Ralph Paige Jr.	R-So.	6-3	305
	64	Joden Nelson	Fr.	6-4	280
RT	75	Julian Singh	Gr.	6-3	310
	78	Roman Wahrheit	R-Sr.	6-6	335
TE	80	Robert Schwob	Gr.	6-7	240
	81	Malik Jackson	R-So.	6-3	230
WR (or)	9	Darian Street	Gr.	6-2	190
	82	Brady McElhaney	R-So.	6-0	170
	12	Sam Reynolds	R-Fr.	5-8	185
WR	13	Da’Kendall James	R-Jr.	6-1	190
	19	Isaiah Perkins	Fr.	6-2	205
QB	4	Tyrrell Pigrome	Gr.	5-10	200
	15	Nathan Kent	R-So.	6-2	200
FB (or)	42	Dion Crews-Harris	Jr.	6-0	240
	45	Brockman Wallace	R-Jr.	6-2	255
TB (or)	35	Devin Matthews	Jr.	5-9	195
	0	D’Ago Hunter	R-Sr.	5-8	160
	8	Joachim Bangda	Jr.	5-10	230

TOWSON SPECIALISTS

Pos.	No.	Name	Cl.	Ht.	Wt.
FG	30	Keegan Vaughan	So.	5-11	160
	91	Clayton Harris	R-Sr.	6-0	170
KO	29	Josh Cupitt	Jr.	6-0	170
	97	Riley Williams	So.	6-3	210
P	97	Riley Williams	So.	6-3	210
	29	Josh Cupitt	Jr.	6-0	170
LS	98	Patrick Coyle	R-Fr.	5011	200
	87	Griffin Patterson	R-Fr.	6-5	230
Hold	29	Josh Cupitt	Jr.	6-0	170
	97	Riley Williams	So.	6-3	210
KR1	0	D’Ago Hunter	R-Sr.	5-8	160
	2	Juwan Burgess	Gr.	6-1	200
KR2	14	Lukkas Londono	R-Fr.	5-10	185
	35	Devin Matthews	Jr.	5-9	195
PR	0	D’Ago Hunter	R-Sr.	5-8	160
	2	Juwan Burgess	Gr.	6-1	200

TOWSON DEFENSE

Pos.	No.	Name	Cl.	Ht.	Wt.
DL	8	Jesus Gibbs	R-Sr.	6-4	275
	11	Oly Okombi	R-Jr.	6-1	255
DL	9	Vinnie Shaffer	Gr.	5-11	305
	94	Janaz Jordan	Sr.	6-4	325
DL	58	Bryce Lauer	R-Sr.	6-3	275
	99	Shaheem Haltiwanger	Gr.	6-3	255
OLB	4	Daniel Raymond	R-So.	6-0	200
	21	Evan Rutkowski	R-Fr.	6-2	200
MLB	44	Ryan Kearney	Gr.	6-1	230
	43	Sam Alsheimer	R-Jr.	6-2	225
MLB	55	Mason Woods	R-Fr.	6-0	220
	40	Amir Murray	R-Sr.	5-11	225
OLB	3	Tramar Reece	Gr.	6-4	260
	17	Makye Smith	Gr.	6-1	240
CB	10	Robert Javier	Gr.	6-1	190
	27	Dorian Davis	R-So.	6-0	190
S	26	Robert Topps III	Gr.	6-3	200
	21	Evan Rutkowski	R-Fr.	6-2	200
S	24	Ubayd Steed	Jr.	5-11	180
	2	Juwan Burgess	Gr.	6-1	200
CB	31	Shafeek Smith	R-Fr.	5-10	175
	35	Makai Self	R-Jr.	5-9	170

TOWSON COACHING STAFF

Rob Ambrose

Head Coach

Lyndon Johnson

Special Teams Coordinator/Safeties

Eric Daniels

Defensive Coordinator/Linebackers

Tyree Foreman

Pass Game Coordinator/Running Backs

Alex Stadler

Run Game Coordinator/Offensive Line

Collin Bauer

Recruiting Coordinator/Defensive Line

William Lang

Tight Ends/Fullbacks

Drew Rodriguez

Quarterbacks

Christian Runza

Linebackers

Almondo Curry

Cornerbacks

Derek Kief

Wide Receivers

Vincent Crisafi/Demarcus Gilmore/Joe Puleio/Shane Simpson

Quality Control Coaches – Offense

Will Koustmer/Jordan Mynatt

Quality Control Coaches – Defense

VILLANOVA FOOTBALL GAME NOTES

2022 OPPONENTS AT A GLANCE (39-49 OVERALL)

LEHIGH (1-7, 1-2 Patriot)

Date	Opponent	Result
9.2	@ Villanova	L, 17-45
9.10	@ Georgetown (*)	W, 21-19
9.17	Richmond	L, 6-30
9.24	@ Princeton	L, 17-29
10.1	Monmouth	L, 7-35
10.8	Fordham (*)	L, 28-40
10.15	@ Cornell	L, 15-19
10.22	Bucknell (*)	L, 17-19
11.5	@ Holy Cross (*)	12:00 PM
11.12	Colgate (*)	12:00 PM
11.19	@ Lafayette (*)	12:30 PM

LIU (1-7, 1-3 Northeast)

Date	Opponent	Result
9.1	@ Toledo	L, 0-37
9.10	Villanova	L, 21-38
9.17	@ Kent State	L, 10-63
9.24	Bryant	L, 29-31
10.1	@ Merrimack (*)	L, 23-24
10.15	Saint Francis (*)	L, 7-57
10.21	@ Wagner (*)	L, 26-37
10.29	@ Duquesne (*)	W, 50-48
11.5	Central Conn. St. (*)	1:00 PM
11.12	Stonehill (*)	1:00 PM
11.19	@ Sacred Heart (*)	12:00 PM

ARMY WEST POINT (3-4)

Date	Opponent	Result
9.3	at Coastal Carolina	L, 28-38
9.10	UTSA	L, 38-41 (ot)
9.17	Villanova	W, 49-10
10.1	Georgia State	L, 14-31
10.8	@ Wake Forest	L, 10-45
10.15	Colgate	W, 42-17
10.22	Louisiana-Monroe	W, 48-24
11.5	Air Force	11:30 AM
11.12	@ Troy	3:30 PM
11.19	Connecticut	12:00 PM
11.26	@ Massachusetts	12:00 PM
12.10	Navy	3:00 PM

MONMOUTH (4-5, 1-4 CAA)

Date	Opponent	Result
9.1	@ New Hampshire (*)	L, 21-31
9.10	Fordham	L, 49-52
9.17	Georgetown	W, 45-6
9.24	@ Villanova (*)	W, 49-42
10.1	@ Lehigh	W, 35-7
10.8	UAlbany (*)	W, 38-31
10.15	@ Maine (*)	L, 28-38
10.22	Rhode Island (*)	L, 46-48
10.29	Towson (*)	L, 48-52
11.5	@ Delaware (*)	1:00 PM
11.19	Stony Brook (*)	12:00 PM

MAINE (2-6, 2-3 CAA)

Date	Opponent	Result
9.3	@ New Mexico	L, 0-41
9.10	Colgate	L, 18-21
9.17	@ Boston College	L, 17-38
10.1	Villanova (*)	L, 20-45
10.8	@ Hampton (*)	W, 31-24
10.15	Monmouth (*)	W, 38-28
10.22	@ Stony Brook (*)	L, 27-28
10.29	Richmond (*)	L, 21-31
11.5	@ Rhode Island (*)	1:00 PM
11.12	@ UAlbany (*)	12:00 PM
11.19	New Hampshire (*)	12:00 PM

RICHMOND (6-2, 4-1 CAA)

Date	Opponent	Result
9.3	@ Virginia	L, 17-34
9.10	Saint Francis	W, 31-21
9.17	@ Lehigh	W, 30-6
9.24	Stony Brook (*)	W, 51-7
10.1	@ Elon (*)	L, 27-30
10.15	Villanova (*)	W, 20-10
10.22	@ Hampton (*)	W, 41-10
10.29	@ Maine (*)	W, 31-21
11.5	New Hampshire (*)	3:30 PM
11.12	@ Delaware (*)	1:00 PM
11.19	William & Mary (*)	12:00 PM

UALBANY (2-6, 1-4 CAA)

Date	Opponent	Result
9.3	@ Baylor	L, 10-69
9.10	New Hampshire (*)	L, 23-28
9.17	@ Fordham	L, 45-48
9.24	Central Connecticut St.	W, 45-26
10.8	@ Monmouth (*)	L, 31-38
10.15	Hampton (*)	L, 37-38
10.22	@ Villanova (*)	L, 29-31
10.29	Stony Brook (*)	W, 59-14
11.5	@ Elon (*)	2:00 PM
11.12	Maine (*)	12:00 PM
11.19	@ Rhode Island (*)	1:00 PM

HAMPTON (4-4, 1-4 CAA)

Date	Opponent	Result
9.3	Howard	W, 31-28
9.10	Tuskegee	W, 42-10
9.17	@ Norfolk State	W, 17-7
9.24	@ Delaware (*)	L, 3-35
10.8	Maine (*)	L, 24-31
10.15	@ UAlbany (*)	W, 38-37
10.22	Richmond (*)	L, 10-41
10.29	@ Villanova (*)	L, 10-24
11.5	William & Mary (*)	1:00 PM
11.12	Elon (*)	1:00 PM
11.19	@ Towson (*)	1:00 PM

TOWSON (3-5, 1-4 CAA)

Date	Opponent	Result
9.3	@ Bucknell	W, 14-13
9.10	Morgan State	W, 29-21
9.17	@ West Virginia	L, 7-65
9.24	New Hampshire (*)	L, 14-37
10.1	@ Delaware (*)	L, 10-24
10.8	@ Elon (*)	L, 10-27
10.22	William & Mary (*)	L, 24-44
10.29	@ Monmouth (*)	W, 52-48
11.5	Villanova (*)	2:00 PM
11.12	@ Stony Brook (*)	1:00 PM
11.19	Hampton (*)	1:00 PM

WILLIAM & MARY (7-1, 4-1 CAA)

Date	Opponent	Result
9.2	@ Charlotte	W, 41-24
9.10	Campbell	W, 37-21
9.17	@ Lafayette	W, 34-7
9.24	Elon (*)	L, 31-35
10.1	@ Stony Brook (*)	W, 27-10
10.8	Delaware (*)	W, 27-21
10.22	@ Towson (*)	W, 44-24
10.29	Rhode Island (*)	W, 31-30
11.5	@ Hampton (*)	1:00 PM
11.12	Villanova (*)	1:00 PM
11.19	@ Richmond (*)	12:00 PM

DELAWARE (6-2, 3-2 CAA)

Date	Opponent	Result
9.3	@ Navy	W, 14-7
9.10	Delaware State	W, 35-9
9.17	@ Rhode Island (*)	W, 42-21
9.24	Hampton (*)	W, 35-3
10.1	Towson (*)	W, 24-10
10.8	@ William & Mary (*)	L, 21-27
10.22	Morgan State	W, 38-7
10.29	@ Elon (*)	L, 7-27
11.5	Monmouth (*)	1:00 PM
11.12	Richmond (*)	1:00 PM
11.19	@ Villanova (*)	1:00 PM

VILLANOVA FOOTBALL GAME NOTES

VILLANOVA QUARTERBACKS

#4 CONNOR WATKINS

PASSING STATS

OPPONENT	COMP-ATT-INT	YDS	TD	LONG
Lehigh	11-15-0	298	3	68
at LIU	7-12-4	196	2	62
at Army West Point	12-21-2	74	1	25
Monmouth	13-20-2	239	1	51
at Maine	13-16-0	255	4	83
at Richmond	11-26-1	146	0	40
UAlbany	18-26-0	292	3	80
Hampton	14-31-1	161	1	43
at Towson				
at William & Mary				
Delaware				
SEASON	99-167-10	1661	15	83
CAREER	113-185-10	1849	16	83

RUSHING STATS

OPPONENT	ATT-YDS-TD	LONG
Lehigh	5-23-1	15
at LIU	7-39-1	30
at Army West Point	10-60-0	20
Monmouth	7-58-2	24
at Maine	5-41-0	19
at Richmond	11-(-13)-1	13
UAlbany	3-0-0	9
Hampton	11-130-2	75
at Towson		
at William & Mary		
Delaware		
SEASON	59-338-7	75
CAREER	63-319-7	75

#18 MATT O'CONNOR

PASSING STATS

OPPONENT	COMP-ATT-INT	YDS	TD	LONG
Lehigh	0-0-0	0	0	0
at LIU	0-1-0	0	0	0
at Army West Point	0-0-0	0	0	0
Monmouth	0-0-0	0	0	0
at Maine	0-0-0	0	0	0
at Richmond	0-0-0	0	0	0
UAlbany	0-0-0	0	0	0
Hampton	0-0-0	0	0	0
at Towson				
at William & Mary				
Delaware				
SEASON	0-1-0	0	0	0
CAREER	2-3-0	17	0	14

RUSHING STATS

OPPONENT	ATT-YDS-TD	LONG
Lehigh	1-(-7)-0	-7
at LIU	0-0-0	0
at Army West Point	0-0-0	0
Monmouth	0-0-0	0
at Maine	0-0-0	0
at Richmond	0-0-0	0
UAlbany	0-0-0	0
Hampton	0-0-0	0
at Towson		
at William & Mary		
Delaware		
SEASON	1(-7)-0	0
CAREER	1(-7)-0	0

#6 RICKY ORTEGA

PASSING STATS

OPPONENT	COMP-ATT-INT	YDS	TD	LONG
Lehigh	DNP			
at LIU	DNP			
at Army West Point	DNP			
Monmouth	DNP			
at Maine	DNP			
at Richmond	DNP			
UAlbany	0-0-0	0	0	0
Hampton	DNP			
at Towson				
at William & Mary				
Delaware				
SEASON	0-0-0	0	0	0
CAREER	0-0-0	0	0	0

RUSHING STATS

OPPONENT	ATT-YDS-TD	LONG
Lehigh	DNP	
at LIU	DNP	
at Army West Point	DNP	
Monmouth	DNP	
at Maine	DNP	
at Richmond	DNP	
UAlbany	1-(-5)-0	-5
Hampton	DNP	
at Towson		
at William & Mary		
Delaware		
SEASON	1-(-5)-0	-5
CAREER	1-(-5)-0	-5

SEASON AND CAREER HIGHS

	SEASON HIGHS		CAREER HIGHS	
CONNOR WATKINS				
Passing Attempts	31	Hampton	31	2022, Hamp.
Completions	18	UAlbany	18	2022, UAlbany
Passing Yards	298	Lehigh	298	2022, Lehigh
Touchdowns	4	Maine	4	2022, Maine
Interceptions	4	LIU	4	2022, LIU
Long Pass	83	Maine	83	2022, Maine
Total Offense	321	Lehigh	321	2022, Lehigh
Rushing Attempts	11	2x	11	2x (2022)
Rushing Yards	130	Hampton	130	2022, Hamp.
Rushing Touchdowns	2	2x	2	2x (2022)
Long Rush	75	Hampton	75	2022, Hamp.
MATT O'CONNOR				
Passing Attempts	1	Army	2	2021, Bucknell
Completions			2	2021, Bucknell
Passing Yards			17	2021, Bucknell
Touchdowns				
Interceptions				
Long Pass			14	2021, Bucknell
Total Offense			17	2021, Bucknell
Rushing Attempts	1	Lehigh	1	2022, Lehigh
Rushing Yards	-7	Lehigh	-7	2022, Lehigh
Rushing Touchdowns				
Long Rush	-7	Lehigh	-7	2022, Lehigh
RICKY ORTEGA				
Passing Attempts				
Completions				
Passing Yards				
Touchdowns				
Interceptions				
Long Pass				
Total Offense	-5	UAlbany	-5	2022, UAlbany
Rushing Attempts	1	UAlbany	1	2022, UAlbany
Rushing Yards	-5	UAlbany	-5	2022, UAlbany
Rushing Touchdowns				
Long Rush	-5	UAlbany	-5	2022, UAlbany

VILLANOVA FOOTBALL GAME NOTES

VILLANOVA RUNNING BACKS

#2 JALEN JACKSON

OPPONENT	RUSHING ATT-YDS-TD	LG	RECEIVING REC-YDS-TD	LG
Lehigh	9-67-1	16	0-0-0	0
at LIU	DNP			
at Army West Point	10-39-0	7	2-9-0	6
Monmouth	28-187-3	21	0-0-0	0
at Maine	10-41-1	12	1-5-0	5
at Richmond	DNP			
UAlbany	DNP			
Hampton	DNP			
at Towson				
at William & Mary				
Delaware				
SEASON	57-334-5	21	3-14-0	6
CAREER	268-1565-17	55	15-145-2	30

#28 DEEWIL BARLEE

OPPONENT	RUSHING ATT-YDS-TD	LG	RECEIVING REC-YDS-TD	LG
Lehigh	10-50-1	16	1-(-6)-0	-6
at LIU	18-177-1	71	0-0-0	0
at Army West Point	6-36-0	16	1-0-0	0
Monmouth	DNP			
at Maine	6-15-0	6	1-16-0	16
at Richmond	9-28-0	10	2-21-0	16
UAlbany	6-6-0	5	0-0-0	0
Hampton	9-19-0	7	0-0-0	0
at Towson				
at William & Mary				
Delaware				
SEASON	64-331-2	71	5-31-0	16
CAREER	321-1552-8	78	28-253-1	35

#1 TD AYO-DUROIAYE

OPPONENT	RUSHING ATT-YDS-TD	LG	RECEIVING REC-YDS-TD	LG
Lehigh	7-16-0	5	0-0-0	0
at LIU	16-109-1	28	0-0-0	0
at Army West Point	5-27-0	12	0-0-0	0
Monmouth	10-48-0	15	0-0-0	0
at Maine	9-51-0	16	0-0-0	0
at Richmond	11-106-0	51	1-5-0	5
UAlbany	20-136-1	70	1-16-0	16
Hampton	25-112-0	20	3-27-0	18
at Towson				
at William & Mary				
Delaware				
SEASON	103-605-2	70	5-48-0	18
CAREER	197-1090-6	70	24-224-0	35

#21 ELI SMITH

OPPONENT	RUSHING ATT-YDS-TD	LG	RECEIVING REC-YDS-TD	LG
Lehigh	2-0-0	1	0-0-0	0
at LIU	6-44-0	11	0-0-0	0
at Army West Point	3-12-0	7	0-0-0	0
Monmouth	0-0-0	0	0-0-0	0
at Maine	7-25-0	8	0-0-0	0
at Richmond	1-2-0	2	0-0-0	0
UAlbany	2-14-0	13	0-0-0	0
Hampton	DNP			
at Towson				
at William & Mary				
Delaware				
SEASON	17-83-0	13	0-0-0	0
CAREER	17-83-0	13	0-0-0	0

SEASON AND CAREER HIGHS

	SEASON HIGHS		CAREER HIGHS	
JALEN JACKSON				
Rushing Attempts	28	Monmouth	28	2022, Mon.
Rushing Yards	187	Monmouth	187	2022, Mon.
Rushing Touchdowns	3	Monmouth	3	2022, Mon.
Long Rush	21	Monmouth	55	2021, UAlbany
100+ Rushing Yards	1		3	
Receptions	2	Army	2	3x
Receiving Yards	9	Army	30	2021, Holy Cr.
Receiving Touchdowns			1	2x
Long Reception	6	Army	30	2021, Holy Cr.
All-Purpose Yards	187	Lehigh	187	2022, Mon.
100+ All-Purpose Yards	1		3	
DEEWIL BARLEE				
Rushing Attempts	18	LIU	22	2019, Stony Br.
Rushing Yards	177	LIU	177	2022 LIU
Rushing Touchdowns	1	2x	1	8x
Long Rush	71	LIU	78	2019, Bucknell
100+ Rushing Yards	1		3	
Receptions	2	Richmond	5	2021, W&M
Receiving Yards	21	Richmond	50	2019, UNH
Receiving Touchdowns			1	2019, W&M
Long Reception	16	2x	35	2019, UNH
All-Purpose Yards	177	LIU	177	2022, LIU
100+ All-Purpose Yards	1		4	
TD AYO-DUROIAYE				
Rushing Attempts	25	Hampton	25	2022, Hamp.
Rushing Yards	136	UAlbany	136	2022, UAlbany
Rushing Touchdowns	1	2x	1	6x
Long Rush	70	UAlbany	70	2022, UAlbany
100+ Rushing Yards	4		4	
Receptions	3	Hampton	3	4x
Receiving Yards	27	Hampton	46	2021, Rich.
Long Reception	18	Hampton	35	2021, Rich.
All-Purpose Yards	152	UAlbany	152	2022, UAlbany
100+ All-Purpose Yards	4		4	
ELI SMITH				
Rushing Attempts	7	Maine	7	2022, Maine
Rushing Yards	44	LIU	44	2022, LIU
Long Rush	13	UAlbany	13	2022, UAlbany
MATT COLANTUONO				
Rushing Attempts			7	2021, Bucknell
Rushing Yards			24	2021, Bucknell
Long Rush			9	2021, Bucknell

VILLANOVA FOOTBALL GAME NOTES

VILLANOVA WIDE RECEIVERS/TIGHT ENDS

#11 JAARON HAYEK

RECEIVING STATS

OPPONENT	REC-YDS-TD	LG
Lehigh	6-141-2	68
at LIU	4-120-0	62
at Army West Point	2-11-0	9
Monmouth	6-136-0	51
at Maine	5-159-4	83
at Richmond	4-89-0	40
UAlbany	4-57-1	21
Hampton	5-97-1	43
at Towson		
at William & Mary		
Delaware		
SEASON	36-810-8	83
CAREER	135-2287-25	83

#19 RAYJUON PRINGLE

RECEIVING STATS

OPPONENT	REC-YDS-TD	LG
Lehigh	2-85-0	47
at LIU	2-16-1	14
at Army West Point	6-54-1	25
Monmouth	2-22-1	17
at Maine	1-7-0	7
at Richmond	0-0-0	0
UAlbany	4-143-2	80
Hampton	3-22-0	9
at Towson		
at William & Mary		
Delaware		
SEASON	20-349-5	80
CAREER	83-1470-15	80

SEASON AND CAREER HIGHS

	SEASON HIGHS		CAREER HIGHS	
JAARON HAYEK				
Receptions	6	2x	8	2021, Rich.
Receiving Yards	159	Maine	159	2022, Maine
Receiving Touchdowns	4	Maine	4	2022, Maine
Long Reception	83	Maine	83	2022, Maine
100+ Receiving Yards	4		9	
All-Purpose Yards	159	Maine	159	2022, Maine
100+ All-Purpose Yards	4		10	
RAYJUON PRINGLE				
Receptions	6	Army	9	2020, Stony B.
Receiving Yards	143	UAlbany	171	2020, Stony B.
Receiving Touchdowns	2	UAlbany	2	3x
Long Reception	80	UAlbany	80	2022, UAlbany
100+ Receiving Yards	1		6	
All-Purpose Yards	143	UAlbany	171	2020, Stony B.
DEZ BOYKIN				
Receptions	3	Richmond	4	2019, Lehigh
Receiving Yards	78	Lehigh	90	2021, Lehigh
Receiving Touchdowns	1	2x	2	2021, Lehigh
Long Reception	66	Lehigh	66	2022, Lehigh
All-Purpose Yards	172	Lehigh	215	2019, Towson
100+ All-Purpose Yards	2		5	
JAQUAN ALLEN				
Receptions			2	2021, Bucknell
Receiving Yards			22	2021, Lehigh
Receiving Touchdowns			1	2021, Bucknell
Long Reception			22	2021, Lehigh
All-Purpose Yards			22	2021, Lehigh
JAYLAN SANCHEZ				
Receptions	4	UAlbany	4	2022, UAlbany
Receiving Yards	29	UAlbany	29	2022, UAlbany
Long Reception	20	Maine	20	2022, Maine
DANIEL LOPES				
CHARLIE GILROY				
Receptions	2	UAlbany	2	2022, UAlbany
Receiving Yards	30	Monmouth	30	2022, Mon.
Receiving Touchdowns			1	2020, Dela.
Long Reception	30	Monmouth	30	2022, Mon.
JACK STANTON				
Receptions	1	3x	1	4x
Receiving Yards	16	Maine	16	2022, Maine
Receiving Touchdowns				
Long Reception	16	Maine	16	2022, Maine

#10 DEZ BOYKIN

RECEIVING STATS

OPPONENT	REC-YDS-TD	LG
Lehigh	2-78-1	66
at LIU	1-60-1	60
at Army West Point	0-0-0	0
Monmouth	2-40-0	34
at Maine	2-27-0	24
at Richmond	3-24-0	11
UAlbany	2-34-0	23
Hampton	0-0-0	0
at Towson		
at William & Mary		
Delaware		
SEASON	12-263-2	66
CAREER	49-797-7	66

#15 JAQUAN ALLEN

RECEIVING STATS

OPPONENT	REC-YDS-TD	LG
Lehigh	0-0-0	0
at LIU	0-0-0	0
at Army West Point	0-0-0	0
Monmouth	0-0-0	0
at Maine	0-0-0	0
at Richmond	0-0-0	0
UAlbany	0-0-0	0
Hampton	0-0-0	0
at Towson		
at William & Mary		
Delaware		
SEASON	0-0-0	0
CAREER	8-91-1	22

#82 JAYLAN SANCHEZ

RECEIVING STATS

OPPONENT	REC-YDS-TD	LG
Lehigh	0-0-0	0
at LIU	0-0-0	0
at Army West Point	0-0-0	0
Monmouth	1-1-0	1
at Maine	1-20-0	20
at Richmond	0-0-0	—
UAlbany	4-29-0	9
Hampton	3-15-0	6
at Towson		
at William & Mary		
Delaware		
SEASON	9-65-0	20
CAREER	9-65-0	20

#84 DANIEL LOPES

RECEIVING STATS

OPPONENT	REC-YDS-TD	LG
Lehigh	0-0-0	0
at LIU	0-0-0	0
at Army West Point	0-0-0	0
Monmouth	0-0-0	0
at Maine	0-0-0	0
at Richmond	0-0-0	0
UAlbany	0-0-0	0
Hampton	0-0-0	0
at Towson		
at William & Mary		
Delaware		
SEASON	0-0-0	0
CAREER	0-0-0	0

#87 CHARLIE GILROY

RECEIVING STATS

OPPONENT	REC-YDS-TD	LG
Lehigh	0-0-0	0
at LIU	0-0-0	0
at Army West Point	0-0-0	0
Monmouth	1-30-0	30
at Maine	1-5-0	5
at Richmond	1-7-0	7
UAlbany	2-9-0	8
Hampton	0-0-0	0
at Towson		
at William & Mary		
Delaware		
SEASON	5-51-0	30
CAREER	9-62-1	30

#85 JACK STANTON

STATS

OPPONENT	REC-YDS-TD	LG
Lehigh	0-0-0	0
at LIU	0-0-0	0
at Army West Point	0-0-0	0
Monmouth	1-10-0	10
at Maine	1-16-0	16
at Richmond	0-0-0	0
UAlbany	1-4-0	4
Hampton	0-0-0	0
at Towson		
at William & Mary		
Delaware		
SEASON	3-30-0	10
CAREER	4-35-0	10

VILLANOVA FOOTBALL GAME NOTES

VILLANOVA SPECIALISTS

#39 MATTHEW MERCURIO

KICKING STATS

OPPONENT	PAT	FG	LG
Lehigh	6-6	1-1	27
at LIU	5-5	1-1	34
at Army West Point	1-1	1-1	40
Monmouth	6-6	0-0	—
at Maine	6-6	1-1	39
at Richmond	1-1	1-2	24
UAlbany	4-4	1-2	28
Hampton	3-3	1-1	26
at Towson			
at William & Mary			
Delaware			
SEASON	32-32	7-9	40
VILLANOVA	32-32	7-9	40
CAREER	125-130	51-63	49

#93 WILLIAM BARTEL

PUNTING STATS

OPPONENT	#	Avg.	LG	I20
Lehigh	2	41.5	44	2
at LIU	2	35.5	39	0
at Army West Point	4	38.5	44	0
Monmouth	1	36.0	36	0
at Maine	3	33.0	37	1
at Richmond	5	36.4	53	1
UAlbany	3	29.7	35	1
Hampton	5	33.6	47	3
at Towson				
at William & Mary				
Delaware				
SEASON	25	35.3	53	8
CAREER	25	35.3	53	8

SEASON HIGHS

CAREER HIGHS

MATTHEW MERCURIO

Kickoffs	8	2x	8	3x
Kickoff Yards	453	Maine	467	2020, Boise St.
Kickoff Average	56.6	Maine	61.7	2020, Ball St.
Field Goals Made	1	7x	4	3x
Field Goals Attempted	2	2x	5	2019, N. Mex.
Long Field Goal	40	Army	49	2019, N. Mex.
40+ Yard Field Goals	1		10	
PATs Made	6	3x	6	4x
PATs Attempted	6	3x	6	4x

CONNOR WATKINS

Punts	8	2021, Penn St.
Punting Yards	277	2021, Penn St.
Punting Avg. (2+ att.)	40.5	2021, JMU
Long Punt	50	2021, JMU
Inside 20-Yard Line		
50+ Yard Punts	1	2021, JMU

WILLIAM BARTEL

Kickoffs	1	2021, Bucknell
Kickoff Yards	57	2021, Bucknell
Kickoff Average	57.0	2021, Bucknell
Field Goals Made	1	2x
Field Goals Attempted	1	2x
Long Field Goal	26	2021, Lehigh
40+ Yard Field Goals		
PATs Made	7	2021, Bucknell
PATs Attempted	7	2021, Bucknell
Points	10	2021, Bucknell
Punts	5	2x (2022)
Punting Yards	182	2022, Rich.
Punting Avg. (2+ att.)	41.5	2022, Lehigh
Long Punt	53	2022, Rich.
Inside 20-Yard Line	3	2022, Hamp.
50+ Yard Punts	1	

TD AYO-DUROIJAIYE

Kickoff Returns	2	Richmond	3	2021, Holy Cr.
Kickoff Return Yards	30	Monmouth	99	2021, Holy Cr.
Long Kickoff Return	26	Monmouth	55	2021, Holy Cr.

DEZ BOYKIN

Kickoff Returns	3	4x	6	2x
Kickoff Return Yards	94	Lehigh	124	2019, SELA
Long Kickoff Return	68	Lehigh	68	2022, Lehigh

RAYJUON PRINGLE

Kickoff Returns	1	LIU	1	2022, LIU
Kickoff Return Yards	0	LIU	0	2022, LIU
Long Kickoff Return	0	LIU	0	2022, LIU
Punt Returns	2	2x	2	2x (2022)
Punt Return Yards	15	Maine	27	2021, Stony B.
Long Punt Return	13	Maine	27	2021, Stony B.

JAYLAN SANCHEZ

Kickoff Returns	1	Hampton	1	2022, Hamp.
Kickoff Return Yards	30	Hampton	30	2022, Hamp.
Long Kickoff Return	30	Hampton	30	2022, Hamp.

#1 TD AYO-DUROIJAIYE

OPPONENT	KICK RETURNS NO-YDS-TD	AVG.	LG	PUNT RETURNS NO-YDS-TD	Avg.	LG
Lehigh	—			—		
at LIU	—			—		
at Army West Point	1-23-0	23.0	23	—		
Monmouth	1-30-0	30.0	26	—		
at Maine	—			—		
at Richmond	2-25-0	12.5	13	—		
UAlbany	—			—		
Hampton	—			—		
at Towson						
at William & Mary						
Delaware						
SEASON	4-78-0	19.5	26	—		
CAREER	9-197-0	21.9	55	0-15-1	—	15

#10 DEZ BOYKIN

OPPONENT	KICK RETURNS NO-YDS-TD	AVG.	LG	PUNT RETURNS NO-YDS-TD	Avg.	LG
Lehigh	3-94-0	31.3	68	—		
at LIU	2-51-0	26.5	27	—		
at Army West Point	1-44-0	44.0	44	—		
Monmouth	3-52-0	17.3	31	—		
at Maine	3-81-0	27.0	31	—		
at Richmond	1-38-0	38.0	38	—		
UAlbany	3-59-0	19.7	22	—		
Hampton	—			—		
at Towson						
at William & Mary						
Delaware						
SEASON	16-419-0	26.2	68	—		
CAREER	67-1585-0	23.7	68	—		

#19 RAYJUON PRINGLE

OPPONENT	KICK RETURNS NO-YDS-TD	AVG.	LG	PUNT RETURNS NO-YDS-TD	Avg.	LG
Lehigh	—			—		
at LIU	1-0-0	0.0	0	2-1-0	0.5	4
at Army West Point	—			1-(-10)-0	-10.0	-10
Monmouth	—			1-(-3)-0	-3.0	-3
at Maine	—			2-15-0	7.5	13
at Richmond	—			—		
UAlbany	—			—		
Hampton	—			—		
at Towson						
at William & Mary						
Delaware						
SEASON	1-0-0	0.0	0	6-3-0	0.5	13
CAREER	1-0-0	0.0	0	8-40-0	5.0	27

VILLANOVA FOOTBALL GAME NOTES

VILLANOVA DEFENSE

SEASON HIGHS

CAREER HIGHS

	Tackles	TFL	Sacks	Breakups	Tackles	TFL	Sacks	Breakups
Danny Abraham	3, 4x	1.5, 10.22	1.5, 10.22	2, 9.2	6, 2021	1.5, 2022	1.5, 2022	2, 2x
Jaquan Allen				1, 2021	1.0, 2021	—	—	
TD Ayo-Durojaiye	4, 10.1				4, 2022	1.0, 2021	—	—
DeeWil Barlee					1, 2019	—	—	—
Brendan Bell	8, 9.2	1.0, 2x		1, 10.22	8, 2022	1.0, 2x	0.5, 2020	2, 2020
Dez Boykin	2, 9.2				3, 2019	—	—	—
Matt Colantuono					1, 2020	—	—	—
Michael Corbi					1, 2021	—	—	—
Hunter Cusimano					4, 2021	—	—	1, 2x
Dan Damico	6, 9.17	1.0, 9.24			16, 2018	1.5, 2x	1.0, 2019	1, 4x
Timmy Furgeson	8, 9.17	0.5, 10.1			8, 2022	1.0, 2x	1.0, 2x	—
Colin Gamroth					1, 2021	—	—	—
Bryce Ganius	7, 9.17	1.5, 9.10	1.0, 10.15		7, 2022	1.5, 2x	1.0, 4x	—
Elijah Glover	8, 10.22	1.0, 2x			9, 2020	1.0, 2x	—	2, 2x
Jalen Goodman	8, 10.22			1, 10.22	13, 2020	1.5, 2021	—	2, 2019
Jake Green	3, 9.17	1.0, 10.29		1, 10.1	4, 2021	1.0, 2022	—	1, 2x
Shane Hartzell	15, 10.15	2.0, 10.15	1.0, 3x		15, 2022	2.0, 2022	1.0, 3x	—
Jaaron Hayek	1, 10.22				1, 2x	—	—	—
Ayden Howard	2, 2x				2, 3x	—	—	—
Jalen Howard	1, 9.10				2, 2021	—	—	—
Jalen Jackson	1, 9.24				2, 2018	—	—	—
Richie Kimmel	4, 10.1				4, 2022	—	—	—
Devon Marshall	2, 10.22				2, 2022	—	—	—
Tyrell Mims	6, 10.15			2, 10.22	6, 2022	1.0, 2x	—	2, 2022
Antonio Montero	10, 9.2	2.0, 10.29	1.0, 10.29	1, 9.10	11, 4x	2.5, 2019	1.0, 4x	1, 6x
Jared Nelson	5, 10.22	0.5, 10.15	0.5, 10.15		5, 2x	1.0, 6x	1.0, 3x	1, 2021
Jordan Nelson	3, 9.2				3, 2022	—	—	—
Jake Northrop	1, 9.17				2, 2019	1.0, 2021	1.0, 2021	—
Josh Oluremi	1, 9.2				1, 2022	—	—	—
Jonnie Pitman	2, 9.2				6, 2019	2, 2019	1, 2019	1, 3x
Ethan Potter	11, 2x	2.5, 10.15	0.5, 10.15	1, 9.10	11, 2x	2.5, 2022	0.5, 2022	1, 4x
CJ Pressley	5, 9.2			1, 10.1	5, 2022	2.0, 2019	—	1, 2x
Rayjuon Pringle	1, 9.10				1, 2022	—	—	—
John Rhodan	1, 2x				1, 4x	—	—	—
Christian Sapp	5, 9.17			1, 10.29	5, 2022	—	—	1, 2022
Kshawn Schulters	7, 10.22	1.0, 10.1		2, 9.10	7, 2022	1.0, 2022	—	2, 2022
Josh Slay	1, 2x				5, 2020	1.0, 2x	1.0, 2021	1, 2x
JR Strauss	1, 9.17				1, 2022	—	—	—
Ty Trinh	8, 10.15	1.0, 9.2		1, 10.1	8, 2022	1.0, 3x	—	1, 5x
Isas Waxter					7, 2019	1.0, 2021	1.0, 2021	1, 5x
Ben Wheless					1, 2x	—	—	—
Tyler Will	2, 10.22				4, 2x	—	—	—
Jon Wyatt	2, 9.2				2, 2022	—	—	—
Garrett Zobel	2, 5x	1.0, 9.24	0.5, 10.22		6, 2021	2.0, 2019	1.0, 2019	—

GAME BY GAME DEFENSIVE STATISTICS

OPPONENT	TFL	SACKS	FF	FR	INT	PBU	BLK	YARDS	POINTS
Lehigh	4.0-14	0.0-0	2	1	1-32	3	0	408	17
at LIU	4.0-11	1.0-7	1	1	2-4	4	0	359	21
at Army West Point	2.0-13	1.0-12	0	0	0-0	1	0	472	49
Monmouth	3.0-7	0.0-0	1	1	0-0	1	0	482	49
at Maine	4.0-13	0.0-0	1	0	1-23	4	0	309	20
at Richmond	7.0-23	2.0-11	0	0	1-0	1	0	331	20
UAlbany	4.0-27	3.0-26	0	0	1-0	4	0	427	29
Hampton	6.0-29	1.0-18	0	0	1-0	2	0	163	10
at Towson									
at William & Mary									
Delaware									
TOTAL	34.0-137	8.0-74	5	3	7-59	20	0	2951	205

VILLANOVA FOOTBALL GAME NOTES

GAME BY GAME TACKLES

Total Tackles	UA-A	TOT	LEH	LIU	ARMY	MON	MAINE	RICH	UALB	HAMP	TOW	WM	DEL
Shane Hartzell	25-29	54	2-3	2-4	3-4	3-2	0-4	8-7	4-2	3-3			
Ty Trinh	28-19	47	1-5	4-1	1-1	5-1	3-4	4-4	5-1	5-2			
Ethan Potter	23-21	44	4-5	4-1	3-1	0-0	4-7	6-5	1-1	1-1			
Jalen Goodman	28-14	42	3-3	4-3	3-0	5-2	3-1	2-1	6-2	2-2			
Antonio Montero	19-18	37	4-6	4-2	0-1	4-2	0-3	2-2	2-1	3-1			
Elijah Glover	21-15	36	1-3	4-2	4-1	0-2	1-1	5-2	5-3	1-1			
Bryce Ganious	15-15	30	0-2	1-2	3-4	3-1	3-3	2-1	0-1	3-1			
Kshawn Schulters	20-9	29	1-3	1-2	0-0	2-0	4-1	4-1	5-2	3-0			
Brendan Bell	15-11	26	1-7	3-1	0-0	0-0	1-0	6-1	3-1	1-1			
Timmy Furgeson	8-17	25	0-4	1-3	3-5	2-4	2-1	0-0	0-0	0-0			
Tyrell Mims	13-7	20	0-2	0-1	1-1	3-0	2-0	3-3	2-0	2-0			
Christian Sapp	11-6	17	1-1	3-0	2-3	2-0	0-1	1-0	1-1	1-0			
Danny Abraham	8-7	15	0-3	2-1	1-1	0-0	2-1	0-0	2-1	1-0			
Jared Nelson	4-10	14	0-1	0-1	0-2	1-1	1-0	0-1	2-3	0-1			
Garrett Zobel	4-8	12	0-0	0-2	0-1	1-1	0-1	2-0	0-2	1-1			
Dan Damico	3-8	11	0-2	0-1	2-4	1-1	0-0	0-0	0-0	0-0			
Jake Green	3-7	10	0-1	1-0	0-3	1-1	0-0	0-2	0-0	1-0			
Jordan Nelson	2-8	10	1-2	1-0	0-2	0-0	0-2	0-0	0-2	0-0			
TD Ayo-Durojaiye	3-5	8	0-2	0-0	1-0	1-0	3-5	0-0	0-0	0-0			
CJ Pressley	2-6	8	0-5	1-0	0-1	0-0	0-0	1-0	0-0	0-0			
Ayden Howard	4-2	6	0-0	0-2	1-0	0-0	2-0	0-0	1-0	0-0			
Devon Marshall	4-1	5	1-0	1-0	0-0	0-0	0-1	0-0	2-0	0-0			
Riche Kimmel	3-2	5	0-0	0-0	1-0	0-0	2-2	0-0	0-0	0-0			
Dez Boykin	1-2	3	0-2	0-0	0-0	0-0	1-0	0-0	0-0	0-0			
Tyler Will	1-2	3	0-1	0-0	0-0	0-0	0-0	0-0	1-1	0-0			
John Rhodan	1-1	2	0-1	0-0	0-0	0-0	0-0	0-0	1-0	0-0			
Josh Slay	1-1	2	0-1	0-0	1-0	0-0	0-0	0-0	0-0	0-0			
Jon Wyatt	1-1	2	1-1	0-0	0-0	0-0	0-0	0-0	0-0	0-0			
Jonnie Pitman	0-2	2	0-2	0-0	0-0	0-0	0-0	0-0	0-0	0-0			
Jaaron Hayek	1-0	1	0-0	0-0	0-0	0-0	0-0	0-0	1-0	0-0			
Jalen Jackson	1-0	1	0-0	0-0	0-0	1-0	0-0	0-0	0-0	0-0			
Josh Oluremi	1-0	1	1-0	0-0	0-0	0-0	0-0	0-0	0-0	0-0			
Rayjuon Pringle	1-0	1	0-0	1-0	0-0	0-0	0-0	0-0	0-0	0-0			
JR Strauss	1-0	1	0-0	0-0	1-0	0-0	0-0	0-0	0-0	0-0			
Jalen Howard	0-1	1	0-0	0-1	0-0	0-0	0-0	0-0	0-0	0-0			
Jake Northrop	0-1	1	0-0	0-0	0-1	0-0	0-0	0-0	0-0	0-0			
TOTAL	230-226	456	22-68	38-30	31-36	35-18	32-36	46-30	44-24	28-14			

SPECIAL TEAMS TACKLES

Total Tackles	KO-PU	TOT	LEH	LIU	ARMY	MON	MAINE	RICH	UALB	HAMP	TOW	WM	DEL
TD Ayo-Durojaiye	7-1	8	2-0	0-0	1-0	1-0	3-1	0-0	0-0	0-0			
Jordan Nelson	6-1	7	2-0	1-0	0-0	0-0	1-1	0-0	2-0	0-0			
Tyrell Mims	5-0	5	2-0	0-0	0-0	2-0	0-0	1-0	0-0	0-0			
Danny Abraham	4-0	4	1-0	0-0	0-0	0-0	2-0	0-0	0-0	1-0			
Ethan Potter	4-0	4	1-0	0-0	1-0	0-0	0-0	0-0	1-0	1-0			
Dez Boykin	3-0	3	2-0	0-0	0-0	0-0	1-0	0-0	0-0	0-0			
Richie Kimmel	3-0	3	0-0	0-0	0-0	0-0	3-0	0-0	0-0	0-0			
Tyler Will	3-0	3	1-0	0-0	0-0	0-0	0-0	0-0	2-0	0-0			
Elijah Glover	2-1	3	0-0	0-0	0-0	0-0	0-1	0-0	2-0	0-0			
Brendan Bell	2-0	2	0-0	2-0	0-0	0-0	0-0	0-0	0-0	0-0			
Christian Sapp	2-0	2	0-0	0-0	0-0	0-0	0-0	0-0	1-0	1-0			
Ty Trinh	1-1	2	0-0	0-0	0-0	0-0	0-1	0-0	1-0	0-0			
Jalen Goodman	1-0	1	0-0	1-0	0-0	0-0	0-0	0-0	0-0	0-0			
Jaaron Hayek	0-1	1	0-0	0-0	0-0	0-0	0-0	0-0	0-1	0-0			
TOTAL	43-5	48	11-0	4-0	2-0	3-0	10-4	1-0	9-1	3-0			

VILLANOVA FOOTBALL GAME NOTES

GAME BY GAME STARTERS

OFFENSE	QB	RB	WR/TE	WR	WR/TE	TE	LT	LG	C	RG	RT
Lehigh	Watkins	Barlee	Boykin	Hayek	Pringle	Gilroy	Ajirotutu	Petrovcik	Picard	Corbi	Torres
LIU	Watkins	Barlee	Boykin	Hayek	Pringle	Gilroy	Ajirotutu	Petrovcik	Picard	Corbi	Torres
Army	Watkins	Barlee	Boykin	Hayek	Pringle	Gilroy	Ajirotutu	Petrovcik	Picard	Corbi	Torres
Monmouth	Watkins	Jackson	Stanton	Hayek	Pringle	Gilroy	Ajirotutu	Petrovcik	Gamroth	Corbi	Torres
Maine	Watkins	Jackson	Stanton	Hayek	Pringle	Gilroy	Ajirotutu	Petrovcik	Gamroth	Rolling	Torres
Richmond	Watkins	Ayo-Durojaiye	Boykin	Hayek	Pringle	Gilroy	Ajirotutu	Petrovcik	Gamroth	Corbi	Torres
UAlbany	Watkins	Ayo-Durojaiye	Boykin	Hayek	Pringle	Gilroy	Voltaire	Petrovcik	Gamroth	Corbi	Torres
Hampton	Watkins	Ayo-Durojaiye	Sanchez	Hayek	Pringle	Gilroy	Voltaire	Petrovcik	Picard	Corbi	Torres
Towson											
W&M											
Delaware											

DEFENSE	DE	DT	DE	LB	MLB	LB	CB	CB	FS	WS	SS
Lehigh	Ganious	Nelson	Zobel	Hartzell	Furgeson	Bell	Schulters	Sapp	Goodman	Trinh	Glover
LIU	Ganious	Nelson	Zobel	Hartzell	Furgeson	Bell	Schulters	Sapp	Goodman	Trinh	Glover
Army	Ganious	Nelson	Zobel	Hartzell	Furgeson	Montero	Mims	Sapp	Goodman	Trinh	Damico (LB)
Monmouth	Ganious	Nelson	Zobel	Hartzell	Furgeson	Montero	Mims	Sapp	Goodman	Trinh	Damico (LB)
Maine	Ganious	Nelson	Zobel	Hartzell	Bell	Potter	Mims	Schulters	Goodman	Trinh	Glover
Richmond	Ganious	Nelson	Zobel	Hartzell	Bell	Potter	Mims	Schulters	Goodman	Trinh	Glover
UAlbany	Ganious	Nelson	Zobel	Hartzell	Bell	Montero	Mims	Schulters	Goodman	Trinh	Glover
Hampton	Ganious	Nelson	Zobel	Hartzell	Bell	Potter	Mims	Schulters	Goodman	Trinh	Glover
Towson											
W&M											
Delaware											

VILLANOVA SCORING DRIVES

OPP	QTR	TIME	PL/YDS/TM	RES	PLAY	OPP	QTR	TIME	PL/YDS/TM	RES	PLAY
Lehigh	1	3:52	8-61 2:58	FG	Mercurio 27 yd field goal	UAlbany	1	14:37	2-70 0:16	TD	Ayo-Durojaiye 70 yd run
Lehigh	2	14:41	2-66 0:15	TD	Boykin 66 yd reception	UAlbany	2	10:52	10-80 6:03	TD	Hayek 18 yd reception
Lehigh	2	12:33	3-21 1:27	TD	Jackson 9 yd run	UAlbany	2	1:09	5-54 0:51	TD	Pringle 20 yd reception
Lehigh	2	8:59	4-57 1:48	TD	Hayek 4 yd reception	UAlbany	4	4:44	1-80 0:11	TD	Pringle 80 yd reception
Lehigh	2	3:06	2-79 0:40	TD	Hayek 68 yd reception	UAlbany	4	0:00	4-54 0:49	FG	Mercurio 28 yd field goal
Lehigh	3	4:15	9-80 5:05	TD	Watkins 4 yd run						
Lehigh	4	12:21	4-15 2:09	TD	Barlee 2 yd run	Hampton	1	14:42	2-75 0:18	TD	Watkins 75 yd run
						Hampton	2	3:35	9-66 3:59	FG	Mercurio 26 yd field goal
LIU	1	1:06	9-56 5:00	FG	Mercurio 34 yd field goal	Hampton	3	7:11	10-64 5:37	TD	Hayek 11 yd reception
LIU	2	5:45	7-87 4:13	TD	Watkins 11 yd run	Hampton	4	10:42	8-54 4:12	TD	Watkins 30 yd run
LIU	2	2:06	2-66 0:29	TD	Boykin 60 yd reception						
LIU	3	13:42	3-25 1:13	TD	Barlee 5 yd run						
LIU	3	9:25	5-51 1:55	TD	Pringle 14 yd reception						
LIU	4	6:17	2-81 0:49	TD	Ayo-Durojaiye 10 yd run						
Army	1	5:27	11-75 5:23	TD	Pringle 5 yd reception						
Monmouth	1	9:26	7-74 3:44	TD	Jackson 9 yd run						
Monmouth	2	2:04	7-80 4:00	TD	Watkins 1 yd run						
Monmouth	3	9:44	10-68 5:10	TD	Jackson 2 yd run						
Monmouth	3	3:08	8-90 5:08	TD	Jackson 12 yd run						
Monmouth	4	12:11	4-51 1:54	TD	Pringle 17 yd reception						
Monmouth	4	2:42	7-61 3:39	TD	Watkins 5 yd run						
Maine	1	10:21	8-49 4:32	FG	Mercurio 39 yd field goal						
Maine	1	5:45	6-41 3:17	TD	Jackson 5 yd run						
Maine	2	7:58	12-65 7:28	TD	Hayek 4 yd reception						
Maine	2	4:40	3-83 1:35	TD	Hayek 83 yd reception						
Maine	2	1:02	5-71 1:01	TD	Hayek 18 yd reception						
Maine	3	9:22	5-86 2:49	TD	Hayek 42 yd reception						
Maine	4	8:38	—	TD	Goodman 23 yd INT						
Richmond	1	2:33	10-62 5:21	TD	Watkins 13 yd run						
Richmond	2	7:04	13-77 7:55	FG	Mercurio 24 yd field goal						

VILLANOVA FOOTBALL GAME NOTES

LONG PLAYS BY THE NUMBERS

YARDS	NO.	TD
100+	0	0
90-99	0	0
80-89	2	2
70-79	3	2
60-69	5	3
50-59	2	0
40-49	8	1
30-39	11	1
20-29	26	2

LONG PLAYS BY TYPE

PLAY	NO.	TD
Rushing	16	3
Passing	25	7
Punt Returns	0	0
Kick Returns	14	0
Interceptions	2	1
Fumble Returns	0	0
Other	0	0
TOTAL	57	11

LONGEST PLAYS OF THE YEAR

RUSHING

75 Connor Watkins vs. Hampton

RUSHING TOUCHDOWN

75 Connor Watkins vs. Hampton

PASSING

83 Connor Watkins at Maine

PASSING TOUCHDOWN

83 Connor Watkins at Maine

PUNT RETURN

13 Rayjuon Pringle at Maine

KICK RETURN

68 Dez Boykin vs. Lehigh

INTERCEPTION RETURN

32 Danny Abraham vs. Lehigh

FUMBLE RETURN

0 Bryce Ganius vs. Lehigh

0 Brendan Bell at LIU

PUNT

53 William Bartel at Richmond

FIELD GOAL

40 Matthew Mercurio at Army West Point

LONGEST PLAYS OF THE YEAR (20+ YARDS)

YDS	TYPE	PLAYER	OPPONENT
83*	Pass	Connor Watkins to Jaaron Hayek	Maine
80*	Pass	Connor Watkins to Rayjuon Pringle	UAlbany
75*	Rush	Connor Watkins	Hampton
71	Rush	DeeWil Barlee	LIU
70*	Rush	TD Ayo-Durojaiye	UAlbany
68*	Pass	Connor Watkins to Jaaron Hayek	Lehigh
68	KR	Dez Boykin	Lehigh
66*	Pass	Connor Watkins to Dez Boykin	Lehigh
62	Pass	Connor Watkins to Jaaron Hayek	LIU
60*	Pass	Connor Watkins to Dez Boykin	LIU
51	Pass	Connor Watkins to Jaaron Hayek	Monmouth
51	Rush	TD Ayo-Durojaiye	Richmond
48	Pass	Connor Watkins to Jaaron Hayek	LIU
47	Pass	Connor Watkins to Rayjuon Pringle	Lehigh
44	KR	Dez Boykin	Army West Point
44	Pass	Connor Watkins to Jaaron Hayek	Monmouth
43	Pass	Connor Watkins to Jaaron Hayek	Hampton
42	Pass	Connor Watkins to Jaaron Hayek	Lehigh
42*	Pass	Connor Watkins to Jaaron Hayek	Maine
40	Pass	Connor Watkins to Jaaron Hayek	Richmond
38	Pass	Connor Watkins to Rayjuon Pringle	Lehigh
38	KR	Dez Boykin	Richmond
34	Pass	Connor Watkins to Dez Boykin	Monmouth
33	Pass	Connor Watkins to Rayjuon Pringle	UAlbany
32	INT	Danny Abraham	Lehigh
31	KR	Dez Boykin	Monmouth
31	KR	Dez Boykin	Maine
30	Rush	Connor Watkins	LIU
30	Pass	Connor Watkins to Charlie Gilroy	Monmouth
30*	Rush	Connor Watkins	Hampton
30	KR	Jaylan Sanchez	Hampton
29	Pass	Connor Watkins to Jaaron Hayek	Richmond
28	Rush	TD Ayo-Durojaiye	LIU
27	KR	Dez Boykin	LIU
27	KR	Dez Boykin	Maine
27	Rush	TD Ayo-Durojaiye	UAlbany
26	KR	TD Ayo-Durojaiye	Monmouth
25	Pass	Connor Watkins to Rayjuon Pringle	Army West Point
24	KR	Dez Boykin	LIU
24	Rush	Connor Watkins	Monmouth
24	Pass	Connor Watkins to Dez Boykin	Maine
24	Rush	TD Ayo-Durojaiye	Richmond
23	KR	TD Ayo-Durojaiye	Army West Point
23*	INT	Jalen Goodman	Maine
23	KR	Dez Boykin	Maine
23	Pass	Connor Watkins to Dez Boykin	UAlbany
22	KR	Dez Boykin	UAlbany
21	Rush	DeeWil Barlee	LIU
21	Rush	Jalen Jackson	Monmouth
21	Pass	Connor Watkins to Jaaron Hayek	UAlbany
20	Rush	Connor Watkins	Army West Point
20	Rush	Connor Watkins	Army West Point
20	Rush	Rayjuon Pringle	Maine
20	Pass	Connor Watkins to Jaylan Sanchez	Maine
20*	Pass	Connor Watkins to Rayjuon Pringle	UAlbany
20	KR	Dez Boykin	UAlbany
20	Rush	TD Ayo-Durojaiye	Hampton

* denotes a touchdown

20-YARD PLUS BY PLAYER

PLAYER	NO.	TD	RUSH	REC.	KR	PR	IR	FR
Boykin	16	2	0	5	11	0	0	0
Hayek	12	3	0	12	0	0	0	0
Ayo-Durojaiye	8	1	6	0	2	0	0	0
Pringle	7	2	1	6	0	0	0	0
Watkins	6	2	6	0	0	0	0	0
Barlee	2	0	2	0	0	0	0	0
Sanchez	2	0	0	1	1	0	0	0
Goodman	1	1	0	0	0	0	1	0
Jackson	1	0	1	0	0	0	0	0
Gilroy	1	0	0	1	0	0	0	0
Abraham	1	0	0	0	0	0	1	0
TOTAL	57	11	16	25	14	0	2	0

VILLANOVA FOOTBALL GAME NOTES

MISCELLANEOUS STATS

NON-OFFENSIVE TOUCHDOWNS

Player	Type	Yds	Opponent
Jalen Goodman	INT	23	Maine

POINTS OFF TURNOVERS

OPPONENT	VU TO	OPP PTS	OPP TO	VU PTS	+/-
Lehigh	0	0	2	14	+14
LIU	4	0	3	7	+7
Army West Point	2	7	0	0	-7
Monmouth	2	7	1	0	-7
Maine	0	0	1	7	+7
Richmond	2	0	1	0	0
UAlbany	0	0	1	0	0
Hampton	1	0	1	0	0
Towson					
William & Mary					
Delaware					
TOTAL	11	14	10	28	+14

CAREER INTERCEPTIONS

Player	INT	Return Yards	Long	TD
Elijah Glover	4	130	78	1
Danny Abraham	4	51	32	0
Kshawn Schulters	2	50	48	0
Dan Damico	2	0	0	0
Tyrell Mims	2	0	0	0
Jalen Goodman	1	23	23	1
Jake Green	1	4	4	0
Ethan Potter	1	1	1	0
CJ Pressley	1	1	1	0
Ty Trinh	1	0	0	0
Antonio Montero	1	-1	0	0

CAREER FUMBLES

Player	FF	FR	Return Yards	TD
Danny Abraham	0	1	0	0
Jaquan Allen	1	0	0	0
Brendan Bel	0	1	0	0
Dan Damico	4	0	0	0
TD Ayo-Durojaiye	0	1	0	1
Timmy Furgeson	1	1	0	0
Bryce Ganious	3	1	0	0
Jalen Goodman	1	0	0	0
Elijah Glover	1	0	0	0
Shane Hartzell	1	0	0	0
Antonio Montero	2	2	0	0
Jared Nelson	1	0	0	0
Jake Northrop	1	0	0	0
Ty Trinh	0	1	0	0
Ethan Potter	0	1	0	0
Garrett Zobel	1	2	0	0

CAREER BLOCKED KICKS

Player	Type	Opponent	Date
Brendan Bell	Punt	UAlbany	10.16.21
Dan Damico	FG	Stony Brook	3.27.21
Tyrell Mims	Punt	William & Mary	10.30.21

CAREER 100-YARD RUSHING GAMES

Player	Yds.	Att.	TD	Opp.	Date
TD Ayo-Durojaiye	110	16	1	LIU	9.10.22
TD Ayo-Durojaiye	106	11	0	Richmond	10.15.22
TD Ayo-Durojaiye	136	20	1	UAlbany	10.22.22
TD Ayo-Durojaiye	112	25	0	Hampton	10.29.22
DeeWil Barlee	131	22	1	Stony B.	10.26.19
DeeWil Barlee	114	18	1	Rich.	11.9.19
DeeWil Barlee	18	177	1	LIU	9.10.22
Jalen Jackson	104	12	2	URI	10.23.21
Jalen Jackson	103	11	2	Stony B.	11.13.21
Jalen Jackson	187	28	3	Monmouth	9.24.22
Connor Watkins	130	11	2	Hampton	10.29.22

CAREER 100-YARD RECEIVING GAMES

Player	Yds.	Rec.	TD	Opp.	Date
Jaaron Hayek	108	6	2	Towson	9.21.19
Jaaron Hayek	105	6	1	SELA	11.30.19
Jaaron Hayek	127	8	1	Rich.	9.18.21
Jaaron Hayek	115	6	1	W&M	10.30.21
Jaaron Hayek	117	5	1	Dela.	11.20.21
Jaaron Hayek	141	6	2	Lehigh	9.2.22
Jaaron Hayek	120	4	0	LIU	9.10.22
Jaaron Hayek	136	6	0	Monmouth	9.24.22
Jaaron Hayek	159	5	4	Maine	10.1.22
Rayjuon Pringle	171	9	1	Stony B.	3.6.21
Rayjuon Pringle	107	4	2	Penn St.	9.25.21
Rayjuon Pringle	132	8	1	JMU	10.9.21
Rayjuon Pringle	105	7	0	Elon	11.6.21
Rayjuon Pringle	143	4	2	UAlbany	10.22.22

CAREER 300-YARD PASSING GAMES

Player	Yds.	C-A-I	TD	Opp.	Date
--------	------	-------	----	------	------

CAREER DOUBLE DIGIT TACKLE GAMES

Player	TOT	UA-A	Opp.	Date
Dan Damico	16	5-11	Morgan St.	9.15.18
Dan Damico	14	13-1	Maine	3.13.21
Dan Damico	14	8-6	Towson	10.30.21
Dan Damico	14	2-12	Stony B.	11.20.21
Dan Damico	13	3-10	Stony B.	11.23.19
Dan Damico	12	8-4	CCSU	11.30.19
Dan Damico	11	5-6	St. Francis	9.22.18
Dan Damico	11	2-9	Richmond	10.13.18
Dan Damico	11	3-8	UNH	11.10.18
Dan Damico	11	6-5	Monmouth	9.14.19
Dan Damico	10	5-5	Delaware	11.3.18
Dan Damico	10	37	Villanova	10.16.21
Jalen Goodman	13	10-3	URI	3.13.21
Jalen Goodman	12	10-2	Holy Cr.	12.3.21
Shane Hartzell	15	8-7	Richmond	10.15.22
Antonio Montero	11	7-4	Army	8.30.19
Antonio Montero	11	4-7	Marshall	11.2.19
Antonio Montero	11	2-9	UTEP	11.30.19
Antonio Montero	11	4-7	Arkansas	9.4.21
Antonio Montero	10	3-7	Sou. Miss.	10.31.20
Antonio Montero	10	2-8	Houston	9.11.21
Antonio Montero	10	4-6	Lehigh	9.2.22
Ethan Potter	11	4-7	Maine	10.1.22
Ethan Potter	11	6-5	Richmond	10.15.22

VILLANOVA FOOTBALL GAME NOTES

DEFENSE/SPECIAL TEAMS TOUCHDOWNS

(since becoming an FCS member in 1985)

PLAY	TDs
DEFENSE (66)	
Interception Return.....	42
Fumble Return.....	18
Blocked Punt Return.....	5
Blocked Field Goal Return.....	1
SPECIAL TEAMS (17)	
Kick Return.....	15
Punt Return.....	2
TOTAL	83

LONGEST TOUCHDOWNS BY TYPE

Interception Return

100 yards by Rob Rolle on September 17, 2016 vs. Towson

Fumble Return

99 yards by Jaquan Amos on October 7, 2017 vs. Maine

Return of Blocked Punt

33 yards by Ademole Turner on September 21, 1996 vs. Fordham

Return of Blocked Field Goal

73 yards by Craig James on September 28, 2013 vs. Penn

Kick Return

100 yards by Nowoola Awopetu on November 9, 2019 vs. Richmond

Punt Return

66 yards by Poppy Livers on October 20, 2012 vs. Georgia State

DEFENSIVE/SPECIAL TEAMS TDS BY YEAR

DEFENSE

4	2000, 2016, 2017, 2019
3	2004, 2005, 2007, 2009, 2012, 2013
2	1986 1989, 1991, 1992, 1994, 1996, 1999, 2003, 2008, 2010, 2011, 2014, 2018, 2021
1	1997, 1998, 2001, 2022

SPECIAL TEAMS

2	2000, 2010
1	1996, 1997, 1998, 2001, 2002, 2003, 2004, 2007, 2008, 2009, 2012, 2017, 2019

DEFENSIVE/SPECIAL TEAMS TDS BY MONTH

August	3
September	35
October	21
November	21
December	3

DEFENSIVE/SPECIAL TEAMS TDS BY PLAYER

DEFENSIVE TOUCHDOWNS	TDs
Jaquan Amos	4
Jimmy Pitts.....	3
Ronnie Akins	2
Nowoola Awopetu	2
Brian Barajas	2
Eric Loper	2
Rob Rolle	2
Joe Sarnese	2
Jeff Steeb	2
Daryl Stewart.....	2
Darrell Adams	1
TD Ayo-Durojaiye	1
Rodney Badger	1
Christian Benford.....	1
Austin Calitro	1
Clarence Curry	1
Chris Curtis.....	1
John Dempsey	1
Curtis Eller.....	1
Brennan Erbeznik.....	1
Jalen Goodman.....	1
Sean Goodrich	1
Mike Hoffman	1
Brian Hulea	1
Keeling Hunter.....	1
Craig James	1
Gary Johnson	1
Marlon Johnson.....	1
Joe Keating	1
Salim Koroma	1
Tanoh Kpassagnon	1
Tim Kukucka	1
DeLonne Kelly	1
Kevin Long.....	1
Jason McMillion	1
Jerry Miles	1
Martel Moody.....	1
Steven Neugebauer.....	1
Osayi Osunde	1
Delmon Robertson	1
Bobby Rosato	1
Dan Silva	1
Kwesi Solomon.....	1
Rich Spugnardi.....	1
Terence Taylor	1
Elijah Trent.....	1
Ademole Turner.....	1
Ray Ventrone	1
Ross Ventrone.....	1
Curtis Waltman.....	1
Aaron Weems	1
Darrel Young	1
SPECIAL TEAMS TOUCHDOWNS	TDs
Brian Westbrook.....	5
Angelo Babbaro.....	3
Martin Gibson.....	3
Matt Szczur	2
Nowoola Awopetu	1
Poppy Livers.....	1
Taurus Phillips	1
Ademole Turner.....	1

VILLANOVA FOOTBALL GAME NOTES

SINGLE GAME HIGHS

INDIVIDUAL SINGLE GAME HIGHS

Category	No.	Player
Rushes	28	Jalen Jackson vs. Monmouth
Rushing Yards	187	Jalen Jackson vs. Monmouth
Rushing TDs	3	Jalen Jackson vs. Monmouth
Long Rush	75	Connor Watkins vs. Hampton
Pass Attempts	31	Connor Watkins vs. Hampton
Pass Completions	18	Connor Watkins vs. UAlbany
Passing Yards	298	Connor Watkins vs. Lehigh
Passing TDs	4	Connor Watkins at Maine
Long Pass	83	Connor Watkins at Maine
Receptions	6	Jaaron Hayek vs. Lehigh/vs. Monmouth
Receiving Yards	159	Jaaron Hayek at Maine
Receiving TDs	4	Jaaron Hayek at Maine
Long Reception	83	Jaaron Hayek at Maine
Field Goals	1	Matthew Mercurio (7x)
Long Field Goal	40	Matthew Mercurio at Army West Point
Punts	5	William Bartel at Richmond/vs. Hampton
Punting Average	41.5	William Bartel vs. Lehigh
Long Punt	53	William Bartel at Richmond
Punts Inside 20	3	William Bartel vs. Hampton
Long Punt Return	13	Rayjuon Pringle at Maine
Long Kick Return	68	Dez Boykin vs. Lehigh
Long INT Return	32	Danny Abraham vs. Lehigh
Long FR Return	0	2x
Tackles	15	Shane Hartzell at Richmond
Tackles For Loss	2.5	Ethan Potter at Richmond
Sacks	1.5	Danny Abraham vs. UAlbany
Interceptions	1	7x

OPPONENT SINGLE GAME HIGHS

Category	No.	Player
Rushes	23	Aaron Dykes, Richmond
Rushing Yards	211	Jaden Shiriden, Monmouth
Rushing TDs	2	Jaden Shiriden/Owen Wright, Monmouth
Long Rush	56	Jaden Shiren, Monmouth
Pass Attempts	45	Derek Green, LIU
Pass Completions	31	Derek Green, LIU
Passing Yards	370	Reese Poffenbarger, UAlbany
Passing TDs	3	Muskett, Monmouth/Poffenbarger, UAlbany
Long Pass	43	Tony Muskett, Monmouth
Receptions	11	Roy Alexander, UAlbany
Receiving Yards	106	Jalen Burbage, Lehigh
Receiving TDs	2	Kearney, Monmouth/T. Greaney, UAlbany
Long Reception	43	Assanti Kearney, Monmouth
Field Goals	2	Andrew Lopez, Richmond
Long Field Goal	37	Andrew Lopez, Richmond
Punts	8	Axel Perez, Hampton
Punting Average	55.5	Ryan Kost, Monmouth
Long Punt	73	Tyler Pastula, UAlbany
Punts Inside 20	4	Brina Cooley, Maine
Long Punt Return	23	Davon Wells, LIU
Long Kick Return	33	Jalen Burbage, Lehigh
Long INT Return	33	Davis Smith, Monmouth
Long FR Return	7	Philip O'Connor, Richmond
Tackles	15	Antwan Spencer, LIU
Tackles For Loss	3.0	Anton Juncaj, UAlbany
Sacks	2.0	Zander Barnett, Richmond
Interceptions	3	Victor Nelson Jr., LIU

TEAM SINGLE GAME HIGHS

Category	No.	Villanova
Rushes	49	at LIU
Rushing Yards	365	at LIU
Yards Per Rush	7.4	at LIU
Rushing TDs	5	vs. Monmouth
Pass Attempts	31	vs. Hampton
Pass Completions	18	UAlbany
Passing Yards	298	vs. Lehigh
Yards Per Pass	19.9	vs. Lehigh
Passing TDs	4	at Maine
Total Plays	78	vs. Hampton
Total Offense	561	at LIU
Yards Per Play	9.2	at LIU
Points	45	vs. Lehigh/at Maine
First Downs	26	vs. Monmouth
Penalties	8	at LIU/at Richmond
Penalty Yards	78	at LIU
Turnovers	4	at LIU
Sacks	3.0	UAlbany
Interceptions	2	at LIU
Punts	5	at Richmond/vs. Hampton
Punting Average	41.5	vs. Lehigh
Third Down Pct.	52.9 (9 of 17)	vs. Hampton
Fourth Down Pct.	100.0 (2 of 2)	at Maine/vs. Hampton

OPPONENT SINGLE GAME HIGHS

Category	No.	Opponent
Rushes	55	Army West Point
Rushing Yards	472	Army West Point
Yards Per Rush	8.6	Army West Point
Rushing TDs	6	Army West Point
Pass Attempts	45	LIU
Pass Completions	33	UAlbany
Passing Yards	370	UAlbany
Yards Per Pass	9.5	Monmouth
Passing TDs	3	Monmouth/UAlbany
Total Plays	77	Lehigh
Total Offense	482	Monmouth
Yards Per Play	8.4	Army West Point
Points	49	Army West Point, Monmouth
First Downs	28	Monmouth
Penalties	12	UAlbany
Penalty Yards	115	UAlbany
Turnovers	3	LIU
Sacks	4	Richmond
Interceptions	4	LIU
Punts	8	Hampton
Punting Average	55.5	Monmouth
Third Down Pct.	43.8 (7 of 16)	Richmond
Fourth Down Pct.	100.0 (3 of 3)	Army West Point

VILLANOVA FOOTBALL GAME NOTES

THE LAST TIME VILLANOVA

VILLANOVA	SPAN OF GAMES	LAST TIME	VILLANOVA	SPAN OF GAMES	LAST TIME
Scoring			PASSING		
50-59	19	55 vs. Bucknell (9.11.2021)	300-399 yards	18	350, Daniel Smith vs. Richmond (9.18.2021)
60-69	181	63 vs. William & Mary (10.6.2007)	400+ yards	232	460, Brett Gordon vs. Delaware (11.23.2002)
70+	1,185	NEVER	40-49 attempts	18	40, Daniel Smith vs. Richmond (9.18.2021)
<10	41	0 vs. New Hampshire (10.27.2018)	50+ attempts	202	54, Frank Jankowski vs. Richmond (10.8.2005)
<7	41	0 vs. New Hampshire (10.27.2018)	25-29 completions	18	26, Daniel Smith vs. Richmond (9.18.2021)
Shutout by	41	0-34 vs. New Hampshire (10.27.2018)	30-39 completions	197	30, Frank Jankowski vs. JMU (11.12.2005)
Shutout by (CAA)	41	0-34 vs. New Hampshire (10.27.2018)	40+ completions	239	40, Brett Gordon vs. JMU (9.28.2002)
Shutout by (home)	41	0-34 vs. New Hampshire (10.27.2018)	3 passing TDs	1	3, Connor Watkins vs. UAlbany (10.22.2022)
Shutout by (road)	66	0-23 vs. Richmond (10.15.2016)	4 passing TDs	3	4, Connor Watkins at Maine (10.1.2022)
Shutout opponent	11	35-0 at Elon (11.6.2021)	5 passing TDs	26	5, Daniel Smith vs. Delaware (11.23.2019)
Shutout (home)	14	44-0 vs. Rhode Island (10.23.2021)	6 passing TDs	266	6, Chris Boden vs. Delaware (11.20.1999)
Shutout (road)	12	35-0 at Elon (11.6.2021)	Consecutive 300+	202	3 straight, Frank Jankowski (9.24 - 10.8.2005)
Shutout (CAA)	13	44-0 vs. Rhode Island (10.23.2021)	50-59 yard pass	4	51, Connor Watkins vs. Monmouth (9.24.2022)
			60-69 yard pass	6	62, Connor Watkins at LIU (9.10.2022)
					60, Connor Watkins at LIU (9.10.2022)
					77, Daniel Smith vs. Maine (9.28.2019)
Rushing			70-79 yard pass	21	80, Connor Watkins vs. UAlbany (10.22.2022)
300+ Yards	6	365 at LIU (9.10.2022)	80-89 yard pass	5	90, Zach Bednarczyk vs. Bucknell (9.22.2018)
400+ Yards	156	410 vs. Northeastern (9.26.2009)	90-99 yard pass	45	NEVER
<100 Yards	13	39 vs. William & Mary (10.30.2021)	100+ yard pass	1,186	
<0 Yards	190	-39 vs. Maine (10.14.2006)			
Passing			RECEIVING		
300-399 Yards	18	350 vs. Richmond (9.18.2021)	100-199 yards	1	143, Rayjuon Pringle vs. UAlbany (10.22.2022)
400-499 Yards	203	418 vs. New Hampshire (10.1.2005)	200+ yards	26	236, Changa Hodge vs. Delaware (11.23.2019)
			2 players 100+	46	McClenton (114), Bell (103) vs. Towson (9.15.2018)
Total Offense			10 receptions	190	10, Duquesne May vs. Maine (10.14.2006)
500-599 Yards	4	531 vs. Monmouth (9.24.2022)	11 receptions	134	11, Matt Szczur vs. Stephen F.A. (12.4.2.2010)
600-699 Yards	45	609 vs. Bucknell (9.22.2018)	12-14 receptions	243	12, Brian White vs. Rutgers (8.31.2002)
700+ Yards	737	706 vs. North Carolina State (11.19.1949)	15 receptions	284	15, Brian Westbrook vs. N' eastern (10.10.1998)
<200 Yards	41	164 vs. New Hampshire (10.27.2019)	16 receptions	288	16, Brian Finneran vs. Y'town State (12.6.1997)
<100 Yards	372	87 vs. New Hampshire (11.3.1990)	Consecutive 100+	3	2 straight, Jaaron Hayek (9.24 - 10.1.2022)
30+ first downs	26	30 vs. Delaware (11.23.2019)	50-59 yard catch	4	51, Jaaron Hayek vs. Monmouth (9.24.2022)
			60-69 yard catch	6	62, Jaaron Hayek at LIU (9.10.2022)
					60, Dez Boykin at LIU (9.10.2022)
100+ penalty yards	15	10-110 at UAlbany (10.16.2021)	70-79 yard catch	32	77, Changa Hodge vs. Maine (9.28.2019)
2 fumbles lost	15	2 at UAlbany (10.16.2021)	80-89 yard catch	1	80, Rayjuon Pringle vs. UAlbany (10.22.2022)
3+ fumbles lost	45	3 vs. Bucknell (9.22.2018)	90-99 yard catch	45	90, Josh McGrigg vs. Bucknell (9.22.2018)
Scored a safety	83	1 vs. Connecticut (9.3.2015)	100+ yard catch	1,186	NEVER
Scored two safeties	111	2 vs. James Madison (11.10.2012)	3 receiving TDs	133	3, Norman White vs. Stephen F.A. (12.4.2010)
Allowed a safety	1	1 vs. UAlbany (10.22.2022)	4 receiving TDs	3	4, Jaaron Hayek vs. Maine (10.1.2022)
Forced 5 TO	20	6 at Lehigh (9.4.2021)	5 receiving TDs	529	5, Mike Siani vs. Xavier (10.30.1971)
Forced 6+ TO	20	6 at Lehigh (9.4.2021)			
Committed 5+ TO	107	5 vs. Fordham (9.7.2013)	SPECIAL TEAMS		
4+ interceptions	20	4 at Lehigh (9.4.2021)	50+ yard field goal	269	50, Casey Hannon vs. JMU (10.1.1999)
Forced 2 fumbles	7	2 vs. Lehigh (9.2.2022)	45-49 yard field goal	20	49, Cole Bunce at Lehigh (9.4.2021)
Forced 3 fumbles	14	3 vs. Rhode Island (10.23.2021)	40-44 yard field goal	5	40, Matthew Mercurio vs. Army West Point (9.17.2022)
Forced 4+ fumbles	91	4 vs. Rhode Island (10.11.2014)	Made 3+ field goals	14	3, Cole Bunce vs. Rhode Island (10.23.2021)
Recovered 2 fumbles	19	0 at Lehigh (9.4.2021)	Made 7+ PATs	19	7, William Bartel vs. Bucknell (9.11.2021)
Recovered 3+ fumbles	14	3 vs. Rhode Island (10.23.2021)	Missed PAT	11	1, Cole Bunce vs. Stony Brook (11.13.2021)
2+ defensive TDs	40	2 INT returns vs. Richmond (11.3.2018)	70+ yard punt	35	75, John Hinchin at Bucknell (9.14.2019)
Defense/ST TDs	57	2 INT returns/1 PR vs. Lafayette (9.16.2017)	60-69 yard punt	22	68, Nathan Fondacaro at Maine (4.3.2021)
Consecutive games non-off. TD	35	3 straight, vs. Colgate/Lehigh/Bucknell (8.24 - 9.14.2019)	Kickoff return TD	28	100, Nowoola Awopetu vs. Rich. (11.9.2019)
5 total TD's in a game	6	5 at LIU (9.10.2022)	Punt return TD	15	15, TD Ayo-Durojaiye at UAlbany (10.16.2021)
6 total TD's in a game	3	6 at Maine (10.1.2022)	2+ kick return TD	1,188	NEVER
7+ total TD's in a game	19	7 vs. Bucknell (9.11.2021)	Start game kick return TD	277	100, Nowoola Awopetu vs. Rich. (11.9.2019)
Recovered onside kick	98	vs. Delaware (11.23.2013)	Consecutive games non-off. TD	??	Has not happened since FB reinstated in 1985
Defensive 2-point conv.	316	vs. William & Mary (10.28.1995)	15-19 tackles	13	Todd Summers (pass) vs. William & Mary (10.30.2021)
Walk-Off Win	1	vs. UAlbany (10.22.2022)	20+ tackles	8	Tanoh Kpassagnon vs. Richmond (11.14.2015)
			5+ TFL	170	Jafonta Johnson vs. Maine (10.6.2018)
RUSHING			3+ sacks	65	Tyrell Mims vs. William & Mary (10.30.2021)
100-199	1	130, Watkins and 112, Ayo-Durojaiye vs. Hampton (10.29.2022)	2+ interceptions	19	73, Craig James vs. Stony Brook (9.28.2013)
200-299	101	214, John Robertson vs. Maine (10.26.2013)	3+ fumble recoveries	215	TD Ayo-Durojaiye at UAlbany (10.16.2021)
300+	1,186	NEVER	2 fumble recoveries	40	
2 players 100+	0	Watkins (130), Ayo-Durojaiye (112) vs. Hampton (10.29.2022)	INT return TD	3	1, Jalen Goodman at Maine (10.1.2022)
30+ attempts	97	34, John Robertson vs. Syracuse (8.29.2014)	2 INT return TDs	40	Nowoola Awopetu vs. Richmond (11.3.2018)
Consecutive 100+	0	3 straight, TD Ayo-Durojaiye (10.15 - 10.29.2022)	Fumble return TD	54	Jaquan Amos vs. Maine (10.7.2017)
Consecutive 200+	101	2 straight, John Robertson (10.19 - 10.26.2013)			
50-59 yard rush	2	51, TD Ayo-Durojaiye at Richmond (10.15.2022)			
60-69 yard rush	34	64, Justin Covington at Towson (9.21.2019)			
70-79 yard rush	1	75, Connor Watkins vs. Hampton (10.29.2022)			
80-89 yard rush	11	83, Justin Covington vs. Stony Brook (11.13.2021)			
90-99 yard rush	388	90, Mike Jones vs. Columbia (9.23.1989)			
100+ yard rush	1,123	110, John Powers vs. Fordham (10.15.1902)			
3 rushing TDs	4	Jalen Jackson vs. Monmouth (9.24.2022)			
4 rushing TDs	22	4, Justin Covington at Maine (4.3.2021)			

VILLANOVA FOOTBALL GAME NOTES

THE LAST TIME THE OPPONENT

OPPONENT	SPAN OF GAMES	LAST TIME	OPPONENT	SPAN OF GAMES	LAST TIME
Scoring			RECEIVING		
50-59	212	51 by New Hampshire (10.2.2004)	100-199 yards	7	106 by Jalen Burbage, Lehigh (9.2.2022)
60-69	1,002	62 by Army (11.15.1919)	200+ yards	52	205 by Korte Weeks, Elon (10.28.2017)
70-79	1,051	71 by Penn State (11.9.1912)	3 players 100+	25	Turner (173), Schwebel (119), Conner (102), SELA (11.30.2019)
80+	787	83 by Army (11.4.1944)	2 players 100+	17	Washington (148), Dotson (117), Penn State (9.25.2021)
<10	12	0 by Elon (11.6.2021)	10+ receptions	1	11 by Roy Alexander, UAlbany (10.22.2022)
<7	12	0 by Elon (11.6.2021)	50-59 yard catch	17	52 by Jahan Dotson, Penn State (9.25.2021)
Rushing			60-69 yard catch	17	67 by Parker Washington, Penn State (9.25.2021)
300+ Yards	4	321 by Monmouth (9.24.2022)	70-79 yard catch	44	76 by Shane Leatherbury, Towson (9.15.2018)
400+ Yards	5	472 by Army West Point (9.17.2022)	80-89 yard catch	15	83 by KeAndre Lambert-Smith, Penn State (9.25.2021)
<100 Yards	1	26 by Hampton (10.29.2022)	90-99 yard catch	147	98 by Cameron Dohse, W&M (12.11.2009)
<0 Yards	19	-12 by Lehigh (9.4.2021)	100+ yard catch	1,186	NEVER
Passing			3+ touchdowns	202	3 by David Ball, UNH (10.1.2005)
300-399 Yards	1	370 by UAlbany (10.22.2022)	SPECIAL TEAMS		
400-499 Yards	17	429 by Penn State (9.25.2021)	50+ yard field goal	43	52 by Kenny Doak, Maine (10.6.2018)
500-599 Yards	25	508 by Southeastern La. (11.30.2019)	40-49 yard field goal	16	41 by Ethan Ratke, JMU (10.9.2021)
Total Offense			Made 3 field goals	30	3 by Nick Courtney, Stony B. (10.26.19)
500-599 Yards	17	509 by Penn State (9.25.2021)	Made 4+ field goals	121	4 by Sean Baner, Delaware (11.19.2011)
600-699 Yards	25	602 by Southeastern La. (11.30.2019)	Made 7+ PATs	4	7 by Vincenzo Rea, Monmouth (9.24.2022)
700+ Yards	394	708 by New Hampshire (11.5.1988)	Missed PAT	24	1 by Angelo Guglielmello, Stony Brook (3.6.2021)
<200 Yards	0	163 by Hampton (10.29.2022)	70+ yard punt	1	73 by Tyler Pastula, UAlbany (10.22.2022)
<100 Yards	19	89 by Bucknell (9.11.2021)	60-69 yard punt	2	62 by Aaron Trusler, Richmond (10.15.2022)
30+ first downs	25	31 by Southeastern La. (11.30.2019)	Kickoff return TD	18	98 by Aaron Dykes, Richmond (9.18.2021)
100+ penalty yards			Punt return TD	5	73 by Tyrell Robinson, Army West Point (9.17.2022)
2 fumbles lost	19	115 by UAlbany (10.22.2022)	2 Punt Return TDs	42	89/81 by D'Angelo Amos, JMU (10.13.2018)
3+ fumbles lost	14	2 by Lehigh (9.4.2021)	2+ kick return TD	??	Believed to be never based on available data
Scored a safety	1	3 by Rhode Island (10.23.2021)	Start game kick return TD	73	98 by Brandon Ravenel, JMU (11.21.2015)
4+ interceptions	13	1 by UAlbany (10.22.2022)	Recovered onside kick	1	UAlbany (10.22.2022)
Forced 2 fumbles	8	4 by William & Mary (10.30.2021)	2-point conversion	26	Pat Kehoe, Delaware (11.23.2019)
Forced 3 fumbles	15	2 by South Dakota State (12.11.2021)	Blocked a PAT	16	James Carpenter, JMU (10.9.2021)
Forced 4+ fumbles	58	3 by UAlbany (10.16.2021)	Blocked a FG	30	D'Angelo Amos, JMU (10.12.2019)
2 non-offensive TDs	43	4 by Temple (9.9.2017)	Blocked a punt	24	Anthony Del Negro, Stony Brook (3.6.2021)
2 defensive TDs	73	2 punt returns by JMU (10.13.2018)	TD on blocked FG	48	74 by Kimere Brown, Temple (9.1.2018)
Defense/ST TDs	73	2 (IR/FR) by JMU (11.21.2015)	TD on blocked punt	137	0 by Willie McGinnis, URI (11.6.2010)
Offense/ST TDs	73	3 (KOR/IR/FR) by JMU (11.21.2015)	DEFENSE		
3+ TD's in a game	5	2 by Brandon Ravenel (KOR, receiving), JMU (11.21.2015)	10-14 tackles	0	14 by Ali Shockley, Hampton (10.29.2022)
RUSHING			15+ tackles	6	15 by Antwan Spencer, LIU (9.10.2022)
100-199	5	3 by Tyhier Tyler, Army West Point (9.17.2022)	5+ TFL	30	5.0 by John Daka, JMU (10.12.2019)
200-299	4	158 by Tyson Riley, Army West Point (9.17.2022)	3+ sacks	81	3.0 by Niko Thorpe, Fordham (9.12.2015)
300+	1,186	211 by Jaden Shirden, Monmouth (9.24.2022)	2+ interceptions	6	3 by Victor Nelson Jr., LIU (9.10.2022)
2 players 100+	109	NEVER	2+ fumble recoveries	14	2 by Semaj Brown, UAlbany (10.16.2021)
30+ attempts	63	Maysonet (160), Coker (107), Stony B. (11.24.2012)	INT return TD	30	MJ Hampton, JMU (10.12.2019)
50-59 yard rush	4	33 by Khalid Abdullah, JMU (11.12.2016)	Fumble return TD	45	Troy Vincent, Towson (9.15.2018)
60-69 yard rush	22	56 by Jaden Shirden, Monmouth (9.24.2022)			
70-79 yard rush	5	61 by Kevin Brown Jr., URI (3.13.2021)			
80-89 yard rush	200	70 by Tyson Riley, Army West Point (9.17.2022)			
90+ yard rush	222	85 by Jayson Davis, URI (10.22.2005)			
3 rushing TDs	5	95 by Wendall Williams, URI (10.11.2003)			
4 rushing TDs	23	3 by Tyhier Tyler, Army West Point (9.17.2022)			
PASSING					
300-399 yards	1	4 by Kevin Brown Jr., URI (3.13.2021)			
400-499 yards	17	370 by Reese Poffenbarger, UAlbany (10.22.2022)			
500+ yards	212	401 by Sean Clifford, Penn St. (9.25.2021)			
40-49 attempts	1	538 by Ricky Santos, UNH (10.2.2004)			
50+ attempts	115	42 by Reese Poffenbarger, UAlbany (10.22.2022)			
30-39 completions	1	53 by Marcus Wasilewski, Maine (9.29.2012)			
40+ completions	150	33 by Reese Poffenbarger, UAlbany (10.22.2022)			
3 passing TDs	1	42 by Pat Devlin, Delaware (11.21.2009)			
4 passing TDs	17	3 by Reese Poffenbarger, UAlbany (10.22.2022)			
5 passing TDs	173	4 by Sean Clifford, Penn State (9.25.2021)			
6 passing TDs	212	5 by Pat White, West Virginia (8.30.2008)			
50-59 yard pass	17	6 by Ricky Santos, UNH (10.2.2004)			
60-69 yard pass	17	58 by Sean Clifford, Penn State (9.25.2021)			
70-79 yard pass	45	67 by Sean Clifford, Penn State (9.25.2021)			
80-89 yard pass	17	76 by Tom Flacco, Towson (9.15.2018)			
90-99 yard pass	147	83 by Sean Clifford, Penn State (9.25.2021)			
100+ yard pass	1,186	98 by R.J. Archer, W&M (12.11.2009)			
		NEVER			

VILLANOVA FOOTBALL GAME NOTES

CAREER HIGHS

DANNY ABRAHAM

Points	6 vs. Howard (10.5.19)
Touchdowns	1 vs. Howard (10.5.19)
Rush Attempts	6 vs. Howard (10.5.19)
Rushing Yards	35 vs. Howard (10.5.19)
Long Rush	15 vs. Howard (10.5.19)
Rushing Touchdowns	1 vs. Howard (10.5.19)
Total Offense – Plays	6 vs. Howard (10.5.19)
Total Offense	61 vs. Howard (10.5.19)
Punt Returns	1 vs. San Diego (9.15.18)
Punt Return Yards	16 vs. Penn (11.16.19)
Long Punt Return	16 vs. Penn (11.16.19)
All-Purpose Yards	61 vs. Howard (10.5.19)
Interceptions	1, 4x
Long INT Return	32 vs. Lehigh (9.2.22)
Tackles	6 vs. Brown (9.24.21)
Tackles For Loss	1.5 vs. UAlbany (10.22.22)
Sacks	1.5 vs. UAlbany (10.22.22)
Fumble Recoveries	1 at Holy Cross (10.19.19)
Pass Breakups	2 at Columbia (11.6.21)
	2 vs. Lehigh (9.2.22)
Quarterback Hurries	1 vs. Lehigh (9.2.22)
	1 at LIU (9.10.22)

JAQUAN ALLEN

Points	6 vs. Bucknell (9.11.21)
Touchdowns	1 vs. Bucknell (9.11.21)
Receptions	2 vs. Bucknell (9.11.21)
Receiving Yards	22 at Lehigh (9.4.21)
Receiving Touchdowns	1 vs. Bucknell (9.11.21)
Long Reception	22 at Lehigh (9.4.21)
All-Purpose Yards	22 at Lehigh (9.4.21)
Forced Fumbles	1 vs. William & Mary (10.30.21)

TD AYO-DUROIJAIYE

Points	7, 6 times
Touchdowns	1, 6 times
Rush Attempts	25 vs. Hampton (10.29.22)
Rushing Yards	136 vs. UAlbany (10.22.22)
Long Rush	70 vs. UAlbany (10.22.22)
Rushing Touchdowns	1, 6 times
Pass Attempts	1 vs. Stony Brook (10.26.19)
Pass Completions	1 vs. Stony Brook (10.26.19)
Passing Yards	24 vs. Stony Brook (10.26.19)
Passing TDs	1 vs. Stony Brook (10.26.19)
Long Pass	24 vs. Stony Brook (10.26.19)
Receptions	3, 4x
Receiving Yards	46 vs. Richmond (9.18.21)
Long Reception	35 vs. Richmond (9.18.21)
Total Offense - Plays	25 vs. Hampton (10.29.22)
Total Offense	136 vs. UAlbany (10.22.22)
Kick Returns	3 vs. Holy Cross (12.3.21)
Kick Return Yards	99 vs. Holy Cross (12.3.21)
Long Kick Return	55 vs. Holy Cross (12.3.21)
Punt Return Yards	15 at UAlbany (10.16.21)
Long Punt Return	15 at UAlbany (10.16.21)
Punt Return Touchdowns	1 at UAlbany (10.16.21)
All-Purpose Yards	152 vs. UAlbany (10.22.22)
Tackles	4 at Maine (10.1.22)
Tackles For Loss	1.0 vs. Stony Brook (11.13.21)
Fumble Recoveries	1 at Albany (10.16.21)

DEE-WIL BARLEE

Points	12 at William & Mary (10.5.19)
Touchdowns	2 at William & Mary (10.5.19)
Rush Attempts	22 vs. Stony Brook (10.26.19)
Rushing Yards	177 at LIU (9.10.22)
Long Rush	78 at Bucknell (9.14.19)
Rushing Touchdowns	1, 8 times
Receptions	5 vs. William & Mary (10.30.21)
Receiving Yards	50 at New Hampshire (11.2.19)
Receiving Touchdowns	1 at W&M (10.5.19)
Long Reception	35 at New Hampshire (11.2.19)
Total Offense - Plays	22 vs. Stony Brook (10.26.19)
Total Offense	177 at LIU (9.10.22)
All-Purpose Yards	177 at LIU (9.10.22)
Punt Return Yards	4 vs. Maine (9.28.19)
Long Punt Return	4 vs. Maine (9.28.19)
Tackles	1 vs. Stony Brook (10.26.19)

WILLIAM BARTEL

Points	10 vs. Bucknell (9.11.21)
Points By Kicking	10 vs. Bucknell (9.11.21)
PATs Made	7 vs. Bucknell (9.11.21)
PATs Attempted	7 vs. Bucknell (9.11.21)
Field Goals Made	1 at Lehigh (9.4.21)
	1 vs. Bucknell (9.11.21)
Field Goals Attempted	1 at Lehigh (9.4.21)
	1 vs. Bucknell (9.11.21)
Long Field Goal	26 at Lehigh (9.4.21)
Punts	5 at Richmond (10.15.22)
	5 vs. Hampton (10.29.22)
Punting Yards	182 at Richmond (10.15.22)
Long Punt	53 at Richmond (10.15.22)
Kickoffs	1 vs. Bucknell (9.11.21)
Kickoff Yards	57 vs. Bucknell (9.11.21)
Kickoff Average	57.0 vs. Bucknell (9.11.21)

BRENDAN BELL

Punt Returns	1 at UAlbany (10.16.21)
Punt Return Yards	28 at UAlbany (10.16.21)
Long Punt Return	28 at UAlbany (10.16.21)
Tackles	8 vs. Lehigh (9.2.22)
Tackles For Loss	1.0 at Richmond (10.15.22)
Sacks	0.5 at Stony Brook (3.6.21)
Pass Breakups	1 vs. UAlbany (10.22.22)
Fumble Recoveries	1 at LIU (9.10.22)
Quarterback Hurries	1 vs. Lehigh (9.2.22)
	1 at LIU (9.10.22)
	1 at Richmond (10.15.22)
Blocked Kicks (Punt)	1 at UAlbany (10.16.21)

DEZ BOYKIN

Points Scored	12 at Lehigh (9.4.21)
Touchdowns	2 at Lehigh (9.4.21)
Rushing Attempts	1 at Towson (9.21.19)
	1 vs. Holy Cross (12.3.21)
	1 at Maine (10.1.2022)
Rushing Yards	18 vs. Holy Cross (12.3.21)
Long Rush	18 vs. Holy Cross (12.3.21)
Receptions	7 vs. Richmond (9.18.21)
Receiving Yards	90 at Lehigh (9.4.21)
Receiving Touchdowns	2 at Lehigh (9.4.21)
Long Reception	66 vs. Lehigh (9.2.22)
Total Offense - Plays	1 at Towson (9.21.19)
Total Offense	6 at Towson (9.21.19)
All-Purpose Yards	215 at Towson (9.21.19)
Kick Returns	6 at Towson (9.21.19)
	6 at James Madison (10.12.19)
Kick Return Yards	124 at SELA (11.30.19)
Long Kick Return	68 vs. Lehigh (9.2.22)
Tackles	3 at Southeastern La. (11.30.19)

MATT COLANTUONO

Rush Attempts	7 vs. Bucknell (9.11.21)
Rushing Yards	24 vs. Bucknell (9.11.21)
Long Rush	9 vs. Bucknell (9.11.21)
Total Offense - Plays	7 vs. Bucknell (9.11.21)
Total Offense	24 vs. Bucknell (9.11.21)
Tackles	1 vs. Rhode Island (3.13.21)

MICHAEL CORBI

Tackles	1 at Lehigh (9.4.21)
---------	----------------------

HUNTER CUSIMANO

Tackles	4 vs. Stony Brook (11.13.21)
Pass Breakups	1 at Bucknell (9.14.19)
	1 vs. Delaware (11.23.19)

DAN DAMICO

Interceptions	1 vs. Rhode Island (3.20.21)
	1 vs. Villanova (10.16.21)
Tackles	16 vs. Morgan State (9.15.18)
Tackles For Loss	1.5 vs. Bryant (9.7.19)
	1.5 at Monmouth (9.14.19)
Sacks	1.0 at Delaware (11.9.2019)
Pass Breakups	1, 4 times
Forced Fumbles	1, 4 times
Blocked Kicks (FG)	1 vs. Stony Brook (3.27.21)

TIMMY FURGESON

Tackles	8 at Army West Point (9.17.22)
Tackles For Loss	1.0 vs. Rhode Island (3.13.21)
	1.0 at Maine (4.3.21)
Sacks	1.0 vs. Rhode Island (3.13.21)
	1.0 at Maine (4.3.21)
Forced Fumbles	1 at Maine (4.3.21)
Fumble Recoveries	1 vs. Monmouth (9.24.22)
Quarterback Hurries	1 vs. Bucknell (9.11.21)

COLIN GAMROTH

Tackles	1 vs. William & Mary (10.30.21)
---------	---------------------------------

VILLANOVA FOOTBALL GAME NOTES

CAREER HIGHS

BRYCE GANIOUS

Tackles	7 at Army West Point (9.17.22)
Tackles For Loss	1.5 vs. Bucknell (9.11.21) 1.5 at LIU (9.10.22)
Sacks	1.0, 4x
Forced Fumbles	1 vs. Rhode Island (10.23.21) 1 vs. Stony Brook (11.13.21) 1 at Maine (10.1.22)
Fumble Recoveries	1 vs. Lehigh (9.2.22)
Quarterback Hurries	1 vs. Lehigh (9.2.22) 1 at Maine (10.1.22)

CHARLIE GILROY

Points	6 vs. Delaware (4.17.21)
Touchdowns	1 vs. Delaware (4.17.21)
Receptions	2 vs. UAlbany (10.22.22)
Receiving Yards	30 vs. Monmouth (9.24.22)
Receiving Touchdowns	1 vs. Delaware (4.17.21)
Long Reception	30 vs. Monmouth (9.24.22)
All-Purpose Yards	30 vs. Monmouth (9.24.22)

JULIAN GLANTZ

Rush Attempts	1 at Maine (10.1.22)
Rushing Yards	9 at Maine (10.1.22)
Long Rush	9 at Maine (10.1.22)

ELIJAH GLOVER

Points	6 at Southeastern La. (11.30.19)
Touchdowns	1 at Southeastern La. (11.30.19)
All-Purpose Yards	78 at SELA (11.30.19)
Interceptions	1, 4x
Long INT Return	78 at Southeastern La. (11.30.19)
INT Return TDs	1 at Southeastern La. (11.30.19)
Tackles	9 vs. Delaware (4.17.21)
Tackles For Loss	1.0 vs. Lehigh (9.2.22) 1.0 vs. Hampton (10.29.22)
Pass Breakups	2 vs. Delaware (11.23.19) 2 at Maine (4.3.21) 2 at UAlbany (10.16.21)
Quarterback Hurries	1 at James Madison (10.9.21)

JALEN GOODMAN

Points	6 at Maine (10.1.22)
Touchdowns	6 at Maine (10.1.22)
All-Purpose Yards	23 at Maine (10.1.22)
Interceptions	1 at Maine (10.1.22)
Long INT Return	23 at Maine (10.1.22)
INT Return TDs	1 at Maine (10.1.22)
Tackles	13 vs. Rhode Island (3.13.21)
Tackles For Loss	1.5 vs. Bucknell (9.11.21)
Forced Fumbles	1 at Maine (4.3.21) 1 vs. Monmouth (9.24.22)
Pass Breakups	2 at Southeastern La. (11.30.19)
Quarterback Hurries	1 at Elon (11.6.21)

JAKE GREEN

All-Purpose Yards	4 at LIU (9.10.22)
Interceptions	1 at LIU (9.10.22)
Long INT Return	4 at LIU (9.10.22)
Kick Returns	1 at James Madison (10.9.21)
Kick Return Yards	0 at James Madison (10.9.21)
Long Kick Return	0 at James Madison (10.9.21)
Tackles	4 vs. Bucknell (9.11.21)
Tackles For Loss	1.0 vs. Hampton (10.29.22)
Pass Breakups	1 vs. Rhode Island (10.23.21) 1 at Maine (10.1.22)

SHANE HARTZELL

Tackles	15 at Richmond (10.15.22)
Tackles For Loss	2.0 at Richmond (10.15.22)
Sacks	1.0 at LIU (9.10.22) 1.0 at Army West Point (9.17.22) 1 vs. UAlbany (10.22.22)
Forced Fumbles	1 at LIU (9.10.22)
Quarterback Hurries	1 at Maine (10.1.22) 1 at Richmond (10.15.22)

JAARON HAYEK

Points	24 at Maine (10.1.22)
Touchdowns	4 at Maine (10.1.22)
Rush Attempts	4 vs. Stony Brook (10.26.19) 4 at New Hampshire (11.2.19)
Rushing Yards	21 vs. Stony Brook (10.26.19)
Long Rush	12 vs. Stony Brook (10.26.19)
Pass Attempts	1 vs. Stony Brook (10.26.19) 1 vs. Hampton (10.29.22)
Pass Completions	1 vs. Stony Brook (10.26.19)
Passing Yards	68 vs. Stony Brook (10.26.19)
Passing TDs	1 vs. Stony Brook (10.26.19)
Long Pass	68 vs. Stony Brook (10.26.19)
Receptions	8 vs. Richmond (9.18.21)
Receiving Yards	159 at Maine (10.1.22)
Receiving Touchdowns	4 at Maine (10.1.22)
Long Reception	83 at Maine (10.1.22)
Total Offense - Plays	5 vs. Stony Brook (10.26.19)
Total Offense	68 vs. Stony Brook (10.26.19)
All-Purpose Yards	159 at Maine (10.1.22)
Kick Returns	3 at Southeastern La. (11.30.19)
Kick Return Yards	37 vs. Stony Brook (10.26.19)
Long Kick Return	26 vs. LIU (11.15.19)
Tackles	1 vs. Richmond (11.9.19) 1 vs. UAlbany (10.22.22)

AYDEN HOWARD

Tackles	2 vs. Bucknell (9.11.21) 2 at LIU (9.10.22) 2 at Maine (10.1.22)
Quarterback Hurries	1 vs. UAlbany (10.22.22)

JALEN HOWARD

Tackles	2 vs. Bucknell (9.11.21)
---------	--------------------------

JALEN JACKSON

Points	18 vs. Monmouth (9.24.22)
Touchdowns	3 vs. Monmouth (9.24.22)
Rush Attempts	28 vs. Monmouth (9.24.22)
Rushing Yards	187 vs. Monmouth (9.24.22)
Rushing Touchdowns	3 vs. Monmouth (9.24.22)
Long Rush	55 at UAlbany (10.16.21)
Receptions	2 at Maine (4.3.21) 2 at Elon (11.6.21) 2 at Army West Point (9.17.22)
Receiving Yards	30 vs. Holy Cross (12.3.21)
Receiving Touchdowns	1 at Colgate (8.24.19) 1 at Elon (11.6.21)
Long Reception	30 vs. Holy Cross (12.3.21)
Total Offense - Plays	28 vs. Monmouth (9.24.22)
Total Offense	187 vs. Monmouth (9.24.22)
All-Purpose Yards	187 vs. Monmouth (9.24.22)
Kick Returns	2 at Stony Brook (9.29.18) 2 at Maine (10.6.18)
Kick Return Yards	52 at Stony Brook (9.29.18)
Long Kick Return	34 at Stony Brook (9.29.18)
Tackles	2 vs. Bucknell (9.22.18)

RICHEL KIMMEL

Tackles	4 at Maine (10.1.22)
Quarterback Hurries	1 at Maine (10.1.22)

DEVON MARSHALL

Tackles	2 vs. UAlbany (10.22.22)
---------	--------------------------

MATTHEW MERCURIO

Points	16 at Hawaii (11.9.19)
Points By Kicking	16 at Hawaii (11.9.19)
PATs Made	6, 4x
PATs Attempted	6, 4x
Field Goals Made	4, 4 times
Field Goals Attempted	5 vs. New Mexico (11.4.19)
Long Field Goal	49 vs. New Mexico (11.4.19)
Kickoffs	8 vs. Boise State (12.19.20) 8 vs. Lehigh (9.2.22) 8 at Maine (10.1.22)
Kickoff Yards	467 vs. Boise State (12.19.20)
Kickoff Average	61.7 vs. Ball State (12.30.20)

TYRELL MIMS

All-Purpose Yards	0 at LIU (9.10.22)
Interceptions	1 at LIU (9.10.22) 1 vs. UAlbany (10.22.22)
Long INT Return	0 at LIU (9.10.22) 0 vs. UAlbany (10.22.22)
Tackles	6 vs. Richmond (10.15.22)
Tackles For Loss	1.0 vs. Bucknell (9.11.21) 1.0 at Elon (11.6.21)
Pass Breakups	2 vs. UAlbany (10.22.22)
Quarterback Hurries	1 at LIU (9.10.22)
Blocked Kicks (Punt)	1 vs. William & Mary (10.30.21)

ANTONIO MONTERO

Points	1 vs. Texas (9.14.2019)
Points By Kicking	1 vs. Texas (9.14.2019)
PATs Made	1 vs. Texas (9.14.2019)
PATs Attempted	1 vs. Texas (9.14.2019)
Interceptions	1 vs. Old Dominion (11.24.18)
Long INT Return	-1 vs. Old Dominion (11.24.18)
Tackles	11, 4 times
Tackles For Loss	2.5 vs. North Texas (11.23.19)
Sacks	1.0, 4x
Pass Breakups	1, 6 times
Forced Fumbles	1 at Charlotte (11.6.21) 1 vs. Lehigh (9.2.22)
Fumble Recoveries	1 vs. Baylor (9.21.19) 1 at UAB (10.23.21)

JARED NELSON

Tackles	5 vs. William & Mary (10.30.21) 5 vs. UAlbany (10.22.22)
Tackles For Loss	1.0, 7x
Sacks	1.0 at New Hampshire (11.2.19) 1.0 vs. Richmond (11.9.19) 1.0 at James Madison (10.9.21)
Pass Breakups	1 vs. Richmond (9.18.21)
Quarterback Hurries	1 at James Madison (10.9.21)
Forced Fumbles	1 vs. Stony Brook (10.26.19)

VILLANOVA FOOTBALL GAME NOTES

CAREER HIGHS

JORDAN NELSON

Tackles 3 vs. Lehigh (9.2.22)
Quarterback Hurries 2 vs. Lehigh (9.2.22)

JAKE NORTHROP

Tackles 2 vs. LIU (11.15.19)
Tackles For Loss 1.0 vs. Bucknell (9.11.21)
Sacks 1.0 vs. Bucknell (9.11.21)
Forced Fumbles 1 vs. LIU (11.15.19)

MATT O'CONNOR

Rush Attempts 1 vs. Lehigh (9.2.22)
Rushing Yards minus-7 vs. Lehigh (9.2.22)
Long Rush minus-7 vs. Lehigh (9.2.22)
Pass Attempts 2 vs. Bucknell (9.11.21)
Pass Completions 2 vs. Bucknell (9.11.21)
Passing Yards 17 vs. Bucknell (9.11.21)
Long Pass 14 vs. Bucknell (9.11.21)
Total Offense - Plays 2 vs. Bucknell (9.11.21)
Total Offense - Yards 17 vs. Bucknell (9.11.21)

JOSH OLUREMI

Tackles 1 vs. Lehigh (9.2.22)

RICKY ORTEGA

Rush Attempts 1 vs. UAlbany (10.22.22)
Rushing Yards -5 vs. UAlbany (10.22.22)
Long Rush -5 vs. UAlbany (10.22.22)

JONNIE PITMAN

Tackles 6 vs. North Texas (10.26.19)
Tackles For Loss 2.0 at Western Ky. (10.19.19)
Sacks 1.0 at Western Ky. (10.19.19)
Pass Breakups 1 at Western Ky. (10.19.19)
 1 vs. North Texas (10.26.19)
 1 vs. M. Tenn. St. (11.2.19)

ETHAN POTTER

All-Purpose Yards 1 vs. Holy Cross (12.3.21)
Interceptions 1 vs. Holy Cross (12.3.21)
Long INT Return 1 vs. Holy Cross (12.3.21)
Tackles 11 at Maine (10.1.22)
 11 at Richmond (10.15.22)
Tackles For Loss 2.5 at Richmond (10.15.22)
Sacks 0.5 at Richmond (10.15.22)
Pass Breakups 1, 5 times
Fumble Recoveries 1 vs. Rhode Island (10.23.21)
Quarterback Hurries 1 vs. Stony Brook (11.13.21)
 1 vs. UAlbany (10.22.22)

CJ PRESSLEY

All-Purpose Yards 1 at Lehigh (9.4.21)
Interceptions 1 at Lehigh (9.4.21)
Long INT Return 1 at Lehigh (9.4.21)
Tackles 5 vs. Lehigh (9.2.22)
Tackles For Loss 2.0 vs. Maine (9.28.19)
Pass Breakups 1 at Bucknell (9.14.19)
 1 at Maine (10.1.22)

RAYJUN PRINGLE

Points 12 vs. Bucknell (9.11.21)
 12 vs. UAlbany (10.22.22)
 2 vs. Bucknell (9.11.21)
Touchdowns 2 vs. UAlbany (10.22.22)
Rush Attempts 2 at James Madison (10.12.19)
Rushing Yards 20 at Maine (10.1.22)
Long Rush 20 at Maine (10.1.22)
Pass Attempts 1 vs. Hampton (10.29.22)
Receptions 9 at Stony Brook (3.6.21)
Receiving Yards 171 at Stony Brook (3.6.21)
Receiving TDs 2 vs. Bucknell (9.11.21)
 2 at Penn State (9.25.21)
 2 vs. UAlbany (10.22.22)

Long Reception

Total Offense - Plays 80 vs. UAlbany (10.22.22)
 2 at JMU (10.12.19)
Total Offense 20 at Maine (10.1.22)
All-Purpose Yards 171 at Stony Brook (3.6.21)
Punt Returns 2 at LIU (9.10.22)
 2 at Maine (10.1.22)
Punt Return Yards 27 vs. Stony Brook (11.13.21)
Long Punt Return 27 vs. Stony Brook (11.13.21)
Tackles 1 at LIU (9.10.22)

JOHN RHODAN

Tackles 1, 4x

JAYLAN SANCHEZ

Receptions 4 vs. UAlbany (10.22.22)
Receiving Yards 29 vs. UAlbany (10.22.22)
Long Reception 20 at Maine (10.1.22)
Kickoff Returns 1 vs. Hampton (10.29.22)
Kickoff Return Yards 30 vs. Hampton (10.29.22)
Long Kickoff Return 30 vs. Hampton (10.29.22)
All-Purpose Yards 45 vs. Hampton (10.29.22)

CHRISTIAN SAPP

Tackles 5 at Army West Point (9.17.22)
Pass Breakups 1 vs. Hampton (10.29.22)

KSHAWN SCHULTERS

Tackles 7 vs. UAlbany (10.22.22)
Tackles For Loss 1.0 at Maine (10.1.22)
All-Purpose Yards 48 at Maine (4.3.21)
Interceptions 1 at Maine (4.3.21)
 1 at Penn State (9.25.21)
Long INT Return 48 at Maine (4.3.21)
Pass Breakups 2 at LIU (9.10.22)

JOSH SLAY

Tackles 5 vs. Rhode Island (3.13.21)
Tackles For Loss 1.0 vs. Rhode Island (3.13.21)
 1.0 vs. Rhode Island (10.23.21)
Sacks 1.0 vs. Rhode Island (10.23.21)
Pass Breakups 1 at Stony Brook (3.6.21)
 1 at Maine (4.3.21)

ELI SMITH

Rush Attempts 7 at Maine (10.1.22)
Rushing Yards 44 at LIU (9.10.22)
Long Rush 13 vs. UAlbany (10.22.22)

JACK STANTON

Receptions 1, 4x
Receiving Yards 16 at Maine (10.1.22)
Long Reception 16 at Maine (10.1.22)
All-Purpose Yards 16 at Maine (10.1.22)
Kickoff Returns 1 vs. UAlbany (10.22.22)
Kickoff Return Yards 4 vs. UAlbany (10.22.22)
Long Kickoff Return 4 vs. UAlbany (10.22.22)

JR STRAUSS

Tackles 1 at Army West Point (9.17.22)

TY TRINH

Interceptions 1 at Delaware (11.20.21)
Long INT Return 0 at Delaware (11.20.21)
Tackles 8 at Richmond (10.15.22)
Tackles For Loss 1.0 at James Madison (10.9.21)
 1.0 at UAlbany (10.16.21)
 1.0 vs. Lehigh (9.2.22)

Pass Breakups 1, 4x
Forced Fumbles 1 vs. Lehigh (9.2.22)

CONNOR WATKINS

Points 12 vs. Monmouth (9.24.22)
 12 vs. Hampton (10.29.22)
Touchdowns 2 vs. Monmouth (9.24.22)
 2 vs. Hampton (10.29.22)
Rush Attempts 11 at Richmond (10.15.22)
 11 vs. Hampton (10.29.22)
Rushing Yards 130 vs. Hampton (10.29.22)
Rushing Touchdowns 2 vs. Monmouth (9.24.22)
 2 vs. Hampton (10.29.22)
Long Rush 75 vs. Hampton (10.29.22)
Pass Attempts 31 vs. Hampton (10.29.22)
Pass Completions 18 vs. UAlbany (10.22.22)
Passing Yards 298 vs. Lehigh (9.2.22)
Passing TDs 4 at Maine (10.1.22)
Long Pass 83 at Maine (10.1.22)
Total Offense - Plays 42 vs. Hampton (10.29.22)
Total Offense 321 vs. Lehigh (9.2.22)
All-Purpose Yards 130 vs. Hampton (10.29.22)
Punts 8 at Penn State (9.25.21)
Punting Yards 277 at Penn State (9.25.21)
Long Punt 50 at James Madison (10.9.21)

ISAS WAXTER

Tackles 7 vs. Delaware (11.23.19)
Tackles For Loss 1.0 at Lehigh (9.4.21)
Sacks 1.0 at Lehigh (9.4.21)
Pass Breakups 1, 6 times

BEN WHELESS

Tackles 1 at Penn State (9.25.21)
 1 vs. Holy Cross (12.3.21)

VILLANOVA FOOTBALL GAME NOTES

CAREER HIGHS

TYLER WILL

Points	6 vs. Stony Brook (11.13.21)
Touchdowns	1 vs. Stony Brook (11.13.21)
Rush Attempts	2 vs. Lehigh (9.2.22)
Rushing Yards	10 vs. Bucknell (9.11.21)
Long Rush	10 vs. Bucknell (9.11.21)
Receptions	3 vs. Bucknell (9.11.21)
Receiving Yards	21 vs. Bucknell (9.11.21)
Receiving TDs	1 vs. Stony Brook (11.13.21)
Long Reception	20 at Maine (4.3.21)
All-Purpose Yards	39 vs. Bucknell (9.11.21)
Punt Return Yards	8 vs. Bucknell (9.11.21)
Tackles	4 vs. LIU (11.15.19)
	4 vs. Delaware (11.23.19)

JON WYATT

Tackles	2 vs. Lehigh (9.2.22)
---------	-----------------------

GARRETT ZOBEL

Tackles	6 vs. William & Mary (10.30.21)
Tackles For Loss	2.0 vs. Richmond (11.9.19)
Sacks	1.0 vs. Richmond (11.9.19)
Forced Fumbles	1 vs. Rhode Island (10.23.21)
Fumble Recoveries	1 at Lehigh (9.4.21)
	1 vs. Rhode Island (10.23.21)
Quarterback Hurries	1, 4 times



2022-23 Villanova Football
Overall Team Statistics
All games

Page 1/2
as of Oct 29, 2022

Team Statistics

	VU	OPP
Scoring	245	215
Points per game	30.6	26.9
Points Off Turnovers	28	14
First Downs	160	164
Rushing	87	81
Passing	60	70
Penalty	13	13
Rushing Yardage	1735	1521
Yards gained rushing	1910	1640
Yards lost rushing	175	119
Rushing attempts	317	277
Average per rush	5.5	5.5
Average per game	216.9	190.1
TDs Rushing	16	13
Passing Yardage	1661	1430
Comp-Att-Int	99-173-10	152-230-7
Average per pass	9.6	6.2
Average per catch	16.8	9.4
Average per game	207.6	178.8
TDs Passing	15	15
Total offense	3396	2951
Total plays	490	507
Average per play	6.9	5.8
Average per game	424.5	368.9
Kick returns: #-Yards	23-531	33-546
Punt returns: #-Yards	6-3	6-105
Int returns: #-Yards	7-59	10-80
Kick return average	23.1	16.5
Punt return average	0.5	17.5
Int return average	8.4	8.0
Fumbles-Lost	4-2	6-4
Penalties-Yards	46-428	46-418
Average per game	53.5	52.3
Punts-Yards	25-882	35-1496
Average per punt	35.3	42.7
Net punt average	31.5	40.7
Kickoffs-Yards	47-2527	40-2287
Average per kick	53.8	57.2
Net kick average	38.4	36.3
Time of possession / game	31:32	31:48
3rd-down conversion	34/84	34/98
3rd-down pct	40%	35%
4rd-down conversion	8/14	10/18



2022-23 Villanova Football
Overall Team Statistics
All games

Page 2/2
as of Oct 29, 2022

	VU	OPP
4rd-down pct	57%	56%
Sacks by-Yards	8-74	14-114
Misc Yards	0	0
Touchdowns scored	32	29
Field goals - attempts	7-9	4-5
On-Side kicks	0-0	0-0
Red-zone scores	(27-33) 82%	(23-28) 82%
Red-zone touchdowns	(22-33) 67%	(19-28) 68%
PAT-attempts	(32-32) 100%	(27-27) 100%
2-point conversion-attempts	(0-0) 0%	(0-2) 0%
Attendance	28940	52130
Games / Avg per game	4/7235	4/13033
Neutral site games	-	0/0

Score by Periods

Team	1st	2nd	3rd	4th	OT	TOT
Villanova	51	90	52	52	0	245
Opponents	28	73	33	81	0	215



2022-23 Villanova Football Individual Statistics All games

Page 1/3
as of Oct 29, 2022

Rushing

Player	gp	att	gain	loss	net	avg	td	lg	avg/g
TD Ayo-Durojaiye	8	103	631	26	605	5.9	2	70	75.6
Connor Watkins	8	59	451	113	338	5.7	7	75	42.3
Jalen Jackson	4	57	334	0	334	5.9	5	21	83.5
DeeWil Barlee	7	64	347	16	331	5.2	2	71	47.3
Eli Smith	6	21	98	1	97	4.6	0	13	16.2
Rayjuon Pringle	8	2	26	0	26	13.0	0	20	3.3
Dez Boykin	8	1	10	0	10	10.0	0	10	1.3
Julian Glantz	1	1	9	0	9	9.0	0	9	9.0
Tyler Will	8	2	4	0	4	2.0	0	2	0.5
Ricky Ortega	1	1	0	5	-5	-5.0	0	0	-5.0
Matt O'Connor	8	1	0	7	-7	-7.0	0	0	-0.9
Team	8	5	0	7	-7	-1.4	0	0	-0.9
Total	8	317	1910	175	1735	5.5	16	75	216.9
Opponents	8	277	1640	119	1521	5.5	13	70	190.1

Passing

Player	gp	effic	comp-att-int	pct	yds	td	lg	avg/g
Connor Watkins	8	160.5	99-167-10	59.3	1661	15	83	207.6
Jaaron Hayek	8	0.0	0-1-0	0.0	0	0	0	0.0
Matt O'Connor	8	0.0	0-1-0	0.0	0	0	0	0.0
Rayjuon Pringle	8	0.0	0-1-0	0.0	0	0	0	0.0
Team	8	0.0	0-3-0	0.0	0	0	0	0.0
Total	8	154.9	99-173-10	57.2	1661	15	83	207.6
Opponents	8	133.7	152-230-7	66.1	1430	15	43	178.8

Receiving

Player	gp	no.	yds	avg	td	lg	avg/g
Jaaron Hayek	8	36	810	22.5	8	83	101.3
Rayjuon Pringle	8	20	349	17.5	5	80	43.6
Dez Boykin	8	12	263	21.9	2	66	32.9
Jaylan Sanchez	8	9	65	7.2	0	20	8.1
TD Ayo-Durojaiye	8	6	48	8.0	0	16	6.0
Charlie Gilroy	8	5	51	10.2	0	30	6.4
DeeWil Barlee	7	5	31	6.2	0	16	4.4
Jalen Jackson	4	3	14	4.7	0	6	3.5
Jack Stanton	8	3	30	10.0	0	16	3.8
Total	8	99	1661	16.8	15	83	207.6
Opponents	8	152	1430	9.4	15	43	178.8

Punt Returns

Player	no.	yds	avg	td	lg
Rayjuon Pringle	6	3	0.5	0	13
Total	6	3	0.5	0	13
Opponents	6	105	17.5	1	73

Interceptions

Player	no.	yds	avg	td	lg
Daniel Abraham	2	32	16.0	0	32
Tyrell Mims	2	0	0.0	0	0
Jalen Goodman	1	23	23.0	1	23
Elijah Glover	1	0	0.0	0	0
Jake Green	1	4	4.0	0	4
Total	7	59	8.4	1	32
Opponents	10	80	8.0	0	33

Kick Returns

Player	no.	yds	avg	td	lg
Dez Boykin	16	419	26.2	0	68
TD Ayo-Durojaiye	4	78	19.5	0	26
Rayjuon Pringle	1	0	0.0	0	0
Jack Stanton	1	4	4.0	0	4
Jaylan Sanchez	1	30	30.0	0	30
Total	23	531	23.1	0	68
Opponents	33	546	16.5	0	33

Fumble Returns

Player	no.	yds	avg	td	lg
Brendan Bell	1	0	0.0	0	0
Timmy Furgeson	1	0	0.0	0	0
Tyrell Mims	1	0	0.0	0	0
Bryce Ganious	1	0	0.0	0	0
Total	4	0	0.0	0	0
Opponents	2	7	3.5	0	7



**2022-23 Villanova Football
Individual Statistics
All games**

Page 2/3
as of Oct 29, 2022

Scoring

Player			PAT						pts
	td	fg	kick	rush	rcv	pass	dxp	saf	
Matthew Mercurio	-	7-9	32-32	-	-	-	-	-	53
Jaaron Hayek	8	-	-	-	-	-	-	-	48
Connor Watkins	7	-	-	-	-	-	-	-	42
Jalen Jackson	5	-	-	-	-	-	-	-	30
Rayjuon Pringle	5	-	-	-	-	-	-	-	30
Dez Boykin	2	-	-	-	-	-	-	-	12
TD Ayo-Durojaiye	2	-	-	-	-	-	-	-	12
DeeWil Barlee	2	-	-	-	-	-	-	-	12
Jalen Goodman	1	-	-	-	-	-	-	-	6
Total	32	7-9	32-32	0	0	0	0	0	245
Opponents	29	4-5	27-27	0	0	0	0	1	215

Field Goals

Player	fg	pct.	01-19	20-29	30-39	40-49	50-99	lg	blk
Matthew Mercurio	7-9	77.8	0-0	4-4	2-3	1-2	0-0	40	0
Opponents	4-5	80.0	0-0	0-1	4-4	0-0	0-0	37	0

FG Sequence

Team Name	Villanova	Opponents
Lehigh	(27)	(35)
LIU	(34)	
Army West Point	(40)	
Maine	(39)	
Richmond	(24),46	(31),(37)
UAlbany	36,(28)	27
Hampton	(26)	(30)

Numbers in (parentheses) indicate field goal was made

Total Offense

Player	g	plays	rush	pass	total	avg/g
Connor Watkins	8	226	338	1661	1999	249.9
TD Ayo-Durojaiye	8	103	605	0	605	75.6
Jalen Jackson	4	57	334	0	334	83.5
DeeWil Barlee	7	64	331	0	331	47.3
Eli Smith	6	21	97	0	97	16.2
Rayjuon Pringle	8	3	26	0	26	3.3
Dez Boykin	8	1	10	0	10	1.3
Julian Glantz	1	1	9	0	9	9.0
Tyler Will	8	2	4	0	4	0.5
Ricky Ortega	1	1	-5	0	-5	-5.0
Matt O'Connor	8	2	-7	0	-7	-0.9
Team	8	0	-7	0	-7	-0.9
Total	8	490	1735	1661	3396	424.5
Opponents	8	507	1521	1430	2951	368.9

Punting

Player	no.	yds	avg	lg	tb	fc	i20	50+	blk
Will Bartel	25	882	35.3	53	0	12	8	1	0
Total	25	882	35.3	53	0	12	8	1	0
Opponents	35	1496	42.7	73	3	15	12	9	0

Kickoffs

Player	no.	yds	avg	tb	ob	retn	net	ydln
Matthew Mercurio	47	2527	53.8	1	3			
Total	47	2527	53.8	1	3	32	38.4	26
Opponents	40	2287	57.2	8	2	24	36.3	28



2022-23 Villanova Football
Individual Statistics
All games

Page 3/3
as of Oct 29, 2022

All Purpose

Player	g	rush	rcv	pr	kr	ir	total	avg/g
Jaaron Hayek	8	0	810	0	0	0	810	101.3
TD Ayo-Durojaiye	8	605	48	0	78	0	731	91.4
Dez Boykin	8	10	263	0	419	0	692	86.5
Rayjuon Pringle	8	26	349	3	0	0	378	47.3
DeeWil Barlee	7	331	31	0	0	0	362	51.7
Jalen Jackson	4	334	14	0	0	0	348	87.0
Connor Watkins	8	338	0	0	0	0	338	42.3
Eli Smith	6	97	0	0	0	0	97	16.2
Jaylan Sanchez	8	0	65	0	30	0	95	11.9
Charlie Gilroy	8	0	51	0	0	0	51	6.4
Jack Stanton	8	0	30	0	4	0	34	4.3
Daniel Abraham	8	0	0	0	0	32	32	4.0
Jalen Goodman	8	0	0	0	0	23	23	2.9
Julian Glantz	1	9	0	0	0	0	9	9.0
Jake Green	8	0	0	0	0	4	4	0.5
Tyler Will	8	4	0	0	0	0	4	0.5
Ricky Ortega	1	-5	0	0	0	0	-5	-5.0
Matt O'Connor	8	-7	0	0	0	0	-7	-0.9
Team	8	-7	0	0	0	0	-7	-0.9
Total	8	1735	1661	3	531	59	3989	498.6
Opponents	8	1521	1430	105	546	80	3682	460.3



2022-23 Villanova Football
Overall Defense Statistics
All games

Page 1/1
as of Oct 29, 2022

Team Defense

			Tackles				Sacks	Pass defense			Fumbles	blkd		
##	Player	gp	ua	a	tot	tfl/yds	no-yds	int-yds	brup	qbh	fr-yds	ff	kick	saf
31	Shane Hartzell	8	25	29	54	6.5-35	3-30	.	.	2	.	1	.	.
9	Ty Trinh	8	28	19	47	1-11	.	.	1	.	.	1	.	.
34	Ethan Potter	8	23	21	44	3.5-12	0.5-4	.	1	1
7	Jalen Goodman	8	28	14	42	1-2	.	1-23	1	.	.	1	.	.
8	Antonio Montero	8	19	18	37	4.5-23	1-18	.	1	.	.	1	.	.
3	Elijah Glover	8	21	15	36	2-5	.	1-0
55	Bryce Ganious	8	15	15	30	4.5-8	1-3	.	.	2	1-0	1	.	.
5	Kshawn Schulters	8	20	9	29	1-4	.	.	6
35	Brendan Bell	6	15	11	26	2-5	.	.	1	3	1-0	.	.	.
42	Timmy Furgeson	7	8	17	25	0.5-1	1-0	.	.	.
26	Tyrell Mims	8	13	7	20	.	.	2-0	4	1	1-0	.	.	.
25	Christian Sapp	8	11	6	17	.	.	.	1
27	Daniel Abraham	8	8	7	15	1.5-10	1.5-10	2-32	2	2
46	Jared Nelson	8	4	10	14	2-8	0.5-4
94	Garrett Zobel	8	4	8	12	1.5-9	0.5-5
15	Dan Damico	4	3	8	11	1.5-2
90	Jake Green	8	3	7	10	1-2	.	1-4	1
45	Jordan Nelson	8	2	8	10	3
99	CJ Pressley	8	2	6	8	.	.	.	1
1	TD Ayo-Durojaiye	8	3	5	8
91	Ayden Howard	6	4	2	6	1
24	Devon Marshall	6	4	1	5
44	Richie Kimmel	7	3	2	5	1
10	Dez Boykin	8	1	2	3
0	Tyler Will	8	1	2	3
22	Jon Wyatt	1	1	1	2
14	Jonnie Pitman	4	.	2	2
20	Josh Slay	7	1	1	2
38	John Rhodan	4	1	1	2
11	Jaaron Hayek	8	1	.	1
32	JR Strauss	1	1	.	1
2	Jalen Jackson	4	1	.	1
95	Jake Northrop	7	.	1	1
23	Josh Oluremi	1	1	.	1
47	Jalen Howard	5	.	1	1
19	Rayjuon Pringle	8	1	.	1
	Totals	8	276	256	532	34-137	8-74	7-59	20	16	4-0	5	0	0
	Opponents	8	261	248	509	37-171	14-114	10-80	12	5	2-7	2	0	1



2022-23 Villanova Football
Team Game-by-Game
All games

Page 1/1
as of Oct 29, 2022

		Rushing				Receiving				Passing				Kick Returns				Punt Returns				tot		
Date	Opponent	no.	yds	td	lg	no.	yds	td	lg	cmp	att	int	yds	td	lg	no.	yds	td	lg	no.	yds	td	lg	off
09/02/2022	Lehigh	36	153	3	16	11	298	3	68	11-15-0	298	3	68	3	94	0	68	0	0	0	0	0	451	
09/10/2022	at LIU	49	365	3	71	7	196	2	62	7-12-4	196	2	62	3	51	0	27	2	1	0	4	561		
09/17/2022	at Army West Point	35	173	0	20	12	74	1	25	12-22-2	74	1	25	2	67	0	44	1	-10	0	0	247		
09/24/2022	Monmouth	46	292	5	24	13	239	1	51	13-21-2	239	1	51	4	82	0	31	1	-3	0	0	531		
10/01/2022	at Maine	41	211	1	20	13	255	4	83	13-16-0	255	4	83	3	81	0	31	2	15	0	13	466		
10/15/2022	at Richmond	33	129	1	51	11	146	0	40	11-28-1	146	0	40	3	63	0	38	0	0	0	0	275		
10/22/2022	UAlbany	32	151	1	70	18	292	3	80	18-26-0	292	3	80	4	63	0	22	0	0	0	0	443		
10/29/2022	Hampton	45	261	2	75	14	161	1	43	14-33-1	161	1	43	1	30	0	30	0	0	0	0	422		
Villanova		317	1735	16	75	99	1661	15	83	99-173-10	1661	15	83	23	531	0	68	6	3	0	13	3396		
Opponents		277	1521	13	70	152	1430	15	43	152-230-7	1430	15	43	33	546	0	33	6	105	1	73	2951		

Villanova Averages

Games	Avg/ rush	Avg/ catch	Pass effic	KR avg	PR avg	All purpose avg/game	Total offense avg/game
8	5.5	16.8	154.9	23.1	0.5	498.6	424.5

Date	Opponent	ua	Tackles		tfl-yds	Sacks no-yds	Fumble		Pass Defense			blkd kick	PAT attempts			off		
			a	total			ff	fr-yds	int-yds	qbh	brup		kick	rush	rcv	saf	t/o	pts
09/02/2022	Lehigh	22	68	90	4.0-14	0-0	2	1-0	1-32	5	3	0	6-6	0	0	0	14	45
09/10/2022	at LIU	38	30	68	4.0-11	1-7	1	1-0	2-4	3	4	0	5-5	0	0	0	7	38
09/17/2022	at Army West Point	31	36	67	2.0-13	1-12	0	1-0	0-0	0	1	0	1-1	0	0	0	0	10
09/24/2022	Monmouth	35	18	53	3.0-7	0-0	1	1-0	0-0	1	1	0	6-6	0	0	0	0	42
10/01/2022	at Maine	32	36	68	4.0-13	0-0	1	0-0	1-23	3	4	0	6-6	0	0	0	7	45
10/15/2022	at Richmond	46	30	76	7.0-23	2-11	0	0-0	1-0	2	1	0	1-1	0	0	0	0	10
10/22/2022	UAlbany	44	24	68	4.0-27	3-26	0	0-0	1-0	2	4	0	4-4	0	0	0	0	31
10/29/2022	Hampton	28	14	42	6.0-29	1-18	0	0-0	1-0	0	2	0	3-3	0	0	0	0	24
Villanova		276	256	532	34.0-137	8-74	5	4-0	7-59	16	20	0	32-32	0	0	0	28	245
Opponents		261	248	509	37.0-171	14-114	2	2-7	10-80	5	12	0	27-27	0	0	1	14	215

Date	Opponent	Punting										Field Goals			Kickoffs			
		no.	yds	avg	long	blkd	tb	fc	50+	i20	md-att	long	blkd	no.	yds	avg	tb	ob
09/02/2022	Lehigh	2	83	41.5	44	0	0	1	0	2	1-1	27	0	8	450	56.3	0	0
09/10/2022	at LIU	2	71	35.5	39	0	0	1	0	0	1-1	34	0	7	326	46.6	0	1
09/17/2022	at Army West Point	4	154	38.5	44	0	0	1	0	0	1-1	40	0	3	132	44.0	0	0
09/24/2022	Monmouth	1	36	36.0	36	0	0	1	0	0	0-0	0	0	7	397	56.7	0	0
10/01/2022	at Maine	3	99	33.0	37	0	0	1	0	1	1-1	39	0	8	453	56.6	0	1
10/15/2022	at Richmond	5	182	36.4	53	0	0	4	1	1	1-2	24	0	3	151	50.3	0	0
10/22/2022	UAlbany	3	89	29.7	35	0	0	1	0	1	1-2	28	0	6	339	56.5	0	0
10/29/2022	Hampton	5	168	33.6	47	0	0	2	0	3	1-1	26	0	5	279	55.8	1	1
Villanova		25	882	35.3	53	0	0	12	1	8	7-9	40	0	47	2527	53.8	1	3
Opponents		35	1496	42.7	73	0	3	15	9	12	4-5	37	0	40	2287	57.2	8	2



2022-23 Villanova Football Opponents Game-by-Game All games

Page 1/1
as of Oct 29, 2022

Date	Opponent	Rushing				Receiving				Passing				Kick Returns				Punt Returns				tot off
		no.	yds	td	lg	no.	yds	td	lg	cmp-att-int	yds	td	lg	no.	yds	td	lg	no.	yds	td	lg	
09/02/2022	Lehigh	38	181	0	23	22	227	2	25	22-39-1	227	2	25	6	115	0	33	0	0	0	0	408
09/10/2022	at LIU	26	129	1	14	31	230	2	27	31-45-2	230	2	27	4	47	0	19	1	23	0	23	359
09/17/2022	at Army West Point	55	472	6	70	0	0	0	0	0-1-0	0	0	0	2	17	0	9	2	74	1	73	472
09/24/2022	Monmouth	41	321	4	56	11	161	3	43	11-17-0	161	3	43	3	47	0	19	0	0	0	0	482
10/01/2022	at Maine	22	108	0	12	25	201	3	30	25-39-1	201	3	30	7	131	0	23	2	2	0	2	309
10/15/2022	at Richmond	52	227	1	49	16	104	1	20	16-23-1	104	1	20	2	39	0	25	0	0	0	0	331
10/22/2022	UAlbany	22	57	1	15	33	370	3	37	33-42-1	370	3	37	6	104	0	23	1	6	0	6	427
10/29/2022	Hampton	21	26	0	8	14	137	1	32	14-24-1	137	1	32	3	46	0	17	0	0	0	0	163
Opponents		277	1521	13	70	152	1430	15	43	152-230-7	1430	15	43	33	546	0	33	6	105	1	73	2951
Villanova		317	1735	16	75	99	1661	15	83	99-173-10	1661	15	83	23	531	0	68	6	3	0	13	3396

Opponents Averages

Games	Avg/ rush	Avg/ catch	Pass effc	KR avg	PR avg	All purpose avg/game	Total offense avg/game
8	5.5	9.4	133.7	16.5	17.5	460.3	368.9

Date	Opponent	Tackles				Sacks no-yds	Fumble		Pass Defense			blkd kick	PAT attempts			off		
		ua	a	total	tfl-yds		ff	fr-yds	int-yds	qbh	brup		kick	rush	rcv	saf	t/o	pts
09/02/2022	Lehigh	24	36	60	5.0-17	2-9	0	0-0	0-0	1	0	0	2-2	0	0	0	0	17
09/10/2022	at LIU	40	26	66	5.0-25	2-18	1	0-0	4-15	0	0	0	3-3	0	0	0	0	21
09/17/2022	at Army West Point	30	26	56	3.0-16	3-16	0	1-0	2-0	1	2	0	7-7	0	0	0	7	49
09/24/2022	Monmouth	33	42	75	3.0-11	0-0	0	0-0	2-33	0	1	0	7-7	0	0	0	7	49
10/01/2022	at Maine	25	48	73	2.0-6	0-0	0	0-0	0-0	1	1	0	2-2	0	0	0	0	20
10/15/2022	at Richmond	32	24	56	7.0-49	4-41	1	1-7	1-0	1	3	0	2-2	0	0	0	0	20
10/22/2022	UAlbany	31	28	59	7.0-24	1-11	0	0-0	0-0	1	2	0	3-3	0	0	1	0	29
10/29/2022	Hampton	46	18	64	5.0-23	2-19	0	0-0	1-32	0	3	0	1-1	0	0	0	0	10
Opponents		261	248	509	37.0-171	14-114	2	2-7	10-80	5	12	0	27-27	0	0	1	14	215
Villanova		276	256	532	34.0-137	8-74	5	4-0	7-59	16	20	0	32-32	0	0	0	28	245

Date	Opponent	Punting										Field Goals			Kickoffs			
		no.	yds	avg	long	blkd	tb	fc	50+	i20	md-att	long	blkd	no.	yds	avg	tb	ob
09/02/2022	Lehigh	3	107	35.7	37	0	0	1	0	0	1-1	35	0	4	213	53.3	0	1
09/10/2022	at LIU	6	226	37.7	54	0	0	2	1	2	0-0	0	0	4	247	61.8	0	0
09/17/2022	at Army West Point	2	76	38.0	39	0	0	0	0	1	0-0	0	0	8	516	64.5	5	0
09/24/2022	Monmouth	2	111	55.5	63	0	1	0	1	0	0-0	0	0	8	432	54.0	2	1
10/01/2022	at Maine	5	217	43.4	53	0	0	2	2	4	0-0	0	0	4	248	62.0	0	0
10/15/2022	at Richmond	4	170	42.5	62	0	1	2	1	1	2-2	37	0	5	261	52.2	0	0
10/22/2022	UAlbany	5	240	48.0	73	0	1	3	1	2	0-1	0	0	4	207	51.8	0	0
10/29/2022	Hampton	8	349	43.6	58	0	0	5	3	2	1-1	30	0	3	163	54.3	1	0
Opponents		35	1496	42.7	73	0	3	15	9	12	4-5	37	0	40	2287	57.2	8	2
Villanova		25	882	35.3	53	0	0	12	1	8	7-9	40	0	47	2527	53.8	1	3