

# VILLANOVA FOOTBALL GAME NOTES

## GAMEDAY

Date	November 12, 2022
Time	1:00 PM
Stadium	Zable Stadium
Capacity	11,646

## LIVE COVERAGE

TV  
FloFootball / Cox YurView

## RADIO

Villanova Sports Radio Network  
AM 1480, FM 102.5, FM 104.1 (Trenton)  
Ryan Fannon (Play By Play)  
Kevin Reilly (Analyst)

## ALL-TIME SERIES

### WILLIAM & MARY LEADS 19-16-1

First Meeting	1966
First Villanova Win	1969 (35-31)
First William & Mary Win	1966 (34-14)

Last Meeting	2021
Last Villanova Win	2019 (35-28)
Last William & Mary Win	2021 (31-18)

Mark Ferrante vs. William & Mary	1-2
Mike London vs. Villanova	1-2

at Villanova	11-8
at William & Mary	5-10-1

Current Streak	L1 (2021)
Longest Streak	W6 (2005-06-07-08-09-09)

## ON THE INSIDE

Media Information/Quick Facts	2
Game Notes	3-6
Miscellaneous Stats/Wildcats in the NFL	7
Complete Student-Athletes	8
Mark Ferrante/Villanova Coaching Staff	9-10
Villanova Roster	11
Depth Charts (Villanova-William & Mary)	12-13
Opponents at a Glance	14
Villanova Players to Watch	15-18
Villanova Defense	19-20
Starters/Scoring Drives/Big Plays	21-22
Miscellaneous Stats/Game Highs	23-25
Last Time It Happened	26-27
Career Highs	28-31
Statistics	32-40

## THE MATCHUP



### VILLANOVA

Nickname .....Wildcats  
Conference .....CAA Football  
Record .....5-4 (3-3 CAA)  
Stats Perform FCS Poll .....N/A  
AFCA FCS Coaches Poll .....N/A  
Head Coach .....Mark Ferrante  
Career Record .....36-25  
Villanova Record .....36-25  
Location .....Villanova, Pa.  
Founded .....1842  
Enrollment .....6,584  
Colors .....Blue and White



### WILLIAM & MARY

Nickname .....Tribe  
Conference .....CAA Football  
Record .....8-1 (5-1 CAA)  
Stats Perform FCS Poll .....No. 8  
AFCA FCS Coaches Poll .....No. 8  
Head Coach .....Mike London  
Career Record .....76-83  
Towson Record .....73-76  
Location .....Williamsburg, Va.  
Founded .....1693  
Enrollment .....8,939  
Colors .....Green, Gold and Silver

## VILLANOVA SCHEDULE

Date	Opponent	Location	Time/Result	Attendance
9.2	Lehigh	Villanova, Pa.	W, 45-17	6,101
9.10	@ LIU	Brookville, N.Y.	W, 38-21	4,812
9.17	@ Army West Point	West Point, N.Y.	L, 10-49	32,320
9.24	Monmouth (*)	Villanova, Pa.	L, 42-49	12,001
10.1	@ Maine (*)	Orono, Maine	W, 45-20	7,168
10.15	@ Richmond (*)	Richmond, Va.	L, 10-20	7,830
10.22	UAlbany (*)	Villanova, Pa.	W, 31-29	6,741
10.29	Hampton (*)	Villanova, Pa.	W, 24-10	4,097
11.5	@ Towson (*)	Towson, Md.	L, 3-27	4,057
11.12	@ William & Mary (*)	Williamsburg, Va.	1:00 PM	
11.19	Delaware (*)	Villanova, Pa.	1:00 PM	

## TODAY'S GAME

■ Villanova and William & Mary will play each other on Saturday for the 37th time when they meet for a 1 p.m. kickoff at Zable Stadium. It is the first trip to Williamsburg for the Wildcats since 2019 and will be the 17th road game in the all-time series.

■ Saturday's game will air on FloFootball and the audio broadcast can be heard on the Villanova Sports Radio Network which is accessible on the iHeart radio app. **Ryan Fannon** and **Kevin Reilly** will be calling the action live.

■ In last week's game at Towson senior wide receiver **Rayjuon Pringle** became the 18th player in school history to reach 1,500 career receiving yards. Pringle has played in 34 career games and has 87 receptions for 1,514 yards and 15 touchdowns. He ranks 18th in school history in receiving yards and needs just 61 yards to move up three additional spots into a tie for 15th place.

■ Next up for Villanova after this week's game is the "Battle of the Blue" rivalry game against Delaware on November 19.

# VILLANOVA FOOTBALL GAME NOTES

## QUICK FACTS

<b>Villanova University</b>	
Location	Villanova, Pa.
Founded	1842
Enrollment	6,584
President	Rev. Peter M. Donohue, O.S.A.
Athletic Director	Mark Jackson
Colors	Blue and White
Nickname	Wildcats

### Athletics History

Team National Championships	21
Individual National Champions	120
Team Conference Championships	129

### Villanova Football

Affiliation	FCS
Conference	CAA Football
First Year	1894
All-Time Record	648-498-41 (.563)
Bowl Games	5
FCS Playoff Appearances	14
Last Playoff Appearance	2021
National Championships	1

### Head Coach

Head Coach	Mark Ferrante
Years at Villanova	35
Years as Head Coach	Sixth Season
Career Record	36-25 (.590)

### Stadium

Stadium	Villanova Stadium
Capacity	12,000
Surface	Astroplay (artificial grass)
Press Box Phone	610-519-5290
All-Time Record	256-112-5 (.693)

### Award Winners

Walter Payton Awards	3
Jerry Rice Awards	1
All-Americans	28
Major Confence Awards	20
All-Conference Honorees	281
Academic All-Americans	14
CAA Football Scholar-Athletes of the Year	4
Academic All-Conference Honorees	596

### 2022 Team Information

Offensive Formation	Multiple
Defensive Formation	3-3-5
Letterwinners Returning	61
Letterwinners Lost	29
Offensive Starters Returning/Lost	6/5
Defensive Starters Returning/Lost	3/8
Specialists Returning/Lost	3/3
2021 Overall Record	10-3
2021 Conference Record	7-1

## VILLANOVA MEDIA RELATIONS

### FOOTBALL CONTACT

#### Dean Kenefick

Senior Associate AD/Communications

E: dean.kenefick@villanova.edu

P: 610-308-4395

### SECONDARY CONTACT

#### David Berman

Assistant AD/Communications

E: david.berman@villanova.edu

P: 860-490-6398

### 2022 BROADCAST SCHEDULE

#### FloSports

September 2 - Lehigh

September 24 - Monmouth

October 1 - @ Maine

October 15 - @ Richmond

October 22 - UAlbany

October 29 - Hampton

November 5 - @ Towson

November 12 - @ William & Mary

November 19 - Delaware

#### CBS College Sports

September 17 - @ Army West Point

#### MASN2

October 15 - @ Richmond

#### NEC Front Row

September 10 - @ LIU

### RADIO BROADCASTS

#### Villanova Sports Radio Network

All Villanova regular season and postseason contests will be broadcast on the Villanova Sports Radio Network on the iHeart app. Games will air locally on AM 1480 and FM 102.5, along with FM 104.1 in Trenton.

**Ryan Fannon** (Play By Play)

**Kevin Reilly** (Analyst)

## CAA MEDIA TELECONFERENCE

Villanova head coach **Mark Ferrante** will take part in the CAA Football virtual press conference via Zoom with members of the media on Monday, December 6 at 11 a.m. as the Wildcats prepare for their quarterfinal playoff game against South Dakota State. Media representatives wishing to participate in the press conference should contact **Rob Washburn** in the CAA Football office for the relevant information. The press conference will also be recorded and distributed to media members on Monday afternoon.

### FOOTBALL SOCIAL MEDIA

**WEBSITE** .....www.villanova.com

**TWITTER** .....@novafootball

**INSTAGRAM**.....@novafootball

**FACEBOOK** .....vufootball

### MEDIA INFORMATION

#### WEBSITE

Press releases, statistics, game notes and postgame coverage - including quotes from press conferences - will be available online at villanova.com/football.

#### MEDIA AVAILABILITY

Members of the media who wish to attend a Villanova practice or interview a football student-athlete on a non-game day must contact **Dean Kenefick** in advance by email (dean.kenefick@villanova.edu) or phone (610-519-6514).

#### CREDENTIALS

Requests for credentials to cover Villanova home games should be made to **Dean Kenefick** at least one week prior to the game.

#### PHOTOS

All requests for photos of Villanova football student-athletes and coaches for use in the media should be directed by email to **David Berman** in media relations (david.berman@villanova.edu).

# VILLANOVA FOOTBALL GAME NOTES

## NATIONAL RANKINGS

### ABOUT THE SCHOOL

Since 1842, Villanova University's Augustinian Catholic intellectual tradition has been the cornerstone of an academic community in which students learn to think critically, act compassionately and succeed while serving others. There are more than 10,000 undergraduate, graduate and law students in the University's six colleges—the College of Liberal Arts and Sciences, the Villanova School of Business, the College of Engineering, the M. Louise Fitzpatrick College of Nursing, the College of Professional Studies and the Villanova University Charles Widger School of Law. Ranked among the nation's top universities, Villanova supports its students' intellectual growth and prepares them to become ethical leaders who create positive change everywhere life takes them.

### VILLANOVA ATHLETICS

Villanova University has a long and storied athletics history defined by excellence both in competition and in the classroom. The Villanova Athletics Department is a community of student-athletes, coaches and staff whose primary focus is to achieve academic excellence, while striving to produce teams and individuals committed to athletic competition and outstanding performance. Villanova Athletics sponsors 24 varsity sports, which together include more than 550 student-athletes. In the classroom, these Villanova student-athletes have registered a grade-point average higher than a 3.0 for 36 consecutive semesters. Three Villanova student-athletes have been named Rhodes Scholars, with numerous others earning Academic All-America distinction. Villanova's athletics history includes 21 NCAA team national championships, as well as 133 conference championships. In addition, at least one Villanovan has participated in every Summer Olympics since 1948. Villanova is a member of the BIG EAST Conference, CAA Football, Colonial Athletic Association (Rowing) and Metro Atlantic Athletic Conference (Water Polo).

### ACADEMICS

The GPA for more than 550 student-athletes during the Spring 2022 semester was 3.425, making it 15 straight semesters that student-athletes have had a GPA of 3.2 or higher. Success in the classroom has been across-the-board for Villanova Athletics, with every one of the 24 varsity sports programs posting a team GPA over a 3.0 in Spring 2022.

Villanova Athletics continues to shine among the brightest collegiate athletics programs in the country for its student-athletes' combination of academic and athletic success. New data on the Academic Progress Rate measure was released by the NCAA in June 2022 and Villanova had 11 of its varsity sport programs earn a perfect 1000 multi-year score. This is the fifth straight year that the Wildcats have had 10 or more teams earn a 1000 score.

## VILLANOVA NOTES

### SERIES NOTES

- ◆ William & Mary has a 19-16-1 advantage over Villanova in a series which predates the teams becoming conference rivals. The first meeting in the series was in 1966 and the Tribe won five of the first six matchups which took place between 1966 and 1978. The lone win for the Wildcats in that stretch came at home in 1969 when Villanova tallied a 35-21 victory.
- ◆ The visiting team has won each of the last five meetings in the series dating back to the 2014 season. Villanova has won each of its last two games at Zable Stadium in 2014 (35-31) and 2019 (35-28), while the Tribe recorded wins at Villanova Stadium in 2015 (38-16), 2018 (24-17) and 2021 (31-18).

### OUTSTANDING OFFENSE

- ◆ Villanova's high-powered offense has produced 41 plays from scrimmage of 20 yards or longer this season, including 18 plays for 40 yards or more through the first eight games. Junior quarterback **Connor Watkins** has 25 pass completions of at least 20 yards and 14 passes of 40+ yards on the year, while the Wildcats also have 16 rushes for 20 yards or more. Villanova's offense was on full display in the games against UAlbany and Hampton with three plays for 70 yards or longer in those two contests. In the win over Hampton, Watkins scored on a 75-yard touchdown run. The week before versus UAlbany saw Watkins throw an 80-yard touchdown pass to senior wide receiver **Rayjuon Pringle**, while senior running back **TD Ayo-Durojaiye** had a 70-yard touchdown run.

### VILLANOVA OFFENSE THIS SEASON

- ▶ 41 plays from scrimmage of 20 yards or longer (25 pass completions, 16 rushes)
- ▶ 14 pass completions of 40+ yards
- ▶ Six pass completions of 60+ yards
- ▶ Two pass completions of 80+ yards
- ▶ Four running plays of 50+ yards
- ▶ 70+ yard touchdown runs in consecutive games against UAlbany and Hampton
- ▶ Averaging 16.3 yards per pass completion and 5.2 yards per rush on the year

### WATKINS SETS A RECORD

- ◆ Junior quarterback **Connor Watkins** set a Villanova record for the longest rushing play by a quarterback when he sprinted down the field for a 75-yard touchdown on the second play from scrimmage in the win over Hampton. The record does not include a play for 89 yards during the 1971 season in which quarterback Daryl Woodring lateraled the ball to wide receiver Mike Siani. There have been 32 rushes of 75 yards or longer in Wildcats history. The longest previous run by a Villanova quarterback based on quickly available record from the past 20 years was a 59-yard run by John Robertson at Maine on October 26, 2013.
- ◆ Watkins finished the Hampton game with 11 rushes for a career-high 130 yards. The total is the most rushing yards in a game for a Wildcats quarterback since Zach Bednarczyk had 157 yards against James Madison on the final day of the 2015 regular season. Watkins is now second on the team this season with 338 rushing yards and he leads Villanova with seven rushing touchdowns. Watkins has 2,074 yards of total offense on the year.

- ◆ In his first season as a starter, Watkins has set two rather interesting records. He made his first career start in the season opener against Lehigh and threw for 298 yards in a 45-17 win. It is the most passing yards ever by a Wildcats quarterback in his first career start. The second record for Watkins came last week with his 75-yard rushing touchdown.

### WHERE HE RANKS — CONNOR WATKINS IN THE FCS STATS THIS SEASON

- ▶ 3rd in the country and first in CAA Football in yards per completion (16.31)
- ▶ 6th in the country and first in CAA Football in yards per attempt (9.20)
- ▶ 18th in the country and third in CAA Football in points responsible for/game (14.7)

# VILLANOVA FOOTBALL GAME NOTES

## VILLANOVA NOTES

### 100 YARDS AND 1000 YARDS

◆ During the Hampton game two weeks ago senior running back **TD Ayo-Durojaiye** became the 37th player in Villanova history to reach 1,000 career rushing yards. He currently has 1,139 rushing yards in his career and a total of 1,580 all-purpose yards. All four of Ayo-Durojaiye's career 100-yard rushing games have come this season.

◆ Ayo-Durojaiye tallied his third straight 100-yard game against Hampton two weeks ago when he rushed a career-high 25 times for 112 yards in the Hampton win. He is the Wildcats first player to record at least three consecutive 100-yard games since Justin Covington topped the 100-yard mark in each of the first five games of the 2019 season. In the last four games Ayo-Durojaiye has run 73 times for 403 yards and a touchdown while averaging 5.5 yards per carry.

### HERE'S THE KICKER

◆ Graduate kicker **Matthew Mercurio** has been a consistent contributor for Villanova in his first year on the Main Line. Through the first nine games of the season, Mercurio leads the team in scoring with 56 points while going a perfect 32-of-32 on PATs and 8-of-10 on field goal attempts. He has made at least one field goal in eight of nine games on the year.

◆ In the game against UAlbany on October 22, Mercurio made a 28-yard field goal as time expired to lift Villanova to a 31-29 victory. It was the first "walk-off" win for the Wildcats since the 2013 season finale when Villanova overcame a 34-12 deficit in the final 8:01 to beat Delaware (35-34) at the buzzer in a Battle of the Blue game at what was then called PPL Park (now Subaru Park). Prior to joining the Wildcats this season, Mercurio played his undergraduate football at San Jose State where he was a two-time honorable mention All-Mountain West selection. Mercurio scored 222 points in three seasons playing for the Spartans while making 90-of-93 PATs and 44-of-54 field goals. He made nine successful field goal attempts of 40 yards or longer.

### RATE OF RETURN

◆ In the game at Richmond on October 15 fifth-year senior **Dez Boykin** became the fifth player in Villanova history to surpass 1,500 career kickoff return yards. He has returned 71 kickoffs for a total of 1,672 yards and an average of 23.5 yards per return during his Wildcats career. Boykin has been at his best through the first eight games of the current season, as his average of 25.3 yards per return ranks second in CAA Football and 21st nationally. He has five returns of 30 yards or longer on the season, including a career-long 68-yard return in the season opener against Lehigh.

## CAA FOOTBALL ALL-TIME LEAGUE RECORDS

Team	Record	Pct.	CAA Titles (Outright-Shared)
Delaware	174-115	.602	10 (3-7)
<b>Villanova</b>	<b>164-112</b>	<b>.594</b>	<b>7 (1-6)</b>
New Hampshire	252-206-10	.549	14 (9-5)
William & Mary	123-108	.532	5 (1-4)
Richmond	141-148	.488	8 (1-7)
Maine	218-246-7	.470	13 (5-8)
Stony Brook	33-38	.465	—
Elon	27-36	.429	—
Towson	56-83	.403	2 (1-1)
Rhode Island	151-318-7	.325	7 (2-5)
UAlbany	21-50	.296	—
Monmouth	2-5	.286	—
Hampton	1-5	.167	—

*Current Members and Regular Season Conference Games Only*

## CAA FOOTBALL

Standings (Top 25)	CAA	Overall
William & Mary (8/8)	5-1	8-1
Richmond (12/13)	5-1	7-2
New Hampshire (21/25)	5-1	6-3
Elon (18/21)	5-2	7-3
Delaware (17/15)	4-2	7-2
Rhode Island (22/22)	4-2	6-3
<b>Villanova</b>	<b>3-3</b>	<b>5-4</b>
Towson	2-4	4-5
Maine	2-4	2-7
Monmouth	2-5	4-6
Hampton	1-5	4-5
Stony Brook	1-5	2-7
UAlbany	1-5	2-7
<b>TOTAL</b>		<b>64-55</b>

### WEEK 11 SCHEDULE

#### Saturday, November 12

<b>Villanova at William &amp; Mary (*)</b> .....	<b>1:00 PM</b>
Maine at UAlbany (*) .....	12:00 PM
Elon at Hampton (*) .....	1:00 PM
Towson at Stony Brook (*) .....	1:00 PM
Rhode Island at New Hampshire (*) .....	1:00 PM
Richmond at Delaware (*) .....	1:00 PM

### WEEK 10 RESULTS

#### Saturday, November 5

<b>Towson 27, Villanova 3 (*)</b>
William & Mary 20, Hampton 14 (*)
Stony Brook 24, Morgan State 22
Rhode Island 26, Maine 22 (*)
Delaware 49, Monmouth 17 (*)
Elon 27, UAlbany 3 (*)
Richmond 40, New Hampshire 34 (*)

### WEEK 10 AWARDS

#### Offensive Player of the Week

Nolan Henderson, Gr., QB .....Delaware

#### Defensive Player of the Week

Marcus Hillman Sr., DB .....Elon

#### Special Teams Player of the Week

D'Aggo Hunter, Sr., KR/PR.....Towson

#### Rookie of the Week

Isaiah Perkins, WR.....Towson

# VILLANOVA FOOTBALL GAME NOTES

## CAREER LEADERS

### RUSHING YARDS

1. Brian Westbrook	4,499	(725 carries)	1997-01
2. John Robertson	3,643	(684 carries)	2012-15
3. Kevin Monangai	3,167	(618 carries)	2011-14
4. Aaron Ball	2,916	(589 carries)	2007-10
5. Vince Thompson	2,533	(628 carries)	1975-78
6. Justin Covington	2,325	(378 carries)	2016-21
7. Aaron Forbes	2,304	(429 carries)	2015-18
8. Terry Butler	2,220	(498 carries)	2001-04
9. Jeff Johnson	2,219	(513 carries)	1989-92
10. Martin Gibson	2,218	(418 carries)	2002-05
11. Curtis Sifford	2,161	(461 carries)	1994-97
12. Chris Whitney	2,160	(581 carries)	2007-10
13. Pat Kennedy	1,950	(375 carries)	1988-91
14. Ralph Pasquariello	1,850	(380 carries)	1946-49
15. Matt Szczur	1,803	(272 carries)	2007-10
16. Pat O'Brien	1,792	(538 carries)	1977-80
17. Anthony Cowsette	1,666	(366 carries)	1993-96
18. Gene Filipski	1,594	(274 carries)	1952-53
19. Kevin Mosley	1,591	(369 carries)	1990-93
20. Peter Lombardi	1,568	(322 carries)	1985-88
21. Jalen Jackson	1,567	(269 carries)	2018-
22. Pete D'Alonzo	1,560	(283 carries)	1948-50
23. DeeWil Barlee	1,552	(321 carries)	2019-

### RECEIVING YARDS

1. Brian Finneran	3,872	1994-97
2. Bob Brady	2,901	1986-89
3. Mike Siani	2,776	1969-71
4. Murle Sango	2,685	1998-01
5. Josh Dolbin	2,660	1994-97
6. Brian Westbrook	2,639	1997-01
7. J.J. Outlaw	2,370	2002-05
8. Jaaron Hayek	2,287	2019-
9. John Dieser	2,210	2002-05
10. John Mastronardo	2,162	1973-76
11. Brian White	2,122	1999-02
12. Brandyn Harvey	1,835	2005-09
13. Norman White	1,787	2008-12
14. Poppy Livers	1,786	2011-14
15. Steve Ward	1,575	1997-00
16. Shaz Brown	1,522	1999-02
17. Kevin Gulyas	1,520	2012-15
18. Rayjuon Pringle	1,514	2019-
19. Matt Szczur	1,485	2007-10
20. Scott Donald	1,462	1989-92

### KICKOFF RETURN YARDS

1. Martin Gibson	2,499	2002-05
2. Brian Westbrook	2,433	1997-01
3. Angelo Babbaro	2,257	2007-10
4. Matt Szczur	1,690	2007-10
5. Dez Boykin	1,672	2018-

## VILLANOVA NOTES

### LIMITING THE DAMAGE

◆ Villanova has done a good job of stopping the opposition after the Wildcats commit a turnover. Although the Wildcats have turned the ball over 12 times in their first nine games and have a minus-one turnover margin on the season, the Villanova defense has given up touchdowns on just two of the 12 opponent drives that began after a turnover. For the season the Wildcats have a 28-17 advantage over its opponents in points off turnovers.

### DEFENSIVE DOINGS

◆ Sophomore linebacker **Brendan Bell** and graduate defensive lineman **Jared Nelson** each recorded career highs in tackles during last week's game at Towson. Bell tallied the first double digit tackle game of his career with 10 total stops, including five solo tackles and five assisted stops. Nelson had career highs of eight total tackles and 2.5 tackles for loss in the contest.

### PUNTING NOTES

◆ Junior punter **William Bartel** was called on 10 times in the game at Towson last week and he delivered career highs with an average of 41.7 yards per punt and four punts placed inside the 20-yard line. Bartel also kicked his longest career punt for 55 yards during the game and finished the day with 10 attempts for a total of 417 yards. It was the first time since November 8, 2003 against Hofstra that the Wildcats punted 10 times in a game.

### AN INCOMPLETE FEELING

◆ The game against Army West Point on September 17 was the fourth in Villanova history in which the Wildcats opponent did not record a single pass completion. The Black Knights ran the ball 55 times and attempted just one pass on a third-and-eight play from the Army West Point nine-yard line in the second quarter. That one pass attempt was broken up by sophomore cornerback **Kshawn Schulters**. The single pass attempt by the Black Knights is the fewest ever in a game by a Villanova opponent, two fewer than the three pass attempts by Miami (Fla.) in a 1957 game. The previous games in which the opposing team did not record a completion were in 1946 (Detroit), 1958 (Richmond) and 1969 (William & Mary).

### GRADUATE TRANSFERS MAKE IMMEDIATE IMPACT

◆ Villanova had three fifth-year transfers make key contributions in a 45-17 win over Lehigh in Week 1. Linebacker **Antonio Montero** from Rice registered a game-high 10 tackles and forced a fumble, linebacker **Danny Abraham** recorded an interception which he returned 32 yards to go along with three tackles on the day, and placekicker **Matthew Mercurio** made a 27-yard field goal in addition to going 6-of-6 on PATs. All three players made their official debut for Villanova when the game was played.

## VILLANOVA VERSUS FCS RANKED OPPONENTS

Villanova...	All-Time (since 1985)	Mark Ferrante Era	2022 Season
vs. Top 25	67-79 (.459)	9-9	0-1
vs. No. 1 Team	3-6 (.333)	0-1	0-0
vs. 1-5	18-13 (.581)	2-2	0-0
vs. 1-10	27-33 (.450)	2-5	0-0
vs. 11-15	14-15 (.483)	2-0	0-0
vs. 16-20	13-15 (.464)	3-1	0-0
vs. 21-25	13-16 (.448)	2-3	0-1
VU Ranked	52-50 (.510)	6-7	0-1
VU Unranked	15-29 (.341)	2-2	0-0
Home	41-29 (.586)	4-3	0-0
Away	25-50 (.333)	5-6	0-1
Conference	49-69 (.415)	6-8	0-1
Non-Conference	18-10 (.643)	3-1	0-0

# VILLANOVA FOOTBALL GAME NOTES

## VILLANOVA NOTES

### SEEING NEW FACES

◆ The Villanova roster has a bit of a different look this season with more than 30 newcomers joining a roster that lost more than a dozen starters from last season, including eight starters lost on defense. During the season opener against Lehigh in Week 1, 11 of the 60 players who saw game action for the Wildcats were making their Villanova debut. In addition, eight different players made the first start of their collegiate careers in the season opener.

### FIRST TIME VILLANOVA STARTERS IN SEASON OPENER AT LEHIGH

- ▶ QB Connor Watkins
- ▶ OL Jake Picard
- ▶ DE Bryce Ganious
- ▶ LB Brendan Bell, Timmy Furgeson, Shane Hartzell
- ▶ CB Christian Sapp, Kshawn Schulters

### SEVENTH-YEAR VETERAN

◆ Graduate student tight end **Tyler Will** is a seventh year collegiate student-athlete this year. Will walked on to the Villanova football team as a senior in school before the 2019 season. He saw most of his time on special teams that year before transitioning to offense during Spring Ball in 2020. Now a veteran of 34 career collegiate games, Will has made eight career receptions for 43 yards and one touchdown to go along with three rushes for 14 yards and a score. On defense and special teams Will has registered 21 total tackles, including eight solo stops and 13 assisted tackles.

### 2022 TEAM CAPTAINS

◆ Villanova's captains this year are senior running back **DeeWil Barlee**, graduate center **Colin Gamroth**, junior safety **Elijah Glover** and seventh-year senior **Tyler Will**.

### PRESEASON RECOGNITION

◆ Villanova was picked as the CAA Football preseason favorite in a poll of league head coaches and sports information directors. The Wildcats earned a total of 270 points in that poll to finish ahead of Delaware (235) and Rhode Island (224). Five players earned individual recognition in preseason balloting. Senior **TD Ayo-Durojaiye** was picked as a CAA Football preseason all-conference selection along with graduate student left guard **Michael Gorbi** and center **Colin Gamroth**. Senior wide receiver **Rayjuon Pringle** also earned preseason selection, while senior **Jaaron Hayek** was an honorable mention choice.

## OVERTIME HISTORY (since 1985)

Year	Opponent	Result	Score
1988	at Boston University	Win	31-24
1989	Connecticut	Win	41-35 6OT
1994	Delaware	Loss	31-38
1995	James Madison	Loss	27-28
1998	Delaware	Win	34-31
1999	at Connecticut	Win	48-45 3OT
1999	Delaware	Win	51-45
2000	William & Mary	Loss	41-48
2001	James Madison	Win	45-44
2003	at Temple	Win	23-20 2OT
2007	Maine	Win	24-17
2007	at Massachusetts	Loss	24-32 4OT
2008	at Penn	Win	20-14
2010	at Delaware	Win	28-21
2014	at Syracuse	Loss	26-27 2OT
2017	at Albany	Loss	10-19
2019	at Towson	Win	52-45
2020	Rhode Island	Loss	37-40

## TODAY'S MATCHUP

### TALE OF THE TAPE

Villanova	CATEGORY	W&M
27.6	Scoring Offense	32.4
26.9	Scoring Defense	20.7
170	First Downs	205
183	First Downs Allowed	183
202.2	Rushing Yards/Game	266.6
198.7	Rushing Defense/Game	148.0
192.1	Passing Yards/Game	175.3
172.8	Passing Defense/Game	198.2
394.3	Total Offense/Game	441.9
371.4	Total Defense/Game	346.2
22.3	Kick Return Average	21.6
0.5	Punt Return Average	9.0
8-59-1	Interception Returns	6-72-1
52-467	Penalties-Yards	56-590
30:18	Time of Possession	31:41
37%	3rd Down Offense	42%
35%	3rd Down Defense	30%
60%	4th Down Offense	64%
60%	4th Down Defense	56%
82% (28-34)	Red Zone Offense	83% (35-42)
83% (25-30)	Red Zone Defense	68% (26-38)
4-2	Fumbles-Lost	11-10
Even	Turnover Margin	-1
80% (8-10)	Field Goals	74% (14-19)
100% (32-32)	PATs	97% (34-35)
9-82	Team Sacks	24-162
17-138	Sacks Allowed	6-28

### PASSING LEADERS

Villanova	CMP	ATT	INT	YDS	TD
Watkins	106	188	11	1729	15
TEAM	106	198	11	1729	15

W&M	CMP	ATT	INT	YDS	TD
Wilson	109	169	6	1512	9
TEAM	114	174	6	1578	11

### RUSHING LEADERS

Villanova	G	ATT	YDS	AVG	TD
Ayo-Durojaiye	9	120	654	5.5	2
Watkins	9	66	345	5.2	7
Jackson	4	57	334	5.9	5
TEAM	9	348	1820	5.2	16

W&M	G	ATT	YDS	AVG	TD
Yoder	8	126	839	6.7	7
Imoh	8	71	595	8.4	9
TEAM	9	406	2399	5.9	24

### RECEIVING LEADERS

Villanova	G	REC	YDS	AVG	TD
Hayek	8	36	810	22.5	8
Pringle	9	24	394	16.5	5
Boykin	9	12	263	21.9	2
TEAM	9	106	1729	16.3	15

W&M	G	REC	YDS	AVG	TD
Pitts	9	18	398	22.1	4
Newton	9	26	389	15.0	3
TEAM	9	114	1595	14.0	11

### DEFENSIVE LEADERS

Villanova	TACK	TFL	SACK	INT	FF-FR
Hartzell	61	7-36	3-30	0-0	1-0
Potter	51	3.5-12	0.5-4	0-0	1-0
TEAM	612	42-166	9-82	8-59	6-5

W&M	TACK	TFL	SACK	INT	FF-FR
Pius	57	16-77	10.5-61	0-0	0-0
Barnes	48	1-1	0-0	2-11	1-0
TEAM	576	48-213	24-162	6-72	10-9

# VILLANOVA FOOTBALL GAME NOTES

## VILLANOVA'S RECORD...

	2022	Ferrante
Overall	5-4	36-25
CAA Football	3-3	22-20
Non-Conference	2-1	14-5
Home	3-1	17-12
Road	2-3	19-13
Neutral	0-0	0-0
Current Streak	L1	L1
Home Streak	W2	W2
Road Streak	L2	L2

Day Games	4-4	26-22
Night Games	1-0	10-3
March	0-0	1-1
April	0-0	1-1
August	0-0	1-0
September	2-2	15-7
October	3-1	8-9
November	0-1	9-6
December	0-0	1-1
Ranked Teams	0-1	9-10
Unranked Teams	5-3	27-15
Overtime	0-0	1-2

### After 1st Quarter

Leading	5-2	30-7
Trailing	0-1	1-10
Tied	0-1	5-8

### Halftime

Leading	5-0	32-5
Trailing	0-4	4-18
Tied	0-0	0-2

### After 3rd Quarter

Leading	5-0	31-4
Trailing	0-3	4-18
Tied	0-1	1-3

### Scoring

Scoring First	5-2	30-9
Opp. Scores First	0-2	6-16
Scoring 0-9	0-1	0-6
Scoring 10-19	0-2	3-9
Scoring 20-29	1-0	6-5
Scoring 30-39	2-0	14-3
Scoring 40+	2-1	13-2
Allowing 0-9	0-0	11-0
Allowing 10-19	2-0	13-4
Allowing 20-29	3-2	9-8
Allowing 30-39	0-0	2-8
Allowing 40+	0-2	1-5

### Game Decided By

0-9 Points	1-1	12-12
10-19 Points	2-1	5-6
20+ Points	2-2	19-7

### Statistics

Outgain opp.	5-1	31-6
Outgained by opp.	0-3	5-19
VU 100-yard rusher	3-2	17-4
VU 100-yard receiver	4-1	15-9
VU 300-yard passer	0-0	3-4
Opp. 100-yard rusher	0-3	2-11
Opp. 100-yard receiver	1-0	8-10
Opp. 300-yard passer	1-0	5-6

### Turnovers

No turnovers	3-0	14-3
1-2 turnovers	1-4	17-16
3+ turnovers	1-0	5-6
No takeaways	0-1	1-6
1-2 takeaways	4-3	23-17
3+ takeaways	1-0	12-2
Win turnover margin	3-1	22-5
Lose turnover margin	1-2	4-13
Turnovers tied	1-0	10-5

## STATISTICAL RANKINGS

### Team Stats

	CAA	FCS	Stat
<b>Offense</b>			
First Downs	9	68	170
Scoring Offense	7	56	27.6
Total Offense	7	37	394.3
Rushing Offense	3	20	202.2
Passing Offense	10	87	192.1
Passing Efficiency	7	42	140.78
3rd Down Pct.	11	74	37.4
4th Down Pct.	4	22	60.0
Sacks Allowed	5	52	17
Red Zone Offense	9	51	82.4

### Defense

First Downs Allowed	6	60	183
Scoring Defense	8	53	26.9
Total Defense	6	52	371.4
Rushing Defense	13	103	198.7
Passing Defense	2	5	172.8
Passing Def. Efficiency	6	61	132.96
Opp. 3rd Down Pct.	4	22	34.5
Opp. 4th Down Pct.	11	100	60.0
Team Sacks	13	118	9
Red Zone Defense	4	69	83.3

### Special Teams

Kickoff Returns	2	28	22.32
Kickoff Ret. Def.	5	28	17.69
Punt Returns	13	122	0.5
Net Punting	13	115	31.54
Field Goal Pct.	2	N/A	80.0
PAT Percentage	1	N/A	100.0

### Miscellaneous

Time of Possession	5	49	30:18
Turnover Margin	7	56	Even
Penalty Yards/Game	8	55	51.89

### Player Stats\*

	CAA	FCS	Stat
<b>Dez Boykin</b>			
Kickoff Returns	2	21	25.3
Combined Kick Returns	3	14	506

### Jaaron Hayek

Yards/Reception	1	2	22.50
Receiving Yards/Game	1	5	101.3
Receiving Yards	1	13	810
Receiving Touchdowns	1	16	8

### Matthew Mercurio

Field Goal Percentage	1	19	80.0
-----------------------	---	----	------

### Tyrell Mims

Fumble Recoveries	2	10	2
-------------------	---	----	---

### Connor Watkins

Yards/Completion	1	3	16.31
Yards/Attempt	1	6	9.20
Points Responsible/Gm	3	18	14.7

*n/a Team stat not kept in FCS national stats*

*\* Players who rank in the top three in the CAA*

## WILDCATS IN THE NFL

### CURRENT NFL ROSTERS

Christian Benford, Bills  
 Austin Calitro, Giants  
 Ethan Greenidge, Saints (reserve list)  
 Tanoh Kpassagnon, Saints  
 Forrest Rhyne, Colts (practice squad)

### ALL-TIME NFL DRAFT PICKS

Year	Name	Rd	Team
1936	Eddie Michaels	2	Bears
1938	John Mellus	7	Giants
1940	Andy Chisick	7	Cardinals
1943	George Smith	21	Cardinals
1943	Steve Pritko	28	Rams
1944	Val Jansante	10	Steelers
1944	Al Postus	20	Eagles
1947	Bob David	25	Rams
1949	Lou Ferry	3	Packers
1949	Ed Berrang	5	Redskins
1950	Ralph Pasquariello	1	Rams
1950	John Sandusky	2	Browns
1950	Steve Roomanik	3	Bears
1950	Dan Brown	11	Redskins
1951	Pete D'Alonzo	4	Lions
1953	Gene Filipski	7	Browns
1956	Don McComb	21	Giants
1957	Joe Ryan	25	Bears
1962	Frank Budd	7	Eagles
1962	Sam Gruneisen		Chargers
1963	Larry Glueck	3	Bears
1963	Billy Joe		Broncos
1965	Mike Strofolino	4	Rams
1965	Al Atkinson		Bills
1969	Rich Moore	1	Packers
1969	John Sodaski	9	Steelers
1970	Billy Walik	11	Eagles
1972	Mike Siani	1	Raiders
1972	John Babinecz	2	Cowboys
1972	Ernie Messmer	13	Steelers
1973	Kevin Reilly	7	Dolphins
1974	Joe Miller	11	Redskins
1974	John Givens	14	Falcons
1975	John Zimba	5	Browns
1976	Gary Shugrue	11	Lions
1976	Steve Ebbecke	13	Eagles
1977	John Mastronardo	10	Eagles
1981	Howie Long	2	Raiders
1981	David Martin	9	Lions
2002	Brian Westbrook	3	Eagles
2008	Matt Sherry	6	Bengals
2011	Ben Ijalana	2	Colts
2017	Tanoh Kpassagnon	2	Chiefs
2017	Brad Seaton	2	Titans
2022	Christian Benford	6	Bills

# VILLANOVA FOOTBALL GAME NOTES

## COMPLETE STUDENT-ATHLETES

### ACADEMIC HIGHLIGHTS

#### NCAA PUBLIC RECOGNITION AWARD

■ Each year the NCAA recognizes programs that have a multi-year Academic Progress Rate (APR) score that ranks within the top 10 percent of their sport nationwide. Villanova has earned this award nine times in the 16-year history of the APR program, including in four of the last six years for which data is available.

■ Villanova was one of just five FCS programs in 2017-18 to have both its football and men's basketball programs each public recognition awards.

■ The football team has set a new program record for its highest APR score in four of the last six years.

#### ACADEMIC ALL-AMERICANS

■ One of the highest honors that a student-athlete can achieve is to be named an Academic All-American, an award which encompasses both academic achievement as well as contributions on the field. Villanova has had 12 football student-athletes earn a total of 14 Academic All-America honors over the years.

#### CAA TEAM ACADEMIC EXCELLENCE

■ Villanova was the winner of the CAA Football Team Academic Excellence Award for both the 2016-17 and the 2017-18 school years. The award is presented at the end of each academic year to the conference school with the highest team GPA.

#### CAA SCHOLAR-ATHLETE OF THE YEAR

■ Villanova has had five student-athletes be named the CAA Football Scholar-Athlete of the Year. Nominees for the award must have attained senior standing academically and have a cumulative GPA of 3.0 or higher.

#### CAA ACADEMIC HONOR ROLL

■ Student-athletes with a semester GPA of 3.0 or higher are named to the CAA Commissioner's Academic Honor Roll. Villanova had 55 honorees for the Fall 2021 semester and 48 student-athletes achieve this distinction for the Spring 2022 term.

#### ACADEMIC ALL-AREA TEAMS

■ In conjunction with the *Philadelphia Inquirer*, the sports information directors at the colleges and universities in the Philadelphia area (PhillySIDA) name an Academic All-Area team and a football Performer of the Year each season. In the 15 years of the Academic All-Area program, which started with the 2005-06 academic year, the football team has had a total of 54 selections to the Academic All-Area Team. In addition, the Wildcats have had five Performers of the Year.

#### NCAA PUBLIC RECOGNITION AWARD

- 2004-05
- 2005-06
- 2006-07
- 2007-08
- 2008-09
- 2014-15
- 2015-16
- 2016-17
- 2017-18

#### ACADEMIC ALL-AMERICANS

- David Graziano 1975, 1976
- Ron Sency 1987
- Rich Spugnardi 1987
- Bob Brady 1988
- Peter Lombardi 1988
- Scott Rushton 1988
- Kevin Martchek 1990
- Tim Matas 1992
- Gregg Ziegler 1994
- Deon Jackson 1996
- Raymond Ventrone 2003
- Don Cherry 2014, 2015

#### CAA ACADEMIC EXCELLENCE AWARD

- Villanova 2016-17
- Villanova 2017-18

#### CAA SCHOLAR-ATHLETE OF THE YEAR

- Matt Sherry 2007-08
- Osayi Osunde 2009-10
- Don Cherry 2014-15
- Jake Prus 2015-16
- Colin Gamroth 2021-22

#### ACADEMIC HONOR ROLL SELECTIONS\*

- 1988-89 5
- 1989-90 9
- 1990-91 6
- 1992-93 4
- 1993-94 8
- 1994-95 14
- 1995-96 7
- 1996-97 6
- 1997-98 1
- 1998-99 7
- 1999-00 4
- 2000-01 5
- 2001-02 5
- 2002-03 13
- 2003-04 10
- 2004-05 9
- 2005-06 10
- 2006-07 9
- 2007-08 11
- 2008-09 7
- 2009-10 7
- 2010-11 8
- 2011-12 12
- 2012-13 11
- 2013-14 16
- 2014-15 20
- 2015-16 42
- 2016-17 42
- 2017-18 46
- 2018-19 (Fall) 41
- 2018-19 (Spring) 38
- 2019-20 (Fall) 45
- 2019-20 (Spring) 52
- 2020-21 (Fall) 43
- 2020-21 (Spring) 51
- 2021-22 (Fall) 55
- 2021-22 (Spring) 48

\* Criteria for this award has periodically changed over the years.

#### ACADEMIC ALL-AREA PERFORMERS OF THE YEAR

- Brian Hulea 2005-06
- Matt Sherry 2007-08
- Osayi Osunde 2009-10
- Chris Whitney 2010-11
- Forrest Rhyne 2021-22

#### ACADEMIC ALL-AREA SELECTIONS

- Brian Hulea 2005-06
- Adam James 2005-06
- Frank Jankowski 2005-06

- Allyn Bacchus 2006-07

- Idriz Bauta 2007-08
- Osayi Osunde 2007-08
- Matt Sherry 2007-08

- Angelo Babbaro 2008-09
- Idriz Bauta 2008-09
- Osayi Osunde 2008-09
- Chris Whitney 2008-09

- Angelo Babbaro 2009-10
- Osayi Osunde 2009-10
- Chris Whitney 2009-10

- Angelo Babbaro 2010-11
- Chris Whitney 2010-11

- Josh Bucci 2011-12
- Craig James 2011-12
- Nick Yako 2011-12

- Josh Bucci 2012-13
- Bill Vogel 2012-13

- Don Cherry 2013-14
- Kevin Gulyas 2013-14
- Cameron McCurry 2013-14
- Bill Vogel 2013-14

- Don Cherry 2014-15
- Kevin Gulyas 2014-15
- Ross Hall 2014-15
- Cameron McCurry 2014-15
- Jake Prus 2014-15

- Don Cherry 2015-16
- Kevin Gulyas 2015-16
- Tanoh Kpassagnon 2015-16
- Jake Prus 2015-16

- Ryan Bell 2016-17
- Tanoh Kpassagnon 2016-17
- Rob Rolle 2016-17

- Matt Donoghue 2017-18
- John Hinch 2017-18
- Ricky Young 2017-18

- Keeling Hunter 2018-19
- Drew Kresge 2018-19
- Chucky Smith 2018-19
- Jeff Steeb 2018-19

- Colin Gamroth 2019-20
- Paul Grattan 2019-20
- Forrest Rhyne 2019-20
- Chucky Smith 2019-20

- Cole Bunce 2021-22
- Justin Covington 2021-22
- Malik Fisher 2021-22
- Colin Gamroth 2021-22
- Jaaron Hayek 2021-22
- Forrest Rhyne 2021-22

# VILLANOVA FOOTBALL GAME NOTES

## VILLANOVA HEAD COACH MARK FERRANTE



Coming off a breakthrough season which included a conference title, FCS playoff appearance and his first Coach of the Year award, Mark Ferrante has Villanova riding a wave of momentum entering his sixth season as head coach. Ferrante begins the 2022 campaign with a career record of 31-21 (.596), including 19 regular season CAA Football wins. He is in his 36th year overall with the Wildcats including his time as head coach and 30 years as an assistant from 1987-2016. Ferrante has been a part of 248 victories and all 14 of the program's FCS playoff appearances during his Villanova tenure.

In addition to being named the CAA Football Coach of the Year last season, Ferrante was the 2021 winner of the AFCA FCS Region 1

Coach of the Year award. That honor made him a finalist for National Coach of the Year consideration and earned him recognition at the AFCA national convention following the season. Ferrante guided the Wildcats to a 10-3 record a year ago and Villanova won a share of the CAA Football title while securing the league's automatic bid to the FCS playoffs. It is the second straight full season (2019, 2021) in which Ferrante guided the Wildcats to postseason play.

Villanova hosted two playoff games last year and advanced to the quarterfinal round of the Division I Football Championship to finish the year ranked in the top-10 nationally (No. 8) in both FCS national polls for the first time since 2014. The Wildcats tallied their seventh season in program history with at least 10 wins and achieved success by playing - and beating - some of the top FCS teams in the nation. Villanova's 10-3 record included four victories over Top 25 opponents, including No. 3 James Madison, No. 18 Rhode Island, No. 21 Richmond and No. 24 Holy Cross. Ferrante led the Wildcats to a 7-1 record against a challenging CAA Football schedule to mark the fifth season since 1988 in which the team had no more than one loss in conference play.

There was star power in all facets of the game for Villanova last season, with Ferrante coaching 11 players who had an opportunity to continue their football careers beyond the college ranks. The group included cornerback Christian Benford who was a sixth round draft pick of the Buffalo Bills. Fellow corner Denzel Williams signed a free agent contract with the Baltimore Ravens and linebacker Forrest Rhyne was inked to a free agent contract by the Indianapolis Colts. Benford and Rhyne were consensus first team All-Americans in 2021, while offensive lineman Michael Corbi was also a 2021 All-America selection and was one of 13 Wildcats who were named to the CAA Football All-Conference teams.

In the first five seasons that Ferrante has been head coach the Wildcats have had five major conference award winners and 38 CAA Football All-Conference selections, including 12 first team picks. Christian Benford was the CAA Defensive Rookie of the Year in 2018 and Villanova had consecutive winners of the prestigious Chuck Boone Leadership and Excellence Award which is presented to one senior student-athlete who embodies the highest standards of leadership, integrity, teamwork, and sportsmanship in academics and athletics. Chucky Smith was the 2019 winner of the award and Justin Covington earned the honor for the 2020 season.

Outside of football the Wildcats student-athletes have consistently excelled in their academic pursuits during Ferrante's head coaching tenure. Villanova ranked second in CAA Football in the most recent NCAA Graduation Success Rate (GSR) data which was released in December 2021. The Wildcats had a 95 percent rate and topped all CAA schools with a matching 95 percent federal rate. Additionally, Villanova recorded a multi-year Annual Progress Rate (APR) score of 976 which was well above the average score of 959 for FCS programs.

The Wildcats were named the of the CAA Football Team Academic Excellence Award for having the highest GPA among the league's football members in both 2016-17 and 2017-18. On an individual level, football student-athletes have had 419 honorees on the CAA Football All-Academic Team and 361 selections to the Athletic Director's Honor Roll during Ferrante's time as head coach. In 2021-22 alone, Villanova had 73 members of the AD's Honor Roll who each posted a semester GPA of 3.2 or higher. Meanwhile, there were 103 selections from the Wildcats to the CAA All-Academic Team in 2021-22.

### FERRANTE YEAR BY YEAR

AS HEAD COACH			
Year	School	Record	Conference
2017	Villanova	5-6	3-5
2018	Villanova	5-6	2-6
2019	Villanova	9-4	5-3
2020	Villanova	2-2	2-2
2021	Villanova	10-3	7-1
2022	Villanova	5-4	3-3
<b>Total</b>	<b>6 Seasons</b>	<b>36-25</b>	<b>22-20</b>

### AS ASSISTANT COACH

Year	School	Record	Postseason
1983	St. Lawrence	5-3-1	
1984	Wagner	6-4	
1985	Lafayette	6-5	
1986	Lafayette	6-5	
1987	Villanova	6-4	
1988	Villanova	5-5-1	
1989	Villanova	8-4	FCS First Round
1990	Villanova	6-5	
1991	Villanova	10-2	FCS First Round
1992	Villanova	9-3	FCS First Round
1993	Villanova	3-8	
1994	Villanova	5-6	
1995	Villanova	3-8	
1996	Villanova	8-4	FCS First Round
1997	Villanova	12-1	FCS Quarterfinals
1998	Villanova	6-5	
1999	Villanova	7-4	
2000	Villanova	5-6	
2001	Villanova	8-3	
2002	Villanova	11-4	FCS Semifinals
2003	Villanova	7-4	
2004	Villanova	6-5	
2005	Villanova	4-7	
2006	Villanova	6-5	
2007	Villanova	7-4	
2008	Villanova	10-3	FCS Quarterfinals
2009	Villanova	14-1	FCS Champions
2010	Villanova	9-5	FCS Semifinals
2011	Villanova	2-9	
2012	Villanova	8-4	FCS First Round
2013	Villanova	6-5	
2014	Villanova	11-3	FCS Quarterfinals
2015	Villanova	6-5	
2016	Villanova	9-4	FCS First Round

### FERRANTE RECORD BY OPPONENT

Opponent	Record	Last Meeting
Army West Point	0-1	2022 (L, 10-49)
Bucknell	3-0	2021 (W, 55-3)
Colgate	1-0	2019 (W, 34-14)
Delaware	4-1	2021 (W, 21-13)
Elon	1-1	2021 (W, 35-0)
Hampton	1-0	2022 (W, 24-10)
Holy Cross	1-0	2021 (W, 21-16)
James Madison	1-3	2021 (W, 28-27)
Lafayette	1-0	2017 (W, 59-0)
Lehigh	5-0	2022 (W, 45-17)
LIU	2-0	2022 (W, 38-21)
Maine	4-1	2022 (W, 45-20)
Monmouth	0-1	2022 (L, 42-49)
New Hampshire	0-2	2019 (L, 20-28)
Penn State	0-1	2021 (L, 17-38)
Rhode Island	1-2	2021 (W, 44-0)
Richmond	3-2	2022 (L, 10-20)
South Dakota State	0-1	2021 (L, 21-35)
Southeastern Louisiana	0-1	2019 (L, 44-45)
Stony Brook	2-2	2021 (W, 33-14)
Temple	1-1	2018 (W, 19-17)
Towson	2-2	2022 (L, 3-27)
UAlbany	2-1	2022 (W, 31-29)
William & Mary	1-2	2021 (L, 18-31)

# VILLANOVA FOOTBALL GAME NOTES

## MARK FERRANTE / VILLANOVA COACHING STAFF

Ferrante and the Wildcats made the most out of the opportunity to play four games in a shortened Spring 2021 season and use the experience gained from those games moving forward. The spring games were officially recognized as the 2020 season and Villanova tallied a 2-2 record in four contests against CAA foes, including road wins over Stony Brook and Maine. The abbreviated season had its share of highlights, with eight players chosen for the CAA Football All-Conference teams. Corbi, Rhyne and defensive lineman Malik Fisher were each named first team All-CAA selections.

Villanova came off a 2019 season in which it was ranked as high as No. 5 in the nation. Ferrante guided the Wildcats to a 9-4 record and the program's seventh FCS playoff berth in the previous 12 years in 2019. After being picked to finish ninth in CAA Football before the season the team raced out of the gates with a 6-0 record, including a 3-0 mark in league play by the midpoint of the season. Villanova had 10 players earn All-CAA accolades, including a trio of first team selections in Rhyne, offensive lineman Paul Grattan and punter Nathan Fondacaro.

Eight players have signed NFL free agent contracts since Ferrante became head coach, with the aforementioned Rhyne and Williams joining offensive tackle Brandon Hitner (LA Rams); safety Rob Rolle (Miami Dolphins); offensive lineman Ethan Greenidge (New Orleans Saints); defensive back Trey Johnson (Pittsburgh Steelers); defensive back Malik Reaves (Kansas City Chiefs); and linebacker Ed Shockley (Dallas Cowboys).

Ferrante leads one of the nation's elite FCS programs after playing an instrumental role in the Wildcats rise to national prominence. He has been a part of the coaching staff for all 14 of Villanova's appearances in the FCS playoffs, including the 2009 national championship season and a 2010 semifinal appearance while serving as the Assistant Head Coach on Andy Talley's staff. Ferrante has been a part of Villanova teams that have won seven CAA titles, three Lambert Mead-owlands Cups and three ECAC Team of the Year awards.

Ferrante's success during his years as an assistant coach were recognized by others outside the Villanova program. At the end of the 2015 season he was named the FCS Assistant Coach of the Year by the American Football Coaches Association (AFCA). This award was first presented in 1997 and was created to honor assistant coaches who excel in community service, commitment to student-athletes and on-field coaching success. Ferrante was involved in all aspects of the

Villanova program during his time as an assistant on Andy Talley's staff. On the field he coached the offensive line for 27 seasons and developed a unit that was perennially one of the best in CAA Football. Over the years he coached three All-Americans, 11 All-East performers and 15 first team all-conference selections. The offensive line had 17 All-CAA selections in a nine-year span, including three-time first team honoree Ben Ijalana along with first team selections Brant Clouser (2010), Dan Shirey (2011) and Vince Kowalski (2014).

Two of Ferrante's players went on to be selected in the NFL Draft. Ijalana was a second round selection by the Indianapolis Colts in 2011 and Brad Seaton was picked in the seventh round by the Tennessee Titans in 2017. Ijalana was a two-time All-American (2009, 2010) and a three-time first team All-CAA selection during his collegiate career. Villanova reached the FCS playoffs in each of his last three seasons on the team, winning the 2009 national title and advancing to the semifinal round a year later. Seaton was a second team CAA Football All-Conference selection in 2016 when the offensive line enabled the Wildcats to average 206.3 rushing yards and 378.7 yards of total offense per game. Villanova ranked third in the CAA and 24th nationally in rushing offense in addition to ranking fourth in the league in total offense and fifth with a scoring average of 24.4 points per game.

The other All-Americans Ferrante mentored are Eamonn Allen (2001) and Bryan Russo (1989). Allen earned first team Associated Press All-America recognition in 2001 and was also a first team All-East and first team All-Atlantic 10 selection. Russo was chosen as an All-American by the Sports Network and the American Football Coaches Association as a senior in 1989 when he was also a first team all-conference and an All-ECAC selection. He was inducted to Villanova's Varsity Club Hall of Fame in 2007.

Ferrante was a standout collegiate performer in his own right prior to joining the football coaching ranks. He was the quarterback for Andy Talley at St. Lawrence where he was named the 1982 Division III Player of the Year to go along with first team All-East honors. Ferrante directed the offense for a St. Lawrence team that went 10-1 during the 1982 season and reached the national semifinals in the playoffs.


Ferrante and his wife, Georgea, reside in Phoenixville, Pa. The couple has a son, Jimmy, who earned his undergraduate degree from Villanova in 2018.



**Mark Ferrante**  
Head Coach




**Chris Boden**  
Offensive Coordinator  
Quarterbacks



**Ross Penny Packer**  
Defensive Coordinator  
Defensive Line



**Sean Devine**  
Offensive Run Game Coord.  
Offensive Line



**David Riede**  
Recruiting Coordinator  
Linebackers




**Nate Pagan**  
Wide Receivers



**Matt Colangelo**  
Special Teams Coord.  
Safeties



**Josh Fletcher**  
Running Backs



**Dustin Johnson**  
Cornerbacks



**Lachlan Kline**  
Tight Ends



**Pat Crowley**  
Defensive Assistant



**TJ Landis**  
Coord. of Video Ops. &  
Administrative Services



**Tyler Waite**  
Athletic Trainer



**Mike Tucker**  
Strength & Conditioning

# VILLANOVA FOOTBALL GAME NOTES

## NUMERICAL ROSTER

No.	Name	Pos.	Cl.	Ht.	Wt.	Hometown	No.	Name	Pos.	Cl.	Ht.	Wt.	Hometown
0	Isas Waxter	DB	Sr.	6-2	215	Newark, N.J.	43	Nino Betances	DB	Fr.	5-10	175	Brooklyn, N.Y.
0	Tyler Will	TE	Gr.	6-1	255	Newtown Square, Pa.	44	Richie Kimmel	LB	So.	6-1	225	Holmes, Pa.
1	TD Ayo-Durojaiye	RB	Sr.	5-11	210	Damascus, Md.	45	Jordan Nelson	LB	So.	6-2	225	Palmerton, Pa.
2	Jalen Jackson	RB	Gr.	5-9	220	Richmond, Va.	46	Jared Nelson	DL	Gr.	6-3	290	Glastonbury, Conn.
3	Elijah Glover	DB	Jr.	6-1	205	Pleasantville, N.J.	47	Jalen Howard	DL	Jr.	6-1	265	Woodbridge, Va.
4	Connor Watkins	QB	Jr.	6-3	225	Williamsport, Pa.	48	Chris Dobrydney	WR	Fr.	5-10	180	Fairfax, Va.
5	Kshawn Schulters	DB	So.	6-1	190	Roselle, N.J.	49	Julian Glantz	RB	Fr.	6-0	185	Scarsdale, N.Y.
6	Ricky Ortega	QB	So.	5-10	185	Coatesville, Pa.	50	Adam Vanino	LS	Fr.	5-11	245	West Lawn, Pa.
7	Jalen Goodman	DB	Jr.	6-0	195	Narberth, Pa.	51	Dale Law	LB	Fr.	6-1	215	West Chester, Pa.
8	Antonio Montero	LB	Gr.	6-0	225	Eden Prairie, Minn.	54	Mike Kennedy	DL	Fr.	6-1	290	Greenville, S.C.
9	Ty Trinh	DB	So.	5-11	200	Owings Mills, Md.	55	Bryce Ganious	DL	So.	6-2	280	Houston, Texas
10	Dez Boykin	WR	Gr.	5-9	195	Whitehall, Pa.	58	Ben Wheless	LS	So.	5-11	220	Raleigh, N.C.
11	Jaaron Hayek	WR	Sr.	6-1	195	Wayne, N.J.	60	Jacob Walton	OL	Sr.	6-3	290	Lansdale, Pa.
12	Tanner Maddocks	QB	Fr.	6-1	180	Reading, Pa.	61	Dan McManus	OL	Fr.	6-4	240	Havertown, Pa.
13	Ethan Carr	WR	R-Fr.	6-2	200	Harrison City, Pa.	62	Colin Gamroth	OL	Gr.	6-4	305	Mercer Island, Wash.
14	Jonnie Pitman	DB	Gr.	5-11	185	Temple Hills, Md.	63	Quin Whalen	OL	Fr.	6-4	255	Chalfont, Pa.
15	Jaquan Allen	WR	Jr.	6-1	205	East Hartford, Conn.	65	Ian Erickson	OL	R-Fr.	6-6	325	Atlanta, Ga.
15	Dan Damico	LB	Gr.	6-0	240	Manlius, N.Y.	66	James Petrovcik	OL	Sr.	6-3	295	Westfield, N.J.
16	Jack Ryder	QB	Fr.	6-2	185	Media, Pa.	69	Jake Picard	OL	So.	6-3	290	Hope, R.I.
17	Irene Ngabonziza	WR	R-Fr.	5-9	185	Fort Worth, Texas	70	Wyatt Hummel	OL	Jr.	6-6	315	Dallas, Texas
18	Matt O'Connor	QB	Sr.	6-2	205	Narberth, Pa.	72	Jaden Rolling	OL	Jr.	6-5	320	Brooklyn, N.Y.
19	Rayjuon Pringle	WR	Jr.	5-9	190	Dumfries, Va.	73	Michael Corbi	OL	Gr.	6-3	335	Arnold, Md.
20	Josh Slay	LB	Jr.	5-11	220	Douglasville, Ga.	74	Temi Ajiro-tutu	OL	So.	6-4	310	Queens, N.Y.
21	Eli Smith	RB	Fr.	6-0	190	Houston, Texas	75	Stephane Voltaire	OL	R-Fr.	6-5	295	Marion, Mass.
22	Matt Colantuono	RB	So.	5-9	175	Warren, N.J.	77	Erik Bockisch	OL	R-Fr.	6-4	290	Wiesengrund, Germany
22	Jon Wyatt	DB	Fr.	6-2	175	Somerset, N.J.	79	Nick Torres	OL	Sr.	6-6	320	Whitestone, N.Y.
23	Josh Oluremi	DB	Fr.	6-3	185	Avenel, N.J.	80	Nathaniel Hill	WR	Fr.	6-3	205	Dallas, Texas
24	Devon Marshall	DB	Fr.	6-0	190	Boston, Mass.	81	Mitchell Bothwell	TE	So.	6-5	240	Fort Worth, Texas
25	Christian Sapp	DB	So.	6-0	195	East Stroudsburg, Pa.	82	Jaylan Sanchez	WR	Fr.	6-0	190	North Bergen, N.J.
26	Tyrell Mims	DB	So.	5-10	190	Philadelphia, Pa.	83	Luke Daly	WR	Fr.	6-1	180	Rye, N.Y.
27	Danny Abraham	LB	Gr.	5-11	220	Randolph, Mass.	84	Daniel Lopes	WR	R-Fr.	6-2	200	Cheshire, Conn.
28	DeeWil Barlee	RB	Sr.	5-8	205	Upper Darby, Pa.	85	Jack Stanton	TE	Jr.	6-2	235	Alpharetta, Ga.
29	Derek Marrero	DB	Fr.	5-10	180	New Windsor, N.Y.	86	Tim Brown	WR	Fr.	5-10	180	Philadelphia, Pa.
31	Shane Hartzell	LB	R-Fr.	6-0	225	Perkasie, Pa.	87	Charlie Gilroy	TE	Sr.	6-5	255	Wilmette, Ill.
32	JR Strauss	LB	Fr.	6-3	220	Reading, Pa.	88	Antonio Johnson	TE	R-Fr.	6-4	255	Fort Lauderdale, Fla.
33	Turner Inge	LB	Fr.	6-1	210	Williamstown, N.J.	89	James Welde	TE	R-Fr.	6-4	240	Havertown, Pa.
34	Ethan Potter	DB	So.	5-11	205	Chesapeake City, Md.	90	Jake Green	DL	So.	6-0	285	Ashland, Pa.
35	Brendan Bell	LB	So.	6-2	225	Basking Ridge, N.J.	91	Ayden Howard	DL	So.	6-2	290	McKinney, Texas
36	Isaiah Wright	RB	Fr.	5-8	185	Douglasville, Pa.	93	William Bartel	K	Jr.	5-9	185	Providence, R.I.
37	Hunter Cusimano	DB	Sr.	6-1	205	Greenwich, Conn.	94	Garrett Zobel	DL	Sr.	6-2	295	Hatfield, Pa.
38	John Rhodan	DB	So.	5-11	190	Elkton, Md.	95	Jake Northrop	DL	Sr.	6-3	270	Fairfield, Conn.
39	Matthew Mercurio	K	Gr.	6-1	175	Salinas, Calif.	97	Daniel Mueller	P	Fr.	5-10	180	Ephrata, Pa.
40	Colin Kennedy	LB	Fr.	6-1	225	Fair Haven, N.J.	98	Obinna Nwobodo	DL	So.	6-3	305	Wilmington, Del.
41	Garrett Rogn	DB	Fr.	6-2	175	Mercer Island, Wash.	99	CJ Pressley	DL	Jr.	6-4	285	Philadelphia, Pa.
42	Timmy Furguson	LB	So.	6-2	225	Gaithersburg, Md.							

## PRONUNCIATION GUIDE

0	Isas Waxter	ice-iss (goes by ice) waxter (rhymes with baxter)	69	Jake Picard	pa-card
1	TD Ayo-Durojaiye	I-O dur-o-zj-l-ay	70	Wyatt Hummel	why-it
5	Kshawn Schulters	K-Shawn shull-ters	73	Michael Corbi	core-B
9	Ty Trinh	trinn	74	Temi Ajiro-tutu	tem-ee ah-joro-two-two
11	Jaaron Hayek	jare-inn / hay-ick	75	Stephane Voltaire	ste-fon vole-tare
15	Jaquan Allen	J-kwon	89	James Welde	well-D
15	Dan Damico	duh-MEE-ko	93	William Bartel	bar-tell
17	Irene Ngabonziza	i-ruh-nay gob-on-zee-zuh	94	Garrett Zobel	zo-bull
19	Rayjuon Pringle	ray-zjahn	98	Obinna Nwobodo	o-binn-uh wa-BO-doe
22	Matt Colantuono	collin-TOO-oh-no			
37	Hunter Cusimano	coose-a-mon-no			
38	John Rhodan	rho-dann			
39	Matthew Mercurio	mer-CURE-ee-oh			
50	Adam Vanino	vuh-NEE-no			
55	Bryce Ganious	gain-E-us			
58	Ben Wheless	wheel-iss			
62	Colin Gamroth	gam-roth			
66	James Petrovcik	pet-RO-chick			

# VILLANOVA FOOTBALL GAME NOTES

## OFFENSIVE DEPTH CHART

Pos.	No.	Name	Cl.	Ht.	Wt.	Hometown	Pronunciation
QB	4	Connor Watkins	Jr.	6-3	225	WilliamSPORT, Pa.	
	18	Matt O'Connor	Sr.	6-2	205	Narberth, Pa.	
RB	1	TD Ayo-Durojaiye	Sr.	5-11	210	Damascus, Md.	I-O dur-o-zj-I-ay
	28	DeeWil Barlee	Sr.	5-8	205	Upper Darby, Pa.	
WR	10	Dez Boykin	Gr.	5-9	195	Whitehall, Pa.	
	15	Jaquan Allen	Jr.	6-1	205	East Hartford, Conn.	J-kwon
WR	19	Rayjuon Pringle	Jr.	5-9	190	Woodbridge, Va.	ray-zjahn
	80	Nathaniel Hill	Fr.	6-3	205	Dallas, Texas	
WR	82	Jaylan Sanchez	Fr.	6-0	190	North Bergen, N.J.	
	84	Daniel Lopes	R-Fr.	6-2	200	Cheshire, Conn.	
TE	87	Charlie Gilroy	Sr.	6-5	255	Wilmette, Ill.	
	85	Jack Stanton	Jr.	6-2	235	Alpharetta, Ga.	
RT	79	Nick Torres	Sr.	6-6	320	Whitestone, N.Y.	
	70	Wyatt Hummel	Jr.	6-6	315	Dallas, Texas	why-it
LT	74	Temi Ajrotutu	So.	6-4	310	Queens, N.Y.	tem-ee / aj-joro-two-two
	75	Stephane Voltaire	R-Fr.	6-5	295	Marion, Mass.	ste-fon vole-tare
C	62	Colin Gamroth	Gr.	6-4	305	Mercer Island, Wash.	
(or)	69	Jake Picard	So.	6-3	290	Hope, R.I.	pa-card
LG	66	James Petrovcik	Sr.	6-3	295	Westfield, N.J.	pet-RO-chick
	70	Wyatt Hummel	Jr.	6-6	315	Dallas, Texas	why-it
RG	73	Michael Corbi	Gr.	6-3	335	Annapolis, Md.	core-B
	69	Jake Picard	So.	6-3	290	Hope, R.I.	pa-card

## DEFENSIVE DEPTH CHART

Pos.	No.	Name	Elig.	Ht.	Wt.	Hometown	Pronunciation
DE	55	Bryce Ganius	So.	6-2	280	Houston, Texas	
	99	CJ Pressley	Jr.	6-4	285	Philadelphia, Pa.	
DT	46	Jared Nelson	Gr.	6-3	290	Glastonbury, Conn.	
	90	Jake Green	So.	6-0	285	Ashland, Pa.	
DE	94	Garrett Zobel	Sr.	6-2	295	Hatfield, Pa.	zo-bull
	99	CJ Pressley	Jr.	6-4	285	Philadelphia, Pa.	
LB	31	Shane Hartzell	R-Fr.	6-0	225	Perkasie, Pa.	
	8	Antonio Montero	Gr.	6-0	225	Eden Prairie, Minn.	
MLB	34	Ethan Potter	So.	5-11	205	Chesapeake City, Md.	
	42	Timmy Furgeson	So.	6-2	225	Gaithersburg, Md.	
LB	35	Brendan Bell	So.	6-2	225	Basking Ridge, N.J.	
	27	Danny Abraham	Gr.	5-11	220	Randolph, Mass.	
CB	5	Kshawn Schulters	So.	6-1	290	Roselle, N.J.	K-Shawn shall-ters
	24	Devon Marshall	Fr.	6-0	190	Boston, Mass.	
CB	26	Tyrell Mims	So.	5-10	190	Philadelphia, Pa.	
	38	John Rhodan	So.	5-11	190	Elkton, Md.	rho-dann
FS	7	Jalen Goodman	Jr.	6-0	200	Narberth, Pa.	
	37	Hunter Cusimano	Sr.	6-1	205	Greenwich, Conn.	coose-a-mon-no
WS	9	Ty Trinh	So.	5-11	200	Owings Mills, Md.	trinn
	25	Christian Sapp	So.	6-0	195	East Stroudsburg, Pa.	
SS	3	Elijah Glover	Jr.	6-1	205	Pleasantville, N.J.	
	14	Jonnie Pitman	Gr.	5-11	185	Temple Hills, Md.	

## SPECIAL TEAMS DEPTH CHART

PK	39	Matthew Mercurio	Gr.	6-1	175	Salinas, Calif.	mur-CURE-ee-oh
	93	William Bartel	Jr.	5-9	185	Providence, R.I.	bar-tell
KO	39	Matthew Mercurio	Gr.	6-1	175	Salinas, Calif.	mur-CURE-ee-oh
	93	William Bartel	Jr.	5-9	185	Providence, R.I.	bar-tell
P	97	Daniel Mueller	Fr.	5-10	180	Ephrata, Pa.	
	18	Matt O'Connor	Sr.	6-2	205	Narberth, Pa.	
H	6	Ricky Ortega	So.	5-10	185	Coatesville, Pa.	
	58	Ben Wheless	So.	5-11	220	Raleigh, N.C.	wheel-iss
LS	50	Adam Vanino	Gr.	5-11	245	West Lawn, Pa.	vuh-NEE-no
	10	Dez Boykin	Gr.	5-9	195	Whitehall, Pa.	
KR	82	Jaylan Sanchez	Fr.	6-0	190	North Bergen, N.J.	
	19	Rayjuon Pringle	Jr.	5-9	190	Woodbridge, Va.	ray-zjahn

## CAREER PARTICIPATION

#	Name	GP-GS
0	Isas Waxter, DB	21-5
0	Tyler Will, TE	33-0
1	TD Ayo-Durojaiye, RB	35-4
2	Jalen Jackson, RB	35-2
3	Elijah Glover, DB	35-14
4	Connor Watkins, QB	20-9
5	Kshawn Schulters, DB	22-7
6	Ricky Ortega, QB	1-0
7	Jalen Goodman, DB	27-22
8	Antonio Montero, LB	47-36
9	Ty Trinh, DB	26-18
10	Dez Boykin, WR	42-15
11	Jaaron Hayek, WR	37-32
12	Tanner Maddocks, QB	0-0
13	Ethan Carr, WR	0-0
14	Jonnie Pitman, DB	33-9
15	Jaquan Allen, WR	19-2
15	Dan Damico, LB	43-37
16	Jack Ryder, QB	0-0
17	Irene Ngabonziza, WR	1-0
18	Matt O'Connor, QB	10-0
19	Rayjuon Pringle, WR	34-27
20	Josh Slay, LB	18-1
21	Eli Smith, RB	7-0
22	Matt Colantuono, RB	4-0
22	Jon Wyatt, DB	1-0
23	Josh Oluremi, DB	1-0
24	Devon Marshall, DB	7-0
25	Christian Sapp	10-4
26	Tyrell Mims, DB	24-7
27	Danny Abraham, LB	31-0
28	DeeWil Barlee, RB	33-13
29	Derek Marrero, DB	0-0
31	Shane Hartzell, LB	13-9
32	JR Strauss, LB	2-0
33	Turner Inge, LB	0-0
34	Ethan Potter, DB	26-12
35	Brendan Bell, LB	22-6
36	Isaiah Wright, RB	0-0
37	Hunter Cusimano, DB	18-0
38	John Rhodan, DB	18-0
39	Matthew Mercurio, K	41-0
40	Colin Kennedy, LB	0-0
41	Garrett Rogan, DB	0-0
42	Timmy Furgeson, LB	24-4
43	Nino Betances, DB	0-0
44	Richie Kimmel, LB	15-0
45	Jordan Nelson, LB	12-0
46	Jared Nelson, DL	41-15
47	Jalen Howard, DL	13-0
48	Chris Dobrydney, WR	0-0
49	Julian Glantz, RB	1-0
50	Adam Vanino, LS	9-0
51	Dale Law, LB	0-0
54	Mike Kennedy, DL	0-0
55	Bryce Ganius, DL	21-9
58	Ben Wheless, LS	21-0
60	Jacob Walton, OL	6-0
61	Dan McManus, OL	0-0
62	Colin Gamroth, OL	40-34
63	Quin Whalen, OL	0-0
65	Ian Erickson, OL	9-0
66	James Petrovcik, OL	26-11
69	Jake Picard, OL	11-5
70	Wyatt Hummel, OL	23-7
72	Jaden Rolling, OL	14-1
73	Michael Corbi, OL	31-24
74	Temi Ajrotutu, OL	18-12
75	Stephane Voltaire, OL	9-2
77	Erik Bockisch, OL	1-0
79	Nick Torres, OL	39-37
80	Nathaniel Hill, WR	1-0
81	Mitchell Bothwell, TE	11-0
82	Jaylan Sanchez, WR	9-2
83	Luke Daly, WR	0-0
84	Daniel Lopes, WR	4-0
85	Jack Stanton, TE	16-2
86	Tim Brown, WR	1-0
87	Charlie Gilroy, TE	35-15
88	Antonio Johnson, TE	9-0
89	James Welde, TE	1-0
90	Jake Green, DL	23-0
91	Ayden Howard, DL	11-0
93	William Bartel, K	11-0
94	Garrett Zobel, DL	42-26
95	Jake Northrop, DL	21-0
97	Daniel Mueller, P	0-0
98	Obinna Nwobodo, DL	3-0
99	CJ Pressley, DL	24-0

# VILLANOVA FOOTBALL GAME NOTES

## WILLIAM & MARY OFFENSE

Pos.	No.	Name	Cl.	Ht.	Wt.
WR (or)	13	JT Mayo	So.	5-11	185
	16	Tyler Rose	So.	6-1	205
	10	Josh Guilford	So.	6-4	205
WR (or)	5	DreSean Kendrick	So.	5-8	195
	3	Caylin Newton	Sr.	6-0	210
TE	81	Lachlan Pitts	Sr.	6-6	255
	89	Colton Turner	So.	6-4	235
LT	60	Charles Grant	So.	6-4	275
	79	Greg Klingensmith	Fr.	6-5	275
LG	53	Bart Francois	Jr.	6-3	300
	68	Hunter Klein	Jr.	6-4	285
C	75	Ryan McKenna	So.	6-4	285
	72	Kadin Lynch	Fr.	6-4	290
RG	61	Rian Haigler	Jr.	6-4	305
	66	Justin Johnson	Sr.	6-3	270
RT	65	Colby Sorsdal	Sr.	6-6	305
	62	AJ Woodward	Fr.	6-2	270
QB	11	Darius Wilson	So.	6-3	190
	12	Hollis Mathis	So.	6-2	170
RB (or) (or)	9	Bronson Yoder	Sr.	5-11	205
	4	Donavyn Lester	Sr.	6-2	210
	1	Malachi Imoh	So.	5-8	185
	23	Martin Lucas	R-Fr.	6-2	235
FB	45	Ryan Shonk	R-Fr.	6-0	220

## WILLIAM & MARY SPECIALISTS

Pos.	No.	Name	Cl.	Ht.	Wt.
PK	47	Ethan Chang	So.	5-10	180
	39	Bryson Harvey	Fr.	6-2	185
KO	47	Ethan Chang	So.	5-10	180
	49	Andrew Piercy	R-Fr.	6-1	190
P	29	Will Whitehurst	Sr.	6-3	180
	49	Andrew Piercy	R-Fr.	6-1	190
SNP	51	Nick Levy	Fr.	5-10	210
	19	Kevin Jarrell	Sr.	6-1	250
H	49	Andrew Piercy	R-Fr.	6-1	190
KR	5	DreSean Kendrick	So.	5-8	195
	13	JT Mayo	So.	5-11	185
PR	3	Caylin Newton	Sr.	6-0	210
	17	Tye Freeland	Sr.	5-11	190

## WILLIAM & MARY DEFENSE

Pos.	No.	Name	Cl.	Ht.	Wt.
DE	9	Carl Fowler	Sr.	6-4	285
	91	Sammy Sarantis	So.	6-4	285
NT	0	Zyquan Bessant	Sr.	5-10	285
	57	Davin Dzidzienyo	R-Fr.	6-4	285
DE	99	Nate Lynn	Jr.	6-3	255
	95	Mike Malone	So.	6-4	285
OLB	8	John Pius	So.	6-2	230
	56	Christian Hamm	Fr.	6-3	215
OLB	19	Kevin Jarrell	Sr.	6-1	250
	34	Alex Washington	So.	6-1	215
ILB	2	Trey Watkins	Sr.	6-0	240
	35	Quinn Osborne	So.	6-2	215
ILB	30	Isaiah Jones	Sr.	6-1	245
	48	Brayden Staib	Jr.	6-3	215
BC	6	Ryan Poole	Sr.	5-11	185
	24	Jaedon Joynder	Jr.	6-0	185
BS	7	Marcus Barnes	Jr.	6-3	185
	43	John Kearney	So.	6-0	195
FS	5	Malcolm Spencer	Sr.	6-3	205
	17	Tye Freeland	Sr.	5-11	190
FC	25	Jalen Jones	R-Fr.	6-0	185
	14	Ethan Yip	So.	6-2	180

## WILLIAM & MARY COACHING STAFF

<b>Mike London</b> Head Coach
<b>Vincent Brown</b> Associate Head Coach/Defensive Coordinator/Linebackers Coach
<b>Christian Taylor</b> Offensive Coordinator/Running Backs Coach
<b>Matt Johns</b> Quarterbacks Coach/Passing Game Coordinator
<b>Ras-I Dowling</b> Defensive Backs Coach/Defensive Passing Game Coordinator
<b>Bo Revell</b> Inside Linebackers Coach/Special Teams Coordinator
<b>Mike London Jr.</b> Wide Receivers Coach/Video Director
<b>Keenan Carter</b> Defensive Line Coach/Assistant Camp Director
<b>Darryl Blackstock</b> Outside Linebackers Coach/Director of Player Development & Transition
<b>Mario Acitelli</b> Offensive Line Coach
<b>Jack Armstrong</b> Tight Ends Coach/Recruiting Director/Assistant Camp Director
<b>Rick Purcell</b> Defensive Quality Control Coach
<b>Elijah Fernandez</b> Offensive Quality Control Coach

# VILLANOVA FOOTBALL GAME NOTES

## 2022 OPPONENTS AT A GLANCE (44-55 OVERALL)

### LEHIGH (1-8, 1-3 Patriot)

Date	Opponent	Result
9.2	@ Villanova	L, 17-45
9.10	@ Georgetown (*)	W, 21-19
9.17	Richmond	L, 6-30
9.24	@ Princeton	L, 17-29
10.1	Monmouth	L, 7-35
10.8	Fordham (*)	L, 28-40
10.15	@ Cornell	L, 15-19
10.22	Bucknell (*)	L, 17-19
11.5	@ Holy Cross (*)	L, 14-42
11.12	Colgate (*)	12:00 PM
11.19	@ Lafayette (*)	12:30 PM

### LIU (2-7, 2-3 Northeast)

Date	Opponent	Result
9.1	@ Toledo	L, 0-37
9.10	Villanova	L, 21-38
9.17	@ Kent State	L, 10-63
9.24	Bryant	L, 29-31
10.1	@ Merrimack (*)	L, 23-24
10.15	Saint Francis (*)	L, 7-57
10.21	@ Wagner (*)	L, 26-37
10.29	@ Duquesne (*)	W, 50-48
11.5	Central Conn. St. (*)	W, 29-20
11.12	Stonehill (*)	1:00 PM
11.19	@ Sacred Heart (*)	12:00 PM

### ARMY WEST POINT (3-5)

Date	Opponent	Result
9.3	at Coastal Carolina	L, 28-38
9.10	UTSA	L, 38-41 (ot)
9.17	Villanova	W, 49-10
10.1	Georgia State	L, 14-31
10.8	@ Wake Forest	L, 10-45
10.15	Colgate	W, 42-17
10.22	Louisiana-Monroe	W, 48-24
11.5	Air Force	L, 7-13
11.12	@ Troy	3:30 PM
11.19	Connecticut	12:00 PM
11.26	@ Massachusetts	12:00 PM
12.10	Navy	3:00 PM

### MONMOUTH (4-6, 1-5 CAA)

Date	Opponent	Result
9.1	@ New Hampshire (*)	L, 21-31
9.10	Fordham	L, 49-52
9.17	Georgetown	W, 45-6
9.24	@ Villanova (*)	W, 49-42
10.1	@ Lehigh	W, 35-7
10.8	UAlbany (*)	W, 38-31
10.15	@ Maine (*)	L, 28-38
10.22	Rhode Island (*)	L, 46-48
10.29	Towson (*)	L, 48-52
11.5	@ Delaware (*)	L, 17-49
11.19	Stony Brook (*)	12:00 PM

### MAINE (2-7, 2-4 CAA)

Date	Opponent	Result
9.3	@ New Mexico	L, 0-41
9.10	Colgate	L, 18-21
9.17	@ Boston College	L, 17-38
10.1	Villanova (*)	L, 20-45
10.8	@ Hampton (*)	W, 31-24
10.15	Monmouth (*)	W, 38-28
10.22	@ Stony Brook (*)	L, 27-28
10.29	Richmond (*)	L, 21-31
11.5	@ Rhode Island (*)	L, 22-26
11.12	@ UAlbany (*)	12:00 PM
11.19	New Hampshire (*)	12:00 PM

### RICHMOND (7-2, 5-1 CAA)

Date	Opponent	Result
9.3	@ Virginia	L, 17-34
9.10	Saint Francis	W, 31-21
9.17	@ Lehigh	W, 30-6
9.24	Stony Brook (*)	W, 51-7
10.1	@ Elon (*)	L, 27-30
10.15	Villanova (*)	W, 20-10
10.22	@ Hampton (*)	W, 41-10
10.29	@ Maine (*)	W, 31-21
11.5	New Hampshire (*)	W, 40-34
11.12	@ Delaware (*)	1:00 PM
11.19	William & Mary (*)	12:00 PM

### UALBANY (2-7, 1-5 CAA)

Date	Opponent	Result
9.3	@ Baylor	L, 10-69
9.10	New Hampshire (*)	L, 23-28
9.17	@ Fordham	L, 45-48
9.24	Central Connecticut St.	W, 45-26
10.8	@ Monmouth (*)	L, 31-38
10.15	Hampton (*)	L, 37-38
10.22	@ Villanova (*)	L, 29-31
10.29	Stony Brook (*)	W, 59-14
11.5	@ Elon (*)	L, 3-27
11.12	Maine (*)	12:00 PM
11.19	@ Rhode Island (*)	1:00 PM

### HAMPTON (4-5, 1-5 CAA)

Date	Opponent	Result
9.3	Howard	W, 31-28
9.10	Tuskegee	W, 42-10
9.17	@ Norfolk State	W, 17-7
9.24	@ Delaware (*)	L, 3-35
10.8	Maine (*)	L, 24-31
10.15	@ UAlbany (*)	W, 38-37
10.22	Richmond (*)	L, 10-41
10.29	@ Villanova (*)	L, 10-24
11.5	William & Mary (*)	L, 14-20
11.12	Elon (*)	1:00 PM
11.19	@ Towson (*)	1:00 PM

### TOWSON (4-5, 2-4 CAA)

Date	Opponent	Result
9.3	@ Bucknell	W, 14-13
9.10	Morgan State	W, 29-21
9.17	@ West Virginia	L, 7-65
9.24	New Hampshire (*)	L, 14-37
10.1	@ Delaware (*)	L, 10-24
10.8	@ Elon (*)	L, 10-27
10.22	William & Mary (*)	L, 24-44
10.29	@ Monmouth (*)	W, 52-48
11.5	Villanova (*)	W, 27-3
11.12	@ Stony Brook (*)	1:00 PM
11.19	Hampton (*)	1:00 PM

### WILLIAM & MARY (8-1, 5-1 CAA)

Date	Opponent	Result
9.2	@ Charlotte	W, 41-24
9.10	Campbell	W, 37-21
9.17	@ Lafayette	W, 34-7
9.24	Elon (*)	L, 31-35
10.1	@ Stony Brook (*)	W, 27-10
10.8	Delaware (*)	W, 27-21
10.22	@ Towson (*)	W, 44-24
10.29	Rhode Island (*)	W, 31-30
11.5	@ Hampton (*)	W, 20-24
11.12	Villanova (*)	1:00 PM
11.19	@ Richmond (*)	12:00 PM

### DELAWARE (7, 4-2 CAA)

Date	Opponent	Result
9.3	@ Navy	W, 14-7
9.10	Delaware State	W, 35-9
9.17	@ Rhode Island (*)	W, 42-21
9.24	Hampton (*)	W, 35-3
10.1	Towson (*)	W, 24-10
10.8	@ William & Mary (*)	L, 21-27
10.22	Morgan State	W, 38-7
10.29	@ Elon (*)	L, 7-27
11.5	Monmouth (*)	W, 49-17
11.12	Richmond (*)	1:00 PM
11.19	@ Villanova (*)	1:00 PM

# VILLANOVA FOOTBALL GAME NOTES

## VILLANOVA QUARTERBACKS

### #4 CONNOR WATKINS

#### PASSING STATS

OPPONENT	COMP-ATT-INT	YDS	TD	LONG
Lehigh	11-15-0	298	3	68
at LIU	7-12-4	196	2	62
at Army West Point	12-21-2	74	1	25
Monmouth	13-20-2	239	1	51
at Maine	13-16-0	255	4	83
at Richmond	11-26-1	146	0	40
UAlbany	18-26-0	292	3	80
Hampton	14-31-1	161	1	43
at Towson	7-21-1	68	0	19
at William & Mary Delaware				
<b>SEASON</b>	<b>106-188-11</b>	<b>1729</b>	<b>15</b>	<b>83</b>
<b>CAREER</b>	<b>120-206-11</b>	<b>1917</b>	<b>16</b>	<b>83</b>

#### RUSHING STATS

OPPONENT	ATT-YDS-TD	LONG
Lehigh	5-23-1	15
at LIU	7-39-1	30
at Army West Point	10-60-0	20
Monmouth	7-58-2	24
at Maine	5-41-0	19
at Richmond	11-(-13)-1	13
UAlbany	3-0-0	9
Hampton	11-130-2	75
at Towson	7-7-0	10
at William & Mary Delaware		
<b>SEASON</b>	<b>66-345-7</b>	<b>75</b>
<b>CAREER</b>	<b>70-326-7</b>	<b>75</b>

### #18 MATT O'CONNOR

#### PASSING STATS

OPPONENT	COMP-ATT-INT	YDS	TD	LONG
Lehigh	0-0-0	0	0	0
at LIU	0-1-0	0	0	0
at Army West Point	0-0-0	0	0	0
Monmouth	0-0-0	0	0	0
at Maine	0-0-0	0	0	0
at Richmond	0-0-0	0	0	0
UAlbany	0-0-0	0	0	0
Hampton	0-0-0	0	0	0
at Towson				
at William & Mary Delaware				
<b>SEASON</b>	<b>0-1-0</b>	<b>0</b>	<b>0</b>	<b>0</b>
<b>CAREER</b>	<b>2-3-0</b>	<b>17</b>	<b>0</b>	<b>14</b>

#### RUSHING STATS

OPPONENT	ATT-YDS-TD	LONG
Lehigh	1-(-7)-0	-7
at LIU	0-0-0	0
at Army West Point	0-0-0	0
Monmouth	0-0-0	0
at Maine	0-0-0	0
at Richmond	0-0-0	0
UAlbany	0-0-0	0
Hampton	0-0-0	0
at Towson		
at William & Mary Delaware		
<b>SEASON</b>	<b>1(-7)-0</b>	<b>0</b>
<b>CAREER</b>	<b>1(-7)-0</b>	<b>0</b>

### #6 RICKY ORTEGA

#### PASSING STATS

OPPONENT	COMP-ATT-INT	YDS	TD	LONG
Lehigh	DNP			
at LIU	DNP			
at Army West Point	DNP			
Monmouth	DNP			
at Maine	DNP			
at Richmond	DNP			
UAlbany	0-0-0	0	0	0
Hampton	DNP			
at Towson	DNP			
at William & Mary Delaware				
<b>SEASON</b>	<b>0-0-0</b>	<b>0</b>	<b>0</b>	<b>0</b>
<b>CAREER</b>	<b>0-0-0</b>	<b>0</b>	<b>0</b>	<b>0</b>

#### RUSHING STATS

OPPONENT	ATT-YDS-TD	LONG
Lehigh	DNP	
at LIU	DNP	
at Army West Point	DNP	
Monmouth	DNP	
at Maine	DNP	
at Richmond	DNP	
UAlbany	1-(-5)-0	-5
Hampton	DNP	
at Towson	DNP	
at William & Mary Delaware		
<b>SEASON</b>	<b>1(-5)-0</b>	<b>-5</b>
<b>CAREER</b>	<b>1(-5)-0</b>	<b>-5</b>

### SEASON AND CAREER HIGHS

	SEASON HIGHS		CAREER HIGHS	
<b>CONNOR WATKINS</b>				
Passing Attempts	31	Hampton	31	2022, Hamp.
Completions	18	UAlbany	18	2022, UAlbany
Passing Yards	298	Lehigh	298	2022, Lehigh
Touchdowns	4	Maine	4	2022, Maine
Interceptions	4	LIU	4	2022, LIU
Long Pass	83	Maine	83	2022, Maine
Total Offense	321	Lehigh	321	2022, Lehigh
Rushing Attempts	11	2x	11	2x (2022)
Rushing Yards	130	Hampton	130	2022, Hamp.
Rushing Touchdowns	2	2x	2	2x (2022)
Long Rush	75	Hampton	75	2022, Hamp.
<b>MATT O'CONNOR</b>				
Passing Attempts	4	Towson	4	2022, Towson
Completions	2		2	2021, Bucknell
Passing Yards	17		17	2021, Bucknell
Touchdowns				
Interceptions				
Long Pass			14	2021, Bucknell
Total Offense	3	Towson	17	2021, Bucknell
Rushing Attempts	2	Towson	2	2022, Towson
Rushing Yards	3	Towson	3	2022, Towson
Rushing Touchdowns				
Long Rush	9	Towson	9	2022, Towson
<b>RICKY ORTEGA</b>				
Passing Attempts				
Completions				
Passing Yards				
Touchdowns				
Interceptions				
Long Pass				
Total Offense	-5	UAlbany	-5	2022, UAlbany
Rushing Attempts	1	UAlbany	1	2022, UAlbany
Rushing Yards	-5	UAlbany	-5	2022, UAlbany
Rushing Touchdowns				
Long Rush	-5	UAlbany	-5	2022, UAlbany

# VILLANOVA FOOTBALL GAME NOTES

## VILLANOVA RUNNING BACKS

### #2 JALEN JACKSON

OPPONENT	RUSHING ATT-YDS-TD	LG	RECEIVING REC-YDS-TD	LG
Lehigh	9-67-1	16	0-0-0	0
at LIU	DNP			
at Army West Point	10-39-0	7	2-9-0	6
Monmouth	28-187-3	21	0-0-0	0
at Maine	10-41-1	12	1-5-0	5
at Richmond	DNP			
UAlbany	DNP			
Hampton	DNP			
at Towson	DNP			
at William & Mary Delaware				
SEASON	57-334-5	21	3-14-0	6
CAREER	268-1565-17	55	15-145-2	30

### #28 DEEWIL BARLEE

OPPONENT	RUSHING ATT-YDS-TD	LG	RECEIVING REC-YDS-TD	LG
Lehigh	10-50-1	16	1-(-6)-0	-6
at LIU	18-177-1	71	0-0-0	0
at Army West Point	6-36-0	16	1-0-0	0
Monmouth	DNP			
at Maine	6-15-0	6	1-16-0	16
at Richmond	9-28-0	10	2-21-0	16
UAlbany	6-6-0	5	0-0-0	0
Hampton	9-19-0	7	0-0-0	0
at Towson	DNP			
at William & Mary Delaware				
SEASON	64-331-2	71	5-31-0	16
CAREER	321-1552-8	78	28-253-1	35

### #1 TD AYO-DUROIAYE

OPPONENT	RUSHING ATT-YDS-TD	LG	RECEIVING REC-YDS-TD	LG
Lehigh	7-16-0	5	0-0-0	0
at LIU	16-109-1	28	0-0-0	0
at Army West Point	5-27-0	12	0-0-0	0
Monmouth	10-48-0	15	0-0-0	0
at Maine	9-51-0	16	0-0-0	0
at Richmond	11-106-0	51	1-5-0	5
UAlbany	20-136-1	70	1-16-0	16
Hampton	25-112-0	20	3-27-0	18
at Towson	17-49-0	8	1-5-0	5
at William & Mary Delaware				
SEASON	120-654-2	70	6-53-0	18
CAREER	214-1139-6	70	25-229-0	35

### #21 ELI SMITH

OPPONENT	RUSHING ATT-YDS-TD	LG	RECEIVING REC-YDS-TD	LG
Lehigh	2-0-0	1	0-0-0	0
at LIU	6-44-0	11	0-0-0	0
at Army West Point	3-12-0	7	0-0-0	0
Monmouth	0-0-0	0	0-0-0	0
at Maine	7-25-0	8	0-0-0	0
at Richmond	1-2-0	2	0-0-0	0
UAlbany	2-14-0	13	0-0-0	0
Hampton	DNP			
at Towson	5-26-0	10	0-0-0	0
at William & Mary Delaware				
SEASON	22-109-0	13	0-0-0	0
CAREER	22-109-0	13	0-0-0	0

### SEASON AND CAREER HIGHS

	SEASON HIGHS		CAREER HIGHS	
<b>JALEN JACKSON</b>				
Rushing Attempts	28	Monmouth	28	2022, Mon.
Rushing Yards	187	Monmouth	187	2022, Mon.
Rushing Touchdowns	3	Monmouth	3	2022, Mon.
Long Rush	21	Monmouth	55	2021, UAlbany
100+ Rushing Yards	1		3	
Receptions	2	Army	2	3x
Receiving Yards	9	Army	30	2021, Holy Cr.
Receiving Touchdowns			1	2x
Long Reception	6	Army	30	2021, Holy Cr.
All-Purpose Yards	187	Lehigh	187	2022, Mon.
100+ All-Purpose Yards	1		3	
<b>DEEWIL BARLEE</b>				
Rushing Attempts	18	LIU	22	2019, Stony Br.
Rushing Yards	177	LIU	177	2022, LIU
Rushing Touchdowns	1	2x	1	8x
Long Rush	71	LIU	78	2019, Bucknell
100+ Rushing Yards	1		3	
Receptions	2	Richmond	5	2021, W&M
Receiving Yards	21	Richmond	50	2019, UNH
Receiving Touchdowns			1	2019, W&M
Long Reception	16	2x	35	2019, UNH
All-Purpose Yards	177	LIU	177	2022, LIU
100+ All-Purpose Yards	1		4	
<b>TD AYO-DUROIAYE</b>				
Rushing Attempts	25	Hampton	25	2022, Hamp.
Rushing Yards	136	UAlbany	136	2022, UAlbany
Rushing Touchdowns	1	2x	1	6x
Long Rush	70	UAlbany	70	2022, UAlbany
100+ Rushing Yards	4		4	
Receptions	3	Hampton	3	4x
Receiving Yards	27	Hampton	46	2021, Rich.
Long Reception	18	Hampton	35	2021, Rich.
All-Purpose Yards	152	UAlbany	152	2022, UAlbany
100+ All-Purpose Yards	4		4	
<b>ELI SMITH</b>				
Rushing Attempts	7	Maine	7	2022, Maine
Rushing Yards	44	LIU	44	2022, LIU
Long Rush	13	UAlbany	13	2022, UAlbany
<b>MATT COLANTUONO</b>				
Rushing Attempts			7	2021, Bucknell
Rushing Yards			24	2021, Bucknell
Long Rush			9	2021, Bucknell

# VILLANOVA FOOTBALL GAME NOTES

## VILLANOVA WIDE RECEIVERS/TIGHT ENDS

### #11 JAARON HAYEK

#### RECEIVING STATS

OPPONENT	REC-YDS-TD	LG
Lehigh	6-141-2	68
at LIU	4-120-0	62
at Army West Point	2-11-0	9
Monmouth	6-136-0	51
at Maine	5-159-4	83
at Richmond	4-89-0	40
UAlbany	4-57-1	21
Hampton	5-97-1	43
at Towson	DNP	
at William & Mary Delaware		
<b>SEASON</b>	<b>36-810-8</b>	<b>83</b>
<b>CAREER</b>	<b>135-2287-25</b>	<b>83</b>

### #10 DEZ BOYKIN

#### RECEIVING STATS

OPPONENT	REC-YDS-TD	LG
Lehigh	2-78-1	66
at LIU	1-60-1	60
at Army West Point	0-0-0	0
Monmouth	2-40-0	34
at Maine	2-27-0	24
at Richmond	3-24-0	11
UAlbany	2-34-0	23
Hampton	0-0-0	0
at Towson	0-0-0	0
at William & Mary Delaware		
<b>SEASON</b>	<b>12-263-2</b>	<b>66</b>
<b>CAREER</b>	<b>49-797-7</b>	<b>66</b>

### #82 JAYLAN SANCHEZ

#### RECEIVING STATS

OPPONENT	REC-YDS-TD	LG
Lehigh	0-0-0	0
at LIU	0-0-0	0
at Army West Point	0-0-0	0
Monmouth	1-1-0	1
at Maine	1-20-0	20
at Richmond	0-0-0	—
UAlbany	4-29-0	9
Hampton	3-15-0	6
at Towson	0-0-0	0
at William & Mary Delaware		
<b>SEASON</b>	<b>9-65-0</b>	<b>20</b>
<b>CAREER</b>	<b>9-65-0</b>	<b>20</b>

### #87 CHARLIE GILROY

#### RECEIVING STATS

OPPONENT	REC-YDS-TD	LG
Lehigh	0-0-0	0
at LIU	0-0-0	0
at Army West Point	0-0-0	0
Monmouth	1-30-0	30
at Maine	1-5-0	5
at Richmond	1-7-0	7
UAlbany	2-9-0	8
Hampton	0-0-0	0
at Towson	2-18-0	10
at William & Mary Delaware		
<b>SEASON</b>	<b>7-69-0</b>	<b>30</b>
<b>CAREER</b>	<b>11-80-1</b>	<b>30</b>

### #19 RAYJUON PRINGLE

#### RECEIVING STATS

OPPONENT	REC-YDS-TD	LG
Lehigh	2-85-0	47
at LIU	2-16-1	14
at Army West Point	6-54-1	25
Monmouth	2-22-1	17
at Maine	1-7-0	7
at Richmond	0-0-0	0
UAlbany	4-143-2	80
Hampton	3-22-0	9
at Towson	4-45-0	19
at William & Mary Delaware		
<b>SEASON</b>	<b>24-394-5</b>	<b>80</b>
<b>CAREER</b>	<b>87-1515-15</b>	<b>80</b>

### #15 JAQUAN ALLEN

#### RECEIVING STATS

OPPONENT	REC-YDS-TD	LG
Lehigh	0-0-0	0
at LIU	0-0-0	0
at Army West Point	0-0-0	0
Monmouth	0-0-0	0
at Maine	0-0-0	0
at Richmond	0-0-0	0
UAlbany	0-0-0	0
Hampton	0-0-0	0
at Towson	0-0-0	0
at William & Mary Delaware		
<b>SEASON</b>	<b>0-0-0</b>	<b>0</b>
<b>CAREER</b>	<b>8-91-1</b>	<b>22</b>

### #84 DANIEL LOPES

#### RECEIVING STATS

OPPONENT	REC-YDS-TD	LG
Lehigh	0-0-0	0
at LIU	0-0-0	0
at Army West Point	0-0-0	0
Monmouth	0-0-0	0
at Maine	0-0-0	0
at Richmond	0-0-0	0
UAlbany	0-0-0	0
Hampton	0-0-0	0
at Towson	0-0-0	0
at William & Mary Delaware		
<b>SEASON</b>	<b>0-0-0</b>	<b>0</b>
<b>CAREER</b>	<b>0-0-0</b>	<b>0</b>

### #85 JACK STANTON

#### STATS

OPPONENT	REC-YDS-TD	LG
Lehigh	0-0-0	0
at LIU	0-0-0	0
at Army West Point	0-0-0	0
Monmouth	1-10-0	10
at Maine	1-16-0	16
at Richmond	0-0-0	0
UAlbany	1-4-0	4
Hampton	0-0-0	0
at Towson	0-0-0	0
at William & Mary Delaware		
<b>SEASON</b>	<b>3-30-0</b>	<b>10</b>
<b>CAREER</b>	<b>4-35-0</b>	<b>10</b>

### SEASON AND CAREER HIGHS

	SEASON HIGHS		CAREER HIGHS	
<b>JAARON HAYEK</b>				
Receptions	6	2x	8	2021, Rich.
Receiving Yards	159	Maine	159	2022, Maine
Receiving Touchdowns	4	Maine	4	2022, Maine
Long Reception	83	Maine	83	2022, Maine
100+ Receiving Yards	4		9	
All-Purpose Yards	159	Maine	159	2022, Maine
100+ All-Purpose Yards	4		10	
<b>RAYJUON PRINGLE</b>				
Receptions	6	Army	9	2020, Stony B.
Receiving Yards	143	UAlbany	171	2020, Stony B.
Receiving Touchdowns	2	UAlbany	2	3x
Long Reception	80	UAlbany	80	2022, UAlbany
100+ Receiving Yards	1		6	
All-Purpose Yards	143	UAlbany	171	2020, Stony B.
<b>DEZ BOYKIN</b>				
Receptions	3	Richmond	4	2019, Lehigh
Receiving Yards	78	Lehigh	90	2021, Lehigh
Receiving Touchdowns	1	2x	2	2021, Lehigh
Long Reception	66	Lehigh	66	2022, Lehigh
All-Purpose Yards	172	Lehigh	215	2019, Towson
100+ All-Purpose Yards	2		5	
<b>JAQUAN ALLEN</b>				
Receptions			2	2021, Bucknell
Receiving Yards			22	2021, Lehigh
Receiving Touchdowns			1	2021, Bucknell
Long Reception			22	2021, Lehigh
All-Purpose Yards			22	2021, Lehigh
<b>JAYLAN SANCHEZ</b>				
Receptions	4	UAlbany	4	2022, UAlbany
Receiving Yards	29	UAlbany	29	2022, UAlbany
Long Reception	20	Maine	20	2022, Maine
<b>DANIEL LOPES</b>				
<b>CHARLIE GILROY</b>				
Receptions	2	2x	2	2x (2022)
Receiving Yards	30	Monmouth	30	2022, Mon.
Receiving Touchdowns			1	2020, Dela.
Long Reception	30	Monmouth	30	2022, Mon.
<b>JACK STANTON</b>				
Receptions	1	3x	1	4x
Receiving Yards	16	Maine	16	2022, Maine
Receiving Touchdowns				
Long Reception	16	Maine	16	2022, Maine

# VILLANOVA FOOTBALL GAME NOTES

## VILLANOVA SPECIALISTS

### #39 MATTHEW MERCURIO

KICKING STATS	PAT	FG	LG
OPPONENT			
Lehigh	6-6	1-1	27
at LIU	5-5	1-1	34
at Army West Point	1-1	1-1	40
Monmouth	6-6	0-0	—
at Maine	6-6	1-1	39
at Richmond	1-1	1-2	24
UAlbany	4-4	1-2	28
Hampton	3-3	1-1	26
at Towson	0-0	1-1	25
at William & Mary Delaware			
SEASON	32-32	8-10	40
VILLANOVA	32-32	8-10	40
CAREER	125-130	52-64	49

### #93 WILLIAM BARTEL

PUNTING STATS	#	Avg.	LG	I20
OPPONENT				
Lehigh	2	41.5	44	2
at LIU	2	35.5	39	0
at Army West Point	4	38.5	44	0
Monmouth	1	36.0	36	0
at Maine	3	33.0	37	1
at Richmond	5	36.4	53	1
UAlbany	3	29.7	35	1
Hampton	5	33.6	47	3
at Towson	10	41.7	55	4
at William & Mary Delaware				
SEASON	35	37.1	55	12
CAREER	35	37.1	55	12

### SEASON HIGHS

### CAREER HIGHS

#### MATTHEW MERCURIO

Kickoffs	8	2x	8	3x
Kickoff Yards	453	Maine	467	2020, Boise St.
Kickoff Average	56.6	Maine	61.7	2020, Ball St.
Field Goals Made	1	8x	4	3x
Field Goals Attempted	2	2x	5	2019, N. Mex.
Long Field Goal	40	Army	49	2019, N. Mex.
40+ Yard Field Goals	1		10	
PATs Made	6	3x	6	4x
PATs Attempted	6	3x	6	4x

#### CONNOR WATKINS

Punts	8	2021, Penn St.
Punting Yards	277	2021, Penn St.
Punting Avg. (2+ att.)	40.5	2021, JMU
Long Punt	50	2021, JMU
Inside 20-Yard Line		
50+ Yard Punts	1	2021, JMU

#### WILLIAM BARTEL

Kickoffs	1	2021, Bucknell
Kickoff Yards	57	2021, Bucknell
Kickoff Average	57.0	2021, Bucknell
Field Goals Made	1	2x
Field Goals Attempted	1	2x
Long Field Goal	26	2021, Lehigh
40+ Yard Field Goals		
PATs Made	7	2021, Bucknell
PATs Attempted	7	2021, Bucknell
Points	10	2021, Bucknell
Punts	10	Towson
Punting Yards	417	Towson
Punting Avg. (2+ att.)	41.7	Towson
Long Punt	55	Towson
Inside 20-Yard Line	4	Towson
50+ Yard Punts	2	

#### TD AYO-DUROJAIYE

Kickoff Returns	2	Richmond	3	2021, Holy Cr.
Kickoff Return Yards	30	Monmouth	99	2021, Holy Cr.
Long Kickoff Return	26	Monmouth	55	2021, Holy Cr.

#### DEZ BOYKIN

Kickoff Returns	4	Towson	6	2x
Kickoff Return Yards	94	Lehigh	124	2019, SELA
Long Kickoff Return	68	Lehigh	68	2022, Lehigh

#### RAYJUON PRINGLE

Kickoff Returns	1	LIU	1	2022, LIU
Kickoff Return Yards	0	LIU	0	2022, LIU
Long Kickoff Return	0	LIU	0	2022, LIU
Punt Returns	2	2x	2	2x (2022)
Punt Return Yards	15	Maine	27	2021, Stony B.
Long Punt Return	13	Maine	27	2021, Stony B.

#### JAYLAN SANCHEZ

Kickoff Returns	1	2x	1	2x (2022)
Kickoff Return Yards	30	Hampton	30	2022, Hamp.
Long Kickoff Return	30	Hampton	30	2022, Hamp.

### #1 TD AYO-DUROJAIYE

OPPONENT	KICK RETURNS NO-YDS-TD	AVG.	LG	PUNT RETURNS NO-YDS-TD	Avg.	LG
Lehigh	—			—		
at LIU	—			—		
at Army West Point	1-23-0	23.0	23	—		
Monmouth	1-30-0	30.0	26	—		
at Maine	—			—		
at Richmond	2-25-0	12.5	13	—		
UAlbany	—			—		
Hampton	—			—		
at Towson	—			—		
at William & Mary Delaware						
SEASON	4-78-0	19.5	26	—		
CAREER	9-197-0	21.9	55	0-15-1	—	15

### #10 DEZ BOYKIN

OPPONENT	KICK RETURNS NO-YDS-TD	AVG.	LG	PUNT RETURNS NO-YDS-TD	Avg.	LG
Lehigh	3-94-0	31.3	68	—		
at LIU	2-51-0	26.5	27	—		
at Army West Point	1-44-0	44.0	44	—		
Monmouth	3-52-0	17.3	31	—		
at Maine	3-81-0	27.0	31	—		
at Richmond	1-38-0	38.0	38	—		
UAlbany	3-59-0	19.7	22	—		
Hampton	—			—		
at Towson	4-87-0	21.8	29	—		
at William & Mary Delaware						
SEASON	20-506-0	25.3	68	—		
CAREER	71-1672-0	23.5	68	—		

### #19 RAYJUON PRINGLE

OPPONENT	KICK RETURNS NO-YDS-TD	AVG.	LG	PUNT RETURNS NO-YDS-TD	Avg.	LG
Lehigh	—			—		
at LIU	1-0-0	0.0	0	2-1-0	0.5	4
at Army West Point	—			1-(-10)-0	-10.0	-10
Monmouth	—			1-(-3)-0	-3.0	-3
at Maine	—			2-15-0	7.5	13
at Richmond	—			—		
UAlbany	—			—		
Hampton	—			—		
at Towson	—			—		
at William & Mary Delaware						
SEASON	1-0-0	0.0	0	6-3-0	0.5	13
CAREER	1-0-0	0.0	0	8-40-0	5.0	27

# VILLANOVA FOOTBALL GAME NOTES

## VILLANOVA DEFENSE

### SEASON HIGHS

### CAREER HIGHS

	Tackles	TFL	Sacks	Breakups	Tackles	TFL	Sacks	Breakups
Danny Abraham	3, 4x	1.5, 10.22	1.5, 10.22	2, 9.2	6, 2021	1.5, 2022	1.5, 2022	2, 2x
Jaquan Allen				1, 2021	1.0, 2021	—	—	—
TD Ayo-Durojaiye	4, 10.1				4, 2022	1.0, 2021	—	—
DeeWil Barlee					1, 2019	—	—	—
Brendan Bell	10, 11.5	1.0, 3x		1, 2x	10, 2022	1.0, 3x	0.5, 2020	2, 2020
Dez Boykin	2, 9.2				3, 2019	—	—	—
Matt Colantuono					1, 2020	—	—	—
Michael Corbi					1, 2021	—	—	—
Hunter Cusimano					4, 2021	—	—	1, 2x
Dan Damico	6, 9.17	1.0, 9.24			16, 2018	1.5, 2x	1.0, 2019	1, 4x
Timmy Furgeson	8, 9.17	0.5, 10.1			8, 2022	1.0, 2x	1.0, 2x	—
Colin Gamroth					1, 2021	—	—	—
Bryce Ganius	7, 9.17	1.5, 9.10	1.0, 10.15		7, 2022	1.5, 2x	1.0, 4x	—
Elijah Glover	8, 10.22	1.0, 2x			9, 2020	1.0, 2x	—	2, 2x
Jalen Goodman	8, 10.22	1.0, 11.5		1, 2x	13, 2020	1.5, 2021	—	2, 2019
Jake Green	3, 2x	1.0, 2x		1, 10.1	4, 2021	1.0, 2x	—	1, 2x
Shane Hartzell	15, 10.15	2.0, 10.15	1.0, 3x		15, 2022	2.0, 2022	1.0, 3x	—
Jaaron Hayek	1, 10.22				1, 2x	—	—	—
Ayden Howard	2, 2x				2, 3x	—	—	—
Jalen Howard	1, 9.10				2, 2021	—	—	—
Jalen Jackson	1, 9.24				2, 2018	—	—	—
Richie Kimmel	4, 10.1				4, 2022	—	—	—
Devon Marshall	3, 11.5			1, 11.	3, 2022	—	—	1, 2022
Tyrell Mims	6, 10.15			2, 10.22	6, 2022	1.0, 2x	—	2, 2022
Antonio Montero	10, 9.2	2.0, 10.29	1.0, 2x	1, 9.10	11, 4x	2.5, 2019	1.0, 5x	1, 6x
Jared Nelson	8, 11.5	2.5, 11.5	0.5, 10.15		8, 2022	2.5, 2022	1.0, 3x	1, 2021
Jordan Nelson	3, 9.2				3, 2022	—	—	—
Jake Northrop	1, 9.17				2, 2019	1.0, 2021	1.0, 2021	—
Josh Oluremi	1, 9.2				1, 2022	—	—	—
Jonnie Pitman	2, 9.2				6, 2019	2, 2019	1, 2019	1, 3x
Ethan Potter	11, 2x	2.5, 10.15	0.5, 10.15	1, 9.10	11, 2x	2.5, 2022	0.5, 2022	1, 4x
CJ Pressley	5, 9.2			1, 10.1	5, 2022	2.0, 2019	—	1, 2x
Rayjuon Pringle	1, 2x				1, 2x	—	—	—
John Rhodan	1, 3x				1, 5x	—	—	—
Christian Sapp	5, 9.17			1, 10.29	5, 2022	—	—	1, 2022
Kshawn Schulters	7, 10.22	1.0, 10.1		2, 9.10	7, 2022	1.0, 2022	—	2, 2022
Josh Slay	1, 2x				5, 2020	1.0, 2x	1.0, 2021	1, 2x
JR Strauss	1, 9.17				1, 2022	—	—	—
Ty Trinh	8, 10.15	1.0, 9.2		1, 10.1	8, 2022	1.0, 3x	—	1, 5x
Isas Waxter					7, 2019	1.0, 2021	1.0, 2021	1, 5x
Ben Wheless					1, 2x	—	—	—
Tyler Will	2, 10.22				4, 2x	—	—	—
Jon Wyatt	2, 9.2				2, 2022	—	—	—
Garrett Zobel	3, 11.5	1.0, 9.24	0.5, 10.22		6, 2021	2.0, 2019	1.0, 2019	—

### GAME BY GAME DEFENSIVE STATISTICS

OPPONENT	TFL	SACKS	FF	FR	INT	PBU	BLK	YARDS	POINTS
Lehigh	4.0-14	0.0-0	2	1	1-32	3	0	408	17
at LIU	4.0-11	1.0-7	1	1	2-4	4	0	359	21
at Army West Point	2.0-13	1.0-12	0	0	0-0	1	0	472	49
Monmouth	3.0-7	0.0-0	1	1	0-0	1	0	482	49
at Maine	4.0-13	0.0-0	1	0	1-23	4	0	309	20
at Richmond	7.0-23	2.0-11	0	0	1-0	1	0	331	20
UAlbany	4.0-27	3.0-26	0	0	1-0	4	0	427	29
Hampton	6.0-29	1.0-18	0	0	1-0	2	0	163	10
at Towson	8.0-29	1.0-8	1	1	1-0	3	0	392	27
at William & Mary Delaware									
<b>TOTAL</b>	<b>42.0-166</b>	<b>9.0-82</b>	<b>6</b>	<b>4</b>	<b>8-59</b>	<b>23</b>	<b>0</b>	<b>3343</b>	<b>232</b>

# VILLANOVA FOOTBALL GAME NOTES

## GAME BY GAME TACKLES

Total Tackles	UA-A	TOT	LEH	LIU	ARMY	MON	MAINE	RICH	UALB	HAMP	TOW	WM	DEL
Shane Hartzell	26-35	61	2-3	2-4	3-4	3-2	0-4	8-7	4-2	3-3	1-6		
Ethan Potter	28-23	51	4-5	4-1	3-1	0-0	4-7	6-5	1-1	1-1	5-2		
Ty Trinh	29-21	50	1-5	4-1	1-1	5-1	3-4	4-4	5-1	5-2	1-2		
Jalen Goodman	33-16	49	3-3	4-3	3-0	5-2	3-1	2-1	6-2	2-2	5-2		
Antonio Montero	20-20	40	4-6	4-2	0-1	4-2	0-3	2-2	2-1	3-1	1-2		
Elijah Glover	23-15	38	1-3	4-2	4-1	0-2	1-1	5-2	5-3	1-1	2-0		
Brendan Bell	20-16	36	1-7	3-1	0-0	0-0	1-0	6-1	3-1	1-1	5-5		
Kshawn Schulters	22-12	34	1-3	1-2	0-0	2-0	4-1	4-1	5-2	3-0	2-3		
Bryce Ganius	17-16	33	0-2	1-2	3-4	3-1	3-3	2-1	0-1	3-1	2-1		
Timmy Furgeson	10-18	28	0-4	1-3	3-5	2-4	2-1	0-0	0-0	0-0	2-1		
Tyrell Mims	15-9	24	0-2	0-1	1-1	3-0	2-0	3-3	2-0	2-0	2-2		
Jared Nelson	10-12	22	0-1	0-1	0-2	1-1	1-0	0-1	2-3	0-1	6-2		
Christian Sapp	11-7	18	1-1	3-0	2-3	2-0	0-1	1-0	1-1	1-0	0-1		
Danny Abraham	8-7	15	0-3	2-1	1-1	0-0	2-1	0-0	2-1	1-0	0-0		
Garrett Zobel	5-10	15	0-0	0-2	0-1	1-1	0-1	2-0	0-2	1-1	1-2		
Dan Damico	4-11	15	0-2	0-1	2-4	1-1	0-0	0-0	0-0	0-0	1-3		
Jake Green	5-8	13	0-1	1-0	0-3	1-1	0-0	0-2	0-0	1-0	2-1		
Jordan Nelson	2-8	10	1-2	1-0	0-2	0-0	0-2	0-0	0-2	0-0	0-0		
TD Ayo-Durojaiye	3-6	9	0-2	0-0	1-0	1-0	3-5	0-0	0-0	0-0	0-1		
CJ Pressley	2-7	9	0-5	1-0	0-1	0-0	0-0	1-0	0-0	0-0	0-1		
Devon Marshall	6-2	8	1-0	1-0	0-0	0-0	0-1	0-0	2-0	0-0	2-1		
Ayden Howard	4-2	6	0-0	0-2	1-0	0-0	2-0	0-0	1-0	0-0	0-0		
Riche Kimmel	3-2	5	0-0	0-0	1-0	0-0	2-2	0-0	0-0	0-0	0-0		
Dez Boykin	1-2	3	0-2	0-0	0-0	0-0	1-0	0-0	0-0	0-0	0-0		
John Rhodan	1-2	3	0-1	0-0	0-0	0-0	0-0	0-0	1-0	0-0	0-1		
Tyler Will	1-2	3	0-1	0-0	0-0	0-0	0-0	0-0	1-1	0-0	0-0		
Rayjuon Pringle	1-1	2	0-0	1-0	0-0	0-0	0-0	0-0	0-0	0-0	0-1		
Josh Slay	1-1	2	0-1	0-0	1-0	0-0	0-0	0-0	0-0	0-0	0-0		
Jon Wyatt	1-1	2	1-1	0-0	0-0	0-0	0-0	0-0	0-0	0-0	0-0		
Jonnie Pitman	0-2	2	0-2	0-0	0-0	0-0	0-0	0-0	0-0	0-0	0-0		
Jaaron Hayek	1-0	1	0-0	0-0	0-0	0-0	0-0	0-0	1-0	0-0	0-0		
Jalen Jackson	1-0	1	0-0	0-0	0-0	1-0	0-0	0-0	0-0	0-0	0-0		
Josh Oluremi	1-0	1	1-0	0-0	0-0	0-0	0-0	0-0	0-0	0-0	0-0		
JR Strauss	1-0	1	0-0	0-0	1-0	0-0	0-0	0-0	0-0	0-0	0-0		
Jalen Howard	0-1	1	0-0	0-1	0-0	0-0	0-0	0-0	0-0	0-0	0-0		
Jake Northrop	0-1	1	0-0	0-0	0-1	0-0	0-0	0-0	0-0	0-0	0-0		
<b>TOTAL</b>	<b>230-226</b>	<b>456</b>	<b>22-68</b>	<b>38-30</b>	<b>31-36</b>	<b>35-18</b>	<b>32-36</b>	<b>46-30</b>	<b>44-24</b>	<b>28-14</b>	<b>40-40</b>		

## SPECIAL TEAMS TACKLES

Total Tackles	KO-PU	TOT	LEH	LIU	ARMY	MON	MAINE	RICH	UALB	HAMP	TOW	WM	DEL
TD Ayo-Durojaiye	7-1	8	2-0	0-0	1-0	1-0	3-1	0-0	0-0	0-0	0-0		
Jordan Nelson	6-1	7	2-0	1-0	0-0	0-0	1-1	0-0	2-0	0-0	0-0		
Tyrell Mims	6-0	6	2-0	0-0	0-0	2-0	0-0	1-0	0-0	0-0	1-0		
Ethan Potter	5-0	5	1-0	0-0	1-0	0-0	0-0	0-0	1-0	1-0	1-0		
Danny Abraham	4-0	4	1-0	0-0	0-0	0-0	2-0	0-0	0-0	1-0	0-0		
Elijah Glover	2-2	4	0-0	0-0	0-0	0-0	0-1	0-0	2-0	0-0	0-1		
Dez Boykin	3-0	3	2-0	0-0	0-0	0-0	1-0	0-0	0-0	0-0	0-0		
Richie Kimmel	3-0	3	0-0	0-0	0-0	0-0	3-0	0-0	0-0	0-0	0-0		
Christian Sapp	3-0	3	0-0	0-0	0-0	0-0	0-0	0-0	1-0	1-0	1-0		
Tyler Will	3-0	3	1-0	0-0	0-0	0-0	0-0	0-0	2-0	0-0	0-0		
Brendan Bell	2-0	2	0-0	2-0	0-0	0-0	0-0	0-0	0-0	0-0	0-0		
Ty Trinh	1-1	2	0-0	0-0	0-0	0-0	0-1	0-0	1-0	0-0	0-0		
Jalen Goodman	1-0	1	0-0	1-0	0-0	0-0	0-0	0-0	0-0	0-0	0-0		
Jaaron Hayek	0-1	1	0-0	0-0	0-0	0-0	0-0	0-0	0-1	0-0	0-0		
<b>TOTAL</b>	<b>46-6</b>	<b>52</b>	<b>11-0</b>	<b>4-0</b>	<b>2-0</b>	<b>3-0</b>	<b>10-4</b>	<b>1-0</b>	<b>9-1</b>	<b>3-0</b>	<b>3-1</b>		

# VILLANOVA FOOTBALL GAME NOTES

## GAME BY GAME STARTERS

OFFENSE	QB	RB	WR/TE	WR	WR/TE	TE	LT	LG	C	RG	RT
<b>Lehigh</b>	Watkins	Barlee	Boykin	Hayek	Pringle	Gilroy	Ajirotutu	Petrovcik	Picard	Corbi	Torres
<b>LIU</b>	Watkins	Barlee	Boykin	Hayek	Pringle	Gilroy	Ajirotutu	Petrovcik	Picard	Corbi	Torres
<b>Army</b>	Watkins	Barlee	Boykin	Hayek	Pringle	Gilroy	Ajirotutu	Petrovcik	Picard	Corbi	Torres
<b>Monmouth</b>	Watkins	Jackson	Stanton	Hayek	Pringle	Gilroy	Ajirotutu	Petrovcik	Gamroth	Corbi	Torres
<b>Maine</b>	Watkins	Jackson	Stanton	Hayek	Pringle	Gilroy	Ajirotutu	Petrovcik	Gamroth	Rolling	Torres
<b>Richmond</b>	Watkins	Ayo-Durojaiye	Boykin	Hayek	Pringle	Gilroy	Ajirotutu	Petrovcik	Gamroth	Corbi	Torres
<b>UAlbany</b>	Watkins	Ayo-Durojaiye	Boykin	Hayek	Pringle	Gilroy	Voltaire	Petrovcik	Gamroth	Corbi	Torres
<b>Hampton</b>	Watkins	Ayo-Durojaiye	Sanchez	Hayek	Pringle	Gilroy	Voltaire	Petrovcik	Picard	Corbi	Torres
<b>Towson</b>	Watkins	Ayo-Durojaiye	Boykin	Sanchez	Pringle	Gilroy	Ajirotutu	Petrovcik	Picard	Corbi	Torres

W&M  
Delaware

DEFENSE	DE	DT	DE	LB	MLB	LB	CB	CB	FS	WS	SS
<b>Lehigh</b>	Ganious	Nelson	Zobel	Hartzell	Furgeson	Bell	Schulters	Sapp	Goodman	Trinh	Glover
<b>LIU</b>	Ganious	Nelson	Zobel	Hartzell	Furgeson	Bell	Schulters	Sapp	Goodman	Trinh	Glover
<b>Army</b>	Ganious	Nelson	Zobel	Hartzell	Furgeson	Montero	Mims	Sapp	Goodman	Trinh	Damico (LB)
<b>Monmouth</b>	Ganious	Nelson	Zobel	Hartzell	Furgeson	Montero	Mims	Sapp	Goodman	Trinh	Damico (LB)
<b>Maine</b>	Ganious	Nelson	Zobel	Hartzell	Bell	Potter	Mims	Schulters	Goodman	Trinh	Glover
<b>Richmond</b>	Ganious	Nelson	Zobel	Hartzell	Bell	Potter	Mims	Schulters	Goodman	Trinh	Glover
<b>UAlbany</b>	Ganious	Nelson	Zobel	Hartzell	Bell	Montero	Mims	Schulters	Goodman	Trinh	Glover
<b>Hampton</b>	Ganious	Nelson	Zobel	Hartzell	Bell	Potter	Mims	Schulters	Goodman	Trinh	Glover
<b>Towson</b>	Ganious	Nelson	Zobel	Hartzell	Bell	Montero	Mims	Schulters	Goodman	Trinh	Glover

W&M  
Delaware

## VILLANOVA SCORING DRIVES

OPP	QTR	TIME	PL/YDS/TM	RES	PLAY	OPP	QTR	TIME	PL/YDS/TM	RES	PLAY
Lehigh	1	3:52	8-61 2:58	FG	Mercurio 27 yd field goal	UAlbany	1	14:37	2-70 0:16	TD	Ayo-Durojaiye 70 yd run
Lehigh	2	14:41	2-66 0:15	TD	Boykin 66 yd reception	UAlbany	2	10:52	10-80 6:03	TD	Hayek 18 yd reception
Lehigh	2	12:33	3-21 1:27	TD	Jackson 9 yd run	UAlbany	2	1:09	5-54 0:51	TD	Pringle 20 yd reception
Lehigh	2	8:59	4-57 1:48	TD	Hayek 4 yd reception	UAlbany	4	4:44	1-80 0:11	TD	Pringle 80 yd reception
Lehigh	2	3:06	2-79 0:40	TD	Hayek 68 yd reception	UAlbany	4	0:00	4-54 0:49	FG	Mercurio 28 yd field goal
Lehigh	3	4:15	9-80 5:05	TD	Watkins 4 yd run						
Lehigh	4	12:21	4-15 2:09	TD	Barlee 2 yd run	Hampton	1	14:42	2-75 0:18	TD	Watkins 75 yd run
						Hampton	2	3:35	9-66 3:59	FG	Mercurio 26 yd field goal
LIU	1	1:06	9-56 5:00	FG	Mercurio 34 yd field goal	Hampton	3	7:11	10-64 5:37	TD	Hayek 11 yd reception
LIU	2	5:45	7-87 4:13	TD	Watkins 11 yd run	Hampton	4	10:42	8-54 4:12	TD	Watkins 30 yd run
LIU	2	2:06	2-66 0:29	TD	Boykin 60 yd reception						
LIU	3	13:42	3-25 1:13	TD	Barlee 5 yd run	Towson	1	6:13	17-59 7:14	FG	Mercurio 25 yd field goal
LIU	3	9:25	5-51 1:55	TD	Pringle 14 yd reception						
LIU	4	6:17	2-81 0:49	TD	Ayo-Durojaiye 10 yd run						
Army	1	5:27	11-75 5:23	TD	Pringle 5 yd reception						
Monmouth	1	9:26	7-74 3:44	TD	Jackson 9 yd run						
Monmouth	2	2:04	7-80 4:00	TD	Watkins 1 yd run						
Monmouth	3	9:44	10-68 5:10	TD	Jackson 2 yd run						
Monmouth	3	3:08	8-90 5:08	TD	Jackson 12 yd run						
Monmouth	4	12:11	4-51 1:54	TD	Pringle 17 yd reception						
Monmouth	4	2:42	7-61 3:39	TD	Watkins 5 yd run						
Maine	1	10:21	8-49 4:32	FG	Mercurio 39 yd field goal						
Maine	1	5:45	6-41 3:17	TD	Jackson 5 yd run						
Maine	2	7:58	12-65 7:28	TD	Hayek 4 yd reception						
Maine	2	4:40	3-83 1:35	TD	Hayek 83 yd reception						
Maine	2	1:02	5-71 1:01	TD	Hayek 18 yd reception						
Maine	3	9:22	5-86 2:49	TD	Hayek 42 yd reception						
Maine	4	8:38	—	TD	Goodman 23 yd INT						
Richmond	1	2:33	10-62 5:21	TD	Watkins 13 yd run						
Richmond	2	7:04	13-77 7:55	FG	Mercurio 24 yd field goal						

# VILLANOVA FOOTBALL GAME NOTES

## LONG PLAYS BY THE NUMBERS

YARDS	NO.	TD
100+	0	0
90-99	0	0
80-89	2	2
70-79	3	2
60-69	5	3
50-59	2	0
40-49	8	1
30-39	11	1
20-29	29	2

## LONG PLAYS BY TYPE

PLAY	NO.	TD
Rushing	16	3
Passing	25	7
Punt Returns	0	0
Kick Returns	17	0
Interceptions	2	1
Fumble Returns	0	0
Other	0	0
<b>TOTAL</b>	<b>60</b>	<b>11</b>

## LONGEST PLAYS OF THE YEAR

RUSHING	
75	Connor Watkins vs. Hampton
RUSHING TOUCHDOWN	
75	Connor Watkins vs. Hampton
PASSING	
83	Connor Watkins at Maine
PASSING TOUCHDOWN	
83	Connor Watkins at Maine
PUNT RETURN	
13	Rayjuon Pringle at Maine
KICK RETURN	
68	Dez Boykin vs. Lehigh
INTERCEPTION RETURN	
32	Danny Abraham vs. Lehigh
FUMBLE RETURN	
0	Bryce Ganius vs. Lehigh
0	Brendan Bell at LIU
PUNT	
55	William Bartel at Towson
FIELD GOAL	
40	Matthew Mercurio at Army West Point

## LONGEST PLAYS OF THE YEAR (20+ YARDS)

YDS	TYPE	PLAYER	OPPONENT
83*	Pass	Connor Watkins to Jaaron Hayek	Maine
80*	Pass	Connor Watkins to Rayjuon Pringle	UAlbany
75*	Rush	Connor Watkins	Hampton
71	Rush	DeeWil Barlee	LIU
70*	Rush	TD Ayo-Durojaiye	UAlbany
68*	Pass	Connor Watkins to Jaaron Hayek	Lehigh
68	KR	Dez Boykin	Lehigh
66*	Pass	Connor Watkins to Dez Boykin	Lehigh
62	Pass	Connor Watkins to Jaaron Hayek	LIU
60*	Pass	Connor Watkins to Dez Boykin	LIU
51	Pass	Connor Watkins to Jaaron Hayek	Monmouth
51	Rush	TD Ayo-Durojaiye	Richmond
48	Pass	Connor Watkins to Jaaron Hayek	LIU
47	Pass	Connor Watkins to Rayjuon Pringle	Lehigh
44	KR	Dez Boykin	Army West Point
44	Pass	Connor Watkins to Jaaron Hayek	Monmouth
43	Pass	Connor Watkins to Jaaron Hayek	Hampton
42	Pass	Connor Watkins to Jaaron Hayek	Lehigh
42*	Pass	Connor Watkins to Jaaron Hayek	Maine
40	Pass	Connor Watkins to Jaaron Hayek	Richmond
38	Pass	Connor Watkins to Rayjuon Pringle	Lehigh
38	KR	Dez Boykin	Richmond
34	Pass	Connor Watkins to Dez Boykin	Monmouth
33	Pass	Connor Watkins to Rayjuon Pringle	UAlbany
32	INT	Danny Abraham	Lehigh
31	KR	Dez Boykin	Monmouth
31	KR	Dez Boykin	Maine
30	Rush	Connor Watkins	LIU
30	Pass	Connor Watkins to Charlie Gilroy	Monmouth
30*	Rush	Connor Watkins	Hampton
30	KR	Jaylan Sanchez	Hampton
29	Pass	Connor Watkins to Jaaron Hayek	Richmond
28	Rush	TD Ayo-Durojaiye	LIU
27	KR	Dez Boykin	LIU
27	KR	Dez Boykin	Maine
27	Rush	TD Ayo-Durojaiye	UAlbany
26	KR	TD Ayo-Durojaiye	Monmouth
26	KR	Dez Boykin	Towson
25	Pass	Connor Watkins to Rayjuon Pringle	Army West Point
24	KR	Dez Boykin	LIU
24	Rush	Connor Watkins	Monmouth
24	Pass	Connor Watkins to Dez Boykin	Maine
24	Rush	TD Ayo-Durojaiye	Richmond
23	KR	TD Ayo-Durojaiye	Army West Point
23*	INT	Jalen Goodman	Maine
23	KR	Dez Boykin	Maine
23	Pass	Connor Watkins to Dez Boykin	UAlbany
22	KR	Dez Boykin	UAlbany
22	KR	Dez Boykin	Towson
21	Rush	DeeWil Barlee	LIU
21	Rush	Jalen Jackson	Monmouth
21	Pass	Connor Watkins to Jaaron Hayek	UAlbany
21	KR	Dez Boykin	Towson
20	Rush	Connor Watkins	Army West Point
20	Rush	Connor Watkins	Army West Point
20	Rush	Rayjuon Pringle	Maine
20	Pass	Connor Watkins to Jaylan Sanchez	Maine
20*	Pass	Connor Watkins to Rayjuon Pringle	UAlbany
20	KR	Dez Boykin	UAlbany
20	Rush	TD Ayo-Durojaiye	Hampton

\* denotes a touchdown

## 20-YARD PLUS BY PLAYER

PLAYER	NO.	TD	RUSH	REC.	KR	PR	IR	FR
Boykin	19	2	0	5	14	0	0	0
Hayek	12	3	0	12	0	0	0	0
Ayo-Durojaiye	8	1	6	0	2	0	0	0
Pringle	7	2	1	6	0	0	0	0
Watkins	6	2	6	0	0	0	0	0
Barlee	2	0	2	0	0	0	0	0
Sanchez	2	0	0	1	1	0	0	0
Goodman	1	1	0	0	0	0	1	0
Jackson	1	0	1	0	0	0	0	0
Gilroy	1	0	0	1	0	0	0	0
Abraham	1	0	0	0	0	0	1	0
<b>TOTAL</b>	<b>60</b>	<b>11</b>	<b>16</b>	<b>25</b>	<b>17</b>	<b>0</b>	<b>2</b>	<b>0</b>

# VILLANOVA FOOTBALL GAME NOTES

## MISCELLANEOUS STATS

### NON-OFFENSIVE TOUCHDOWNS

Player	Type	Yds	Opponent
Jalen Goodman	INT	23	Maine

### POINTS OFF TURNOVERS

OPPONENT	VU TO	OPP PTS	OPP TO	VU PTS	+/-
Lehigh	0	0	2	14	+14
LIU	4	0	3	7	+7
Army West Point	2	7	0	0	-7
Monmouth	2	7	1	0	-7
Maine	0	0	1	7	+7
Richmond	2	0	1	0	0
UAlbany	0	0	1	0	0
Hampton	1	0	1	0	0
Towson	1	3	2	0	-3
William & Mary Delaware					
<b>TOTAL</b>	<b>12</b>	<b>17</b>	<b>12</b>	<b>28</b>	<b>+11</b>

### CAREER INTERCEPTIONS

Player	INT	Return Yards	Long	TD
Elijah Glover	4	130	78	1
Danny Abraham	4	51	32	0
Kshawn Schulters	3	50	48	0
Dan Damico	2	0	0	0
Tyrell Mims	2	0	0	0
Jalen Goodman	1	23	23	1
Jake Green	1	4	4	0
Ethan Potter	1	1	1	0
CJ Pressley	1	1	1	0
Ty Trinh	1	0	0	0
Antonio Montero	1	-1	0	0

### CAREER FUMBLES

Player	FF	FR	Return Yards	TD
Danny Abraham	0	1	0	0
Jaquan Allen	1	0	0	0
Brendan Bell	0	1	0	0
Dan Damico	4	0	0	0
TD Ayo-Durojaiye	0	1	0	1
Timmy Furgeson	1	1	0	0
Bryce Ganius	3	1	0	0
Jalen Goodman	1	0	0	0
Elijah Glover	1	0	0	0
Shane Hartzell	1	0	0	0
Tyrell Mims	0	1	0	0
Antonio Montero	2	2	0	0
Jared Nelson	1	0	0	0
Jake Northrop	1	0	0	0
Ethan Potter	1	1	0	0
Ty Trinh	0	1	0	0
Garrett Zobel	1	2	0	0

### CAREER BLOCKED KICKS

Player	Type	Opponent	Date
Brendan Bell	Punt	UAlbany	10.16.21
Dan Damico	FG	Stony Brook	3.27.21
Tyrell Mims	Punt	William & Mary	10.30.21

### CAREER 100-YARD RUSHING GAMES

Player	Yds.	Att.	TD	Opp.	Date
TD Ayo-Durojaiye	110	16	1	LIU	9.10.22
TD Ayo-Durojaiye	106	11	0	Richmond	10.15.22
TD Ayo-Durojaiye	136	20	1	UAlbany	10.22.22
TD Ayo-Durojaiye	112	25	0	Hampton	10.29.22
DeeWil Barlee	131	22	1	Stony B.	10.26.19
DeeWil Barlee	114	18	1	Rich.	11.9.19
DeeWil Barlee	18	177	1	LIU	9.10.22
Jalen Jackson	104	12	2	URI	10.23.21
Jalen Jackson	103	11	2	Stony B.	11.13.21
Jalen Jackson	187	28	3	Monmouth	9.24.22
Connor Watkins	130	11	2	Hampton	10.29.22

### CAREER 100-YARD RECEIVING GAMES

Player	Yds.	Rec.	TD	Opp.	Date
Jaaron Hayek	108	6	2	Towson	9.21.19
Jaaron Hayek	105	6	1	SELA	11.30.19
Jaaron Hayek	127	8	1	Rich.	9.18.21
Jaaron Hayek	115	6	1	W&M	10.30.21
Jaaron Hayek	117	5	1	Dela.	11.20.21
Jaaron Hayek	141	6	2	Lehigh	9.2.22
Jaaron Hayek	120	4	0	LIU	9.10.22
Jaaron Hayek	136	6	0	Monmouth	9.24.22
Jaaron Hayek	159	5	4	Maine	10.1.22
Rayjuon Pringle	171	9	1	Stony B.	3.6.21
Rayjuon Pringle	107	4	2	Penn St.	9.25.21
Rayjuon Pringle	132	8	1	JMU	10.9.21
Rayjuon Pringle	105	7	0	Elon	11.6.21
Rayjuon Pringle	143	4	2	UAlbany	10.22.22

### CAREER 300-YARD PASSING GAMES

Player	Yds.	C-A-I	TD	Opp.	Date
--------	------	-------	----	------	------

### CAREER DOUBLE DIGIT TACKLE GAMES

Player	TOT	UA-A	Opp.	Date
Brendan Bell	10	5-5	Towson	11.5.22
Dan Damico	16	5-11	Morgan St.	9.15.18
Dan Damico	14	13-1	Maine	3.13.21
Dan Damico	14	8-6	Towson	10.30.21
Dan Damico	14	2-12	Stony B.	11.20.21
Dan Damico	13	3-10	Stony B.	11.23.19
Dan Damico	12	8-4	CCSU	11.30.19
Dan Damico	11	5-6	St. Francis	9.22.18
Dan Damico	11	2-9	Richmond	10.13.18
Dan Damico	11	3-8	UNH	11.10.18
Dan Damico	11	6-5	Monmouth	9.14.19
Dan Damico	10	5-5	Delaware	11.3.18
Dan Damico	10	37	Villanova	10.16.21
Jalen Goodman	13	10-3	URI	3.13.21
Jalen Goodman	12	10-2	Holy Cr.	12.3.21
Shane Hartzell	15	8-7	Richmond	10.15.22
Antonio Montero	11	7-4	Army	8.30.19
Antonio Montero	11	4-7	Marshall	11.2.19
Antonio Montero	11	2-9	UTEP	11.30.19
Antonio Montero	11	4-7	Arkansas	9.4.21
Antonio Montero	10	3-7	Sou. Miss.	10.31.20
Antonio Montero	10	2-8	Houston	9.11.21
Antonio Montero	10	4-6	Lehigh	9.2.22
Ethan Potter	11	4-7	Maine	10.1.22
Ethan Potter	11	6-5	Richmond	10.15.22

# VILLANOVA FOOTBALL GAME NOTES

## DEFENSE/SPECIAL TEAMS TOUCHDOWNS (since becoming an FCS member in 1985)

PLAY	TDs
<b>DEFENSE (66)</b>	
Interception Return.....	42
Fumble Return.....	18
Blocked Punt Return.....	5
Blocked Field Goal Return.....	1
<b>SPECIAL TEAMS (17)</b>	
Kick Return.....	15
Punt Return.....	2
<b>TOTAL</b> .....	<b>83</b>

## LONGEST TOUCHDOWNS BY TYPE

### Interception Return

100 yards by Rob Rolle on September 17, 2016 vs. Towson

### Fumble Return

99 yards by Jaquan Amos on October 7, 2017 vs. Maine

### Return of Blocked Punt

33 yards by Ademole Turner on September 21, 1996 vs. Fordham

### Return of Blocked Field Goal

73 yards by Craig James on September 28, 2013 vs. Penn

### Kick Return

100 yards by Nowoola Awopetu on November 9, 2019 vs. Richmond

### Punt Return

66 yards by Poppy Livers on October 20, 2012 vs. Georgia State

## DEFENSIVE/SPECIAL TEAMS TDS BY YEAR

<b>DEFENSE</b>	
4.....	2000, 2016, 2017, 2019
3.....	2004, 2005, 2007, 2009, 2012, 2013
2.....	1986 1989, 1991, 1992, 1994, 1996, 1999, 2003, 2008, 2010, 2011, 2014, 2018, 2021
1.....	1997, 1998, 2001, 2022
<b>SPECIAL TEAMS</b>	
2.....	2000, 2010
1.....	1996, 1997, 1998, 2001, 2002, 2003, 2004, 2007, 2008, 2009, 2012, 2017, 2019

## DEFENSIVE/SPECIAL TEAMS TDS BY MONTH

August.....	3
September.....	35
October.....	21
November.....	21
December.....	3

## DEFENSIVE/SPECIAL TEAMS TDS BY PLAYER

DEFENSIVE TOUCHDOWNS	TDs
Jaquan Amos.....	4
Jimmy Pitts.....	3
Ronnie Akins.....	2
Nowoola Awopetu.....	2
Brian Barajas.....	2
Eric Loper.....	2
Rob Rolle.....	2
Joe Sarnese.....	2
Jeff Steeb.....	2
Daryl Stewart.....	2
Darrell Adams.....	1
<b>TD Ayo-Durojaiye</b> .....	<b>1</b>
Rodney Badger.....	1
Christian Benford.....	1
Austin Calitro.....	1
Clarence Curry.....	1
Chris Curtis.....	1
John Dempsey.....	1
Curtis Eller.....	1
Brennan Erbeznik.....	1
<b>Jalen Goodman</b> .....	<b>1</b>
Sean Goodrich.....	1
Mike Hoffman.....	1
Brian Hulea.....	1
Keeling Hunter.....	1
Craig James.....	1
Gary Johnson.....	1
Marlon Johnson.....	1
Joe Keating.....	1
Salim Koroma.....	1
Tanoh Kpassagnon.....	1
Tim Kukucka.....	1
DeLonne Kelly.....	1
Kevin Long.....	1
Jason McMillion.....	1
Jerry Miles.....	1
Martel Moody.....	1
Steven Neugebauer.....	1
Osayi Osunde.....	1
Delmon Robertson.....	1
Bobby Rosato.....	1
Dan Silva.....	1
Kwesi Solomon.....	1
Rich Spugnardi.....	1
Terence Taylor.....	1
Elijah Trent.....	1
Ademole Turner.....	1
Ray Ventrone.....	1
Ross Ventrone.....	1
Curtis Waltman.....	1
Aaron Weems.....	1
Darrel Young.....	1
<b>SPECIAL TEAMS TOUCHDOWNS</b>	
Brian Westbrook.....	5
Angelo Babbaro.....	3
Martin Gibson.....	3
Matt Szczur.....	2
Nowoola Awopetu.....	1
Poppy Livers.....	1
Taurus Phillips.....	1
Ademole Turner.....	1

# VILLANOVA FOOTBALL GAME NOTES

## SINGLE GAME HIGHS

### INDIVIDUAL SINGLE GAME HIGHS

Category	No.	Player
Rushes	28	Jalen Jackson vs. Monmouth
Rushing Yards	187	Jalen Jackson vs. Monmouth
Rushing TDs	3	Jalen Jackson vs. Monmouth
Long Rush	75	Connor Watkins vs. Hampton
Pass Attempts	31	Connor Watkins vs. Hampton
Pass Completions	18	Connor Watkins vs. UAlbany
Passing Yards	298	Connor Watkins vs. Lehigh
Passing TDs	4	Connor Watkins at Maine
Long Pass	83	Connor Watkins at Maine
Receptions	6	Jaaron Hayek vs. Lehigh/vs. Monmouth
Receiving Yards	159	Jaaron Hayek at Maine
Receiving TDs	4	Jaaron Hayek at Maine
Long Reception	83	Jaaron Hayek at Maine
Field Goals	1	Matthew Mercurio (8x)
Long Field Goal	40	Matthew Mercurio at Army West Point
Punts	10	William Bartel at Towson
Punting Average	41.7	William Bartel at Towson
Long Punt	55	William Bartel at Towson
Punts Inside 20	4	William Bartel at Towson
Long Punt Return	13	Rayjuon Pringle at Maine
Long Kick Return	68	Dez Boykin vs. Lehigh
Long INT Return	32	Danny Abraham vs. Lehigh
Long FR Return	0	2x
Tackles	15	Shane Hartzell at Richmond
Tackles For Loss	2.5	Potter at Richmond/Nelson at Towson
Sacks	1.5	Danny Abraham vs. UAlbany
Interceptions	1	8x

### OPPONENT SINGLE GAME HIGHS

Category	No.	Player
Rushes	23	Aaron Dykes, Richmond
Rushing Yards	211	Jaden Shirden, Monmouth
Rushing TDs	2	Jaden Shirden/Owen Wright, Monmouth
Long Rush	56	Jaden Shiren, Monmouth
Pass Attempts	45	Derek Green, LIU
Pass Completions	31	Derek Green, LIU
Passing Yards	370	Reese Poffenbarger, UAlbany
Passing TDs	3	Muskett, Monmouth/Poffenbarger, UAlbany
Long Pass	43	Tony Muskett, Monmouth
Receptions	11	Roy Alexander, UAlbany
Receiving Yards	106	Jalen Burbage, Lehigh
Receiving TDs	2	3x
Long Reception	43	Assanti Kearney, Monmouth
Field Goals	2	Lopez, Richmond/Vaughan, Towson
Long Field Goal	42	Keegan Vaughan, Towson
Punts	8	Axel Perez, Hampton
Punting Average	55.5	Ryan Kost, Monmouth
Long Punt	73	Tyler Pastula, UAlbany
Punts Inside 20	4	Brina Cooley, Maine
Long Punt Return	77	D'Ago Hunter, Towson
Long Kick Return	60	D'Ago Hunter, Towson
Long INT Return	33	Davis Smith, Monmouth
Long FR Return	7	Philip O'Connor, Richmond
Tackles	15	Antwan Spencer, LIU
Tackles For Loss	3.0	Anton Juncaj, UAlbany
Sacks	2.0	Zander Barnett, Richmond
Interceptions	3	Victor Nelson Jr., LIU

### TEAM SINGLE GAME HIGHS

Category	No.	Villanova
Rushes	49	at LIU
Rushing Yards	365	at LIU
Yards Per Rush	7.4	at LIU
Rushing TDs	5	vs. Monmouth
Pass Attempts	31	vs. Hampton
Pass Completions	18	UAlbany
Passing Yards	298	vs. Lehigh
Yards Per Pass	19.9	vs. Lehigh
Passing TDs	4	at Maine
Total Plays	78	vs. Hampton
Total Offense	561	at LIU
Yards Per Play	9.2	at LIU
Points	45	vs. Lehigh/at Maine
First Downs	26	vs. Monmouth
Penalties	8	at LIU/at Richmond
Penalty Yards	78	at LIU
Turnovers	4	at LIU
Sacks	3.0	UAlbany
Interceptions	2	at LIU
Punts	10	at Towson
Punting Average	41.7	at Towson
Third Down Pct.	52.9 (9 of 17)	vs. Hampton
Fourth Down Pct.	100.0 (2 of 2)	at Maine/vs. Hampton

### OPPONENT SINGLE GAME HIGHS

Category	No.	Opponent
Rushes	55	Army West Point
Rushing Yards	472	Army West Point
Yards Per Rush	8.6	Army West Point
Rushing TDs	6	Army West Point
Pass Attempts	45	LIU
Pass Completions	33	UAlbany
Passing Yards	370	UAlbany
Yards Per Pass	9.5	Monmouth
Passing TDs	3	Monmouth/UAlbany
Total Plays	77	Lehigh
Total Offense	482	Monmouth
Yards Per Play	8.4	Army West Point
Points	49	Army West Point, Monmouth
First Downs	28	Monmouth
Penalties	12	UAlbany
Penalty Yards	115	UAlbany
Turnovers	3	LIU
Sacks	4	Richmond
Interceptions	4	LIU
Punts	8	Hampton
Punting Average	55.5	Monmouth
Third Down Pct.	43.8 (7 of 16)	Richmond
Fourth Down Pct.	100.0 (3 of 3)	Army West Point

# VILLANOVA FOOTBALL GAME NOTES

## THE LAST TIME VILLANOVA

VILLANOVA	SPAN OF GAMES	LAST TIME
<b>Scoring</b>		
50-59	20	55 vs. Bucknell (9.11.2021)
60-69	182	63 vs. William & Mary (10.6.2007)
70+	1,186	NEVER
<10	0	<b>3 at Towson (11.5.2022)</b>
<7	0	<b>3 at Towson (11.5.2022)</b>
Shutout by	42	0-34 vs. New Hampshire (10.27.2018)
Shutout by (CAA)	42	0-34 vs. New Hampshire (10.27.2018)
Shutout by (home)	42	0-34 vs. New Hampshire (10.27.2018)
Shutout by (road)	67	0-23 vs. Richmond (10.15.2016)
Shutout opponent	12	35-0 at Elon (11.6.2021)
Shutout (home)	15	44-0 vs. Rhode Island (10.23.2021)
Shutout (road)	13	35-0 at Elon (11.6.2021)
Shutout (CAA)	14	44-0 vs. Rhode Island (10.23.2021)
<b>Rushing</b>		
<b>300+ Yards</b>	7	<b>365 at LIU (9.10.2022)</b>
400+ Yards	157	410 vs. Northeastern (9.26.2009)
<100 Yards	0	<b>85 at Towson (11.5.2022)</b>
<0 Yards	191	-39 vs. Maine (10.14.2006)
<b>Passing</b>		
300-399 Yards	19	350 vs. Richmond (9.18.2021)
400-499 Yards	204	418 vs. New Hampshire (10.1.2005)
<b>Total Offense</b>		
<b>500-599 Yards</b>	5	<b>531 vs. Monmouth (9.24.2022)</b>
600-699 Yards	46	609 vs. Bucknell (9.22.2018)
700+ Yards	738	706 vs. North Carolina State (11.19.1949)
<200 Yards	0	<b>153 at Towson (11.5.2022)</b>
<100 Yards	373	87 vs. New Hampshire (11.3.1990)
30+ first downs	27	30 vs. Delaware (11.23.2019)
100+ penalty yards	16	10-110 at UAlbany (10.16.2021)
2 fumbles lost	16	2 at UAlbany (10.16.2021)
3+ fumbles lost	46	3 vs. Bucknell (9.22.2018)
Scored a safety	84	1 vs. Connecticut (9.3.2015)
Scored two safeties	112	2 vs. James Madison (11.10.2012)
<b>Allowed a safety</b>	2	<b>1 vs. UAlbany (10.22.2022)</b>
Forced 5 TO	21	6 at Lehigh (9.4.2021)
Forced 6+ TO	21	6 at Lehigh (9.4.2021)
Committed 5+ TO	108	5 vs. Fordham (9.7.2013)
4+ interceptions	21	4 at Lehigh (9.4.2021)
<b>Forced 2 fumbles</b>	8	<b>2 vs. Lehigh (9.2.2022)</b>
Forced 3 fumbles	15	3 vs. Rhode Island (10.23.2021)
Forced 4+ fumbles	92	4 vs. Rhode Island (10.11.2014)
Recovered 2 fumbles	20	0 at Lehigh (9.4.2021)
Recovered 3+ fumbles	15	3 vs. Rhode Island (10.23.2021)
2+ defensive TDs	41	2 INT returns vs. Richmond (11.3.2018)
Defense/ST TDs	58	2 INT returns/1 PR vs. Lafayette (9.16.2017)
Consecutive games non-off. TD	36	3 straight, vs. Colgate/Lehigh/Bucknell (8.24-9.14.2019)
<b>5 total TD's in a game</b>	7	<b>5 at LIU (9.10.2022)</b>
<b>6 total TD's in a game</b>	4	<b>6 at Maine (10.1.2022)</b>
7+ total TD's in a game	20	7 vs. Bucknell (9.11.2021)
Recovered onside kick	99	vs. Delaware (11.23.2013)
Defensive 2-point conv.	317	vs. William & Mary (10.28.1995)
<b>Walk-Off Win</b>	2	<b>vs. UAlbany (10.22.2022)</b>
<b>RUSHING</b>		
<b>100-199</b>	2	<b>130, Watkins and 112, Ayo-Durojaiye vs. Hampton (10.29.2022)</b>
200-299	102	214, John Robertson vs. Maine (10.26.2013)
300+	1,187	NEVER
<b>2 players 100+</b>	1	<b>Watkins (130), Ayo-Durojaiye (112) vs. Hampton (10.29.2022)</b>
30+ attempts	98	34, John Robertson vs. Syracuse (8.29.2014)
<b>Consecutive 100+</b>	1	<b>3 straight, TD Ayo-Durojaiye (10.15 - 10.29.2022)</b>
Consecutive 200+	102	2 straight, John Robertson (10.19 - 10.26.2013)
<b>50-59 yard rush</b>	3	<b>51, TD Ayo-Durojaiye at Richmond (10.15.2022)</b>
60-69 yard rush	35	64, Justin Covington at Towson (9.21.2019)
<b>70-79 yard rush</b>	2	<b>75, Connor Watkins vs. Hampton (10.29.2022)</b>
80-89 yard rush	12	83, Justin Covington vs. Stony Brook (11.13.2021)
90-99 yard rush	389	90, Mike Jones vs. Columbia (9.23.1989)
100+ yard rush	1,124	110, John Powers vs. Fordham (10.15.1902)
<b>3 rushing TDs</b>	5	<b>Jalen Jackson vs. Monmouth (9.24.2022)</b>
4 rushing TDs	23	4, Justin Covington at Maine (4.3.2021)

VILLANOVA	SPAN OF GAMES	LAST TIME
<b>PASSING</b>		
300-399 yards	19	350, Daniel Smith vs. Richmond (9.18.2021)
400+ yards	233	460, Brett Gordon vs. Delaware (11.23.2002)
40-49 attempts	19	40, Daniel Smith vs. Richmond (9.18.2021)
50+ attempts	203	54, Frank Jankowski vs. Richmond (10.8.2005)
25-29 completions	19	26, Daniel Smith vs. Richmond (9.18.2021)
30-39 completions	198	30, Frank Jankowski vs. JMU (11.12.2005)
40+ completions	240	40, Brett Gordon vs. JMU (9.28.2002)
<b>3 passing TDs</b>	2	<b>3, Connor Watkins vs. UAlbany (10.22.2022)</b>
<b>4 passing TDs</b>	4	<b>4, Connor Watkins at Maine (10.1.2022)</b>
5 passing TDs	27	5, Daniel Smith vs. Delaware (11.23.2019)
6 passing TDs	267	6, Chris Boden vs. Delaware (11.20.1999)
Consecutive 300+	203	3 straight, Frank Jankowski (9.24 - 10.8.2005)
<b>50-59 yard pass</b>	5	<b>51, Connor Watkins vs. Monmouth (9.24.2022)</b>
<b>60-69 yard pass</b>	7	<b>62, Connor Watkins at LIU (9.10.2022)</b>
		<b>60, Connor Watkins at LIU (9.10.2022)</b>
		<b>77, Daniel Smith vs. Maine (9.28.2019)</b>
70-79 yard pass	22	<b>80, Connor Watkins vs. UAlbany (10.22.2022)</b>
<b>80-89 yard pass</b>	6	<b>90, Zach Bednarczyk vs. Bucknell (9.22.2018)</b>
90-99 yard pass	46	
100+ yard pass	1,187	NEVER
<b>RECEIVING</b>		
<b>100-199 yards</b>	2	<b>143, Rayjuon Pringle vs. UAlbany (10.22.2022)</b>
200+ yards	27	236, Changa Hodge vs. Delaware (11.23.2019)
2 players 100+	47	McClenton (114), Bell (103) vs. Towson (9.15.2018)
10 receptions	191	10, Duquese May vs. Maine (10.14.2006)
11 receptions	135	11, Matt Szczur vs. Stephen F.A. (12.4.2.2010)
12-14 receptions	244	12, Brian White vs. Rutgers (8.31.2002)
15 receptions	285	15, Brian Westbrook vs. N' eastern (10.10.1998)
16 receptions	289	16, Brian Finneran vs. Y'town State (12.6.1997)
<b>Consecutive 100+</b>	4	<b>2 straight, Jaaron Hayek (9.24 - 10.1.2022)</b>
<b>50-59 yard catch</b>	5	<b>51, Jaaron Hayek vs. Monmouth (9.24.2022)</b>
<b>60-69 yard catch</b>	7	<b>62, Jaaron Hayek at LIU (9.10.2022)</b>
		<b>60, Dez Boykin at LIU (9.10.2022)</b>
70-79 yard catch	33	77, Changa Hodge vs. Maine (9.28.2019)
<b>80-89 yard catch</b>	2	<b>80, Rayjuon Pringle vs. UAlbany (10.22.2022)</b>
90-99 yard catch	46	90, Josh McGrigg vs. Bucknell (9.22.2018)
100+ yard catch	1,187	NEVER
3 receiving TDs	134	3, Norman White vs. Stephen F.A. (12.4.2010)
<b>4 receiving TDs</b>	4	<b>4, Jaaron Hayek vs. Maine (10.1.2022)</b>
5 receiving TDs	530	5, Mike Siani vs. Xavier (10.30.1971)
<b>SPECIAL TEAMS</b>		
50+ yard field goal	270	50, Casey Hannon vs. JMU (10.1.1999)
45-49 yard field goal	21	49, Cole Bunce at Lehigh (9.4.2021)
<b>40-44 yard field goal</b>	6	<b>40, Matthew Mercurio vs. Army West Point (9.17.2022)</b>
Made 3+ field goals	15	3, Cole Bunce vs. Rhode Island (10.23.2021)
Made 7+ PATs	20	7, William Bartel vs. Bucknell (9.11.2021)
Missed PAT	12	1, Cole Bunce vs. Stony Brook (11.13.2021)
70+ yard punt	36	75, John Hinchen at Bucknell (9.14.2019)
60-69 yard punt	23	68, Nathan Fondacaro at Maine (4.3.2021)
Kickoff return TD	29	100, Nowoola Awopetu vs. Rich. (11.9.2019)
Punt return TD	16	15, TD Ayo-Durojaiye at UAlbany (10.16.2021)
2+ kick return TD	1,189	NEVER
Start game kick return TD	28	100, Nowoola Awopetu vs. Rich. (11.9.2019)
Consecutive games non-off. TD	??	Has not happened since FB reinstated in 1985
2-point conversion	14	Todd Summers (pass) vs. William & Mary (10.30.2021)
Blocked a PAT	65	Tanoh Kpassagnon vs. Richmond (11.14.2015)
Blocked a FG	44	Jafonta Johnson vs. Maine (10.6.2018)
Blocked a punt	14	Tyrell Mims vs. William & Mary (10.30.2021)
TD on blocked FG	107	73, Craig James vs. Stony Brook (9.28.2013)
TD on blocked punt	16	TD Ayo-Durojaiye at UAlbany (10.16.2021)
<b>DEFENSE</b>		
<b>10-14 tackles</b>	0	<b>10, Brendan Bell at Towson (11.5.2022)</b>
15-19 tackles	3	<b>15, Shane Hartzell at Richmond (10.15.2022)</b>
20+ tackles	9	21, Forrest Rhyne vs. S. Dakota St. (12.11.2021)
5+ TFL	171	5.5, Greg Miller vs. Richmond (9.27.2008)
3+ sacks	66	3.5, Ed Shockley vs. UAlbany (10.22.2016)
2+ interceptions	20	Christian Benford vs. Bucknell (9.11.2021)
3+ fumble recoveries	216	3, Darrell Adams vs. James Madison (9.17.2004)
2 fumble recoveries	41	2, Chucky Smith vs. Richmond (11.3.2018)
<b>INT return TD</b>	4	<b>1, Jalen Goodman at Maine (10.1.2022)</b>
2 INT return TDs	41	Nowoola Awopetu vs. Richmond (11.3.2018)
Fumble return TD	55	Jaquan Amos vs. Maine (10.7.2017)

# VILLANOVA FOOTBALL GAME NOTES

## THE LAST TIME THE OPPONENT

OPPONENT	SPAN OF GAMES	LAST TIME	OPPONENT	SPAN OF GAMES	LAST TIME
<b>Scoring</b>			<b>RECEIVING</b>		
50-59	213	51 by New Hampshire (10.2.2004)	<b>100-199 yards</b>	<b>8</b>	<b>106 by Jalen Burbage, Lehigh (9.2.2022)</b>
60-69	1,003	62 by Army (11.15.1919)	200+ yards	53	205 by Korteze Weeks, Elon (10.28.2017)
70-79	1,052	71 by Penn State (11.9.1912)	3 players 100+	26	Turner (173), Schwebel (119), Conner (102), SELA (11.30.2019)
80+	788	83 by Army (11.4.1944)	2 players 100+	18	Washington (148), Dotson (117), Penn State (9.25.2021)
<10	13	0 by Elon (11.6.2021)	<b>10+ receptions</b>	<b>2</b>	<b>11 by Roy Alexander, UAlbany (10.22.2022)</b>
<7	13	0 by Elon (11.6.2021)	50-59 yard catch	18	52 by Jahan Dotson, Penn State (9.25.2021)
<b>Rushing</b>			60-69 yard catch	18	67 by Parker Washington, Penn State (9.25.2021)
<b>300+ Yards</b>	<b>5</b>	<b>321 by Monmouth (9.24.2022)</b>	70-79 yard catch	45	76 by Shane Leatherbury, Towson (9.15.2018)
<b>400+ Yards</b>	<b>6</b>	<b>472 by Army West Point (9.17.2022)</b>	80-89 yard catch	16	83 by KeAndre Lambert-Smith, Penn State (9.25.2021)
<b>&lt;100 Yards</b>	<b>2</b>	<b>26 by Hampton (10.29.2022)</b>	90-99 yard catch	148	98 by Cameron Dohse, W&M (12.11.2009)
<b>&lt;0 Yards</b>	<b>20</b>	<b>-12 by Lehigh (9.4.2021)</b>	100+ yard catch	1,187	NEVER
<b>Passing</b>			3+ touchdowns	203	3 by David Ball, UNH (10.1.2005)
<b>300-399 Yards</b>	<b>2</b>	<b>370 by UAlbany (10.22.2022)</b>	<b>SPECIAL TEAMS</b>		
<b>400-499 Yards</b>	<b>18</b>	<b>429 by Penn State (9.25.2021)</b>	50+ yard field goal	44	52 by Kenny Doak, Maine (10.6.2018)
<b>500-599 Yards</b>	<b>26</b>	<b>508 by Southeastern La. (11.30.2019)</b>	<b>40-49 yard field goal</b>	<b>0</b>	<b>42 by Keegan Vaughan, Towson (11.5.2022)</b>
<b>Total Offense</b>			Made 3 field goals	31	3 by Nick Courtney, Stony B. (10.26.19)
500-599 Yards	18	509 by Penn State (9.25.2021)	Made 4+ field goals	122	4 by Sean Baner, Delaware (11.19.2011)
600-699 Yards	26	602 by Southeastern La. (11.30.2019)	<b>Made 7+ PATs</b>	<b>5</b>	<b>7 by Vincenzo Rea, Monmouth (9.24.2022)</b>
700+ Yards	395	708 by New Hampshire (11.5.1988)	Missed PAT	25	1 by Angelo Guglielmello, Stony Brook (3.6.2021)
<b>&lt;200 Yards</b>	<b>1</b>	<b>163 by Hampton (10.29.2022)</b>	<b>70+ yard punt</b>	<b>2</b>	<b>73 by Tyler Pastula, UAlbany (10.22.2022)</b>
<b>&lt;100 Yards</b>	<b>20</b>	<b>89 by Bucknell (9.11.2021)</b>	<b>60-69 yard punt</b>	<b>3</b>	<b>62 by Aaron Trusler, Richmond (10.15.2022)</b>
30+ first downs	26	31 by Southeastern La. (11.30.2019)	Kickoff return TD	19	98 by Aaron Dykes, Richmond (9.18.2021)
<b>100+ penalty yards</b>			<b>Punt return TD</b>	<b>0</b>	<b>77 by D'Ago Hunter, Towson (11.5.2022)</b>
2 fumbles lost	20	2 by Lehigh (9.4.2021)	2 Punt Return TDs	43	89/81 by D'Angelo Amos, JMU (10.13.2018)
3+ fumbles lost	15	3 by Rhode Island (10.23.2021)	2+ kick return TD	??	Believed to be never based on available data
<b>Scored a safety</b>	<b>2</b>	<b>1 by UAlbany (10.22.2022)</b>	Start game kick return TD	74	98 by Brandon Ravenel, JMU (11.21.2015)
4+ interceptions	14	4 by William & Mary (10.30.2021)	<b>Recovered onside kick</b>	<b>2</b>	<b>UAlbany (10.22.2022)</b>
Forced 2 fumbles	9	2 by South Dakota State (12.11.2021)	2-point conversion	27	Pat Kehoe, Delaware (11.23.2019)
Forced 3 fumbles	16	3 by UAlbany (10.16.2021)	Blocked a PAT	17	James Carpenter, JMU (10.9.2021)
Forced 4+ fumbles	59	4 by Temple (9.9.2017)	Blocked a FG	31	D'Angelo Amos, JMU (10.12.2019)
2 non-offensive TDs	44	2 punt returns by JMU (10.13.2018)	Blocked a punt	25	Anthony Del Negro, Stony Brook (3.6.2021)
2 defensive TDs	74	2 (IR/FR) by JMU (11.21.2015)	TD on blocked FG	49	74 by Kimere Brown, Temple (9.1.2018)
Defense/ST TDs	74	3 (KOR/IR/FR) by JMU (11.21.2015)	TD on blocked punt	138	0 by Willie McGinnis, URI (11.6.2010)
Offense/ST TDs	74	2 by Brandon Ravenel (KOR, receiving), JMU (11.21.2015)	<b>DEFENSE</b>		
<b>3+ TD's in a game</b>	<b>6</b>	<b>3 by Tyhier Tyler, Army West Point (9.17.2022)</b>	<b>10-14 tackles</b>	<b>1</b>	<b>14 by Ali Shockley, Hampton (10.29.2022)</b>
<b>RUSHING</b>			<b>15+ tackles</b>	<b>7</b>	<b>15 by Antwan Spencer, LIU (9.10.2022)</b>
<b>100-199</b>	<b>0</b>	<b>107 by Joachim Bangda, Towson (11.5.2022)</b>	5+ TFL	31	5.0 by John Daka, JMU (10.12.2019)
<b>200-299</b>	<b>5</b>	<b>211 by Jaden Shirden, Monmouth (9.24.2022)</b>	3+ sacks	82	3.0 by Niko Thorpe, Fordham (9.12.2015)
300+	1,187	NEVER	<b>2+ interceptions</b>	<b>7</b>	<b>3 by Victor Nelson Jr., LIU (9.10.2022)</b>
2 players 100+	110	Maysonet (160), Coker (107), Stony B. (11.24.2012)	2+ fumble recoveries	15	2 by Semaj Brown, UAlbany (10.16.2021)
30+ attempts	64	33 by Khalid Abdullah, JMU (11.12.2016)	INT return TD	31	MJ Hampton, JMU (10.12.2019)
<b>50-59 yard rush</b>	<b>5</b>	<b>56 by Jaden Shirden, Monmouth (9.24.2022)</b>	Fumble return TD	46	Troy Vincent, Towson (9.15.2018)
60-69 yard rush	23	61 by Kevin Brown Jr., URI (3.13.2021)			
<b>70-79 yard rush</b>	<b>6</b>	<b>70 by Tyson Riley, Army West Point (9.17.2022)</b>			
80-89 yard rush	201	85 by Jayson Davis, URI (10.22.2005)			
90+ yard rush	223	95 by Wendall Williams, URI (10.11.2003)			
<b>3 rushing TDs</b>	<b>6</b>	<b>3 by Tyhier Tyler, Army West Point (9.17.2022)</b>			
4 rushing TDs	24	4 by Kevin Brown Jr., URI (3.13.2021)			
<b>PASSING</b>					
<b>300-399 yards</b>	<b>2</b>	<b>370 by Reese Poffenbarger, UAlbany (10.22.2022)</b>			
400-499 yards	18	401 by Sean Clifford, Penn St. (9.25.2021)			
500+ yards	213	538 by Ricky Santos, UNH (10.2.2004)			
<b>40-49 attempts</b>	<b>2</b>	<b>42 by Reese Poffenbarger, UAlbany (10.22.2022)</b>			
50+ attempts	116	53 by Marcus Wasilewski, Maine (9.29.2012)			
<b>30-39 completions</b>	<b>2</b>	<b>33 by Reese Poffenbarger, UAlbany (10.22.2022)</b>			
40+ completions	151	42 by Pat Devlin, Delaware (11.21.2009)			
<b>3 passing TDs</b>	<b>2</b>	<b>3 by Reese Poffenbarger, UAlbany (10.22.2022)</b>			
4 passing TDs	18	4 by Sean Clifford, Penn State (9.25.2021)			
5 passing TDs	174	5 by Pat White, West Virginia (8.30.2008)			
6 passing TDs	213	6 by Ricky Santos, UNH (10.2.2004)			
50-59 yard pass	18	58 by Sean Clifford, Penn State (9.25.2021)			
60-69 yard pass	18	67 by Sean Clifford, Penn State (9.25.2021)			
70-79 yard pass	46	76 by Tom Flacco, Towson (9.15.2018)			
80-89 yard pass	18	83 by Sean Clifford, Penn State (9.25.2021)			
90-99 yard pass	148	98 by R.J. Archer, W&M (12.11.2009)			
100+ yard pass	1,187	NEVER			

# VILLANOVA FOOTBALL GAME NOTES

## CAREER HIGHS

### DANNY ABRAHAM

Points	6 vs. Howard (10.5.19)
Touchdowns	1 vs. Howard (10.5.19)
Rush Attempts	6 vs. Howard (10.5.19)
Rushing Yards	35 vs. Howard (10.5.19)
Long Rush	15 vs. Howard (10.5.19)
Rushing Touchdowns	1 vs. Howard (10.5.19)
Total Offense – Plays	6 vs. Howard (10.5.19)
Total Offense	61 vs. Howard (10.5.19)
Punt Returns	1 vs. San Diego (9.15.18)
Punt Return Yards	16 vs. Penn (11.16.19)
Long Punt Return	16 vs. Penn (11.16.19)
All-Purpose Yards	61 vs. Howard (10.5.19)
Interceptions	1, 4x
Long INT Return	32 vs. Lehigh (9.2.22)
Tackles	6 vs. Brown (9.24.21)
Tackles For Loss	1.5 vs. UAlbany (10.22.22)
Sacks	1.5 vs. UAlbany (10.22.22)
Fumble Recoveries	1 at Holy Cross (10.19.19)
Pass Breakups	2 at Columbia (11.6.21)
Quarterback Hurries	2 vs. Lehigh (9.2.22) 1 vs. Lehigh (9.2.22) 1 at LIU (9.10.22)

### JAQUAN ALLEN

Points	6 vs. Bucknell (9.11.21)
Touchdowns	1 vs. Bucknell (9.11.21)
Receptions	2 vs. Bucknell (9.11.21)
Receiving Yards	22 at Lehigh (9.4.21)
Receiving Touchdowns	1 vs. Bucknell (9.11.21)
Long Reception	22 at Lehigh (9.4.21)
All-Purpose Yards	22 at Lehigh (9.4.21)
Forced Fumbles	1 vs. William & Mary (10.30.21)

### TD AYO-DUROJAIYE

Points	7, 6 times
Touchdowns	1, 6 times
Rush Attempts	25 vs. Hampton (10.29.22)
Rushing Yards	136 vs. UAlbany (10.22.22)
Long Rush	70 vs. UAlbany (10.22.22)
Rushing Touchdowns	1, 6 times
Pass Attempts	1 vs. Stony Brook (10.26.19)
Pass Completions	1 vs. Stony Brook (10.26.19)
Passing Yards	24 vs. Stony Brook (10.26.19)
Passing TDs	1 vs. Stony Brook (10.26.19)
Long Pass	24 vs. Stony Brook (10.26.19)
Receptions	3, 4x
Receiving Yards	46 vs. Richmond (9.18.21)
Long Reception	35 vs. Richmond (9.18.21)
Total Offense - Plays	25 vs. Hampton (10.29.22)
Total Offense	136 vs. UAlbany (10.22.22)
Kick Returns	3 vs. Holy Cross (12.3.21)
Kick Return Yards	99 vs. Holy Cross (12.3.21)
Long Kick Return	55 vs. Holy Cross (12.3.21)
Punt Return Yards	15 at UAlbany (10.16.21)
Long Punt Return	15 at UAlbany (10.16.21)
Punt Return Touchdowns	1 at UAlbany (10.16.21)
All-Purpose Yards	152 vs. UAlbany (10.22.22)
Tackles	4 at Maine (10.1.22)
Tackles For Loss	1.0 vs. Stony Brook (11.13.21)
Fumble Recoveries	1 at Albany (10.16.21)

### DEE-WIL BARLEE

Points	12 at William & Mary (10.5.19)
Touchdowns	2 at William & Mary (10.5.19)
Rush Attempts	22 vs. Stony Brook (10.26.19)
Rushing Yards	177 at LIU (9.10.22)
Long Rush	78 at Bucknell (9.14.19)
Rushing Touchdowns	1, 8 times
Receptions	5 vs. William & Mary (10.30.21)
Receiving Yards	50 at New Hampshire (11.2.19)
Receiving Touchdowns	1 at W&M (10.5.19)
Long Reception	35 at New Hampshire (11.2.19)
Total Offense - Plays	22 vs. Stony Brook (10.26.19)
Total Offense	177 at LIU (9.10.22)
All-Purpose Yards	177 at LIU (9.10.22)
Punt Return Yards	4 vs. Maine (9.28.19)
Long Punt Return	4 vs. Maine (9.28.19)
Tackles	1 vs. Stony Brook (10.26.19)

### WILLIAM BARTEL

Points	10 vs. Bucknell (9.11.21)
Points By Kicking	10 vs. Bucknell (9.11.21)
PATs Made	7 vs. Bucknell (9.11.21)
PATs Attempted	7 vs. Bucknell (9.11.21)
Field Goals Made	1 at Lehigh (9.4.21)
Field Goals Attempted	1 vs. Bucknell (9.11.21)
Long Field Goal	1 at Lehigh (9.4.21)
Punts	1 vs. Bucknell (9.11.21)
Long Punt	26 at Lehigh (9.4.21)
Punting Yards	10 at Towson (11.5.22)
Long Punt	417 at Towson (11.5.22)
Kickoffs	55 at Towson (11.5.22)
Kickoff Yards	1 vs. Bucknell (9.11.21)
Kickoff Average	57 vs. Bucknell (9.11.21)

### BRENDAN BELL

Punt Returns	1 at UAlbany (10.16.21)
Punt Return Yards	28 at UAlbany (10.16.21)
Long Punt Return	28 at UAlbany (10.16.21)
Tackles	10 at Towson (11.5.22)
Tackles For Loss	1.0 at Richmond (10.15.22)
Sacks	1.0 at Towson (11.5.22)
Pass Breakups	0.5 at Stony Brook (3.6.21)
Fumble Recoveries	1 vs. UAlbany (10.22.22)
Quarterback Hurries	1 at Towson (11.5.22)
Blocked Kicks (Punt)	1 vs. Lehigh (9.2.22) 1 at LIU (9.10.22) 1 at Richmond (10.15.22) 1 at UAlbany (10.16.21)

### DEZ BOYKIN

Points Scored	12 at Lehigh (9.4.21)
Touchdowns	2 at Lehigh (9.4.21)
Rushing Attempts	1 at Towson (9.21.19)
Rushing Yards	1 vs. Holy Cross (12.3.21)
Long Rush	1 at Maine (10.1.2022)
Receptions	18 vs. Holy Cross (12.3.21)
Receiving Yards	7 vs. Richmond (9.18.21)
Receiving Touchdowns	90 at Lehigh (9.4.21)
Long Reception	2 at Lehigh (9.4.21)
Total Offense - Plays	66 vs. Lehigh (9.2.22)
Total Offense	1 at Towson (9.21.19)
All-Purpose Yards	6 at Towson (9.21.19)
Kick Returns	215 at Towson (9.21.19)
Kick Return Yards	6 at Towson (9.21.19)
Long Kick Return	6 at James Madison (10.12.19)
Tackles	124 at SELA (11.30.19)
	68 vs. Lehigh (9.2.22)
	3 at Southeastern La. (11.30.19)

### MATT COLANTUONO

Rush Attempts	7 vs. Bucknell (9.11.21)
Rushing Yards	24 vs. Bucknell (9.11.21)
Long Rush	9 vs. Bucknell (9.11.21)
Total Offense - Plays	7 vs. Bucknell (9.11.21)
Total Offense	24 vs. Bucknell (9.11.21)
Tackles	1 vs. Rhode Island (3.13.21)

### MICHAEL CORBI

Tackles	1 at Lehigh (9.4.21)
---------	----------------------

### HUNTER CUSIMANO

Tackles	4 vs. Stony Brook (11.13.21)
Pass Breakups	1 at Bucknell (9.14.19)
	1 vs. Delaware (11.23.19)

### DAN DAMICO

Interceptions	1 vs. Rhode Island (3.20.21)
Tackles	1 vs. Villanova (10.16.21)
Tackles For Loss	16 vs. Morgan State (9.15.18)
Sacks	1.5 vs. Bryant (9.7.19)
Pass Breakups	1.5 at Monmouth (9.14.19)
Forced Fumbles	1.0 at Delaware (11.9.2019)
Blocked Kicks (FG)	1, 4 times
	1, 4 times
	1 vs. Stony Brook (3.27.21)

### TIMMY FURGESON

Tackles	8 at Army West Point (9.17.22)
Tackles For Loss	1.0 vs. Rhode Island (3.13.21)
Sacks	1.0 at Maine (4.3.21)
Forced Fumbles	1.0 vs. Rhode Island (3.13.21)
Fumble Recoveries	1.0 at Maine (4.3.21)
Quarterback Hurries	1 at Maine (4.3.21)
	1 vs. Monmouth (9.24.22)
	1 vs. Bucknell (9.11.21)

### COLIN GAMROTH

Tackles	1 vs. William & Mary (10.30.21)
---------	---------------------------------

# VILLANOVA FOOTBALL GAME NOTES

## CAREER HIGHS

### BRYCE GANIOUS

Tackles	7 at Army West Point (9.17.22)
Tackles For Loss	1.5 vs. Bucknell (9.11.21) 1.5 at LIU (9.10.22)
Sacks	1.0, 4x
Forced Fumbles	1 vs. Rhode Island (10.23.21) 1 vs. Stony Brook (11.13.21) 1 at Maine (10.1.22)
Fumble Recoveries	1 vs. Lehigh (9.2.22)
Quarterback Hurries	2 at Towson (11.5.22)

### CHARLIE GILROY

Points	6 vs. Delaware (4.17.21)
Touchdowns	1 vs. Delaware (4.17.21)
Receptions	2 vs. UAlbany (10.22.22) 2 at Towson (11.5.22)
Receiving Yards	30 vs. Monmouth (9.24.22)
Receiving Touchdowns	1 vs. Delaware (4.17.21)
Long Reception	30 vs. Monmouth (9.24.22)
All-Purpose Yards	30 vs. Monmouth (9.24.22)

### JULIAN GLANTZ

Rush Attempts	1 at Maine (10.1.22)
Rushing Yards	9 at Maine (10.1.22)
Long Rush	9 at Maine (10.1.22)

### ELIJAH GLOVER

Points	6 at Southeastern La. (11.30.19)
Touchdowns	1 at Southeastern La. (11.30.19)
All-Purpose Yards	78 at SELA (11.30.19)
Interceptions	1, 4x
Long INT Return	78 at Southeastern La. (11.30.19)
INT Return TDs	1 at Southeastern La. (11.30.19)
Tackles	9 vs. Delaware (4.17.21)
Tackles For Loss	1.0 vs. Lehigh (9.2.22) 1.0 vs. Hampton (10.29.22)
Pass Breakups	2 vs. Delaware (11.23.19) 2 at Maine (4.3.21) 2 at UAlbany (10.16.21)
Quarterback Hurries	1 at James Madison (10.9.21)

### JALEN GOODMAN

Points	6 at Maine (10.1.22)
Touchdowns	6 at Maine (10.1.22)
All-Purpose Yards	23 at Maine (10.1.22)
Interceptions	1 at Maine (10.1.22)
Long INT Return	23 at Maine (10.1.22)
INT Return TDs	1 at Maine (10.1.22)
Tackles	13 vs. Rhode Island (3.13.21)
Tackles For Loss	1.5 vs. Bucknell (9.11.21)
Forced Fumbles	1 at Maine (4.3.21) 1 vs. Monmouth (9.24.22)
Pass Breakups	2 at Southeastern La. (11.30.19)
Quarterback Hurries	1 at Elon (11.6.21)

### JAKE GREEN

All-Purpose Yards	4 at LIU (9.10.22)
Interceptions	1 at LIU (9.10.22)
Long INT Return	4 at LIU (9.10.22)
Kick Returns	1 at James Madison (10.9.21)
Kick Return Yards	0 at James Madison (10.9.21)
Long Kick Return	0 at James Madison (10.9.21)
Tackles	4 vs. Bucknell (9.11.21)
Tackles For Loss	1.0 vs. Hampton (10.29.22) 1.0 at Towson (11.5.22)
Pass Breakups	1 vs. Rhode Island (10.23.21) 1 at Maine (10.1.22)

### SHANE HARTZELL

Tackles	15 at Richmond (10.15.22)
Tackles For Loss	2.0 at Richmond (10.15.22)
Sacks	1.0 at LIU (9.10.22) 1.0 at Army West Point (9.17.22)
Forced Fumbles	1 at LIU (9.10.22)
Quarterback Hurries	1 at Maine (10.1.22) 1 at Richmond (10.15.22)

### JAARON HAYEK

Points	24 at Maine (10.1.22)
Touchdowns	4 at Maine (10.1.22)
Rush Attempts	4 vs. Stony Brook (10.26.19) 4 at New Hampshire (11.2.19)
Rushing Yards	21 vs. Stony Brook (10.26.19)
Long Rush	12 vs. Stony Brook (10.26.19)
Pass Attempts	1 vs. Stony Brook (10.26.19) 1 vs. Hampton (10.29.22)
Pass Completions	1 vs. Stony Brook (10.26.19)
Passing Yards	68 vs. Stony Brook (10.26.19)
Passing TDs	1 vs. Stony Brook (10.26.19)
Long Pass	68 vs. Stony Brook (10.26.19)
Receptions	8 vs. Richmond (9.18.21)
Receiving Yards	159 at Maine (10.1.22)
Receiving Touchdowns	4 at Maine (10.1.22)
Long Reception	83 at Maine (10.1.22)
Total Offense - Plays	5 vs. Stony Brook (10.26.19)
Total Offense	68 vs. Stony Brook (10.26.19)
All-Purpose Yards	159 at Maine (10.1.22)
Kick Returns	3 at Southeastern La. (11.30.19)
Kick Return Yards	37 vs. Stony Brook (10.26.19)
Long Kick Return	26 vs. LIU (11.15.19)
Tackles	1 vs. Richmond (11.9.19) 1 vs. UAlbany (10.22.22)

### AYDEN HOWARD

Tackles	2 vs. Bucknell (9.11.21) 2 at LIU (9.10.22) 2 at Maine (10.1.22)
Quarterback Hurries	1 vs. UAlbany (10.22.22)

### JALEN HOWARD

Tackles	2 vs. Bucknell (9.11.21)
---------	--------------------------

### JALEN JACKSON

Points	18 vs. Monmouth (9.24.22)
Touchdowns	3 vs. Monmouth (9.24.22)
Rush Attempts	28 vs. Monmouth (9.24.22)
Rushing Yards	187 vs. Monmouth (9.24.22)
Rushing Touchdowns	3 vs. Monmouth (9.24.22)
Long Rush	55 at UAlbany (10.16.21)
Receptions	2 at Maine (4.3.21) 2 at Elon (11.6.21) 2 at Army West Point (9.17.22)
Receiving Yards	30 vs. Holy Cross (12.3.21)
Receiving Touchdowns	1 at Colgate (8.24.19) 1 at Elon (11.6.21)
Long Reception	30 vs. Holy Cross (12.3.21)
Total Offense - Plays	28 vs. Monmouth (9.24.22)
Total Offense	187 vs. Monmouth (9.24.22)
All-Purpose Yards	187 vs. Monmouth (9.24.22)
Kick Returns	2 at Stony Brook (9.29.18) 2 at Maine (10.6.18)
Kick Return Yards	52 at Stony Brook (9.29.18)
Long Kick Return	34 at Stony Brook (9.29.18)
Tackles	2 vs. Bucknell (9.22.18)

### RICHIE KIMMEL

Tackles	4 at Maine (10.1.22)
Quarterback Hurries	1 at Maine (10.1.22)

### DEVON MARSHALL

Tackles	3 at Towson (11.5.22)
Pass Breakups	1 at Towson (11.5.22)

### MATTHEW MERCURIO

Points	16 at Hawaii (11.9.19)
Points By Kicking	16 at Hawaii (11.9.19)
PATs Made	6, 4x
PATs Attempted	6, 4x
Field Goals Made	4, 4 times
Field Goals Attempted	5 vs. New Mexico (11.4.19)
Long Field Goal	49 vs. New Mexico (11.4.19)
Kickoffs	8 vs. Boise State (12.19.20) 8 vs. Lehigh (9.2.22) 8 at Maine (10.1.22)
Kickoff Yards	467 vs. Boise State (12.19.20)
Kickoff Average	61.7 vs. Ball State (12.30.20)

### TYRELL MIMS

All-Purpose Yards	0 at LIU (9.10.22)
Interceptions	1 at LIU (9.10.22) 1 vs. UAlbany (10.22.22)
Long INT Return	0 at LIU (9.10.22)
Tackles	0 vs. UAlbany (10.22.22)
Tackles For Loss	6 vs. Richmond (10.15.22) 1.0 vs. Bucknell (9.11.21) 1.0 at Elon (11.6.21)
Fumble Recoveries	1 at Towson (11.5.22)
Pass Breakups	2 vs. UAlbany (10.22.22)
Quarterback Hurries	1 at LIU (9.10.22)
Blocked Kicks (Punt)	1 vs. William & Mary (10.30.21)

# VILLANOVA FOOTBALL GAME NOTES

## CAREER HIGHS

### ANTONIO MONTERO

Points	1 vs. Texas (9.14.2019)
Points By Kicking	1 vs. Texas (9.14.2019)
PATs Made	1 vs. Texas (9.14.2019)
PATs Attempted	1 vs. Texas (9.14.2019)
Interceptions	1 vs. Old Dominion (11.24.18)
Long INT Return	-1 vs. Old Dominion (11.24.18)
Tackles	11, 4 times
Tackles For Loss	2.5 vs. North Texas (11.23.19)
Sacks	1.0, 5x
Pass Breakups	1, 6 times
Forced Fumbles	1 at Charlotte (11.6.21) 1 vs. Lehigh (9.2.22)
Fumble Recoveries	1 vs. Baylor (9.21.19) 1 at UAB (10.23.21)

### JARED NELSON

Tackles	8 at Towson (11.5.22)
Tackles For Loss	2.5 at Towson (11.5.22)
Sacks	1.0 at New Hampshire (11.2.19) 1.0 vs. Richmond (11.9.19) 1.0 at James Madison (10.9.21)
Pass Breakups	1 vs. Richmond (9.18.21)
Quarterback Hurries	1 at James Madison (10.9.21)
Forced Fumbles	1 vs. Stony Brook (10.26.19)

### JORDAN NELSON

Tackles	3 vs. Lehigh (9.2.22)
Quarterback Hurries	2 vs. Lehigh (9.2.22)

### JAKE NORTHRUP

Tackles	2 vs. LIU (11.15.19)
Tackles For Loss	1.0 vs. Bucknell (9.11.21)
Sacks	1.0 vs. Bucknell (9.11.21)
Forced Fumbles	1 vs. LIU (11.15.19)

### MATT O'CONNOR

Rush Attempts	2 at Towson (11.5.22)
Rushing Yards	3 at Towson (11.5.22)
Long Rush	9 at Towson (11.5.22)
Pass Attempts	4 at Towson (11.5.22)
Pass Completions	2 vs. Bucknell (9.11.21)
Passing Yards	17 vs. Bucknell (9.11.21)
Long Pass	14 vs. Bucknell (9.11.21)
Total Offense - Plays	6 at Towson (11.5.22)
Total Offense - Yards	17 vs. Bucknell (9.11.21)

### JOSH OLUREMI

Tackles	1 vs. Lehigh (9.2.22)
---------	-----------------------

### RICKY ORTEGA

Rush Attempts	1 vs. UAlbany (10.22.22)
Rushing Yards	-5 vs. UAlbany (10.22.22)
Long Rush	-5 vs. UAlbany (10.22.22)

### IONNIE PITMAN

Tackles	6 vs. North Texas (10.26.19)
Tackles For Loss	2.0 at Western Ky. (10.19.19)
Sacks	1.0 at Western Ky. (10.19.19)
Pass Breakups	1 at Western Ky. (10.19.19) 1 vs. North Texas (10.26.19) 1 vs. M. Tenn. St. (11.2.19)

### ETHAN POTTER

All-Purpose Yards	1 vs. Holy Cross (12.3.21)
Interceptions	1 vs. Holy Cross (12.3.21)
Long INT Return	1 vs. Holy Cross (12.3.21)
Tackles	11 at Maine (10.1.22) 11 at Richmond (10.15.22)
Tackles For Loss	2.5 at Richmond (10.15.22)
Sacks	0.5 at Richmond (10.15.22)
Pass Breakups	1, 5 times
Forced Fumbles	1 at Towson (11.5.22)
Fumble Recoveries	1 vs. Rhode Island (10.23.21)
Quarterback Hurries	1 vs. Stony Brook (11.13.21) 1 vs. UAlbany (10.22.22)

### CJ PRESSLEY

All-Purpose Yards	1 at Lehigh (9.4.21)
Interceptions	1 at Lehigh (9.4.21)
Long INT Return	1 at Lehigh (9.4.21)
Tackles	5 vs. Lehigh (9.2.22)
Tackles For Loss	2.0 vs. Maine (9.28.19)
Pass Breakups	1 at Bucknell (9.14.19) 1 at Maine (10.1.22)

### RAYUON PRINGLE

Points	12 vs. Bucknell (9.11.21) 12 vs. UAlbany (10.22.22)
Touchdowns	2 vs. Bucknell (9.11.21) 2 vs. UAlbany (10.22.22)
Rush Attempts	2 at James Madison (10.12.19)
Rushing Yards	20 at Maine (10.1.22)
Long Rush	20 at Maine (10.1.22)
Pass Attempts	1 vs. Hampton (10.29.22)
Receptions	9 at Stony Brook (3.6.21)
Receiving Yards	171 at Stony Brook (3.6.21)
Receiving TDs	2 vs. Bucknell (9.11.21) 2 at Penn State (9.25.21) 2 vs. UAlbany (10.22.22)
Long Reception	80 vs. UAlbany (10.22.22)
Total Offense - Plays	2 at JMU (10.12.19)
Total Offense	20 at Maine (10.1.22)
All-Purpose Yards	171 at Stony Brook (3.6.21)
Punt Returns	2 at LIU (9.10.22) 2 at Maine (10.1.22)
Punt Return Yards	27 vs. Stony Brook (11.13.21)
Long Punt Return	27 vs. Stony Brook (11.13.21)
Tackles	1 at LIU (9.10.22) 1 at Towson (11.5.22)

### JOHN RHODAN

Tackles	1, 5x
---------	-------

### JAYLAN SANCHEZ

Receptions	4 vs. UAlbany (10.22.22)
Receiving Yards	29 vs. UAlbany (10.22.22)
Long Reception	20 at Maine (10.1.22)
Kickoff Returns	1 vs. Hampton (10.29.22) 1 at Towson (11.5.22)
Kickoff Return Yards	30 vs. Hampton (10.29.22)
Long Kickoff Return	30 vs. Hampton (10.29.22)
All-Purpose Yards	45 vs. Hampton (10.29.22)

### CHRISTIAN SAPP

Tackles	5 at Army West Point (9.17.22)
Pass Breakups	1 vs. Hampton (10.29.22)

### KSHAWN SCHULTERS

Tackles	7 vs. UAlbany (10.22.22)
Tackles For Loss	1.0 at Maine (10.1.22)
All-Purpose Yards	48 at Maine (4.3.21)
Interceptions	1 at Maine (4.3.21) 1 at Penn State (9.25.21) 1 at Towson (11.5.22)
Long INT Return	48 at Maine (4.3.21)
Pass Breakups	2 at LIU (9.10.22)

### JOSH SLAY

Tackles	5 vs. Rhode Island (3.13.21)
Tackles For Loss	1.0 vs. Rhode Island (3.13.21) 1.0 vs. Rhode Island (10.23.21) 1.0 vs. Rhode Island (10.23.21)
Sacks	1 at Stony Brook (3.6.21)
Pass Breakups	1 at Maine (4.3.21)

### ELI SMITH

Rush Attempts	7 at Maine (10.1.22)
Rushing Yards	44 at LIU (9.10.22)
Long Rush	13 vs. UAlbany (10.22.22)

### JACK STANTON

Receptions	1, 4x
Receiving Yards	16 at Maine (10.1.22)
Long Reception	16 at Maine (10.1.22)
All-Purpose Yards	16 at Maine (10.1.22)
Kickoff Returns	1 vs. UAlbany (10.22.22)
Kickoff Return Yards	4 vs. UAlbany (10.22.22)
Long Kickoff Return	4 vs. UAlbany (10.22.22)

### JR STRAUSS

Tackles	1 at Army West Point (9.17.22)
---------	--------------------------------

### TY TRINH

Interceptions	1 at Delaware (11.20.21)
Long INT Return	0 at Delaware (11.20.21)
Tackles	8 at Richmond (10.15.22)
Tackles For Loss	1.0 at James Madison (10.9.21) 1.0 at UAlbany (10.16.21) 1.0 vs. Lehigh (9.2.22)
Pass Breakups	1, 4x
Forced Fumbles	1 vs. Lehigh (9.2.22)

# VILLANOVA FOOTBALL GAME NOTES

## CAREER HIGHS

### CONNOR WATKINS

Points	12 vs. Monmouth (9.24.22)
	12 vs. Hampton (10.29.22)
Touchdowns	2 vs. Monmouth (9.24.22)
	2 vs. Hampton (10.29.22)
Rush Attempts	11 at Richmond (10.15.22)
	11 vs. Hampton (10.29.22)
Rushing Yards	130 vs. Hampton (10.29.22)
Rushing Touchdowns	2 vs. Monmouth (9.24.22)
	2 vs. Hampton (10.29.22)
Long Rush	75 vs. Hampton (10.29.22)
Pass Attempts	31 vs. Hampton (10.29.22)
Pass Completions	18 vs. UAlbany (10.22.22)
Passing Yards	298 vs. Lehigh (9.2.22)
Passing TDs	4 at Maine (10.1.22)
Long Pass	83 at Maine (10.1.22)
Total Offense - Plays	42 vs. Hampton (10.29.22)
Total Offense	321 vs. Lehigh (9.2.22)
All-Purpose Yards	130 vs. Hampton (10.29.22)
Punts	8 at Penn State (9.25.21)
Punting Yards	277 at Penn State (9.25.21)
Long Punt	50 at James Madison (10.9.21)

### ISAS WAXTER

Tackles	7 vs. Delaware (11.23.19)
Tackles For Loss	1.0 at Lehigh (9.4.21)
Sacks	1.0 at Lehigh (9.4.21)
Pass Breakups	1, 6 times

### BEN WHELESS

Tackles	1 at Penn State (9.25.21)
	1 vs. Holy Cross (12.3.21)

### TYLER WILL

Points	6 vs. Stony Brook (11.13.21)
Touchdowns	1 vs. Stony Brook (11.13.21)
Rush Attempts	2 vs. Lehigh (9.2.22)
Rushing Yards	10 vs. Bucknell (9.11.21)
Long Rush	10 vs. Bucknell (9.11.21)
Receptions	3 vs. Bucknell (9.11.21)
Receiving Yards	21 vs. Bucknell (9.11.21)
Receiving TDs	1 vs. Stony Brook (11.13.21)
Long Reception	20 at Maine (4.3.21)
All-Purpose Yards	39 vs. Bucknell (9.11.21)
Punt Return Yards	8 vs. Bucknell (9.11.21)
Tackles	4 vs. LIU (11.15.19)
	4 vs. Delaware (11.23.19)

### ION WYATT

Tackles	2 vs. Lehigh (9.2.22)
---------	-----------------------

### GARRETT ZOBEL

Tackles	6 vs. William & Mary (10.30.21)
Tackles For Loss	2.0 vs. Richmond (11.9.19)
Sacks	1.0 vs. Richmond (11.9.19)
Forced Fumbles	1 vs. Rhode Island (10.23.21)
Fumble Recoveries	1 at Lehigh (9.4.21)
	1 vs. Rhode Island (10.23.21)
Quarterback Hurries	1, 4 times



2022-23 Villanova Football  
Game Results  
All games

Team Results

	Date	Opponent		Score	Overall	Conf	Time	Attend
	09/02/2022	Lehigh	W	45-17	1-0	0-0	2:58	6101
	09/10/2022	at LIU	W	38-21	2-0	0-0	2:54	4812
	09/17/2022	at Army West Point	L	10-49	2-1	0-0	3:05	32320
*	09/24/2022	Monmouth	L	42-49	2-2	0-1	3:14	12001
*	10/01/2022	at Maine	W	45-20	3-2	1-1	2:40	7168
*	10/15/2022	at Richmond	L	10-20	3-3	1-2	2:52	7830
*	10/22/2022	UAlbany	W	31-29	4-3	2-2	3:34	6741
*	10/29/2022	Hampton	W	24-10	5-3	3-2	2:53	4097
*	11/05/2022	at Towson	L	3-27	5-4	3-3	2:43	4057



2022-23 Villanova Football  
Overall Team Statistics  
All games

Team Statistics

	VU	OPP
<b>Scoring</b>	<b>248</b>	<b>242</b>
Points per game	27.6	26.9
Points Off Turnovers	28	17
<b>First Downs</b>	<b>170</b>	<b>183</b>
Rushing	94	94
Passing	62	76
Penalty	14	13
<b>Rushing Yardage</b>	<b>1820</b>	<b>1788</b>
Yards gained rushing	2026	1939
Yards lost rushing	206	151
Rushing attempts	348	327
Average per rush	5.2	5.5
Average per game	202.2	198.7
TDs Rushing	16	13
<b>Passing Yardage</b>	<b>1729</b>	<b>1555</b>
Comp-Att-Int	106-198-11	163-251-8
Average per pass	8.7	6.2
Average per catch	16.3	9.5
Average per game	192.1	172.8
TDs Passing	15	17
<b>Total offense</b>	<b>3549</b>	<b>3343</b>
Total plays	546	578
Average per play	6.5	5.8
Average per game	394.3	371.4
<b>Kick returns: #-Yards</b>	<b>28-625</b>	<b>35-619</b>
<b>Punt returns: #-Yards</b>	<b>6-3</b>	<b>8-195</b>
<b>Int returns: #-Yards</b>	<b>8-59</b>	<b>11-119</b>
<b>Kick return average</b>	<b>22.3</b>	<b>17.7</b>
<b>Punt return average</b>	<b>0.5</b>	<b>24.4</b>
<b>Int return average</b>	<b>7.4</b>	<b>10.8</b>
<b>Fumbles-Lost</b>	<b>4-2</b>	<b>7-5</b>
<b>Penalties-Yards</b>	<b>52-467</b>	<b>50-452</b>
Average per game	51.9	50.2
<b>Punts-Yards</b>	<b>35-1299</b>	<b>37-1593</b>
Average per punt	37.1	43.1
Net punt average	31.8	41.1
<b>Kickoffs-Yards</b>	<b>50-2632</b>	<b>45-2589</b>
Average per kick	52.6	57.5
Net kick average	36.8	37.3
<b>Time of possession / game</b>	<b>30:58</b>	<b>31:60</b>
<b>3rd-down conversion</b>	<b>37/99</b>	<b>39/113</b>
3rd-down pct	37%	35%
<b>4rd-down conversion</b>	<b>9/15</b>	<b>12/20</b>



**2022-23 Villanova Football  
Overall Team Statistics  
All games**

	<b>VU</b>	<b>OPP</b>
4rd-down pct	60%	60%
<b>Sacks by-Yards</b>	<b>9-82</b>	<b>17-138</b>
<b>Misc Yards</b>	<b>0</b>	<b>0</b>
<b>Touchdowns scored</b>	<b>32</b>	<b>32</b>
<b>Field goals - attempts</b>	<b>8-10</b>	<b>6-10</b>
<b>On-Side kicks</b>	<b>0-0</b>	<b>0-0</b>
<b>Red-zone scores</b>	<b>(28-34) 82%</b>	<b>(25-30) 83%</b>
<b>Red-zone touchdowns</b>	<b>(22-34) 65%</b>	<b>(20-30) 67%</b>
<b>PAT-attempts</b>	<b>(32-32) 100%</b>	<b>(30-30) 100%</b>
<b>2-point conversion-attempts</b>	<b>(0-0) 0%</b>	<b>(0-2) 0%</b>
<b>Attendance</b>	<b>28940</b>	<b>56187</b>
Games / Avg per game	4/7235	5/11237
Neutral site games	-	0/0

**Score by Periods**

<b>Team</b>	<b>1st</b>	<b>2nd</b>	<b>3rd</b>	<b>4th</b>	<b>OT</b>	<b>TOT</b>
Villanova	54	90	52	52	0	248
Opponents	28	83	36	95	0	242



**2022-23 Villanova Football  
Individual Statistics  
All games**

**Rushing**

Player	gp	att	gain	loss	net	avg	td	lg	avg/g
TD Ayo-Durojaiye	9	120	687	33	654	5.5	2	70	72.7
Connor Watkins	9	66	476	131	345	5.2	7	75	38.3
Jalen Jackson	4	57	334	0	334	5.9	5	21	83.5
DeeWil Barlee	7	64	347	16	331	5.2	2	71	47.3
Eli Smith	7	26	124	1	123	4.7	0	13	17.6
Rayjuon Pringle	9	2	26	0	26	13.0	0	20	2.9
Dez Boykin	9	1	10	0	10	10.0	0	10	1.1
Julian Glantz	1	1	9	0	9	9.0	0	9	9.0
Tyler Will	9	2	4	0	4	2.0	0	2	0.4
Matt O'Connor	9	3	9	13	-4	-1.3	0	9	-0.4
Ricky Ortega	1	1	0	5	-5	-5.0	0	0	-5.0
Team	9	5	0	7	-7	-1.4	0	0	-0.8
<b>Total</b>	<b>9</b>	<b>348</b>	<b>2026</b>	<b>206</b>	<b>1820</b>	<b>5.2</b>	<b>16</b>	<b>75</b>	<b>202.2</b>
<b>Opponents</b>	<b>9</b>	<b>327</b>	<b>1939</b>	<b>151</b>	<b>1788</b>	<b>5.5</b>	<b>13</b>	<b>70</b>	<b>198.7</b>

**Punt Returns**

Player	no.	yds	avg	td	lg
Rayjuon Pringle	6	3	0.5	0	13
<b>Total</b>	<b>6</b>	<b>3</b>	<b>0.5</b>	<b>0</b>	<b>13</b>
<b>Opponents</b>	<b>8</b>	<b>195</b>	<b>24.4</b>	<b>2</b>	<b>77</b>

**Interceptions**

Player	no.	yds	avg	td	lg
Daniel Abraham	2	32	16.0	0	32
Tyrell Mims	2	0	0.0	0	0
Jalen Goodman	1	23	23.0	1	23
Elijah Glover	1	0	0.0	0	0
Jake Green	1	4	4.0	0	4
Kshawn Schulters	1	0	0.0	0	0
<b>Total</b>	<b>8</b>	<b>59</b>	<b>7.4</b>	<b>1</b>	<b>32</b>
<b>Opponents</b>	<b>11</b>	<b>119</b>	<b>10.8</b>	<b>0</b>	<b>39</b>

**Passing**

Player	gp	effic	comp-att-int	pct	yds	td	lg	avg/g
Connor Watkins	9	148.3	106-188-11	56.4	1729	15	83	192.1
Matt O'Connor	9	0.0	0-5-0	0.0	0	0	0	0.0
Jaaron Hayek	8	0.0	0-1-0	0.0	0	0	0	0.0
Rayjuon Pringle	9	0.0	0-1-0	0.0	0	0	0	0.0
Team	9	0.0	0-3-0	0.0	0	0	0	0.0
<b>Total</b>	<b>9</b>	<b>140.8</b>	<b>106-198-11</b>	<b>53.5</b>	<b>1729</b>	<b>15</b>	<b>83</b>	<b>192.1</b>
<b>Opponents</b>	<b>9</b>	<b>133.0</b>	<b>163-251-8</b>	<b>64.9</b>	<b>1555</b>	<b>17</b>	<b>43</b>	<b>172.8</b>

**Kick Returns**

Player	no.	yds	avg	td	lg
Dez Boykin	20	506	25.3	0	68
TD Ayo-Durojaiye	4	78	19.5	0	26
Jaylan Sanchez	2	37	18.5	0	30
Rayjuon Pringle	1	0	0.0	0	0
Jack Stanton	1	4	4.0	0	4
<b>Total</b>	<b>28</b>	<b>625</b>	<b>22.3</b>	<b>0</b>	<b>68</b>
<b>Opponents</b>	<b>35</b>	<b>619</b>	<b>17.7</b>	<b>0</b>	<b>60</b>

**Receiving**

Player	gp	no.	yds	avg	td	lg	avg/g
Jaaron Hayek	8	36	810	22.5	8	83	101.3
Rayjuon Pringle	9	24	394	16.4	5	80	43.8
Dez Boykin	9	12	263	21.9	2	66	29.2
Jaylan Sanchez	9	9	65	7.2	0	20	7.2
Charlie Gilroy	9	7	69	9.9	0	30	7.7
TD Ayo-Durojaiye	9	7	53	7.6	0	16	5.9
DeeWil Barlee	7	5	31	6.2	0	16	4.4
Jalen Jackson	4	3	14	4.7	0	6	3.5
Jack Stanton	9	3	30	10.0	0	16	3.3
<b>Total</b>	<b>9</b>	<b>106</b>	<b>1729</b>	<b>16.3</b>	<b>15</b>	<b>83</b>	<b>192.1</b>
<b>Opponents</b>	<b>9</b>	<b>163</b>	<b>1555</b>	<b>9.5</b>	<b>17</b>	<b>43</b>	<b>172.8</b>

**Fumble Returns**

Player	no.	yds	avg	td	lg
Tyrell Mims	2	0	0.0	0	0
Brendan Bell	1	0	0.0	0	0
Timmy Furgeson	1	0	0.0	0	0
Bryce Ganius	1	0	0.0	0	0
<b>Total</b>	<b>5</b>	<b>0</b>	<b>0.0</b>	<b>0</b>	<b>0</b>
<b>Opponents</b>	<b>2</b>	<b>7</b>	<b>3.5</b>	<b>0</b>	<b>7</b>



**2022-23 Villanova Football  
Individual Statistics  
All games**

**Scoring**

Player	td	fg	PAT				dpx	saf	pts
			kick	rush	rcv	pass			
Matthew Mercurio	-	8-10	32-32	-	-	-	-	-	56
Jaaron Hayek	8	-	-	-	-	-	-	-	48
Connor Watkins	7	-	-	-	-	-	-	-	42
Jalen Jackson	5	-	-	-	-	-	-	-	30
Rayjuon Pringle	5	-	-	-	-	-	-	-	30
Dez Boykin	2	-	-	-	-	-	-	-	12
TD Ayo-Durojaiye	2	-	-	-	-	-	-	-	12
DeeWil Barlee	2	-	-	-	-	-	-	-	12
Jalen Goodman	1	-	-	-	-	-	-	-	6
<b>Total</b>	<b>32</b>	<b>8-10</b>	<b>32-32</b>	<b>0</b>	<b>0</b>	<b>0</b>	<b>0</b>	<b>0</b>	<b>248</b>
<b>Opponents</b>	<b>32</b>	<b>6-10</b>	<b>30-30</b>	<b>0</b>	<b>0</b>	<b>0</b>	<b>0</b>	<b>1</b>	<b>242</b>

**Field Goals**

Player	fg	pct.	01-19	20-29	30-39	40-49	50-99	lg	blk
Matthew Mercurio	8-10	80.0	0-0	5-5	2-3	1-2	0-0	40	0
<b>Opponents</b>	<b>6-10</b>	<b>60.0</b>	<b>0-0</b>	<b>1-2</b>	<b>4-4</b>	<b>1-3</b>	<b>0-1</b>	<b>42</b>	<b>0</b>

**FG Sequence**

Team Name	Villanova	Opponents
Lehigh	(27)	(35)
LIU	(34)	
Army West Point	(40)	
Maine	(39)	
Richmond	(24),46	(31),(37)
UAlbany	36,(28)	27
Hampton	(26)	(30)
Towson	(25)	52,47,(22),(42),43

Numbers in (parentheses) indicate field goal was made

**Total Offense**

Player	g	plays	rush	pass	total	avg/g
Connor Watkins	9	254	345	1729	2074	230.4
TD Ayo-Durojaiye	9	120	654	0	654	72.7
Jalen Jackson	4	57	334	0	334	83.5
DeeWil Barlee	7	64	331	0	331	47.3
Eli Smith	7	26	123	0	123	17.6
Rayjuon Pringle	9	3	26	0	26	2.9
Dez Boykin	9	1	10	0	10	1.1
Julian Glantz	1	1	9	0	9	9.0
Tyler Will	9	2	4	0	4	0.4
Matt O'Connor	9	8	-4	0	-4	-0.4
Ricky Ortega	1	1	-5	0	-5	-5.0
Team	9	0	-7	0	-7	-0.8
<b>Total</b>	<b>9</b>	<b>546</b>	<b>1820</b>	<b>1729</b>	<b>3549</b>	<b>394.3</b>
<b>Opponents</b>	<b>9</b>	<b>578</b>	<b>1788</b>	<b>1555</b>	<b>3343</b>	<b>371.4</b>

**Punting**

Player	no.	yds	avg	lg	tb	fc	i20	50+	blk
Will Bartel	35	1299	37.1	55	0	17	12	2	0
<b>Total</b>	<b>35</b>	<b>1299</b>	<b>37.1</b>	<b>55</b>	<b>0</b>	<b>17</b>	<b>12</b>	<b>2</b>	<b>0</b>
<b>Opponents</b>	<b>37</b>	<b>1593</b>	<b>43.1</b>	<b>73</b>	<b>3</b>	<b>16</b>	<b>13</b>	<b>10</b>	<b>0</b>

**Kickoffs**

Player	no.	yds	avg	tb	ob	retn	net	ydIn
Matthew Mercurio	50	2632	52.6	1	3			
<b>Total</b>	<b>50</b>	<b>2632</b>	<b>52.6</b>	<b>1</b>	<b>3</b>	<b>34</b>	<b>36.8</b>	<b>28</b>
<b>Opponents</b>	<b>45</b>	<b>2589</b>	<b>57.5</b>	<b>8</b>	<b>2</b>	<b>29</b>	<b>37.3</b>	<b>27</b>



2022-23 Villanova Football  
Individual Statistics  
All games

All Purpose

Player	g	rush	rcv	pr	kr	ir	total	avg/g
Jaaron Hayek	8	0	810	0	0	0	810	101.3
TD Ayo-Durojaiye	9	654	53	0	78	0	785	87.2
Dez Boykin	9	10	263	0	506	0	779	86.6
Rayjuon Pringle	9	26	394	3	0	0	423	47.0
DeeWil Barlee	7	331	31	0	0	0	362	51.7
Jalen Jackson	4	334	14	0	0	0	348	87.0
Connor Watkins	9	345	0	0	0	0	345	38.3
Eli Smith	7	123	0	0	0	0	123	17.6
Jaylan Sanchez	9	0	65	0	37	0	102	11.3
Charlie Gilroy	9	0	69	0	0	0	69	7.7
Jack Stanton	9	0	30	0	4	0	34	3.8
Daniel Abraham	9	0	0	0	0	32	32	3.6
Jalen Goodman	9	0	0	0	0	23	23	2.6
Julian Glantz	1	9	0	0	0	0	9	9.0
Jake Green	9	0	0	0	0	4	4	0.4
Tyler Will	9	4	0	0	0	0	4	0.4
Matt O'Connor	9	-4	0	0	0	0	-4	-0.4
Ricky Ortega	1	-5	0	0	0	0	-5	-5.0
Team	9	-7	0	0	0	0	-7	-0.8
<b>Total</b>	<b>9</b>	<b>1820</b>	<b>1729</b>	<b>3</b>	<b>625</b>	<b>59</b>	<b>4236</b>	<b>470.7</b>
<b>Opponents</b>	<b>9</b>	<b>1788</b>	<b>1555</b>	<b>195</b>	<b>619</b>	<b>119</b>	<b>4276</b>	<b>475.1</b>



2022-23 Villanova Football  
Overall Defense Statistics  
All games

Team Defense

##	Player	gp	Tackles				tfl/yds	Sacks no-yds	Pass defense			Fumbles		blkd	
			ua	a	tot				int-yds	brup	qbh	fr-yds	ff	kick	saf
31	Shane Hartzell	9	26	35	61	7-36	3-30	.	.	2	.	1	.	.	
34	Ethan Potter	9	28	23	51	3.5-12	0.5-4	.	1	1	.	1	.	.	
9	Ty Trinh	9	29	21	50	1-11	.	.	1	.	.	1	.	.	
7	Jalen Goodman	9	33	16	49	2-11	.	1-23	2	.	.	1	.	.	
8	Antonio Montero	9	20	20	40	6-31	2-26	.	1	.	.	1	.	.	
3	Elijah Glover	9	23	15	38	2-5	.	1-0	.	.	.	.	.	.	
35	Brendan Bell	7	20	16	36	3-9	.	.	2	3	1-0	.	.	.	
5	Kshawn Schulters	9	22	12	34	1.5-5	.	1-0	6	.	.	.	.	.	
55	Bryce Ganious	9	17	16	33	4.5-8	1-3	.	.	4	1-0	1	.	.	
42	Timmy Furgeson	8	10	18	28	0.5-1	.	.	.	.	1-0	.	.	.	
26	Tyrell Mims	9	15	9	24	.	.	2-0	4	1	2-0	.	.	.	
46	Jared Nelson	9	10	12	22	4.5-12	0.5-4	.	.	.	.	.	.	.	
25	Christian Sapp	9	11	7	18	.	.	.	1	.	.	.	.	.	
15	Dan Damico	5	4	11	15	1.5-2	.	.	.	.	.	.	.	.	
94	Garrett Zobel	9	5	10	15	1.5-9	0.5-5	.	.	.	.	.	.	.	
27	Daniel Abraham	9	8	7	15	1.5-10	1.5-10	2-32	2	2	.	.	.	.	
90	Jake Green	9	5	8	13	2-4	.	1-4	1	.	.	.	.	.	
45	Jordan Nelson	9	2	8	10	.	.	.	.	3	.	.	.	.	
99	CJ Pressley	9	2	7	9	.	.	.	1	.	.	.	.	.	
1	TD Ayo-Durojaiye	9	3	6	9	.	.	.	.	.	.	.	.	.	
24	Devon Marshall	7	6	2	8	.	.	.	1	.	.	.	.	.	
91	Ayden Howard	7	4	2	6	.	.	.	.	1	.	.	.	.	
44	Richie Kimmel	8	3	2	5	.	.	.	.	1	.	.	.	.	
10	Dez Boykin	9	1	2	3	.	.	.	.	.	.	.	.	.	
0	Tyler Will	9	1	2	3	.	.	.	.	.	.	.	.	.	
38	John Rhodan	5	1	2	3	.	.	.	.	.	.	.	.	.	
19	Rayjuon Pringle	9	1	1	2	.	.	.	.	.	.	.	.	.	
14	Jonnie Pitman	5	.	2	2	.	.	.	.	.	.	.	.	.	
22	Jon Wyatt	1	1	1	2	.	.	.	.	.	.	.	.	.	
20	Josh Slay	8	1	1	2	.	.	.	.	.	.	.	.	.	
11	Jaaron Hayek	8	1	.	1	.	.	.	.	.	.	.	.	.	
2	Jalen Jackson	4	1	.	1	.	.	.	.	.	.	.	.	.	
95	Jake Northrop	8	.	1	1	.	.	.	.	.	.	.	.	.	
32	JR Strauss	2	1	.	1	.	.	.	.	.	.	.	.	.	
47	Jalen Howard	6	.	1	1	.	.	.	.	.	.	.	.	.	
23	Josh Oluremi	1	1	.	1	.	.	.	.	.	.	.	.	.	
	<b>Totals</b>	<b>9</b>	<b>316</b>	<b>296</b>	<b>612</b>	<b>42-166</b>	<b>9-82</b>	<b>8-59</b>	<b>23</b>	<b>18</b>	<b>5-0</b>	<b>6</b>	<b>0</b>	<b>0</b>	
	Opponents	9	294	262	556	43-202	17-138	11-119	13	10	2-7	2	0	1	



**2022-23 Villanova Football  
Team Game-by-Game  
All games**

Date	Opponent	Rushing				Receiving				Passing				Kick Returns				Punt Returns				tot off		
		no.	yds	td	lg	no.	yds	td	lg	cmp	att	int	yds	td	lg	no.	yds	td	lg	no.	yds		td	lg
09/02/2022	Lehigh	36	153	3	16	11	298	3	68	11	15	0	298	3	68	3	94	0	68	0	0	0	0	451
09/10/2022	at LIU	49	365	3	71	7	196	2	62	7	12	4	196	2	62	3	51	0	27	2	1	0	4	561
09/17/2022	at Army West Point	35	173	0	20	12	74	1	25	12	22	2	74	1	25	2	67	0	44	1	-10	0	0	247
09/24/2022	Monmouth	46	292	5	24	13	239	1	51	13	21	2	239	1	51	4	82	0	31	1	-3	0	0	531
10/01/2022	at Maine	41	211	1	20	13	255	4	83	13	16	0	255	4	83	3	81	0	31	2	15	0	13	466
10/15/2022	at Richmond	33	129	1	51	11	146	0	40	11	28	1	146	0	40	3	63	0	38	0	0	0	0	275
10/22/2022	UAlbany	32	151	1	70	18	292	3	80	18	26	0	292	3	80	4	63	0	22	0	0	0	0	443
10/29/2022	Hampton	45	261	2	75	14	161	1	43	14	33	1	161	1	43	1	30	0	30	0	0	0	0	422
11/05/2022	at Towson	31	85	0	10	7	68	0	19	7	25	1	68	0	19	5	94	0	29	0	0	0	0	153
<b>Villanova</b>		<b>348</b>	<b>1820</b>	<b>16</b>	<b>75</b>	<b>106</b>	<b>1729</b>	<b>15</b>	<b>83</b>	<b>106</b>	<b>198</b>	<b>11</b>	<b>1729</b>	<b>15</b>	<b>83</b>	<b>28</b>	<b>625</b>	<b>0</b>	<b>68</b>	<b>6</b>	<b>3</b>	<b>0</b>	<b>13</b>	<b>3549</b>
<b>Opponents</b>		<b>327</b>	<b>1788</b>	<b>13</b>	<b>70</b>	<b>163</b>	<b>1555</b>	<b>17</b>	<b>43</b>	<b>163</b>	<b>251</b>	<b>8</b>	<b>1555</b>	<b>17</b>	<b>43</b>	<b>35</b>	<b>619</b>	<b>0</b>	<b>60</b>	<b>8</b>	<b>195</b>	<b>2</b>	<b>77</b>	<b>3343</b>

**Villanova Averages**

Games	Avg/ rush	Avg/ catch	Pass effic	KR avg	PR avg	All purpose avg/game	Total offense avg/game
9	5.2	16.3	140.8	22.3	0.5	470.7	394.3

Date	Opponent	Tackles			Sacks no-yds	Fumble ff fr-yds	Pass Defense			blkd kick	PAT attempts			off				
		ua	a	total			tfl-yds	int-yds	qbh		brup	kick	rush	rcv	saf	t/o	pts	
09/02/2022	Lehigh	22	68	90	4.0-14	0-0	2	1-0	1-32	5	3	0	6-6	0	0	0	14	45
09/10/2022	at LIU	38	30	68	4.0-11	1-7	1	1-0	2-4	3	4	0	5-5	0	0	0	7	38
09/17/2022	at Army West Point	31	36	67	2.0-13	1-12	0	1-0	0-0	0	1	0	1-1	0	0	0	0	10
09/24/2022	Monmouth	35	18	53	3.0-7	0-0	1	1-0	0-0	1	1	0	6-6	0	0	0	0	42
10/01/2022	at Maine	32	36	68	4.0-13	0-0	1	0-0	1-23	3	4	0	6-6	0	0	0	7	45
10/15/2022	at Richmond	46	30	76	7.0-23	2-11	0	0-0	1-0	2	1	0	1-1	0	0	0	0	10
10/22/2022	UAlbany	44	24	68	4.0-27	3-26	0	0-0	1-0	2	4	0	4-4	0	0	0	0	31
10/29/2022	Hampton	28	14	42	6.0-29	1-18	0	0-0	1-0	0	2	0	3-3	0	0	0	0	24
11/05/2022	at Towson	40	40	80	8.0-29	1-8	1	1-0	1-0	2	3	0	0-0	0	0	0	0	3
<b>Villanova</b>		<b>316</b>	<b>296</b>	<b>612</b>	<b>42.0-166</b>	<b>9-82</b>	<b>6</b>	<b>5-0</b>	<b>8-59</b>	<b>18</b>	<b>23</b>	<b>0</b>	<b>32-32</b>	<b>0</b>	<b>0</b>	<b>0</b>	<b>28</b>	<b>248</b>
<b>Opponents</b>		<b>294</b>	<b>262</b>	<b>556</b>	<b>43.0-202</b>	<b>17-138</b>	<b>2</b>	<b>2-7</b>	<b>11-119</b>	<b>10</b>	<b>13</b>	<b>0</b>	<b>30-30</b>	<b>0</b>	<b>0</b>	<b>1</b>	<b>17</b>	<b>242</b>

Date	Opponent	Punting							Field Goals			Kickoffs						
		no.	yds	avg	long	blkd	tb	fc	50+	i20	md-att	long	blkd	no.	yds	avg	tb	ob
09/02/2022	Lehigh	2	83	41.5	44	0	0	1	0	2	1-1	27	0	8	450	56.3	0	0
09/10/2022	at LIU	2	71	35.5	39	0	0	1	0	0	1-1	34	0	7	326	46.6	0	1
09/17/2022	at Army West Point	4	154	38.5	44	0	0	1	0	0	1-1	40	0	3	132	44.0	0	0
09/24/2022	Monmouth	1	36	36.0	36	0	0	1	0	0	0-0	0	0	7	397	56.7	0	0
10/01/2022	at Maine	3	99	33.0	37	0	0	1	0	1	1-1	39	0	8	453	56.6	0	1
10/15/2022	at Richmond	5	182	36.4	53	0	0	4	1	1	1-2	24	0	3	151	50.3	0	0
10/22/2022	UAlbany	3	89	29.7	35	0	0	1	0	1	1-2	28	0	6	339	56.5	0	0
10/29/2022	Hampton	5	168	33.6	47	0	0	2	0	3	1-1	26	0	5	279	55.8	1	1
11/05/2022	at Towson	10	417	41.7	55	0	0	5	1	4	1-1	25	0	3	105	35.0	0	0
<b>Villanova</b>		<b>35</b>	<b>1299</b>	<b>37.1</b>	<b>55</b>	<b>0</b>	<b>0</b>	<b>17</b>	<b>2</b>	<b>12</b>	<b>8-10</b>	<b>40</b>	<b>0</b>	<b>50</b>	<b>2632</b>	<b>52.6</b>	<b>1</b>	<b>3</b>
<b>Opponents</b>		<b>37</b>	<b>1593</b>	<b>43.1</b>	<b>73</b>	<b>0</b>	<b>3</b>	<b>16</b>	<b>10</b>	<b>13</b>	<b>6-10</b>	<b>42</b>	<b>0</b>	<b>45</b>	<b>2589</b>	<b>57.5</b>	<b>8</b>	<b>2</b>



**2022-23 Villanova Football  
Opponents Game-by-Game  
All games**

Date	Opponent	Rushing				Receiving				Passing				Kick Returns				Punt Returns				tot off		
		no.	yds	td	lg	no.	yds	td	lg	cmp	att	int	yds	td	lg	no.	yds	td	lg	no.	yds		td	lg
09/02/2022	Lehigh	38	181	0	23	22	227	2	25	22	39	1	227	2	25	6	115	0	33	0	0	0	0	408
09/10/2022	at LIU	26	129	1	14	31	230	2	27	31	45	2	230	2	27	4	47	0	19	1	23	0	23	359
09/17/2022	at Army West Point	55	472	6	70	0	0	0	0	0	1	0	0	0	0	2	17	0	9	2	74	1	73	472
09/24/2022	Monmouth	41	321	4	56	11	161	3	43	11	17	0	161	3	43	3	47	0	19	0	0	0	0	482
10/01/2022	at Maine	22	108	0	12	25	201	3	30	25	39	1	201	3	30	7	131	0	23	2	2	0	2	309
10/15/2022	at Richmond	52	227	1	49	16	104	1	20	16	23	1	104	1	20	2	39	0	25	0	0	0	0	331
10/22/2022	UAlbany	22	57	1	15	33	370	3	37	33	42	1	370	3	37	6	104	0	23	1	6	0	6	427
10/29/2022	Hampton	21	26	0	8	14	137	1	32	14	24	1	137	1	32	3	46	0	17	0	0	0	0	163
11/05/2022	at Towson	50	267	0	33	11	125	2	26	11	21	1	125	2	26	2	73	0	60	2	90	1	77	392
<b>Opponents</b>		<b>327</b>	<b>1788</b>	<b>13</b>	<b>70</b>	<b>163</b>	<b>1555</b>	<b>17</b>	<b>43</b>	<b>163</b>	<b>251</b>	<b>8</b>	<b>1555</b>	<b>17</b>	<b>43</b>	<b>35</b>	<b>619</b>	<b>0</b>	<b>60</b>	<b>8</b>	<b>195</b>	<b>2</b>	<b>77</b>	<b>3343</b>
<b>Villanova</b>		<b>348</b>	<b>1820</b>	<b>16</b>	<b>75</b>	<b>106</b>	<b>1729</b>	<b>15</b>	<b>83</b>	<b>106</b>	<b>198</b>	<b>11</b>	<b>1729</b>	<b>15</b>	<b>83</b>	<b>28</b>	<b>625</b>	<b>0</b>	<b>68</b>	<b>6</b>	<b>3</b>	<b>0</b>	<b>13</b>	<b>3549</b>

**Opponents Averages**

Games	Avg/ rush	Avg/ catch	Pass effc	KR avg	PR avg	All purpose avg/game	Total offense avg/game
9	5.5	9.5	133.0	17.7	24.4	475.1	371.4

Date	Opponent	Tackles			Sacks	Fumble		Pass Defense			blkd kick	PAT attempts			off								
		ua	a	total		tfl	yds	no	yds	ff		fr	yds	qbh	brup	kick	rush	rcv	saf	t/o	pts		
09/02/2022	Lehigh	24	36	60	5.0	17	2	9	0	0	0	0	0	0	0	0	0	0	0	0	0	17	
09/10/2022	at LIU	40	26	66	5.0	25	2	18	1	0	0	0	0	0	0	0	0	0	0	0	0	21	
09/17/2022	at Army West Point	30	26	56	3.0	16	3	16	0	1	0	2	0	0	0	0	0	0	0	7	0	49	
09/24/2022	Monmouth	33	42	75	3.0	11	0	0	0	0	0	1	0	0	0	0	0	0	0	7	0	49	
10/01/2022	at Maine	25	48	73	2.0	6	0	0	0	0	0	1	1	0	0	0	0	0	0	0	0	20	
10/15/2022	at Richmond	32	24	56	7.0	49	4	41	1	1	7	1	3	0	0	0	0	0	0	0	0	20	
10/22/2022	UAlbany	31	28	59	7.0	24	1	11	0	0	0	1	2	0	0	0	0	0	1	0	0	29	
10/29/2022	Hampton	46	18	64	5.0	23	2	19	0	0	0	1	3	0	0	0	0	0	0	0	0	10	
11/05/2022	at Towson	33	14	47	6.0	31	3	24	0	0	0	1	3	0	0	0	0	0	0	3	0	27	
<b>Opponents</b>		<b>294</b>	<b>262</b>	<b>556</b>	<b>43.0</b>	<b>202</b>	<b>17</b>	<b>138</b>	<b>2</b>	<b>2</b>	<b>7</b>	<b>11</b>	<b>119</b>	<b>10</b>	<b>13</b>	<b>0</b>	<b>30</b>	<b>30</b>	<b>0</b>	<b>0</b>	<b>1</b>	<b>17</b>	<b>242</b>
<b>Villanova</b>		<b>316</b>	<b>296</b>	<b>612</b>	<b>42.0</b>	<b>166</b>	<b>9</b>	<b>82</b>	<b>6</b>	<b>5</b>	<b>0</b>	<b>8</b>	<b>59</b>	<b>18</b>	<b>23</b>	<b>0</b>	<b>32</b>	<b>32</b>	<b>0</b>	<b>0</b>	<b>0</b>	<b>28</b>	<b>248</b>

Date	Opponent	Punting							Field Goals			Kickoffs							
		no.	yds	avg	long	blkd	tb	fc	50+	i20	md	att	long	blkd	no.	yds	avg	tb	ob
09/02/2022	Lehigh	3	107	35.7	37	0	0	1	0	0	1	1	35	0	4	213	53.3	0	1
09/10/2022	at LIU	6	226	37.7	54	0	0	2	1	2	0	0	0	0	4	247	61.8	0	0
09/17/2022	at Army West Point	2	76	38.0	39	0	0	0	0	1	0	0	0	0	8	516	64.5	5	0
09/24/2022	Monmouth	2	111	55.5	63	0	1	0	1	0	0	0	0	0	8	432	54.0	2	1
10/01/2022	at Maine	5	217	43.4	53	0	0	2	2	4	0	0	0	0	4	248	62.0	0	0
10/15/2022	at Richmond	4	170	42.5	62	0	1	2	1	1	2	2	37	0	5	261	52.2	0	0
10/22/2022	UAlbany	5	240	48.0	73	0	1	3	1	2	0	1	0	0	4	207	51.8	0	0
10/29/2022	Hampton	8	349	43.6	58	0	0	5	3	2	1	1	30	0	3	163	54.3	1	0
11/05/2022	at Towson	2	97	48.5	52	0	0	1	1	1	2	5	42	0	5	302	60.4	0	0
<b>Opponents</b>		<b>37</b>	<b>1593</b>	<b>43.1</b>	<b>73</b>	<b>0</b>	<b>3</b>	<b>16</b>	<b>10</b>	<b>13</b>	<b>6</b>	<b>10</b>	<b>42</b>	<b>0</b>	<b>45</b>	<b>2589</b>	<b>57.5</b>	<b>8</b>	<b>2</b>
<b>Villanova</b>		<b>35</b>	<b>1299</b>	<b>37.1</b>	<b>55</b>	<b>0</b>	<b>0</b>	<b>17</b>	<b>2</b>	<b>12</b>	<b>8</b>	<b>10</b>	<b>40</b>	<b>0</b>	<b>50</b>	<b>2632</b>	<b>52.6</b>	<b>1</b>	<b>3</b>