



2006-07 MEN'S BASKETBALL GAME NOTES



Villanova Wildcats

(21-9 overall, 9-7 Big East)

2007 BIG EAST Tournament Presented by Aeropostale

March 7-10, 2007

Television: ESPN/ESPN2

Radio: SportsTalk 950 WPEN

VILLANOVA PROBABLE STARTERS

Pos.	Name	Height/Class/Hometown	PPG	RPG
F	Dante Cunningham	6-8 / So. / Silver Spring, Md.	8.8	5.4
F	Curtis Sumpter	6-7 / R-Sr. / Brooklyn, N.Y.	17.0	7.3
F	Will Sheridan	6-8 / Sr. / Bear, Del.	5.3	5.0
G	Mike Nardi	6-2 / Sr. / Linden, N.J.	12.8	2.6
G	Scottie Reynolds	6-2 / Fr. / Herndon, Va.	14.1	2.9

OFF THE BENCH

Pos.	Name	Height/Class/Hometown	PPG	RPG
F	Shane Clark	6-7 / So. / Philadelphia, Pa.	8.0	4.1
G	Reggie Redding	6-5 / Fr. / Philadelphia, Pa.	2.4	2.2
G	Bilal Benn	6-5 / So. / Philadelphia, Pa.	2.0	1.5
C	Casiem Drummond	6-10 / Fr. / West Orange, N.J.	1.8	1.9
G	Dwayne Anderson	6-5 / So. / Washington, D.C.	3.5	1.9
G	Ross Condon	5-11 / Sr. / Springfield, Va.	0.9	0.5
F	Frank Tchuisi	6-8 / So. / Douala, Cameroon	0.4	0.2
F	Antonio Pena	6-8 / Fr / Brooklyn, N.Y.	0.0	0.0
F	Andrew Ott	6-10 / Fr. / Abington, Pa.	0.0	0.0

Head Coach: Jay Wright (247-153 lifetime, 125-68 at Villanova)

TOP STORIES

• Villanova brings a three game winning streak with it to the BIG EAST Tournament. Since the start of February, the Wildcats have won seven of nine contests.

• In the regular season finale, Villanova overcame a 10 point second half deficit to down Syracuse 78-75. It marked the 16th time this season that the 'Cats have produced 70 or more points in a game - they are 15-1 (.938) in those contests. When VU fails to reach the 70 point plateau, it is 6-8 (.423).

• Freshman guard **Scottie Reynolds** took his play to another level down the stretch. The native of Herndon, Va., averaged 26 ppg in the final five games of the regular season and was his team's leading scorer in BIG EAST play (18.4 ppg). His 40-point outburst at Connecticut on Feb. 28 represents the most points scored in a single game by a freshman this season. He is the BIG EAST Rookie of the Week.

• The Wildcats have now won at least 20 games for the third straight season and the 32nd time in their history. Since the start of the 2004-05 campaign, Villanova is 73-22 (.768).

• With their win over Syracuse, Villanova is now 16-7 (.696) in the month of March since 2005.

2006-07 SCHEDULE AND RESULTS

Date	Opponent	Result	Score	Record	Big East
Nov. 11	@ Northwood	W	97-60	1-0	0-0
Nov. 17	vs. Coll. of Charleston ¹	W	81-68	2-0	0-0
Nov. 19	vs. Xavier ¹	L	66-71	2-1	0-0
Nov. 20	vs. Iowa ¹	W	89-60	3-1	0-0
Nov. 25	NAVY	W	70-61	4-1	0-0
Nov. 30	@ Stony Brook	W	72-44	5-1	0-0
Dec. 2	@ Penn+	W	99-89	6-1	0-0
Dec. 6	@ Oklahoma	W	67-51	7-1	0-0
Dec. 9	DREXEL	L	76-81	7-2	0-0
Dec. 20	RIDER	W	108-61	8-2	0-0
Dec. 23	@ La Salle+	W	64-51	9-2	0-0
Dec. 30	TEMPLE+	W	83-65	10-2	0-0
Jan. 3	@ West Virginia*	L	56-67	10-3	0-1
Jan. 6	DEPAUL*	L	65-73	10-4	0-2
Jan. 8	@ Georgetown*	W	56-52	11-4	1-2
Jan. 13	@ Syracuse*	L	64-78	11-5	1-3
Jan. 17	NOTRE DAME*	W	102-87	12-5	2-3
Jan. 20	TEXAS (WC)	W	76-69	13-5	2-3
Jan. 23	@ Providence*	W	82-73	14-5	3-3
Jan. 27	@ Notre Dame*	L	63-66	14-6	3-4
Jan. 29	PITTSBURGH* (WC)	L	59-65	14-7	3-5
Feb. 3	LOUISVILLE* (WC)	W	57-53	15-7	4-5
Feb. 6	SAINT JOSEPH'S+	W	56-39	16-7	4-5
Feb. 10	@ Seton Hall*	W	78-69	17-7	5-5
Feb. 14	CINCINNATI*	W	64-48	18-7	6-5
Feb. 17	GEORGETOWN* (WC)	L	55-58	18-8	6-6
Feb. 19	@ Marquette*	L	67-80	18-9	6-7
Feb. 24	RUTGERS*	W	74-51	19-9	7-7
Feb. 28	@ Connecticut*	W	78-74	20-9	8-7
Mar. 3	SYRACUSE* (WC)	W	78-75	21-9	9-7
Mar. 7	vs. DePaul (BET)	Noon	ESPN		

(Madison Square Garden)

* Denotes BIG EAST Conference game

+ Denotes Philadelphia Big Five game

WC: game played at Wachovia Center

1: Paradise Jam, U.S. Virgin Islands

MEDIA INFORMATION

Interview Requests:

All interview requests should be addressed to Mike Sheridan, Director of Media Relations at (610) 519-4120.

Follow Villanova Basketball on the Web:

Follow the Villanova men's basketball team on the web at: www.villanova.com

Villanova Media Relations Information:

Phone- (610) 519-4120; Fax- (610) 519-7323

Email- michael.sheridan@villanova.edu

Villanova (21-9, 9-7)
Big East Tournament
March 7-10
Madison Square Garden (New York, N.Y.)

BIG EAST TOURNAMENT NOTES

- Since joining the Big East Conference before the 1980-81 season, Villanova has a record of 28-25 (.528) in the Big East Tournament. The Wildcats have reached the semifinals of the tournament in each of the past three seasons and a total of 15 times in their 26 appearances at the tournament.
- Villanova won its only Big East title in 1995 by defeating Boston College, Providence and Connecticut along the way to the crown. The Wildcats defeated the Huskies 94-78 in the championship game for their second win over UConn that season.
- The Wildcats finished in a three-way tie for seventh place in the 16-team league in the regular season standings. The league's tiebreaker rules gave Villanova the No. 9 seed in the BIG EAST Tournament. Villanova has never entered the tournament as the #9 seed. The Wildcats will play No. 8 DePaul in the opening round on Wednesday.
- Despite being a No. 9 seed in the tournament, Villanova has a stronger RPI than six of the eight teams in front of them. The Wildcats are currently No. 19 in the RPI, while Georgetown is No. 17 and Pittsburgh is No. 4. The BIG EAST has seven teams in the top 50 of the RPI.
- Head coach Jay Wright is 5-5 all-time in the BIG EAST Tournament, including three straight trips to the semifinals in the last three years.
- Villanova has never faced DePaul in the conference tournament. The Blue Demons are one of five former Conference USA teams to join the league last season. The Wildcats are 8-2 against these five teams since they joined the league, including a 1-1 mark versus DePaul.
- The Wildcats are 2-2 all-time in BIG EAST Tournament games that go to overtime. In the 1980-81 season, Villanova defeated Providence in overtime and then fell in a triple-overtime marathon to Syracuse. The team also lost to Boston College in 1992-93 and defeated Pittsburgh in double overtime in 1997-98.
- The current roster is relatively inexperienced in the conference tournament. Seniors **Mike Nardi** and **Will Sheridan** have each played in seven conference tournament games, while **Curtis Sumpter** has played in six games. No other player on the roster has seen action in more than two BIG EAST Tournament contests. Sumpter has averaged 11.5 points and 5.0 rebounds per game in the BIG EAST Tournament. Nardi has averaged 6.3 points in the tournament and Sheridan has contributed 4.1 points and 5.9 rebounds per game.
- Villanova Records against Big East Teams in the Conference Tournament:

Boston College	3-3
Cincinnati	0-0
Connecticut	3-2
DePaul	0-0
Georgetown	0-3
Louisville	0-0
Marquette	0-0
Miami	0-0
Notre Dame	0-0
Pittsburgh	6-2
Providence	6-1
Rutgers	1-0
St. John's	2-4
Seton Hall	2-1
University of South Florida	0-0
Syracuse	3-8
West Virginia	2-1

VILLANOVA WILDCATS



2006-07 MEN'S BASKETBALL GAME NOTES

It's a Wrap

Villanova completed the regular season portion of its schedule with a 78-75 victory over Syracuse at the Wachovia Center on Saturday afternoon.

The Wildcats rallied to win a game they trailed at halftime for the third time this season. With 16:48 remaining in the second half, the Orange owned a 45-35 advantage.

But Villanova kicked its offense into gear, scoring 43 points in the game's final 16 plus minutes to put victory No. 21 into the books.

One key was balance. For the first time this season, three Wildcats - Scottie Reynolds (22), Dante Cunningham (21) and Curtis Sumpter (20) dropped in 20 or more points in a game.

"It's a good sign," stated Villanova head coach Jay Wright afterward. "We have been up and down offensively and I think I lot of that had to do with Curtis' health."

Sumpter was hampered in January and the early part of February with a right hamstring injury and a deep bone bruise on his left shin.

"It was never the knee," Wright stated, referring to the joint that endured two knee surgeries. "Curt couldn't practice and I thought it really hurt our ability to execute offensively earlier in the season. We didn't want to use it as an excuse at the time.

"In the last few weeks, though, he's been healthy and able to practice. That's made a big difference for us. It's helped Curt get a feel for these guys and for our staff to understand how this team works best."

Curtis Sumpter Illuminated

Sumpter hopes the final week of the regular season will be a catalyst for his last postseason as a Wildcat.

After contributing 18 points and 10 rebounds at UConn on Feb. 28, the native of Brooklyn, N.Y. was a force again on Saturday in front of 18,403 at the Wachovia Center. His 20 points and career high 15 rebounds were a major factor in Villanova's ability to rally past the Orange.

Throughout the course of his career the 6-7 Sumpter has been a constant contributor on the glass. His 7.2 rpg led the 'Cats in 2004-05 and he now has 775 career caroms at Villanova - only 11 athletes in Wildcat history have pulled down more. There have been seven occasions this season where he has collected 10 or more boards in a contest.

Sumpter is among the 10 male finalists for the Lowe's Senior Class Award. In addition, he is one of the 30 national finalists for both the Naismith and John R. Wooden awards.

The product of Brooklyn, N.Y., entered VU as part of the most touted recruiting class in school history. It also included Randy Foye, Jason Fraser, and Allan Ray. Entering action at the BIG EAST Tournament, that group has accounted for 6,220 points, 2,488 rebounds, 828 assists, and 336 blocked shots at VU.

In his career, Sumpter has played in six BIG EAST Tournament games. He has twice scored 17 points in a game and averaged 15.0 ppg in his last tourney appearance in '04-05.

Noting Nardi

Senior tri-captain Mike Nardi remains a vital facilitator for Villanova in his fourth season on the Main Line.

In Saturday's victory over Syracuse Nardi was limited to 13 minutes after injuring his left ankle late in the first half.

This native of Linden, N.J. has been one of Villanova's most reliable performers over his career. He has started 122 times in 126 appearances and became the 49th player in school history to reach the 1,000 point milestone at Penn on Dec. 2 (he is now at 1,300 points).

In addition, the 6-2 guard is one of the more accomplished distributors in Villanova history. He now has 421 career assists, good for 12th place on the school's all-time list. His assist to turnover ratio in 2006-07 is 122 to 62 and he averages 4.1 apg.

Nardi has played the most minutes of any Wildcat this season - an average of 31.5 mpg.

"He's done everything we've asked of him," Wright told the Newark Star-Ledger. "We've asked him to groom a freshman guard (Scottie Reynolds), be a leader for 10 freshmen and sophomores, play 36 minutes a game, defend, rebound and also be the brains of our operation. And he has done all of it."

Nardi ranks third on the 'Cats in scoring this season with a 12.8 ppg average. In his career he is 249-of-660 from beyond the 3-point arc (.377). He ranks fourth in school history in 3-point field goals - only Gary Buchanan (337), Ray (312) and Kerry Kittles (278) have converted more than Nardi.

Villanova 2006-07 Roster

No.	Name	Pos.	Hgt.	Wgt.	Year	Hometown/High School
0	Antonio Pena	F	6-8	235	Fr.-HS	Brooklyn, N.Y./St. Thomas More
1	Scottie Reynolds	G	6-2	195	Fr.-HS	Herndon, Va./Herndon
3	Bilal Benn	G/F	6-5	205	So.-1L	Philadelphia, Pa./Hargrave Military Academy
4	Ross Condon	G	5-11	180	Sr.-3L	Springfield, Va./Potomac School
12	Mike Nardi	G	6-2	170	Sr.-3L	Linden, N.J./St. Patrick's
15	Reggie Redding	G	6-5	205	Fr.-HS	Philadelphia, Pa./St. Joseph's Prep
20	Shane Clark	F	6-7	205	So.-1L	Philadelphia, Pa./Hargrave Military Academy
21	Andrew Ott	F	6-10	220	Fr.-HS	Abington, Pa./Germantown Academy
22	Dwayne Anderson	G/F	6-5	215	So.-1L	Silver Spring, Md./St. Thomas More
32	Casiem Drummond	F/C	6-10	280	Fr.-HS	West Orange, N.J./Bloomfield Tech
33	Dante Cunningham	F	6-8	225	So.-1L	Silver Spring, Md./Potomac
34	Curtis Sumpter	F	6-7	225	R-Sr.-4L	Brooklyn, N.Y./Bishop Loughlin
42	Frank Tchuisi	F/C	6-8	215	So.-1L	Douala, Cameroon/St. Benedict's
50	Will Sheridan	F	6-8	240	Sr.-3L	Bear, Del./Sanford School

Head Coach: Jay Wright (Bucknell '83)

Associate Head Coach: Brett Gunning

Assistant Coaches: Ed Pinckney, Patrick Chambers

Manager of Basketball Operations: Jason Donnelly

Athletic Trainer: Jeff Pierce

VILLANOVA WILDCATS

2006-07 MEN'S BASKETBALL GAME NOTES



Reynolds Wrap

Freshman sensation Scottie Reynolds closed out the regular season in style, generating 62 points in wins over Connecticut and Syracuse to help lift the Wildcats above .500 in conference play.

After a slow first half against the Orange in which he was just 2-of-9 from the floor for seven points, Reynolds led the second half charge by Villanova. With the team's only other point guard option Nardi sidelined by an ankle injury, the 6-2 native of Herndon, Va., never left the floor and helped bring the 'Cats back with 15 second half points. He ended the afternoon with 22 points, six assists and four steals.

That followed an epic performance in a 78-74 win at Connecticut.

His 40 points were one shy of the BIG EAST single game point total for a freshman, established by Seton Hall's Marco Lokar in 1990. They were the most in Gampel Pavilion history by an opponent and the most ever by a Villanova freshman, surpassing the 35 Alex Bradley recorded in February of 1978.

It was also the first 40-point performance by a Wildcat since Kerry Kittles posted 44 against Boston College in the Pavilion on Feb. 28, 1995.

The recent stretch continues a pattern of achievement that has been evident since the calendar page turned to 2007.

After 12 games of adapting to college over the campaign's first seven weeks, Reynolds put together an extraordinary month of January. In nine games he averaged 18.1 points and 4.0 assists per game. He was 20-of-47 (.426) from beyond the 3-point arc in that stretch and twice was named BIG EAST Rookie of the Week. In addition, he earned Sporting News and ESPN player of the week honors on Jan. 22.

After a lull in early February, Reynolds ended the month on a tear, totaling 90 points in his final three outings of the month against Marquette, Rutgers and Connecticut. Fifty six of those points came in the first half of those games, including 20 at UConn.

In Villanova's first 12 outings this season, Reynolds attempted 75 field goals - an average of 6.2 per contest. In the last 18 games, including 16 in the BIG EAST, he has attempted 233 - 12.9 per contest.

Reynolds is 23-of-49 (.469) from beyond the 3-point arc in his last five contests. On the season he is 56-of-144 (.388) from deep.

He is now the 'Cats second leading scorer at 14.1 ppg and the squad's top assist man (124-4.2 avg).

There have been eight times this season when Reynolds has scored 20 or more points in a game, including the last four in a row.

Good Will Sheridan

The third senior fixture in the Villanova starting lineup is 6-8 forward Will Sheridan.

This native of Bear, Del., has accomplished much on and off the court at Villanova. He has served as Villanova's representative to the NCAA Leadership seminar, twice won student-athlete talent shows, and served on the inauguration committee of university president Rev. Peter Donohue, O.S.A.

On the court he has collected 707 rebounds in 130 appearances, an average of 5.5 per game. He has 141 blocked shots to his credit, good for seventh place on the school's all-time chart in that department. In addition, he has scored 655 career points, a 5.0 ppg average.

"Bump will always be one of my best friends," stated Nardi earlier this week. "He's always been there for me and he's given everything he has to this team. There's never been a time when he's worried about what's in it for him - shots, points, minutes. He just sacrifices for his teammates and coaches."

The most telling Sheridan stat is this: in his 96 career starts, VU is 72-24 (.750).

Series Stuff

Villanova vs. DePaul
Wednesday, Mar. 7, 2007
12:02 p.m.
ESPN2

Sportstalk 950 (WPEN)
All-Time: VU leads 9-7

Last meeting: DePaul 75, VU 63 (Jan. 6, 2007)
Last VU win: VU 61, DePaul 51 (Feb. 11, 2006)

Jay Wright vs. DePaul: 2-5

Notes: The two schools have split a pair of meetings since the Blue Demons became part of the BIG EAST in 2005, each winning on the other team's home floor ... In January, the Blue Demons handed the Wildcats a loss in their BIG EAST home opener at the Pavilion ... Sammy Mejia scored 23 points while Wilson Chandler added 18 for DePaul while Villanova was paced by Scottie Reynolds' 25 points ... The Blue Demons owned a 36-31 advantage on the glass that day ... Last season, VU picked up a win over DePaul on the road.

Villanova vs. Georgetown
(Possible quarterfinal matchup)

Thurs., Mar. 8, 2007
12:02 p.m.
ESPN

Sportstalk 950 (WPEN)
All-Time: GU leads 35-27

Last Meeting: Georgetown 58, VU 55 (Feb. 17, 2007)
Last VU win: VU 56, GU 52 (Jan. 8, 2007)

Jay Wright vs. GU: 5-3

Notes: The teams have met twice in 2006-07 ... Villanova avoided its first 0-3 start in BIG EAST play in January with a 56-52 come from behind victory at the Verizon Center, snapping the Hoyas' seven game winning streak ... Shane Clark scored 14 points and connected on four key free throws down the stretch to seal the victory for the 'Cats ... The Hoyas rebounded with a three point win at the Wachovia Center in February ... Jeff Green sank a jumper with 19 seconds left to give Georgetown a 56-55 lead. Clark then missed a triple with seven seconds left and Reynolds' 3-point try at the buzzer to tie caromed away ... The Wildcats are 0-3 lifetime against Georgetown in the BIG EAST Tournament.

Dante's Development

The maturation of sophomore forward Dante Cunningham has been one of the key story lines to the 2006-07 Villanova campaign.

To understand why one needs look no further than this: when Cunningham attempts four or more field goals in a game this season, Villanova is 20-4 (.833). When he has been limited to three or less, the 'Cats are just 1-5 (.167).

Cunningham established a new career high in points (21) and free throws (11) in the final regular season game against Syracuse. He enters post-season play connecting on .543 of his field goal and .765 of his free throw attempts. As a freshman in 2005-06, the Silver Spring, Md., native was just 13-of-33 (.394) at the line.

VILLANOVA WILDCATS

2006-07 MEN'S BASKETBALL GAME NOTES



Home Court Advantages

The Pavilion has been a most comfortable home for the Wildcats since opening on Feb. 1, 1986.

In 22 seasons, the 'Cats are 188-54 (.777) in the building on Ithan Avenue. They are 82-35 (.700) in BIG EAST action in the Pavilion and have sold out the last 69 consecutive regular season contests in the 6,500 seat venue. From 1994-95 forward, VU is 127-22 (.864) overall in the Pavilion.

Since Jay Wright assumed the head coaching reins in 2001, Villanova is 45-12 (.789) on its Pavilion floor. It is 26-4 (.867) in the arena since the start of 2004-05 with the losses coming to Georgetown (2005), West Virginia and Drexel (2006) and DePaul (2007). It had a 13-game winning streak against non-conference foes snapped when it fell to the Dragons 81-76 on Dec. 9.

Visitors to the Pavilion will note the construction in what formerly was the front parking area. Work has begun on the Intercollegiate Athletic Recreation Facility, which will house practice courts and office space for the men's and women's programs. The project is scheduled for completion in the fall of 2007.

The Wildcats hosted a school record five games this season at the Wachovia Center in Philadelphia. Villanova is 18-18 (.500) lifetime in the arena as host and 2-0 (1.000) in NCAA Tournament action in the building. The Wildcats were 3-2 at the Center in 2006-07, with an average attendance of better than 18,000 per game.

Philadelphia Big Five Champs

Villanova wrapped up its second consecutive undefeated Philadelphia Big Five championship with a 56-39 triumph over Saint Joseph's at the Pavilion on Feb. 6.

The 'Cats opened Big Five play on Dec. 2 with a 99-89 win at Penn, their eighth consecutive victory in Big Five play. Villanova followed that with a 64-51 win at La Salle on Dec. 23. One week later, the 'Cats posted an 83-65 win over Temple to move to 3-0.

With the wins, Villanova improved its program-best Big Five winning streak to 11 games, one shy of the record set by Penn. VU last fell in the City Series on Dec. 2, 2004, when Temple edged it, 53-52.

Bright Lights

Villanova made 19 appearances on national television during the 2006-07 regular season. The Wildcats were 12-5 on national television, including 11-4 on the ESPN family of networks.

Dec. 6 at Oklahoma (ESPN): VU 67, Oklahoma 51.

Dec. 20 vs. Rider (ESPN 360): VU 108, Rider 61

Dec. 30 vs. Temple (ESPNU): VU 83, Temple 65

Jan. 8 at Georgetown (ESPN): VU 56, Georgetown 52

Jan. 13 at Syracuse (CBS): Syracuse 75, VU 64

Jan. 17 vs. Notre Dame (ESPNU): VU 102, Notre Dame 87

Jan. 20 vs. Texas (CBS): VU 76, Texas 69

Jan. 27 at Notre Dame (ESPN): Notre Dame 66, VU 63

Jan. 29 vs. Pittsburgh (ESPN): Pitt 65, VU 59

Feb. 3 vs. Louisville (ESPN): VU 57, UL 53

Feb. 6 vs. Saint Joseph's (ESPN2): VU 56, SJU 39

Feb. 14 vs. Cincinnati (ESPNU): VU 64, UC 48

Feb. 17 vs. Georgetown (ESPN): GU 58, VU 55

Feb. 19 at Marquette (ESPN): MU 80, VU 67

Feb. 24 vs. Rutgers (ESPN): VU 74, RU 51

Feb. 28 at Connecticut (ESPN): VU 78, UConn 74

Mar. 3 vs. Syracuse (ESPN2): VU 78, Syracuse 75

Road Results

For the second consecutive season, Villanova produced results away from home. The Wildcats were 9-4 (.692) on the road during the regular season and 2-1 (.667) on neutral floors. Among its victories as a visitor were at Georgetown, Providence, and Connecticut.

This marks the second year VU produced nine road wins. It is 26-9 (.743) in its last 35 road games over the past three seasons.

Free Throw Fodder

The free throw line has been good to Villanova thus far in 2006-07. The Wildcats led the BIG EAST in that category (.779). Its top three scorers, Sumpter (.809), Reynolds (.847) and Nardi (.873) convert free throws at a rate of 80 percent or better while regulars Cunningham (.765), Sheridan (.741) and Clark (.722) have also been dependable at the stripe.

The Last Time it Happened...

	<u>By Villanova</u>	<u>By Opponent</u>
Team Scored 100 points	102, vs. Notre Dame (Jan. 17, 2007)	Providence, 100 (Feb. 11, 2004)
Team Scored 90 points	99, vs. Penn (Dec. 2, 2006)	West Virginia, 91 (Jan. 8, 2006)
Team Scored 80 points	82, vs. Providence (Jan. 23, 2007)	Marquette, 80 (Feb. 19, 2007)
30-point win	108-61, vs. Rider (Dec. 20, 2006)	Kentucky, 93-56 (Feb. 9, 1997)
20-point win	74-51, vs. Rutgers (Feb. 24, 2007)	Providence, 100-74 (Feb. 11, 2004)
50 percent shooting	.533, vs. Providence (Jan. 23, 2007)	Providence, .553 (Jan. 23, 2007)
5 players in double figures	vs. Rider, (Dec. 20, 2006)	Providence, (Jan. 23, 2007)
4 players in double figures	vs. Rutgers, (Feb. 24, 2007)	Marquette, (Feb. 19, 2007)
Overtime victory	60-59, vs. Boston College (Mar. 24, 2006)	Connecticut, 75-74 (Feb. 28, 2004)
30 points by a player	Scottie Reynolds, 40, vs. Connecticut (Feb. 28, 2007)	Eric Devendorf, Syracuse, 33 (Mar. 3, 2007)
15 rebounds by a player	Jason Fraser, 15, vs. Florida (Mar. 20, 2005)	Karron Clarke, DePaul, 15 (Feb. 11, 2006)
10 assists by a player	Scottie Reynolds, 10, vs. Louisville (Feb. 3, 2007)	Taliek Brown, UConn, 10 (March 12, 2004)
Five steals by a player	Dante Cunningham, 5, vs. Oklahoma (Dec. 6, 2006)	Brandon Jenkins, Louisville, 5 (Feb. 3, 2007)
Five blocks by a player	Jason Fraser, 5, vs. Providence (Jan. 11, 2005)	Darryl Watkins, Syracuse, 5 (Mar. 3, 2007)
Eight turnovers by a player	Scottie Reynolds, 9, vs. Providence (Jan. 23, 2007)	Ibrahim Jaaber, Penn (Dec. 2, 2006)
40 minutes by a player	Curtis Sumpter, 40, vs. Syracuse (Mar. 3, 2007)	Jeff Green, Georgetown, 40 (Feb. 17, 2007)
50 minutes by a player	Kerry Kittles, 55, vs. Old Dominion (March 17, 1995)	Vonteego Cummings, Pitt, 50 (Mar. 4, 1998)
25 turnovers as a team	25 vs. Rutgers (Jan. 18, 2003)	Penn, 25 (Dec. 2, 2006)

VILLANOVA WILDCATS

2006-07 MEN'S BASKETBALL GAME NOTES



Clark Barometer

When Villanova has been at its best this season, 6-7 forward Shane Clark has usually been involved. The Wildcats are 12-1 (.923) when the native of Philadelphia scores nine or more points. They are 9-8 (.529) when he offers less.

After attempting only two 3-point field goals as a freshman in 2005-06, Clark has become a factor beyond the arc this season. He has converted 38-of-100 (.380) from deep thus far in the 2006-07 campaign.

In the final regular season contest at the Wachovia Center against Syracuse, Clark provided eight points off the bench to go with four rebounds in 23 minutes.

The product of Cardinal Dougherty High School and Hargrave Military Academy averages 8.0 points and 4.1 rebounds a game. After serving as sixth man for the first 17 games of the season, Clark started nine of the 10 for the Wildcats in January and February before returning to the sixth man role in Villanova's victory at Connecticut on Feb. 28 in Storrs.

Clark started 10 of the 30 regular season contests.

That 70's Show

When it comes to points, the magic number for the Wildcats appears to be 70. When Villanova has scored 70 or more points in 2006-07 it is 15-1 (.931). On those occasions when it fails to reach that number it is 7-8 (.467). In BIG EAST games, the Wildcats are 5-0 when they reach 70 points and 4-7 (.364) when they fall below that number.

Points have been harder to come by since BIG EAST play began. In its 12 games in November and December, Villanova shot no worse than 40 percent from the field in any game and averaged 81 points per game.

Since conference play began the 'Cats twice converted 50 percent or better from the field (wins over Notre Dame and Providence). In their 14 other conference outings the 'Cats have not shot higher than .465 from the field.

Fortunately, Villanova's defense held up its end of the bargain. The Wildcats limited opponents to 64.5 ppg and .410 shooting from the floor this year. In nine games since the start of February, Villanova has held opponents below 40 percent shooting six times and no opponent has converted better than 45 percent of their attempts from the field.

Did You Know?

Of Villanova's nine losses in 2006-07, eight have come to teams that have recorded 20 or more victories: Xavier, Drexel, West Virginia, Notre Dame, Pittsburgh, Georgetown, Syracuse and Marquette.

The Wildcats other loss came to DePaul (18-12) on a January afternoon when starters Mike Nardi, Will Sheridan, and Shane Clark were all battling flu-like symptoms.

Pronunciation Reminders

Bilal Benn: *Bill-al*; Casiem Drummond: *Ca-seem*; Frank Tchuisi: *Twee-see*

Honoring its Past

The No. 11 black patch Villanova wears on its uniform honors the memory of Paul Arizin, who died in December at the age of 78.

Arizin enrolled at Villanova in 1946 but played only intramural basketball as a freshman. He was invited on to the squad as a sophomore and became the national player of the year in 1950. He then became a 10-time NBA All-Star and was named one of the league's 50 Greatest Players. His jersey and No. 11 are retired and hang in the Pavilion rafters.

The Wildcats lost another Villanova icon when former team chaplain (1978-2004) Father Bernard Lazor, O.S.A., died at the age of 81 on Jan. 14.

Coming Attractions

Villanova signed three student-athletes in November who are scheduled to enroll in the fall of 2007.

Three talented guards have signed national letters of intent to attend Villanova University. The class includes 6-1 Corey Fisher of St. Patrick's (N.J.) High School; 6-0 Malcolm Grant of The Winchendon School (Mass.); and 6-5 Corey Stokes of St. Benedict's (N.J.) Prep.

"We are thrilled to have three more East Coast guards that are outstanding players and beautiful people join our family at Villanova," stated Villanova head coach Jay Wright in making the announcement on Nov. 14. "We are extremely impressed by the pedigree of these three guards. They all come to us from exceptionally strong and tradition-laden programs."

Fisher, a native of the Bronx, N.Y., helped lead St. Patrick's High School to the New Jersey Tournament of Champions title last March. He was a first team all-state choice by Newark Star Ledger after averaging 14.9 points and 4.2 assists per outing in 2005-06. Fisher hails from the same high school as current 'Cat senior Mike Nardi and was named to the 2007 Roundball Classic team.

"Corey Fisher is extremely well-prepared for college basketball after playing for coach Kevin Boyle at St. Pat's," said Wright. "Corey is in the same mold as Mike Nardi, as he is both explosive and intelligent on the court."

Grant scored over 1,500 points in a decorated high school career at Brooklyn (N.Y.)'s Paul Robeson High School before enrolling at Winchendon this fall. As a senior at Robeson in 2005-06, Grant averaged 23.0 points, 2.6 rebounds and 2.0 assists per contest.

"Malcolm comes from a great high school program at Robeson where he was coached by Todd Miles and followed that this season in another great program at Winchendon, coached by Mike Byrnes," Wright stated. "Malcolm is a true point guard. He is crafty, tenacious and very charismatic."

Stokes was an integral component of another potent New Jersey squad in 2005-06, St. Benedict's Prep. He averaged 11.5 ppg as part of a balanced attack, connecting on 42 percent of his 3-point field goal attempts and joined Fisher on the first team all-state squad. One of Stokes' former teammates, sophomore Frank Tchuisi, is already a member of the Wildcats squad.

Stokes was named a McDonald's All-American in February. He will also compete in the Roundball Classic.

"Corey is probably one of the best shooters we have ever recruited at Villanova," said Wright. "He has also been very well coached by Danny Hurley at St. Benedict's Prep. Corey brings size, toughness and a great basketball IQ."

Degree Details

Under Jay Wright's stewardship every athlete who has spent four years in the program has earned his degree.

Class of 2002: Johnny Holley (Education); B.J. Johnson (Computer Science); Lou Ruskey (Pol. Science); Brooks Sales (Communications)

Class of 2003: Gary Buchanan (Liberal Arts); Andrew Sullivan (Liberal Arts); Ricky Wright (Liberal Arts)

Class of 2004: Andreas Bloch (Finance); Derrick Snowden (Liberal Arts)

Class of 2005: Marcus Austin (Geography); Chris Charles (Liberal Arts); Tom Grace (Honors Psychology)

Class of 2006: Mike Claxton (Sociology); Baker Dunleavy (Finance); Randy Foye (Geography); Jason Fraser (Sociology); Allan Ray: (Sociology); Curtis Sumpter (Sociology)

VILLANOVA WILDCATS



2006-07 MEN'S BASKETBALL GAME NOTES

HEAD COACH JAY WRIGHT

The Wright Numbers

Lifetime: 247-153 (.618)
Villanova (2001-present): 125-68 (.648)
Hofstra (1994-2001): 122-85 (.589)
Big East Regular Season: 55-42 (.567)
America East Regular Season: 76-48 (.613)
NCAA Record: 5-4 (.556); four appearances
NIT Record: 4-4 (.500); four appearances
Big East Tournament: 5-5 (.500)

Jay Wright vs. All Opponents

Albany	1-0	Monmouth	2-0
American (PR)	1-0	UMKC	0-1
Arizona	1-0	Navy	1-0
Army	2-0	New Hampshire	10-4
Belmont	2-0	New Mexico	1-0
Binghamton	1-0	New Mexico St.	0-1
Boston College	4-4	North Carolina	0-1
Boston University	7-7	Northeastern	11-5
Bucknell	4-0	Northern Ill.	1-0
California	0-1	Northwood	1-0
Chaminade	0-1	Notre Dame	4-4
Cincinnati	2-0	Ohio State	0-1
Colgate	2-1	Oklahoma	2-0
Coll. of Charleston	1-1	Oklahoma State	0-1
Colorado	0-1	Penn	5-3
Colgate	2-0	Penn State	0-1
Columbia	1-0	Pittsburgh	2-5
Connecticut	3-8	Providence	6-4
Cornell	1-0	Redlands	1-0
Dartmouth	1-0	Rider	2-0
Dayton	1-1	Rutgers	7-3
Delaware	8-10	St. John's	5-6
Delaware State	1-0	Saint Joseph's	4-2
DePaul	1-1	Santa Clara	1-0
Drexel	10-10	Seton Hall	5-2
Eastern Washington	1-0	Siena	0-1
Fairfield	0-1	Southern Miss	0-1
Florida	1-0	SW Texas St.	0-1
Florida Atlantic	3-0	Stony Brook	9-0
Florida Int.	2-0	Syracuse	5-3
Fordham	4-1	Texas	5-2
Georgetown	5-3	Temple	1-1
Georgia Tech	1-1	Texas	1-1
Grambling	1-0	Towson	11-1
Hartford	10-4	UCLA	1-1
Hawaii-Pacific	1-0	UMBC	2-0
Iona	2-2	UNCG	1-0
Iowa	1-0	USF	1-0
Kansas	1-1	Vanderbilt	0-1
Lafayette	1-0	Vermont	8-8
La Salle	5-1	Villanova	0-2
Lehigh	1-1	Virginia	1-0
Longwood	1-0	VMI	1-0
Louisiana Tech	1-0	Virginia Tech	4-1
Louisville	3-1	West Virginia	2-5
Loyola Mary.	1-0	Wichita State	1-0
Maine	10-4	Xavier	0-2
Manhattan	2-3	Yale	0-1
Marquette	1-2	Youngstown St.	2-0
Maryland	0-1		
Memphis	0-2		
Miami	3-3		
Michigan State	1-0		
Middle Tennessee	1-0		

Jay Wright Year-by-Year

<u>Year</u>	<u>Institution</u>	<u>Record</u>	<u>Postseason</u>
1994-95	Hofstra University	10-18	None
1995-96	Hofstra University	9-18	None
1996-97	Hofstra University	12-15	None
1997-98	Hofstra University	19-12	None
1998-99	Hofstra University	22-10	NIT
1999-00	Hofstra University	24-7	NCAA
2000-01	Hofstra University	26-5	NCAA
2001-02	Villanova University	19-13	NIT
2002-03	Villanova University	15-16	NIT
2003-04	Villanova University	18-17	NIT
2004-05	Villanova University	24-8	NCAA
2005-06	Villanova University	28-5	NCAA
2006-07	Villanova University	21-9	
Totals		247-153	

Biographical Information

Date of Birth: Dec. 24, 1961

Education: Council Rock High School (1979); Bucknell University (1983)

Assistant Coaching Experience: University of Rochester (1984-86); Drexel University (1986-87); Villanova University (1987-92); UNLV (1992-94)

Head Coaching Experience: Hofstra (1994-2001); Villanova (2001-present)

Wright Stuff

Four former members of Jay Wright's staff are now serving as Division I head coaches. They include:

- **Tom Pecora** (Hofstra): Pecora served on Wright's staff for seven years in Hempstead, N.Y., and assumed command when Wright came to Villanova in 2001.

- **Joe Jones** (Columbia): Jones worked for Wright at Hofstra and again at Villanova. He is now in his fourth season in the Ivy League.

- **Billy Lange** (Navy): Lange served three seasons on Wright's staff at Villanova and was hired in Annapolis in March, 2004. Navy dropped a 70-61 decision to the Wildcats at the Pavilion on Nov. 25, 2006.

- **Fred Hill** (Rutgers): The former VU Associate Head Coach completed his first season as head coach in 2006-07. VU defeated the Scarlet Knights 74-51 on Feb. 24 at the Pavilion.

VILLANOVA WILDCATS



2006-07 MEN'S BASKETBALL GAME NOTES

Villanova Individual Season Highs

POINTS

Reynolds	40	(vs. Connecticut, 2/28/07)
Sumpter	31	(vs. Drexel, 12/9/06)
Sumpter	28	(vs. Penn, 12/2/06)
Reynolds	27	(vs. Notre Dame, 1/17/07)
Sumpter	26	(vs. Iowa, 11/20/06)
Reynolds	26	(vs. Texas, 1/20/07)

FIELD GOALS

Reynolds	12	(vs. Connecticut, 2/28/07)
Sumpter	11	(vs. Drexel, 12/9/06)
Nardi	9	(vs. Oklahoma, 12/6/06)
Sumpter	9	(vs. Temple, West Virginia, Syr.)

FG ATTEMPTS

Reynolds	25	(vs. Connecticut, 2/28/07)
Sumpter	22	(vs. Drexel, 12/9/06)
Reynolds	19	(vs. Syracuse, 3/3/07)

FG PCT.

Reynolds	1.000 (6-6)	(vs. Northwood, 11/11/06)
Sumpter	.700	(vs. Iowa, 11/20/06)
Nardi	.700	(vs. Providence, 1/23/07)

3-PT. FG

Reynolds	7	(vs. DePaul, 1/6/07)
Reynolds	6	(vs. Rutgers, 2/24/07)
Reynolds	6	(vs. Connecticut, 2/28/07)

3-PT. FG ATT.

Reynolds	15	(vs. Connecticut, 2/28/07)
Reynolds	11	(vs. DePaul, 1/6/07)
Nardi	11	(vs. Temple, Texas)

3-PT. PCT

Clark	1.000 (3-3)	(vs. Louisville, 2/3/07)
Nardi	.833	(vs. Providence, 1/23/07)
Nardi	.800	(vs. Cincinnati, 2/14/07)

FREE THROWS

Reynolds	12	(vs. Texas, 1/20/07)
Sumpter	12	(vs. Pittsburgh, 1/29/07)

FT ATTEMPTS

Sumpter	15	(vs. Navy, 11/25/06)
Nardi	15	(vs. Seton Hall, 2/10/07)

FT PCT. (Min. 3)

Sumpter	1.000 (10-10)	(vs. Penn, 12/2/06)
Reynolds	1.000 (9-9)	(vs. Seton Hall, 2/10/07)

REBOUNDS

Sumpter	15	(vs. Syracuse, 3/3/07)
Sumpter	14	(vs. Temple, 12/30/06)

ASSISTS

Reynolds	10	(vs. Louisville, 2/3/07)
Reynolds	9	(vs. Temple, 12/30/06)

TURNOVERS

Reynolds	9	(vs. Providence, 1/23/07)
Reynolds	7	(vs. Pittsburgh, 1/29/07)

BLOCKS

Sheridan	3	(vs. Northwood, Navy, S. Hall)
Sumpter	3	(vs. Notre Dame, Saint Jos.)

STEALS

Cunningham	5	(vs. Oklahoma, 12/6/06)
Five tied	4	

Team High & Lows

--Villanova--

POINTS	High	56	(vs. Northwood, 11/11/06)
(First Half)	Low	22	(vs. Louisville, 2/3/07)
POINTS	High	62	(vs. Rider, 12/20/06)
(Second Half)	Low	26	(vs. Georgetown, 2/17/07)
TOTAL POINTS	High	108	(vs. Rider, 12/20/06)
	Low	55	(vs. Georgetown, 2/17/07)
FIELD GOALS	High	37	(vs. Northwood, 11/11/06)
	Low	18	(vs. Georgetown, Marquette)
FG ATTEMPTS	High	64	(vs. Penn, 12/2/06)
	Low	43	(vs. Seton Hall, 2/10/07)
FG PCT.	High	.587	(vs. Northwood, 11/11/06)
	Low	.328	(vs. West Virginia, 1/3/07)
3-PT. FG	High	14	(vs. Iowa, Penn)
	Low	3	(vs. Saint Joseph's 2/7/07)
3-PT. ATT	High	34	(vs. DePaul, 1/6/07)
	Low	11	(vs. Seton Hall, 2/10/07)
3-PT. FG PCT.	High	.519	(vs. Iowa, 11/20/06)
	Low	.136	(vs. Saint Joseph's 2/7/07)
FREE THROWS	High	34	(vs. Seton Hall, 2/10/07)
	Low	5	(vs. Xavier, 11/19/06)
FT ATTEMPTS	High	41	(vs. Seton Hall, 2/10/07)
	Low	7	(vs. Xavier, 11/19/06)
FT PCT.	High	.931	(vs. Penn, 12/2/06)
	Low	.625	(vs. DePaul, 1/6/07)
REBOUNDS	High	48	(vs. Drexel, 12/20/06)
	Low	26	(vs. Penn, 12/2/06)
ASSISTS	High	22	(vs. Notre Dame, 1/17/07)
	Low	8	(vs. West Virginia, Connecticut)
TURNOVERS	High	19	(vs. Northwood, Providence)
	Low	7	(vs. Georgetown, 1/8/07)
BLOCKS	High	7	(twice, last vs. Syracuse 3/3/07)
	Low	0	(twice, last vs. Georgetown, 1/8/07)
STEALS	High	16	(vs. Northwood, 11/11/06)
	Low	2	(vs. Xavier, 11/19/06)

VILLANOVA WILDCATS



2006-07 MEN'S BASKETBALL GAME NOTES

Wildcats' Record When ...

RECORDS

Overall: 21-9
 Home: 10-4
 Away: 9-4
 Neutral: 2-1
 Big East: 9-7
 Non-Conference: 12-2
 Big Five: 4-0
 In Overtime: 0-0
 At the Pavilion: 7-2
 At the Wachovia Center: 3-2

MONTH BY MONTH

November: 5-1
 December: 5-1
 January: 4-5
 February: 6-2
 March: 1-0

AGAINST THE CONFERENCES

America East: 1-0
 Atlantic Coast: 0-0
 Atlantic Ten: 3-1
 Big Ten: 1-0
 Big Twelve: 2-0
 CAA: 0-1
 Ivy League: 1-0
 MAAC: 1-0
 Northeast: 0-0
 Southern: 1-0
 Patriot League: 1-0

Streaks

Current StreakW3
 Longest StreakW5
 Highest FG Percentage in a Game587
 Lowest FG Percentage in a Game328
 When Leading at Halftime18-3
 When Tied at Halftime0-1
 When Trailing at Halftime3-4
 In Overtime0-0

Leads and Deficits

Biggest Halftime Lead27
 Biggest Halftime Lead Blown11
 Biggest Halftime Deficit22
 Biggest Halftime Deficit Overcome6
 Biggest Overall Lead50
 Biggest Overall Lead Blown19
 Highest Margin of Victory47
 Biggest Overall Deficit22
 Biggest Overall Deficit Overcome1
 Biggest Margin of Defeat13

Point Margins of Victory

1	2	3	4	5	6	7	8	9	10	11	12	13	14	15	16	17	18	19	20+
		1	3				1	3	1			2		1	2	1	1		5

Point Margins of Defeat

1	2	3	4	5	6	7	8	9	10	11	12	13	14	15	16	17	18	19	20+
		2		2	1			1		2		1							

Individual Highlights

Games Leading Villanova in Scoring: Sumpter 15, Reynolds 10, Nardi 3, Clark 2, Anderson 1

Games Leading Villanova in Rebounding: Sumpter 15, Cunningham 7, Sheridan 4, Clark 4, Anderson 2, Redding 1

Games Leading Villanova in Assists: Nardi 17, Reynolds 16, Redding 2, Sumpter 2, Clark 1

Games Leading Villanova in Steals: Reynolds 10, Sumpter 6, Cunningham 5, Clark 4, Nardi 3, Redding 3, Anderson 2, Benn 2, Sheridan 2, Drummond 1

Games Leading Villanova in Blocks: Sumpter 15, Sheridan 13, Cunningham 10, Clark 6, Drummond 1, Nardi 1, Redding 1, Tchuisi 1, Reynolds 1

20+ point games: Sumpter 11, Reynolds 7, Nardi 2, Cunningham 1

Double figure scoring games: Nardi 25, Sumpter 25, Reynolds 17, Clark 10, Cunningham 9, Anderson 3, Sheridan 2

Double figure rebounding games: Sumpter 6, Clark 2, Cunningham 2

Record When Scoring

Villanova scores 59 or less:3-2
 Villanova scores 60-69 points:3-6
 Villanova scores 70-79 points:6-1
 Villanova scores 80-89 points:4-0
 Villanova scores 90 points or more:4-0

Opponent scores less than 50 points:3-0
 Opponent scores 50-59 points:4-1
 Opponent scores 60-69 points:8-3
 Opponent scores 70-79 points:3-3
 Opponent scores 80-89 points:2-2
 Opponent scores more than 90 points:0-0

Games decided by five points or less:4-4
 Games decided by 6-10 points:5-2
 Games decided by 11 points or more:7-3
 Games decided by 20 points or more:4-0

VILLANOVA WILDCATS



2006-07 MEN'S BASKETBALL GAME NOTES



Dwayne Anderson (#22)

6-5 • 215

**Sophomore • Guard/Forward
Silver Spring, Md.
St. Thomas More**

2006-07 Highlights: Saw action in 23 regular season games and averaged 3.5 ppg ... Appeared for five minutes without scoring in a 64-48 win over Cincinnati on Feb. 14 ... Logged a career high 24 minutes in an 83-65 win over Temple on Dec. 30 ... Contributed several big plays down the stretch of a 64-51 win at La Salle on Dec. 23 ... Ended the afternoon with four points, three rebounds and a steal in 11 minutes ... Added 12 points and five rebounds in a 108-61 win over Rider on Dec. 20 ... Tied a career high by making all five of his free throw attempts in an 81-76 loss to Drexel on Dec. 9 ... Drained 3-of-4 for his nine points in only seven minutes against Penn on Dec. 2 ... Scored seven points and collected four rebounds in a 72-44 win at Stony Brook on Nov. 30 ... Delivered a career-best 18 points in 22 minutes of an 89-60 win over Iowa on Nov. 20 ... Also added five rebounds and a pair of steals ... Established new career highs with 16 points, eight rebounds, four steals and 22 minutes in a 97-60 win at Northwood on Nov. 11 ... He also added three assists and was 2-of-4 (.500) from beyond the 3-point arc .. Chipped in with 14 points in 12 minutes of action against Holy Family on Nov. 7, including 4-of-5 shooting from beyond the 3-point arc.



Bilal Benn (#3)

6-5 • 205

**Sophomore • Guard/Forward
Philadelphia, Pa.
Hargrave Military Academy**

2006-07 Highlights: Made 27 regular season appearances, averaging 9.6 minutes and 2.0 points per outing ... Contributed five points and four rebounds in a 64-48 win over Cincinnati on Feb. 14 ... Gave the 'Cats a lift with six points and four rebounds in 19 minutes of a 56-39 win over Saint Joseph's on Feb. 6 ... Scored two points and grabbed three rebounds in a 57-53 win over Louisville on Feb. 3 ... Played nine productive minutes and added two late free throws to help Villanova down No. 23 Texas on Jan. 20 at the Wachovia Center ... Supplied two points in seven minutes of a 67-56 loss at West Virginia on Jan. 3 ... Chipped in with a season-high eight points and one rebound in a 108-61 win over Rider on Dec. 20 ... Posted a season high with seven points and a career high with seven rebounds in a 72-44 win at Stony Brook on Nov. 30 ... Scored two points and grabbed four rebounds in a 70-61 win over Navy on Nov. 25 ... Logged a career-high 18 minutes, scoring five points in an 89-60 win over Iowa on Nov. 20 ... Added two points and two rebounds in 16 minutes of a 81-68 win over College of Charleston on Nov. 17 ... Contributed six points and three steals in a 97-60 win at Northwood on Nov. 11 .. Added six points, five rebounds and four assists with zero turnovers in Villanova's 82-44 exhibition victory over Holy Family University.

Career Highs

2006-07

Points	18 vs. Iowa (11/20/06)	18 vs. Iowa (11/20/06)
Rebounds	8 vs. Northwood (11/11/06)	8 vs. Northwood
Assists	3 vs. Northwood (11/11/06)	3 vs. Northwood
Steals	4 vs. Northwood (11/11/06)	4 vs. Northwood
Blocks		
Minutes:	24 vs. Temple (12/30/06)	24 vs. Temple (12/30/06)
Field Goals	6 vs. Iowa (11/20/06)	6 vs. Iowa (11/20/06)
3-PT Goals	4 twice, last vs. Iowa	4 vs. Iowa (11/20/06)
Free Throws	5 twice, last vs. Drexel	5 twice, last vs. Drexel

Career Highs

2006-07

Points	9 vs. DePaul (2/11/06)	8 vs. Rider (12/20/06)
Rebounds	7 vs. Stony Brook (11/30/06)	7 vs. Stony Brook (11/30/06)
Assists	3 vs. Longwood (12/10/05)	2 vs. Drexel (12/9/06)
Steals	3 twice, last vs. St. Joseph's	3 twice, last vs. St. Joseph's
Blocks		
Minutes:	22 vs. Cincinnati (2/14/07)	22 vs. Cincinnati (2/14/07)
Field Goals	3 vs. Saint Joseph's	3 vs. Saint Joseph's
3-PT Goals		
Free Throws	5 twice, last vs. St. Brook	5 vs. St. Brook (11/30/06)

VILLANOVA WILDCATS



2006-07 MEN'S BASKETBALL GAME NOTES



Shane Clark (#20)
6-7 • 205
Sophomore • Forward
Philadelphia, Pa.
Hargrave Military Academy

2006-07 Highlights: Averaged 8.0 points and 4.1 rebounds per game in 30 regular season games ... Logged a career high 36 minutes, scoring six points, in a 58-55 loss to Georgetown on Feb. 17 ... Provided nine points and eight rebounds in a 56-39 win over Saint Joseph's at the Pavilion on Feb. 6 ... Led the 'Cats with 12 points on 4-of-5 shooting from the field, including 3-of-3 from beyond the arc in a 57-53 win over Louisville on Feb. 3 ... Dropped in 11 points and collected six rebounds in an 82-73 win at Providence on Jan. 23 ... Tied a career high with 12 rebounds to go with 11 points and a pair of blocked shots in 34 minutes of a 76-69 win over Texas on Jan. 20 ... Was also a key defender in helping limit freshman sensation Kevin Durant to 4-of-15 shooting and 12 points ... Contributed nine points in 23 minutes in a 102-87 win over Notre Dame on Jan. 17 ... Sank four crucial free throws in the final 15 seconds to help VU secure a 56-52 win at Georgetown ... Finished with 14 points, two rebounds and two steals in the win ... Added nine points and one rebound in 27 minutes of a 64-51 win at La Salle on Dec. 23 ... Notched his first career double-double in a 108-61 win over Rider on Dec. 20, contributing 10 points and a career high 12 rebounds ... Scored eight points and added three rebounds in a 81-76 loss to Drexel on Dec. 9 ... Played an instrumental role in VU's 99-89 win at Penn on Dec. 2 ... Supplied 16 points and six rebounds in 30 minutes, and helped spark the 'Cats in the second half ... Dropped in 11 points and collected two rebounds in a 72-44 win over Stony Brook on Nov. 30 ... Delivered 17 points and two rebounds off the bench in a 71-66 loss to Xavier in the Paradise Jam semifinal on Nov. 19 ... Connected on a career-high 4-of-7 from beyond the 3-point arc ... Scored all 12 of his points in the second half to help key an 81-68 win over College of Charleston on Nov. 17 ... Also contributed six rebounds and took a pair of charges ... Established a new career high with 10 points in 17 minutes of a 97-60 win at Northwood on Nov. 11.



Ross Condon (#4)
5-11 • 180
Senior • Guard
Springfield, Va.
Potomac School

2006-07 Highlights: Appeared in eight regular seasons games with one start on Senior Night ... Drained his first career free throws in six minutes of a 74-51 win over Rutgers on Feb. 24 at the Pavilion ... Played two minutes and did not score in a 64-48 win over Cincinnati on Feb. 14 at the Pavilion ... Had one steal in an appearance late in a 565-39 win over Saint Joseph's at the Pavilion on Feb. 6 ... Appeared for one minute in Villanova's 83-65 win over Temple on Dec. 30 at the Pavilion ... Played four minutes but did not score in a 72-44 win at Stony Brook on Nov. 30 ... Scored two points in an 89-60 win over Iowa in the third place game at the Paradise Jam in the U.S. Virgin Islands on Nov. 20 ... Played 12 minutes and set a new career high with three points in a 97-60 win at Northwood on Nov. 11.

Career Highs

2006-07

Points	17 vs. Xavier (11/19/06)	17 vs. Xavier (11/19/06)
Rebounds	12 vs. Rider, Texas	12 vs. Rider, Texas
Assists	2 three times	2 twice, last vs. C of C
Steals	2 six times	2 five times, last vs. MU
Blocks	2 twice, last vs. St. Jos.	2 vs. Saint Joseph's (2/6/07)
Minutes:	36 vs. Georgetown (2/17/07)	36 vs. Georgetown (2/17/07)
Field Goals	6 vs. Xavier (11/19/06)	6 vs. Xavier (11/19/06)
3-PT Goals	4 vs. Xavier (11/19/06)	4 vs. Xavier (11/19/06)
Free Throws	6 vs. Georgetown (1/8/07)	6 vs. Georgetown (1/8/07)

Career Highs


2006-07

Points	3 vs. Northwood (11/11/06)	3 vs. Northwood (11/11/06)
Rebounds	2 three times, last vs. Nwood	2 vs. Northwood (11/11/06)
Assists	4 vs. Redlands (11/22/03)	1 vs. Northwood (11/11/06)
Steals	2 vs. Redlands (11/22/03)	1 vs. Saint Joseph's (2/6/07)
Blocks		
Minutes:	19 vs. Redlands (11/22/03)	12 vs. Northwood (11/11/06)
Field Goals	1 four times, last vs. Iowa	1 vs. Iowa (11/20/06)
3-PT Goals	1 vs. Northwood (11/11/06)	1 vs. Northwood (11/11/06)
Free Throws	2 vs. Rutgers (2/24/07)	2 vs. Rutgers (2/24/07)

VILLANOVA WILDCATS




2006-07 MEN'S BASKETBALL GAME NOTES



Dante Cunningham (#33)
6-8 • 225
Sophomore • Forward
Silver Spring, Md.
Potomac School

2006-07 Highlights: Averaged 8.8 points and 5.4 rebounds over the course of the regular season ... Started 24 times ... Notched new career highs in points (21) and free throws (11) in a 78-75 win over Syracuse on Mar. 3 ... Scored eight points and added four rebounds in a 80-67 loss at Marquette on Feb. 19 ... Added 11 points and a team-high nine rebounds in 20 minutes of a 64-48 win over Cincinnati on Feb. 14 ... Dropped in 13 second half points, including a powerful slam dunk, to help the 'Cats secure a 78-69 win at Seton Hall on Feb. 10 ... Overcame flu-like symptoms to play 23 minutes in a Feb. 6 win over Saint Joseph's ... Pitched in with 11 points and seven caroms in 28 minutes of a 66-63 loss to Notre Dame on Jan. 27 ... Added 13 points and five rebounds in just 17 minutes in a 82-73 win on Jan. 23 at Providence ... Was active at both ends in a 76-69 win over Texas on Jan. 20 ... He contributed 16 points and six rebounds while also helping slow freshman sensation Kevin Durant on defense ... Produced a new career high with 19 points on 7-of-11 shooting from the floor in a 102-87 win over Notre Dame on Jan. 17 ... Also added nine rebounds and three steals in 30 minutes ... Grabbed all eight of his rebounds in the second half of a 56-52 win at Georgetown ... Also added eight points and one steal in a return to D.C. Poured in 11 points and added eight rebounds in an 83-65 win over Temple on Dec. 30 ... Sank his first career 3-point field goal in a 64-51 win at La Salle on Dec. 23 ... Raised his career high in points to 14 in a 108-61 win over Rider on Dec. 20 ... Established a new career high with five steals to go with eight points and six rebounds in a 67-51 win at Oklahoma on Dec. 6 ... Produced a new career best with 10 points in a 72-44 win at Stony Brook on Nov. 30 ... Established a new career high with 10 rebounds to go with nine points in a 70-61 win over Navy on Nov. 25 at the Pavilion ... Posted a new career high with nine points to go with five rebounds, two blocked shots and one steal in an 89-60 win over Iowa on Nov. 20 ... Chipped in with eight points and eight rebounds in a 71-66 loss to Xavier on Nov. 19 ... Added eight points and a pair of rebounds in an 81-68 win over College of Charleston on Nov. 17 at the Paradise Jam ... Tallied six points and grabbed five rebounds in a 97-60 win at Northwood on Nov. 11 ... Recorded four points, three rebounds, two blocks and two assists in an 82-44 exhibition win over Holy Family.



Casim Drummond (#32)
6-10 • 280
Freshman • Forward/Center
West Orange, N.J.
Bloomfield Tech

2006-07 Highlights: Averaged 1.8 points and 1.9 rebounds per outing in 18 regular season appearances ... Served a one game suspension and was not in uniform for the Mar. 3 victory over Syracuse ... Saw 15 minutes of action against Connecticut on Feb. 28 ... Scored two points and grabbed five rebounds while providing valuable minutes inside with Villanova in foul trouble ... Contributed one assist in four minutes of a 64-48 win over Cincinnati on Feb. 14 ... Added four points and one rebound in five minutes of a 65-59 loss to No. 7 Pittsburgh on Jan 29 at the Wachovia Center ... Provided 13 valuable minutes of defense and rebounding in a 56-52 win over Georgetown on Jan. 8 ... Dropped in six points and collected four rebounds while helping slow Hoya standout prospect Roy Hibbert ... Logged 20 impressive minutes in a 108-61 win over Rider, setting new career standards in points (nine) and rebounds (eight) ... Did not accompany Wildcats to Oklahoma so that he could attend the funeral of a family member in New Jersey ... Scored two points and grabbed five rebounds in a 72-44 win at Stony Brook on Nov. 30 ... Collected one rebound in two minutes of action against the College of Charleston on Nov. 17 in the Virgin Islands... Made his college debut at Northwood, scoring four points and picking up two rebounds in 11 minutes of action against the Seahawks.

Career Highs

2006-07

Points	21 vs. Syracuse (3/3/07)	21 vs. Syracuse (3/3/07)
Rebounds	10 vs. Navy (11/25/06)	10 vs. Navy (11/25/06)
Assists	3 three times, last vs. Louisville	1 vs. Xavier (11/19/06)
Steals	5 vs. Oklahoma (12/6/06)	5 vs. Oklahoma (12/6/06)
Blocks	4 vs. La Salle (12/22/06)	2 twice, last vs. Iowa
Minutes:	37 vs. Texas (1/20/07)	37 vs. Texas (1/20/07)
Field Goals	7 vs. Notre Dame (1/17/07)	7 vs. Notre Dame (1/17/07)
3-PT Goals	1 vs. La Salle (12/23/06)	1 vs. La Salle (12/23/06)
Free Throws	11 vs. Syracuse (3/3/07)	21 vs. Syracuse (3/3/07)

2006-07

Points	9 vs. Rider (12/20/06)
Rebounds	8 vs. Rider (12/20/06)
Assists	1 twice, last vs. Cincinnati (2/14/07)
Steals	1 vs. Georgetown (1/8/07)
Blocks	1 vs. Rider (12/20/06)
Minutes:	20 vs. Rider (12/20/06)
Field Goals	3 twice, last vs. Georgetown (1/8/07)
3-PT Goals	
Free Throws	3 vs. Rider (12/20/06)

VILLANOVA WILDCATS



2006-07 MEN'S BASKETBALL GAME NOTES



Mike Nardi (#12)
6-2 • 170
Senior • Guard
Linden, N.J.
St. Patrick's

2006-07 Highlights: Started all 30 regular season games and averaged 12.8 points and 4.1 assists per contest ... Led VU in minutes played (31.5 mpg) ... Logged only 13 minutes in a Mar. 3 win over Syracuse after injuring his left ankle late in the first half ... Scored 12 points against Connecticut on Feb. 28 ... Hit 6-of-6 free throws and made a pair of three-pointers in 32 minutes ... Sank 4-of-5 3-point field goals to finish with 16 points in a 64-48 win over Cincinnati on Feb. 14 ... Deposited a career high 11 free throws en route to 16 points and had eight assists in a 78-69 win at Seton Hall on Feb. 10 ... Aided the cause with 11 points, four rebounds, one assist and zero turnovers in a 57-53 win over Louisville on Feb. 3 ... Connected on 7-of-10 field goals, including 5-of-6 from beyond the 3-point arc to help lead the 'Cats to a 82-73 win at Providence on Jan. 23 ... His six rebounds against Texas on Jan. 20 matched a career high ... Added 18 points and seven assists in a 102-87 win over Notre Dame on Jan. 17 ... Drained a season-high five triples en route to 17 points in an 83-65 win over Temple ... Contributed 12 points, five assists and zero turnovers in a 64-51 win at La Salle on Dec. 23 ... His seven assists were a season high in an 81-76 loss to Drexel on Dec. 9 ... He also scored 14 points and was presented with a basketball in pre-game ceremonies to recognize his 1,000th career point scored one week earlier at Penn ... Dropped in 23 points on 9-of-14 shooting in a 67-51 victory at Oklahoma on Dec. 6 ... His 19 points at Penn on Dec. 2 moved him into the 1,000 point club at Villanova ... Moved to within three points of the 1,000-point plateau for his career with eight in a 72-44 win over Stony Brook on Nov. 30 ... Poured in 20 points to go with five assists and five rebounds to key a 70-61 win over Navy on Nov. 25 at the Pavilion ... Contributed 16 points, three assists and three rebounds in an 89-60 win over Iowa on Nov. 20 ... Added five assists and 10 points in a 71-66 loss to Xavier on Nov. 19 ... Helped steer the 'Cats to an 81-68 win over the College of Charleston at the Paradise Jam on Nov. 17 ... Notched 16 points, handed out six assists and was 8-of-8 from the free throw line in a team-high 36 minutes ... Delivered 11 points, four assists, four steals and three rebounds in a 97-60 win at Northwood on Nov. 11 ... Connected on 3-of-5 from beyond the arc for nine points in an 82-44 exhibition win over Holy Family.



Andrew Ott (#21)
6-10 • 220
Freshman • Forward
Abington, Pa.
Germantown Academy

2006-07 Highlights: Did not appear in a regular season contest ... Appeared for seven minutes in the exhibition contest against Holy Family, scoring two points and grabbing one rebound.

Career Highs

	<u>2006-07</u>	
Points	24 vs. BC (1/14/04)	23 vs. Oklahoma (12/6/06)
Rebounds	6 three times, last vs. Texas	6 vs. Texas (1/20/07)
Assists	13 vs. Redlands (11/22/03)	8 vs. Seton Hall (2/10/07)
Steals	5 vs. Seton Hall (2/17/05)	4 vs. Northwood (11/11/06)
Blocks	1 eight times, last vs. SBU	1 vs. S. Brook (11/30/06)
Minutes:	43 vs. Providence (1/11/05)	38 twice, last vs. Drexel
Field Goals	9 vs. Oklahoma (12/6/06)	9 vs. Oklahoma (12/6/06)
3-PT Goals	7 vs. West Virginia (1/8/06)	5 vs. Temple, PC
Free Throws	11 vs. Seton Hall (2/10/07)	11 vs. Seton Hall (2/10/07)


2006-07

Points	
Rebounds	
Assists	
Steals	
Blocks	
Minutes:	
Field Goals	
3-PT Goals	
Free Throws	

VILLANOVA WILDCATS



2006-07 MEN'S BASKETBALL GAME NOTES



Antonio Pena (#0)
6-8 • 235
Freshman • Forward
Brooklyn, N.Y.
St. Thomas More

2006-07 Highlights: Underwent successful arthroscopic surgery on his left knee on Dec. 20 at Bryn Mawr Hospital ... Did not appear in a regular season contest ... Debuted with three points and two rebounds in eight minutes of action in the exhibition win over Holy Family.



Reggie Redding (#15)
6-5 • 205
Freshman • Guard
Philadelphia, Pa.
St. Joseph's Prep

2006-07 Highlights: Appeared in 25 games and saw double digit minutes in 13 of Villanova's final 14 regular season games ... Averaged 2.4 points and 2.2 rebounds per outing ... Had two points and one assist in 16 minutes against Connecticut on Feb. 28 ... Scored six points in 16 minutes of a 58-55 loss to No. 14 Georgetown at the Wachovia Center on Feb. 17 ... Established a new career high with four assists to go with two points and three steals in 20 minutes in a 64-48 win over Cincinnati ... Added eight points and six rebounds in 23 minutes of a 78-69 win at Seton Hall on Feb. 10 ... Scored four points and added five rebounds in 25 minutes of a 56-39 win over Saint Joseph's on Feb. 6 ... Established a new career high with six rebounds to go with seven points in 30 minutes of a 57-53 win over Louisville on Feb. 3 at the Wachovia Center ... He connected on 3-of-5 from the field ... Produced four points and four rebounds in 22 minutes of a 66-63 loss to Notre Dame on Jan. 27 at the Joyce Center ... Played a career high 30 minutes and produced five points and four steals in a 82-73 BIG EAST win at Providence on Jan. 23 ... Logged 18 minutes to tie his career high in a 76-69 victory over Texas on Jan. 20 ... Saw eight minutes of action in a 102-87 win over Notre Dame on Jan. 17, adding two assists and one steal ... Scored two points and collected a rebound in VU's 83-65 win over Temple on Dec. 30 ... Added two assists in five minutes of a 108-61 win over Rider on Dec. 20 at the Pavilion ... Contributed six points and four rebounds in 18 minutes of action in an 81-68 win over the College of Charleston on Nov. 17 ... Dropped in nine points and secured four rebounds in 14 minutes in a 97-60 win at Northwood on Nov. 11 ... Came off the bench to score two points and collect a pair of rebounds in 17 minutes of an 82-44 win over Holy Family on Nov. 7.

2006-07

Points
Rebounds
Assists
Steals
Blocks
Minutes:
Field Goals
3-PT Goals
Free Throws

2006-07

Points 9 vs. Northwood (11/11/06)
Rebounds 6 vs. Louisville, Seton Hall
Assists 4 vs. Cincinnati (2/14/07)
Steals 4 vs. Providence (1/23/07)
Blocks 1 twice, last vs. Stony Brook (11/30/06)
Minutes: 30 three times, last vs. Marquette (2/19/07)
Field Goals 4 vs. Northwood, Seton Hall
3-PT Goals 1 four times, last vs. Louisville (2/3/07)
Free Throws 4 vs. Georgetown (2/17/07)

VILLANOVA WILDCATS



2006-07 MEN'S BASKETBALL GAME NOTES



Scottie Reynolds (#1)
6-2 • 195
Freshman • Guard
Herndon, Va.
Herndon

67-51 win at Oklahoma on Dec. 6 ... His 3-point goal with just over nine minutes left in the second half gave VU a 73-72 lead it would not relinquish at Penn on Dec. 2 ... Finished with 11 points and five assists in 28 minutes ... Scored eight points and added three assists in a 72-44 win at Stony Brook on Nov. 30 ... Was impressive in the season opener at Northwood, converting all six of his field goal attempts for 13 points in a 97-60 win over Northwood on Nov. 11 ... Also added four assists and three steals in just 16 minutes.

2006-07 Highlights: Paced the Wildcats in BIG EAST action with an 18.4 ppg average ... Appeared in 30 regular season games, averaging 14.1 ppg ... Led the team in assists (4.2 apg) and averaged 28.9 minutes per contest while making 29 starts - the only time he did not start was on Senior Night so that walk-on Ross Condon could be in the starting unit ... Voted BIG EAST Rookie of the Week three times, including on March 4 ... His 22 points, six assists and four steals helped spark a 78-75 VU victory over Syracuse on Mar. 3 at the Wachovia Center ... Scored a Villanova freshman record 40 points in the win over Connecticut on Feb. 28 ... Made 12-of-25 from the field, 6-of-15 from three-point range and 10-of-14 from the foul line ... His performance was just one point off the BIG EAST freshman scoring record and was the most points by a freshman in the nation this season ... Produced 25 points in 37 minutes to lead VU in scoring in a 80-67 loss at Marquette on Feb. 19 ... Paced the 'Cats with 18 points on 7-of-14 shooting from the field in a 58-55 loss to Georgetown on Feb. 17 ... Set a new career high with 10 assists to go with nine points, three rebounds and two steals in a 57-53 win over Louisville on Feb. 3 ... Tabbed BIG EAST Rookie of the Week for the second time in as many weeks on Jan. 29 ... Led the Wildcats with 19 points and eight assists in a 66-63 loss to Notre Dame on Jan. 27 ... Named BIG EAST Rookie of the Week and Dick Vitale Diaper Dandy of the Week on Jan. 22 ... Also earned Sporting News and Philadelphia Big Five player of the week honors that same day ... His 20 points led VU to an 82-73 win at Providence on Jan. 23 ... Poured in 26 points, including 12-of-13 from the free throw line in a 76-69 win over No. 23 Texas on Jan. 20 ... Established a new career high with 27 points in a 102-87 win over Notre Dame on Jan. 17 at the Pavilion ... Delivered a strong effort in a return to his home area at Georgetown on Jan. 8 ... With a throng of more than 400 people in the upper deck at the Verizon center, he came up with 16 points, four steals and three assists in the 56-52 win over the Hoyas ... His 3-point goal with 6:22 left gave the 'Cats their first lead of the night ... Recorded career highs in points (25) and minutes (33) in a 73-65 loss to DePaul on Jan. 6 ... Sank 8-of-14 field goal attempts and was 7-of-11 from beyond the 3-point arc ... Handed out a season-high nine assists with only one turnover and 12 points in an 83-65 victory over Temple on Dec. 30 ... Delivered 11 points, five assists and zero turnovers in a 64-51 win at La Salle on Dec. 23 ... Established a new career high with seven assists in 25 minutes of a 108-61 win over Rider on Dec. 20 ... He also contributed nine points in 25 minutes ... Scored 10 points and added four assists in a


2006-07

Points	40 vs. Connecticut (2/28/07)
Rebounds	5 vs. Xavier , Texas
Assists	10 vs. Louisville (2/3/07)
Steals	4 twice, last vs. Syracuse (3/3/07)
Blocks	1 vs. Iowa (11/20/06)
Minutes:	40 twice, last vs. Syracuse (3/3/07)
Field Goals	12 vs. Connecticut (2/28/07)
3-PT Goals	7 vs. DePaul (1/6/07)
Free Throws	12 vs. Texas (1/20/07)

VILLANOVA WILDCATS




2006-07 MEN'S BASKETBALL GAME NOTES



Will Sheridan (#50)
6-8 • 240
Senior • Forward
Bear, Del.
Sanford School

2006-07 Highlights: Started all 30 regular season games, averaging 25.1 minutes, 5.3 points and 5.0 rebounds ... Led the 'Cats with 29 blocked shots ... Grabbed seven rebounds and had a career-high four steals versus Connecticut on Feb. 28 ... Contributed eight points and three rebounds in a 64-48 win over Cincinnati on Feb. 14 at the Pavilion ... Supplied his usual excellent defense to go with four points and six rebounds at Providence on Jan. 23 ... Helped limit BIG EAST scoring leader Herbert Hill to 12 points and five rebounds ... Added six points and seven rebounds to help spark a 76-69 win over Texas on Jan. 20 ... His strong defense inside helped stifle Georgetown's Roy Hibbert and Jeff Green in a 56-52 Villanova win at the Verizon Center on Jan. 8 ... Chipped in with seven points and three rebounds in an 83-65 win over Temple on Dec. 30 ... Added 13 points in 18 minutes of a 108-61 win over Rider on Dec. 20 ... Contributed nine points and seven rebounds in 34 minutes of an 81-76 loss to Drexel on Dec. 9 ... Added five points and six rebounds in 23 minutes of a 67-51 win at Oklahoma on Dec. 6 ... Contributed nine points and a team high seven rebounds in a 99-89 win at Penn on Dec. 2 ... Led the 'Cats with six rebounds in just 18 minutes of a 72-44 win at Stony Brook on Nov. 30 ... Added 14 points, eight rebounds, three steals and two assists to help spark an 81-68 win over the College of Charleston on Nov. 17 ... Led the Wildcats with three blocked shots to go with three points and five rebounds in a 97-60 win over Northwood.



Frank Tchuisi (#42)
6-8 • 215
Sophomore • Forward/Center
Douala, Cameroon
St. Benedict's

2006-07 Highlights: Appeared in 13 regular season games ... Scored one point in three minutes of a 64-51 win over La Salle on Dec. 23 ... Picked up one rebound in five minutes of a 108-61 win over Rider on Dec. 20 ... Scored two points and added a blocked shot in a 99-89 win at Penn on Dec. 2 ... Did not score in eight minutes of action in a 72-44 win at Stony Brook on Nov. 30 ... Recorded the first points of his career with a put-back bucket in an 89-60 win against Iowa on Nov. 20 in the U.S. Virgin Islands .. Notched a career high nine minutes and grabbed one rebound in a 97-60 win over Northwood on Nov. 11.

	Career Highs	2006-07
Points	23 vs. Redlands (11/22/03)	14 vs. Charleston (11/17/06)
Rebounds	17 vs. Redlands (11/22/03)	9 vs. Navy (11/25/06)
Assists	3 vs. Fordham (12/14/04)	2 vs. Charleston (11/17/06)
Steals	4 vs. Connecticut (2/28/07)	4 vs. Connecticut (2/28/07)
Blocks	4 twice, last vs. UH (2/23/06)	3 twice, last vs. Navy
Minutes:	45 vs. Santa Clara (11/25/03)	34 vs. Drexel (12/9/06)
Field Goals	11 vs. Redlands	5 vs. Charleston (11/17/06)
3-PT Goals	1 twice, last vs. Oklahoma	1 vs. Oklahoma (12/6/06)
Free Throws	7 twice, last vs. SUB (1/21/06)	6 vs. DePaul

	Career Highs	2006-07
Points	2 twice, last vs. Penn	2 twice, last vs. Penn
Rebounds	2 vs. Lehigh (11/27/05)	1 three times, last vs. Rider
Assists	1 vs. La Salle (12/22/05)	
Steals	1 vs. La Salle (12/22/05)	
Blocks	1 three times, last vs. Penn	1 vs. Penn (12/2/06)
Minutes:	9 vs. Northwood (11/11/06)	9 vs. Northwood (11/11/06)
Field Goals	1 vs. Iowa (11/20/06)	1 vs. Iowa (11/20/06)
3-PT Goals		
Free Throws	2 vs. Penn (12/2/06)	2 vs. Penn (12/2/06)

VILLANOVA WILDCATS



2006-07 MEN'S BASKETBALL GAME NOTES



Curtis Sumpter (#34)

6-7 • 225

Redshirt Senior • Forward
Brooklyn, N.Y.
Bishop Loughlin

rebounds on 7-of-10 shooting from the floor in an 89-60 win over Iowa ... That effort helped land him a slot on the all-tournament team at the Paradise Jam ... Produced 17 points and four rebounds in a 71-66 loss to Xavier on Nov. 19 ... Came through with 17 points and five rebounds in an 81-68 win over College of Charleston despite being hampered by second half foul trouble that limited him to 20 minutes ... Scored 16 points and collected seven rebounds in 20 minutes of activity in a 97-60 win at Northwood University.

2006-07 Highlights: Villanova's top scorer (17.0 ppg) and rebounder (7.3 rpg) over the course of 30 regular season games ... Connected on .455 of his field goal attempts and .378 of his 3-point field goal attempts and recorded seven double-doubles ... One of 10 finalists for the Lowe's Senior Class Award and among 30 finalists for the John R. Wooden and Naismith awards ... Notched a season high 40 minutes and career high 15 rebounds in a 78-75 victory over Syracuse in his final regular season home game on March 3 at the Wachovia Center ... Registered his sixth double-double of the season with 18 points and 10 rebounds against Connecticut on Feb. 28 ... Scored 14 points in the second half and iced the game with a pair of free throws with less than one second remaining ... Named to the BIG EAST honor roll on Feb. 12 after averaging 17.5 points per game in wins over Saint Joseph's and Seton Hall ... Delivered 21 points and 10 rebounds in a 78-69 win at Seton Hall on Feb 10 ... Named one of the 30 Finalists for the Wooden Award on Jan. 29 ... Provided 21 points and nine rebounds in a 65-59 loss to No. 7 Pitt on Jan. 29 ... Delivered a double-double in a 66-63 loss at Notre Dame on Jan. 27 ... Scored 11 points and grabbed 10 rebounds ... Still coping with the affects of a deep bone bruise to his left shin suffered in a game on Jan. 17 .. He still managed to play 16 important minutes off the bench at Providence, adding seven points and four rebounds ... The same bone bruise forced him to watch from the bench on Jan. 20 when VU downed Texas 76-69 ... He is listed as day-to-day ... Delivered 21 points, three blocks and six rebounds in a 102-67 victory over Notre Dame at the Pavilion on Jan. 17 ... Led the 'Cats with 24 points and 12 rebounds in a 75-64 loss at Syracuse on Jan. 13 ... Dropped in 21 points to go with seven rebounds in a 67-56 loss at West Virginia on Jan. 3 ... Collected a career high 22 points to go with 14 rebounds and one highlight reel jam on Dec. 30 in an 83-65 victory over Temple ... Led the 'Cats with 13 points and eight rebounds in a 64-51 win over La Salle on Dec. 23 ... Contributed 22 points and six rebounds in 27 minutes of a 108-61 win over Rider on Dec. 20 ... Poured in a season-high 31 points and added 10 rebounds for his eighth career double-double against Drexel on Dec. 9 at the Pavilion ... His 28 points helped lift the 'Cats past Penn on Dec. 2 ... It was the second-highest point total of his career, eclipsed only by a 39-point outburst against Northeastern on Dec. 12, 2003 ... Named Philadelphia Big Five player of the week and to the BIG EAST honor roll on Nov. 27 ... Contributed 16 points, eight rebounds and two assists in a 70-61 win over Navy on Nov. 25 ... Generated 26 points to go with three

Career Highs

2006-07

Points	39 vs. Northeastern (12/12/03)	31 vs. Drexel (12/9/06)
Rebounds	15 vs. Syracuse (3/3/07)	15 vs. Syracuse (3/3/07)
Assists	4 vs. Seton Hall (3/2/05)	3 vs. Penn (12/2/06)
Steals	3 seven times, last vs. ND	3 three times, last vs. ND
Blocks	3 eight times, last vs. St. Jos	3 vs. Saint Joseph's (2/6/07)
Minutes:	44 vs. Santa Clara (11/25/03)	40 vs. Syracuse (3/3/07)
Field Goals	16 vs. Northeastern	11 vs. Drexel (12/9/06)
3-PT Goals	5 vs. Kansas (1/22/05)	4 vs. Penn (12/2/06)
Free Throws	14 vs. Providence (2/5/05)	12 vs. Pitt (1/29/07)

VILLANOVA WILDCATS



2006-07 MEN'S BASKETBALL GAME NOTES

Villanova 97, Northwood University 60

November 11, 2006 ~ Countess de Hoemle Center ~ West Palm Beach, Fla.

VISITORS: Villanova University

##	Player Name	TOT-PG		3-PT	REBOUNDS		PF	TP	A	TO	BLK	S	MIN		
		FG-FGA	FG-FGA		FT-FTA	OF								DE	TOT
33	CUNNINGHAM, Dante...	f	3-4	0-0	0-0	3	2	5	2	6	0	2	0	1	23
34	SUMPTER, Curtis.....	f	5-7	0-1	6-8	4	3	7	2	16	1	1	0	1	20
50	SHERIDAN, Will.....	f	1-3	0-1	1-2	0	5	5	1	3	1	1	3	0	21
01	REYNOLDS, Scottie....	g	6-6	1-1	0-1	1	1	2	3	13	4	3	0	3	16
12	NARDI, Mike.....	g	4-9	0-4	3-3	0	3	3	2	11	4	1	0	4	20
03	BENN, Bilal.....	g	2-6	0-0	2-4	1	0	1	1	6	1	2	0	3	15
04	CONDON, Ross.....	g	1-2	1-1	0-0	0	2	2	0	3	1	2	0	0	12
15	REDDING, Reggie.....	g	4-6	1-2	0-0	2	2	4	1	9	1	2	0	0	14
20	CLARK, Shane.....	g	4-6	0-0	2-2	1	1	2	1	10	2	1	0	0	17
22	ANDERSON, Dwayne....	g	5-9	2-4	4-4	4	4	8	2	16	3	2	0	4	22
32	DRUMMOND, Casiem....	g	2-3	0-0	0-1	1	1	2	2	4	1	1	0	0	11
42	TCHUISI, Frank.....	g	0-2	0-0	0-0	1	0	1	1	0	0	1	0	0	9
TEAM.....															
Totals.....			37-63	5-14	18-25	18	24	42	18	97	19	19	3	16	200

TOTAL FG% 1st Half: 20-31 64.5% 2nd Half: 17-32 53.1% Game: 58.7% DEADB
 3-Pt. FG% 1st Half: 3-9 33.3% 2nd Half: 2-5 40.0% Game: 35.7% REBS
 F Throw % 1st Half: 13-16 81.3% 2nd Half: 5-9 55.6% Game: 72.0% 2

HOME TEAM: Northwood University

##	Player Name	TOT-PG		3-PT	REBOUNDS		PF	TP	A	TO	BLK	S	MIN		
		FG-FGA	FG-FGA		FT-FTA	OF								DE	TOT
04	McImson, Cory.....	f	1-7	0-0	6-6	2	1	3	1	8	1	3	0	0	24
21	Owens, Marvin.....	f	6-14	1-1	2-3	1	2	3	3	15	0	4	0	1	30
22	Davis, Seth.....	f	2-3	0-1	2-2	1	3	4	1	6	1	1	0	0	18
02	Ward, Barea.....	g	7-13	1-1	0-0	1	0	1	2	15	3	4	0	1	29
24	Radosevich, Chad....	g	0-3	0-2	0-1	0	0	0	3	0	1	2	0	0	17
00	Stapleton, Chad.....	g	1-1	0-0	1-2	0	0	0	3	3	1	0	0	1	16
05	Harkins, Billy.....	g	0-0	0-0	0-0	0	0	0	1	0	0	2	0	0	10
10	Boyle, Christian....	g	1-3	0-2	0-0	1	0	1	0	2	0	0	0	0	6
12	Ritzema, Steve.....	g	1-2	0-0	0-0	0	1	1	1	2	0	1	0	0	12
13	Clark, Tim.....	g	2-4	0-0	0-0	0	1	1	1	4	1	0	0	0	12
14	Gage, Anthony.....	g	0-0	0-0	0-0	0	0	0	0	0	0	0	0	1	5
15	Lucas, Darel.....	g	1-2	1-1	2-2	0	2	2	1	5	0	5	0	2	10
34	Adigun, Ayo.....	g	0-0	0-0	0-0	0	1	1	1	0	2	0	0	0	11
TEAM.....															
Totals.....			22-52	3-8	13-16	7	13	20	18	60	10	22	0	6	200

TOTAL FG% 1st Half: 11-28 39.3% 2nd Half: 11-24 45.8% Game: 42.3% DEADB
 3-Pt. FG% 1st Half: 1-4 25.0% 2nd Half: 2-4 50.0% Game: 37.5% REBS
 F Throw % 1st Half: 6-7 85.7% 2nd Half: 7-9 77.8% Game: 81.3% 1

Officials: Ed Corbitt, Ray Perone, Earl Walton
 Technical fouls: Villanova University-None. Northwood University-None.

Attendance: 2468

Score by Periods	1st	2nd	Total
Villanova University.....	56	41	97
Northwood University.....	29	31	60

Villanova 81, College of Charleston 68

November 17, 2006 ~ Sports and Fitness Center ~ St. Thomas, U.S. Virgin Islands

VISITORS: College of Charleston 1-1

##	Player Name	TOT-PG		3-PT	REBOUNDS		PF	TP	A	TO	BLK	S	MIN		
		FG-FGA	FG-FGA		FT-FTA	OF								DE	TOT
21	LAWRENCE, David.....	f	4-8	2-4	1-1	0	2	2	2	11	3	4	0	1	29
31	HAMMOND, Marcus....	f	1-6	1-3	0-0	0	1	1	2	3	1	1	0	1	24
34	DIARRA, Konimba....	f	0-2	0-0	2-2	3	2	5	4	2	0	1	0	1	22
02	McCANDIES, Philip..	g	2-4	0-0	1-2	3	6	4	5	0	1	1	1	1	12
11	DRAPER, Dontaye....	g	2-14	1-8	4-4	1	2	3	4	9	3	6	0	1	35
04	JACKSON, Josh.....	g	5-8	0-0	3-4	2	2	4	3	13	1	0	0	1	23
05	JOHNSON, Jermaine..	g	2-2	0-0	1-5	1	3	4	4	5	0	2	0	0	21
12	PARRIS, Javon.....	g	0-0	0-0	1-2	0	0	0	0	1	0	0	1	0	2
14	DICKERSON, Renardo..	g	4-5	2-2	0-0	0	3	3	0	10	0	3	0	0	10
20	BALLER, David.....	g	0-0	0-0	0-0	0	0	0	0	0	0	0	0	0	1
30	SKRIPKAUSKAS, Taurus	g	0-1	0-1	0-0	0	0	0	0	1	0	0	0	0	2
32	WHITE, Tony.....	g	2-4	1-3	4-6	0	2	2	4	9	0	2	0	0	19
TEAM.....															
Totals.....			22-54	7-21	17-26	11	21	32	28	68	8	20	2	5	200

TOTAL FG% 1st Half: 11-29 37.9% 2nd Half: 11-25 44.0% Game: 40.7% DEADB
 3-Pt. FG% 1st Half: 5-12 41.7% 2nd Half: 2-9 22.2% Game: 33.3% REBS
 F Throw % 1st Half: 7-10 70.0% 2nd Half: 10-16 62.5% Game: 65.4% 7,1

HOME TEAM: Villanova 2-0

##	Player Name	TOT-PG		3-PT	REBOUNDS		PF	TP	A	TO	BLK	S	MIN		
		FG-FGA	FG-FGA		FT-FTA	OF								DE	TOT
33	CUNNINGHAM, Dante...	f	4-6	0-0	0-1	1	1	2	4	8	0	4	0	1	18
34	SUMPTER, Curtis.....	f	4-8	3-5	6-8	2	3	5	4	17	0	3	0	3	20
50	SHERIDAN, Will.....	f	5-11	0-1	4-5	5	3	8	4	14	2	2	1	3	31
01	REYNOLDS, Scottie....	g	2-2	0-0	2-2	0	2	2	4	6	2	0	0	0	17
12	NARDI, Mike.....	g	3-10	2-3	8-8	0	2	2	2	16	6	3	0	0	36
03	BENN, Bilal.....	g	0-0	0-0	2-2	1	1	2	3	2	0	1	0	1	16
15	REDDING, Reggie.....	g	2-8	1-3	1-2	2	2	4	1	6	1	0	0	2	18
20	CLARK, Shane.....	g	5-9	1-2	1-2	1	5	6	1	12	2	3	1	0	28
22	ANDERSON, Dwayne....	g	0-2	0-1	0-0	0	3	3	0	0	1	1	0	0	13
32	DRUMMOND, Casiem....	g	0-1	0-0	0-2	0	1	1	1	0	0	0	0	0	2
42	TCHUISI, Frank.....	g	0-0	0-0	0-0	0	0	0	0	0	0	0	0	0	1
TEAM.....															
Totals.....			25-57	7-15	24-32	14	23	37	24	81	14	17	2	9	200

TOTAL FG% 1st Half: 13-28 46.4% 2nd Half: 12-29 41.4% Game: 43.9% DEADB
 3-Pt. FG% 1st Half: 6-10 60.0% 2nd Half: 1-5 20.0% Game: 46.7% REBS
 F Throw % 1st Half: 12-15 80.0% 2nd Half: 12-17 70.6% Game: 75.0% 4

Officials: Sean Hill, Sam Croft, Manny Upton
 Technical fouls: College of Charleston-None. Villanova-None.

Attendance: 2468

Score by Periods	1st	2nd	Total
College of Charleston.....	34	34	68
Villanova.....	44	37	81

2006 Paradise Jam Basketball Tournament, Presented by Basketball Travelers

Xavier 71, Villanova 66

November 19, 2006 ~ Sports and Fitness Center ~ St. Thomas, U.S. Virgin Islands

VISITORS: Xavier (3-0)

##	Player Name	TOT-PG		3-PT	REBOUNDS		PF	TP	A	TO	BLK	S	MIN		
		FG-FGA	FG-FGA		FT-FTA	OF								DE	TOT
01	DUNCAN, Josh.....	f	3-9	1-3	3-4	3	1	4	4	10	0	2	0	0	15
03	CAGE, Justin.....	f	1-4	0-0	2-2	1	1	2	2	4	0	2	1	0	32
15	DOELLMAN, Justin....	f	4-11	0-1	1-2	3	5	8	1	9	3	2	0	1	32
24	LAVENDER, Drew.....	g	1-2	0-0	2-2	1	2	3	2	4	4	1	0	1	36
34	BURRELL, Stanley....	g	9-16	4-7	4-4	0	0	0	1	26	2	2	0	2	34
02	GRAVES, Adrion.....	g	1-1	1-1	0-0	0	1	1	0	3	0	2	0	0	5
05	BROWN, Derrick.....	g	3-3	0-0	0-1	0	1	1	2	6	0	1	0	0	14
11	RAYMOND, B.J.....	g	0-3	0-1	2-2	0	1	1	0	2	0	0	0	1	16
14	WOLF, Johnny.....	g	0-0	0-0	0-0	0	0	0	0	0	0	0	0	0	1
33	COLE, Brandon.....	g	3-5	0-0	1-2	0	4	4	1	7	1	1	1	0	15
TEAM.....															
Totals.....			25-54	6-13	15-19	11	20	31	13	71	10	13	2	5	200

TOTAL FG% 1st Half: 12-29 41.4% 2nd Half: 13-25 52.0% Game: 46.3% DEADB
 3-Pt. FG% 1st Half: 4-7 57.1% 2nd Half: 2-6 33.3% Game: 46.2% REBS
 F Throw % 1st Half: 2-2 100% 2nd Half: 13-17 76.5% Game: 78.9% 1

HOME TEAM: Villanova (2-1)

##	Player Name	TOT-PG		3-PT	REBOUNDS		PF	TP	A	TO	BLK	S	MIN		
		FG-FGA	FG-FGA		FT-FTA	OF								DE	TOT
33	CUNNINGHAM, Dante...	f	3-3	0-0	2-2	3	5	8	3	8	1	1	2	0	36
34	SUMPTER, Curtis.....	f	8-18	1-5	0-0	0	4	4	3	17	1	5	1	0	39
50	SHERIDAN, Will.....	f	3-6	0-1	0-0	0	2	2	5	6	1	0	2	0	27
01	REYNOLDS, Scottie....	g	3-6	2-4	0-0	1	4	5	2	8	4	4	0	0	26
12	NARDI, Mike.....	g	3-10	2-5	2-2	0	2	2	4	10	5	2	0	2	33
03	BENN, Bilal.....	g	0-0	0-0	0-0	0	0	0	0	0	0	0	0	0	1
15	REDDING, Reggie.....	g	0-1	0-0	0-0	1	1	2	0	0	0	1	1	0	5
20	CLARK, Shane.....	g	6-9	4-7	1-3	1	1	2	2	17	0	3	0	0	29
22	ANDERSON, Dwayne....	g	0-1	0-1	0-0	0	0	0	0	0	1	0	0	0	4
TEAM.....															
Totals.....			26-54	9-23	5-7	9	20	29</							

VILLANOVA WILDCATS



2006-07 MEN'S BASKETBALL GAME NOTES

Villanova 70, Navy 61

November 25, 2006 ~ The Pavilion ~ Villanova, Pa.

VISITORS: Navy (4-2)		TOT-FG 3-PT		REBOUNDS											
##	Player Name	FG-FGA	FG-FGA	FT-FTA	OF	DE	TOT	PF	TP	A	TO	BLK	S	MIN	
15	STANTON, Trey.....	f	3-6	2-5	1-2	4	0	4	5	9	0	1	2	1	34
21	TOPERCER, T.J.....	f	0-1	0-1	0-0	0	2	2	1	0	1	1	0	0	14
03	SPRINK, Greg.....	g	8-18	6-11	0-0	0	1	1	5	22	3	2	0	1	34
10	JOHNSON, Corey.....	g	1-4	0-0	1-4	1	2	3	3	3	3	1	0	1	21
24	KINA, Kaleo.....	g	6-13	1-4	0-0	2	8	10	3	13	4	3	0	5	27
01	YOUNG, Derek.....	g	0-0	0-0	0-0	0	0	0	1	0	1	0	0	1	5
05	HARRIS, Chris.....	g	3-11	1-7	0-0	0	3	3	2	7	1	1	0	1	26
20	BRIGHAM, Bryce.....	g	0-2	0-2	2-2	0	0	0	0	2	0	0	0	0	7
30	FENSKIE, Bobby.....	g	0-0	0-0	0-0	0	1	1	1	0	0	0	0	0	4
33	TEAGUE, Adam.....	g	2-6	1-4	0-1	0	2	2	4	5	0	1	1	0	28
TEAM.....						1 3 4								1	
Totals.....		23-61		11-34		4-9		8 22 30		25		61 13 11		3 10 200	

TOTAL FG% 1st Half: 7-28 25.0% 2nd Half: 16-33 48.5% Game: 37.7% DEADB
 3-Pt. FG% 1st Half: 5-17 29.4% 2nd Half: 6-17 35.3% Game: 32.4% REBS
 F Throw % 1st Half: 0-0 0.0% 2nd Half: 4-9 44.4% Game: 44.4% 3

HOME TEAM: Villanova (4-1)

HOME TEAM: Villanova (4-1)		TOT-FG 3-PT		REBOUNDS											
##	Player Name	FG-FGA	FG-FGA	FT-FTA	OF	DE	TOT	PF	TP	A	TO	BLK	S	MIN	
33	CUNNINGHAM, Dante...	f	4-6	0-0	1-2	4	6	10	0	9	1	1	1	0	35
34	SUMPTER, Curtis.....	f	3-9	1-4	9-15	3	5	8	1	16	2	1	0	1	34
50	SHERIDAN, Will.....	f	2-7	0-0	5-8	4	5	9	1	9	0	2	3	1	31
01	REYNOLDS, Scottie...	g	1-7	1-5	4-4	0	3	3	2	7	1	3	0	1	26
12	NARDI, Mike.....	g	7-11	4-8	2-2	0	5	5	4	20	5	3	0	1	31
03	BENN, Bilal.....	g	1-2	0-1	0-2	1	3	4	0	2	2	1	1	0	14
20	CLARK, Shane.....	g	1-4	0-1	2-2	0	3	3	4	4	1	3	0	2	18
22	ANDERSON, Dwayne...	g	1-4	1-4	0-0	1	0	1	0	3	0	0	0	0	11
TEAM.....						2 2									
Totals.....		20-50		7-23		23-35		13 32 45		11		70 12 14		5 6 200	

TOTAL FG% 1st Half: 12-29 41.4% 2nd Half: 8-21 38.1% Game: 40.0% DEADB
 3-Pt. FG% 1st Half: 5-18 27.8% 2nd Half: 2-5 40.0% Game: 30.4% REBS
 F Throw % 1st Half: 4-4 100% 2nd Half: 19-31 61.3% Game: 65.7% 7

Officials: Bob Donato, Joe Lindsay, Ron Tyburski

Technical fouls: Navy-None. Villanova-None.

Attendance: 6500

Score by Periods	1st	2nd	Total
Navy.....	19	42	- 61
Villanova.....	33	37	- 70

Villanova 72, Stony Brook 44

November 30, 2006 ~ Indoor Sports Complex ~ Stony Brook, N.Y.

VISITORS: Villanova 4-1		TOT-FG 3-PT		REBOUNDS											
##	Player Name	FG-FGA	FG-FGA	FT-FTA	OF	DE	TOT	PF	TP	A	TO	BLK	S	MIN	
33	CUNNINGHAM, Dante...	f	4-6	0-0	2-3	2	2	4	3	10	1	3	0	2	25
34	SUMPTER, Curtis.....	f	6-10	2-3	0-0	0	5	5	2	14	0	1	1	23	
50	SHERIDAN, Will.....	f	2-3	0-0	1-1	4	2	6	2	5	1	0	1	1	18
01	REYNOLDS, Scottie...	g	2-5	2-5	2-2	0	2	2	3	8	3	3	0	0	13
12	NARDI, Mike.....	g	3-4	2-3	0-0	0	4	4	0	8	5	3	1	1	25
03	BENN, Bilal.....	g	1-4	0-1	5-6	1	6	7	1	7	1	0	0	2	19
00	CONDON, Ross.....	g	0-0	0-0	0-0	0	0	0	0	0	0	1	0	0	4
15	REDDING, Reggie.....	g	0-4	0-3	0-0	1	1	2	0	0	1	1	1	1	18
20	CLARK, Shane.....	g	4-7	3-5	0-0	0	2	2	0	11	1	1	1	1	19
22	ANDERSON, Dwayne...	g	1-8	0-5	5-6	0	4	4	1	7	0	1	1	0	17
33	DRUMMOND, Casiem...	g	1-4	0-0	0-0	4	1	5	2	2	0	0	0	0	11
42	TCHUISI, Frank.....	g	0-2	0-0	0-0	0	0	0	1	0	0	0	0	0	8
TEAM.....						2 1 3								1	
Totals.....		24-57		9-25		15-18		14 30 44		15		72 13 15		5 10 200	

TOTAL FG% 1st Half: 16-32 50.0% 2nd Half: 8-25 32.0% Game: 42.1% DEADB
 3-Pt. FG% 1st Half: 6-12 50.0% 2nd Half: 3-13 23.1% Game: 36.0% REBS
 F Throw % 1st Half: 4-5 80.0% 2nd Half: 11-13 84.6% Game: 83.3% 2

HOME TEAM: Stony Brook 3-3

HOME TEAM: Stony Brook 3-3		TOT-FG 3-PT		REBOUNDS											
##	Player Name	FG-FGA	FG-FGA	FT-FTA	OF	DE	TOT	PF	TP	A	TO	BLK	S	MIN	
31	Andre Vanterpool....	f	3-5	0-0	2-4	0	2	2	1	8	0	0	1	0	25
33	Mike Popoko.....	f	1-7	1-1	0-0	0	3	3	1	3	0	1	2	0	31
05	Emanuel Neto.....	c	0-1	0-0	0-0	0	0	0	4	0	0	3	0	1	8
03	Eddie Castellanos...	g	3-9	0-0	0-0	1	1	2	4	6	1	3	0	1	23
12	Mitchell Beauford...	g	4-11	0-3	0-0	1	2	4	4	8	3	2	0	1	32
01	Brandon Hickson....	g	1-4	0-0	0-0	0	1	1	2	2	1	3	0	1	14
02	Marques Cox.....	g	0-0	0-0	0-0	0	1	1	0	0	0	0	0	0	1
04	Kyle Wright.....	g	1-5	1-3	0-0	1	1	2	0	3	0	2	0	0	12
34	Rio Pitt.....	g	0-1	0-0	0-0	0	2	2	0	0	0	0	0	0	4
23	Stephane Bakinde...	g	0-0	0-0	1-2	0	3	3	1	1	0	1	1	1	17
24	Marcus Robinson...	g	2-2	1-1	0-0	0	0	0	4	5	0	2	0	1	8
30	Ryan Jones.....	g	4-9	0-0	0-0	3	1	4	1	8	0	1	0	1	13
32	Andrew Goba.....	g	0-0	0-0	0-0	0	0	0	2	0	0	0	0	0	12
TEAM.....						1 2 3									
Totals.....		19-54		3-8		3-6		7 20 27		24		44 5 18		4 7 200	

TOTAL FG% 1st Half: 9-27 33.3% 2nd Half: 10-27 37.0% Game: 35.2% DEADB
 3-Pt. FG% 1st Half: 0-3 0.0% 2nd Half: 3-5 60.0% Game: 37.5% REBS
 F Throw % 1st Half: 0-1 0.0% 2nd Half: 3-5 60.0% Game: 50.0% 1

Officials: Reggie Greenwood, Ray Parone, Michael Stephens

Technical fouls: Villanova-None. Stony Brook-None.

Attendance: 4285

Score by Periods	1st	2nd	Total
Villanova.....	42	30	- 72
Stony Brook.....	18	26	- 44

Villanova 99, Penn 89

December 2, 2006 ~ The Palestra ~ Philadelphia, Pa.

VISITORS: Villanova 6-1		TOT-FG 3-PT		REBOUNDS											
##	Player Name	FG-FGA	FG-FGA	FT-FTA	OF	DE	TOT	PF	TP	A	TO	BLK	S	MIN	
33	CUNNINGHAM, Dante...	f	2-3	0-0	0-0	3	1	4	5	4	2	2	1	2	27
34	SUMPTER, Curtis.....	f	7-16	4-10	10-10	1	2	3	4	28	3	4	1	3	36
50	SHERIDAN, Will.....	c	2-3	0-0	5-6	4	3	7	3	9	1	1	0	1	30
01	REYNOLDS, Scottie...	g	4-11	2-5	1-1	0	0	0	3	11	5	2	0	0	28
12	NARDI, Mike.....	g	6-18	3-9	4-4	0	0	0	3	19	4	1	0	2	28
03	BENN, Bilal.....	g	0-1	0-0	1-2	0	0	0	3	1	1	1	0	2	12
15	REDDING, Reggie.....	g	0-0	0-0	0-0	0	0	0	0	0	0	0	0	0	1
20	CLARK, Shane.....	g	5-8	2-5	4-4	4	2	6	5	16	1	0	1	1	30
22	ANDERSON, Dwayne...	g	3-4	3-4	0-0	1	1	2	1	9	1	1	0	0	7
42	TCHUISI, Frank.....	g	0-0	0-0	2-2	0	0	0	0	2	0	0	1	0	1
TEAM.....						2 2 4									
Totals.....		29-64		14-33		27-29		15 11 26		27		99 18 12		4 11 200	

TOTAL FG% 1st Half: 16-31 51.6% 2nd Half: 13-33 39.4% Game: 45.3% DEADB
 3-Pt. FG% 1st Half: 9-19 47.4% 2nd Half: 5-14 35.7% Game: 42.4% REBS
 F Throw % 1st Half: 6-6 100% 2nd Half: 21-23 91.3% Game: 93.1% 1

HOME TEAM: Penn 4-3

HOME TEAM: Penn 4-3		TOT-FG 3-PT		REBOUNDS											
##	Player Name	FG-FGA	FG-FGA	FT-FTA	OF	DE	TOT	PF	TP	A	TO	BLK	S	MIN	
20	McMahon, Tommy.....	f	2-7	2-5	3-7	1	3	4	3	9	1	1	0	1	32
24	Zoller, Mark.....	f	9-12	5-6	10-10	0	2	2	4	33	1	6	1	0	37
03	Danley, Steve.....	c	3-7	0-0	5-6	1	4	5	5	11	5	2	1	3	36
02	Jaaber, Ibrahim.....	g	7-10	2-3	3-6	4	3	7	4	19	7	8	1	2	40
21	Grandieri, Brian...	g	4-6	1-1	5-6	0	2	2	5	14	1	4	0	0	35
05	Smith, Darren.....	g	0-0	0-0	0-0	0	0								

VILLANOVA WILDCATS



2006-07 MEN'S BASKETBALL GAME NOTES

Drexel 81, Villanova 76

December 9, 2006 ~ The Pavilion ~ Villanova, Pa.

VISITORS: Drexel 6-2

##	Player Name	TOT-FG		3-PT		REBOUNDS					MIN				
		FG-FGA	FG-FGA	FT-FTA	OF	DE	TOT	PF	TP	A		TO	BLK		
15	ELEGAR, Frank.....	f	6-14	0-0	2-2	4	7	11	4	14	0	3	1	0	32
23	MEJIA, Dominick.....	f	2-6	1-4	2-2	0	2	2	2	7	0	2	0	1	25
20	CRAWFORD, Chaz.....	c	1-1	0-0	2-2	3	4	7	3	4	2	0	2	0	23
03	RODGERS, Scott.....	g	2-8	0-3	6-8	0	1	1	3	10	5	5	0	0	34
05	MASON, Bashir.....	g	6-9	3-5	6-7	0	1	1	1	21	3	2	0	3	34
00	HAWTHORNE, Tramayne.	g	6-9	3-6	0-0	0	0	0	2	15	2	1	0	2	26
25	OVENEKE, Randy.....	g	2-4	0-0	4-4	1	1	2	1	8	0	1	0	0	23
42	TRIBBETT, Kenny.....	g	1-1	0-0	0-0	1	0	1	1	2	0	1	1	0	3
TEAM.....								2	2						
Totals.....			26-52	7-18	22-25	9	18	27	17	81	12	15	4	6	200

TOTAL FG% 1st Half: 13-26 50.0% 2nd Half: 13-26 50.0% Game: 50.0% DEADB
 3-Pt. FG% 1st Half: 4-10 40.0% 2nd Half: 3-8 37.5% Game: 38.9% REBS
 F Throw % 1st Half: 8-9 88.9% 2nd Half: 14-16 87.5% Game: 88.0% 0,1

HOME TEAM: Villanova 7-2

##	Player Name	TOT-FG		3-PT		REBOUNDS					MIN				
		FG-FGA	FG-FGA	FT-FTA	OF	DE	TOT	PF	TP	A		TO	BLK		
33	CUNNINGHAM, Dante...	f	3-3	0-0	0-0	0	1	1	3	6	1	3	0	1	24
34	SUMPTER, Curtis.....	f	11-22	3-5	6-7	5	5	10	4	31	2	2	0	0	37
50	SHERIDAN, Will.....	c	3-6	0-0	3-6	3	4	7	1	9	0	2	2	1	34
01	REYNOLDS, Scottie....	g	0-5	0-2	1-2	0	2	2	2	1	3	4	0	1	20
12	NARDI, Mike.....	g	6-10	2-3	0-0	1	1	2	3	14	7	2	0	2	38
03	BENN, Bilal.....	g	1-1	0-0	0-0	0	0	0	1	0	2	1	0	0	13
15	REDDING, Reggie.....	g	0-1	0-1	0-0	0	0	0	0	0	2	0	0	0	3
20	CLARK, Shane.....	g	3-5	2-4	0-0	0	3	3	3	8	1	0	0	0	20
22	ANDERSON, Dwayne....	g	1-1	0-0	5-5	0	3	3	0	7	0	0	0	1	11
TEAM.....								1	1						
Totals.....			27-54	7-15	15-20	9	19	28	18	76	18	14	2	6	200

TOTAL FG% 1st Half: 16-30 53.3% 2nd Half: 11-24 45.8% Game: 50.0% DEADB
 3-Pt. FG% 1st Half: 4-7 57.1% 2nd Half: 3-8 37.5% Game: 46.7% REBS
 F Throw % 1st Half: 9-11 81.8% 2nd Half: 6-9 66.7% Game: 75.0% 4,1

Officials: Mike Kitts, Ed Corbett, Will Bush
 Technical fouls: Drexel-None. Villanova-TEAM.
 Attendance: 6500
 Score by Periods
 Drexel..... 38 43 - 81
 Villanova..... 45 31 - 76

Villanova 108, Rider 61

December 20, 2006 ~ The Pavilion ~ Villanova, Pa.

VISITORS: Rider 6-4

##	Player Name	TOT-FG		3-PT		REBOUNDS					MIN				
		FG-FGA	FG-FGA	FT-FTA	OF	DE	TOT	PF	TP	A		TO	BLK		
01	THOMPSON, Jason.....	f	5-10	1-1	3-4	2	1	3	4	14	0	1	0	0	25
03	GREEN, Joel.....	f	2-7	0-1	0-0	0	2	2	2	4	0	3	0	0	16
05	THOMPSON, Ryan.....	g	2-7	1-5	2-2	0	2	2	2	7	5	2	0	1	32
32	MANSELL, Harris.....	g	2-8	2-6	0-0	0	0	0	0	3	6	4	2	0	33
55	MOULTON, Terrance....	g	4-6	4-5	4-5	0	4	4	2	16	4	2	0	0	33
02	WARNER, Kamron.....	g	2-4	0-2	0-0	0	1	1	2	4	0	0	0	0	8
11	HICKMAN, Kevin.....	g	1-1	0-0	3-3	1	0	1	0	5	0	0	0	0	3
13	JOHNSON, Lamar.....	g	1-8	1-4	0-0	0	5	5	4	3	1	3	0	1	20
31	ANDERSON, Barney....	g	1-2	0-0	0-6	2	0	2	4	2	0	0	0	0	16
33	MYERS, Robbie.....	g	0-1	0-0	0-0	0	0	0	1	0	0	1	0	0	3
44	VOSILLA, Kevin.....	g	0-0	0-0	0-0	0	0	0	3	0	0	0	1	0	11
TEAM.....								1	1						
Totals.....			20-54	9-24	12-20	5	16	21	27	61	14	15	1	3	200

TOTAL FG% 1st Half: 8-20 40.0% 2nd Half: 12-34 35.3% Game: 37.0% DEADB
 3-Pt. FG% 1st Half: 4-11 36.4% 2nd Half: 5-13 38.5% Game: 37.5% REBS
 F Throw % 1st Half: 5-11 45.5% 2nd Half: 7-9 77.8% Game: 60.0% 4,1

HOME TEAM: Villanova 8-2

##	Player Name	TOT-FG		3-PT		REBOUNDS					MIN				
		FG-FGA	FG-FGA	FT-FTA	OF	DE	TOT	PF	TP	A		TO	BLK		
33	CUNNINGHAM, Dante...	f	4-6	0-0	6-6	4	2	6	2	14	3	0	0	0	27
34	SUMPTER, Curtis.....	f	7-13	0-3	8-8	1	5	6	3	22	1	3	0	2	27
50	SHERIDAN, Will.....	c	5-5	0-0	3-5	3	1	4	4	13	1	0	1	1	18
01	REYNOLDS, Scottie....	g	2-7	1-4	4-4	0	2	2	3	9	7	1	0	2	25
12	NARDI, Mike.....	g	4-8	3-7	0-0	0	1	1	1	11	3	1	0	0	25
03	BENN, Bilal.....	g	2-2	0-0	4-6	0	1	1	0	8	0	0	0	0	6
04	CONDON, Ross.....	g	0-0	0-0	0-0	0	0	0	0	0	0	0	0	0	3
15	REDDING, Reggie.....	g	0-0	0-0	0-0	0	0	0	0	1	0	2	0	0	5
20	CLARK, Shane.....	g	3-8	2-6	2-2	3	9	12	1	10	0	2	0	0	21
22	ANDERSON, Dwayne....	g	4-9	2-7	2-3	1	4	5	1	12	1	1	0	0	18
32	DRUMMOND, Casiem....	g	3-5	0-0	3-4	2	6	8	4	9	0	1	0	0	20
42	TCHUISI, Frank.....	g	0-0	0-0	0-0	0	1	1	1	0	0	0	0	0	5
TEAM.....								1	1						
Totals.....			34-63	8-27	32-38	15	33	48	21	108	18	8	2	5	200

TOTAL FG% 1st Half: 15-33 45.5% 2nd Half: 19-30 63.3% Game: 54.0% DEADB
 3-Pt. FG% 1st Half: 5-18 27.8% 2nd Half: 3-9 33.3% Game: 29.6% REBS
 F Throw % 1st Half: 11-13 84.6% 2nd Half: 21-25 84.0% Game: 84.2% 3

Officials: Frank Scagliotta, Tony Greene, Gary Prager
 Technical fouls: Rider-None. Villanova-None.
 Attendance: 6500
 Score by Periods
 Rider..... 25 36 - 61
 Villanova..... 46 62 - 108

Villanova 64, La Salle 51

December 23, 2006 ~ Tom Gola Arena ~ Philadelphia, Pa.

VISITORS: Villanova 9-2, 2-0 Big 5

##	Player Name	TOT-FG		3-PT		REBOUNDS					MIN				
		FG-FGA	FG-FGA	FT-FTA	OF	DE	TOT	PF	TP	A		TO	BLK		
33	CUNNINGHAM, Dante...	f	3-4	1-1	0-0	2	1	3	4	7	2	1	1	1	27
34	SUMPTER, Curtis.....	f	4-9	0-4	5-5	2	6	8	2	13	1	3	1	1	35
50	SHERIDAN, Will.....	c	3-5	0-0	1-2	2	2	4	2	7	0	3	1	0	31
01	REYNOLDS, Scottie....	g	3-9	2-4	3-4	0	2	2	0	11	5	0	0	3	27
12	NARDI, Mike.....	g	4-10	1-4	3-4	2	2	4	1	12	5	0	0	0	28
03	BENN, Bilal.....	g	0-0	0-0	0-0	0	0	0	0	0	0	0	0	0	1
20	CLARK, Shane.....	g	3-9	1-5	2-2	0	1	1	4	9	0	1	0	0	27
22	ANDERSON, Dwayne....	g	1-2	0-1	2-2	1	2	3	1	4	0	1	0	1	11
32	DRUMMOND, Casiem....	g	0-1	0-0	0-0	1	0	1	0	0	0	0	0	0	10
42	TCHUISI, Frank.....	g	0-0	0-0	1-2	0	0	0	1	1	0	0	0	0	3
TEAM.....								1	2	3					
Totals.....			21-49	5-19	17-21	11	18	29	15	64	13	9	3	6	200

TOTAL FG% 1st Half: 14-25 56.0% 2nd Half: 7-24 29.2% Game: 42.9% DEADB
 3-Pt. FG% 1st Half: 5-10 50.0% 2nd Half: 0-9 0.0% Game: 26.3% REBS
 F Throw % 1st Half: 4-6 66.7% 2nd Half: 13-15 86.7% Game: 81.0% 1

HOME TEAM: LASALLE 6-3, 0-1 Big 5

##	Player Name	TOT-FG		3-PT		REBOUNDS					MIN				
		FG-FGA	FG-FGA	FT-FTA	OF	DE	TOT	PF	TP	A		TO	BLK		
12	MEKONGO MBALA, Yves.	f	4-9	0-1	1-2	5	1	6	3	9	2	2	0	1	24
42	ST. JOHN, Mike.....	f	3-7	1-3	0-0	1	3	4	2	7	1	2	0	1	29
10	GREEN, Rodney.....	g	4-11	0-1	4-6	4	2	6	2	12	1	4	0	2	35
11	HARRIS, Darnell.....	g	4-11	2-5	2-3	1	1	2	4	12	1	1	0	0	35
34	GULLLANDEAUX, Ruben.	g	1-5	1-2	0-0	0	4	4	4	3	6	2	0	1	25
01	JOHNSON, Paul.....	g	1-3	0-1	0-0	0	0	0	1	2	1	1	0	0	11
03	DIAZ, Sherman.....	g	2-3	0-1	0-0	3	0	3	3	4	1	2	0	0	14
05	BARRRETT, Kimmani....	g	0-6	0-1	0-0	0	2	2	0	1	0	0	0	0	16
20	NEAL, Sean.....	g	0-0	0-0	0-0	1	0	1	0	0	0	0	0	0	2
41	GRIMES, Brian.....	g	1-1	0-0	0-1	1	2	3	0	2	0	0	0	0	9
TEAM.....								5	5	10					
Totals.....			20-56	4-15	7-12	21	20	41	19	51	14	16	0	6	200

TOTAL FG% 1st Half: 11-24 45.8% 2nd Half: 9-32 28.1% Game: 35.7% DEADB
 3-Pt. FG% 1st Half: 0-5 0.0% 2nd Half: 4-10 40.0% Game: 26.7% REBS
 F Throw % 1st Half: 4-8 50.0% 2nd Half: 3-4 75.0% Game: 58.3% 2

Officials: John Cahill, Bryan Kersey, Paul Faia
 Technical fouls: Villanova-None. LASALLE-None.
 Attendance: 4000
 Score by Periods
 Villanova..... 37 27 - 64
 LASALLE..... 26 25 - 51

Villanova 83, Temple 65

December 30, 2006 ~ The Pavilion ~ Villanova, Pa.

VISITORS: Temple (6-5, 0-1 Big 5)

##	Player Name	TOT-FG		3-PT		REBOUNDS					MIN				
		FG-FGA	FG-FGA	FT-FTA	OF	DE	TOT	PF	TP	A		TO	BLK		
04	DAKONS, Dion.....	f	2-5	0-2	0-1	4	6	10	1	4	1	1	0	0	29
14	OLMOS, Sergio.....	c	0-0	0-0	0-0	0	2	2	2	0	0	2	0	0	12
03	SALISBERY, Dustin....	g	5-16	1-7	3-5	1	3	4	2	14	4	7	1	0	39
15	INGE, Semaj.....	g	0-2	0-0	0-0	0	1	1	5	0	2	3	1	0	21
22	CHRISTMAS, Dionte....	g	6-12	4-9	6-6	1	2	3	4	22	1	1	1	2	36
00	SHANAHAN, Brian.....	g	0-0	0-0	0-0	0	0	0	0	0	0	0	0	0	1
01	CLARK, Chris.....	g	2-2	2-2	0-0	0	1	1	5	6	1	2	0	0	18
02	BROOKS, Ryan.....	g	0-1	0-1	0-0	0									

VILLANOVA WILDCATS



2006-07 MEN'S BASKETBALL GAME NOTES

No. 25 West Virginia 67, Villanova 56

January 3, 2007 ~ WVU Coliseum ~ Morgantown, W. Va.

VISITORS: Villanova (10-3, 0-1 BE)															
##	Player Name	TOT-PG 3-PT			REBOUNDS					TP	A	TO	BLK	S	MIN
		FG-FGA	FG-FGA	FT-FTA	OF	DE	TOT	PF							
33	CUNNINGHAM, Dante...	f	1-1	0-0	5-7	3	5	8	2	7	0	0	0	2	28
34	SUMPTER, Curtis.....	f	9-18	2-4	1-2	4	3	7	5	21	0	3	0	3	35
50	SHERIDAN, Will.....	f	1-5	0-0	0-0	5	2	7	3	2	1	6	0	0	30
1	REYNOLDS, Scottie....	g	2-7	1-3	2-2	1	4	5	5	7	1	5	0	2	27
12	NARDI, Mike.....	g	3-14	1-9	5-5	0	2	2	4	12	4	0	0	0	29
15	REDDING, Reggie.....	g	0-0	0-0	0-0	0	1	1	0	0	0	1	0	0	3
20	CLARK, Shane.....	g	1-7	0-0	0-0	1	4	5	2	3	1	1	0	1	29
22	ANDERSON, Dwayne....	g	1-5	0-3	0-0	1	1	2	0	2	0	0	0	0	12
3	BENN, Bilal.....	g	1-1	0-0	0-0	1	1	2	0	2	1	0	0	0	7
TEAM.....					2		4								
Totals.....			19-58	5-26	13-16	18	25	43	21	56	8	16	0	8	200
TOTAL FG% 1st Half: 8-28 28.6%		2nd Half: 11-30 36.7%		Game: 32.8%		DEADB									
3-Pt. FG% 1st Half: 3-13 23.1%		2nd Half: 2-13 15.4%		Game: 19.2%		REBS									
F Throw % 1st Half: 5-5 100%		2nd Half: 8-11 72.7%		Game: 81.3%		1									

HOME TEAM: West Virginia (12-1, 2-0 BE)															
##	Player Name	TOT-PG 3-PT			REBOUNDS					TP	A	TO	BLK	S	MIN
		FG-FGA	FG-FGA	FT-FTA	OF	DE	TOT	PF							
11	ALEXANDER, Joe.....	f	5-11	3-9	3-4	0	1	1	1	16	3	3	0	0	26
21	YOUNG, Frank.....	f	8-13	8-13	1-2	1	4	5	3	25	3	2	0	1	35
33	SUMMERS, Rob.....	c	1-1	0-0	2-3	1	3	4	4	4	0	1	2	1	20
14	NICHOLS, Darris.....	g	1-7	0-4	1-3	0	3	3	0	3	3	0	3	3	36
22	RUOFF, Alex.....	g	3-7	3-7	2-2	0	2	2	2	11	1	4	1	1	37
1	BUTLER, Da'Sean.....	g	2-3	1-2	2-3	0	2	2	2	7	1	2	0	0	26
15	BAWINKEL, Devan.....	g	0-0	0-0	0-0	0	0	0	0	0	1	0	0	0	3
3	MAZZULLA, Joe.....	g	0-0	0-0	0-0	0	0	0	0	1	0	0	0	0	2
35	SMITH, Wellington....	g	0-0	0-0	0-0	0	0	0	0	0	0	0	0	0	1
43	SMALLIGAN, Jamie....	g	0-2	0-2	1-2	0	3	3	3	1	0	0	1	0	14
TEAM.....					3		5		8						
Totals.....			20-44	15-37	12-19	5	23	28	16	67	18	17	4	6	200
TOTAL FG% 1st Half: 14-27 51.9%		2nd Half: 6-17 35.3%		Game: 45.5%		DEADB									
3-Pt. FG% 1st Half: 10-22 45.5%		2nd Half: 5-15 33.3%		Game: 40.5%		REBS									
F Throw % 1st Half: 8-12 66.7%		2nd Half: 4-7 57.1%		Game: 63.2%		1									

Officials: Ed Corbett, Bernard Clinton, Will Bush
 Technical fouls: Villanova-None. West Virginia-None.
 Attendance: 8025
 Score by Periods
 Villanova..... 24 32 - 56
 West Virginia..... 46 21 - 67

DePaul 73, Villanova 65

January 6, 2007 ~ The Pavilion ~ Villanova, Pa.

VISITORS: DePaul (10-6,1-1 BE)															
##	Player Name	TOT-PG 3-PT			REBOUNDS					TP	A	TO	BLK	S	MIN
		FG-FGA	FG-FGA	FT-FTA	OF	DE	TOT	PF							
21	HEARD, Marcus.....	f	2-4	2-2	2-2	4	4	8	3	8	0	1	0	0	26
22	CHANDLER, Wilson....	f	6-11	1-2	5-10	3	8	11	1	18	0	1	2	1	34
33	BURNS, Drayton.....	g	5-9	2-5	1-3	0	1	1	2	13	2	4	0	2	34
11	MEJIA, Sammy.....	g	8-14	5-9	2-5	1	2	3	2	23	1	3	0	4	37
30	WALKER, Will.....	g	0-4	0-4	0-0	0	1	1	2	0	2	1	0	0	13
01	CURRIE, Jabari.....	g	0-0	0-0	0-0	0	0	0	0	2	0	5	2	0	19
04	GREEN, Wesley.....	g	0-1	0-0	1-2	1	1	2	0	1	0	0	0	0	6
05	CLARKE, Karron.....	g	3-6	0-2	0-0	0	0	0	1	6	1	0	0	0	21
12	CLINKSCALES, Cliff..	g	0-0	0-0	4-4	0	5	5	0	4	3	1	0	0	9
32	THOMPSON, Lorenzo...	g	0-0	0-0	0-0	0	0	0	0	0	0	0	0	0	1
TEAM.....					1		4		5						
Totals.....			24-49	10-24	15-26	10	26	36	13	73	14	14	2	7	200
TOTAL FG% 1st Half: 14-30 46.7%		2nd Half: 10-19 52.6%		Game: 49.0%		DEADB									
3-Pt. FG% 1st Half: 7-18 38.9%		2nd Half: 3-6 50.0%		Game: 41.7%		REBS									
F Throw % 1st Half: 2-8 25.0%		2nd Half: 13-18 72.2%		Game: 57.7%		5									

HOME TEAM: Villanova (10-4, 0-2 BE)															
##	Player Name	TOT-PG 3-PT			REBOUNDS					TP	A	TO	BLK	S	MIN
		FG-FGA	FG-FGA	FT-FTA	OF	DE	TOT	PF							
33	CUNNINGHAM, Dante...	f	1-3	0-0	0-0	1	2	3	5	2	0	1	1	1	36
34	SUMPTER, Curtis.....	f	6-18	2-10	1-2	2	6	8	5	15	1	1	2	0	37
50	SHERIDAN, Will.....	f	0-3	0-0	6-6	3	6	9	2	6	1	0	1	1	30
01	REYNOLDS, Scottie....	g	8-14	7-11	2-4	0	3	3	2	25	3	2	1	0	33
12	NARDI, Mike.....	g	4-13	3-10	1-2	0	2	2	2	12	4	2	0	1	28
03	BENN, Bilal.....	g	0-0	0-0	0-0	0	0	0	1	0	0	1	0	2	14
20	CLARK, Shane.....	g	2-4	1-3	0-2	0	0	0	2	5	0	3	0	1	16
22	ANDERSON, Dwayne....	g	0-0	0-0	0-0	0	1	1	0	0	0	0	0	0	2
32	DRUMMOND, Casiem....	g	0-0	0-0	0-0	0	0	0	0	1	0	0	1	0	4
TEAM.....					4		1		5						
Totals.....			21-55	13-34	10-16	10	21	31	20	65	9	11	5	6	200
TOTAL FG% 1st Half: 10-23 43.5%		2nd Half: 11-32 34.4%		Game: 38.2%		DEADB									
3-Pt. FG% 1st Half: 7-15 46.7%		2nd Half: 6-19 31.6%		Game: 38.2%		REBS									
F Throw % 1st Half: 6-8 75.0%		2nd Half: 4-8 50.0%		Game: 62.5%		4									

Officials: John Cahill, Reggie Greenwood, Gary Prager
 Technical fouls: Villanova-None. DePaul-None.
 Attendance: 6500
 Score by Periods
 DePaul..... 37 36 - 73
 Villanova..... 33 32 - 65

Villanova 56, Georgetown 52

January 8, 2007 ~ Verizon Center ~ Washington, D.C.

VISITORS: Villanova (11-4,1-2)															
##	Player Name	TOT-PG 3-PT			REBOUNDS					TP	A	TO	BLK	S	MIN
		FG-FGA	FG-FGA	FT-FTA	OF	DE	TOT	PF							
01	REYNOLDS, Scottie....	* g	6-14	1-4	3-6	1	3	4	4	16	3	5	0	4	36
12	NARDI, Mike.....	* g	1-7	1-5	0-1	0	3	3	0	3	2	3	0	0	36
33	CUNNINGHAM, Dante...	* f	4-6	0-0	0-0	4	4	8	4	8	0	2	0	1	27
34	SUMPTER, Curtis.....	* f	2-8	1-4	0-0	1	1	2	5	5	0	3	0	0	16
50	SHERIDAN, Will.....	* f	0-2	0-0	4-4	2	2	4	4	1	1	0	3	3	33
20	CLARK, Shane.....	g	3-7	2-4	6-6	1	1	2	3	14	1	2	0	2	28
22	ANDERSON, Dwayne....	g	0-1	0-1	0-0	2	0	2	0	0	0	2	0	0	11
32	DRUMMOND, Casiem....	g	3-5	0-0	0-0	3	1	4	2	6	0	0	0	1	13
TEAM.....					2		2								
Totals.....			19-50	5-18	13-17	16	15	31	22	56	7	18	0	11	200
TOTAL FG% 1st Half: 7-22 31.8%		2nd Half: 12-28 42.9%		Game: 38.0%		DEADB									
3-Pt. FG% 1st Half: 1-7 14.3%		2nd Half: 4-11 36.4%		Game: 27.8%		REBS									
F Throw % 1st Half: 9-13 69.2%		2nd Half: 4-4 100%		Game: 76.5%		2									

HOME TEAM: Georgetown (11-4,1-1)															
##	Player Name	TOT-PG 3-PT			REBOUNDS					TP	A	TO	BLK	S	MIN
		FG-FGA	FG-FGA	FT-FTA	OF	DE	TOT	PF							
02	Wallace, Jonathan....	* f	4-10	2-6	2-3	0	1	1	2	12	2	6	0	2	39
03	Summers, DaJuan.....	* f	5-12	2-7	4-4	2	2	4	1	16	3	1	1	2	36
21	Sapp, Jessie.....	* g	2-5	2-4	1-2	1	3	4	4	7	2	4	0	2	35
32	Green, Jeff.....	* g	2-5	0-2	3-3	0	4	4	4	7	1	5	0	1	26
55	Hibbert, Roy.....	* g	0-0	0-0	2-6	2	1	3	2	2	0	0	3	0	24
01	Macklin, Vernon.....	g	2-3	0-0	1-1	1	4	5	1	5	1	0	1	0	14
05	Rivers, Jeremiah....	g	0-0	0-0	0-0	1	0	1	2	0	0	1	0	0	6
22	Crawford, Tyler.....	g	0-0	0-0	0-0	0	1	1	1	0	0	1	0	0	6
33	Ewing, Patrick.....	g	1-3	0-1	1-2	2	0	2	2	3	0	3	0		

VILLANOVA WILDCATS



2006-07 MEN'S BASKETBALL GAME NOTES

Villanova 102, No. 20 Notre Dame 87

January 17, 2007 ~ The Pavilion ~ Villanova, Pa.

VISITORS: No. 20 Notre Dame (15-3, 3-2 BE)		TOT-FG 3-PT		REBOUNDS											
##	Player Name	FG-FGA	FG-FGA	FT-FTA	OF	DE	TOT	PF	TP	A	TO	BLK	S	MIN	
31	KURZ, Rob.....	f	3-9	0-1	5-6	5	1	6	3	11	0	2	1	2	26
44	HARANGODY, Luke.....	f	5-8	0-0	3-4	1	3	4	2	13	1	1	0	0	28
02	JACKSON, Tory.....	g	3-7	1-3	2-2	0	1	1	4	9	8	3	0	3	29
15	FALLS, Colin.....	g	5-10	5-10	2-2	2	1	3	4	17	3	3	0	1	34
43	CARTER, Russell.....	g	9-19	6-11	2-2	1	3	4	2	26	4	2	2	0	36
11	HARDEN, Joe.....	g	0-0	0-0	0-0	1	0	1	0	0	0	0	0	0	1
20	PEOPLES, Jonathan.....	g	0-2	0-2	0-0	0	0	0	1	0	1	2	0	3	14
33	HILLESLAND, Zach.....	g	0-3	0-0	2-2	2	0	2	4	2	1	0	1	1	16
40	ZELLER, Luke.....	g	2-5	2-4	0-0	0	0	0	1	6	0	0	0	0	9
42	AYERS, Ryan.....	g	1-3	1-3	0-0	0	1	1	1	3	3	0	0	0	7
TEAM.....						2 2 4									
Totals.....		28-66	15-34	16-18	14	12	26	22	87	18	13	4	10	200	

TOTAL FG% 1st Half: 13-33 39.4% 2nd Half: 15-33 45.5% Game: 42.4% DEADB
 3-Pt. FG% 1st Half: 8-15 53.3% 2nd Half: 7-19 36.8% Game: 44.1% REBS
 F Throw % 1st Half: 6-8 75.0% 2nd Half: 10-10 100% Game: 88.9% 1

HOME TEAM: Villanova (12-5, 2-3 BE)		TOT-FG 3-PT		REBOUNDS											
##	Player Name	FG-FGA	FG-FGA	FT-FTA	OF	DE	TOT	PF	TP	A	TO	BLK	S	MIN	
33	CUNNINGHAM, Dante...	f	7-11	0-0	5-7	5	4	9	5	19	2	3	1	3	30
34	SUMPTER, Curtis.....	f	7-12	3-4	4-5	1	5	6	4	21	1	2	3	2	29
50	SHERIDAN, Will.....	f	3-6	0-1	0-0	3	6	9	3	6	3	1	0	2	32
01	REYNOLDS, Scottie...	g	8-12	2-3	9-10	1	1	1	1	27	4	3	0	1	37
12	NARDI, Mike.....	g	6-13	4-10	2-2	1	2	3	1	18	7	2	0	1	36
03	BENN, Bilal.....	g	0-0	0-0	0-0	0	0	0	0	0	0	0	0	0	1
15	REDDING, Reggie.....	g	0-0	0-0	0-0	0	1	1	1	0	2	3	0	1	8
20	CLARK, Shane.....	g	2-5	1-3	4-4	3	3	6	0	9	3	2	1	1	23
22	ANDERSON, Dwayne.....	g	0-0	0-0	0-0	0	0	0	0	0	0	0	0	0	1
32	DRUMMOND, Casiem...	g	1-1	0-0	0-0	0	0	0	2	2	0	0	0	0	3
TEAM.....						3 2 5									
Totals.....		34-60	10-21	24-28	16	24	40	17	102	22	16	5	11	200	

TOTAL FG% 1st Half: 20-34 58.8% 2nd Half: 14-26 53.8% Game: 56.7% DEADB
 3-Pt. FG% 1st Half: 5-10 50.0% 2nd Half: 5-11 45.5% Game: 47.6% REBS
 F Throw % 1st Half: 5-6 83.3% 2nd Half: 19-22 86.4% Game: 85.7% 2,1

Officials: Bob Donato, Doug Shows, Michael Stephens
 Technical fouls: No. 20 Notre Dame-None. Villanova-None.
 Attendance: 6500
 Score by Periods
 No. 20 Notre Dame..... 40 47 - 87
 Villanova..... 50 52 - 102
 ID-484883

Villanova 76, No. 21 Texas 69

January 20, 2007 ~ Wachovia Center ~ Philadelphia, Pa.

VISITORS: No. 21 Texas (13-5)		TOT-FG 3-PT		REBOUNDS											
##	Player Name	FG-FGA	FG-FGA	FT-FTA	OF	DE	TOT	PF	TP	A	TO	BLK	S	MIN	
05	James, Damon.....	f	2-5	0-0	0-0	2	8	10	4	4	2	2	0	1	30
24	Mason, Justin.....	f	3-10	0-5	0-0	3	2	5	4	6	2	3	1	0	35
35	Durant, Kevin.....	f	4-15	1-8	3-4	2	6	8	3	12	2	3	2	0	40-
03	Abrams, A.J.....	g	6-14	5-11	2-3	0	2	2	3	19	0	3	0	2	39
14	Augustin, D.J.....	g	7-14	5-6	6-8	0	2	2	4	25	4	2	0	1	32
04	Lewis, J.D.....	g	0-0	0-0	3-3	0	0	0	1	3	0	0	0	0	5
21	Hill, Matt.....	g	0-1	0-0	0-0	0	0	0	0	5	0	0	0	0	8
30	Winder, Craig.....	g	0-1	0-1	0-0	0	0	0	0	0	0	0	0	0	1
32	Atchley, Connor.....	g	0-2	0-2	0-0	1	0	1	1	0	0	1	2	0	10
TEAM.....						2 6 8									
Totals.....		22-62	11-33	14-18	10	26	36	25	69	10	14	5	4	200	

TOTAL FG% 1st Half: 9-28 32.1% 2nd Half: 13-34 38.2% Game: 35.5% DEADB
 3-Pt. FG% 1st Half: 3-14 21.4% 2nd Half: 8-19 42.1% Game: 33.3% REBS
 F Throw % 1st Half: 2-2 100% 2nd Half: 12-16 75.0% Game: 77.8% 2

HOME TEAM: Villanova (13-5)		TOT-FG 3-PT		REBOUNDS											
##	Player Name	FG-FGA	FG-FGA	FT-FTA	OF	DE	TOT	PF	TP	A	TO	BLK	S	MIN	
20	CLARK, Shane.....	f	3-8	2-5	3-6	3	9	12	5	11	1	2	2	0	34
33	CUNNINGHAM, Dante...	f	6-12	0-0	4-5	4	2	6	2	16	0	0	0	0	37
50	SHERIDAN, Will.....	f	2-4	0-0	2-2	1	6	7	4	6	2	1	0	2	24
01	REYNOLDS, Scottie...	g	6-15	2-6	12-13	1	4	5	3	26	6	4	0	3	38
12	NARDI, Mike.....	g	4-14	3-11	2-2	0	6	6	0	13	6	3	0	2	38
03	BENN, Bilal.....	g	0-0	0-0	2-4	1	1	2	1	2	1	1	0	1	9
15	REDDING, Reggie.....	g	0-3	0-2	2-2	0	1	1	1	2	0	0	0	1	18
22	ANDERSON, Dwayne.....	g	0-1	0-1	0-0	0	0	0	0	0	0	0	0	0	2
42	TCHUISI, Frank.....	g	0-0	0-0	0-0	0	0	0	0	0	0	0	0	0	0+
TEAM.....						3 3 6									
Totals.....		21-57	7-25	27-34	13	32	45	16	76	14	12	3	7	200	

TOTAL FG% 1st Half: 10-31 32.3% 2nd Half: 11-26 42.3% Game: 36.8% DEADB
 3-Pt. FG% 1st Half: 2-12 16.7% 2nd Half: 5-13 38.5% Game: 28.0% REBS
 F Throw % 1st Half: 4-4 100% 2nd Half: 23-30 76.7% Game: 79.4% 4

Officials: Tim Higgins, Mike Kitts, Curtis Shaw
 Technical fouls: No. 21 Texas-None. Villanova-None.
 Attendance: 18742
 Score by Periods
 No. 21 Texas..... 23 46 - 69
 Villanova..... 26 50 - 76

Villanova 82, Providence 73

January 23, 2007 ~ Dunkin' Donuts Center ~ Providence, R.I.

VISITORS: Villanova 14-5 (3-3)		TOT-FG 3-PT		REBOUNDS											
##	Player Name	FG-FGA	FG-FGA	FT-FTA	OF	DE	TOT	PF	TP	A	TO	BLK	S	MIN	
20	CLARK, Shane.....	f	5-10	0-4	1-1	2	4	6	3	11	1	2	0	1	27
33	CUNNINGHAM, Dante...	f	5-7	0-0	3-6	4	1	5	4	13	1	2	1	2	17
50	SHERIDAN, Will.....	f	2-7	0-0	0-0	2	4	6	5	4	0	1	0	2	23
01	REYNOLDS, Scottie...	g	7-14	2-4	4-5	1	2	3	3	20	6	9	0	4	40-
12	NARDI, Mike.....	g	7-10	5-6	0-0	0	2	2	2	19	4	3	0	1	39
03	BENN, Bilal.....	g	0-0	0-0	0-0	0	0	0	1	0	0	0	0	0	1
15	REDDING, Reggie.....	g	2-6	0-3	1-1	2	1	3	2	5	1	0	0	4	30
32	DRUMMOND, Casiem...	g	1-1	0-0	1-2	1	0	1	1	3	0	1	0	1	7
34	SUMPTER, Curtis.....	g	3-5	1-1	0-0	2	2	4	0	7	0	1	1	0	16
TEAM.....						1 2 3 1									
Totals.....		32-60	8-18	10-15	15	18	33	22	82	13	19	2	11	200	

TOTAL FG% 1st Half: 16-28 57.1% 2nd Half: 16-32 50.0% Game: 53.3% DEADB
 3-Pt. FG% 1st Half: 5-10 50.0% 2nd Half: 3-8 37.5% Game: 44.4% REBS
 F Throw % 1st Half: 4-6 66.7% 2nd Half: 6-9 66.7% Game: 66.7% 1

HOME TEAM: Providence College 13-6 (3-3)		TOT-FG 3-PT		REBOUNDS											
##	Player Name	FG-FGA	FG-FGA	FT-FTA	OF	DE	TOT	PF	TP	A	TO	BLK	S	MIN	
11	MCBERMOTT, Geoff....	f	6-8	0-1	1-4	2	5	7	2	13	3	5	0	3	36
34	KALE, Jonathan.....	f	0-1	0-0	0-0	0	0	0	1	0	0	3	0	0	7
15	HILL, Herbert.....	c	4-5	0-0	4-7	0	5	5	4	12	1	4	5	2	36
04	CURRY, Sharaud.....	g	6-12	2-5	4-6	0	0	0	4	18	3	4	0	1	32
13	EFUKU, Weyinmi.....	g	4-7	1-3	3-4	0	2	2	1	12	3	3	0	4	29
05	WILLIAMS, Dwain.....	g	6-11	4-7	2-3	0	1	1	2	18	0	2	0	1	33
23	MCKENZIE, Brian.....	g	0-3	0-3	0-0	2	0	2	3	0	4	1	0	0	25
55	HALL, Ray.....	g	0-0	0-0	0-0	0	0	0	0	0	0	0	0	0	2
TEAM.....						2 4 6									
Totals.....		26-47	7-19	14-24	6	17	23	17	73	14	22	5	11	200	

TOTAL FG% 1st Half: 13-21 61.9% 2nd Half: 13-26 50.0% Game: 55.3% DEADB
 3-Pt. FG% 1st Half: 6-12 50.0% 2nd Half: 1-7 14.3% Game: 36.8% REBS
 F Throw % 1st Half: 5-9 55.6% 2nd Half: 9-15 60.0% Game: 58.3% 7

Officials: Ed Corbett, Karl Hess, Doug Simmons
 Technical fouls: Villanova-TEAM. Providence College-None.
 Attendance: 9568
 Score by Periods
 Villanova..... 41 41 - 82
 Providence College..... 37 36 - 73
 ID-484888

No. 22 Notre Dame 66, Villanova 63

January 27, 2007 ~ Joyce Center ~ South Bend, Ind.

VISITORS: Villanova	
---------------------	--

VILLANOVA WILDCATS



2006-07 MEN'S BASKETBALL GAME NOTES

No. 7 Pittsburgh 65, Villanova 59

January 29, 2007 ~ Wachovia Center ~ Philadelphia, Pa.

VISITORS: No. 7 Pittsburgh (19-3, 7-1 BE)		REBOUNDS																									
		TOT-FG		3-PT		FT-FTA		OF		DE		TOT		PF		TP		A		BLK		S		MIN			
##	Player Name	FG	F-GA	FG	F-GA	FT	F-TA	OF	DE	TOT	PF	TP	A	TO	BLK	S	MIN										
14	KENDALL, Levon.....	f	2-3	0-0	2-2	3	4	7	4	6	3	3	1	1	31												
31	COOK, Mike.....	f	0-7	0-0	0-0	1	2	3	2	0	4	3	0	0	29												
33	GRAY, Aaron.....	c	6-7	0-0	2-3	1	9	10	1	14	0	0	3	1	33												
02	FIELDS, Levance.....	g	6-12	3-7	5-6	0	2	2	2	20	2	1	0	0	30												
22	GRAVES, Antonio.....	g	4-8	2-4	3-4	0	0	0	1	13	7	4	0	0	34												
01	BENJAMIN, Keith.....	g	3-5	3-5	0-0	0	0	0	3	9	0	1	0	1	11												
04	RAMON, Ronald.....	g	0-3	0-3	3-3	0	1	1	0	3	0	1	0	0	16												
05	BIGGS, Tyrell.....	g	0-0	0-0	0-0	1	0	1	2	0	0	0	0	0	1												
23	YOUNG, Sam.....	g	0-4	0-0	0-0	0	1	1	2	0	0	1	2	3	15												
TEAM.....								3		1		4		1													
Totals.....		21-49		8-19		15-18		9		20		29		17		65		16		15		6		10		200	
TOTAL FG% 1st Half:		8-27 29.6%		2nd Half:		13-22 59.1%		Game:		42.9%		DEADB															
3-Pt. FG% 1st Half:		4-12 33.3%		2nd Half:		4-7 57.1%		Game:		42.1%		REBS															
F Throw % 1st Half:		3-3 100%		2nd Half:		12-15 80.0%		Game:		83.3%		1															

HOME TEAM: Villanova (14-6, 3-4 BE)		REBOUNDS																									
		TOT-FG		3-PT		FT-FTA		OF		DE		TOT		PF		TP		A		BLK		S		MIN			
##	Player Name	FG	F-GA	FG	F-GA	FT	F-TA	OF	DE	TOT	PF	TP	A	TO	BLK	S	MIN										
20	CLARK, Shane.....	f	2-6	1-5	0-0	1	1	2	0	5	0	2	0	1	30												
33	CUNNINGHAM, Dante...	f	2-5	0-0	3-3	2	6	8	2	7	1	3	0	1	35												
50	SHERIDAN, Will.....	c	2-3	0-0	0-0	2	4	6	3	4	1	0	0	1	31												
01	REYNOLDS, Scottie....	g	3-9	2-3	0-0	0	4	4	2	8	2	7	0	0	26												
12	NARDI, Mike.....	g	4-10	1-6	1-2	1	1	2	2	2	2	0	1	32													
15	REDDING, Reggie.....	g	0-0	0-0	0-0	0	0	0	2	0	2	0	0	0	8												
32	DRUMMOND, Casiem....	g	2-2	0-0	0-0	1	0	1	0	4	0	0	0	2	5												
34	SUMPTER, Curtis.....	g	4-15	1-5	12-15	5	4	9	2	21	2	2	1	2	33												
TEAM.....								2		1		3		1													
Totals.....		19-50		5-19		16-20		14		21		35		13		59		10		17		1		8		200	
TOTAL FG% 1st Half:		9-27 33.3%		2nd Half:		10-23 43.5%		Game:		38.0%		DEADB															
3-Pt. FG% 1st Half:		2-9 22.2%		2nd Half:		3-10 30.0%		Game:		26.3%		REBS															
F Throw % 1st Half:		8-10 80.0%		2nd Half:		8-10 80.0%		Game:		80.0%		1															

Officials: Mike Kitts, Bob Donato, Karl Hess
 Technical fouls: No. 7 Pittsburgh-None. Villanova-None.
 Attendance: 18017
 Score by Periods
 No. 7 Pittsburgh..... 23 42 - 65
 Villanova..... 28 31 - 59
 ID:484893

Villanova 57, Louisville 53

February 3, 2007 ~ Wachovia Center ~ Philadelphia, Pa.

VISITORS: Louisville (16-7, 6-3 BE)		REBOUNDS																									
		TOT-FG		3-PT		FT-FTA		OF		DE		TOT		PF		TP		A		BLK		S		MIN			
##	Player Name	FG	F-GA	FG	F-GA	FT	F-TA	OF	DE	TOT	PF	TP	A	TO	BLK	S	MIN										
01	WILLIAMS, Terrence..	f	3-9	3-6	0-0	0	2	2	2	9	3	0	0	0	34												
03	PALACIOS, Juan.....	f	2-6	0-2	2-2	0	3	3	3	6	1	2	0	1	23												
04	PADGETT, David.....	c	2-6	0-0	0-0	5	2	7	4	4	0	3	3	2	34												
10	SOSA, Edgar.....	g	2-9	1-3	0-0	0	0	0	1	5	0	2	1	0	20												
11	JENKINS, Brandon....	g	2-5	0-2	0-0	0	1	1	2	4	3	0	0	5	32												
05	CLARK, Earl.....	g	5-9	1-3	3-5	1	3	4	0	14	0	0	0	2	23												
33	MCGEE, Andre.....	g	2-7	2-3	0-0	0	0	0	1	6	1	0	0	1	20												
34	SMITH, Jerry.....	g	1-4	1-4	2-2	0	3	3	2	5	0	1	1	0	14												
TEAM.....								4		3		7															
Totals.....		19-55		8-23		7-9		10		17		27		15		53		8		8		7		11		200	
TOTAL FG% 1st Half:		6-28 21.4%		2nd Half:		13-27 48.1%		Game:		34.5%		DEADB															
3-Pt. FG% 1st Half:		3-13 23.1%		2nd Half:		5-10 50.0%		Game:		34.8%		REBS															
F Throw % 1st Half:		5-6 83.3%		2nd Half:		2-3 66.7%		Game:		77.8%		0															

HOME TEAM: Villanova (15-7, 4-5 BE)		REBOUNDS																									
		TOT-FG		3-PT		FT-FTA		OF		DE		TOT		PF		TP		A		BLK		S		MIN			
##	Player Name	FG	F-GA	FG	F-GA	FT	F-TA	OF	DE	TOT	PF	TP	A	TO	BLK	S	MIN										
33	CUNNINGHAM, Dante...	f	2-6	0-0	2-4	3	2	5	4	6	1	1	0	1	23												
34	SUMPTER, Curtis.....	f	3-8	1-2	3-3	3	6	1	10	1	2	0	1	32													
50	SHERIDAN, Will.....	f	0-1	0-0	0-0	0	2	2	0	0	1	0	0	1	17												
01	REYNOLDS, Scottie....	g	2-11	1-4	4-5	0	3	3	2	9	10	4	1	2	35												
12	NARDI, Mike.....	g	5-10	1-4	0-0	1	3	4	2	11	1	0	0	0	32												
03	BENN, Bilal.....	g	1-2	0-0	0-0	2	1	3	0	2	0	0	0	0	10												
15	REDDING, Reggie.....	g	3-5	1-3	0-1	0	6	6	1	7	0	5	0	1	30												
20	CLARK, Shane.....	g	4-5	3-3	1-2	0	3	3	4	12	2	2	1	2	31												
TEAM.....								5		5		10		2													
Totals.....		20-48		7-16		10-15		14		28		42		14		57		16		16		2		7		200	
TOTAL FG% 1st Half:		9-26 34.6%		2nd Half:		11-22 50.0%		Game:		41.7%		DEADB															
3-Pt. FG% 1st Half:		2-8 25.0%		2nd Half:		5-8 62.5%		Game:		43.8%		REBS															
F Throw % 1st Half:		2-4 50.0%		2nd Half:		8-11 72.7%		Game:		66.7%		2															

Officials: John Cahill, Reggie Greenwood, Mike Stuart
 Technical fouls: Louisville-None. Villanova-None.
 Attendance: 17133
 Score by Periods
 Louisville..... 20 33 - 53
 Villanova..... 22 35 - 57
 ID:484900
 Points in the paint-LOU 18, VU 20. Points off turnovers-LOU 14, VU 9.
 2nd chance points-LOU 6, VU 13. Fast break points-LOU 2, VU 0.
 Bench points-LOU 25, VU 21. Score tied-7 times. Lead changed-4 times.
 Last FG-LOU 2nd-00:06, VU 2nd-04:21.
 Largest lead-LOU by 2 2nd-14:11, VU by 10 1st-14:04.

Villanova 56, Saint Joseph's 39

February 6, 2007 ~ The Pavilion ~ Villanova, Pa.

VISITORS: Saint Joseph's (13-10, 2-1 B5)		REBOUNDS																							
		TOT-FG		3-PT		FT-FTA		OF		DE		TOT		PF		TP		A		BLK		S		MIN	
##	Player Name	FG	F-GA	FG	F-GA	FT	F-TA	OF	DE	TOT	PF	TP	A	TO	BLK	S	MIN								
12	CLARK, Shane.....	f	1-8	0-3	2-2	0	3	3	0	4	0	4	1	1	21										
52	FERGUSON, Rob.....	f	3-9	0-0	0-0	1	2	3	3																

VILLANOVA WILDCATS



2006-07 MEN'S BASKETBALL GAME NOTES

Villanova 64, Cincinnati 48

February 14, 2007 ~ The Pavilion ~ Villanova, Pa.

VISITORS: Cincinnati (10-15, 1-10 BE)		TOT-FG 3-PT		REBOUNDS										
##	Player Name	FG-FGA	FG-FGA	FT-FTA	OF	DE	TOT	PF	TP	A	TO	BLK	S	MIN
10	SIKES, Marcus.....	f	2-7	2-4	0-0	0	2	2	1	6	0	2	0	1 27
45	WILLIAMSON, John.....	f	4-10	1-2	6-10	1	4	5	3	15	0	2	0	1 34
01	GENTRY, Marvin.....	g	0-4	0-3	3-3	0	1	1	1	3	1	1	1	1 28
05	VAUGHN, Deonta.....	g	1-4	0-1	2-2	0	2	2	2	4	2	3	0	2 29
33	WARREN, Jamal.....	g	2-4	0-0	3-3	0	2	2	3	7	2	5	0	0 27
03	CROWELL, Timmy.....	g	1-3	0-1	0-0	0	1	1	1	2	1	1	0	0 13
11	BARWIN, Connor.....	g	1-1	0-0	2-2	1	0	1	3	4	1	1	1	1 14
20	MILLER, Brandon.....	g	1-3	1-3	0-0	0	0	0	0	3	0	0	0	0 10
23	ALLEN, Ronald.....	g	0-0	0-0	0-0	0	0	0	0	0	0	0	0	0 3
30	McGOWAN, Cedric.....	g	1-2	0-0	2-2	2	1	3	0	4	1	1	0	0 15
TEAM.....						3 5 8								
Totals.....		13-38	4-14	18-22	7	18	25	14	48	8	16	2	6	200

TOTAL FG% 1st Half:	5-15 33.3%	2nd Half:	8-23 34.8%	Game:	34.2%	DEADB
3-Pt. FG% 1st Half:	2-6 33.3%	2nd Half:	2-8 25.0%	Game:	28.6%	REBS
F Throw % 1st Half:	5-7 71.4%	2nd Half:	13-15 86.7%	Game:	81.8%	2

HOME TEAM: Villanova (18-7, 6-5 BE)		TOT-FG 3-PT		REBOUNDS										
##	Player Name	FG-FGA	FG-FGA	FT-FTA	OF	DE	TOT	PF	TP	A	TO	BLK	S	MIN
20	CLARK, Shane.....	f	2-8	1-5	0-0	2	3	5	3	5	1	1	0	2 23
34	SUMPTER, Curtis.....	f	3-7	2-3	0-0	2	2	4	4	8	2	1	1	1 19
50	SHERIDAN, Will.....	f	4-6	0-0	0-0	2	1	3	1	8	0	2	1	0 25
01	REYNOLDS, Scottie.....	g	2-9	1-5	4-4	0	2	2	2	9	3	1	0	3 29
12	NARDI, Mike.....	g	5-9	4-5	2-2	0	3	3	1	16	3	1	0	1 29
03	BENN, Bilal.....	g	2-2	0-0	1-2	2	2	4	1	5	1	0	0	1 22
04	CONDON, Ross.....	g	0-0	0-0	0-0	0	0	0	0	0	1	0	0	2
15	REDDING, Reggie.....	g	1-5	0-1	0-0	0	1	1	4	2	4	3	0	3 20
22	ANDERSON, Dwayne.....	g	0-1	0-1	0-0	0	0	0	1	0	0	0	0	0 5
32	DRUMMOND, Casiem.....	g	0-1	0-0	0-0	0	0	0	0	0	1	2	0	0 4
33	CUNNINGHAM, Dante.....	g	3-7	0-0	5-5	5	4	9	0	11	0	1	1	0 20
42	TCHUISI, Frank.....	g	0-0	0-0	0-0	0	0	0	0	0	0	0	0	0 2
TEAM.....						2 2 4								
Totals.....		22-55	8-20	12-13	15	20	35	17	64	15	13	3	11	200

TOTAL FG% 1st Half:	12-30 40.0%	2nd Half:	10-25 40.0%	Game:	40.0%	DEADB
3-Pt. FG% 1st Half:	4-10 40.0%	2nd Half:	4-10 40.0%	Game:	40.0%	REBS
F Throw % 1st Half:	6-7 85.7%	2nd Half:	6-6 100%	Game:	92.3%	1

Officials: Ed Corbett, Michael Stephens, Les Jones
 Technical fouls: Cincinnati-TEAM. Villanova-None.
 Attendance: 6500
 Score by Periods: 1st 2nd Total
 Cincinnati..... 17 31 - 48
 Villanova..... 34 30 - 64

No. 14 Georgetown 58, Villanova 55

February 17, 2007 ~ Wachovia Center ~ Philadelphia, Pa.

VISITORS: No. 14 Georgetown (20-5, 10-2 BE)		TOT-FG 3-PT		REBOUNDS										
##	Player Name	FG-FGA	FG-FGA	FT-FTA	OF	DE	TOT	PF	TP	A	TO	BLK	S	MIN
03	Summers, DaJuan.....	f	2-9	0-4	7-8	3	3	6	2	11	2	2	4	0 35
32	Green, Jeff.....	f	8-16	1-2	2-3	2	7	9	2	19	4	2	8	1 40-
55	Hibbert, Roy.....	c	2-4	0-0	0-0	1	2	3	4	4	0	1	2	1 18
02	Wallace, Jonathan.....	g	1-5	0-1	0-0	0	1	1	1	2	5	2	0	0 36
21	Sapp, Jessie.....	g	6-10	3-4	1-2	0	5	5	1	16	3	2	0	0 39
01	MacKlin, Vernon.....	g	0-0	0-0	0-0	0	1	1	1	0	0	1	0	0 8
05	Rivers, Jeremiah.....	g	0-0	0-0	0-0	0	1	1	1	0	0	0	0	0 5
33	Ewing, Patrick.....	g	2-3	1-2	1-2	1	1	2	1	6	1	1	0	0 19
TEAM.....						1 2 3								
Totals.....		21-47	5-13	11-15	8	23	31	13	58	15	12	14	2	200

TOTAL FG% 1st Half:	10-22 45.5%	2nd Half:	11-25 44.0%	Game:	44.7%	DEADB
3-Pt. FG% 1st Half:	3-8 37.5%	2nd Half:	2-5 40.0%	Game:	38.5%	REBS
F Throw % 1st Half:	4-6 66.7%	2nd Half:	7-9 77.8%	Game:	73.3%	0

HOME TEAM: Villanova (18-8, 6-6 BE)		TOT-FG 3-PT		REBOUNDS										
##	Player Name	FG-FGA	FG-FGA	FT-FTA	OF	DE	TOT	PF	TP	A	TO	BLK	S	MIN
20	CLARK, Shane.....	f	2-7	2-3	0-0	1	2	3	4	6	1	1	0	0 36
34	SUMPTER, Curtis.....	f	4-11	1-5	6-6	2	6	8	4	15	1	3	2	0 34
50	SHERIDAN, Will.....	f	2-8	0-0	1-2	3	3	6	1	5	2	0	2	1 27
01	REYNOLDS, Scottie.....	g	7-14	4-6	0-0	1	3	4	4	18	4	0	0	2 29
12	NARDI, Mike.....	g	1-6	0-2	0-0	0	1	1	0	2	2	1	0	0 34
15	REDDING, Reggie.....	g	1-2	0-1	4-6	0	2	2	2	6	0	0	0	0 26
33	CUNNINGHAM, Dante.....	g	1-4	0-0	1-2	3	2	5	3	3	1	1	0	1 24
TEAM.....						3 3 6								
Totals.....		18-52	7-17	12-16	13	22	35	18	55	11	8	5	6	200

TOTAL FG% 1st Half:	10-26 38.5%	2nd Half:	8-26 30.8%	Game:	34.6%	DEADB
3-Pt. FG% 1st Half:	3-6 50.0%	2nd Half:	4-11 36.4%	Game:	41.2%	REBS
F Throw % 1st Half:	6-8 75.0%	2nd Half:	6-8 75.0%	Game:	75.0%	2

Officials: Jim Burr, James Breeding, Mike Stuart
 Technical fouls: No. 14 Georgetown-None. Villanova-None.
 Attendance: 19089
 Score by Periods: 1st 2nd Total
 No. 14 Georgetown..... 27 31 - 58
 Villanova..... 29 26 - 55

Villanova's highest attendance in four games this season at Wachovia Center
 Points in the paint-GU 29, VU 12. Points off turnovers-GU 8, VU 11.
 2nd chance points-GU 8, VU 15. Past break points-GU 5, VU 2.
 Bench points-GU 6, VU 9. Score tied-6 times. Lead changed-7 times.
 Last FG-GU 2nd-00:20, VU 2nd-03:40.
 Largest lead-GU by 4 2nd-11:39, VU by 11 1st-04:30.

No. 16 Marquette 80, Villanova 67

February 19, 2007 ~ Bradley Center ~ Milwaukee, Wisc.

VISITORS: Villanova 18-9, 6-7		TOT-FG 3-PT		REBOUNDS										
##	Player Name	FG-FGA	FG-FGA	FT-FTA	OF	DE	TOT	PF	TP	A	TO	BLK	S	MIN
20	CLARK, Shane.....	f	2-6	1-3	0-0	3	2	5	5	2	2	1	2	3 22
34	SUMPTER, Curtis.....	f	3-8	0-2	8-11	3	2	5	4	14	2	2	0	0 27
50	SHERIDAN, Will.....	c	1-4	0-0	2-3	1	2	3	4	0	2	2	1	1 19
01	REYNOLDS, Scottie.....	g	7-15	5-10	6-7	0	1	1	4	25	2	5	0	2 37
12	NARDI, Mike.....	g	3-6	2-3	2-2	0	3	3	2	10	1	2	0	1 22
03	BENN, Bilal.....	g	0-0	0-0	1-2	2	1	3	3	1	0	1	0	0 13
15	REDDING, Reggie.....	g	0-4	0-3	0-1	1	3	4	2	0	1	2	0	0 30
33	CUNNINGHAM, Dante.....	g	2-5	0-0	4-6	1	1	2	4	8	1	1	0	1 20
TEAM.....						4 1 5								
Totals.....		18-48	8-21	23-32	15	16	31	27	67	9	18	3	9	200

TOTAL FG% 1st Half:	12-29 41.4%	2nd Half:	6-19 31.6%	Game:	37.5%	DEADB
3-Pt. FG% 1st Half:	5-10 50.0%	2nd Half:	3-11 27.3%	Game:	38.1%	REBS
F Throw % 1st Half:	4-8 50.0%	2nd Half:	19-24 79.2%	Game:	71.9%	3

HOME TEAM: 16/16 Marquette 22-7, 9-5		TOT-FG 3-PT		REBOUNDS										
##	Player Name	FG-FGA	FG-FGA	FT-FTA	OF	DE	TOT	PF	TP	A	TO	BLK	S	MIN
32	HAYWARD, Lazar.....	f	5-7	2-3	6-8	2	2	4	5	18	0	1	0	0 28
41	BARRO, Ousmane.....	f	1-1	0-0	0-0	2	2	4	4	2	0	1	3	1 27
01	JAMES, Dominic.....	g	5-13	2-7	6-6	1	2	3	4	18	5	4	1	2 35
22	McNEAL, Jereel.....	g	6-15	1-2	2-2	2	5	7	5	15	3	3	0	1 32
23	MATTHEWS, Wesley.....	g	2-5	0-1	12-12	3	4	7	1	16	2	3	0	3 27
05	FITZGERALD, Dan.....	g	0-1	0-0	3-3	0	0	0	2	3	0	1	0	0 9
10	CUBILLAN, David.....	g	2-6	2-6	2-2	0	1	1	2	8	1	0	0	0 29
12	BURKE, Dwight.....	g	0-1	0-0	2-2	2	1	3	4	0	0	0	0	0 8
40	KINSELLA, Mike.....	g	0-0	0-0	0-0	0	1	1	0	0	0	1	0	0 3
51	LOTT, Jamil.....	g	0-0	0-0	0-0	0	0	0	0	0	0	0	0	0 2
TEAM.....						1 1 2								
Totals.....		21-49	7-19	31-35	13	19	32	27	80	11	14	4	7	200

TOTAL FG% 1st Half:	8-21 38.1%	2nd Half:	13-28 46.4%	Game:	42.9%	DEADB
3-Pt. FG% 1st Half:	2-9 22.2%	2nd Half:				

VILLANOVA WILDCATS



2006-07 MEN'S BASKETBALL GAME NOTES

Villanova 78, Connecticut 74

February 28, 2007 ~ Gampel Pavilion ~ Storrs, Conn.

VISITORS: VILLANOVA (20-9, 8-7)		TOT-FG 3-PT		REBOUNDS											
##	Player Name	FG-FGA	FG-FGA	FT-FTA	OF	DE	TOT	PF	TP	A	TO	BLK	S	MIN	
33	CUNNINGHAM, Dante...	f	0-4	0-0	0-0	3	1	4	5	0	0	2	0	15	
34	SUMPTER, Curtis.....	f	7-15	0-2	4-5	3	7	10	4	18	0	1	1	28	
50	SHERIDAN, Will.....	f	0-3	0-0	0-0	2	5	7	5	0	2	0	1	4	
01	REYNOLDS, Scottie...	g	12-25	6-15	10-14	0	4	4	5	40	3	4	0	36	
12	NARDI, Mike.....	g	2-6	2-5	6-6	0	3	3	4	12	2	4	0	32	
03	BENN, Bilal.....	g	0-0	0-0	0-0	0	0	0	0	0	0	0	0	2	
15	REDDING, Reggie.....	g	1-1	0-0	0-0	0	0	0	3	2	1	0	0	16	
20	CLARK, Shane.....	g	1-4	0-0	2-4	2	0	2	4	4	0	0	0	27	
22	ANDERSON, Dwayne...	g	0-0	0-0	0-0	0	0	0	0	0	0	0	0	1	
32	DRUMMOND, Casiem...	g	1-2	0-0	0-2	1	4	5	1	2	0	0	0	15	
TEAM.....						5		2		7					
Totals.....		24-60		8-22		22-31		16		26		42		31 78 8 11 2 6 200	
TOTAL FG% 1st Half: 11-33 33.3%		2nd Half: 13-27 48.1%		Game: 40.0%		DEADB									
3-Pt. FG% 1st Half: 4-12 33.3%		2nd Half: 4-10 40.0%		Game: 36.4%		REBS									
F Throw % 1st Half: 7-9 77.8%		2nd Half: 15-22 68.2%		Game: 71.0%		5									

HOME TEAM: CONNECTICUT (17-12, 6-9)		TOT-FG 3-PT		REBOUNDS											
##	Player Name	FG-FGA	FG-FGA	FT-FTA	OF	DE	TOT	PF	TP	A	TO	BLK	S	MIN	
01	JOHNSON, Marcus.....	f	2-6	0-0	0-2	1	5	6	3	4	0	1	2	0	
04	ADRIN, Jeff.....	f	6-10	0-0	8-11	6	4	10	4	20	1	1	2	36	
34	THABEET, Hasheem...	c	2-5	0-0	3-7	8	1	9	3	7	0	1	2	0	
11	DYSON, Jerome.....	g	4-14	3-10	9-14	1	3	4	4	20	3	2	1	36	
12	PRICE, A.J.....	g	2-7	0-1	2-5	2	2	4	0	6	7	0	0	22	
03	WIGGINS, Doug.....	g	0-1	0-1	0-0	0	2	2	0	0	2	0	0	8	
14	KELLY, Curtis.....	g	2-3	0-0	0-2	3	1	4	4	4	0	1	2	0	
21	ROBINSON, Stanley...	g	1-5	1-4	0-0	0	3	3	0	3	1	1	0	10	
24	AUSTRIE, Craig.....	g	3-10	2-7	2-2	0	1	1	3	10	3	0	0	28	
32	MANDELDOVE, Jonathan	g	0-0	0-0	0-0	0	0	0	1	0	0	0	0	1	
33	EDWARDS, Gavin.....	g	0-0	0-0	0-1	1	0	1	0	0	0	0	1	3	
TEAM.....						3		2		5		1			
Totals.....		22-61		6-23		24-44		25		24		49		23 74 15 9 10 7 200	
TOTAL FG% 1st Half: 9-33 27.3%		2nd Half: 13-28 46.4%		Game: 36.1%		DEADB									
3-Pt. FG% 1st Half: 1-9 11.1%		2nd Half: 5-14 35.7%		Game: 26.1%		REBS									
F Throw % 1st Half: 8-17 47.1%		2nd Half: 16-27 59.3%		Game: 54.5%		8									

Officials: John Cahill, Bob Donato, Pat Driscoll
 Technical fouls: VILLANOVA-None. CONNECTICUT-THABEET, Hasheem; TEAM.
 Attendance: 10167
 Score by Periods
 VILLANOVA..... 33 45 - 78
 CONNECTICUT..... 27 47 - 74

Villanova 78, Syracuse 75

March 3, 2007 ~ Wachovia Center ~ Philadelphia, Pa.

VISITORS: Syracuse (21-8, 10-5 BE)		TOT-FG 3-PT		REBOUNDS											
##	Player Name	FG-FGA	FG-FGA	FT-FTA	OF	DE	TOT	PF	TP	A	TO	BLK	S	MIN	
33	ROBERTS, Terrence...	f	2-6	0-1	0-2	4	4	8	3	4	0	1	0	24	
34	NICHOLS, Demetris...	f	2-13	2-10	6-8	1	2	3	3	12	4	0	1	39	
13	WATKINS, Darryl.....	c	1-3	0-0	0-0	4	4	8	5	2	1	2	5	33	
01	RAUTINS, Andy.....	g	2-13	2-11	0-0	2	1	3	3	6	4	1	0	33	
23	DEVENDORF, Eric.....	g	12-22	4-10	5-7	0	4	4	4	33	3	5	0	34	
11	HARRIS, Paul.....	g	3-7	0-0	2-4	3	3	6	2	8	0	1	1	18	
24	GORMAN, Matt.....	g	1-1	0-0	0-0	1	0	1	0	2	0	1	0	4	
30	WRIGHT, Josh.....	g	2-4	1-3	3-4	0	1	1	0	8	1	2	0	14	
TEAM.....						5		3		8					
Totals.....		25-69		9-35		16-25		20		22		42		20 75 13 13 7 11 200	

TOTAL FG% 1st Half: 12-37 32.4% 2nd Half: 13-32 40.6% Game: 36.2% DEADB
 3-Pt. FG% 1st Half: 4-17 23.5% 2nd Half: 5-18 27.8% Game: 25.7% REBS
 F Throw % 1st Half: 7-10 70.0% 2nd Half: 9-15 60.0% Game: 64.0% 4

HOME TEAM: Villanova (20-9, 8-7 BE)		TOT-FG 3-PT		REBOUNDS											
##	Player Name	FG-FGA	FG-FGA	FT-FTA	OF	DE	TOT	PF	TP	A	TO	BLK	S	MIN	
33	CUNNINGHAM, Dante...	f	5-13	0-0	11-11	4	4	8	1	21	1	2	2	34	
34	SUMPTER, Curtis.....	f	6-15	2-5	6-9	7	8	15	4	20	0	5	2	40	
50	SHERIDAN, Will.....	f	1-1	0-0	2-2	1	4	5	3	4	0	3	1	24	
01	REYNOLDS, Scottie...	g	6-19	2-8	8-8	0	3	3	1	22	6	5	0	40	
12	NARDI, Mike.....	g	1-5	1-4	0-0	0	1	1	2	3	1	1	0	0	
03	BENN, Bilal.....	g	0-0	0-0	0-0	0	0	0	0	0	0	0	0	1	
15	REDDING, Reggie.....	g	0-2	0-1	0-0	2	2	4	4	0	3	0	1	0	
20	CLARK, Shane.....	g	3-4	0-0	2-2	1	3	4	4	8	2	0	1	23	
TEAM.....						2		3		5					
Totals.....		22-59		5-18		29-32		17		28		45		19 78 13 16 7 7 201	

TOTAL FG% 1st Half: 7-27 25.9% 2nd Half: 15-32 46.9% Game: 37.3% DEADB
 3-Pt. FG% 1st Half: 3-12 25.0% 2nd Half: 2-6 33.3% Game: 27.8% REBS
 F Throw % 1st Half: 14-16 87.5% 2nd Half: 15-16 93.8% Game: 90.6% 1,1

Officials: Ed Corbett, Jamie Luckie, Tim Clougherty
 Technical fouls: Syracuse-HARRIS, Paul. Villanova-None.
 Attendance:
 Score by Periods
 Syracuse..... 35 40 - 75
 Villanova..... 31 47 - 78

Points in the paint-SU 30,VU 28. Points off turnovers-SU 19,VU 18.
 2nd chance points-SU 13,VU 18. Fast break points-SU 10,VU 8.
 Bench points-SU 18,VU 8. Score tied-5 times. Lead changed-8 times.
 Last FG-SU 2nd-00:10, VU 2nd-01:00.
 Largest lead-SU by 10 2nd-16:43, VU by 10 2nd-02:22.

The Automated ScoreBook
 Villanova Individual Game-by-Game (as of Mar 03, 2007)
 All games

#01 REYNOLDS, Scottie

Opponent	Date	GS	Min	---TOTAL---		---3-PTS---		----REBOUNDS-----										Pts	Avg			
				FG-FGA	Pct	3FG-FGA	Pct	FT-FTA	Pct	Off	Def	Tot	Avg	PF	FO	A	TO			Blk	Stl	
at Northwood Universit	11/11/06	*	16	6-6	1.000	1-1	1.000	0-1	.000	1	1	2	2.0	3	0	4	3	0	3	13	13.0	
vs College of Charlest	11/17/06	*	17	2-2	1.000	0-0	.000	2-2	1.000	0	2	2	2.0	4	0	2	0	0	6	9.5		
vs Xavier	11/19/06	*	26	3-6	.500	2-4	.500	0-0	.000	1	4	5	3.0	2	0	4	4	0	8	9.0		
vs Iowa	11/20/06	*	25	0-2	.000	0-1	.000	1-2	.500	2	1	3	3.0	2	0	4	0	1	1	7.0		
NAVY	11/25/06	*	26	1-7	.143	1-5	.200	4-4	1.000	0	3	3	3.0	2	0	1	3	0	7	7.0		
at Stony Brook	11/30/06	*	13	2-5	.400	2-5	.400	2-2	1.000	0	2	2	2.8	3	0	3	3	0	8	7.2		
at Penn	12/02/06	*	28	4-11	.364	2-5	.400	1-1	1.000	0	0	0	2.4	3	0	5	2	0	11	7.7		
at Oklahoma	12/06/06	*	24	3-7	.429	0-2	.000	4-4	1.000	0	2	2	2.4	1	0	4	4	0	10	8.0		
DREXEL	12/09/06	*	20	0-5	.000	0-2	.000	1-2	.500	0	2	2	2.3	2	0	3	4	0	1	7.2		
RIDER	12/20/06	*	25	2-7	.286	1-4	.250	4-4	1.000	0	2	2	2.3	3	0	7	1	0	9	7.4		
at LASALLE	12/23/06	*	27	3-9	.333	2-4	.500	3-4	.750	0	2	2	2.3	0	0	5	0	0	11	7.7		
TEMPLE	12/30/06	*	32	2-8	.250	0-3	.000	8-11	.727	0	1	1	2.2	1	0	9	1	0	12	8.1		
at No. 25 West Virgini	01/03/07	*	27	2-7	.286	1-3	.333	2-2	1.000	1	4	5	2.4	5	1	1	5	0	7	8.0		
DEPAUL	01/06/07	*	33	8-14	.571	7-11	.636	2-4	.500	0	3	3	2.4	2	0	3	2	1	25	9.2		
at No. 14 Georgetown	01/08/07	*	36	6-14	.429	1-4	.250	3-6	.500	1	3	4	2.5	4	0	3	5	0	16	9.7		
at Syracuse	01/13/07	*	32	4-15	.267	2-10	.200	4-4	1.000	1	1	2	2.5	5	1	3	4	0	14	9.9		
NO. 20 NOTRE DAME	01/17/07	*	37	8-12	.667	2-3	.667	9-10	.900	0	1	1	2.4	1	0	4	3	0	27	10.9		
NO. 21 TEXAS	01/20/07	*	38	6-15	.400	2-6	.333	12-13	.923	1	4	5	2.6	3	0	6	4	0	26	11.8		
at Providence College	01/23/07	*	40	7-14	.500	2-4	.500	4-5	.800	1	2	3	2.6	3	0	6	9	0	20	12.2		
at Notre Dame	01/27/07	*	38	5-14	.357	1-3	.333	8-9	.889	0	3	3	2.6	2	0	8	2	0	19	12.6		
NO. 7 PITTSBURGH	01/29/07	*	26	3-9	.333	2-3	.667	0-0	.000	0	4	4	2.7	2	0	2	7	0	8	12.3		
LOUISVILLE	02/03/07	*	35	2-11	.182	1-4	.250	4-5	.800	0	3	3	2.7	2	0	10	4	1	9	12.2		
SAINT JOSEPH'S	02/06/07	*	19	1-6	.167	0-2	.000	4-4	1.000	1	3	4	2.7	4	0	2	4	0	6	11.9		
at Seton Hall	02/10/07	*	23	1-6	.167	0-1	.000	9-9	1.000	1	3	4	2.8	4	0	4	2	0	11	11.9		
CINCINNATI	02/14/07	*	29	2-9	.222	1-5	.200	4-4	1.000	0	2	2	2.8	2	0	3	1	0	9	11.8		
NO. 14 GEORGETOWN	02/17/07	*	29	7-14	.500	4-6	.667	0-0	.000	1	3	4	2.8	4	0	4	0	0	18	12.0		
at 16/16 Marquette	02/19/07	*	37	7-15	.467	5-10	.500	6-7	.857	0	1	1	2.7	4	0	2	5	0	25	12.5		
RUTGERS	02/24/07		34	8-14	.571	6-10	.600	3-3	1.000	0	6	6	2.9	2	0	3	2	1	25	12.9		
at CONNECTICUT	02/28/07	*	36	12-25	.480	6-15	.400	10-14	.714	0	4	4	2.9	5	1	3	4	0	40	13.9		
SYRACUSE	03/03/07	*	40	6-19	.316	2-8	.250	8-8	1.000	0	3	3	2.9	1	0	6	5	0	22	14.1		
Totals.....			29	868	123-308	.399	56-144	.389	122-144	.847	12	75	87	2.9	81	3	124	93	4	43	424	14.1

Games played: 30
 Points/game: 14.1
 FG Pct: 39.9
 3FG Pct: 38.9
 FT Pct: 84.7

Rebounds/game: 2.9
 Assists/game: 4.1
 Turnovers/game: 3.1
 Assist/turnover ratio: 1.3
 Steals/game: 1.4
 Blocks/game: 0.1

The Automated ScoreBook
Villanova Individual Game-by-Game (as of Mar 03, 2007)
All games

#03 BENN, Bilal

Opponent	Date	GS	Min	---TOTAL---		---3-PTS---		----REBOUNDS----													
				FG-FGA	Pct	3FG-FGA	Pct	FT-FTA	Pct	Off	Def	Tot	Avg	PF	FO	A	TO	Blk	Stl	Pts	Avg
at Northwood Universit	11/11/06		15	2-6	.333	0-0	.000	2-4	.500	1	0	1	1.0	1	0	1	2	0	3	6	6.0
vs College of Charlest	11/17/06		16	0-0	.000	0-0	.000	2-2	1.000	1	1	2	1.5	3	0	0	1	0	0	2	4.0
vs Xavier	11/19/06		1	0-0	.000	0-0	.000	0-0	.000	0	0	0	1.0	0	0	0	0	0	0	0	2.7
vs Iowa	11/20/06		18	2-4	.500	0-0	.000	1-3	.333	0	1	1	1.0	2	0	1	2	0	1	5	3.3
NAVY	11/25/06		14	1-2	.500	0-1	.000	0-2	.000	1	3	4	1.6	0	0	2	1	1	0	2	3.0
at Stony Brook	11/30/06		19	1-4	.250	0-1	.000	5-6	.833	1	6	7	2.5	1	0	1	0	0	2	7	3.7
at Penn	12/02/06		12	0-1	.000	0-0	.000	1-2	.500	0	0	0	2.1	3	0	1	1	0	2	1	3.3
at Oklahoma	12/06/06		16	1-2	.500	0-0	.000	0-0	.000	1	2	3	2.3	0	0	0	2	0	0	2	3.1
DREXEL	12/09/06		13	0-1	.000	0-0	.000	0-0	.000	0	0	0	2.0	1	0	2	1	0	0	0	2.8
RIDER	12/20/06		6	2-2	1.000	0-0	.000	4-6	.667	0	1	1	1.9	0	0	0	0	0	0	8	3.3
at LASALLE	12/23/06		1	0-0	.000	0-0	.000	0-0	.000	0	0	0	1.7	0	0	0	0	0	0	0	3.0
TEMPLE	12/30/06		6	1-1	1.000	0-0	.000	0-0	.000	0	0	0	1.6	3	0	1	0	0	0	2	2.9
at No. 25 West Virgini	01/03/07		7	1-1	1.000	0-0	.000	0-0	.000	1	1	2	1.6	0	0	1	0	0	0	2	2.8
DEPAUL	01/06/07		14	0-0	.000	0-0	.000	0-0	.000	0	0	0	1.5	1	0	0	1	0	2	0	2.6
at Syracuse	01/13/07		6	0-1	.000	0-0	.000	0-0	.000	0	1	1	1.5	0	0	1	0	0	0	0	2.5
NO. 20 NOTRE DAME	01/17/07		1	0-0	.000	0-0	.000	0-0	.000	0	0	0	1.4	0	0	0	0	0	0	0	2.3
NO. 21 TEXAS	01/20/07		9	0-0	.000	0-0	.000	2-4	.500	1	1	2	1.4	1	0	1	1	0	1	2	2.3
at Providence College	01/23/07		1	0-0	.000	0-0	.000	0-0	.000	0	0	0	1.3	1	0	0	0	0	0	0	2.2
at Notre Dame	01/27/07		1	0-0	.000	0-0	.000	0-0	.000	0	0	0	1.3	0	0	0	0	0	0	0	2.1
LOUISVILLE	02/03/07		10	1-2	.500	0-0	.000	0-0	.000	2	1	3	1.4	0	0	0	0	0	0	2	2.1
SAINT JOSEPH'S	02/06/07		19	3-4	.750	0-0	.000	0-0	.000	2	2	4	1.5	5	1	0	3	0	3	6	2.2
at Seton Hall	02/10/07		9	0-1	.000	0-0	.000	0-0	.000	3	0	3	1.5	4	0	0	2	0	0	0	2.1
CINCINNATI	02/14/07		22	2-2	1.000	0-0	.000	1-2	.500	2	2	4	1.7	1	0	1	0	0	1	5	2.3
at 16/16 Marquette	02/19/07		13	0-0	.000	0-0	.000	1-2	.500	2	1	3	1.7	3	0	0	1	0	0	1	2.2
RUTGERS	02/24/07		8	0-0	.000	0-0	.000	0-0	.000	0	0	0	1.6	0	0	1	1	0	1	0	2.1
at CONNECTICUT	02/28/07		2	0-0	.000	0-0	.000	0-0	.000	0	0	0	1.6	0	0	0	0	0	0	0	2.0
SYRACUSE	03/03/07		1	0-0	.000	0-0	.000	0-0	.000	0	0	0	1.5	0	0	0	0	0	0	0	2.0
Totals.....		0	260	17-34	.500	0-2	.000	19-33	.576	18	23	41	1.5	30	1	14	19	1	16	53	2.0

Games played: 27
Points/game: 2.0
FG Pct: 50.0
3FG Pct: 0.0
FT Pct: 57.6

Rebounds/game: 1.5
Assists/game: 0.5
Turnovers/game: 0.7
Assist/turnover ratio: 0.7
Steals/game: 0.6
Blocks/game: 0.0

The Automated ScoreBook
 Villanova Individual Game-by-Game (as of Mar 03, 2007)
 All games

#04 CONDON, Ross

Opponent	Date	GS	Min	---TOTAL---		---3-PTS---		----REBOUNDS----													
				FG-FGA	Pct	3FG-FGA	Pct	FT-FTA	Pct	Off	Def	Tot	Avg	PF	FO	A	TO	Blk	Stl	Pts	Avg
at Northwood Universit	11/11/06		12	1-2	.500	1-1	1.000	0-0	.000	0	2	2	2.0	0	0	1	2	0	0	3	3.0
vs Iowa	11/20/06		1	1-1	1.000	0-0	.000	0-0	.000	0	0	0	1.0	0	0	0	0	0	0	2	2.5
at Stony Brook	11/30/06		4	0-0	.000	0-0	.000	0-0	.000	0	0	0	0.7	0	0	0	1	0	0	0	1.7
RIDER	12/20/06		3	0-0	.000	0-0	.000	0-0	.000	0	0	0	0.5	0	0	0	0	0	0	0	1.3
TEMPLE	12/30/06		1	0-0	.000	0-0	.000	0-0	.000	0	0	0	0.4	0	0	0	1	0	0	0	1.0
SAINT JOSEPH'S	02/06/07		1	0-0	.000	0-0	.000	0-0	.000	0	0	0	0.3	0	0	0	0	0	1	0	0.8
CINCINNATI	02/14/07		2	0-0	.000	0-0	.000	0-0	.000	0	0	0	0.3	0	0	0	1	0	0	0	0.7
RUTGERS	02/24/07	*	6	0-4	.000	0-2	.000	2-4	.500	1	1	2	0.5	0	0	0	1	0	2	2	0.9
Totals.....		1	30	2-7	.286	1-3	.333	2-4	.500	1	3	4	0.5	0	0	1	6	0	3	7	0.9

Games played: 8
 Points/game: 0.9
 FG Pct: 28.6
 3FG Pct: 33.3
 FT Pct: 50.0

Rebounds/game: 0.5
 Assists/game: 0.1
 Turnovers/game: 0.8
 Assist/turnover ratio: 0.2
 Steals/game: 0.4

The Automated ScoreBook
 Villanova Individual Game-by-Game (as of Mar 03, 2007)
 All games

#12 NARDI, Mike

Opponent	Date	GS	Min	---TOTAL---		---3-PTS---		----REBOUNDS----														
				FG-FGA	Pct	3FG-FGA	Pct	FT-FTA	Pct	Off	Def	Tot	Avg	PF	FO	A	TO	Blk	Stl	Pts	Avg	
at Northwood Universit	11/11/06	*	20	4-9	.444	0-4	.000	3-3	1.000	0	3	3	3.0	2	0	4	1	0	4	11	11.0	
vs College of Charlest	11/17/06	*	36	3-10	.300	2-3	.667	8-8	1.000	0	2	2	2.5	2	0	6	3	0	0	16	13.5	
vs Xavier	11/19/06	*	33	3-10	.300	2-5	.400	2-2	1.000	0	2	2	2.3	4	0	5	2	0	2	10	12.3	
vs Iowa	11/20/06	*	26	6-13	.462	4-7	.571	0-0	.000	1	2	3	2.5	1	0	3	4	0	1	16	13.3	
NAVY	11/25/06	*	31	7-11	.636	4-8	.500	2-2	1.000	0	5	5	3.0	4	0	5	3	0	1	20	14.6	
at Stony Brook	11/30/06	*	25	3-4	.750	2-3	.667	0-0	.000	0	4	4	3.2	0	0	5	3	1	1	8	13.5	
at Penn	12/02/06	*	28	6-18	.333	3-9	.333	4-4	1.000	0	0	0	2.7	3	0	4	1	0	2	19	14.3	
at Oklahoma	12/06/06	*	38	9-14	.643	4-9	.444	1-2	.500	0	3	3	2.8	1	0	4	6	0	2	23	15.4	
DREXEL	12/09/06	*	38	6-10	.600	2-3	.667	0-0	.000	1	1	2	2.7	3	0	7	2	0	2	14	15.2	
RIDER	12/20/06	*	25	4-8	.500	3-7	.429	0-0	.000	0	1	1	2.5	1	0	3	1	0	0	11	14.8	
at LASALLE	12/23/06	*	28	4-10	.400	1-4	.250	3-4	.750	2	2	4	2.6	1	0	5	0	0	0	12	14.5	
TEMPLE	12/30/06	*	35	5-15	.333	5-11	.455	2-2	1.000	0	2	2	2.6	3	0	3	1	0	1	17	14.8	
at No. 25 West Virgini	01/03/07	*	29	3-14	.214	1-9	.111	5-5	1.000	0	2	2	2.5	4	0	4	0	0	0	12	14.5	
DEPAUL	01/06/07	*	28	4-13	.308	3-10	.300	1-2	.500	0	2	2	2.5	2	0	4	2	0	1	12	14.4	
at No. 14 Georgetown	01/08/07	*	36	1-7	.143	1-5	.200	0-1	.000	0	3	3	2.5	0	0	2	3	0	0	3	13.6	
at Syracuse	01/13/07	*	38	5-17	.294	2-10	.200	5-6	.833	0	1	1	2.4	3	0	4	2	0	2	17	13.8	
NO. 20 NOTRE DAME	01/17/07	*	36	6-13	.462	4-10	.400	2-2	1.000	1	2	3	2.5	1	0	7	2	0	1	18	14.1	
NO. 21 TEXAS	01/20/07	*	38	4-14	.286	3-11	.273	2-2	1.000	0	6	6	2.7	0	0	6	3	0	2	13	14.0	
at Providence College	01/23/07	*	39	7-10	.700	5-6	.833	0-0	.000	0	2	2	2.6	2	0	4	3	0	1	19	14.3	
at Notre Dame	01/27/07	*	35	4-11	.364	3-7	.429	0-0	.000	1	2	3	2.7	5	1	3	1	0	2	11	14.1	
NO. 7 PITTSBURGH	01/29/07	*	32	4-10	.400	1-6	.167	1-2	.500	1	1	2	2.6	2	0	2	2	0	1	10	13.9	
LOUISVILLE	02/03/07	*	32	5-10	.500	1-4	.250	0-0	.000	1	3	4	2.7	2	0	1	0	0	0	11	13.8	
SAINT JOSEPH'S	02/06/07	*	37	3-12	.250	2-8	.250	3-3	1.000	0	2	2	2.7	1	0	7	3	0	0	11	13.7	
at Seton Hall	02/10/07	*	37	2-4	.500	1-3	.333	11-15	.733	0	4	4	2.7	0	0	8	3	0	0	16	13.8	
CINCINNATI	02/14/07	*	29	5-9	.556	4-5	.800	2-2	1.000	0	3	3	2.7	1	0	3	1	0	1	16	13.8	
NO. 14 GEORGETOWN	02/17/07	*	34	1-6	.167	0-2	.000	0-0	.000	0	1	1	2.7	0	0	2	2	1	0	2	13.4	
at 16/16 Marquette	02/19/07	*	22	3-6	.500	2-3	.667	2-2	1.000	0	3	3	2.7	2	0	1	2	0	1	10	13.3	
RUTGERS	02/24/07	*	36	3-7	.429	1-4	.250	4-4	1.000	0	2	2	2.6	1	0	7	1	0	0	11	13.2	
at CONNECTICUT	02/28/07	*	32	2-6	.333	2-5	.400	6-6	1.000	0	3	3	2.7	4	0	2	4	0	0	12	13.1	
SYRACUSE	03/03/07	*	13	1-5	.200	1-4	.250	0-0	.000	0	1	1	2.6	2	0	1	1	0	0	3	12.8	
Totals.....			30	946	123-306	.402	69-185	.373	69-79	.873	8	70	78	2.6	57	1	122	62	2	28	384	12.8

Games played: 30
 Points/game: 12.8
 FG Pct: 40.2
 3FG Pct: 37.3
 FT Pct: 87.3

Rebounds/game: 2.6
 Assists/game: 4.1
 Turnovers/game: 2.1
 Assist/turnover ratio: 2.0
 Steals/game: 0.9
 Blocks/game: 0.1

The Automated ScoreBook
 Villanova Individual Game-by-Game (as of Mar 03, 2007)
 All games

#15 REDDING, Reggie

Opponent	Date	GS	Min	---TOTAL---		---3-PTS---		----REBOUNDS----										Pts	Avg		
				FG-FGA	Pct	3FG-FGA	Pct	FT-FTA	Pct	Off	Def	Tot	Avg	PF	FO	A	TO			Blk	Stl
at Northwood Universit	11/11/06		14	4-6	.667	1-2	.500	0-0	.000	2	2	4	4.0	1	0	1	2	0	0	9	9.0
vs College of Charlest	11/17/06		18	2-8	.250	1-3	.333	1-2	.500	2	2	4	4.0	1	0	1	0	0	2	6	7.5
vs Xavier	11/19/06		5	0-1	.000	0-0	.000	0-0	.000	1	1	2	3.3	0	0	0	1	1	0	0	5.0
vs Iowa	11/20/06		5	0-0	.000	0-0	.000	2-2	1.000	1	0	1	2.8	1	0	0	0	0	0	2	4.3
at Stony Brook	11/30/06		18	0-4	.000	0-3	.000	0-0	.000	1	1	2	2.6	0	0	1	1	1	1	0	3.4
at Penn	12/02/06		1	0-0	.000	0-0	.000	0-0	.000	0	0	0	2.2	0	0	0	0	0	0	0	2.8
at Oklahoma	12/06/06		2	0-0	.000	0-0	.000	0-0	.000	0	1	1	2.0	0	0	0	0	0	0	0	2.4
DREXEL	12/09/06		3	0-1	.000	0-1	.000	0-0	.000	0	0	0	1.8	0	0	2	0	0	0	0	2.1
RIDER	12/20/06		5	0-0	.000	0-0	.000	0-0	.000	0	0	0	1.6	1	0	2	0	0	0	0	1.9
TEMPLE	12/30/06		1	0-0	.000	0-0	.000	2-2	1.000	0	1	1	1.5	0	0	0	0	0	0	2	1.9
at No. 25 West Virgini	01/03/07		3	0-0	.000	0-0	.000	0-0	.000	0	1	1	1.5	0	0	0	1	0	0	0	1.7
NO. 20 NOTRE DAME	01/17/07		8	0-0	.000	0-0	.000	0-0	.000	0	1	1	1.4	1	0	2	3	0	1	0	1.6
NO. 21 TEXAS	01/20/07		18	0-3	.000	0-2	.000	2-2	1.000	0	1	1	1.4	1	0	0	0	0	1	2	1.6
at Providence College	01/23/07		30	2-6	.333	0-3	.000	1-1	1.000	2	1	3	1.5	2	0	1	0	0	4	5	1.9
at Notre Dame	01/27/07		22	1-5	.200	1-3	.333	1-3	.333	2	2	4	1.7	1	0	1	1	0	2	4	2.0
NO. 7 PITTSBURGH	01/29/07		8	0-0	.000	0-0	.000	0-0	.000	0	0	0	1.6	2	0	2	0	0	0	0	1.9
LOUISVILLE	02/03/07		30	3-5	.600	1-3	.333	0-1	.000	0	6	6	1.8	1	0	0	5	0	1	7	2.2
SAINT JOSEPH'S	02/06/07		25	2-11	.182	0-6	.000	0-0	.000	1	4	5	2.0	2	0	1	1	0	2	4	2.3
at Seton Hall	02/10/07		23	4-8	.500	0-1	.000	0-2	.000	4	2	6	2.2	4	0	0	2	0	1	8	2.6
CINCINNATI	02/14/07		20	1-5	.200	0-1	.000	0-0	.000	0	1	1	2.2	4	0	4	3	0	3	2	2.6
NO. 14 GEORGETOWN	02/17/07		16	1-2	.500	0-1	.000	4-6	.667	0	2	2	2.1	2	0	0	0	0	2	6	2.7
at 16/16 Marquette	02/19/07		30	0-4	.000	0-3	.000	0-1	.000	1	3	4	2.2	2	0	1	2	0	2	0	2.6
RUTGERS	02/24/07		11	0-0	.000	0-0	.000	0-0	.000	0	2	2	2.2	0	0	0	0	1	0	0	2.5
at CONNECTICUT	02/28/07		16	1-1	1.000	0-0	.000	0-0	.000	0	0	0	2.1	3	0	1	0	0	0	2	2.5
SYRACUSE	03/03/07		25	0-2	.000	0-1	.000	0-0	.000	2	2	4	2.2	4	0	3	0	1	0	0	2.4
Totals.....		0	357	21-72	.292	4-33	.121	13-22	.591	19	36	55	2.2	33	0	23	22	4	22	59	2.4

Games played: 25
 Points/game: 2.4
 FG Pct: 29.2
 3FG Pct: 12.1
 FT Pct: 59.1

Rebounds/game: 2.2
 Assists/game: 0.9
 Turnovers/game: 0.9
 Assist/turnover ratio: 1.0
 Steals/game: 0.9
 Blocks/game: 0.2

The Automated ScoreBook
Villanova Individual Game-by-Game (as of Mar 03, 2007)
All games

#20 CLARK, Shane

Opponent	Date	GS	Min	---TOTAL---		---3-PTS---		----REBOUNDS-----										Pts	Avg		
				FG-FGA	Pct	3FG-FGA	Pct	FT-FTA	Pct	Off	Def	Tot	Avg	PF	FO	A	TO			Blk	Stl
at Northwood Universit	11/11/06		17	4-6	.667	0-0	.000	2-2	1.000	1	1	2	2.0	1	0	2	1	0	0	10	10.0
vs College of Charlest	11/17/06		28	5-9	.556	1-2	.500	1-2	.500	1	5	6	4.0	1	0	2	3	1	0	12	11.0
vs Xavier	11/19/06		29	6-9	.667	4-7	.571	1-3	.333	1	1	2	3.3	2	0	0	3	0	0	17	13.0
vs Iowa	11/20/06		17	2-4	.500	2-3	.667	0-0	.000	3	1	4	3.5	5	1	3	1	0	2	6	11.3
NAVY	11/25/06		18	1-4	.250	0-1	.000	2-2	1.000	0	3	3	3.4	3	0	1	3	0	2	4	9.8
at Stony Brook	11/30/06		19	4-7	.571	3-5	.600	0-0	.000	0	2	2	3.2	0	0	1	1	1	1	11	10.0
at Penn	12/02/06		30	5-8	.625	2-5	.400	4-4	1.000	4	2	6	3.6	5	1	1	0	1	1	16	10.9
at Oklahoma	12/06/06		29	2-7	.286	1-3	.333	0-0	.000	0	1	1	3.3	3	0	1	1	0	1	5	10.1
DREXEL	12/09/06		20	3-5	.600	2-4	.500	0-0	.000	0	3	3	3.2	3	0	1	0	0	0	8	9.9
RIDER	12/20/06		21	3-8	.375	2-6	.333	2-2	1.000	3	9	12	4.1	1	0	0	2	0	0	10	9.9
at LASALLE	12/23/06		27	3-9	.333	1-5	.200	2-2	1.000	0	1	1	3.8	4	0	0	1	0	0	9	9.8
TEMPLE	12/30/06		13	3-5	.600	1-2	.500	0-0	.000	1	0	1	3.6	5	1	1	2	0	0	7	9.6
at No. 25 West Virgini	01/03/07		29	1-7	.143	1-7	.143	0-0	.000	1	4	5	3.7	2	0	1	1	0	1	3	9.1
DEPAUL	01/06/07		16	2-4	.500	1-3	.333	0-2	.000	0	0	0	3.4	2	0	0	3	0	1	5	8.8
at No. 14 Georgetown	01/08/07		28	3-7	.429	2-4	.500	6-6	1.000	1	1	2	3.3	3	0	1	2	0	2	14	9.1
at Syracuse	01/13/07		14	1-4	.250	1-2	.500	0-2	.000	1	1	2	3.3	2	0	1	2	0	0	3	8.8
NO. 20 NOTRE DAME	01/17/07		23	2-5	.400	1-3	.333	4-4	1.000	3	3	6	3.4	0	0	3	2	1	1	9	8.8
NO. 21 TEXAS	01/20/07	*	34	3-8	.375	2-5	.400	3-6	.500	3	9	12	3.9	5	1	1	2	2	0	11	8.9
at Providence College	01/23/07	*	27	5-10	.500	0-4	.000	1-1	1.000	2	4	6	4.0	3	0	1	2	0	1	11	9.0
at Notre Dame	01/27/07	*	19	2-6	.333	1-2	.500	0-0	.000	3	1	4	4.0	5	1	0	2	0	1	5	8.8
NO. 7 PITTSBURGH	01/29/07	*	30	2-6	.333	1-5	.200	0-0	.000	1	1	2	3.9	0	0	0	2	0	1	5	8.6
LOUISVILLE	02/03/07		21	4-5	.800	3-3	1.000	1-2	.500	0	3	3	3.9	4	0	2	2	1	1	12	8.8
SAINT JOSEPH'S	02/06/07	*	28	3-8	.375	1-5	.200	2-2	1.000	0	8	8	4.0	2	0	0	1	2	1	9	8.8
at Seton Hall	02/10/07	*	29	1-3	.333	0-1	.000	2-2	1.000	2	4	6	4.1	4	0	0	0	0	2	4	8.6
CINCINNATI	02/14/07	*	23	2-8	.250	1-5	.200	0-0	.000	2	3	5	4.2	3	0	1	1	0	2	5	8.4
NO. 14 GEORGETOWN	02/17/07	*	36	2-7	.286	2-3	.667	0-0	.000	1	2	3	4.1	4	0	1	1	0	0	6	8.3
at 16/16 Marquette	02/19/07	*	32	2-6	.333	1-3	.333	0-0	.000	3	2	5	4.1	5	1	2	2	1	2	5	8.2
RUTGERS	02/24/07	*	20	2-6	.333	1-2	.500	2-4	.500	4	2	6	4.2	3	0	1	2	0	1	7	8.2
at CONNECTICUT	02/28/07		27	1-4	.250	0-0	.000	2-4	.500	2	0	2	4.1	4	0	0	0	0	0	4	8.0
SYRACUSE	03/03/07		23	3-4	.750	0-0	.000	2-2	1.000	1	3	4	4.1	4	0	2	0	1	1	8	8.0
Totals.....		10	727	82-189	.434	38-100	.380	39-54	.722	44	80	124	4.1	88	6	30	45	11	25	241	8.0

Games played: 30
Points/game: 8.0
FG Pct: 43.4
3FG Pct: 38.0
FT Pct: 72.2

Rebounds/game: 4.1
Assists/game: 1.0
Turnovers/game: 1.5
Assist/turnover ratio: 0.7
Steals/game: 0.8
Blocks/game: 0.4

The Automated ScoreBook
 Villanova Individual Game-by-Game (as of Mar 03, 2007)
 All games

#22 ANDERSON, Dwayne

Opponent	Date	GS	Min	---TOTAL---		---3-PTS---		----REBOUNDS----													
				FG-FGA	Pct	3FG-FGA	Pct	FT-FTA	Pct	Off	Def	Tot	Avg	PF	FO	A	TO	Blk	Stl	Pts	Avg
at Northwood Universit	11/11/06		22	5-9	.556	2-4	.500	4-4	1.000	4	4	8	8.0	2	0	3	2	0	4	16	16.0
vs College of Charlest	11/17/06		13	0-2	.000	0-1	.000	0-0	.000	0	3	3	5.5	0	0	1	1	0	0	0	8.0
vs Xavier	11/19/06		4	0-1	.000	0-1	.000	0-0	.000	0	0	0	3.7	0	0	1	0	0	0	0	5.3
vs Iowa	11/20/06		22	6-12	.500	4-10	.400	2-2	1.000	1	4	5	4.0	3	0	1	2	0	2	18	8.5
NAVY	11/25/06		11	1-4	.250	1-4	.250	0-0	.000	1	0	1	3.4	0	0	0	0	0	0	3	7.4
at Stony Brook	11/30/06		17	1-8	.125	0-5	.000	5-6	.833	0	4	4	3.5	1	0	0	1	0	1	7	7.3
at Penn	12/02/06		7	3-4	.750	3-4	.750	0-0	.000	1	1	2	3.3	1	0	1	1	0	0	9	7.6
at Oklahoma	12/06/06		6	0-1	.000	0-1	.000	0-0	.000	0	0	0	2.9	3	0	0	0	0	0	0	6.6
DREXEL	12/09/06		11	1-1	1.000	0-0	.000	5-5	1.000	0	3	3	2.9	0	0	0	0	0	1	7	6.7
RIDER	12/20/06		18	4-9	.444	2-7	.286	2-3	.667	1	4	5	3.1	1	0	1	1	0	0	12	7.2
at LASALLE	12/23/06		11	1-2	.500	0-1	.000	2-2	1.000	1	2	3	3.1	1	0	0	1	0	1	4	6.9
TEMPLE	12/30/06		24	1-5	.200	1-4	.250	0-0	.000	1	2	3	3.1	1	0	1	0	0	2	3	6.6
at No. 25 West Virgini	01/03/07		12	1-5	.200	0-3	.000	0-0	.000	1	1	2	3.0	0	0	0	0	0	0	2	6.2
DEPAUL	01/06/07		2	0-0	.000	0-0	.000	0-0	.000	0	1	1	2.9	0	0	0	0	0	0	0	5.8
at No. 14 Georgetown	01/08/07		11	0-1	.000	0-1	.000	0-0	.000	2	0	2	2.8	0	0	0	2	0	0	0	5.4
at Syracuse	01/13/07		5	0-1	.000	0-1	.000	0-0	.000	0	0	0	2.6	2	0	0	0	0	0	0	5.1
NO. 20 NOTRE DAME	01/17/07		1	0-0	.000	0-0	.000	0-0	.000	0	0	0	2.5	0	0	0	0	0	0	0	4.8
NO. 21 TEXAS	01/20/07		2	0-1	.000	0-1	.000	0-0	.000	0	0	0	2.3	0	0	0	0	0	0	0	4.5
SAINT JOSEPH'S	02/06/07		2	0-0	.000	0-0	.000	0-0	.000	0	2	2	2.3	0	0	1	1	0	0	0	4.3
at Seton Hall	02/10/07		1	0-0	.000	0-0	.000	0-0	.000	0	0	0	2.2	0	0	0	0	0	0	0	4.1
CINCINNATI	02/14/07		5	0-1	.000	0-1	.000	0-0	.000	0	0	0	2.1	1	0	0	0	0	0	0	3.9
RUTGERS	02/24/07		3	0-0	.000	0-0	.000	0-0	.000	0	0	0	2.0	0	0	0	0	0	0	0	3.7
at CONNECTICUT	02/28/07		1	0-0	.000	0-0	.000	0-0	.000	0	0	0	1.9	0	0	0	0	0	0	0	3.5
Totals.....		0	211	24-67	.358	13-49	.265	20-22	.909	13	31	44	1.9	16	0	10	12	0	11	81	3.5

Games played: 23
 Points/game: 3.5
 FG Pct: 35.8
 3FG Pct: 26.5
 FT Pct: 90.9

Rebounds/game: 1.9
 Assists/game: 0.4
 Turnovers/game: 0.5
 Assist/turnover ratio: 0.8
 Steals/game: 0.5

The Automated ScoreBook
 Villanova Individual Game-by-Game (as of Mar 03, 2007)
 All games

#32 DRUMMOND, Casiem

Opponent	Date	GS	Min	---TOTAL---		---3-PTS---		----REBOUNDS----													
				FG-FGA	Pct	3FG-FGA	Pct	FT-FTA	Pct	Off	Def	Tot	Avg	PF	FO	A	TO	Blk	Stl	Pts	Avg
at Northwood Universit	11/11/06		11	2-3	.667	0-0	.000	0-1	.000	1	1	2	2.0	2	0	1	1	0	0	4	4.0
vs College of Charlest	11/17/06		2	0-1	.000	0-0	.000	0-2	.000	0	1	1	1.5	1	0	0	0	0	0	0	2.0
vs Iowa	11/20/06		8	0-1	.000	0-0	.000	0-0	.000	1	1	2	1.7	1	0	0	0	0	0	0	1.3
at Stony Brook	11/30/06		11	1-4	.250	0-0	.000	0-0	.000	4	1	5	2.5	2	0	0	0	0	0	2	1.5
RIDER	12/20/06		20	3-5	.600	0-0	.000	3-4	.750	2	6	8	3.6	4	0	0	0	1	0	9	3.0
at LASALLE	12/23/06		10	0-1	.000	0-0	.000	0-0	.000	1	0	1	3.2	0	0	0	0	0	0	0	2.5
TEMPLE	12/30/06		5	0-0	.000	0-0	.000	0-0	.000	0	2	2	3.0	2	0	0	0	0	0	0	2.1
DEPAUL	01/06/07		4	0-0	.000	0-0	.000	0-0	.000	0	0	0	2.6	1	0	0	1	0	0	0	1.9
at No. 14 Georgetown	01/08/07		13	3-5	.600	0-0	.000	0-0	.000	3	1	4	2.8	2	0	0	0	0	1	6	2.3
at Syracuse	01/13/07		12	0-0	.000	0-0	.000	0-0	.000	1	1	2	2.7	0	0	1	1	0	1	0	2.1
NO. 20 NOTRE DAME	01/17/07		3	1-1	1.000	0-0	.000	0-0	.000	0	0	0	2.5	2	0	0	0	0	0	2	2.1
at Providence College	01/23/07		7	1-1	1.000	0-0	.000	1-2	.500	1	0	1	2.3	1	0	0	1	0	1	3	2.2
NO. 7 PITTSBURGH	01/29/07		5	2-2	1.000	0-0	.000	0-0	.000	1	0	1	2.2	0	0	0	0	0	2	4	2.3
SAINT JOSEPH'S	02/06/07		2	0-0	.000	0-0	.000	0-0	.000	0	0	0	2.1	0	0	0	0	0	0	0	2.1
at Seton Hall	02/10/07		1	0-0	.000	0-0	.000	0-0	.000	0	0	0	1.9	0	0	0	0	0	0	0	2.0
CINCINNATI	02/14/07		4	0-1	.000	0-0	.000	0-0	.000	0	0	0	1.8	0	0	1	2	0	0	0	1.9
RUTGERS	02/24/07		4	0-1	.000	0-0	.000	0-2	.000	1	0	1	1.8	1	0	0	0	0	0	0	1.8
at CONNECTICUT	02/28/07		15	1-2	.500	0-0	.000	0-2	.000	1	4	5	1.9	1	0	0	0	0	0	2	1.8
Totals.....		0	137	14-28	.500	0-0	.000	4-13	.308	17	18	35	1.9	20	0	3	6	1	5	32	1.8

Games played: 18
 Points/game: 1.8
 FG Pct: 50.0
 FT Pct: 30.8

Rebounds/game: 1.9
 Assists/game: 0.2
 Turnovers/game: 0.3
 Assist/turnover ratio: 0.5
 Steals/game: 0.3
 Blocks/game: 0.1

The Automated ScoreBook
Villanova Individual Game-by-Game (as of Mar 03, 2007)
All games

#33 CUNNINGHAM, Dante

Opponent	Date	GS	Min	---TOTAL---		---3-PTS---		----REBOUNDS----										Pts	Avg		
				FG-FGA	Pct	3FG-FGA	Pct	FT-FTA	Pct	Off	Def	Tot	Avg	PF	FO	A	TO			Blk	Stl
at Northwood Universit	11/11/06	*	23	3-4	.750	0-0	.000	0-0	.000	3	2	5	5.0	2	0	0	2	0	1	6	6.0
vs College of Charlest	11/17/06	*	18	4-6	.667	0-0	.000	0-1	.000	1	1	2	3.5	4	0	0	4	0	1	8	7.0
vs Xavier	11/19/06	*	36	3-3	1.000	0-0	.000	2-2	1.000	3	5	8	5.0	3	0	1	1	2	0	8	7.3
vs Iowa	11/20/06	*	30	4-8	.500	0-0	.000	1-1	1.000	3	2	5	5.0	3	0	1	1	2	1	9	7.8
NAVY	11/25/06	*	35	4-6	.667	0-0	.000	1-2	.500	4	6	10	6.0	0	0	1	1	1	0	9	8.0
at Stony Brook	11/30/06	*	25	4-6	.667	0-0	.000	2-3	.667	2	2	4	5.7	3	0	1	3	0	2	10	8.3
at Penn	12/02/06	*	27	2-3	.667	0-0	.000	0-0	.000	3	1	4	5.4	5	1	2	2	1	2	4	7.7
at Oklahoma	12/06/06	*	30	3-5	.600	0-0	.000	2-2	1.000	1	5	6	5.5	2	0	1	1	2	5	8	7.8
DREXEL	12/09/06	*	24	3-3	1.000	0-0	.000	0-0	.000	0	1	1	5.0	3	0	1	3	0	1	6	7.6
RIDER	12/20/06	*	27	4-6	.667	0-0	.000	6-6	1.000	4	2	6	5.1	2	0	3	0	0	0	14	8.2
at LASALLE	12/23/06	*	27	3-4	.750	1-1	1.000	0-0	.000	2	1	3	4.9	4	0	2	1	1	1	7	8.1
TEMPLE	12/30/06	*	33	4-4	1.000	0-0	.000	3-4	.750	1	7	8	5.2	2	0	0	2	2	1	11	8.3
at No. 25 West Virgini	01/03/07	*	28	1-1	1.000	0-0	.000	5-7	.714	3	5	8	5.4	2	0	0	0	0	2	7	8.2
DEPAUL	01/06/07	*	36	1-3	.333	0-0	.000	0-0	.000	1	2	3	5.2	5	1	0	1	1	1	2	7.8
at No. 14 Georgetown	01/08/07	*	27	4-6	.667	0-0	.000	0-0	.000	4	4	8	5.4	4	0	0	2	0	1	8	7.8
at Syracuse	01/13/07	*	34	2-3	.667	0-0	.000	0-1	.000	3	1	4	5.3	4	0	0	3	0	3	4	7.6
NO. 20 NOTRE DAME	01/17/07	*	30	7-11	.636	0-0	.000	5-7	.714	5	4	9	5.5	5	1	2	3	1	3	19	8.2
NO. 21 TEXAS	01/20/07	*	37	6-12	.500	0-0	.000	4-5	.800	4	2	6	5.6	2	0	0	0	0	0	16	8.7
at Providence College	01/23/07	*	17	5-7	.714	0-0	.000	3-6	.500	4	1	5	5.5	4	0	1	2	1	2	13	8.9
at Notre Dame	01/27/07	*	28	4-7	.571	0-0	.000	3-6	.500	5	2	7	5.6	4	0	1	5	1	0	11	9.0
NO. 7 PITTSBURGH	01/29/07	*	35	2-5	.400	0-0	.000	3-3	1.000	2	6	8	5.7	2	0	1	3	0	1	7	8.9
LOUISVILLE	02/03/07	*	23	2-6	.333	0-0	.000	2-4	.500	3	2	5	5.7	4	0	1	1	0	1	6	8.8
SAINT JOSEPH'S	02/06/07		23	1-4	.250	0-0	.000	0-1	.000	1	2	3	5.6	1	0	1	1	0	4	2	8.5
at Seton Hall	02/10/07		26	4-7	.571	0-0	.000	6-7	.857	0	2	2	5.4	3	0	0	2	1	0	14	8.7
CINCINNATI	02/14/07		20	3-7	.429	0-0	.000	5-5	1.000	5	4	9	5.6	0	0	0	1	1	0	11	8.8
NO. 14 GEORGETOWN	02/17/07		24	1-4	.250	0-0	.000	1-2	.500	3	2	5	5.5	3	0	1	1	0	1	3	8.6
at 16/16 Marquette	02/19/07		20	2-5	.400	0-0	.000	4-6	.667	1	1	2	5.4	4	0	1	1	0	1	8	8.6
RUTGERS	02/24/07		24	3-10	.300	0-0	.000	6-6	1.000	3	2	5	5.4	2	0	0	2	0	2	12	8.7
at CONNECTICUT	02/28/07	*	15	0-4	.000	0-0	.000	0-0	.000	3	1	4	5.3	5	1	0	2	0	0	0	8.4
SYRACUSE	03/03/07	*	34	5-13	.385	0-0	.000	11-11	1.000	4	4	8	5.4	1	0	1	2	2	1	21	8.8
Totals.....		24	816	94-173	.543	1-1	1.000	75-98	.765	81	82	163	5.4	88	4	23	53	19	38	264	8.8

Games played: 30
Points/game: 8.8
FG Pct: 54.3
3FG Pct: 100.0
FT Pct: 76.5

Rebounds/game: 5.4
Assists/game: 0.8
Turnovers/game: 1.8
Assist/turnover ratio: 0.4
Steals/game: 1.3
Blocks/game: 0.6

The Automated ScoreBook
 Villanova Individual Game-by-Game (as of Mar 03, 2007)
 All games

#34 SUMPTER, Curtis

Opponent	Date	GS	Min	---TOTAL---		---3-PTS---		----REBOUNDS----										Pts	Avg		
				FG-FGA	Pct	3FG-FGA	Pct	FT-FTA	Pct	Off	Def	Tot	Avg	PF	FO	A	TO			Blk	Stl
at Northwood Universit	11/11/06	*	20	5-7	.714	0-1	.000	6-8	.750	4	3	7	7.0	2	0	1	1	0	1	16	16.0
vs College of Charlest	11/17/06	*	20	4-8	.500	3-5	.600	6-8	.750	2	3	5	6.0	4	0	0	3	0	3	17	16.5
vs Xavier	11/19/06	*	39	8-18	.444	1-5	.200	0-0	.000	0	4	4	5.3	3	0	1	5	1	0	17	16.7
vs Iowa	11/20/06	*	30	7-10	.700	4-6	.667	8-10	.800	1	2	3	4.8	0	0	2	3	2	0	26	19.0
NAVY	11/25/06	*	34	3-9	.333	1-4	.250	9-15	.600	3	5	8	5.4	1	0	2	1	0	1	16	18.4
at Stony Brook	11/30/06	*	23	6-10	.600	2-3	.667	0-0	.000	0	5	5	5.3	2	0	0	1	1	1	14	17.7
at Penn	12/02/06	*	36	7-16	.438	4-10	.400	10-10	1.000	1	2	3	5.0	4	0	3	4	1	3	28	19.1
at Oklahoma	12/06/06	*	32	5-14	.357	4-7	.571	0-0	.000	0	7	7	5.3	3	0	0	3	0	0	14	18.5
DREXEL	12/09/06	*	37	11-22	.500	3-5	.600	6-7	.857	5	5	10	5.8	4	0	2	2	0	0	31	19.9
RIDER	12/20/06	*	27	7-13	.538	0-3	.000	8-8	1.000	1	5	6	5.8	3	0	1	3	0	2	22	20.1
at LASALLE	12/23/06	*	35	4-9	.444	0-4	.000	5-5	1.000	2	6	8	6.0	2	0	1	3	1	1	13	19.5
TEMPLE	12/30/06	*	28	9-17	.529	0-1	.000	4-5	.800	8	6	14	6.7	4	0	0	1	0	1	22	19.7
at No. 25 West Virgini	01/03/07	*	35	9-18	.500	2-4	.500	1-2	.500	4	3	7	6.7	5	1	0	3	0	3	21	19.8
DEPAUL	01/06/07	*	37	6-18	.333	2-10	.200	1-2	.500	2	6	8	6.8	5	1	1	1	2	0	15	19.4
at No. 14 Georgetown	01/08/07	*	16	2-8	.250	1-4	.250	0-0	.000	1	1	2	6.5	5	1	0	3	0	0	5	18.5
at Syracuse	01/13/07	*	37	9-17	.529	3-5	.600	3-4	.750	5	7	12	6.8	2	0	1	0	1	3	24	18.8
NO. 20 NOTRE DAME	01/17/07	*	29	7-12	.583	3-4	.750	4-5	.800	1	5	6	6.8	4	0	1	2	3	2	21	18.9
at Providence College	01/23/07		16	3-5	.600	1-1	1.000	0-0	.000	2	2	4	6.6	0	0	0	1	1	0	7	18.3
at Notre Dame	01/27/07		26	3-13	.231	0-4	.000	5-6	.833	3	7	10	6.8	3	0	0	0	1	2	11	17.9
NO. 7 PITTSBURGH	01/29/07		33	4-15	.267	1-5	.200	12-15	.800	5	4	9	6.9	2	0	2	2	1	2	21	18.1
LOUISVILLE	02/03/07	*	32	3-8	.375	1-2	.500	3-3	1.000	3	3	6	6.9	1	0	1	2	0	1	10	17.7
SAINT JOSEPH'S	02/06/07	*	30	6-11	.545	0-1	.000	2-2	1.000	4	3	7	6.9	2	0	2	2	3	0	14	17.5
at Seton Hall	02/10/07	*	33	7-13	.538	3-5	.600	4-4	1.000	1	9	10	7.0	3	0	0	4	0	1	21	17.7
CINCINNATI	02/14/07	*	19	3-7	.429	2-3	.667	0-0	.000	2	2	4	6.9	4	0	2	1	1	1	8	17.3
NO. 14 GEORGETOWN	02/17/07	*	34	4-11	.364	1-5	.200	6-6	1.000	2	6	8	6.9	4	0	1	3	2	0	15	17.2
at 16/16 Marquette	02/19/07	*	27	3-8	.375	0-2	.000	8-11	.727	3	2	5	6.8	4	0	2	2	0	0	14	17.0
RUTGERS	02/24/07	*	28	5-11	.455	1-3	.333	2-2	1.000	2	6	8	6.9	5	1	0	2	2	1	13	16.9
at CONNECTICUT	02/28/07	*	28	7-15	.467	0-2	.000	4-5	.800	3	7	10	7.0	4	0	0	1	1	0	18	16.9
SYRACUSE	03/03/07	*	40	6-15	.400	2-5	.400	6-9	.667	7	8	15	7.3	4	0	0	5	2	0	20	17.0
Totals.....		26	861	163-358	.455	45-119	.378	123-152	.809	77	134	211	7.3	89	4	26	64	26	29	494	17.0

Games played: 29
 Points/game: 17.0
 FG Pct: 45.5
 3FG Pct: 37.8
 FT Pct: 80.9

Rebounds/game: 7.3
 Assists/game: 0.9
 Turnovers/game: 2.2
 Assist/turnover ratio: 0.4
 Steals/game: 1.0
 Blocks/game: 0.9

The Automated ScoreBook
 Villanova Individual Game-by-Game (as of Mar 03, 2007)
 All games

#42 TCHUISI, Frank

Opponent	Date	GS	Min	---TOTAL---		---3-PTS---		----REBOUNDS----															
				FG-FGA	Pct	3FG-FGA	Pct	FT-FTA	Pct	Off	Def	Tot	Avg	PF	FO	A	TO	Blk	Stl	Pts	Avg		
at Northwood Universit	11/11/06		9	0-2	.000	0-0	.000	0-0	.000	1	0	1	1.0	1	0	0	1	0	0	0	0	0	0.0
vs College of Charlest	11/17/06		1	0-0	.000	0-0	.000	0-0	.000	0	0	0	0.5	0	0	0	0	0	0	0	0	0	0.0
vs Iowa	11/20/06		2	1-1	1.000	0-0	.000	0-0	.000	1	0	1	0.7	0	0	0	0	0	0	0	0	2	0.7
at Stony Brook	11/30/06		8	0-2	.000	0-0	.000	0-0	.000	0	0	0	0.5	1	0	0	0	0	0	0	0	0	0.5
at Penn	12/02/06		1	0-0	.000	0-0	.000	2-2	1.000	0	0	0	0.4	0	0	0	0	0	1	0	0	2	0.8
at Oklahoma	12/06/06		0	0-0	.000	0-0	.000	0-0	.000	0	0	0	0.3	0	0	0	0	0	0	0	0	0	0.7
RIDER	12/20/06		5	0-0	.000	0-0	.000	0-0	.000	0	1	1	0.4	1	0	0	0	0	0	0	0	0	0.6
at LASALLE	12/23/06		3	0-0	.000	0-0	.000	1-2	.500	0	0	0	0.4	1	0	0	0	0	0	0	0	1	0.6
TEMPLE	12/30/06		1	0-0	.000	0-0	.000	0-0	.000	0	0	0	0.3	0	0	0	0	0	0	0	0	0	0.6
NO. 21 TEXAS	01/20/07		0	0-0	.000	0-0	.000	0-0	.000	0	0	0	0.3	0	0	0	0	0	0	0	0	0	0.5
SAINT JOSEPH'S	02/06/07		1	0-0	.000	0-0	.000	0-0	.000	0	0	0	0.3	0	0	0	1	0	0	0	0	0	0.5
CINCINNATI	02/14/07		2	0-0	.000	0-0	.000	0-0	.000	0	0	0	0.3	0	0	0	0	0	0	0	0	0	0.4
RUTGERS	02/24/07		2	0-0	.000	0-0	.000	0-0	.000	0	0	0	0.2	0	0	0	0	0	0	0	0	0	0.4
Totals.....		0	35	1-5	.200	0-0	.000	3-4	.750	2	1	3	0.2	4	0	0	2	1	0	0	5	0.4	

Games played: 13
 Points/game: 0.4
 FG Pct: 20.0
 FT Pct: 75.0

Rebounds/game: 0.2
 Turnovers/game: 0.2
 Blocks/game: 0.1

The Automated ScoreBook
 Villanova Individual Game-by-Game (as of Mar 03, 2007)
 All games

#50 SHERIDAN, Will

Opponent	Date	GS	Min	---TOTAL---		---3-PTS---		----REBOUNDS----													
				FG-FGA	Pct	3FG-FGA	Pct	FT-FTA	Pct	Off	Def	Tot	Avg	PF	FO	A	TO	Blk	Stl	Pts	Avg
at Northwood Universit	11/11/06	*	21	1-3	.333	0-1	.000	1-2	.500	0	5	5	5.0	1	0	1	1	3	0	3	3.0
vs College of Charlest	11/17/06	*	31	5-11	.455	0-1	.000	4-5	.800	5	3	8	6.5	4	0	2	2	1	3	14	8.5
vs Xavier	11/19/06	*	27	3-6	.500	0-1	.000	0-0	.000	0	2	2	5.0	5	1	1	0	2	0	6	7.7
vs Iowa	11/20/06	*	16	1-1	1.000	0-0	.000	0-0	.000	0	0	0	3.8	2	0	1	1	0	0	2	6.3
NAVY	11/25/06	*	31	2-7	.286	0-0	.000	5-8	.625	4	5	9	4.8	1	0	0	2	3	1	9	6.8
at Stony Brook	11/30/06	*	18	2-3	.667	0-0	.000	1-1	1.000	4	2	6	5.0	2	0	1	0	1	1	5	6.5
at Penn	12/02/06	*	30	2-3	.667	0-0	.000	5-6	.833	4	3	7	5.3	3	0	1	1	0	1	9	6.9
at Oklahoma	12/06/06	*	23	2-5	.400	1-2	.500	0-0	.000	3	3	6	5.4	4	0	0	1	0	2	5	6.6
DREXEL	12/09/06	*	34	3-6	.500	0-0	.000	3-6	.500	3	4	7	5.6	1	0	0	2	2	1	9	6.9
RIDER	12/20/06	*	18	5-5	1.000	0-0	.000	3-5	.600	3	1	4	5.4	4	0	1	0	1	1	13	7.5
at LASALLE	12/23/06	*	31	3-5	.600	0-0	.000	1-2	.500	2	2	4	5.3	2	0	0	3	1	0	7	7.5
TEMPLE	12/30/06	*	21	3-5	.600	0-0	.000	1-2	.500	3	0	3	5.1	4	0	0	1	0	1	7	7.4
at No. 25 West Virgini	01/03/07	*	30	1-5	.200	0-0	.000	0-0	.000	5	2	7	5.2	3	0	1	6	0	0	2	7.0
DEPAUL	01/06/07	*	30	0-3	.000	0-0	.000	6-6	1.000	3	6	9	5.5	2	0	1	0	1	1	6	6.9
at No. 14 Georgetown	01/08/07	*	33	0-2	.000	0-0	.000	4-4	1.000	2	2	4	5.4	4	0	1	1	0	3	4	6.7
at Syracuse	01/13/07	*	22	1-3	.333	0-0	.000	0-0	.000	1	1	2	5.2	3	0	1	0	1	1	2	6.4
NO. 20 NOTRE DAME	01/17/07	*	32	3-6	.500	0-1	.000	0-0	.000	3	6	9	5.4	3	0	3	1	0	2	6	6.4
NO. 21 TEXAS	01/20/07	*	24	2-4	.500	0-0	.000	2-2	1.000	1	6	7	5.5	4	0	0	2	1	0	6	6.4
at Providence College	01/23/07	*	23	2-7	.286	0-0	.000	0-0	.000	2	4	6	5.5	5	1	0	1	0	2	4	6.3
at Notre Dame	01/27/07	*	31	1-4	.250	0-0	.000	0-0	.000	1	3	4	5.5	4	0	0	1	0	0	2	6.1
NO. 7 PITTSBURGH	01/29/07	*	31	2-3	.667	0-0	.000	0-0	.000	2	4	6	5.5	3	0	1	0	0	1	4	6.0
LOUISVILLE	02/03/07	*	17	0-1	.000	0-0	.000	0-0	.000	0	2	2	5.3	0	0	1	0	0	1	0	5.7
SAINT JOSEPH'S	02/06/07	*	13	2-3	.667	0-0	.000	0-0	.000	0	3	3	5.2	2	0	0	1	2	2	4	5.6
at Seton Hall	02/10/07	*	18	1-1	1.000	0-0	.000	2-2	1.000	1	3	4	5.2	1	0	0	0	3	0	4	5.5
CINCINNATI	02/14/07	*	25	4-6	.667	0-0	.000	0-0	.000	2	1	3	5.1	1	0	0	2	1	0	8	5.6
NO. 14 GEORGETOWN	02/17/07	*	27	2-8	.250	0-0	.000	1-2	.500	3	3	6	5.1	1	0	2	0	2	1	5	5.6
at 16/16 Marquette	02/19/07	*	19	1-4	.250	0-0	.000	2-3	.667	1	2	3	5.0	3	0	0	2	2	1	4	5.6
RUTGERS	02/24/07	*	24	2-3	.667	0-0	.000	0-0	.000	1	2	3	5.0	2	0	0	0	0	1	4	5.5
at CONNECTICUT	02/28/07	*	28	0-3	.000	0-0	.000	0-0	.000	2	5	7	5.0	5	1	2	0	1	4	0	5.3
SYRACUSE	03/03/07	*	24	1-1	1.000	0-0	.000	2-2	1.000	1	4	5	5.0	3	0	0	3	1	1	4	5.3
Totals.....		30	752	57-127	.449	1-6	.167	43-58	.741	62	89	151	5.0	82	3	21	34	29	32	158	5.3

Games played: 30
 Points/game: 5.3
 FG Pct: 44.9
 3FG Pct: 16.7
 FT Pct: 74.1

Rebounds/game: 5.0
 Assists/game: 0.7
 Turnovers/game: 1.1
 Assist/turnover ratio: 0.6
 Steals/game: 1.1
 Blocks/game: 1.0

2006-2007 Villanova Men's Basketball
Updated Career Stats (Active Players Only)

PLAYER	YEAR	GP	GS	MIN	AVG	FIELD GOALS			3-PTRS			FREE THROWS			REBOUNDS				PF	FO	AST	TO	BLK	STL	PTS	AVG
						MADE	ATT	PCT	MADE	ATT	PCT	MADE	ATT	PCT	OFF	DEF	TOTAL	AVG								
Dwayne Anderson	2005-06	14	0	55	3.9	7	17	0.412	5	11	0.455	2	4	0.500	5	6	11	0.8	3	0	1	3	0	2	21	1.5
	2006-07	23	0	211	9.2	24	67	0.358	13	49	0.265	20	22	0.909	13	31	44	1.9	16	0	10	12	0	11	81	3.5
	TOTAL	37	0	266	7.2	31	84	0.369	18	60	0.300	22	26	0.846	18	37	55	1.5	19	0	11	15	0	13	102	2.8
Bilal Benn	2005-06	20	0	104	5.2	9	20	0.450	0	2	0.000	7	10	0.700	10	6	16	0.8	12	0	9	6	0	4	25	1.3
	2006-07	27	0	261	9.7	17	34	0.500	0	2	0.000	19	33	0.576	18	23	41	1.5	30	1	14	19	1	16	53	2.0
	TOTAL	47	0	365	7.8	26	54	0.481	0	4	0.000	26	43	0.605	28	29	57	1.2	42	1	23	25	1	20	78	1.7
Shane Clark	2005-06	25	0	286	11.4	18	44	0.409	1	2	0.500	17	29	0.586	22	28	50	2.0	42	1	7	8	9	8	54	2.2
	2006-07	30	10	707	23.6	82	189	0.434	38	100	0.380	39	54	0.722	44	80	124	4.1	90	6	30	45	11	25	241	8.0
	TOTAL	55	10	993	18.1	100	233	0.429	39	102	0.382	56	83	0.675	66	108	174	3.2	132	7	37	53	20	33	295	5.4
Ross Condon	2003-04	6	0	24	4.0	2	3	0.667	0	0	---	0	0	---	3	1	4	0.7	2	0	4	1	0	2	4	0.7
	2004-05	10	0	12	1.2	0	1	0.000	0	0	---	0	0	---	1	3	4	0.4	0	0	3	4	0	0	0	0.0
	2005-06	4	0	4	1.0	0	1	0.000	0	0	---	0	0	---	0	0	0	0.0	1	0	1	0	0	0	0	0.0
	2006-07	8	1	30	3.8	2	7	0.286	1	3	0.333	2	4	0.500	1	3	4	0.5	0	0	1	6	0	3	7	0.9
	TOTAL	28	1	70	2.5	4	12	0.333	1	3	---	2	4	0.500	5	7	12	0.4	3	0	9	11	0	5	11	0.4
Dante Cunningham	2005-06	33	4	629	19.1	29	62	0.468	0	0	---	13	33	0.394	59	73	132	4.0	78	2	25	26	19	27	71	2.2
	2006-07	30	26	816	27.2	94	173	0.543	1	1	1.000	75	98	0.765	79	86	165	5.5	88	4	23	53	19	38	264	8.8
	TOTAL	63	30	1445	22.9	123	235	0.523	1	1	1.000	88	131	0.672	138	159	297	4.7	166	6	48	79	38	65	335	5.3
Casiem Drummond	2006-07	18	0	137	7.6	14	28	0.500	0	0	---	4	13	0.308	17	18	35	1.9	20	0	3	6	1	5	32	1.8
Mike Nardi	2003-04	35	35	1094	31.3	104	245	0.424	58	141	0.411	82	99	0.828	11	71	82	2.3	66	1	130	106	2	22	348	9.9
	2004-05	30	28	995	33.2	85	241	0.353	45	140	0.321	32	41	0.780	14	50	64	2.1	45	1	107	60	3	42	247	8.2
	2005-06	31	29	873	28.2	109	281	0.388	77	192	0.401	26	34	0.765	11	48	59	1.9	57	1	62	43	6	22	321	10.4
	2006-07	30	30	946	31.5	123	306	0.402	69	185	0.373	69	79	0.873	8	70	78	2.6	57	1	122	62	2	28	384	12.8
	TOTAL	126	122	3908	31.0	421	1073	0.392	249	658	0.378	209	253	0.826	44	239	283	2.2	225	4	421	271	13	114	1300	10.3
Andrew Ott	2006-07	0	0	0	---	0	0	---	0	0	---	0	0	---	0	0	0	---	0	0	0	0	0	0	0	---
Antonio Pena	2006-07	0	0	0	---	0	0	---	0	0	---	0	0	---	0	0	0	---	0	0	0	0	0	0	0	---
Reggie Redding	2006-07	25	0	357	14.3	21	72	0.292	4	35	0.114	13	22	0.591	19	36	55	2.2	33	0	23	22	4	22	59	2.4
Scottie Reynolds	2006-07	30	29	868	28.9	123	308	0.399	56	144	0.389	122	144	0.847	12	75	87	2.9	81	3	121	97	3	44	424	14.1

2006-2007 Villanova Men's Basketball
Updated Career Stats (Active Players Only)

PLAYER	YEAR	GP	GS	MIN	AVG	FIELD GOALS			3-PTRS			FREE THROWS			REBOUNDS				PF	FO	AST	TO	BLK	STL	PTS	AVG
						MADE	ATT	PCT	MADE	ATT	PCT	MADE	ATT	PCT	OFF	DEF	TOTAL	AVG								
Will Sheridan	2003-04	35	5	740	21.1	58	99	0.586	1	1	1.000	42	65	0.646	60	105	165	4.7	83	3	25	20	32	15	159	4.5
	2004-05	32	29	833	26.0	61	123	0.496	0	0	---	40	54	0.741	77	107	184	5.8	107	7	17	34	35	34	162	5.1
	2005-06	33	32	928	28.1	67	155	0.432	0	0	---	46	65	0.708	81	126	207	6.3	97	3	21	37	46	26	180	5.5
	2006-07	30	30	752	25.1	57	127	0.449	1	6	0.167	43	58	0.741	62	89	151	5.0	82	3	21	32	29	32	158	5.3
	TOTAL	130	96	3253	25.0	243	504	0.482	2	7	0.286	171	242	0.707	280	427	707	5.4	369	16	84	123	142	107	659	5.1
Curtis Sumpter	2002-03	31	5	588	19.0	74	171	0.433	9	38	0.237	36	50	0.720	47	81	128	4.1	69	2	13	42	14	16	193	6.2
	2003-04	32	31	1058	33.1	164	335	0.490	21	66	0.318	109	145	0.752	87	139	226	7.1	85	4	39	88	30	32	458	14.3
	2004-05	29	29	930	32.1	147	315	0.467	39	90	0.433	111	137	0.810	89	121	210	7.2	85	4	29	57	26	33	444	15.3
	2005-06	0	0	0	---	0	0	---	0	0	---	0	0	---	0	0	0	---	0	0	0	0	0	0	0	---
	2006-07	29	26	861	29.7	163	358	0.455	45	119	0.378	123	152	0.809	77	134	211	7.3	89	4	26	64	26	29	494	17.0
	TOTAL	121	91	3437	28.4	548	1179	0.465	114	313	0.364	379	484	0.783	300	475	775	6.4	328	14	107	251	96	110	1589	13.1
Frank Tchuisi	2005-06	8	0	21	2.6	0	0	---	0	0	---	0	0	---	2	2	4	0.5	2	0	1	0	2	1	0	0.0
	2006-07	13	0	35	2.7	1	5	0.200	0	0	---	3	4	0.750	2	1	3	0.2	4	0	0	2	1	0	5	0.4
	TOTAL	21	0	56	2.7	1	5	0.200	0	0	---	3	4	0.750	4	3	7	0.3	6	0	1	2	3	1	5	0.2

Villanova University Men's Basketball
Clutch Free Throw Shooting

NAME	LAST 5 MINUTES			LAST 2 MINUTES AND OT			SEASON			CAREER		
	FT	FTA	FT%	FT	FTA	FT%	FT	FTA	FT%	FT	FTA	FT%
Anderson, Dwayne	4	4	1.000	2	2	1.000	20	22	0.909	22	26	0.846
Benn, Bilal	12	18	0.667	7	10	0.700	19	33	0.576	26	43	0.605
Clark, Shane	18	20	0.900	16	18	0.889	38	52	0.731	55	81	0.679
Condon, Ross	2	4	0.500	2	4	0.500	2	4	0.500	2	4	0.500
Cunningham, Dante	12	16	0.750	8	12	0.667	75	98	0.765	88	131	0.672
Drummond, Casiem	3	7	0.429	1	3	0.333	4	13	0.308	4	13	0.308
Nardi, Mike	27	33	0.818	13	18	0.722	69	79	0.873	209	253	0.826
Ott, Andrew	0	0	---	0	0	---	0	0	---	0	0	---
Pena, Antonio	0	0	---	0	0	---	0	0	---	0	0	---
Redding, Reggie	5	8	0.625	5	8	0.625	13	22	0.591	13	22	0.591
Reynolds, Scottie	38	41	0.927	23	25	0.920	122	144	0.847	122	144	0.847
Sheridan, Will	8	12	0.667	4	6	0.667	43	58	0.741	171	242	0.707
Sumpter, Curtis	24	29	0.828	11	15	0.733	123	152	0.809	379	484	0.783
Tchuisi, Frank	2	2	1.000	2	2	1.000	3	4	0.750	3	4	0.750
TEAM TOTALS	155	194	0.799	94	123	0.764	531	681	0.780			

The Automated ScoreBook
Villanova Combined Team Statistics (as of Mar 04, 2007)
Conference games

RECORD:	OVERALL	HOME	AWAY	NEUTRAL
ALL GAMES.....	(9-7)	(5-3)	(4-4)	(0-0)
CONFERENCE.....	(9-7)	(5-3)	(4-4)	(0-0)
NON-CONFERENCE.....	(0-0)	(0-0)	(0-0)	(0-0)

##	Player	GP-GS	Min--Avg	---TOTAL---		---3-PTS---		FT-FTA	Pct	----REBOUNDS----				PF	FO	A	TO	Blk	Stl	Pts	Avg
				FG-FGA	Pct	3FG-FGA	Pct			Off	Def	Tot	Avg								
1	REYNOLDS, Scottie..	16-15	532 33.2	88-212	.415	43-100	.430	76-90	.844	6	46	52	3.3	48	3	65	60	3	28	295	18.4
34	SUMPTER, Curtis....	16-13	470 29.4	81-194	.418	23-64	.359	59-74	.797	46	78	124	7.8	55	4	11	32	17	16	244	15.3
12	NARDI, Mike.....	16-16	508 31.8	56-148	.378	32-93	.344	39-47	.830	4	35	39	2.4	31	1	55	29	1	10	183	11.4
33	CUNNINGHAM, Dante..	16-11	421 26.3	46-99	.465	0-0	.000	54-71	.761	49	43	92	5.8	52	3	9	31	8	19	146	9.1
20	CLARK, Shame.....	16-8	397 24.8	35-92	.380	16-47	.340	20-29	.690	27	34	61	3.8	48	2	16	24	4	17	106	6.6
50	SHERIDAN, Will....	16-16	414 25.9	21-60	.350	0-1	.000	17-19	.895	30	50	80	5.0	43	2	13	17	12	19	59	3.7
15	REDDING, Reggie....	13-0	242 18.6	13-38	.342	2-16	.125	6-14	.429	11	23	34	2.6	26	0	15	17	2	16	34	2.6
32	DRUMMOND, Casiem..	10-0	68 6.8	8-13	.615	0-0	.000	1-6	.167	8	6	14	1.4	8	0	2	5	0	5	17	1.7
04	CONDON, Ross.....	2-1	8 4.0	0-4	.000	0-2	.000	2-4	.500	1	1	2	1.0	0	0	0	2	0	2	2	1.0
3	BENN, Bilal.....	13-0	95 7.3	4-7	.571	0-0	.000	2-4	.500	10	6	16	1.2	10	0	4	5	0	4	10	0.8
22	ANDERSON, Dwayne..	9-0	41 4.6	1-8	.125	0-6	.000	0-0	.000	3	2	5	0.6	3	0	0	2	0	0	2	0.2
42	TCHUISI, Frank....	2-0	4 2.0	0-0	.000	0-0	.000	0-0	.000	0	0	0	0.0	0	0	0	0	0	0	0	0.0
TEAM.....										39	33	72	4.5	2		5					
Total.....		16	3200	353-875	.403	116-329	.353	276-358	.771	234	357	591	36.9	326	15	190	229	47	136	1098	68.6
Opponents.....		16	3200	336-809	.415	128-351	.365	266-377	.706	176	330	506	31.6	306	-	201	236	89	115	1066	66.6

TEAM STATISTICS	VU	OPP	DATE	OPPONENT	W/L	SCORE	ATTEND
SCORING.....	1098	1066	*01/03/07	at No. 25 West Virginia	L	56-67	8025
Points per game.....	68.6	66.6	*01/06/07	DEPAUL	L	65-73	6500
Scoring margin.....	+2.0	-	*01/08/07	at No. 14 Georgetown	W	56-52	11816
FIELD GOALS-ATT.....	353-875	336-809	*01/13/07	at Syracuse	L	64-75	26874
Field goal pct.....	.403	.415	*01/17/07	NO. 20 NOTRE DAME	W	102-87	6500
3 POINT FG-ATT.....	116-329	128-351	*01/23/07	at Providence College	W	82-73	9568
3-point FG pct.....	.353	.365	*01/27/07	at Notre Dame	L	63-66	11418
3-pt FG made per game..	7.3	8.0	*01/29/07	NO. 7 PITTSBURGH	L	59-65	18017
FREE THROWS-ATT.....	276-358	266-377	*02/03/07	LOUISVILLE	W	57-53	17133
Free throw pct.....	.771	.706	*02/10/07	at Seton Hall	W	78-69	12450
REBOUNDS.....	591	506	*02/14/07	CINCINNATI	W	64-48	6500
Rebounds per game.....	36.9	31.6	*02/17/07	NO. 14 GEORGETOWN	L	55-58	19089
Rebounding margin.....	+5.3	-	*02/19/07	at 16/16 Marquette	L	67-80	17959
ASSISTS.....	190	201	*02/24/07	RUTGERS	W	74-51	6500
Assists per game.....	11.9	12.6	*02/28/07	at CONNECTICUT	W	78-74	10167
TURNOVERS.....	229	236	*03/03/07	SYRACUSE	W	78-75	18403
Turnovers per game.....	14.3	14.8					
Turnover margin.....	+0.4	-					
Assist/turnover ratio..	0.8	0.9					
STEALS.....	136	115					
Steals per game.....	8.5	7.2					
BLOCKS.....	47	89					
Blocks per game.....	2.9	5.6					
WINNING STREAK.....	3	-					
Home win streak.....	2	-					
ATTENDANCE.....	98642	108277					
Home games-Avg/Game....	8-12330	8-13535					
Neutral site-Avg/Game..	-	0-0					

SCORE BY PERIODS:	1st	2nd	Total
Villanova.....	529	569	- 1098
Opponents.....	476	590	- 1066

The Automated ScoreBook
Villanova Combined Team Statistics (as of Mar 04, 2007)
All games

RECORD:	OVERALL	HOME	AWAY	NEUTRAL
ALL GAMES.....	(21-9)	(10-4)	(9-4)	(2-1)
CONFERENCE.....	(9-7)	(5-3)	(4-4)	(0-0)
NON-CONFERENCE.....	(12-2)	(5-1)	(5-0)	(2-1)

##	Player	GP-GS	Min--Avg	---TOTAL---		---3-PTS---		---REBOUNDS---				PF	FO	A	TO	Blk	Stl	Pts	Avg		
				FG-FGA	Pct	3FG-FGA	Pct	FT-FTA	Pct	Off	Def									Tot	Avg
34	SUMPTER, Curtis....	29-26	861 29.7	163-358	.455	45-119	.378	123-152	.809	77	134	211	7.3	89	4	26	64	26	29	494	17.0
01	REYNOLDS, Scottie..	30-29	868 28.9	123-308	.399	56-144	.389	122-144	.847	12	75	87	2.9	81	3	124	93	4	43	424	14.1
12	NARDI, Mike.....	30-30	946 31.5	123-306	.402	69-185	.373	69-79	.873	8	70	78	2.6	57	1	122	62	2	28	384	12.8
33	CUNNINGHAM, Dante..	30-24	816 27.2	94-173	.543	1-1	1.000	75-98	.765	81	82	163	5.4	88	4	23	53	19	38	264	8.8
20	CLARK, Shame.....	30-10	727 24.2	82-189	.434	38-100	.380	39-54	.722	44	80	124	4.1	88	6	30	45	11	25	241	8.0
50	SHERIDAN, Will.....	30-30	752 25.1	57-127	.449	1-6	.167	43-58	.741	62	89	151	5.0	82	3	21	34	29	32	158	5.3
22	ANDERSON, Dwayne...	23-0	211 9.2	24-67	.358	13-49	.265	20-22	.909	13	31	44	1.9	16	0	10	12	0	11	81	3.5
15	REDDING, Reggie....	25-0	357 14.3	21-72	.292	4-33	.121	13-22	.591	19	36	55	2.2	33	0	23	22	4	22	59	2.4
03	BENN, Bilal.....	27-0	260 9.6	17-34	.500	0-2	.000	19-33	.576	18	23	41	1.5	30	1	14	19	1	16	53	2.0
32	DRUMMOND, Casiem...	18-0	137 7.6	14-28	.500	0-0	.000	4-13	.308	17	18	35	1.9	20	0	3	6	1	5	32	1.8
04	CONDON, Ross.....	8-1	30 3.8	2-7	.286	1-3	.333	2-4	.500	1	3	4	0.5	0	0	1	6	0	3	7	0.9
42	TCHUISI, Frank.....	13-0	35 2.7	1-5	.200	0-0	.000	3-4	.750	2	1	3	0.2	4	0	0	2	1	0	5	0.4
TEAM.....										58	50	108	3.6	3		6					
Total.....		30	6000	721-1674	.431	228-642	.355	532-683	.779	412	692	1104	36.8	591	22	397	424	98	252	2202	73.4
Opponents.....		30	6000	633-1545	.410	222-613	.362	448-644	.696	320	615	935	31.2	600	-	354	491	127	197	1936	64.5

TEAM STATISTICS	VU	OPP	DATE	OPPONENT	W/L	SCORE	ATTEND
SCORING.....	2202	1936	11/11/06	at Northwood University	W	97-60	1500
Points per game.....	73.4	64.5	11/17/06	vs College of Charleston	W	81-68	2468
Scoring margin.....	+8.9	-	11/19/06	vs Xavier	L	66-71	2468
FIELD GOALS-ATT.....	721-1674	633-1545	11/20/06	vs Iowa	W	89-60	2468
Field goal pct.....	.431	.410	11/25/06	NAVY	W	70-61	6500
3 POINT FG-ATT.....	228-642	222-613	11/30/06	at Stony Brook	W	72-44	4285
3-point FG pct.....	.355	.362	12/02/06	at Penn	W	99-89	8458
3-pt FG made per game..	7.6	7.4	12/06/06	at Oklahoma	W	67-51	9772
FREE THROWS-ATT.....	532-683	448-644	12/09/06	DREXEL	L	76-81	6500
Free throw pct.....	.779	.696	12/20/06	RIDER	W	108-61	6500
REBOUNDS.....	1104	935	12/23/06	at LASALLE	W	64-51	4000
Rebounds per game.....	36.8	31.2	12/30/06	TEMPLE	W	83-65	6500
Rebounding margin.....	+5.6	-	*01/03/07	at No. 25 West Virginia	L	56-67	8025
ASSISTS.....	397	354	*01/06/07	DEPAUL	L	65-73	6500
Assists per game.....	13.2	11.8	*01/08/07	at No. 14 Georgetown	W	56-52	11816
TURNOVERS.....	424	491	*01/13/07	at Syracuse	L	64-75	26874
Turnovers per game....	14.1	16.4	*01/17/07	NO. 20 NOTRE DAME	W	102-87	6500
Turnover margin.....	+2.2	-	01/20/07	NO. 21 TEXAS	W	76-69	18742
Assist/turnover ratio..	0.9	0.7	*01/23/07	at Providence College	W	82-73	9568
STEALS.....	252	197	*01/27/07	at Notre Dame	L	63-66	11418
Steals per game.....	8.4	6.6	*01/29/07	NO. 7 PITTSBURGH	L	59-65	18017
BLOCKS.....	98	127	*02/03/07	LOUISVILLE	W	57-53	17133
Blocks per game.....	3.3	4.2	02/06/07	SAINT JOSEPH'S	W	56-39	6500
WINNING STREAK.....	3	-	*02/10/07	at Seton Hall	W	78-69	12450
Home win streak.....	2	-	*02/14/07	CINCINNATI	W	64-48	6500
ATTENDANCE.....	149884	143696	*02/17/07	NO. 14 GEORGETOWN	L	55-58	19089
Home games-Avg/Game...	14-10706	13-10484	*02/19/07	at 16/16 Marquette	L	67-80	17959
Neutral site-Avg/Game..	-	3-2468	*02/24/07	RUTGERS	W	74-51	6500
			*02/28/07	at CONNECTICUT	W	78-74	10167
SCORE BY PERIODS:	1st	2nd	Total	*03/03/07	W	78-75	18403

Villanova.....	1068	1134	-	2202			
Opponents.....	857	1079	-	1936			