



RECORD BOOK

THROUGH THE 2025 BASEBALL SEASON





VCU BASEBALL QUICK FACTS

VIRGINIA COMMONWEALTH UNIVERSITY

Location Richmond, Va.
 Founded 1838
 Enrollment 32,000
 Nickname Rams
 Colors Black & Gold
 Affiliation NCAA Division I
 Conference Atlantic 10 (A-10)
 President Dr. Michael Rao, Ph.D
 Director of Athletics Ed McLaughlin

VCU BASEBALL PROGRAM HISTORY

First Year 1969
 All-Time Record 1,504-1,280-7
 NCAA Tournament Appearances 14
 (1988, 1992, 1998, 1999, 2001, 2002, 2003, 2005, 2007, 2010, 2015, 2021, 2022, 2024)
 Conference Regular Season Titles 7
 (1992, 1997, 1998, 2003, 2017, 2019, 2021)
 Conference Tournament Titles 10
 (1988, 2002, 2003, 2005, 2007, 2010, 2015, 2021, 2022, 2024)
 MLB Draft Picks 57

THE DIAMOND

Home Field The Diamond
 Opened 1985
 Capacity 9,560
 Dimensions LF-330, CF-402, RF-330
 Surface Grass

COACHING STAFF

Head Coach **Sean Thompson**
 Season at VCU Second Season
 Alma Mater VCU, 2018
 Record at VCU/Overall 17-37

Hitting Coach/Recruiting Coordinator **Chris O'Neill**
 Season at VCU Second Season
 Alma Mater King's College, 2012

Pitching Coach **JoJo Howie**
 Season at VCU Second Season
 Alma Mater VCU, 2015

Assistant Recruiting Coordinator **Andrew Llewellyn**
 Season at VCU Seventh Season
 Alma Mater Wingate, 2019

Sports Performance Coach Branden Myers


ATHLETICS COMMUNICATIONS

Media Contact Julia Gardiner
 Cell Phone (407) 432-8489
 Email gardinerj2@vcu.edu
 Website www.vcuathletics.com
 Athletics Social Media @vcuathletics
 Baseball Social Media @vcubaseball



RECORD BOOK CONTENTS

Year-by-Year Record	3
Record by Head Coach	4
NCAA Tournament Results	5
Conference Tournament Results	6
VCU in the MLB Draft / MLB Alumni	7
Individual Program Records	
Career Records	8
Season Records	9
Single-Game Records	10
Team Records / Year-by-Year Team Stats	11-12
Honors and Awards	13-15
Year-by-Year Schedule / Results	16-29
Misc. Records and Home / Neutral Site Records	30
Record vs. Opponent	31
Series History	32-42
VCU Baseball All-Time Roster	43-44
VCU Baseball Legends	45-50





YEAR-BY-YEAR RECORD

Year	Head Coach	Overall	Home	Road	Conference	Conf. Record
1969	Ed Allen	12-8-1	9-3	3-5-1	-----	-----
1970	Ed Allen	17-6	8-4	9-2	-----	-----
1971	Ed Allen	15-8	11-6	4-2	-----	-----
1972	Ed Allen	6-17	5-12	2-4	-----	-----
1973	Ed Allen	11-14	6-7	4-5	-----	-----
1974%	Ed Allen	12-9	9-6	3-3	-----	-----
1975	Ed Allen	7-16	5-12	2-4	-----	-----
1976	Bill Bailey	3-24-1	3-12-1	0-12	-----	-----
1977	Bill Bailey	5-31	3-15	2-16	-----	-----
1978	Bill Bailey	4-27	4-19	0-8	ECAC	2-9
1979	Lou Martin	15-18-1	14-8	1-10-1	ECAC	5-9
1980	Lou Martin	23-28-1	9-10-1	10-14	Sun Belt	-----
1981	Lou Martin	13-34	9-15	4-19	Sun Belt	2-10
1982	Lou Martin	9-24	6-7	3-17	Sun Belt	2-4
1983	Tony Guzzo	13-32	6-14	7-18	Sun Belt	0-16
1984	Tony Guzzo	19-28	9-12	9-16	Sun Belt	4-12
1985	Tony Guzzo	20-32	9-11	11-21	Sun Belt	4-14
1986	Tony Guzzo	26-32	20-13	5-18	Sun Belt	4-13
1987	Tony Guzzo	25-22	14-9	11-13	Sun Belt	5-11
1988#*	Tony Guzzo	45-16-1	29-6-1	13-8	Sun Belt	11-5-1
1989	Tony Guzzo	30-15	19-7	11-6	Sun Belt	8-7
1990	Tony Guzzo	18-29	14-13	4-16	Sun Belt	2-14
1991	Tony Guzzo	38-20	27-7	11-11	Sun Belt	9-8
1992^*	Tony Guzzo	35-22	20-6	12-15	Metro	10-6
1993	Tony Guzzo	30-27	22-10	8-17	Metro	4-10
1994	Tony Guzzo	30-25-1	20-13-1	10-10	Metro	9-9
1995	Paul Keyes	23-35	17-8	6-26	Metro	7-11
1996	Paul Keyes	34-22	21-6	11-13	CAA	11-7
1997^	Paul Keyes	32-23	17-8	12-12	CAA	15-4
1998^*	Paul Keyes	46-15	20-4	22-7	CAA	18-2
1999*	Paul Keyes	41-20	22-5	13-10	CAA	14-6
2000	Paul Keyes	39-22	20-8	15-12	CAA	9-12
2001*	Paul Keyes	41-19	23-5	14-10	CAA	12-8
2002#*	Paul Keyes	38-27	22-6	10-16	CAA	13-8
2003^#*	Paul Keyes	46-13	29-4	12-7	CAA	17-3
2004	Paul Keyes	34-24	20-12	13-11	CAA	14-10
2005#*	Paul Keyes	33-22	18-9	11-11	CAA	14-10
2006	Paul Keyes	34-24	18-7	13-15	CAA	18-11
2007#*	Paul Keyes	37-23	22-10	12-12	CAA	18-11
2008	Paul Keyes	15-30	10-14	5-16	CAA	8-17
2009	Paul Keyes	20-26	14-10	6-16	CAA	8-16
2010#*	Paul Keyes	34-26-1	17-12-1	15-12	CAA	16-7-1
2011	Paul Keyes	22-32	13-18	9-14	CAA	12-18
2012	Paul Keyes	34-25	18-11	14-12	CAA	15-15
2013	Shawn Stiffler	28-26	14-11	11-15	Atlantic 10	12-12
2014	Shawn Stiffler	37-20	18-7	17-11	Atlantic 10	15-10
2015#*	Shawn Stiffler	40-25	14-6	16-13	Atlantic 10	14-10
2016	Shawn Stiffler	38-19	18-7	17-9	Atlantic 10	15-7
2017^	Shawn Stiffler	35-22	19-8	14-12	Atlantic 10	19-5
2018	Shawn Stiffler	34-23	20-8	10-13	Atlantic 10	14-10
2019^	Shawn Stiffler	39-19	19-7	19-9	Atlantic 10	19-5
2020	Shawn Stiffler	9-8	6-2	3-5	Atlantic 10	-----
2021^#*	Shawn Stiffler	38-16	20-3	17-12	Atlantic 10	13-3
2022#*	Shawn Stiffler	42-20	20-8	17-11	Atlantic 10	19-5
2023	Bradley LeCroy	25-30	18-12	6-17	Atlantic 10	11-13
2024#*	Bradley LeCroy	38-23	18-9	12-13	Atlantic 10	15-8
2025	Sean Thompson	17-37	8-19	8-18	Atlantic 10	10-20
All-Time		1,504-1,280-7	863-521-5	539-680-2		496-441-2

^ - Conference Regular Season Champions
 # - Conference Tournament Champions
 * - NCAA Tournament Appearance
 % - 1974 First year recorded as an NCAA Division I Program
 2020 Season Cut Short Due to Covid-19 Pandemic

Record by Conference Affiliation
 ECAC (1978-79) ... 7-18..... (.280)
 Sun Belt (1980-1991) ... 51-114-1..... (.310)
 Metro (1992-1995) ... 30-36..... (.455)
 CAA (1996-2012) ... 232-165-1 ... (.584)
 Atlantic 10 (2013-Pres.) ... 176-108..... (.620)



RECORD BY HEAD COACH

Year	Head Coach	Overall	Home	Road	Conference	Conf. Record
1969	Ed Allen	12-8-1	9-3	3-5-1	-----	-----
1970	Ed Allen	17-6	8-4	9-2	-----	-----
1971	Ed Allen	15-8	11-6	4-2	-----	-----
1972	Ed Allen	6-17	5-12	2-4	-----	-----
1973	Ed Allen	11-14	6-7	4-5	-----	-----
----- VCU Baseball's First Season in NCAA Division I -----						
1974	Ed Allen	12-9	9-6	3-3	-----	-----
1975	Ed Allen	7-16	5-12	2-4	-----	-----
1969-75	Ed Allen (7 Seasons)	80-75-1 (.516)	53-50	12-7-1		
1976	Bill Bailey	3-24-1	3-12-1	0-12	-----	-----
1977	Bill Bailey	5-31	3-15	2-16	-----	-----
1978	Bill Bailey	4-27	4-19	0-8	ECAC	2-9
1976-78	Bill Bailey (3 Seasons)	12-82-1 (.132)	10-46-1	2-36		2-9 (.182)
1979	Lou Martin	15-18-1	14-8	1-10-1	ECAC	5-9
1980	Lou Martin	23-28-1	9-10-1	10-14	Sun Belt	-----
1981	Lou Martin	13-34	9-15	4-19	Sun Belt	2-10
1982	Lou Martin	9-24	6-7	3-17	Sun Belt	2-4
1979-82	Lou Martin (4 Seasons)	60-104-2 (.367)	38-40-1	18-60-1		9-23 (.281)
1983	Tony Guzzo	13-32	6-14	7-18	Sun Belt	0-16
1984	Tony Guzzo	19-28	9-12	9-16	Sun Belt	4-12
1985	Tony Guzzo	20-32	9-11	11-21	Sun Belt	4-14
1986	Tony Guzzo	26-32	20-13	5-18	Sun Belt	4-13
1987	Tony Guzzo	25-22	14-9	11-13	Sun Belt	5-11
1988#*	Tony Guzzo	45-16-1	29-6-1	13-8	Sun Belt	11-5-1
1989	Tony Guzzo	30-15	19-7	11-6	Sun Belt	8-7
1990	Tony Guzzo	18-29	14-13	4-16	Sun Belt	2-14
1991	Tony Guzzo	38-20	27-7	11-11	Sun Belt	9-8
1992^*	Tony Guzzo	35-22	20-6	12-15	Metro	10-6
1993	Tony Guzzo	30-27	22-10	8-17	Metro	4-10
1994	Tony Guzzo	30-25-1	20-13-1	10-10	Metro	9-9
1983-94	Tony Guzzo (12 Seasons)	329-300-2 (.523)	209-121-2	112-169		70-125-1 (.360)
1995	Paul Keyes	23-35	17-8	6-26	Metro	7-11
1996	Paul Keyes	34-22	21-6	11-13	CAA	11-7
1997^	Paul Keyes	32-23	17-8	12-12	CAA	15-4
1998^*	Paul Keyes	46-15	20-4	22-7	CAA	18-2
1999*	Paul Keyes	41-20	22-5	13-10	CAA	14-6
2000	Paul Keyes	39-22	20-8	15-12	CAA	9-12
2001*	Paul Keyes	41-19	23-5	14-10	CAA	12-8
2002#*	Paul Keyes	38-27	22-6	10-16	CAA	13-8
2003^#*	Paul Keyes	46-13	29-4	12-7	CAA	17-3
2004	Paul Keyes	34-24	20-12	13-11	CAA	14-10
2005#*	Paul Keyes	33-22	18-9	11-11	CAA	14-10
2006	Paul Keyes	34-24	18-7	13-15	CAA	18-11
2007#*	Paul Keyes	37-23	22-10	12-12	CAA	18-11
2008	Paul Keyes	15-30	10-14	5-16	CAA	8-17
2009	Paul Keyes	20-26	14-10	6-16	CAA	8-16
2010#*	Paul Keyes	34-26-1	17-12-1	15-12	CAA	16-7-1
2011	Paul Keyes	22-32	13-18	9-14	CAA	12-18
2012	Paul Keyes	34-25	18-11	14-12	CAA	15-15
1995-2012	Paul Keyes (18 Seasons)	603-428-1 (.585)	341-157-1	213-232		239-176-1 (.576)
2013	Shawn Stiffler	28-26	14-11	11-15	Atlantic 10	12-12
2014	Shawn Stiffler	37-20	18-7	17-11	Atlantic 10	15-10
2015#*	Shawn Stiffler	40-25	14-6	16-13	Atlantic 10	14-10
2016	Shawn Stiffler	38-19	18-7	17-9	Atlantic 10	15-7
2017^	Shawn Stiffler	35-22	19-8	14-12	Atlantic 10	19-5
2018	Shawn Stiffler	34-23	20-8	10-13	Atlantic 10	14-10
2019^	Shawn Stiffler	39-19	19-7	19-9	Atlantic 10	19-5
2020	Shawn Stiffler	9-8	6-2	3-5	Atlantic 10	-----
2021^#*	Shawn Stiffler	38-16	20-3	17-12	Atlantic 10	13-3
2022#*	Shawn Stiffler	42-20	20-8	17-11	Atlantic 10	19-5
2013-22	Shawn Stiffler (10 Seasons)	340-198 (.632)	168-67	141-110		140-67 (.676)
2023	Bradley LeCroy	25-30	18-12	6-17	Atlantic 10	11-13
2024#*	Bradley LeCroy	38-23	18-9	12-13	Atlantic 10	15-8
2023-24	Bradley LeCroy (2 Seasons)	63-53 (.543)	36-21	18-30		26-21 (.553)
2025	Sean Thompson	17-37	8-19	8-18	Atlantic 10	10-20
Current	Sean Thompson (Current)	17-37 (.315)	8-19	8-18	Atlantic 10	10-20 (.333)

COACHING TOP 5 BY...

Victories

1. Paul Keyes	603
2. Shawn Stiffler	340
3. Tony Guzzo	329
4. Ed Allen	80
5. Bradley LeCroy	63

Win Percentage

1. Shawn Stiffler	.632
2. Paul Keyes	.585
3. Bradley LeCroy	.543
4. Tony Guzzo	.523
5. Ed Allen	.516

Games Coached

1. Paul Keyes	1032
2. Tony Guzzo	631
3. Shawn Stiffler	538
4. Lou Martin	166
5. Ed Allen	156

Conference Victories

1. Paul Keyes	239
2. Shawn Stiffler	140
3. Tony Guzzo	70
4. Bradley LeCroy	26
5. Sean Thompson	10

Conf. Win Percentage

1. Shawn Stiffler	.676
2. Paul Keyes	.576
3. Bradley LeCroy	.553
4. Tony Guzzo	.360
5. Sean Thompson	.333

POSTSEASON...

NCAA Appearances

Paul Keyes	8
Shawn Stiffler	3
Tony Guzzo	2
Bradley LeCroy	1

Conf. Tournament Titles

Paul Keyes	5
Shawn Stiffler	3
Tony Guzzo	1
Bradley LeCroy	1

Regular Season Titles

Paul Keyes	3
Shawn Stiffler	3
Tony Guzzo	1

^ - Conference Regular Season Champions | # - Conference Tournament Champions | * - NCAA Tournament Appearance

1988

ATLANTIC REGIONAL (NO. 5 SEED)
AT CORAL GABLES, FLA.
COACH: TONY GUZZO

May 25	vs. #22 Georgia Tech (2)	L	6-9
May 26	vs. Towson State (6)	L	2-4

1992

CENTRAL REGIONAL (NO. 6 SEED)
AT AUSTIN, TEXAS
COACH: TONY GUZZO

May 22	at #5 Texas (1)	L	0-2
May 23	vs. SW Louisiana (5)	W	12-5
May 24	vs. #21 Creighton (3)	W	5-4 (11)
May 24	vs. #13 Long Beach St. (2)	W	16-6
May 25	at #5 Texas (1)	W	4-2
May 25	at #5 Texas (1)	L	3-12

1998

EAST REGIONAL (NO. 3 SEED)
TIGER FIELD AT CLEMSON, S.C.
COACH: PAUL KEYES

May 21	vs. South Alabama (4)	L	1-2
May 22	vs. #6 USC (1)	W	14-4
May 23	vs. The Citadel (5)	W	3-2 (11)
May 24	vs. South Alabama (4)	L	0-6

1999

LOS ANGELES REGIONAL (NO. 3 SEED)
DEDEAUX FIELD AT LOS ANGELES, CALIF.
COACH: PAUL KEYES

May 28	at #14 USC (2)	L	0-10
May 29	vs. Harvard (4)	W	3-2
May 29	vs. #12 Pepperdine (1)	L	5-12

2001

BATON ROUGE REGIONAL (NO. 2 SEED)
ALEX BOX STADIUM AT BATON ROUGE, LA.
COACH: PAUL KEYES

May 25	vs. California (3)	W	9-7
May 26	at #11 LSU (1)	L	9-13
May 26	vs. California (3)	W	11-2
May 27	at #11 LSU (1)	W	10-7
May 27	at #11 LSU (1)	L	9-14

2002

COLUMBIA REGIONAL (NO. 4 SEED)
AT COLUMBIA, S.C.
COACH: PAUL KEYES

May 31	at #5 South Carolina (1)	L	3-6
June 1	vs. James Madison (3)	L	2-5

2003

WILSON REGIONAL (NO. 2 SEED)
AT WILSON, N.C.
COACH: PAUL KEYES

May 30	vs. Western Carolina (3)	W	6-0
May 31	at #12 NC State (1)	L	3-4 (10)
May 31	vs. Western Carolina (3)	L	0-2

2005

CORAL GABLES REGIONAL (NO. 4 SEED)
AT CORAL GABLES, FLA.
COACH: PAUL KEYES

June 3	at #11 Miami (Fla.) (1)	L	2-6
June 4	vs. Florida Atlantic (3)	L	1-3

2007

MYRTLE BEACH REGIONAL (NO. 4 SEED)
AT MYRTLE BEACH, S.C.
COACH: PAUL KEYES

June 1	at #10 Coastal Carolina (1)	L	1-7
June 3	vs. St. John's (3)	L	4-5

2010

CHARLOTTESVILLE REGIONAL (NO. 4 SEED)
AT CHARLOTTESVILLE, VA.
COACH: PAUL KEYES

June 4	vs. #1 Virginia (1)	L	4-15
June 5	vs. St. John's (3)	L	6-8

2015

DALLAS REGIONAL CHAMPION

DALLAS REGIONAL (NO. 4 SEED)
AT DALLAS, TEXAS
COACH: SHAWN STIFFLER

May 29	at #14 Dallas Baptist (1)	W	7-2
May 31	vs. #18 Oregon State (2)	W	5-1
June 1	at #14 Dallas Baptist (1)	L	1-2
June 1	at #14 Dallas Baptist (1)	W	3-1

CORAL GABLES SUPER REGIONAL
AT CORAL GABLES, FLA.

June 5	at #8 Miami (Fla.)	L	2-3
June 6	at #8 Miami (Fla.)	L	3-10

2021

STARKVILLE REGIONAL (NO. 2 SEED)
AT STARKVILLE, MISS.
COACH: SHAWN STIFFLER

June 4	vs. Campbell (3)	W	19-4
June 5	at #7 Mississippi St. (1)	L	4-16
June 6	vs. Campbell (3)	L	10-19

2022

CHAPEL HILL REGIONAL (NO. 3 SEED)
BOSHAMER STADIUM AT CHAPEL HILL, N.C.
COACH: SHAWN STIFFLER

June 3	vs. Georgia (2)	W	8-1
June 4	at #10 North Carolina (1)	W	4-3
June 5	at #10 North Carolina (1)	L	8-19
June 6	at #10 North Carolina (1)	L	3-7

2024

GREENVILLE REGIONAL (NO. 3 SEED)
AT GREENVILLE, N.C.
COACH: BRADLEY LECROY

May 31	vs. #22 Wake Forest (2)	W	1-0
June 1	vs. Evansville (4)	L	11-17
June 2	at #16 East Carolina (1)	L	7-10



2015: VCU Defeats Host Dallas Baptist in Dallas Regional, Advances to First Super Regional in Program History

2024: LHP Christian Gordon's masterful 7.2 innings of two-hit ball leads the Rams to an NCAA Regional-opening shutout victory over #22 Wake Forest



SUN BELT CONFERENCE



1980

AT MOBILE, ALA. (NO. 4 SEED)

May 9	vs. Jacksonville (5)	L	4-5
May 10	vs. Charlotte (6)	W	6-5
May 11	vs. Georgia State (6)	L	3-6

1986

AT TAMPA, FLA. (NO. 4 EAST SEED)

May 13	at South Florida (W1)	L	4-13
May 14	vs. Charlotte (E3)	W	9-0
May 15	vs. Old Dominion (E2)	L	5-9

1988

TOURNAMENT CHAMPIONS

AT BOWLING GREEN, KY. (NO. 1 EAST SEED)

May 18	vs. South Florida (W3)	W	11-10
May 19	vs. Charlotte (E3)	W	9-0
May 20	at Western Kentucky (W1)	W	4-3
May 21	vs. Jacksonville (E2)	W	7-2

1989

AT JACKSONVILLE, FLA. (NO. 2 EAST SEED)

May 17	vs. South Alabama (W2)	L	5-6
May 18	vs. South Florida (W1)	L	5-9

1991

AT JACKSONVILLE, FLA. (NO. 3 EAST SEED)

May 15	vs. South Alabama (W1)	L	0-11
May 16	vs. Old Dominion (E2)	L	1-5

METRO CONFERENCE

1992

AT NEW ORLEANS, LA.

May 14	vs. Tulane	L	4-7
May 15	vs. Charlotte	L	7-16

1993

THE DIAMOND AT RICHMOND, VA.

May 20	vs. Virginia Tech	W	6-2
May 21	vs. Louisville	W	7-2
May 22	vs. Charlotte	W	11-4
May 22	vs. Tulane	W	7-2
May 23	vs. Charlotte	L	3-7
May 23	vs. Charlotte	L	6-13

1994

AT LOUISVILLE, KY.

May 18	at Tulane	L	5-6
May 19	vs. Louisville	W	6-5
May 20	vs. Southern Miss	L	6-8

1995

AT CHARLOTTE, N.C.

May 17	vs. Charlotte	L	0-9
May 19	vs. Louisville	L	3-5

COLONIAL ATHLETIC ASSOC.



1996

AT KINSTON, N.C. (NO. 3 SEED)

May 14	vs. James Madison (6)	L	5-10
May 15	vs. Richmond (2)	W	12-4
May 16	vs. East Carolina (5)	W	10-0
May 17	vs. James Madison (6)	L	1-10

1997

AT KINSTON, N.C. (NO. 1 SEED)

May 13	vs. UNCW (8)	L	10-11
May 14	vs. George Mason (4)	W	15-8
May 15	vs. James Madison (3)	W	4-2
May 16	vs. William & Mary (6)	L	6-9

1998

AT KINSTON, N.C. (NO. 1 SEED)

May 12	vs. William & Mary (8)	W	7-4
May 13	vs. East Carolina (4)	W	5-2
May 14	vs. Richmond (2)	L	4-8
May 15	vs. Old Dominion (5)	L	6-7

1999

AT KINSTON, N.C. (NO. 3 SEED)

May 19	vs. UNCW (6)	W	4-1
May 20	vs. East Carolina (2)	L	7-8
May 21	vs. George Mason (4)	L	0-8

2000

AT MANTED, N.C. (NO. 5 SEED)

May 17	vs. James Madison (4)	W	4-1
May 18	vs. Old Dominion (1)	W	6-5
May 19	vs. East Carolina (2)	L	5-8
May 20	vs. William & Mary (8)	W	14-13
May 21	vs. East Carolina (2)	L	6-7

2001

AT MANTED, N.C. (NO. 1 SEED)

May 16	vs. James Madison (4)	W	7-6
May 17	vs. William & Mary (2)	L	3-8
May 18	vs. James Madison (4)	L	4-5

2002

TOURNAMENT CHAMPIONS AT MANTED, N.C. (NO. 6 SEED)

May 21	vs. UNCW (3)	W	4-3
May 22	vs. William & Mary (2)	L	0-1
May 23	vs. Delaware (4)	W	2-0
May 24	vs. George Mason (5)	W	13-10
May 24	vs. William & Mary (2)	W	11-5
May 25	vs. James Madison (1)	W	4-2
May 25	vs. James Madison (1)	W	4-0

2003

TOURNAMENT CHAMPIONS AT MANTED, N.C. (NO. 1 SEED)

May 21	vs. George Mason (6)	W	6-4
May 22	vs. James Madison (4)	W	11-3
May 24	vs. UNCW (2)	W	13-10
May 25	vs. George Mason (6)	W	3-0

2004

AT WILMINGTON, N.C. (NO. 3 SEED)

May 26	vs. William & Mary (4)	W	4-3
May 27	at UNCW (2)	L	3-12
May 28	vs. George Mason (1)	L	3-11

2005

TOURNAMENT CHAMPIONS AT WILMINGTON, N.C. (NO. 3 SEED)

May 25	vs. Towson (4)	W	6-5
May 26	vs. George Mason (2)	W	8-3
May 27	vs. George Mason (2)	W	5-3
May 28	vs. Towson (4)	W	13-6

2006

AT WILMINGTON, N.C. (NO. 4 SEED)

May 24	vs. Northeastern (3)	W	10-3
May 25	at UNCW (5)	L	2-8
May 26	vs. Georgia State (6)	W	6-1
May 26	vs. James Madison (1)	W	6-1
May 27	at UNCW (5)	W	14-7
May 28	at UNCW (5)	L	6-7

2007

TOURNAMENT CHAMPIONS AT WILMINGTON, N.C. (NO. 3 SEED)

May 23	at UNCW (4)	W	4-3
May 24	vs. Delaware (2)	W	10-6
May 25	vs. Old Dominion (1)	W	9-4
May 26	vs. Delaware (2)	W	10-4 (13)

2010

TOURNAMENT CHAMPIONS AT WILMINGTON, N.C. (NO. 3 SEED)

May 27	vs. Georgia State (2)	W	7-4
May 28	vs. James Madison (1)	W	6-3
May 29	vs. UNCW (4)	L	0-10
May 29	vs. UNCW (4)	W	7-5 (12)

2012

AT HARRISONBURG, VA. (NO. 5 SEED)

May 23	vs. George Mason (4)	W	11-7
May 24	vs. UNCW (1)	L	5-8
May 24	vs. Towson (6)	W	14-9
May 25	vs. Hofstra (2)	L	2-4

ATLANTIC 10 CONFERENCE



2014

AT ST. LOUIS, MO. (NO. 4 SEED)

May 21	vs. Richmond (5)	W	5-2
May 22	at Saint Louis (1)	W	9-4
May 23	vs. George Mason (3)	L	0-3
May 23	at Saint Louis (1)	W	8-6
May 24	vs. George Mason (3)	L	2-3

2015

TOURNAMENT CHAMPIONS AT ARLINGTON, VA. (NO. 5 SEED)

May 20	vs. Davidson (4)	W	11-0
May 21	vs. Saint Louis (1)	W	14-3
May 22	vs. Rhode Island (2)	W	8-2
May 23	vs. Rhode Island (2)	W	5-3

2016

AT BRONX, N.Y. (NO. 2 SEED)

May 25	vs. George Wash. (7)	W	5-1
May 26	vs. Davidson (6)	L	3-7
May 26	vs. George Wash. (7)	W	12-4
May 27	vs. Saint Joseph's (3)	L	1-13

2017

AT ST. LOUIS, MO. (NO. 1 SEED)

May 25	vs. George Wash. (4)	W	9-4
May 26	vs. Davidson (6)	W	7-3
May 27	vs. Davidson (6)	L	4-8
May 27	vs. Davidson (6)	L	4-11

2018

AT ARLINGTON, VA. (NO. 6 SEED)

May 23	vs. Fordham (3)	L	2-3
May 23	at George Wash. (7)	L	1-4

2019

AT BRONX, N.Y. (NO. 1 SEED)

May 22	vs. Fordham (4)	L	1-2
May 23	vs. Richmond (5)	L	2-6

2021

TOURNAMENT CHAMPIONS THE DIAMOND AT RICHMOND, VA. (NO. 1 SEED)

May 27	vs. Saint Joseph's (4)	W	15-4
May 28	vs. Rhode Island (3)	W	10-4
May 29	vs. Dayton (2)	W	7-6

2022

TOURNAMENT CHAMPIONS AT DAVIDSON, N.C. (NO. 2 SEED)

May 24	vs. Richmond (7)	W	4-3
May 25	vs. Saint Joseph's (6)	W	8-4
May 27	at Davidson (1)	W	14-6
May 28	vs. Richmond (7)	W	10-7

2024

TOURNAMENT CHAMPIONS AT TYSONS, VA. (NO. 2 SEED)

May 21	vs. Saint Joseph's (7)	W	4-2
May 25	vs. Dayton (3)	W	11-3
May 27	vs. Richmond (4)	W	13-7
May 28	vs. Richmond (4)	W	16-1

YEAR	PLAYER	RD.	PICK	TEAM	YEAR	PLAYER	RD.	PICK	TEAM
2024	Christian Gordon	16	482	Cubs	2004	Matt Prendergast	21	620	Rockies
2024	Brian Curley	16	474	Pirates	2003	Brian Marshall	5	144	Red Sox
2024	Brandon Eike	13	393	Mariners	2003	Sean Marshall	6	163	Cubs
2022	Tyler Locklear	2	58	Mariners	2003	Nick Jones	11	313	Cubs
2021	Danny Watson	15	453	Yankees	2003	Justin Mattison	35	1043	Marlins
2021	Bradford Webb	7	194	Rangers	2003	Daniel Lopaze	40	1183	Cubs
2019	Sam Ryan	12	357	Blue Jays	2001	Josh Artega	20	588	Cubs
2019	Zac Ching	10	311	Dodgers	2001	Pat McNair	43	1282	Astros
2019	Connor Gillispie	9	258	Orioles	2000	Jason Dubois	14	403	Cubs
2017	Logan Farrar	36	1071	Athletics	1998	Matt Burch	1	30	Royals
2015	Daniel Concepcion	12	369	Royals	1998	Brandon Inge	2	57	Tigers
2015	Vimael Machin	10	239	Cubs	1998	Chad Berryman	22	661	Angels
2013	Cody Yount	37	1113	White Sox	1996	Cordell Farley	10	278	Cardinals
2012	Blake Hauser	13	401	Mariners	1994	Erik Sauve'	19	533	Rangers
2012	Kyle Haynes	20	616	Pirates	1994	Adam Bryant	27	744	Reds
2010	Joe Van Meter	21	646	Rangers	1992	Matt Williams	4	98	Indians
2008	Jared Bolden	9	273	Rangers	1992	Jamie Brewington	10	271	Giants
2008	Christopher Jackson	29	872	Astros	1992	Mark Strittmatter	28	795	Rockies
2008	Cody Eppley	43	1293	Rangers	1991	David Sartain	18	466	Twins
2007	Sergio Miranda	13	419	White Sox	1991	Chris Vlasis	37	961	Cardinals
2007	Luke Pisker	17	520	Nationals	1990	Dan Flanagan	21	579	Giants
2006	Scott Sizemore	5	142	Tigers	1989	Jerry Dipoto	3	71	Indians
2006	Harold Mozingo	6	167	Royals	1989	Tim Barker	6	162	Dodgers
2006	Michael Gibbs	17	498	Rockies	1989	Scott Banton	46	1178	Cardinals
2005	Peter Farina	21	640	Cubs	1988	Scott Banton	27	700	Expos
2005	Alex Gary	22	653	Mariners	1987	Chris Pinder	15	377	Orioles
2004	Justin Orenduff	1	33	Dodgers	1986	Craig Lopez	5	123	Orioles
2004	Cla Meredith	6	185	Red Sox	1986	Jim Austin	6	144	Padres
					1984	Bill Smith*	1	21	Yankees

Bold Indicates Player Reached MLB | * Selected in Winter Draft

RAMS IN THE SHOW



Tyler Locklear, Seattle Mariners (2024)
Steph Chambers/Getty Images



Brandon Inge, Detroit Tigers (2011)
Getty Images via TMZ Sports

PLAYER	MAJOR LEAGUE BASEBALL TEAM
Connor Gillispie	Cleveland Guardians (2024), Miami Marlins (2025, Active)
Tyler Locklear	Seattle Mariners (2024, Active)
Vimael Machin	Oakland Athletics (2020-22)
Scott Sizemore	Detroit Tigers (2010-11), Athletics (2011, 2013), Yankees (2014)
Ian Thomas*	Atlanta Braves (2014-15), Los Angeles Dodgers (2015)
Cody Eppley	Texas Rangers (2011), New York Yankees (2012-13)
Sean Marshall	Chicago Cubs (2006-14)
Brandon Inge	Detroit Tigers (2001-12), Athletics (2012), Pirates (2013)
Jason Dubois	Chicago Cubs (2004-05), Indians (2005)
Cla Meredith	Boston Red Sox (2005), Padres (2006-09), Orioles (2009-10)
Jamie Brewington	San Francisco Giants (1995), Indians (2000)
Matt Williams	Milwaukee Brewers (2000)
Jerry Dipoto	Cleveland Ind. (1993-94), Mets (1995-96), Rockies (1997-2000)
Mark Strittmatter	Colorado Rockies (1998)
Jim Austin	Milwaukee Brewers (1991-93)

* Undrafted Free Agent



CAREER PROGRAM RECORDS

BATTING RECORDS

BATTING AVG. (MIN. 250 AB)

1. Erik Sauve', 1991-94394
2. Sergio Miranda, 2005-07376
Jared Bolden, 2006-08376
4. Jason Dubois, 1998-00375
5. Joe Van Meter, 2008-10365
6. Brandon Eike, 2023-24363
7. Tyler Locklear, 2020-22361
8. Tim Barker, 1987-89355
9. Bill Murray, 1978-80351
10. Tim St. Clair, 2005-06343

SLUGGING PCT. (MIN. 250 AB)

1. Tyler Locklear, 2020-22704
2. Jason Dubois, 1998-00645
3. Brandon Eike, 2023-24637
4. Jared Bolden, 2006-08611
5. Brandon Inge, 1996-98586
6. Erik Sauve', 1991-94584
7. Tim St. Clair, 2005-06573
8. Brandon Henson, 2019-21551
9. Joe Van Meter, 2008-10547
10. Scott Sizemore, 2004-06539

AT-BATS

1. Matt Davis, 1999-02*	907
2. Logan Farrar, 2014-17	898
3. Bill Cullen, 2011-14	881
4. Joey Cujas, 2011-14	880
5. Jose Pabon, 2000-03	862
6. Jay Ashcraft, 1994-97	825
7. Brian Mohr, 1997-00	822
8. Joe Meador, 2003-06	813
9. Vimal Machin, 2012-15	807
10. Erik Sauve', 1991-94	805

RUNS

1. Matt Davis, 1999-02*	245
2. Adam Knicely, 1986-89	207
3. Erik Sauve', 1991-94	204
4. Bill Cullen, 2011-14	190
5. Jay Ashcraft, 1994-97	188
6. Joe Meador, 2003-06	176
7. Mike Bell, 1990-93	175
8. Logan Farrar, 2014-17	172
9. Jason Dubois, 1998-00	166
10. Brian Mohr, 1997-00	162
Rob Grimes, 1989-93	162

HITS

1. Erik Sauve', 1991-94	317
2. Joey Cujas, 2011-14	294
3. Matt Davis, 1999-02	293
4. Logan Farrar, 2014-17	286
5. Sergio Miranda, 2005-07	283
6. Bill Cullen, 2011-14	279
7. Jay Ashcraft, 1994-97	263
8. Jim Lewentowicz, 1990-93	256
9. Jake Anthony, 1996-99	250
Kevin Elrod, 1998-01	250
Joe Meador, 2003-06	250

DOUBLES

1. Jose Pabon, 2000-03	67
2. Bill Cullen, 2011-14	66
3. Joey Cujas, 2011-14	58
4. Sergio Miranda, 2005-07	53
5. Cory Bauswell, 1998-01	52
6. Brandon Eike, 2023-24	51
Scott Sizemore, 2004-06	51
Erik Sauve', 1991-94	51
9. Jay Ashcraft, 1994-97	48
Adam Knicely, 1986-89	48

TRIPLES

1. Bill Cullen, 2011-14	20
2. Erik Sauve', 1991-94	18
3. Jay Ashcraft, 1994-97	17
4. Brian Mohr, 1997-00	14
Jared Bolden, 2006-08	14
6. Scott Sizemore, 2004-06	12
Mike Bell, 1990-93	12
8. Chris Vlasis, 1988-92	11
Joe Meador, 2003-06	11
Chris Jackson, 2006-08	11

HOME RUNS

1. Tyler Locklear, 2020-22	37
Jason Dubois, 1998-00	37
3. Darian Carpenter, 2014-17	32
4. Jake Anthony, 1996-99	30
Cory Bauswell, 1998-01	30
6. Brandon Inge, 1996-98	28
7. Juan Serrano, 1986-89	27
8. Brandon Eike, 2023-24	25
9. Jared Bolden, 2006-08	24
10. Joe Meador, 2003-06	23
Jim Lewentowicz, 1990-93	23

RUNS BATTED IN

1. Erik Sauve', 1991-94	217
2. Jim Lewentowicz, 1990-93	192
3. Jason Dubois, 1998-00	183
4. Jake Anthony, 1996-99	181
5. Cory Bauswell, 1998-01	165
Juan Serrano, 1986-89	165
7. Joey Cujas, 2011-14	162
8. Vimal Machin, 2012-15	155
9. Danny Lopaze, 2000-03	152
Tyler Locklear, 2020-22	152

WALKS

1. Adam Knicely, 1986-89	182
2. Jay Ashcraft, 1994-97	143
3. Erik Sauve', 1991-94	133
Matt Davis, 1999-02	133
5. Mike Bell, 1990-93	121
6. Steven Carpenter, 2017-21	115
7. Todd Campell, 1991-94	112
8. Danny Lopaze, 2000-03	111
Bill Cullen, 2011-14	111
10. Billy Webster, 1984-87	108

STOLEN BASES

1. Billy Webster, 1984-87	125
2. Matt Davis, 1999-02	122
3. Rob Grimes, 1989-93	101
4. Adam Knicely, 1986-89	98
5. Tim Barker, 1987-89	91
6. Rodney Wright, 1981-84	67
Jay Ashcraft, 1994-97	67
8. Anthony Granato, 2003-04	66
9. Joe Meador, 2003-06	64
10. Billy Wright, 1987-88	61

GAMES

1. Matt Davis, 1999-02	241
2. Jose Pabon, 2000-03	239
3. Jake Anthony, 1996-99	228
Erik Sauve', 1991-94	228
Logan Farrar, 2014-17	228
6. Todd Campell, 1991-94	226
7. Jay Ashcraft, 1994-97	222
Joey Cujas, 2011-14	222
Brian Mohr, 1997-00	222
10. Kevin Elrod, 1998-01	221

PITCHING RECORDS

ERA (MIN. 100 IP)

1. Marc Fisher, 1998-01	2.35
2. Cla Meredith, 2002-04	2.52
3. Danny Flanagan, 1987-90	2.62
4. Jonathan Watson, 2010-11	2.67
5. Sam Donko, 2016-17	2.72
6. Jerry Dipoto, 1987-89	2.89
7. Brian Marshall, 2001-03	2.93
8. Matt Lees, 2012-15	3.03
9. JoJo Howie, 2014-15	3.05
10. Connor Gillispie, 2017-19	3.09

VICTORIES

1. Marc Fisher, 1998-01	34
2. Sean Thompson, 2015-18	27
3. Matt Burch, 1996-98	26
Heath Dwyer, 2012-15	26
5. Bo Acors, 1999-02	25
Davy Martin, 1999-02	25
7. Matt Williams, 1990-92	24
Matt Prendergast, 2001-04	24
9. Harold Mazingo, 2004-06	22
Michael Ketterman, 1992-96	22
10. Chad Berryman, 1997-98	21
Cody Eppley, 2005-08	21

SAVES

1. Sam Donko, 2016-17	34
2. Adam Bryant, 1991-94	30
3. Brandon Inge, 1996-98*	24
4. Brian Marshall, 2001-03	22
5. Matt Lees, 2012-15	20
6. Mac McCarty, 2018-19	16
7. Cla Meredith, 2002-04	15
8. Daniel Concepcion, 2014-15	14
9. Robbie Andrews, 2007-10	13
10. Davy Martin, 1999-02	12
11. Luke Pisker, 2007	11

APPEARANCES

1. Adam Bryant, 1991-94	119
2. Matt Lees, 2011-15	117
3. Tommy Nuckols, 1992-95	110
4. Davy Martin, 1999-02	96
5. Mick Mattalano, 2004-07	94
6. Bo Acors, 1999-02	86
7. Brian Marshall, 2001-03	85
8. Cla Meredith, 2002-04	79
9. Robbie Andrews, 2007-10	76
10. Seth Cutler-Voltz, 2009-12	73

GAMES STARTED

1. Marc Fisher, 1998-01*	55
2. Heath Dwyer, 2011-15	53
3. Sean Thompson, 2015-18	51
4. Matt Burch, 1996-98	49
5. Matt Williams, 1990-92	48
Michael Ketterman, 1992-96	48
7. Seth Cutler-Voltz, 2009-12	47
8. John Leonard, 2004-07	43
9. Jeff Marr, 1992-95	41
Kyle Haynes, 2010-12	41
10. Matt Prendergast, 2001-04	40
Sean Marshall, 2001-03	40
Cody Eppley, 2005-08	40
Michael Dailey, 2016-21	40

COMPLETE GAMES

1. Matt Burch, 1996-98	20
2. Jerry Dipoto, 1987-89	17
David Fitzgerald, 1982-85	17
4. Craig Lopez, 1983-86	15
John Thomas, 1977-80	15
6. Matt Williams, 1990-92	13
7. Chris Pavlovich, 1983-86	12
8. Tony Helmick, 1987-89	10
David Fitzgerald, 1983-84	10
10. Jeff Zona, 1987-88	9
Ray Fields, 1979-80	9

INNINGS PITCHED

1. Marc Fisher, 1998-01	351.2
2. Seth Cutler-Voltz, 2009-12	338.1
3. Bo Acors, 1999-02	334.2
4. Heath Dwyer, 2012-15	332.2
5. Matt Burch, 1996-98	331.0
6. Michael Ketterman, 1992-96	315.0
7. Davy Martin, 1999-02	301.1
8. Matt Williams, 1990-92	300.2
9. Sean Thompson, 2015-18	300.1
10. Matt Prendergast, 2001-04	297.0

STRIKEOUTS

1. Matt Burch, 1996-98	288
2. Harold Mazingo, 2004-06	284
3. Marc Fisher, 1998-01	281
4. Bo Acors, 1999-02	279
5. Sean Marshall, 2001-03	254
6. Matt Williams, 1990-92	251
7. Sean Thompson, 2015-18	249
Justin Orenduff, 2003-04	249
Heath Dwyer, 2012-15	249
10. Davy Martin, 1999-02	235

* - Indicates conference record was set



SINGLE-SEASON PROGRAM RECORDS

BATTING RECORDS

BATTING AVG. (MIN. 100 AB)

1. Erik Sauve', 1994.....	.468
2. Jason Dubois, 2000.....	.435
3. Joe Van Meter, 2010.....	.434
4. Jake Anthony, 1999.....	.412
5. Tyler Locklear, 2022.....	.402
6. Sergio Miranda, 2006.....	.400
Erik Sauve', 1993.....	.400
8. Matt Davis, 2001.....	.396
9. Joshua Arteaga, 2001.....	.393
10. Richard Gonzalez, 2010391

AT-BATS

1. Logan Farrar, 2015.....	267
2. Sergio Miranda, 2007.....	262
3. Bill Cullen, 2012.....	259
4. Vimaél Machín, 2015.....	254
5. Nick Jones, 2002.....	253
6. Brandon Eike, 2024.....	251
7. Matt Davis, 2002.....	250
Jose Pabon, 2002.....	250
Sergio Miranda, 2006.....	250
10. Joe Van Meter, 2010.....	249

RUNS

1. Matt Davis, 2001*.....	84
2. Tyler Locklear, 2022.....	77
3. Matt Davis, 2000.....	70
Jason Dubois, 2000.....	70
5. Tyler Locklear, 2021.....	69
6. Brandon Inge, 1998.....	68
Mike Bell, 1992.....	68
8. Richard Gonzalez, 2010.....	67
Tim Barker, 1988.....	67
Adam Knicely, 1988.....	67

HITS

1. Joe Van Meter, 2010.....	108
2. Sergio Miranda, 2006.....	100
3. Sergio Miranda, 2007.....	97
4. Brandon Eike, 2024.....	95
Erik Sauve', 1994.....	95
6. Matt Davis, 2000.....	93
7. Richard Gonzalez, 2010.....	91
8. Matt Davis, 2001.....	90
Bill Cullen, 2012.....	90
Tyler Locklear, 2022.....	90

DOUBLES

1. Brandon Eike, 2024.....	27
2. Jose Pabon, 2002.....	26
3. Bill Cullen, 2012.....	25
Tyler Locklear, 2022.....	25
5. Brandon Eike, 2023.....	24
Scott Sizemore, 2005.....	24
Erik Sauve', 1994.....	24
8. Nick Jones, 2003.....	23
9. Brandon Inge, 1998.....	21
Nick Jones, 2002.....	21
Joey Cujas, 2012.....	21

TRIPLES

1. Bill Cullen, 2012.....	9
2. Erik Sauve', 1992.....	8
Chris Vlasis, 1991.....	8
4. Joe Van Meter, 2010.....	7
Jared Bolden, 2007.....	7
Chris Jackson, 2007.....	7
Scott Sizemore, 2006.....	7
Joe Meador, 2004.....	7
8. 8 others tied.....	6

HOME RUNS

1. Tyler Locklear, 2022.....	20
2. Jason Dubois, 2000.....	19
3. Jacob Lee, 2025#.....	17
4. Tyler Locklear, 2021.....	16
5. Darian Carpenter, 2017.....	15
Brandon Inge, 1998.....	15
7. Brandon Eike, 2024.....	14
8. Jim Lewentowicz, 1992.....	13
9. Connor Hujsak, 2022.....	12
Jared Bolden, 2008.....	12
Scott Sizemore, 2005.....	12
Juan Serrano, 1987.....	12
Chuck Hiter, 1985.....	12

RUNS BATTED IN

1. Tyler Locklear, 2022.....	78
2. Joe Van Meter, 2010.....	76
3. Jason Dubois, 2000.....	74
4. Brandon Eike, 2023.....	71
5. Joshua Arteaga, 2001.....	70
6. Jim Lewentowicz, 1992.....	66
Tyler Locklear, 2021#.....	66
8. Jacob Lee, 2025.....	65
Erik Sauve', 1993.....	65
10. Danny Lopaze, 2000.....	63

TOTAL BASES

1. Tyler Locklear, 2022.....	179
2. Brandon Eike, 2024.....	166
3. Joe Van Meter, 2010.....	165
4. Jason Dubois, 2000.....	163
5. Erik Sauve', 1994.....	151
6. Bill Cullen, 2012.....	148
7. Brandon Inge, 1998.....	146
8. Scott Sizemore, 2005.....	144
Erik Sauve', 1993.....	144
10. Brandon Eike, 2023.....	141

WALKS

1. Adam Knicely, 1986.....	63
2. Jason Dubois, 2000.....	51
3. Brandon Inge, 1998.....	50
4. William Bean, 2023.....	49
Cory Whitby, 1998.....	49
6. Charlie Scott, 1980.....	48
7. Tyler Locklear, 2022.....	47
8. Tyler Locklear, 2021.....	46
Adam Knicely, 1988.....	46
Kim Chambers, 1985.....	46

STOLEN BASES

1. Matt Davis, 2001.....	49
2. Anthony Granato, 2004.....	44
Cordell Farley, 1996.....	44
4. Tim Barker, 1988.....	42
5. Billy Webster, 1985.....	41
6. Rob Grimes, 1993.....	40
Billy Wright, 1988.....	40
8. Adam Knicely, 1988.....	39
9. Rodney Wright, 1984.....	37
Rob Grimes, 1992.....	37

HIT BY PITCH

1. Paul Nice, 2012.....	24
2. Tyler Locklear, 2022.....	23
3. Tyler Locklear, 2021.....	22
Jimmy Kerrigan, 2015.....	22
Jake Anthony, 1999.....	22
6. Trent Adelman, 2025.....	21
7. James Bunn, 2014.....	20
8. Chris McHugh, 2024.....	19
James Bunn, 2015.....	19
10. 3 others tied.....	18

TOUGHEST TO STRIKE OUT

AB:K (MIN. 100 AB)

1. Donnie Phillips, 1982^.....	58.5 (117/2)
2. Donnie Phillips, 1983.....	39.25 (157/4)
3. Casey Kleinman, 2025^.....	34.5 (138/4)
4. Adam Knicely, 1988.....	26.5 (212/8)
5. Barry Blake, 2010.....	21 (210/10)
6. Chris Ayers, 2014.....	20.67 (186/9)
7. Adam Knicely, 1989.....	18.89 (170/9)
8. Adam Knicely, 1987.....	15 (150/10)
9. Dave Wiltshire, 1981.....	12.7 (127/10)
10. Vemon Crockett, 1977.....	12.67 (114/9)

PITCHING RECORDS

ERA (MIN. 50 IP)

1. Cla Meredith, 2003*.....	1.19
2. Matt Lees, 2013.....	1.22
3. Michael Dailey, 2016.....	1.57
4. Mick Mattliano, 2007.....	1.78
5. Luke Pisker, 2007.....	1.85
6. Tommy Nuckols, 1995.....	1.99
7. Benjamin Dum, 2019.....	2.18
8. Jerry Dipoto, 1988.....	2.23
9. Justin Orenduff, 2003.....	2.27
10. Mark Dunford, 1988.....	2.33

VICTORIES

1. Jeff Zona, 1988.....	14
2. Chad Berryman, 1998*.....	13
3. Matt Burch, 1998.....	12
Matt Williams, 1992.....	12
5. Marc Fisher, 2000.....	11
6. Heath Dwyer, 2015.....	10
Jason Dubois, 1999.....	10
8. Tyler Davis, 2021.....	9
Brooks Vial, 2017.....	9
Justin Orenduff, 2003.....	9
Three Other Players Tied.....	9

SAVES

1. Sam Donko, 2016*.....	20
2. Mac McCarty, 2018.....	16
3. Sam Donko, 2017.....	14
Daniel Conception, 2015.....	14
5. Brian Marshall, 2003.....	12
Adam Bryant, 1993.....	12
7. Matt Lees, 2013.....	11
Luke Pisker, 2007.....	11
Brandon Inge, 1998*.....	11
10. Blake Hauser, 2012.....	10
Brian Marshall, 2002.....	10

APPEARANCES

1. Brian Marshall, 2002*.....	41
2. Matt Lees, 2015.....	35
3. Mick Mattliano, 2007.....	33
4. Matt Lees, 2012.....	32
Brian Marshall, 2003.....	32
Tommy Nuckols, 1994.....	32
Adam Bryant, 1994.....	32
8. Jonathan Watson, 2010.....	31
Luke Pisker, 2007.....	31
Shawn Patterson, 1998*.....	31
Adam Bryant 1994.....	31
Danny Flanagan, 1990.....	31

GAMES STARTED

1. Campbell Ellis, 2022^.....	21
2. Matt Williams, 1992.....	20
3. Connor Gillispie, 2018.....	18
Matt Burch, 1998.....	18
Chad Berryman, 1998.....	18
Heath Dwyer, 2015.....	18
7. Justin Orenduff, 2003.....	17
Seth Cutler-Voltz, 2010.....	17
JoJo Howie, 2015.....	17
Mason Delane, 2021.....	17

COMPLETE GAMES

1. Matt Burch, 1998.....	11
2. Matt Williams, 1992.....	10
Jerry Dipoto, 1988.....	10
4. Dale Watkins, 1981.....	9
5. Jeff Zona, 1988.....	8
6. Matt Burch, 1997.....	7
Craig Lopez, 1986.....	7
David Fitzgerald, 1985.....	7
9. David Fitzgerald, 1984.....	6
Ray Fields, 1980.....	6
John Thomas, 1977.....	6

INNINGS PITCHED

1. Matt Williams, 1992.....	142.2
2. Matt Burch, 1998*.....	139.0
3. Seth Cutler-Voltz, 2010.....	119.1
4. Jason Dubois, 1999.....	118.2
5. Jerry Dipoto, 1988.....	117.0
6. Chad Berryman, 1998.....	113.1
7. JoJo Howie, 2015.....	110.2
8. John Korn, 1999.....	108.0
9. Chad Berryman, 1997.....	107.1
10. Heath Dwyer, 2013.....	107.0

STRIKEOUTS

1. Justin Orenduff, 2004.....	129
2. Matt Burch, 1998.....	122
3. Justin Orenduff, 2003.....	120
4. Matt Williams, 1992.....	107
5. Christian Gordon, 2024.....	102
Jason Dubois, 1999.....	102
7. Harold Mozingo, 2005.....	101
Matt Burch, 1997.....	101
Harold Mozingo, 2006.....	101
10. Marc Fisher, 2001.....	99

- Current program freshman record
 * - Indicates conference record was set
 ^ - NCAA Division I statistical champion

INDIV. BATTING RECORDS

AT-BATS

9 Cody Acker, at Saint Louis, 5/23/2014
Chris Gerrity, vs. William & Mary, 4/21/2001
Anthony Linhardt, vs. Maryland, 3/4/1995

RUNS SCORED

6 Sergio Miranda, vs. Georgia State, 4/1/2006
Billy Webster, vs. SE Massachusetts, 3/12/1985

HITS

6 Cory Whitby, vs. Liberty, 4/20/1997

RUNS BATTED IN

9 Scott Sizemore, vs. FAIRFIELD-2, 3/6/2005

DOUBLES

3 16 times, last...
Joey Cujas, at Virginia Tech, 3/12/2014
& Taylor Buran, Bill Cullen (2), Richard Gonzalez, Carlos Rodriguez,
Sergio Miranda, Kwan Evans, Scott Sizemore, Pete Farina,
Nick Jones, Jose Pabon (2), Erik Sauve', Mike Bell
Original record set by David Wiltshire, vs. Richmond, 4/22/1981

TRIPLES

2 11 times, last...
James Bunn, at Kennesaw State, 2/19/2016
& Joe Van Meter, Jared Bolden (2), Scott Sizemore, Joe Meador,
Brian Mohr, Jeff Yarbrough, John Callis, Adam Knicely
Original record set by Charlie Scott, vs. Lynchburg, 4/11/1980

HOME RUNS

3 Four times, last...
Cooper Benzin, at UMass, 5/13/2022
& Joe Van Meter, Scott Sizemore
Original record set by Ben Lindsey, vs. George Wash., 3/3/1992

TOTAL BASES

14 Erik Sauve', vs. Louisville, 4/24/1994

WALKS

5 AJ Mathis, at Saint Joseph's, 4/9/2023
Kim Chambers, vs. Old Dominion, 5/15/1986

STOLEN BASES

6 Cory Whitby, vs. William & Mary, 4/25/1998

INDIV. PITCHING RECORDS

INNINGS PITCHED

11.1 Joey Morris, vs. James Madison, 4/29/1982
Don Clatterbough, vs. George Wash., 3/21/1969

STRIKEOUTS

16 Justin Orenduff, vs. James Madison, 4/3/2004
Steve Schultz, vs. Saint Paul's, 3/20/1979

MISC. BATTING

HIT FOR THE CYCLE

Joe Meador, at Longwood, 3/15/2006
Erik Sauve', vs. Louisville, 4/24/1994
Rusty Vernon, vs. Virginia, 4/1/1982

MISC. PITCHING

NO HITTERS

Steve Schultz, vs. Saint Paul's, 3/20/1979 (W, 15-2)
Don Clatterbough, vs. Oswego State, 3/31/1969 (W, 10-1)

TEAM BATTING RECORDS

AT-BATS

56 at Catholic (13 Inn.), 4/16/1979

RUNS SCORED

29 FDU, 2/29/2004

HITS

32 FDU, 2/29/2004

RUNS BATTED IN

29 FDU, 2/29/2004

DOUBLES

8 at CNU, 4/24/1985
at Virginia State, 4/3/1985

TRIPLES

4 at Norfolk State, 5/5/2010

HOME RUNS

8 at VMI, 3/5/2021

TOTAL BASES

54 at La Salle, 4/7/2019

WALKS

18 SE MASSACHUSETTS, 3/12/1985

STOLEN BASES

13 CNU, 3/13/1989

HIT BY PITCH

7 Five times
last ST. BONAVENTURE, 4/2/2023

TEAM PITCHING RECORDS

INNINGS PITCHED

19.0 at Maryland, 3/4/1995

STRIKEOUTS

20 at La Salle, 4/16/2016

TEAM DEFENSIVE RECORDS

ASSISTS


28 OLD DOMINION, 3/17/1989

DOUBLE PLAYS

5 HOWARD, 2/18/2002
CHARLOTTE, 3/26/1989

TRIPLE PLAYS

1 at Virginia, 4/29/2025
at Saint Louis, 5/22/2014
TOWSON, 3/10/2012
at Georgia State, 3/25/2011



2024: VCU goes undefeated in Atlantic 10 Tournament to capture third title in four seasons



YEAR-BY-YEAR TEAM STATISTICS

TEAM BATTING & DEFENSIVE FINAL STATS

YEAR	AVG.	GP	AB	R	H	2B	3B	HR	RBI	TB	SLG%	BB	HBP	SO	GDP	OBP	SF	SH	SB-ATT	PO	A	E	FLD%
1969	.254	21	615	98	156	21	7	9	--	218	.354	77	--	132	--	.332	--	--	28	477	202	43	.940
1970	--	--	--	--	--	--	--	--	--	--	--	--	--	--	--	--	--	--	--	--	--	--	--
1971	--	--	--	--	--	--	--	--	--	--	--	--	--	--	--	--	--	--	--	--	--	--	--
1972	--	--	--	--	--	--	--	--	--	--	--	--	--	--	--	--	--	--	--	--	--	--	--
1973	--	--	--	--	--	--	--	--	--	--	--	--	--	--	--	--	--	--	--	--	--	--	--
1974	.282	21	603	108	170	--	--	3	--	--	--	--	--	--	--	--	--	--	--	--	--	--	--
1975	.242	23	695	97	168	15	7	3	83	206	.296	77	6	146	--	.322	2	9	22-25	483	--	69	.875
1976	.239	28	736	98	176	18	8	11	87	243	.330	96	--	169	--	--	--	--	21-29	545	233	87	.899
1977	.250	36	1058	124	264	28	9	8	108	334	.316	104	--	201	--	--	--	--	37-45	789	367	105	.917
1978	.229	29*	909	127	208	21	8	13	106	284	.312	103	14	204	--	.315	5	16	23-32	696	304	78	.928
1979	.269	33*	1027	166	276	47	15	14	146	395	.385	140	10	187	--	.359	8	22	45-71	807	304	75	.937
1980	.270	52	1455	263	393	72	12	16	236	537	.369	275	14	235	--	.388	15	27	69-97	1158	482	114	.935
1981	.255	47	1293	243	330	63	15	18	216	477	.369	262	19	211	34	.383	20	18	46-64	1021	420	102	.934
1982	.268	33	1077	196	289	43	12	21	173	419	.389	187	6	153	18	.376	13	15	42-52	798	337	104	.916
1983	.265	45	1373	220	364	53	15	10	183	477	.347	189	10	195	26	.354	17	19	109-141	1041	472	119	.927
1984	.258	47	1418	251	366	52	13	29	204	531	.374	177	20	240	26	.346	11	27	99-126	1072	463	90	.945
1985	.292	52	1701	384	497	100	20	42	332	763	.449	283	16	264	30	.394	22	21	114-139	1215	571	103	.945
1986	.265	58	1738	356	461	88	11	27	296	652	.375	306	40	298	33	.382	29	36	139-165	1357	600	109	.947
1987	.291	47	1511	291	440	61	13	28	255	611	.404	210	17	259	33	.378	25	21	107-141	1144	509	79	.954
1988	.305	62	1987	429	607	90	29	24	38	827	.416	280	43	262	28	.396	38	24	197-239	1530	702	84	.964
1989	.287	45	1478	283	424	61	12	16	255	557	.377	216	15	260	20	.378	24	24	129-157	1152	533	63	.964
1990	.274	47	1505	249	412	52	7	8	217	502	.334	177	22	236	37	.346	18	25	41-57	1142	536	104	.942
1991	.308	58	1719	341	529	65	23	9	283	667	.388	280	15	246	26	.405	21	70	84-108	1438	606	58	.972
1992	.296	57	1923	387	569	102	21	25	319	788	.410	249	35	276	54	.381	34	43	93-112	1476	614	76	.965
1993	.292	57	1800	322	526	91	17	26	289	729	.405	205	31	260	47	.369	30	66	76-99	1411	615	75	.964
1994	.305	56	1866	383	569	87	18	20	330	752	.403	262	39	274	49	.397	26	48	72-110	1454	629	68	.968
1995	.251	58	1914	265	480	96	16	24	229	680	.355	241	27	443	46	.341	12	26	58-100	1504	671	123	.946
1996	.292	56	1910	369	558	115	21	33	327	814	.426	214	39	407	36	.374	8	32	99-130	1450	673	102	.954
1997	.297	55	1844	381	547	87	11	52	328	812	.440	240	61	363	46	.391	25	25	92-120	1406	643	87	.959
1998	.294	61	2023	426	595	130	21	49	391	914	.452	269	44	397	36	.385	25	31	104-138	1566	629	89	.961
1999	.308	61	2083	433	642	112	19	35	388	897	.431	229	86	400	43	.393	37	36	100-143	1607	623	87	.962
2000	.325	61	2113	451	686	115	19	53	411	998	.472	255	58	331	57	.407	29	32	90-118	1588	644	77	.967
2001	.308	60	2064	435	635	108	8	38	386	873	.423	269	69	320	17	.399	34	40	139-178	1600	623	81	.965
2002	.284	65	2213	404	629	123	26	23	350	873	.394	231	86	385	51	.370	26	25	94-124	1700	688	82	.967
2003	.289	59	1922	380	556	115	13	36	333	805	.419	236	58	420	33	.381	16	25	100-126	1519	588	67	.969
2004	.284	58	1979	324	563	98	20	26	291	779	.394	199	32	354	39	.355	26	24	113-137	1521	581	76	.965
2005	.311	55	1907	422	594	122	9	61	373	917	.481	240	59	358	38	.400	25	21	131-159	1418	568	90	.957
2006	.309	58	2057	374	635	119	27	50	329	958	.466	183	67	369	30	.379	30	19	99-138	1526	670	78	.966
2007	.301	60	2112	384	635	103	24	29	345	873	.413	202	65	402	37	.375	24	30	99-138	1625	701	84	.965
2008	.283	45	1536	249	434	85	14	30	231	637	.415	140	39	346	22	.354	15	16	59-79	1151	477	86	.950
2009	.299	46	1571	287	469	87	8	23	254	641	.408	153	65	327	31	.380	20	17	77-112	1185	476	72	.958
2010	.307	61	2131	423	654	103	21	34	370	901	.423	179	75	411	41	.377	25	29	92-130	1611	636	94	.960
2011	.297	54	1903	309	565	96	19	15	279	744	.391	181	44	325	38	.367	27	36	86-112	1441	601	85	.960
2012	.295	59	2079	347	614	123	16	30	308	859	.413	178	87	331	30	.371	26	27	36-55	1576	642	57	.975
2013	.269	54	1844	241	496	85	3	13	221	626	.339	182	61	333	32	.351	17	51	42-55	1445	562	42	.980
2014	.293	57	2016	357	590	94	14	11	317	745	.370	191	86	274	26	.374	27	39	59-81	1547	593	66	.970
2015	.284	65	2200	364	624	87	13	28	318	821	.373	223	114	396	16	.374	31	53	52-83	1730	662	60	.976
2016	.271	57	1965	302	533	73	10	26	254	704	.358	214	85	316	19	.364	24	46	66-80	1550	580	62	.972
2017	.291	57	1996	329	580	104	2	42	293	814	.408	236	85	377	23	.385	25	22	36-55	1530	471	54	.974
2018	.269	57	1874	296	505	82	4	14	248	637	.340	209	95	368	35	.368	22	56	68-88	1532	537	38	.982
2019	.291	58	2016	417	586	128	12	46	371	876	.435	275	95	441	20	.396	26	38	90-103	1548	509	45	.979
2020	.269	17	581	112	156	28	2	13	98	227	.391	83	32	153	7	.385	8	8	23-29	453	142	15	.975
2021	.290	54	1845	462	535	112	13	66	409	871	.472	296	107	438	27	.414	19	31	70-86	1380	422	68	.964
2022	.277	62	2139	443	592	116	9	63	397	915	.428	270	103	471	25	.381	20	43	71-88	1652	516	80	.964
2023	.275	55	1907	417	524	105	12	49	371	800	.420	271	108	509	34	.390	28	6	47-59	1434	465	42	.978
2024	.276	61	2106	434	582	114	7	61	392	893	.424	306	120	490	31	.393	32	25	47-70	1617	554	56	.975
2025	.259	54	1760	326	456	81	2	57	302	712	.405	217	101	376	24	0.368	23	30	61-85	1361	461	63	.967

TEAM SEASON RECORDS

Batting Average..... .325 (2000)
Games Played..... 65 (2002/2015)
At-Bats 2,213 (2002)
Runs Scored 462 (2021)
Hits 686 (2000)
Doubles 130 (1998)
Triples..... 29 (1988)
Home Runs 66 (2021)
Runs Batted In..... 411 (2000)

Total Bases 998 (2000)
Slugging Pct.481 (2005)
Walks 306 (1986/2024)
Hit By Pitch 120 (2024)
Strikeouts (Low)..... 195 (1983)
Ground into DP (Low)..... 16 (2015)
On-Base Pct...... .414 (2021)
Sacrifice Flies 38 (1988)
Sacrifice Hits 70 (1991)

Stolen Bases..... 197 (1988)
Stolen Base Att...... 239 (1988)
Stolen Base Pct.... .874, 90-103 (2019)
Putouts..... 1730 (2015)
Assists 702 (1988)
Errors (Low) 38 (2018)
Fielding Pct...... .982 (2018)
Double Plays Turned..... 66 (1997)
Triple Plays Turned 1 (Four Times)

Single-Season Program Records Indicated in Bold/Italics (Min. 45 Games Played)



YEAR-BY-YEAR TEAM STATISTICS

TEAM PITCHING FINAL STATS

YEAR	ERA	W-L	APP	CG	SHO/CBO	SV	IP	H	R	ER	BB	K	2B	3B	HR	BF	AB	B /AVG.	WP	HBP	BK	SFA	SHA
1969	2.70	12-8	21	--	3/--	--	159.0	--	71	48	--	104	--	--	--	--	664	--	--	--	--	--	--
1970	--	--	--	--	--	--	--	--	--	--	--	--	--	--	--	--	--	--	--	--	--	--	--
1971	--	--	--	--	--	--	--	--	--	--	--	--	--	--	--	--	--	--	--	--	--	--	--
1972	--	--	--	--	--	--	--	--	--	--	--	--	--	--	--	--	--	--	--	--	--	--	--
1973	--	--	--	--	--	--	--	--	--	--	--	--	--	--	--	--	--	--	--	--	--	--	--
1974	2.73	12-9	21	--	--/--	--	155.0	--	77	47	--	--	--	--	--	--	--	--	--	--	--	--	--
1975	5.03	7-16	23	13	1/0	1	161.0	184	155	90	96	116	13	10	5	740	669	.275	0	7	4	18	0
1976	7.33	3-24	23	14*	0/0	--	181.2	266	204	148	119	143	--	--	5	789	668	.398	--	--	--	--	--
1977	5.92	5-31	36	6*	1/0	--	263.0	359	274	173	144	131	--	--	--	--	--	--	--	--	--	--	--
1978	6.87	4-27	29*	11	1/0	0	232.0	296	246	177	148	141	43	21	21	1129	951	.311	35	3	3	10	16
1979	4.82	15-18	33*	11	5/2	3	269.0	286	186	144	155	187	46	15	14	1243	1059	.270	21	14	6	7	8
1980	4.43	23-28	52	19	2/1	3	386.0	386	268	190	223	249	58	16	22	1802	1531	.252	33	14	1	13	23
1981	6.93	13-34	47	16	2/0	1	340.1	454	315	262	240	207	74	24	31	1740	1441	.315	29	17	0	23	18
1982	7.14	9-24	33	7	0/0	2	266.0	351	291	211	166	120	64	13	31	1354	1135	.309	32	12	4	24	16
1983	6.59	13-32	45	17	3/0	0	347.0	452	350	254	213	150	73	13	45	1738	1468	.308	13	13	3	19	25
1984	5.39	19-28	47	19	1/0	4	357.1	406	269	214	176	162	89	14	47	1674	1446	.281	23	12	1	14	25
1985	6.47	20-32	52	16	2/2	2	405.0	553	372	291	173	245	90	14	64	1951	1720	.322	29	11	2	24	21
1986	4.93	26-32	58	14	7/3	7	452.1	515	329	248	224	313	88	11	35	2074	1822	.283	35	13	2	15	17
1987	4.32	25-22	47	10	4/2	9	381.1	398	247	183	202	287	--	--	43	1750	1503	.265	23	15	3	8	21
1988	3.23	45-16	62	28	11/3	8	510.0	435	237	183	235	392	90	29	21	2206	1904	.228	20	28	1	15	23
1989	3.14	30-15	45	10	7/4	11	384.0	307	171	134	169	270	--	--	17	1624	1387	.221	26	27	3	13	28
1990	4.80	18-29	47	4	2/2	6	380.2	385	267	203	192	234	--	--	15	1753	1477	.261	38	28	3	25	31
1991	4.22	38-20	58	5	5/4	16	430.2	474	241	202	218	306	--	--	14	2068	1777	.267	31	25	2	17	34
1992	4.77	35-22	57	11	2/2	8	492.0	507	295	261	255	316	95	22	31	2201	1863	.272	24	29	8	24	25
1993	4.67	30-27	57	4	3/2	14	470.1	530	304	244	176	325	99	19	31	2093	1846	.287	32	29	6	19	19
1994	5.09	30-25	56	3	4/3	12	484.2	559	323	274	191	356	123	18	24	2190	1914	.292	51	32	0	25	27
1995	4.38	23-35	58	6	1/0	7	501.1	551	355	244	158	352	120	13	39	2249	1996	.276	44	44	6	26	26
1996	4.58	34-22	56	10	3/1	9	483.1	496	310	246	195	319	99	12	30	2169	1864	.266	32	56	6	5	47
1997	5.53	32-23	55	11	2/0	6	468.2	542	358	288	229	349	106	18	48	2174	1843	.294	51	52	3	15	32
1998	3.86	46-15	61	11	5/3	16	522.0	507	267	224	176	425	109	14	32	2254	1988	.255	47	39	1	25	23
1999	4.55	41-20	61	9	2/2	10	535.2	533	336	271	219	444	112	14	38	--	2052	.260	45	32	3	30	40
2000	4.10	39-22	61	8	3/0	14	529.1	564	317	241	219	376	105	12	42	--	2052	.275	47	45	3	15	33
2001	4.03	41-18	60	5	4/3	10	533.1	561	292	239	181	447	96	7	43	--	2088	.269	43	37	4	20	22
2002	4.05	38-27	65	4	7/4	13	566.2	587	301	255	206	510	111	14	35	2515	2198	.267	57	64	12	23	26
2003	2.54	46-13	59	4	7/5	21	506.1	410	173	143	173	549	64	8	28	2107	1872	.219	38	27	8	10	22
2004	4.14	34-24	58	6	5/4	11	507.0	500	286	233	187	487	98	13	29	2218	1945	.257	37	33	7	19	32
2005	5.24	33-22	55	4	4/3	9	472.2	521	342	275	216	398	116	4	47	--	1876	.278	53	52	8	22	25
2006	4.05	34-24	58	9	2/1	8	508.2	502	286	229	166	447	100	18	38	2215	1960	.256	31	52	4	16	20
2007	4.47	37-23	60	0	1/1	15	541.2	582	332	269	167	371	114	18	38	--	2123	.274	39	77	11	19	40
2008	6.17	15-30	45	4	0/0	6	383.2	476	332	263	142	266	93	20	28	1810	1555	.306	38	41	6	25	42
2009	6.40	20-26	46	4	0/0	7	395.0	486	351	281	164	268	86	13	52	1871	1609	.302	37	48	6	23	27
2010	5.33	34-26	61	5	4/3	14	537.0	596	391	318	216	378	129	13	45	2499	2136	.279	43	81	18	28	39
2011	4.65	22-32	54	2	0/0	8	480.1	536	317	248	173	372	99	12	31	2182	1874	.286	34	52	5	24	56
2012	4.35	34-25	59	1	3/3	13	525.1	548	297	254	172	431	110	7	30	2298	2014	.272	50	48	2	19	42
2013	3.87	28-26	54	4	4/3	14	481.2	499	235	207	173	303	77	3	16	2146	1827	.273	34	63	6	20	56
2014	3.86	37-20	57	6	4/3	12	515.2	502	257	221	218	368	61	4	16	2311	1938	.259	48	72	4	25	55
2015	2.92	40-25	65	2	6/5	17	576.2	537	226	187	173	470	69	8	26	2447	2174	.247	35	44	2	17	40
2016	3.95	38-19	57	1	4/3	22	516.2	533	282	227	192	383	86	7	29	2303	1996	.267	41	36	5	28	49
2017	3.85	35-22	57	1	7/7	17	510.0	502	248	218	180	428	77	8	29	2226	1953	.257	31	29	7	19	42
2018	3.61	34-23	57	0	5/5	20	510.2	431	232	205	221	491	73	13	25	2192	1873	.230	49	55	5	16	27
2019	3.42	39-19	58	0	4/4	18	516.0	447	232	196	166	517	85	6	32	2184	1918	.233	34	52	3	18	30
2020	3.64	9-8	17	0	1/1	3	151.0	153	71	61	58	128	30	5	5	673	586	.261	11	16	1	4	8
2021	4.68	38-16	54	0	0/0	15	460.0	480	296	239	212	453	87	11	43	2139	1811	.265	38	59	4	23	31
2022	3.91	42-20	62	0	2/2	14	550.2	520	307	239	191	518	88	14	56	2423	2131	.244	36	54	2	24	19
2023	7.57	25-30	55	1	2/1	7	478.0	586	439	402	279	388	117	15	67	2341	1940	.302	54	78	5	25	20
2024	4.86	38-23	61	0	4/4	12	539.0	565	341	291	274	500	104	8	46	2514	2100	.269	34	88	4	22	33
2025	7.19	17-37	54	1	3/3	6	453.2	530	417	352	280	415	99	9	62	-	1818	.292	69	93	1	27	27

TEAM SEASON RECORDS

ERA..... 2.54 (2003)
Opponent AVG (Low)..... .219 (2003)
Wins..... 46 (1998, 2003)
Losses (Low)..... 13 (2003)
Appearances..... 65 (2002/2015)
Complete Games..... 28 (1988)
Shutouts..... 11 (1988)

Combined Shutouts..... 7 (2017)
Saves..... 22 (2016)
Innings Pitched..... 576.2 (2015)
Strikeouts..... 549 (2003)

Fewest Allowed.....
Hits..... 307 (1989)
Runs..... 171 (1989)
Earned Runs..... 134 (1989)
Walks..... 142 (2008)
Doubles..... 58 (1980)
Triples..... 3 (2013)
Home Runs..... 14 (1991)

Single-Season Program Records Indicated in Bold/Italics (Min. 45 Games Played)

NATIONAL HONORS

ALL-AMERICANS

2022	Tyler LocklearUTIL
	ABCA/Rawlings (2nd)
	D1Baseball (2nd)
	Perfect Game (2nd)
	Baseball America (3rd)
2021	Tyler Locklear3B
	ABCA/Rawlings (1st)
	D1Baseball (1st)
	Baseball America (2nd)
	NCBWA (2nd)
	Perfect Game/Rawlings (2nd)
	Collegiate Baseball (3rd)
2017	Logan FarrarOF
	ABCA/Rawlings (3rd)
2016	Sam DonkoRP
	NCBWA (1st)
2015	Vimael MachinSS
	ABCA/Rawlings (3rd)
2007	Luke PiskerRP
	ABCA/Rawlings (3rd)
2005	Scott Sizemore2B
	NCBWA (3rd)
	Louisville Slugger (3rd)
2004	Anthony Granato3B
	ABCA/Rawlings (2nd)
2003	Justin OrenduffRHP
	ABCA/Rawlings (2nd)
	Baseball America (2nd)
2003	Cla MeredithRHP
	CollegeBaseballInsider.com (HM)
2001	Matt DavisOF
	ABCA/Rawlings (2nd)
	Baseball America (2nd)
	Louisville Slugger (2nd)
2000	Jason DuboisUTIL
	ABCA/Rawlings (1st)
	Louisville Slugger (1st)
	Baseball America (2nd)
1998	Brandon IngeUTIL
	ABCA/Rawlings (1st)
	Baseball America (2nd)
	Collegiate Baseball (3rd)
1998	Matt BurchRHP
	ABCA/Rawlings (2nd)
	Baseball America (2nd)
	Collegiate Baseball (2nd)
1994	Erik Sauve'2B
	NCBWA (2nd)
	Collegiate Baseball/Mizuno (3rd)

FRESHMAN ALL-AMERICANS

2025	Jacob LeeC
	NCBWA (1st)
	Baseball America (2nd)
	D1Baseball (2nd)
	Perfect Game (2nd)
2021	Tyler Locklear3B
	Baseball America (1st)
	NCBWA (1st)
	Collegiate Baseball
2019	Evan ChenierRHP
	Collegiate Baseball
2018	Hogan BrownOF
	Collegiate Baseball
2017	Paul Witt2B
	Collegiate Baseball
2016	Michael DaileyRHP
	Louisville Slugger
2011	Bill CullenOF
	Louisville Slugger
2006	Jared Bolden1B
	Louisville Slugger
2005	Sergio MirandaSS
	Louisville Slugger
2004	Harold MozingoRHP
	Louisville Slugger
2002	Jeff ParrishC
	Louisville Slugger (HM)
2001	Sean MarshallLHP
	Louisville Slugger (1st)
	Baseball America (2nd)
2000	Danny LopazeUTIL
	Baseball America (1st)
	Louisville Slugger (1st)

1999	Davy MartinRHP
	Louisville Slugger (1st)
1996	Brandon IngeUTIL
	Mizuno (1st)
	Baseball America (2nd)
1992	Mike KettermanRHP
	Mizuno (HM)
1991	Todd CampbellSS
	Mizuno (HM)

MIDSEASON ALL-AMERICANS

2005	Scott SizemoreBaseball America
------	---

PRESEASON ALL-AMERICANS

2022	Tyler LocklearUTIL
	D1Baseball (1st)
	Perfect Game (2nd)
	Collegiate Baseball (3rd)
2020	Liam HibbitsCollegiate Baseball
2019	Mac McCartyCollegiate Baseball
2006	Scott SizemoreNCBWA
1998	Brandon IngeBaseball America
1998	Matt BurchBaseball America
1997	Brandon IngeCollegiate Baseball

MIDSEASON FR. ALL-AMERICANS

2025	Jacob LeePerfect Game
------	------------------------------------

USA BASEBALL GOLDEN SPIKES AWARD WATCH LIST

2022	Tyler LocklearPreseason
------	--------------------------------------

ROTARY SMITH AWARD NATIONAL PLAYER OF THE YEAR

1994	Erik Sauve'Finalist
------	----------------------------------

USA OLYMPIC FESTIVAL MEMBER

Matt Williams*1991
----------------	-----------

* - First Olympic athlete in VCU history (any program)

OLYMPIC TRIALS COMPETITOR

1991	Matt WilliamsTeam USA
------	------------------------------------

USA BASEBALL NATIONAL TEAM

2003	Justin OrenduffPan Am Games
------	--

REGIONAL HONORS

ABCA / DIAMOND EAST REGION COACH OF THE YEAR

Shawn Stiffler2015
Paul Keyes2005

ABCA / RAWLINGS ATLANTIC ALL-REGION TEAM

2022	Tyler Locklear , 1B1st
2021	Tyler Locklear , 3B1st
2021	Liam Hibbits , DH2nd

ABCA / RAWLINGS EAST ALL-REGION TEAM

2019	Liam Hibbits , DH1st
2019	Connor Gillispie , P1st
2019	Paul Witt , 2B2nd
2018	Mac McCarty , RP1st
2017	Logan Farrar , OF1st
2017	Brooks Vial , P1st
2017	Sam Donko , RP1st
2016	Michael Dailey , P1st
2016	Sam Donko , RP1st
2015	Vimael Machin , SS1st
2015	Heath Dwyer , P1st
2015	Matt Lees , RP1st
2015	Matt Davis , 3B2nd
2014	Vimael Machin , SS2nd
2014	Bill Cullen , OF2nd
2013	Matt Lees , RP2nd
2012	Bill Cullen , OF1st
2012	Joey Cujas , 3B2nd
2012	Blake Hauser , RP2nd
2010	Joe Van Meter , 3B2nd
2007	Luke Pisker , RP1st
2007	Jared Bolden , 1B2nd
2007	Sergio Miranda , SS2nd

2006	Sergio Miranda , SS1st
2006	Harold Mozingo , P1st
2006	Tim St. Clair , DH2nd
2005	Scott Sizemore , 2B2nd
2005	Harold Mozingo , P2nd
2004	Anthony Granato , C1st
2003	Justin Orenduff , P1st
2002	Brian Marshall , P2nd
2000	Jason Dubois , DH1st
2000	Marc Fisher , P1st
1996	Brandon Inge2nd

NCAA TOURNAMENT HONORS

NCAA REGIONAL MOST OUTSTANDING PLAYER

2015	Vimael MachinDallas
2001	Josh ArteagaBaton Rouge

NCAA REGIONAL ALL-TOURNAMENT TEAM

2024	Casey Kleinman , 2BGreenville
2022	Tyler Locklear , 1BChapel Hill
2022	Connor Hujsak , SSChapel Hill
2022	Will Carlone , DHChapel Hill
2022	Campbell Ellis , PChapel Hill
2021	Hunter Vay , CStarkville
2021	Jack Schroeder , LFStarkville
2015	Matt Davis , 3BDallas
2015	Vimael Machin , SSDallas
2015	Jimmy Kerrigan , OFDallas
2015	Matt Lees , PDallas
2007	Chris Jackson , INFMyrtle Beach
2003	Jeff Parrish , DHWilson
2001	Josh Arteaga , SS*Baton Rouge
2001	Cory Bauswell , CBaton Rouge
2001	Kevin Elrod , OFBaton Rouge
2001	Jose Pabon , OFBaton Rouge
2001	Marc Fisher , PBaton Rouge
1999	Jake Anthony , 1BLos Angeles
1998	Ian Caballero , 2BEast
1998	Brandon Inge , SSEast
1998	Cory Whitby , CEast
1992	Mark Strittmatter , CCentral
1992	Jim Lewentowicz , 1BCentral
1992	Rob Gimes , 2BCentral

* - Unanimous

CONFERENCE HONORS

A-10 PLAYER OF THE YEAR

Brandon Eike2024
Tyler Locklear*2021
Logan Farrar2017

A-10 ROOKIE OF THE YEAR

Jacob Lee2025
Tyler Locklear*2021
Paul Witt2017
Michael Dailey2016

* - 1st in A-10 history to win Player/Rookie of the Year in the same year

A-10 COACH OF THE YEAR

Shawn Stiffler2019
----------------	-----------

A-10 ALL-CONFERENCE

2025	Jacob Lee , C2nd
2024	Brandon Eike , 3B1st
2024	Brian Curley , P1st
2024	Christian Gordon , P2nd
2023	Brandon Eike , 3B1st
2022	Tyler Locklear , 1B1st
2022	Ben Nippolt , 2B1st
2022	Will Carlone , DH2nd
2021	Tyler Locklear , 3B1st
2021	Michael Haydak , 2B2nd
2021	Brandon Henson , OF2nd
2019	Paul Witt , 2B1st
2019	Liam Hibbits , DH1st
2019	Connor Gillispie , SP1st
2019	Zac Ching , SS2nd

2019	Brett Norwood , 3B2nd
2019	Benjamin Dum , RP2nd
2018	Hogan Brown , OF2nd
2017	Darian Carpenter , 1B1st
2017	Logan Farrar , OF1st
2017	Sam Donko , RP1st
2017	Paul Witt , 2B2nd
2017	Brooks Vial , SP2nd
2016	Matt Davis , SS1st
2016	Sam Donko , RP1st
2015	Vimael Machin , SS1st
2015	Heath Dwyer , SP1st
2015	Matt Davis , 3B2nd
2015	Logan Farrar , OF2nd
2014	Chris Ayers , C2nd
2014	Vimael Machin , SS2nd
2014	Bill Cullen , OF2nd

A-10 ALL-ROOKIE TEAM

Jacob Lee2025
Chris McHugh2024
Marcus O'Malley2022
Tyler DavisLHP 2021
Mason DelaneRHP 2021
Connor HujsakINF 2021
Tyler Locklear3B 2021
Evan Chenier2019
Danny Watson2019
Hogan Brown2018
Steven Carpenter2017
Paul Witt2017
Michael Dailey2016
Sean Thompson2015
Logan Farrar2014
James Bunn2013

A-10 TOURNAMENT MOST OUTSTANDING PLAYER

Brandon Eike2024
Tyler Locklear2023
Hunter Vay2021
Darian Carpenter2015

A-10 ALL-CHAMPIONSHIP TEAM

William Bean2024
Nick Cosentino2024
Brandon Eike2024
Christian Gordon2024
Eli Weisner2024
Logan Farrar2017
Alex Gransback2017
Mitchel Lacey2017
Logan Farrar2016
Darian Carpenter2015
Matt Davis2015
Walker Haymaker2015
JoJo Howie2015
Bill Cullen2014
Matt Davis2014

CAA PLAYER OF THE YEAR

Matt Davis2001
Matt Burch (co-)1998
Brandon Inge (co-)1998

CAA DEFENSIVE PLAYER OF THE YEAR

Sergio Miranda2007
Sergio Miranda2006
Pete Farina (co-)2005
Matt Davis2001

CAA ROOKIE OF THE YEAR

Sergio Miranda2005
Harold Mozingo2004
Sean Marshall2001
Danny Lopaze2000
Brandon Inge1996

CAA COACH OF THE YEAR

Paul Keyes (co-)2010
Paul Keyes2003
Paul Keyes1998
Paul Keyes1997

ALL-CAA TEAM

2012	Joey Cujas, 3B	1st
2012	Blake Hauser, RP	2nd
2012	Bill Cullen, OF	3rd
2011	Taylor Perkins, UTIL	1st
2011	Bill Cullen, OF	2nd
2011	John Lenherr, OF	3rd
2010	Joe Van Meter, 3B	1st
2010	Richard Gonzalez, 2B	2nd
2010	Seth Cutler-Voltz, SP	2nd
2010	Taylor Perkins, C	3rd
2009	Ian Thomas, SP	3rd
2007	Jared Bolden, 1B	1st
2007	Sergio Miranda, SS	1st
2007	Luke Pisker, RP	1st
2006	Sergio Miranda, SS	1st
2006	Tim St. Clair, DH	1st
2006	Harold Mozingo, SP	1st
2006	Scott Sizemore, 2B	2nd
2005	Scott Sizemore, 2B	1st
2005	Sergio Miranda, SS	1st
2005	Tim St. Clair, DH	1st
2005	Harold Mozingo, RHP	2nd
2004	Anthony Granato, 3B	1st
2004	Justin Orenduff, RHP	2nd
2004	Cla Meredith, RP	2nd
2003	Nick Jones, 2B	1st
2003	Jeff Parrish, C	1st
2003	Justin Orenduff, RHP	1st
2003	Cla Meredith, RHP	1st
2003	Sean Marshall, LHP	2nd
2003	Brian Marshall, LHP	2nd
2003	Justin Mattison, OF	2nd
2002	Bryan Gillespie, 2B	1st
2002	Brian Marshall, LHP	1st
2002	Nick Jones, 3B	2nd
2001	Matt Davis, OF	1st
2001	Cory Bauswell, C	1st
2001	Sean Marshall, LHP	2nd
2000	Matt Davis, OF	1st
2000	Brian Mohr, 2B	2nd
2000	Davy Martin, RP	2nd
1999	Jason Dubois, DH	2nd
1999	Jake Anthony, 1B	2nd
1999	Cory Bauswell, C	2nd
1998	Cory Whitby, C	1st
1998	Matt Burch, RHP	1st
1998	Brandon Inge, RP	1st
1998	Ian Caballero, 2B	2nd
1998	Jason Dubois, DH	2nd
1998	Chad Berryman, RHP	2nd
1997	Brandon Inge, RP/SS	1st
1997	Cory Whitby, C	1st
1997	Matt Burch, RHP	1st
1997	Jay Ashcraft, OF	2nd
1996	Cordell Farley, OF	1st
1996	Brandon Inge, RP	1st
1996	Brandon Inge, SS	2nd
1996	Brandon Snead, OF	2nd
1996	Jay Ashcraft, 2B	2nd

CAA ALL-ROOKIE TEAM

Vimael Machin	2012
Joey Cujas	2011
Bill Cullen	2011
Eric Curtis	2008
Richard Gonzalez	2007
Jared Bolden	2006
Chris Jackson	2006
Sergio Miranda	2005
Kwan Evans	2005

CAA TOURNAMENT

MOST OUTSTANDING PLAYER

Joe Van Meter, 3B	2010
John Leonard, P/OF	2007
Tim St. Clair, 1B/DH	2005
Matt Prendergast, P	2003
Brian Marshall, P	2002

CAA ALL-TOURNAMENT TEAM

Brent Mikionis	2012
----------------	------

Seth Cutler-Voltz	2010
Doug Otto	2010
Joe Van Meter	2010
Jonathan Watson	2010
Jared Bolden	2007
John Leonard	2007
Mick Mattaliano	2007
Sergio Miranda	2007
Luke Pisker	2007
Nate Anderson	2006
Tim St. Clair	2006
Scott Sizemore	2006
Jared Bolden	2006
Alex Gary	2005
John Leonard	2005
Mick Mattaliano	2005
Harold Mozingo	2005
Scott Sizemore	2004
Sean Marshall	2003
Justin Mattison	2003
Cla Meredith	2003
Jeff Parrish	2003
Matt Prendergast	2003
Bo Acors	2002
Danny Lopaze	2002
Brian Marshall	2002
Davy Martin	2002
Jose Pabon	2002
Jeff Parrish	2002

METRO COACH OF THE YEAR

Tony Guzzo	1992
------------	------

ALL-METRO CONFERENCE

1995	Brandon Snead, OF	1st
1995	Tommy Nuckols, RHP	2nd
1994	Erik Sauve', 2B	1st
1994	Todd Campbell, SS	1st
1993	Erik Sauve', 3B	1st
1993	Jim Lewentowicz, 1B	2nd
1993	Rob Grimes, 2B	2nd
1993	Adam Bryant, P	2nd
1992	Matt Williams, P	1st
1992	Rob Grimes, 2B	2nd

METRO ALL-TOURNAMENT TEAM

Jim Lewentowicz, 1B	1993
Rob Grimes, 2B	1993
Erik Sauve', 3B	1993
Mike Bell, OF	1993
Michael Henke, P	1993

Metro Conference information (1994-95) is incomplete

SUN BELT "RON MAESTRI"

COACH OF THE YEAR

Tony Guzzo	1988
------------	------

SUN BELT ALL-CONFERENCE

1991	Todd Campbell, SS	
1991	Mark Strittmatter, C	
1990	Chris Vlasis, 3B	
1989	Adam Knicely, C	
1988	Tim Barker, SS	
1988	John Callis, OF	
1988	Jerry Dipoto, P	
1987	Juan Serrano, 1B	
1984	Rodney Wright, OF	East
1984	Billy Webster, OF	East
1984	Dave Fitzgerald, P	East
1983	Dave Fitzgerald, P	East

SUN BELT TOURNAMENT

MOST OUTSTANDING PLAYER

Tim Barker, INF	1988
-----------------	------

ECAC ALL-STAR TEAM

2003	Justin Orenduff	1st
2003	Nick Jones	2nd
2003	Jeff Parrish	2nd
2003	Cla Meredith	2nd

VA. STATE HONORS

VASID PLAYER OF THE YEAR

Tyler Locklear	2022
Matt Davis	2001
Jason Dubois (co-)	2000
Brandon Inge	1998
Erik Sauve'	1994

VASID ROOKIE OF THE YEAR

Tyler Locklear	2021
Paul Witt	2017
Bill Cullen	2011

VASID COACH OF THE YEAR

Paul Keyes	2003
Paul Keyes	1998
Tony Guzzo	1989
Tony Guzzo	1988

VASID ALL-STATE TEAM

2022	Jack Masloff, RP	1st
2022	Tyler Locklear, 1B	2nd
2022	Will Carlone, DH	2nd
2021	Tyler Locklear, 3B	1st
2021	Liam Hibbits, DH	1st
2020	Steven Carpenter, 1B	1st
2020	Brandon Henson, OF	2nd
2019	Liam Hibbits, DH	1st
2019	Connor Gillispie, SP	1st
2019	Paul Witt, 2B	2nd
2019	Zac Ching, SS	2nd
2019	Benjamin Dum, RP	2nd
2018	Connor Gillispie, SP	1st
2018	Mac McCarty, RP	2nd
2017	Logan Farrar, OF	1st
2017	Brooks Vial, SP	1st
2017	Sam Donko, RP	1st
2017	Paul Witt, 2B	2nd
2016	Michael Dailey, SP	1st
2016	Sam Donko, RP	1st
2015	Vimael Machin, SS	1st
2015	Logan Farrar, OF	1st
2014	Vimael Machin, SS	1st
2014	Bill Cullen, OF	2nd
2013	Seth Greene, SP	2nd
2012	Bill Cullen, OF	1st
2012	Joey Cujas, 3B	2nd
2012	Blake Hauser, RP	2nd
2010	Joe Van Meter, 3B	1st
2007	Sergio Miranda, SS	1st
2007	Luke Pisker, P	2nd
2006	Sergio Miranda, SS	1st
2006	Harold Mozingo, P	2nd
2005	Tim St. Clair, DH	1st
2005	Scott Sizemore, 2B	1st
2004	Justin Orenduff	HM
2004	Matt Prendergast	HM
2003	Justin Mattison, OF	1st
2003	Cla Meredith, P	1st
2003	Justin Orenduff, P	1st
2003	Jeff Parrish	HM
2003	Matt Prendergast	HM
2002	Bryan Gillespie	HM
2002	Brian Marshall	HM
2001	Matt Davis, OF	1st
2001	Cory Bauswell, C	1st
2001	Sean Marshall, P	1st
2001	Bo Acors	HM
2000	Brian Mohr, 2B	1st
2000	Matt Davis, OF	1st
2000	Jason Dubois, DH	1st
2000	Marc Fisher, P	1st
1999	Jason Dubois, DH	1st
1999	Jake Anthony	HM
1999	Kevin Elrod	HM
1998	Matt Burch, P	1st
1998	Brandon Inge, P	1st
1998	Corey Whitby, C	1st
1998	Brandon Inge, SS	1st
1997	Matt Burch	HM
1997	Jay Ashcraft	HM

1996	Cordell Farley, OF	1st
1996	Jay Ashcraft	HM
1996	Brandon Snead	HM
1995	Brandon Snead	HM
1994	Erik Sauve', 2B	1st
1994	Todd Campbell, SS	1st
1993	Erik Sauve', 3B	1st
1992	Erik Sauve', 3B	1st
1992	Matt Williams, P	1st
1992	Jim Lewentowicz	HM
1992	Mark Strittmatter	HM
1990	Chris Vlasis, 3B	HM
1989	Tim Barker, 2B	
1989	Ricky Morris, P	

WEEKLY HONORS

COLLEGIATE BASEBALL

NATIONAL PLAYER OF THE WEEK

Tyler Locklear	5/16/2022
Tyler Locklear	2/21/2022

A-10 PLAYER OF THE WEEK

Brandon Eike	3/12/2024
Will Carlone	2/21/2023
Tyler Locklear	5/23/2022
Tyler Locklear (co-)	5/16/2022
Liam Hibbits (co-)	5/10/2021
Tyler Locklear	3/16/2021
Josh Simon	2/19/2020
Zac Ching	4/8/2019
Michael Dailey (co-)	5/2/2016
Vimael Machin	3/30/2015
James Bunn	2/24/2014

A-10 PITCHER OF THE WEEK

Christian Gordon	4/25/2024
Brian Curley	3/12/2024
Owen Tappy	2/20/2024
Mason Delane	3/20/2023
Campbell Ellis	5/9/2022
Mason Delane	5/3/2021
Sam Donko (co-)	4/24/2017
Sean Thompson	4/10/2017
Sean Thompson	3/27/2017
Sean Thompson	2/20/2017
Brooks Vial (co-)	3/14/2016
Sean Thompson	3/7/2016
Heath Dwyer (co-)	5/18/2015
Heath Dwyer (co-)	3/18/2014
Heath Dwyer (co-)	5/6/2013
Ryan Farrar	2/25/2013

A-10 ROOKIE OF THE WEEK

Jacob Lee	5/19/2025
Jacob Lee	4/28/2025
Brian Curley	5/1/2023
Zach Peters (co-)	4/17/2023
Tyler Locklear	5/24/2021
Tyler Locklear	5/10/2021
Tyler Locklear	3/29/2021
Tyler Locklear	3/2/2020
Hogan Brown	4/30/2018
Hogan Brown (co-)	3/26/2018
Paul Witt (co-)	3/27/2017
Michael Dailey	5/2/2016
Brooks Vial	4/18/2016
Matt Davis	2/17/2014
James Bunn	2/25/2013

COLLEGE BASEBALL FOUNDATION

NATIONAL HONOR ROLL

Scott Sizemore	4/5/2005
----------------	----------

COLLEGE BASEBALL INSIDER

NORTHEAST PLAYER OF THE WEEK

Joe Van Meter	4/26/2010
---------------	-----------

CAA PLAYER OF THE WEEK

Joey Cujas (co-)	4/2/2012
Joey Cujas	2/21/2012
John Lenherr	3/28/2011



Brent Mikionis	5/17/2010
Joe Van Meter (co-)	4/26/2010
Jared Bolden	3/14/2006
Joe Meador	3/28/2005
Scott Sizemore	3/14/2005
Scott Sizemore	3/8/2005
Anthony Granato	4/19/2004
Chris Gerrity	3/19/2001
Jason Dubois	5/1/2000
Jason Dubois	3/20/2000
Danny Lopaze	2/14/2000
Davy Martin	4/5/1999
Justin Martin	4/21/1997
Cory Whitby	5/5/1997
Brandon Inge	5/6/1996
Brandon Inge	3/25/1996

CAA weekly award information (1996-2012) is incomplete

CAA PITCHER OF THE WEEK

Blake Hauser	5/7/2012
Seth Cutler-Voltz (co-)	5/25/2010
Seth Cutler-Voltz	4/15/2010
Ian Thomas	4/14/2008
Harold Mozingo	5/22/2006
John Leonard	5/1/2006
Harold Mozingo	3/21/2006
Brett Walker	5/23/2005
John Leonard	5/2/2005
Justin Orenduff	5/3/2004
Matt Prendergast	3/15/2004
Jon Link	2/17/2004
Justin Orenduff	5/13/2003
Sean Marshall	5/5/2003

CAA ROOKIE OF THE WEEK

Vimael Machin	5/14/2012
Chris Ayers	3/28/2011
Bill Cullen	2/22/2011
Jared Bolden	4/3/2006
Jared Bolden	3/7/2006
Jared Bolden	2/22/2006
Sergio Miranda	5/9/2005
Kwan Evans	5/2/2005
Sergio Miranda	4/4/2005
Kwan Evans	2/29/2005
Kwan Evans	2/22/2005
Sergio Miranda	2/15/2005
Scott Sizemore	5/17/2004
Harold Mozingo	5/3/2004
Harold Mozingo	4/12/2004
Harold Mozingo	3/23/2004

METRO PLAYER OF THE WEEK

Jeff Marr	4/10/1994
-----------------	-----------

Metro Conference weekly award information (1994-95) is incomplete

METRO PITCHER OF THE WEEK

Buff Hochman	4/19/1993
Adam Bryant	3/22/1993
Matt Williams	4/20/1992
Jeff Marr	4/6/1992

SUN BELT PLAYER OF THE WEEK

Jim Lewentowicz	4/29/1991
Tony Helmick	5/1/1989
Juan Serrano	3/20/1989
Billy Wright	3/27/1988
Craig Lopez	3/23/1986

ACADEMIC HONORS

A-10 ALL-ACADEMIC TEAM

Cade Dressler	2024
Maddison Furman	2022
Daane Berezo	2018
Mitchel Lacey	2018
Brooks Vial	2017
Matt Davis	2016
Joey Cujas	2014
Joey Cujas	2013

CSC / COSIDA

ACADEMIC ALL-DISTRICT TEAM

Nick Frazier	2023
Justin Humenay	2023
Scott Sizemore (District 3)	2005

VASID ACADEMIC ALL-STATE

Daniel Watson	2019-20
Daane Berezo	2017-18
Matt Davis	2014-15
Joey Cujas	2012-13
Joey Cujas	2011-12
Phillip Deane	2008-09
Scott Sizemore	2005-06

NATL. SENIOR CLASS® AWARD

2022 Mac McCarty	Candidate
------------------------	-----------

Celebrating Loyalty and Achievement for Staying in School®

HALLS OF FAME

VBCA HALL OF FAME

Tony Guzzo	C/O 2024
Paul Keyes	Inaugural C/O 2022

VCU ATHLETICS

HALL OF FAME INDUCTEES

Paul Keyes	C/O 2018
George Gay	C/O 2010
Don Clatterbough	C/O 2005
Brandon Inge	C/O 2004
Matt Williams	C/O 2001
Jerry Dipoto	C/O 1997
James Austin	C/O 1992
Ed Allen	C/O 1989

VCU BASEBALL LEGENDS

Justin Orenduff	2024
Dave Wiltshire	2024
Jeff Zona	2021
Jay Ashcraft	2018
Tim Barker	2018
Rusty Vernon	2017
Dave Brandt	2014
Paul Keyes	2014
Barry Winslow	2014
Ray Fields	2010
Ray Markey	2010
Scott Sizemore	2010
Bill Bailey	2009
Matt Burch	2009
Brian Marshall	2009
Sean Marshall	2009
Lou Martin	2009
Greg See	2009
Ed Allen	2008
Mark Coates	2008
Tony Guzzo	2008
Bobby Luttrell	2008
Cla Meredith	2008
Matt Williams	2008
Bo Bowers	2007
Don Clatterbough	2007
Matt Davis	2007
Rob Grimes	2007
Jim Pitts	2007
Billy Webster	2007
Marc Fisher	2006
George Gay	2006
Bruce Henderson	2006
Adam Knicely	2006
Erik Sauve'	2006
Terry Sisisky	2006
Jake Anthony	
Cory Bauswell	
Davy Martin	
Sergio Miranda	
Bill Murray	
Donnie Phillips	
Donnie Wright	

1970s HONORS

VIRGINIA SMALL COLLEGES ALL-STATE TEAM

1971 Jim Pitts	1st
----------------------	-----

ALL-LITTLE EIGHT TEAM

1971 Jim Pitts	1st
1971 Bill Bailey	HM
1971 George Gay	HM
1971 Bruce Henderson	HM

1969
RECORD: 12-8-1
COACH: ED ALLEN

3/15 (1)	at	William & Mary	L	2-9
3/15 (2)	at	William & Mary	T	5-5 (6)
3/21		GEORGE WASHINGTON	L	1-4 (12)
3/28		WESTERN MARYLAND	L	0-4
3/29		WESTERN MARYLAND	W	4-2
3/31 (1)		OSWEGO STATE	W ^A	10-1
3/31 (2)		OSWEGO STATE	W	3-2
4/3		SOUTHERN CONN.	L	4-5
4/9 (1)		BRIDGEWATER	W	6-0
4/9 (2)		BRIDGEWATER	W	2-1
4/12		RANDOLPH-MACON	W	7-5
4/15	at	Old Dominion	W	6-2
4/23	at	Hampden-Sydney	L	5-6
4/26 (1)	at	Lynchburg	L	1-8
4/26 (2)	at	Lynchburg	L	1-2
4/29	at	Randolph-Macon	L	4-7
5/3 (1)	at	Newport News App.	W	6-0
5/3 (2)	at	Newport News App.	W	11-1
5/8		HAMPDEN-SYDNEY	W	10-3
5/10 (1)		NEWPORT NEWS APP.	W	8-4
5/10 (2)		NEWPORT NEWS APP.	W	2-0

1970
RECORD: 17-6
COACH: ED ALLEN

3/14 (1)	at	William & Mary	W	7-4
3/14 (2)	at	William & Mary	L	0-1 (8)
3/24		C.W. POST	W	6-0
3/25		C.W. POST	L	1-2
3/27		TOWSON STATE	L	2-17
3/28 (1)		FROSTBURG STATE	W	6-4
3/28 (2)		FROSTBURG STATE	W	4-0
4/7	at	Randolph-Macon	W	7-4
4/8 (1)	at	Bridgewater	W	4-3
4/8 (2)	at	Bridgewater	W	4-0
4/11 (1)		NEWPORT NEWS APP.	W	3-2
4/11 (2)		NEWPORT NEWS APP.	W	9-4
4/18 (1)	at	Newport News App.	W	9-2
4/18 (2)	at	Newport News App.	W	3-1
4/22		OLD DOMINION	L	8-11
4/23		HAMPDEN-SYDNEY	L	4-5
4/25 (1)	at	Madison	W	4-3
4/25 (2)	at	Madison	W	19-1
4/30	at	Old Dominion	W	6-1
5/7	at	Hampden-Sydney	L	4-5
5/9 (1)		LYNCHBURG	W	5-1
5/9 (2)		LYNCHBURG	W	9-2
5/11		RANDOLPH-MACON	W	6-4

Home Games Played at Hotchkiss Field
 1970 Overall Record (17-6) is Unofficial

1971
RECORD: 15-8
COACH: ED ALLEN

3/18 (1)		N.C. WESLEYAN	W	3-0
3/18 (2)		N.C. WESLEYAN	W	16-1
3/21 (1)		WESTERN MARYLAND	W	6-2
3/21 (2)		WESTERN MARYLAND	W	7-1
4/2 (1)		EASTERN CONN.	W	2-1
4/2 (2)		EASTERN CONN.	W	5-4
4/3		TOWSON STATE	W	17-5
4/10		SOUTHERN CONN.	L	8-10
4/10		RANDOLPH-MACON	L	1-7
4/12		UNCW	L	5-6
4/13		UNCW	W	6-2
4/14	at	Hampden-Sydney	W	8-4
4/17		HAMPDEN-SYDNEY	W	9-3
4/21 (1)		OLD DOMINION	W	12-3
4/21 (2)		OLD DOMINION	L	1-12
4/24 (1)		MADISON	W	3-2
4/24 (2)		MADISON	L	7-9
4/28 (1)	at	Newport News App.	W	7-1
4/28 (2)	at	Newport News App.	W	9-3
5/1 (1)	at	Campbell	L	6-7

5/1 (2)	at	Campbell	W	7-3
5/6	at	Randolph-Macon	L	6-8
5/8		EAST CAROLINA	L	5-6

Home Games Played at Hotchkiss Field

1972
RECORD: 6-17
COACH: ED ALLEN

3/21		WILLIAM & MARY	L	2-6 (11)
3/23	at	Hampden-Sydney	W	5-4
3/26 (1)		WILLIAM PATERSON	L	2-5
3/26 (2)		WILLIAM PATERSON	W	5-4
3/29 (1)		EASTERN CONN.	L	2-7
3/29 (2)		EASTERN CONN.	L	4-12
4/3 (1)		CAMPBELL	W	3-2
4/3 (2)		CAMPBELL	L	3-4 (9)
4/5		MAINE	L	2-6
4/6		TOWSON STATE	W	7-2
4/12		RANDOLPH-MACON	L	1-4
4/18	at	Randolph-Macon	L	3-19
4/20 (1)		NEWPORT NEWS APP.	W	14-1
4/20 (2)		NEWPORT NEWS APP.	W	5-1
4/28 (1)	at	Madison	L	0-1
4/28 (2)	at	Madison	L	3-7
4/29		HAMPDEN-SYDNEY	L	1-8
5/2	at	Norfolk State	W	11-3
5/5		NORFOLK STATE	L	1-7
5/6 (1)	at	Lynchburg	L	4-8
5/6 (2)	at	Lynchburg	L	4-5
5/7		OLD DOMINION	L	2-5 (10)
5/13	at	Old Dominion	L	0-4

Home Games Played at Hotchkiss Field
 1972 Schedule Data is Unofficial

1973
RECORD: 11-14
COACH: ED ALLEN

3/25 (1)		WILLIAM PATERSON	L	1-2
3/25 (2)		WILLIAM PATERSON	W	7-3
3/28 (1)		MANSFIELD STATE	L	1-2
3/28 (2)		MANSFIELD STATE	L	1-4
4/3		HAMPDEN-SYDNEY	L	3-7
4/6		SOUTHERN CONN.	W	7-4
4/11 (1)	at	Newport News App.	L	1-9
4/11 (2)	at	Newport News App.	W	1-0
4/13	at	Towson State	L	4-12
4/14 (1)	at	Wilmington College	W	5-1
4/14 (2)	at	Wilmington College	W	2-0
4/17 (1)		HUNTER COLLEGE	W	3-0
4/17 (2)		HUNTER COLLEGE	L	4-5
4/19		VMI	L	2-11
4/21 (1)		MADISON	L	7-9
4/21 (2)		MADISON	W	2-1
4/24 (1)		SIENA	W	3-2
4/24 (2)		SIENA	W	6-5
4/30	at	Hampden-Sydney	W	4-3
5/1	at	Randolph-Macon	L	5-6
5/5 (1)	at	Old Dominion	L	8-15
5/5 (2)	at	Old Dominion	L	4-5

1973 Schedule Data is Incomplete

FIRST YEAR IN NCAA DIVISION I

1974
RECORD: 12-9
COACH: ED ALLEN

3/28 (1)		EASTERN CONN.	W	5-2
3/28 (2)		EASTERN CONN.	L	2-5
4/7 (1)		GEORGE MASON	W	4-2
4/7 (2)		GEORGE MASON	W	5-0
4/8 (1)		TOWSON STATE	W	3-2
4/8 (2)		TOWSON STATE	L	6-1
4/11 (1)		HUNTER COLLEGE	W	6-0
4/11 (2)		HUNTER COLLEGE	W	6-3
4/16 (1)		NEWPORT NEWS APP.	W	3-2
4/16 (2)		NEWPORT NEWS APP.	W	18-1
4/20 (1)	at	Madison	L	0-3 (9)

4/20 (2)	at	Madison	L	3-7
4/22		RANDOLPH-MACON	L	3-8
4/24 (1)		WILMINGTON COL.	L	5-6
4/24 (2)		WILMINGTON COL.	W	17-5
4/25 (1)	at	Hampden-Sydney	L	5-6
4/25 (2)	at	Hampden-Sydney	W	5-0
4/28 (1)		OLD DOMINION	L	4-5 (11)
4/28 (2)		OLD DOMINION	L	5-12
4/30 (1)	at	Newport News App.	W	5-0
4/30 (2)	at	Newport News App.	W	5-2

Home Games Played at Hotchkiss Field

1975
RECORD: 7-16
COACH: ED ALLEN

3/21		SOUTHERN CONN.	L	4-18
3/25 (1)		HUNTER	L	4-7
3/25 (2)		HUNTER	L	4-8
3/27 (1)		WESTFIELD STATE	L	4-7
3/27 (2)		WESTFIELD STATE	L	1-4
3/28 (1)		WESTFIELD STATE	L	6-8
3/28 (2)		WESTFIELD STATE	L	2-14
4/1 (1)		DELAWARE	L	0-8
4/1 (2)		DELAWARE	W	5-4 (8)
4/2		DELAWARE	L	3-5
4/4 (1)		HOBART	W	11-2
4/4 (2)		HOBART	W	11-10
4/7 (1)		WILMINGTON COL.	W	6-2
4/7 (2)		WILMINGTON COL.	L	7-9
4/9 (1)		NEWPORT NEWS APP.	W	5-4
4/9 (2)		NEWPORT NEWS APP.	L	7-9
4/12 (1)	at	George Mason	L	2-6
4/12 (2)	at	George Mason	L	1-4
4/17 (1)	at	Newport News App.	W	1-0
4/17 (2)	at	Newport News App.	L	2-4
4/19		MADISON	L	4-10
4/23 (1)	at	Old Dominion	L	1-9
4/23 (2)	at	Old Dominion	W	6-3

ED ALLEN (1969-75)

Overall: 69-64-1 (.519)

7 Seasons¹; 134 Games Coached²

¹ at VCU; Coached 1949-68 at RPI | ² Records Incomplete

1976
RECORD: 3-24-1
COACH: BILL BAILEY (FIRST SEASON)

3/13 (1)		FROSTBURG STATE	L	7-8
3/13 (2)		FROSTBURG STATE	T	10-10
3/15 (1)		PROVIDENCE	L	1-5
3/15 (2)		PROVIDENCE	L	0-5
3/19		SOUTHERN CONN.	W	9-0 (FF)
3/20 (1)		EASTERN CONN.	L	3-4
3/20 (2)		EASTERN CONN.	L	6-8
3/23		ST. LAWRENCE	L	5-6
3/27 (1)		GEORGE MASON	L	4-15
3/27 (2)		GEORGE MASON	L	1-8
4/7 (1)	at	Old Dominion	L	0-4
4/7 (2)	at	Old Dominion	L	0-3
4/8 (1)	at	Newport News App.	L	1-4
4/8 (2)	at	Newport News App.	L	2-5
4/10 (1)		TOWSON STATE	L	9-10
4/10 (2)		TOWSON STATE	L	1-6
4/14 (1)		NEWPORT NEWS APP.	L	5-8
4/14 (2)		NEWPORT NEWS APP.	W	6-5
4/15		FEDERAL CITY	W	21-5
4/16		EDINBORO STATE	L	3-17
4/17 (1)	at	Madison	L	0-8
4/17 (2)	at	Madison	L	1-16
4/20	at	Federal City	L	2-3
4/22	at	Randolph-Macon	L	3-4
4/25 (1)	at	Wilmington College	L	2-14
4/25 (2)	at	Wilmington College	L	4-5
4/26 (1)	at	Delaware	L	0-4
4/26 (2)	at	Delaware	L	1-14

Home Games Played at Hotchkiss Field

1977
RECORD: 5-31
COACH: BILL BAILEY

3/3	at	Hampden-Sydney	L	4-5 (11)
3/8	at	East Carolina	L	0-6
3/9	at	N.C. Wesleyan	W	4-0
3/10	at	UNCW	L	3-8
3/11	at	Francis Marion	L	4-16
3/14 (1)		COAST GUARD	L	7-9 (8)
3/14 (2)		COAST GUARD	L	3-6
3/16 (1)		OLD DOMINION	L	2-11
3/16 (2)		OLD DOMINION	L	6-11
3/19 (1)		DELAWARE	L	4-5
3/19 (2)		DELAWARE	L	0-2 (9)
3/24	at	William & Mary	L	7-8
3/29 (1)		MANSFIELD ST.	L	0-12
3/29 (2)		MANSFIELD ST.	L	1-4
3/30		RANDOLPH-MACON	W	2-1
3/31 (1) at		George Mason	L	0-11
3/31 (2) at		George Mason	L	3-9
4/6		WILLIAM & MARY	W	14-7
4/7	at	Liberty Baptist	L	4-12
4/9 (1) at		George Washington	L	3-13
4/9 (2) at		George Washington	L	1-9
4/13 (1)		NEWPORT NEWS APP.	L	2-13
4/13 (2)		NEWPORT NEWS APP.	L	6-7
4/18 (1)		VIRGINIA STATE	L	3-5
4/18 (2)		VIRGINIA STATE	L	2-5
4/21 (1)		NORFOLK STATE	L	8-9
4/21 (2)		NORFOLK STATE	W	3-1
4/23 (1)		MADISON	L	0-16
4/23 (2)		MADISON	L	2-12
4/25 (1) at		Virginia State	L	4-5
4/25 (2) at		Virginia State	L	6-7
4/26	at	Bridgewater	L	0-9
4/28 (1) at		Newport News App.	L	3-6
4/28 (2) at		Newport News App.	L	4-7
4/29 (1) at		Old Dominion	L	5-6
4/29 (2) at		Old Dominion	W	3-1

1978
RECORD: 4-27 (2-9 ECAC)
COACH: BILL BAILEY

3/17		EASTERN CONN.	L	2-7
3/18		LOCK HAVEN	L	2-10
3/19		LOCK HAVEN	L	4-9
3/21 (1)		OLD DOMINION*	L	0-9 (FF)
3/21 (2)		OLD DOMINION*	L	0-9 (FF)
3/22		FROSTBURG STATE	L	2-3
3/24		N.C. WESLEYAN	W	11-0
3/30	at	Randolph-Macon	L	3-14
3/31 (1)		ST. JOHN'S*	L	0-11
3/31 (2)		ST. JOHN'S*	L	2-9
4/2 (1)		GEORGE MASON	L	2-4
4/2 (2)		GEORGE MASON	L	3-7
4/3		GEORGE WASH.*	W	4-3 (13)
4/5 (1)		DUKE	L	0-5
4/5 (2)		DUKE	L	6-9 (9)
4/7		EAST CAROLINA	L	10-15
4/8		LYNCHBURG	L	1-9
4/10		HAMPDEN-SYDNEY	L	3-4
4/11 (1) at		Old Dominion*	L	6-7 (8)
4/11 (2) at		Old Dominion*	L	6-9
4/13	at	William & Mary*	L	2-4
4/14 (1)		NEWPORT NEWS APP.	W	20-4
4/14 (2)		NEWPORT NEWS APP.	L	9-11
4/17	at	Virginia Tech	L	5-15
4/18 (1)		LIBERTY BAPTIST	L	3-19
4/18 (2)		LIBERTY BAPTIST	L	0-2
4/22	at	James Madison*	L	3-10
4/22	at	James Madison*	L	0-15
4/23	at	Lynchburg	L	6-17
4/24		WILLIAM & MARY*	W	7-3
4/30		VIRGINIA TECH	L	5-11

* - Eastern Collegiate Athletic Conference Game

BILL BAILEY (1976-78)
Overall: 12-82-1 (.132), Conf.: (2-9)
 3 Seasons; 95 Games Coached

1979
RECORD: 15-18-1 (5-9 ECAC)
COACH: LOU MARTIN (FIRST SEASON)

3/12		COAST GUARD	W	3-0
3/13		LOCK HAVEN	W	14-9
3/14		LOCK HAVEN	L	0-9 (FF)
3/15		RANDOLPH-MACON	L	0-10
3/16		SHIPPENSBURG	W	14-7
3/17		SE MASSACHUSETTS	W	3-0
3/18		MASSACHUSETTS	W	5-4
3/19 (1) at		George Washington*	L	4-10
3/19 (2) at		George Washington*	L	4-8
3/20		SAINT PAUL'S	W	15-2
3/23 (1)		DUKE	L	8-11
3/23 (2)		DUKE	L	2-9
3/25		JOHNS HOPKINS	W	9-1
3/26 (1)		OLD DOMINION*	L	0-1
3/26 (2)		OLD DOMINION*	W	6-0
3/28	at	Virginia Tech	L	4-5
3/30 (1) at		Old Dominion*	L	6-7
3/30 (2) at		Old Dominion*	L	3-6
3/31	at	Navy	L	1-4
4/1		VIRGINIA TECH	W	5-4
4/5	at	Lynchburg	T	0-0 (12)
4/7		HAMPDEN-SYDNEY	L	4-9
4/11	at	Richmond*	L	3-15
4/15	at	Virginia	L	4-17
4/16	at	Catholic*	W	7-6 (13)
4/17	at	William & Mary*	L	4-8
4/18 (1)		VMI	W	5-2
4/18 (2)		VMI	W	4-3
4/19	at	East Carolina	L	2-10
4/20		VIRGINIA	W	14-3
4/21 (1)		JAMES MADISON*	L	0-5
4/21 (2)		JAMES MADISON*	W	2-1
4/23		LYNCHBURG	L	7-9 (11)
4/24		WILLIAM & MARY*	W	4-0

* - Eastern Collegiate Athletic Conference Game

1980
RECORD: 23-28-1
COACH: LOU MARTIN

3/7	at	Randolph-Macon	L	0-1
3/9 (1) at		Georgia State	L	5-7
3/9 (2) at		Georgia State	L	6-10
3/10	at	Georgia Tech	L	3-7
3/14	at	Davidson	W	9-7
3/15 (1) at		Charlotte	W	6-1
3/15 (2) at		Charlotte	W	15-3
3/19 (1) at		Old Dominion	W	2-1
3/19 (2) at		Old Dominion	W	3-2
3/20	at	Virginia	W	15-8
3/25		SE MASSACHUSETTS	L	3-8
3/26 (1)		LOCK HAVEN	W	3-2
3/26 (2)		LOCK HAVEN	W	10-2
3/27	at	Richmond	W	2-1
3/30		RHODE ISLAND	L	0-4
4/1		FROSTBURG STATE	W	10-0
4/2		CALIF. STATE COL. (Pa.)	W	12-3
4/5		VIRGINIA TECH	W	4-3
4/5 (1)		CATHOLIC	L	3-5
4/5 (2)		CATHOLIC	W	6-3
4/7		VIRGINIA WESLEYAN	W	18-7
4/8 (1) at		George Mason	W	5-2
4/8 (2) at		George Mason	L	9-14
4/10 (1)		GEORGE WASH.	L	1-2
4/10 (2)		GEORGE WASH.	L	3-9
4/11	at	Lynchburg	L	7-8
4/12 (1)		OLD DOMINION	L	4-6
4/12 (2)		OLD DOMINION	L	1-2
4/13 (1)		ST. JOHN'S	W	7-1
4/13 (2)		ST. JOHN'S	L	4-16
4/15		WILLIAM & MARY	W	13-2
4/16 (1) at		Liberty Baptist	L	0-3

4/16 (2) at		Liberty Baptist	W	12-4
4/18		LYNCHBURG	T	4-4
4/19 (1) at		James Madison	L	3-5
4/19 (2) at		James Madison	L	2-14
4/20 (1) at		William & Mary	L	0-3
4/20 (2) at		William & Mary	W	2-0
4/21		RICHMOND	L	2-4
4/22 (1) at		Catholic	L	0-6
4/22 (2) at		Catholic	L	4-8
4/23 (1) at		Virginia Tech	L	5-9
4/23 (2) at		Virginia Tech	L	9-17
4/25	vs.	Old Dominion#	L	0-10
4/25	vs.	Norfolk State#	W	4-2
4/26	vs.	Virginia Wesleyan#	W	6-4
4/26 (1) vs.		Old Dominion#	W	7-1
4/26 (2) vs.		Old Dominion#	L	0-4
5/5		MARYLAND	L	1-7
5/9	vs.	Jacksonville^	L	4-5 (10)
5/10	vs.	Charlotte^	W	6-5
5/11	vs.	Georgia State^	L	3-6

- Tidewater Invitational (Met Park - Norfolk, Va.)
 ^ - Sun Belt Tournament (Stanky Field - Mobile, Ala.)

1981
RECORD: 13-34 (2-10 SUN BELT)
COACH: LOU MARTIN

3/9 (1) at		Georgia State*	L	7-10
3/9 (2) at		Georgia State*	L	13-14
3/10	at	Georgia State	L	3-12
3/11 (1) at		UAB*	L	0-10
3/11 (2) at		UAB*	L	0-9
3/12	at	Davidson	W	7-2
3/13 (1) at		Charlotte*	L	3-4
3/13 (2) at		Charlotte*	L	0-6
3/18	at	Old Dominion	L	10-17
3/20 (1)		SHIPPENSBURG	L	1-6
3/20 (2)		SHIPPENSBURG	W	5-4
3/21 (1)		SHIPPENSBURG	L	4-5
3/21 (2)		SHIPPENSBURG	W	6-0
3/22		LOCK HAVEN	W	11-10
3/24 (1)		GEORGIA STATE*	L	1-2
3/24 (2)		GEORGIA STATE*	W	13-2
3/26	at	George Mason	L	7-8
3/27		PITT	L	4-7
3/28		CATHOLIC	W	6-1
3/29 (1)		VERMONT	L	6-7
3/29 (2)		VERMONT	L	5-9
3/31 (1) at		Virginia Tech	L	5-6
3/31 (2) at		Virginia Tech	L	1-13
4/1	at	Old Dominion	L	1-9
4/4 (1) at		Liberty Baptist	W	6-2
4/4 (2) at		Liberty Baptist	L	4-5
4/7		OLD DOMINION	W	7-4
4/8	at	Richmond	L	3-4
4/10	at	Virginia	L	6-7
4/11 (1)		UAB*	L	4-10
4/11 (2)		UAB*	L	3-8
4/12 (1)		JAMES MADISON	L	1-5
4/12 (2)		JAMES MADISON	L	3-8
4/15		VIRGINIA	W	10-7
4/18 (1)		CHARLOTTE*	W	2-0
4/18 (2)		CHARLOTTE*	L	7-8
4/20 (1) at		Catholic	L	5-6
4/20 (2) at		Catholic	L	0-4
4/22	at	Richmond	L	3-11
4/23		WILLIAM & MARY	W	8-1
4/25		TOWSON STATE	L	7-8
4/26		TOWSON STATE	L	2-4
4/27	at	William & Mary	L	3-4
4/28 (1) at		VMI	W	17-8
4/28 (2) at		VMI	W	14-10
4/29 (1)		VIRGINIA TECH	L	3-8
4/29 (2)		VIRGINIA TECH	L	6-14

* - Sun Belt Conference North Division Game
 First two games in each SBC series counted towards Sun Belt record



YEAR-BY-YEAR SCHEDULE / RESULTS

1982

RECORD: 9-24 (2-4 SUN BELT)
COACH: LOU MARTIN

3/8	at	Georgia State	L	4-5
3/9 (1)	at	UAB*	L	0-11
3/9 (2)	at	UAB*	W	2-1
3/11	at	Wake Forest	L	10-15
3/12 (1)	at	Charlotte*	L	3-4
3/12 (2)	at	Charlotte*	L	0-10
3/14 (1)	at	High Point	L	7-8
3/14 (2)	at	High Point	L	1-11
3/18	at	Howard	W	12-8
3/23	at	Liberty Baptist	L	3-7
3/25	at	CNU	W	6-1
3/28		GEORGE MASON	W	17-7
3/29		OLD DOMINION	L	2-10
3/31 (1)		VMI	W	9-8 (8)
3/31 (2)		VMI	W	9-3
4/1	at	Virginia	L	15-16
4/7 (1)		CHARLOTTE*	L	7-19
4/7 (2)		CHARLOTTE*	W	9-3
4/8		UMBC	W	8-7 (11)
4/10		HOWARD	L	4-5
4/12		LONGWOOD	W	9-5
4/13		WILLIAM & MARY	L	11-14
4/15	#12	VIRGINIA TECH	L	3-4
4/16	at	Liberty Baptist	L	2-10
4/17	at	Liberty Baptist	L	9-10
4/18		TOWSON STATE	L	7-14
4/20	at	Old Dominion	L	9-10
4/22	at	Richmond	L	2-4
4/25	at	Virginia Tech	L	10-23
4/29 (1)	at	James Madison	L	2-3 (12)
4/29 (2)	at	James Madison	L	0-10
4/30	at	George Mason	L	3-8
5/1		VIRGINIA	L	1-17

* - Sun Belt Conference North Division Game
Home Games played at Parker Field
Note: First two games in each SBC series counted towards Sun Belt record

LOU MARTIN (1979-82)

Overall: 60-104-2 (.367), Conf.: 4-14 (.222)
4 Seasons; 166 Games Coached

1983

RECORD: 13-32 (0-16 SUN BELT)
COACH: TONY GUZZO (FIRST SEASON)

3/2	at	East Carolina	L	1-2
3/3	at	William & Mary	L	5-7
3/5 (1)	at	Virginia	L	8-11
3/5 (2)	at	Virginia	L	4-5
3/10 (1)	at	East Carolina	L	6-8
3/10 (2)	at	East Carolina	L	2-3
3/11	at	East Carolina	L	0-10
3/13		RANDOLPH-MACON	W	8-4
3/14	at	NC State	L	1-8
3/15	at	Randolph-Macon	W	9-2
3/16	at	James Madison	W	5-3
3/19 (1)	at	Jacksonville*	L	10-14
3/19 (2)	at	Jacksonville*	L	4-13
3/20	at	Jacksonville*	L	1-13
3/22		PROVIDENCE	L	10-16
3/23	at	VMI	W	7-3
3/24		PROVIDENCE	L	1-5
3/25		BRANDEIS	L	5-8
3/26 (1)		OLD DOMINION*	L	0-12
3/26 (2)		OLD DOMINION*	L	6-10
3/29 (1)		POINT PARK	W	3-1
3/29 (2)		POINT PARK	W	5-4
3/30		POINT PARK	W	2-1
4/2		VIRGINIA TECH	L	4-9
4/3	at	Virginia Tech	L	4-6
(1)		VIRGINIA STATE	W	17-10
(2)		VIRGINIA STATE	W	9-0
4/5	at	Towson State	L	4-11
4/9 (1)	at	Old Dominion*	L	7-13
4/9 (2)	at	Old Dominion*	L	2-12
4/13		JAMES MADISON	L	7-20

4/14	at	Richmond	W	8-6
4/17 (1)		CHARLOTTE*	L	3-4
4/17 (2)		CHARLOTTE*	L	2-10
4/18		CHARLOTTE*	L	7-10
4/20		RICHMOND	L	2-13
4/22 (1)		CNU	W	2-0
4/22 (2)		CNU	W	4-0
4/23	at	Virginia Wesleyan	W	11-2
4/25 (1)		JACKSONVILLE*	L	7-11
4/25 (2)		JACKSONVILLE*	L	0-8
4/26		JACKSONVILLE*	L	3-14
4/30 (1)	at	Charlotte*	L	1-10
4/30 (2)	at	Charlotte*	L	5-9
5/1	at	Charlotte*	L	8-9

* - Sun Belt Conference East Division Game
Home Games played at Parker Field

1984

RECORD: 19-28 (4-12 SUN BELT)
COACH: TONY GUZZO

2/29	at	William & Mary	L	2-6
3/2	at	NC State	L	3-13
3/3	vs.	Elizabethtown#^	W	21-2 (5)
3/4	at	The Citadel	W	8-2
3/7 (1)	at	Jacksonville*	W	3-2 (8)
3/7 (2)	at	Jacksonville*	L	1-13
3/11	at	North Carolina	L	3-19
3/16		TRENTON STATE	W	6-2
3/17 (1)		OHIO	W	7-6 (8)
3/17 (2)		OHIO	L	4-5
3/18	at	Virginia Wesleyan	W	6-1
3/19		ST. JOHN'S	L	3-11
3/20 (1)	at	Old Dominion*	L	0-1
3/20 (2)	at	Old Dominion*	L	5-6
3/23		RHODE ISLAND COL.	W	14-3 (8)
3/24 (1)		PROVIDENCE	L	2-7
3/24 (2)		PROVIDENCE	W	4-3
3/25	at	Old Dominion*	L	2-11
3/27	at	Virginia	L	1-3
3/31 (1)	at	Virginia Tech	L	0-2
3/31 (2)	at	Virginia Tech	L	5-7
4/1 (1)		VIRGINIA STATE	W	24-1
4/1 (2)		VIRGINIA STATE	W	9-4
4/2 (1)	at	Liberty Baptist	L	2-6
4/2 (2)	at	Liberty Baptist	L	2-8
4/3		WILLIAM & MARY	W	13-6
4/7	at	George Mason	W	4-1
4/8		JACKSONVILLE*	L	0-4
4/9 (1)		JACKSONVILLE*	L	0-3
4/9 (2)		JACKSONVILLE*	L	2-3
4/10	at	CNU	W	15-5 (10)
4/11	at	Richmond	W	9-5
4/12		EAST CAROLINA	L	1-11
4/13	at	North Carolina	L	3-4
4/14	at	Charlotte*	W	4-2
4/15 (1)	at	Charlotte*	W	2-0
4/15 (2)	at	Charlotte*	L	4-15
4/17	vs.	Towson State	L	8-10
4/19	at	East Carolina	W	6-2
4/21 (1)		OLD DOMINION*	L	3-6
4/21 (2)		OLD DOMINION*	L	6-12
4/24	at	James Madison	L	2-10
4/25	at	Maryland	L	4-6
4/26		CNU	W	13-3
4/28 (1)		CHARLOTTE*	W	6-5 (8)
4/28 (2)		CHARLOTTE*	L	0-3
4/29		CHARLOTTE*	L	6-9

- Played in Charleston, S.C. | ^ - Game called in five inn. due to darkness
* - Sun Belt Conference East Division Game

1985

RECORD: 20-32 (4-14 SUN BELT)
COACH: TONY GUZZO

2/28	at	William & Mary	L	7-8
3/2		CNU	W	17-3
3/3	at	NC State	L	3-10
3/4	at	Richmond	W	8-7
3/5	at	Virginia	L	6-7
3/7	at	East Carolina	L	4-5 (10)

3/8	at	Randolph-Macon	L	0-3 (6)
3/10 (1)		GEORGE MASON	L	0-3
3/10 (2)		GEORGE MASON	W	14-11
3/11		WILLIAM & MARY	W	5-2
3/12		SE MASSACHUSETTS	W	23-3
3/13	at	Maryland	L	4-7
3/15 (1)	at	Jacksonville*	L	0-7
3/15 (2)	at	Jacksonville*	L	3-14
3/16	at	Jacksonville*	W	12-3
3/19		CCSU	W	6-1
3/20 (1)		ST. JOHN'S	L	2-7
3/20 (2)		ST. JOHN'S	L	6-11
3/21		UMBC	W	11-8
3/26	at	VMI	L	4-6
3/27	at	Virginia	L	7-9
3/28	at	Virginia Tech	L	4-15
3/30 (1)		OLD DOMINION*	L	1-9
3/30 (2)		OLD DOMINION*	L	1-6
3/31		OLD DOMINION*	L	7-9
4/2	at	North Carolina	L	4-16
4/3 (1)	at	Virginia State	W	10-5
4/3 (2)	at	Virginia State	W	19-3
4/4	at	James Madison	L	1-9
4/7 (1)		JACKSONVILLE*	L	4-13
4/7 (2)		JACKSONVILLE*	L	8-12
4/8		JACKSONVILLE*	L	4-5
4/9	at	George Washington	W	7-2 (10)
4/10	at	Virginia Wesleyan	L	6-7
4/12		WAKE FOREST	L	9-15
4/13 (1)		CHARLOTTE*	W	7-6
4/13 (2)		CHARLOTTE*	W	13-12
4/14		CHARLOTTE*	L	11-12
4/16	at	Richmond	W	6-5
4/17	at	Longwood	L	10-11
4/18	at	Towson State	W	10-6
4/20 (1)	at	Charlotte*	W	5-2
4/20 (2)	at	Charlotte*	L	0-4
4/21	at	Charlotte*	L	10-11
4/23 (1)	at	Virginia State	W	18-0
4/23 (2)	at	Virginia State	W	15-4
4/24	at	CNU	W	25-0
4/26		VIRGINIA TECH#	W	16-9
4/27 (1)	at	Old Dominion*	L	1-3
4/27 (2)	at	Old Dominion*	L	3-11
4/28	at	Old Dominion*	L	4-11
5/1	at	Virginia Wesleyan	L	3-4

* - Sun Belt Conference East Division Game
- VCU's first game at The Diamond

1986

RECORD: 26-32 (4-13 SUN BELT)
COACH: TONY GUZZO

2/28	at	Atlantic Christian	W	6-4
3/1 (1)		VIRGINIA STATE#	W	12-0 (5)
3/1 (2)		VIRGINIA STATE#	W	3-2
3/4		VMI#	W	7-6
3/6	at	CNU	L	4-7
3/7	at	NC State	W	14-7
3/8		GEORGE MASON	L	1-2
3/9		MARYLAND	W	12-8
3/10		ATLANTIC CHRISTIAN	L	2-4
3/11	at	East Carolina	L	8-9
3/12	at	Duke	L	0-9
3/16 (1)	at	Jacksonville*	L	3-8
3/16 (2)	at	Jacksonville*	W	12-10
3/18		RANDOLPH-MACON	W	6-0
3/20	at	Virginia	L	6-7
3/22 (1)		PROVIDENCE	W	10-0
3/22 (2)		PROVIDENCE	W	4-0
3/23		VIRGINIA WESLEYAN	W	6-0
3/24		OHIO	W	5-3
3/25		OSWEGO STATE	W	5-2
3/26		UMBC	L	3-8
3/27	at	Richmond	L	5-6
3/28		NICHOLS COLLEGE	W	16-7
3/29 (1)		OLD DOMINION*	L	0-3
3/29 (2)		OLD DOMINION*	L	5-7
3/30		OLD DOMINION*	L	5-9
3/31		EAST CAROLINA	W	5-4 (10)
4/1 (1)		SAINT JOSEPH'S COL.	L	6-7
4/1 (2)		SAINT JOSEPH'S COL.	L	5-6



YEAR-BY-YEAR SCHEDULE / RESULTS

4/2	DELAWARE	W	10-4
4/3	TOWSON STATE	W	7-3
4/4	JAMES MADISON	L	5-7
4/5 (1) at	Old Dominion*	L	2-7
4/5 (2) at	Old Dominion*	L	3-4
4/6 at	Old Dominion*	L	2-5
4/8 at	George Mason	L	7-10
4/12 at	Virginia Wesleyan	L	3-10
4/13 (1)	CHARLOTTE*	L	1-15
4/13 (2)	CHARLOTTE*	L	3-4
4/14	CHARLOTTE*	W	8-4
4/15 at	Virginia Tech	L	8-9 (8)
4/20	CNU	W	10-2
4/23 (1)	VIRGINIA STATE#	W	10-0 (5)
4/23 (2)	VIRGINIA STATE#	W	16-1 (5)
4/24	WILLIAM & MARY	W	7-6 (7)
4/25 at	James Madison	L	6-8
4/26 (1) at	Charlotte*	L	7-14
4/26 (2) at	Charlotte*	L	5-6
4/27 at	Charlotte*	W	4-2
4/29	JACKSONVILLE*	L	3-12
4/30 (1)	JACKSONVILLE*	W	4-3
4/30 (2)	JACKSONVILLE*	L	3-6
5/3 (1) at	Richmond	L	8-9
5/3 (2) at	Richmond	W	13-1
5/10 at	North Carolina	L	7-10
5/13 at	South Florida^	L	4-13
5/14 vs.	Charlotte^	W	9-0
5/15 vs.	Old Dominion^	L	5-9

- Played at Shepherd Stadium (Colonial Heights, Va.)
 * - Sun Belt Conference East Division Game
 ^ - Sun Belt Tournament (Red McEwen Field - Tampa, Fla.)

1987

RECORD: 25-22 (5-11 SUN BELT)
COACH: TONY GUZZO

2/27 at	CNU#	W	10-1
3/2 at	Duke	W	8-7
3/3 at	George Mason	L	7-11
3/4 at	Virginia	L	1-6
3/5 at	William & Mary	W	8-0
3/6 at	Atlantic Christian	W	9-8
3/8 at	Jacksonville*	L	4-7
3/9 (1) at	Jacksonville*	W	5-1
3/9 (2) at	Jacksonville*	L	2-3
3/11 at	Duke	W	6-3
3/12 at	NC State	L	2-14
3/13 at	Atlantic Christian	L	8-11
3/14 at	East Carolina	W	2-1 (12)
3/15	FAIRFIELD	W	3-0
3/20 (1)	YALE	L	2-6
3/20 (2)	YALE	L	5-9
3/21 (1)	PROVIDENCE	W	7-0
3/21 (2)	PROVIDENCE	W	7-5
3/22 at	Virginia Tech	L	3-7
3/25 at	Longwood	W	11-3
3/25 at	Richmond	L	7-8
3/26 at	Randolph-Macon	W	12-8
3/27	NICHOLS COLLEGE	W	16-2 (5)
3/28	CHARLOTTE*	L	2-13
3/29 (1)	CHARLOTTE*	L	6-7 (8)
3/29 (2)	CHARLOTTE*	W	9-7
4/2	SOUTHERN MAINE	W	15-1
4/5 (1)	OLD DOMINION*	W	4-1
4/5 (2)	OLD DOMINION*	L	0-4
4/6	GEORGE MASON	W	7-4
4/8	VIRGINIA WESLEYAN	W	10-1
4/11 (1) at	Charlotte*	L	0-1 (8)
4/11 (2) at	Charlotte*	L	2-3
4/12 at	Charlotte*	L	4-10
4/17 (1)	JACKSONVILLE*	L	1-3
4/17 (2)	JACKSONVILLE*	L	0-6
4/18	EAST CAROLINA	W	11-5
4/19	NC STATE	L	12-13 (11)
4/21	JAMES MADISON	W	12-0
4/22	RICHMOND	W	8-7
4/23	VIRGINIA	L	6-13
4/28 at	James Madison	L	2-5
4/29	CNU	W	11-2
5/2 (1) at	Old Dominion*	W	8-4
5/2 (2) at	Old Dominion*	L	3-4

5/3 at	Old Dominion*	W	10-9
5/8	VIRGINIA TECH	W	3-2 (12)

- Played at Virginia Wesleyan Univ. (Virginia Beach, Va.)
 * - Sun Belt Conference East Division Game

1988

NCAA ATLANTIC REGIONAL
SUN BELT TOURNAMENT CHAMPIONS
RECORD: 45-16-1 (11-5-1 SUN BELT)
COACH: TONY GUZZO

2/26 (1)	VIRGINIA STATE	L	4-5
2/26 (2)	VIRGINIA STATE	W	10-0
2/27	WILLIAM & MARY	L	0-2
2/28	GEORGE MASON	L	2-10
3/1 at	Liberty	W	8-3
3/2 at	Atlantic Christian	W	8-2
3/4	LIBERTY	W	9-3
3/6 (1)	PROVIDENCE	W	4-3
3/6 (2)	PROVIDENCE	W	3-0
3/7	CNU	W	13-2
3/8	LOCK HAVEN	W	17-5
3/11 at	East Carolina	W	5-4 (11)
3/12 at	NC State	L	1-19
3/13	FAIRFIELD	W	5-0
3/14 (1)	VERMONT	W	9-6
3/14 (2)	VERMONT	L	3-7 (8)
3/15	ATLANTIC CHRISTIAN	W	5-2
3/16	RANDOLPH-MACON	W	11-6
3/19 (1) at	Jacksonville*	L	4-13
3/19 (2) at	Jacksonville*	W	8-0
3/22	HARTFORD	W	8-3
3/23	DUKE	W	11-5
3/24	NICHOLS COLLEGE	W	18-1
3/25	YALE	W	5-0
3/26	CHARLOTTE*	T	1-1 (5)
3/27 (1)	CHARLOTTE*	W	1-0
3/27 (2)	CHARLOTTE*	W	10-2
3/29	MARY WASHINGTON	W	12-2
3/30 at	Virginia Tech	L	8-11
3/31 at	Maryland	L	11-16
4/1 (1)	OLD DOMINION*	W	2-1 (9)
4/1 (2)	OLD DOMINION*	W	3-0
4/3	OLD DOMINION*	W	9-5
4/5	LONGWOOD	W	3-1
4/9 at	James Madison	L	13-15 (10)
4/10	JACKSONVILLE*	W	2-1
4/11 (10)	JACKSONVILLE*	L	3-4 (9)
4/11 (2)	JACKSONVILLE*	W	7-0
4/14 at	George Mason	W	9-2
4/15	VIRGINIA WESLEYAN	W	22-0
4/16 (1)	VIRGINIA STATE	W	12-1
4/16 (2)	VIRGINIA STATE	W	14-0
4/17 at	Virginia Wesleyan	W	14-5
4/20	RICHMOND	W	10-1
4/23 (1) at	Charlotte*	W	13-1
4/23 (2) at	Charlotte*	W	6-3
4/24 at	Charlotte*	W	4-3
4/27 at	CNU	W	6-4
4/29	WAKE FOREST	W	4-2
4/30 (1) at	Old Dominion*	L	2-3 (9)
4/30 (2) at	Old Dominion*	L	1-3
5/1 at	Old Dominion*	L	1-2
5/2	VIRGINIA TECH	W	7-6
5/3	NC STATE	L	3-11
5/4 at	North Carolina	W	4-2 (7)
5/7 at	Richmond	W	2-1
5/18 vs.	South Florida^	W	11-10
5/19 vs.	Charlotte^	W	9-0
5/20 at	Western Kentucky^	W	4-3
5/21 vs.	Jacksonville^	W	7-1
5/25 vs. #22	Georgia Tech%	L	6-9
5/26 vs.	Towson State%	L	2-4

* - Sun Belt Conference East Division Game
 ^ - Sun Belt Tournament (Nick Denes Field - Bowling Green, Ky.)
 % - NCAA Atlantic Regional (Mark Light Field - Coral Gables, Fla.)

1989

RECORD: 30-15 (8-7 SUN BELT)
COACH: TONY GUZZO

3/1 at	Virginia	W	6-2
3/2 at	Liberty	W	7-4
3/3	VMI	W	4-3 (10)
3/10	TOWSON STATE	W	5-0
3/10	ATLANTIC CHRISTIAN	W	8-3
3/11	UCONN	W	4-0
3/12	RANDOLPH-MACON	W	6-2
3/13	CNU	W	11-3
3/14	RHODE ISLAND COL.	W	10-3
3/15 at	NC State	W	7-6
3/17	OLD DOMINION*	W	6-5 (15)
3/18 (1)	OLD DOMINION*	L	6-7
3/18 (2)	OLD DOMINION*	W	4-0
3/21 (1)	SAINT JOSEPH'S COL.	W	2-1
3/21 (2)	SAINT JOSEPH'S COL.	W	21-0
3/25 (1)	CHARLOTTE*	L	1-3 (14)
3/25 (2)	CHARLOTTE*	L	4-7
3/26	CHARLOTTE*	W	5-0
3/28	JAMES MADISON	W	10-0
3/29	SCRANTON	W	17-1
4/2	NC STATE	L	1-9
4/4 at	Richmond	W	14-11
4/8 (1) at	Jacksonville*	L	0-6
4/8 (2) at	Jacksonville*	W	6-5
4/9 at	Jacksonville*	W	10-0
4/11 at	James Madison	L	5-13
4/14	SOVIET NTL TM (Exh.)	W	16-2
4/16 (1) at	Charlotte*	L	1-4
4/16 (2) at	Charlotte*	L	0-2
4/18 at	Radford	W	9-6
4/19 at	Virginia Tech	W	9-4
4/21 at	East Carolina	W	14-7
4/22 at	East Carolina	L	4-7
4/24 at	George Mason	L	0-2
4/26	RADFORD	W	15-3
4/29 at	Old Dominion*	W	10-3
4/30 at	Old Dominion*	W	3-1
5/1	RICHMOND	L	0-5 (8)
5/2	VIRGINIA	W	6-2
5/3	LIBERTY	W	3-2
5/4	VIRGINIA TECH	W	9-3
5/7 (1)	JACKSONVILLE*	L	0-2
5/7 (2)	JACKSONVILLE*	W	9-5
5/10	NORTH CAROLINA	L	1-4
5/17 vs.	South Alabama^	L	5-6
5/18 vs.	South Florida^	L	5-9

* - Sun Belt Conference East Division Game
 ^ - Sun Belt Tournament (Brest Field - Jacksonville, Fla.)

1990

RECORD: 18-29 (2-14 SUN BELT)
COACH: TONY GUZZO

2/27	LIBERTY	W	6-5 (10)
2/28	VIRGINIA STATE	W	17-3
3/1 at	James Madison	L	0-2
3/2	SHIPPENSBURG	W	13-12
3/4	GEORGE MASON	W	2-1
3/5	VIRGINIA TECH	L	5-6 (10)
3/7 at	Virginia	L	8-15
3/8	NC STATE	L	5-11
3/9	RUTGERS	L	3-7
3/10	RUTGERS	L	2-4
3/11	RUTGERS	L	6-10
3/12 (1)	HOWARD	W	7-6
3/12 (2)	HOWARD	W	11-1
3/13 at	East Carolina	L	3-4
3/14	CNU	W	10-3
3/15 (1)	SAINT JOSEPH'S COL.	W	9-2
3/15 (2)	SAINT JOSEPH'S COL.	W	6-0
3/17	ATLANTIC CHRISTIAN	W	7-4 (6)
3/19 at	Virginia Tech	L	1-5
3/20 at	North Carolina	L	6-10
3/21	RICHMOND	L	6-8 (13)
3/23	HARTFORD	W	5-4
3/26 (1)	OLD DOMINION*	L	4-10
3/26 (2)	OLD DOMINION*	W	3-2 (9)



YEAR-BY-YEAR SCHEDULE / RESULTS

3/27	BROWN	W	15-3
3/28	WILLIAM & MARY	L	3-5
4/4 at	Mary Washington	W	7-5
4/7 (1) at	Jacksonville*	L	3-4
4/7 (2) at	Jacksonville*	L	2-7
4/8 at	Jacksonville*	L	5-12
4/11 at	George Mason	L	4-5
4/14 (1)	CHARLOTTE*	W	2-1 (8)
4/14 (2)	CHARLOTTE*	L	2-3
4/22 (1) at	Charlotte*	L	0-6
4/22 (2) at	Charlotte*	L	4-14
4/23 at	Charlotte*	L	0-2
4/24	EAST CAROLINA	L	3-8
4/25 at	Wake Forest	W	13-8
4/26 at	Liberty	W	21-10
4/29 (1) at	Old Dominion*	L	5-14
4/29 (2) at	Old Dominion*	L	1-3
4/30 at	Old Dominion*	L	1-3
5/1 at	Georgetown	W	9-0
5/2 at	Richmond	L	1-2
5/5	JACKSONVILLE*	L	2-4
5/6 (1)	JACKSONVILLE*	L	1-7
5/6 (2)	JACKSONVILLE*	L	0-6

* - Sun Belt Conference East Division Game

1991
RECORD: 38-20 (9-8 SUN BELT)
COACH: TONY GUZZO

2/23 (1)	SHIPPENSBURG	W	4-1
2/23 (2)	SHIPPENSBURG	W	3-2 (8)
2/24	SHIPPENSBURG	W	14-5
2/26 at	Duke	W	11-8
2/27 at	Virginia	L	2-7
3/1	VIRGINIA	W	5-0
3/2 at	VMI	W	11-3
3/5	EAST CAROLINA	W	9-8
3/6	RICHMOND	W	9-3
3/9	MARYLAND	W	7-3
3/10	MARYLAND	L	3-4
3/11	VIRGINIA WESLEYAN	W	15-1
3/12 (1)	HOWARD	W	8-1
3/12 (2)	HOWARD	W	11-4
3/15 (1)	TOWSON STATE	W	11-0
3/15 (2)	TOWSON STATE	L	5-10
3/16 at	Maryland	L	4-5
3/17 at	Radford	W	14-2
3/20 at	NC State	L	3-12
3/21 at	Virginia Tech	W	5-3
3/23 (1) at	Old Dominion*	L	4-6
3/23 (2) at	Old Dominion*	L	4-8
3/24 at	Old Dominion*	W	17-14
3/26 at	Richmond	L	2-3
3/27 at	James Madison	L	4-11
3/28 (1)	SAINT JOSEPH'S COL.	W	9-3
3/28 (2)	SAINT JOSEPH'S COL.	W	17-1
3/31 (1)	UNCW	W	3-0
3/31 (2)	UNCW	W	5-0
4/2 (1)	RIDER	W	2-1
4/2 (2)	RIDER	W	4-0
4/3	RIDER	W	9-8 (10)
4/4	PACE	W	11-4
4/6 (1) at	Jacksonville*	W	4-1
4/6 (2) at	Jacksonville*	W	5-3
4/7 at	Jacksonville*	L	3-11
4/10 at	George Mason	L	3-5
4/11	VIRGINIA STATE	W	8-1
4/13 (1)	CHARLOTTE*	W	5-3
4/13 (2)	CHARLOTTE*	L	2-11
4/17 at	Liberty	L	1-4
4/20 (1) at	Charlotte*	W	2-1
4/20 (2) at	Charlotte*	L	4-5
4/21 at	Charlotte*	W	8-3
4/23 at	William & Mary	W	6-4
4/25	GEORGE MASON	L	2-6
4/27 (1)	OLD DOMINION*	W	2-1
4/27 (2)	OLD DOMINION*	L	2-4
4/28	OLD DOMINION*	W	6-4
5/1	RADFORD	W	3-0
5/2	VIRGINIA TECH	W	5-3
5/4	JACKSONVILLE*	L	1-3

5/5 (1)	JACKSONVILLE*	L	2-5
5/5 (2)	JACKSONVILLE*	W	5-4
5/11 at	East Carolina	W	5-1
5/12	JAMES MADISON	W	8-2
5/15 vs.	South Alabama^	L	0-11
5/16 vs.	Old Dominion^	L	1-5

* - Sun Belt Conference East Division Game
^ - Sun Belt Tournament (Brest Field - Jacksonville, Fla.)

1992
NCAA CENTRAL REGIONAL RUNNER-UP
RECORD: 35-22 (10-6 METRO)
COACH: TONY GUZZO

2/21 at	North Carolina	W	2-1
2/22 (1) at	UNCW	L	0-3
2/22 (2) at	UNCW	W	4-0
2/29	GEORGE MASON	W	4-1
3/3 at	George Washington	W	11-8
3/4	RICHMOND	W	4-3
3/6	RUTGERS	W	4-2
3/9 at	Radford	L	11-12
3/13	SOUTHERN MISS*	W	7-0
3/14	SOUTHERN MISS*	W	9-6
3/15	SOUTHERN MISS*	L	3-6
3/17 at	Liberty	W	16-1
3/18 (1)	HOWARD	W	7-1
3/18 (2)	HOWARD	W	13-5
3/20 at	Tulane*	L	1-11
3/21 (1) at	Tulane*	L	4-9
3/21 (2) at	Tulane*	W	12-6 (5)
3/24 at	James Madison	W	10-7
3/27	CHARLOTTE*	W	8-4
3/28	CHARLOTTE*	W	6-2
3/29	CHARLOTTE*	L	8-9 (10)
3/31	CAMPBELL	W	15-4
4/1	OLD DOMINION	W	8-1
4/2 at	VMI	W	9-2
4/3 at	#25 Virginia Tech*	W	12-11 (8)
4/6	VIRGINIA	L	4-5 (10)
4/7	VMI	W	7-6
4/9 at	Richmond	L	4-9
4/11 at	George Mason	L	3-4
4/14 at	#18 NC State	W	5-4
4/15	MARYLAND	W	5-1
4/16	UMBC	L	4-5
4/17	SOUTH FLORIDA*	W	14-5
4/18	SOUTH FLORIDA*	W	5-3
4/19	SOUTH FLORIDA*	W	9-1
4/20	#22 NC STATE	W	9-5
4/22 at	East Carolina	L	8-9 (11)
4/23 at	William & Mary	L	1-6
4/24 at	Towson State	L	3-5
4/27 at	Maryland	L	7-8 (10)
4/29 at	Old Dominion	W	5-1
5/1	LIBERTY	W	9-2
5/2	WILLIAM & MARY	W	8-2
5/3	EAST CAROLINA	L	5-6
5/4	RADFORD	W	11-2
5/5	VIRGINIA TECH	L	0-4
5/9 (1) at	Louisville*	L	4-9
5/9 (2) at	Louisville*	W	2-1
5/10 at	Louisville*	L	16-23
5/14 at	Tulane^	L	4-7
5/15 vs.	Charlotte^	L	7-16
5/22 at	#5 Texas%	L	0-2
5/23 vs.	SW Louisiana%	W	12-5
5/24 vs.	#21 Creighton%	W	5-4 (11)
5/24 vs.	#13 Long Beach State%	W	16-6
5/25 (1) at	#5 Texas%	W	4-2
5/25 (2) at	#5 Texas%	L	3-12

* - Metro Conference Game
^ - Metro Tournament (Turchin Stadium - New Orleans, La.)
% - NCAA Central Regional (Disch-Falk Field - Austin, Texas)

1993
RECORD: 30-27 (4-10 METRO)
COACH: TONY GUZZO

2/19 at	Campbell	W	8-6
2/20 (1) at	UNCW	L	7-9

2/20 (2) at	UNCW	L	6-9
2/21 at	UNCW	L	0-4
2/24 at	Virginia	L	4-8 (8)
2/25	VIRGINIA	W	8-4
3/3 (1)	HOWARD	W	8-2
3/3 (2)	HOWARD	W	9-0
3/6 (1)	RUTGERS	L	2-6
3/6 (2)	RUTGERS	L	6-13
3/7	RUTGERS	W	7-4
3/8	LIBERTY	W	7-6
3/9 at	Maryland	L	2-10
3/19 (1)	HARTFORD	W	3-1
3/19 (2)	HARTFORD	W	2-1
3/20	HARTFORD	W	10-8 (7)
3/20	NEW HAMPSHIRE	W	5-2 (7)
3/25	MARYLAND	W	9-1
3/26	VIRGINIA TECH*	L	5-8
3/28 (1)	VIRGINIA TECH*	L	2-3
3/28 (2)	VIRGINIA TECH*	L	2-7
3/31	RADFORD	W	7-3
4/3 (1) at	Southern Miss*	L	4-7
4/3 (2) at	Southern Miss*	W	11-9
4/4 at	Southern Miss*	L	1-3
4/7	WILLIAM & MARY	W	7-5
4/8	RICHMOND	L	3-4
4/9 (1)	LOUISVILLE*	W	6-1
4/9 (2)	LOUISVILLE*	W	7-6
4/12 at	NC State	W	5-0
4/13 at	Radford	W	11-7
4/17 at	James Madison	L	4-12
4/19 at	Liberty	W	13-5
4/20 at	VMI	W	14-11
4/21 at	East Carolina	W	4-3 (10)
4/23	COPPIN STATE	W	13-1
4/27 (1)	GEORGE MASON	W	7-2
4/27 (2)	GEORGE MASON	L	2-3
4/28 (1) at	Charlotte*	L	8-9
4/28 (2) at	Charlotte*	L	0-5
4/30 at	Charlotte*	L	3-9
5/1 at	William & Mary	L	8-13
5/2 at	George Mason	L	1-4
5/7 at	Richmond	L	4-5
5/8 at	Old Dominion	L	4-5
5/9	OLD DOMINION	W	5-3
5/10	JAMES MADISON	W	6-5
5/11	EAST CAROLINA	L	4-9
5/14 at	South Florida*	L	1-7
5/15 at	South Florida*	W	2-0
5/16 at	South Florida*	L	5-6
5/20	VIRGINIA TECH^	W	6-2
5/21	LOUISVILLE^	W	7-2
5/22	CHARLOTTE^	W	11-4
5/22	TULANE^	W	7-2
5/23 (1)	CHARLOTTE^	L	3-7
5/23 (2)	CHARLOTTE^	L	6-13

* - Metro Conference Game
^ - Metro Tournament (The Diamond)

1994
RECORD: 30-25-1 (9-9 METRO)
COACH: TONY GUZZO

2/20	VIRGINIA	W	7-6
2/22	EAST CAROLINA	L	2-3 (12)
2/23 at	East Carolina	L	1-6
2/25 at	VMI	W	9-7
2/26 (1)	COPPIN STATE	W	15-4
2/26 (2)	COPPIN STATE	W	6-4
2/27	COPPIN STATE	W	22-2 (7)
3/6 (1)	MARYLAND	W	4-0
3/6 (2)	MARYLAND	W	5-1
3/7	HOFSTRA	W	10-3
3/8 at	Liberty	W	7-1
3/11 at	Liberty	L	9-10
3/12	LIBERTY	W	14-2
3/14	GEORGE WASH.	W	7-2
3/15 (1)	HOWARD	W	22-0
3/15 (2)	HOWARD	W	12-0
3/16	RADFORD	W	6-4
3/17	WILLIAM & MARY	L	4-13
3/19 (1)	SETON HALL	L	4-6
3/19 (2)	SETON HALL	L	6-12



YEAR-BY-YEAR SCHEDULE / RESULTS

3/20	SETON HALL	L	8-10
3/23	CORNELL	W	7-2
3/25	SOUTH FLORIDA*	L	7-8
3/26 (1)	SOUTH FLORIDA*	W	16-3
3/26 (2)	SOUTH FLORIDA*	W	5-4
4/1 at	Virginia Tech*	W	16-7
4/2 at	Virginia Tech*	L	4-6
4/3 at	Virginia Tech*	W	4-3
4/8 at	Tulane*	L	3-5
4/9 at	Tulane*	W	6-0
4/10 at	Tulane*	L	4-23
4/12 at	NC State	L	5-8
4/14	LIBERTY	W	9-2
4/16 (1)	CHARLOTTE*	L	9-11
4/16 (2)	CHARLOTTE*	L	0-10
4/17	CHARLOTTE*	W	10-8
4/19	RICHMOND	L	4-9
4/20	VMI	W	6-1
4/22 at	Louisville*	L	1-5
4/23 at	Louisville*	W	6-5
4/24 at	Louisville*	W	16-7
4/26 at	Virginia	L	1-9
4/27 at	George Mason	W	8-4
4/28 at	James Madison	L	3-9
4/30 (1)	SOUTHERN MISS*	L	0-10
4/30 (2)	SOUTHERN MISS*	W	5-4
5/1	SOUTHERN MISS*	L	0-8
5/3	VIRGINIA TECH	L	4-8
5/7 at	Richmond	L	4-9
5/8 at	William & Mary	W	8-3
5/13	UNCW	L	0-5
5/14	UNCW	W	6-3
5/15	JAMES MADISON	T	9-9
5/18 vs.	Tulane^	L	5-6 (12)
5/19 at	Louisville^	W	6-5
5/20 vs.	Southern Miss^	L	6-8

* - Metro Conference Game
^ - Metro Tournament (Parkway Field - Louisville, Ky.)

TONY GUZZO (1983-94)

Overall: 329-300-2 (.523), Conf.: 60-125 (.360)
12 Seasons; 631 Games Coached
2 NCAA Regional Appearances (1988, 1992)
1988 Sun Belt Tournament Champion
1992 Metro Regular Season Champion

1995

RECORD: 23-35 (7-11 METRO)
COACH: PAUL KEYES (FIRST SEASON)

2/19 (1) at	UNCW	L	5-7
2/19 (2) at	UNCW	L	1-2
2/21	VMI	W	7-6 (11)
2/22	VIRGINIA	W	4-2
2/24	RUTGERS	L	2-8
2/25	RUTGERS	W	8-4
2/26	RUTGERS	W	2-1
3/1 (1)	HOWARD	W	9-1
3/1 (1)	HOWARD	W	5-1
3/2	RADFORD	L	4-7 (10)
3/4 (1) at	Maryland	L	4-8
3/4 (2) at	Maryland	W	3-1 (19)
3/5 at	Maryland	L	0-2
3/7 at	Radford	W	12-1
3/10 at	Texas	L	3-10
3/11 at	SW Texas State	L	13-17
3/12 at	SW Texas State	L	3-9
3/13 at	Texas	L	2-12
3/14 at	Texas	L	4-6
3/15 at	UTSA	L	2-5
3/18 (1)	FDU	W	4-3
3/18 (2)	FDU	L	3-4 (8)
3/19	FDU	W	9-8
3/22 at	Virginia	L	3-9
3/24	LOUISVILLE*	L	2-4
3/25	LOUISVILLE*	W	6-5 (12)
3/26	LOUISVILLE*	W	8-2
3/28	GEORGE WASH.	W	3-2 (10)
3/29 at	George Mason	L	4-6
3/31 at	Charlotte*	L	3-5
4/1 at	Charlotte*	L	4-5

4/2 at	Charlotte*	L	1-10
4/3	OLD DOMINION	W	6-5
4/4 at	VMI	W	13-11
4/5 at	Old Dominion	L	3-13
4/7 at	Southern Miss*	L	5-15
4/8 at	Southern Miss*	L	6-10
4/9 at	Southern Miss*	L	5-6
4/11	LIBERTY	L	2-6
4/12	JAMES MADISON	L	2-4
4/15 (1)	VIRGINIA TECH*	W	6-5
4/15 (2)	VIRGINIA TECH*	L	2-5
4/16	VIRGINIA TECH*	L	1-6
4/18 at	Liberty	L	8-16
4/19 at	James Madison	L	7-13
4/20 at	William & Mary	W	10-3
4/22 at	Richmond	W	14-10
4/23	RICHMOND	W	3-2 (10)
4/28	TULANE*	W	2-1
4/29 (1)	TULANE*	W	6-1
4/29 (2)	TULANE*	W	3-0
5/6 (1) at	East Carolina	L	0-4
5/6 (2) at	East Carolina	L	2-4
5/12 at	South Florida*	L	0-9
5/13 at	South Florida*	W	6-5
5/14 at	South Florida*	L	7-14
5/17 at	Charlotte*	L	0-9
5/19 vs.	Louisville^	L	3-5

* - Metro Conference Game
^ - Metro Tournament (Phillips Field - Charlotte, N.C.)

1996

RECORD: 34-22 (11-7 CAA)
COACH: PAUL KEYES

2/9 at	Auburn	L	1-10
2/10 at	Auburn	L	3-7
2/11 at	Auburn	L	2-9
2/16 at	Davidson	W	5-2
2/17 vs.	Elon	L	1-3
2/18 at	Davidson	W	12-2
2/21 at	Virginia	L	7-9
2/24 (1)	RUTGERS	W	6-2
2/24 (2)	RUTGERS	W	5-4 (11)
2/25	RUTGERS	L	3-8
2/28	VIRGINIA TECH	L	0-14
3/1 at	Duke	L	3-9
3/2 (1)	New York Tech	W	15-6
3/2 (2)	New York Tech	W	14-8
3/3	New York Tech	W	8-0
3/4	DREXEL	W	9-2
3/5	RADFORD	W	8-6
3/10 (1)	MARYLAND	W	9-0
3/10 (2)	MARYLAND	W	9-4
3/11 at	NC State	W	8-7 (11)
3/12 at	NC State	L	8-14
3/16 (1)	FDU	W	12-7
3/16 (2)	FDU	W	5-1
3/20	NORFOLK STATE	W	14-8
3/21 at	George Washington	W	11-3
3/23 (1)	JAMES MADISON*	W	6-2
3/23 (2)	JAMES MADISON*	W	6-4
3/24	JAMES MADISON*	W	6-5 (11)
3/26 at	Liberty	W	5-3
3/27 at	Virginia Tech	L	2-9
3/30 (1) at	Old Dominion*	L	4-6
3/30 (2) at	Old Dominion*	L	2-3
3/31 at	Old Dominion*	L	4-5 (10)
4/2	OLD DOMINION	L	6-11
4/9 at	North Carolina	W	8-4
4/10 at	Charlotte	W	5-3
4/13 (1)	RICHMOND*	L	4-5
4/13 (2)	RICHMOND*	W	11-1
4/14	RICHMOND*	W	3-2 (10)
4/16	WILLIAM & MARY	W	6-5
4/17	LIBERTY	L	4-5
4/20 (1) at	East Carolina*	W	14-6
4/20 (2) at	East Carolina*	L	1-5
4/21 at	East Carolina*	W	15-5
4/24 at	Radford	W	9-8
4/27 (1) at	UNCW*	L	4-11
4/27 (2) at	UNCW*	W	6-5 (8)
4/28 at	UNCW*	L	4-10

4/29	VIRGINIA	L	3-5
5/4 (1)	GEORGE MASON*	W	2-1
5/4 (2)	GEORGE MASON*	W	4-3
5/5	GEORGE MASON*	W	19-9
5/14 vs.	James Madison^	L	5-10
5/15 vs.	Richmond^	W	12-4
5/16 vs.	East Carolina^	W	10-0
5/17 vs.	James Madison^	L	1-10

* - Colonial Athletic Association Game
^ - CAA Tournament (Grainger Stadium - Kinston, N.C.)

1997
CAA REGULAR SEASON CHAMPIONS
RECORD: 32-23 (15-4 CAA)
COACH: PAUL KEYES

2/7 vs.	App. State#	W	9-8 (10)
2/8 vs.	Western Carolina#	L	6-11
2/9 at	The Citadel	W	6-2
2/15 (1) at	Davidson	L	3-4
2/15 (2) at	Davidson	W	16-2
2/16 at	Davidson	L	6-17
2/21	DREXEL	W	13-2
2/22	DREXEL	L	5-13
2/23	DREXEL	W	15-4
2/25 at	UNC Greensboro	L	6-7
2/28 at	LSU	L	2-15
3/1 at	LSU	L	0-22
3/2 at	LSU	L	4-6 (7)
3/7	MARYLAND	W	3-2 (10)
3/8 at	Maryland	W	18-7
3/9 at	Maryland	W	9-2
3/12 at	North Carolina	L	1-8
3/13	MARSHALL	L	5-6
3/15 (1)	GEORGE MASON*	W	6-2
3/15 (2)	GEORGE MASON*	L	0-3
3/16	GEORGE MASON*	W	10-2
3/22 (1)	EAST CAROLINA*	W	3-2
3/22 (2)	EAST CAROLINA*	W	4-1
3/23	EAST CAROLINA*	W	14-6
3/25	ELON	L	7-10
3/26 at	NC State	L	5-7
3/29 (1) at	Old Dominion*	W	13-8
3/29 (2) at	Old Dominion*	W	4-2
3/30 at	Old Dominion*	L	5-9
3/31	OLD DOMINION	W	9-1
4/5 (1)	WILLIAM & MARY*	L	6-17
4/5 (2)	WILLIAM & MARY*	W	9-1
4/6	WILLIAM & MARY*	W	8-5
4/8 at	Radford	W	11-5
4/13 (1) at	James Madison*	L	6-12
4/13 (2) at	James Madison*	W	7-5
4/15	HOWARD	W	8-4
4/16	VIRGINIA TECH	W	11-7
4/17	UNC GREENSBORO	L	2-20
4/19 (1)	RICHMOND*	W	8-7 (12)
4/19 (2)	RICHMOND*	W	1-0
4/20	RICHMOND*	W	14-5
4/22 at	Virginia	L	7-11
4/26 (1) at	UNCW*	W	8-7
4/26 (2) at	UNCW*	W	9-4
4/29	VIRGINIA	L	2-5
5/3 at	Liberty	W	15-6
5/5 at	William & Mary	W	3-2
5/5	LIBERTY	W	1-0
5/8 at	Virginia Tech	L	2-4
5/11	DUKE	L	1-10
5/13 vs.	UNCW^	L	10-11
5/14 vs.	George Mason^	W	15-8
5/15 vs.	James Madison^	W	4-2
5/16 vs.	William & Mary^	L	6-9

- Colonial-Southern Challenge (College Park - Charleston, S.C.)
* - Colonial Athletic Association Game
^ - CAA Tournament (Grainger Stadium - Kinston, N.C.)



YEAR-BY-YEAR SCHEDULE / RESULTS

1998 NCAA EAST REGIONAL CAA REGULAR SEASON CHAMPIONS RECORD: 46-15 (18-2 CAA) COACH: PAUL KEYES

2/8 (1)	at	NC A&T	W	4-1
2/8 (2)	at	NC A&T	W	2-1 (8)
2/9	at	NC A&T	W	12-1
2/13	at	Auburn	L	3-12
2/14	at	Auburn	L	1-4
2/15	at	Auburn	L	4-13
2/18		GEORGETOWN	W	19-5
2/21		SAINT JOSEPH'S	W	13-3
2/22 (1)		SAINT JOSEPH'S	W	8-4
2/22 (2)		SAINT JOSEPH'S	W	11-3
2/25	at	NC State	L	5-13
2/28		MARYLAND	W	7-6
3/1		MARYLAND	W	7-0
3/4	at	Wake Forest	L	3-6
3/5	at	Liberty	W	9-7
3/7 (1)		UNCW*	W	6-4
3/7 (2)		UNCW*	W	7-3
3/10	at	North Carolina	L	6-7
3/13		ST. JOHN'S	W	6-5
3/14		ST. JOHN'S	W	6-3
3/15		ST. JOHN'S	W	3-2
3/17 (1)		FAIRFIELD	L	1-6 (8)
3/17 (2)		FAIRFIELD	W	8-7
3/21	at	East Carolina*	W	9-8 (12)
3/22 (1)	at	East Carolina*	W	7-4
3/22 (2)	at	East Carolina*	W	5-3 (9)
3/24	at	Norfolk State	W	11-1
3/28 (1)		OLD DOMINION*	W	11-0
3/28 (2)		OLD DOMINION*	L	4-5 (10)
3/29		OLD DOMINION*	W	3-1
3/31	at	Virginia	W	6-3
4/2	at	Maryland	W	5-3
4/5 (1)	at	UMBC	W	15-2
4/5 (2)	at	UMBC	W	7-6
4/7	at	Virginia Tech	W	3-1
4/8	at	Radford	W	17-6
4/12 (1)		JAMES MADISON*	W	5-4
4/12 (2)		JAMES MADISON*	W	1-0
4/18 (1)	at	Richmond*	W	13-5
4/18 (2)	at	Richmond*	W	9-3
4/19	at	Richmond*	W	4-0
4/21		NORFOLK STATE	W	13-5
4/23		RADFORD	W	10-1
4/25 (1)	at	William & Mary*	W	9-6
4/25 (2)	at	William & Mary*	W	5-2
4/26	at	William & Mary*	W	7-2
4/27		VIRGINIA TECH	W	13-5
4/28		VIRGINIA	L	7-11
4/29		LIBERTY	L	6-18
5/2 (1)	at	George Mason*	W	11-0
5/2 (2)	at	George Mason*	L	2-5
5/3	at	George Mason*	W	7-3
5/10		JAMES MADISON*	W	10-3
5/12	vs.	William & Mary^	W	7-4
5/13	vs.	East Carolina^	W	5-2
5/14	vs.	Richmond^	L	4-8
5/15	vs.	Old Dominion^	L	6-7
5/21	vs.	South Alabama%	L	1-2
5/22	vs.	#6 USC%	W	14-4
5/23	vs.	The Citadel%	W	3-2 (11)
5/24	vs.	South Alabama%	L	0-6

* - Colonial Athletic Association Game
^ - CAA Tournament (Grainger Stadium - Kinston, N.C.)
% - NCAA East Regional (Beautiful Tiger Field - Clemson, S.C.)

1999 NCAA LOS ANGELES REGIONAL RECORD: 41-20 (14-5 CAA) COACH: PAUL KEYES

2/5	at	Charleston Southern	W	10-1
2/6 (1)	at	Charleston Southern	W	13-1
2/6 (2)	at	Charleston Southern	W	5-2
2/12	vs.	NC State#	L	1-2 (12)
2/13	vs.	#15 North Carolina#	L	0-8

2/14	vs.	Virginia#	W	7-2
2/17	at	Duke	W	6-4
2/19	vs.	St. John's&	W	7-4
2/20	vs.	Charlotte&	W	14-7
2/21	vs.	Siena&	W	13-0
2/26		DREXEL	W	9-1
2/27 (1)		DREXEL	W	11-2
2/27 (2)		DREXEL	W	15-0
3/2	at	Richmond	L	5-8
3/6 (1)		FDU	W	8-3
3/6 (2)		FDU	W	5-2
3/7		FDU	W	10-3
3/9	at	#3 Auburn	L	2-7
3/10	at	#3 Auburn	L	4-12
3/12		MARYLAND	W	4-3
3/13 (1)		BROWN	W	7-3
3/13 (2)		BROWN	W	6-2
3/24		RADFORD	W	9-5
3/26	at	UNCW*	W	9-1
3/27	at	UNCW*	W	9-2
3/28	at	UNCW*	L	1-4
3/31		NORFOLK STATE	W	19-8
4/1		VIRGINIA TECH	W	8-7
4/2		GEORGE MASON*	W	10-7
4/3		GEORGE MASON*	W	12-6
4/4		GEORGE MASON*	W	6-5 (10)
4/6	at	#15 North Carolina	L	3-10
4/7	at	Virginia	L	1-14
4/9		#20 EAST CAROLINA*	L	4-8
4/10		#20 EAST CAROLINA*	W	4-3
4/13	at	#24 NC State	W	5-4
4/16	at	Old Dominion*	W	11-7
4/17	at	Old Dominion*	W	7-6
4/18	at	Old Dominion*	W	9-8
4/20		VIRGINIA	W	4-2
4/21		#16 WAKE FOREST	W	6-5
4/24 (1)		WILLIAM & MARY*	W	5-4 (12)
4/24 (2)		WILLIAM & MARY*	W	9-4
4/25		WILLIAM & MARY*	W	8-5
4/26		OLD DOMINION	L	11-20
4/27	at	Norfolk State	W	13-3
4/30	at	James Madison*	W	15-3
5/1	at	James Madison*	L	6-11
5/2	at	James Madison*	W	17-11
5/7		RICHMOND*	L	4-10
5/8		RICHMOND*	L	7-8
5/10		RICHMOND*	L	3-7
5/11		LIBERTY	W	10-3
5/12	at	Virginia Tech	L	5-6 (10)
5/13	at	Radford	L	2-11
5/19	vs.	UNCW^	W	4-1
5/20	vs.	East Carolina^	L	7-8
5/21	vs.	George Mason^	L	0-8
5/28	at	#14 USC%	L	0-10
5/29	vs.	Harvard%	W	3-2
5/29	vs.	#12 Pepperdine%	L	5-12

- Winn-Dixie Shootout (Riley Park - Charleston, S.C.)
& - Ralston-Purina Challenge (Brooks Field - Wilmington, N.C.)
* - Colonial Athletic Association Game
^ - CAA Tournament (Grainger Stadium - Kinston, N.C.)
% - NCAA Los Angeles Regional (Dedeaux Field - Los Angeles, Calif.)

2000 RECORD: 39-22 (9-12 CAA) COACH: PAUL KEYES

2/4	at	Charleston	W	6-5
2/5	at	Charleston	L	3-5
2/6	at	Charleston	W	17-8
2/11 (1)		SAINT PETER'S	W	8-2
2/11 (2)		SAINT PETER'S	W	25-7
2/13		SAINT PETER'S	W	11-3 (5)
2/19 (1)		SAINT JOSEPH'S	W	14-2
2/19 (2)		SAINT JOSEPH'S	W	6-4
2/20		SAINT JOSEPH'S	W	11-1
2/25	at	Auburn	L	6-7
2/26	at	Auburn	L	6-11
2/27	at	Auburn	W	7-3
3/1	at	North Carolina	L	4-8
3/2		RICHMOND	W	8-3
3/4 (1)		FDU	W	16-8
3/4 (2)		FDU	W	9-3

3/5		FDU	W	9-2
3/6		VIRGINIA	L	7-8
3/7	at	Wake Forest	L	3-13
3/10	at	Maryland	W	9-6
3/11		MARYLAND	W	15-2 (7)
3/12		MARYLAND	L	4-12
3/14		NORFOLK STATE	W	13-4
3/15		RADFORD	L	6-12
3/17		PRINCETON	W	12-3
3/18		PRINCETON	W	9-2
3/19		PRINCETON	W	7-6
3/22	at	Radford	W	5-3
3/24		UNCW*	L	1-5 (11)
3/25		UNCW*	W	11-0
3/26		UNCW*	L	5-9
3/28	at	Duke	W	6-4
3/31	at	George Mason*	L	7-8
4/1	at	George Mason*	L	3-4
4/2	at	George Mason*	W	2-1
4/7	at	East Carolina*	W	3-2
4/8	at	East Carolina*	L	1-2
4/9	at	East Carolina*	W	5-4
4/11	at	Virginia Tech	W	5-0
4/12	at	Liberty	W	10-4
4/14		OLD DOMINION*	L	8-9 (11)
4/16 (1)		OLD DOMINION*	L	1-2
4/16 (2)		OLD DOMINION*	L	1-3
4/21	at	William & Mary*	L	9-10
4/22	at	William & Mary*	L	7-9
4/23	at	William & Mary*	W	10-3
4/24		Old Dominion&	W	6-4
4/26		WILLIAM & MARY	W	3-1
4/28		JAMES MADISON*	W	1-0 (10)
4/29		JAMES MADISON*	W	7-5
4/30		JAMES MADISON*	W	5-3
5/6	at	Richmond*	L	2-10
5/8	at	Richmond*	L	7-8
5/9	at	Richmond*	W	10-8
5/13	at	Wofford	W	9-4
5/14	at	Wofford	W	15-8
5/17	vs.	James Madison^	W	4-1
5/18	vs.	Old Dominion^	W	6-5
5/19	vs.	East Carolina^	L	5-8
5/20	vs.	William & Mary^	W	14-13
5/21	vs.	East Carolina^	L	6-7

* - Colonial Athletic Association Game
& - Played at Coy Tillett Sr. Memorial Field (Manteo, N.C.)
^ - CAA Tournament (Coy Tillett Sr. Memorial Field - Manteo, N.C.)

2001 NCAA BATON ROUGE REGIONAL RECORD: 41-19 (12-8 CAA) COACH: PAUL KEYES

2/9	vs.	South Carolina#	L	2-7
2/10	vs.	Tennessee#	L	6-10
2/11	at	The Citadel#	L	4-8
2/17 (1)		SAINT JOSEPH'S	W	16-6
2/17 (2)		SAINT JOSEPH'S	W	15-1
2/18		SAINT JOSEPH'S	W	6-2
2/20	at	William & Mary	W	5-3
2/23	at	Auburn	L	2-6
2/24	at	Auburn	L	4-5
2/28		VIRGINIA	W	7-6 (11)
3/3 (1)		FDU	W	7-5
3/3 (2)		FDU	W	6-5
3/8	at	Liberty	W	11-4
3/9		MARYLAND	W	4-1
3/10	at	Maryland	W	7-5
3/11	at	Maryland	W	9-7
3/13		VMI	W	7-0
3/14		#25 WAKE FOREST	W	10-9
3/16 (1)		PACE	W	12-1
3/16 (2)		PACE	W	6-0
3/17		PACE	W	7-3
3/17		MONMOUTH	W	17-6
3/18		MONMOUTH	W	17-6
3/20	at	Virginia	W	8-2
3/23	at	UNCW*	W	6-3
3/24	at	UNCW*	W	8-1
3/25	at	UNCW*	L	1-9
3/27		VIRGINIA TECH	W	3-2 (11)



YEAR-BY-YEAR SCHEDULE / RESULTS

3/30	GEORGE MASON*	W	7-1
3/31	GEORGE MASON*	W	9-0
4/4	NORTH CAROLINA	W	10-2
4/6	#20 EAST CAROLINA*	L	1-8
4/7	#20 EAST CAROLINA*	W	12-3
4/8	#20 EAST CAROLINA*	L	3-8
4/10	NC STATE	L	4-7
4/11	at Radford	W	12-4 (11)
4/13	at Old Dominion*	W	13-5
4/14	at Old Dominion*	W	6-3
4/15	at Old Dominion*	L	4-6
4/20	WILLIAM & MARY*	L	2-3 (10)
4/21	WILLIAM & MARY*	W	10-9 (16)
4/22	WILLIAM & MARY*	L	0-6
4/23	vs. Old Dominion&	W	8-2
4/27	at James Madison*	L	4-6
4/28	at James Madison*	L	4-6
4/29	at James Madison*	W	6-5
5/2	at VMI	W	13-5
5/5	RICHMOND*	W	8-5
5/6 (1)	RICHMOND*	W	1-0
5/6 (2)	RICHMOND*	W	12-5
5/10	at Virginia Tech	W	7-3
5/12	at NC State	L	4-5
5/16	vs. James Madison^	W	7-6
5/17	vs. William & Mary^	L	3-8
5/18	vs. James Madison^	L	4-5
5/25	vs. California%	W	9-7
5/26	at #11 LSU%	L	9-13
5/26	vs. California%	W	11-2
5/27 (1)	at #11 LSU%	W	10-7
5/27 (2)	at #11 LSU%	L	9-14

- Berkeley Electric Cooperative Shootout (Riley Park - Charleston, S.C.)
 & - Played at Coy Tillett Sr., Memorial Field (Manteo, N.C.)
 * - Colonial Athletic Association Game
 ^ - CAA Tournament (Coy Tillett Sr., Memorial Field - Manteo, N.C.)
 % - NCAA Baton Rouge Regional (Alex Box Stadium - Baton Rouge, La.)

2002
NCAA COLUMBIA REGIONAL
CAA TOURNAMENT CHAMPIONS
RECORD: 38-27 (13-8 CAA)
COACH: PAUL KEYES

2/8	at Auburn	L	3-11
2/9	at Auburn	L	4-9
2/10	at Auburn	L	2-8
2/13	at William & Mary	L	2-6
2/16 (1)	SAINT JOSEPH'S	W	14-3
2/16 (2)	SAINT JOSEPH'S	W	4-0
2/17	SAINT JOSEPH'S	W	8-2
2/18 (1)	HOWARD	W	14-4
2/18 (2)	HOWARD	W	22-2
2/20	at East Carolina	L	5-7
2/22	vs. #4 South Carolina#	L	3-5
2/23	at Coastal Carolina#	L	2-3
2/24	vs. #15 Georgia Tech#	L	2-8
2/26	at Virginia	W	13-7
3/5	#22 EAST CAROLINA	W	4-3
3/6	RICHMOND	L	1-2
3/9 (1)	FDU	W	24-6
3/9 (2)	FDU	W	12-8
3/10	FDU	W	8-3
3/10	LE MOYNE	L	3-6 (12)
3/13	VIRGINIA TECH	W	8-0
3/15	MARIST	W	4-3 (11)
3/16	MARIST	W	5-4
3/22	TOWSON	W	5-4
3/23	HARTFORD	W	6-5
3/26	LIBERTY	W	11-3
3/27	VIRGINIA	W	6-1
3/29	DREXEL*	W	8-4
3/30	DREXEL*	W	12-5
3/31	DREXEL*	W	5-0
4/3	at Towson	L	1-7
4/5	at Old Dominion*	W	1-0
4/6	at Old Dominion*	L	7-11
4/7	at Old Dominion*	W	6-5
4/12	WILLIAM & MARY*	W	7-3
4/13	WILLIAM & MARY*	L	7-8 (11)
4/14	WILLIAM & MARY*	W	4-2
4/17	at Liberty	W	17-4

4/10	at Hofstra*	W	12-6
4/20	at Hofstra*	W	7-1
4/21	at Hofstra*	W	4-2
4/23	at #9 North Carolina	L	2-10
4/24	VMI	W	5-0
4/26	DELAWARE*	L	4-6
4/27	DELAWARE*	L	5-6
4/28	DELAWARE*	L	8-13
4/30	at #19 Richmond	L	11-12
5/3	at George Mason*	W	8-4
5/4	at George Mason*	L	4-6
5/5	at George Mason*	L	0-4
5/12	at #3 Wake Forest	L	9-11
5/14	at Radford	L	1-2
5/15	at Virginia Tech	L	2-3
5/16	at UNCW*	W	2-1
5/17	at UNCW*	W	4-2
5/18	at UNCW*	L	3-8 (7)
5/21	vs. UNCW^	W	4-3
5/22	vs. William & Mary^	L	0-1
5/23	vs. Delaware^	W	2-0
5/24	vs. George Mason^	W	13-10
5/24	vs. William & Mary^	W	11-5
5/25 (1)	vs. James Madison^	W	4-2
5/25 (2)	vs. James Madison^	W	4-0
5/31	at #5 South Carolina%	L	3-6
6/1	vs. James Madison%	L	2-5

- Baseball at the Beach (Coastal Federal Field - Conway, S.C.)
 * - Colonial Athletic Association Game
 ^ - CAA Tournament (Coy Tillett Sr., Memorial Field - Manteo, N.C.)
 % - NCAA Columbia Regional (Sarge Frye Field - Columbia, S.C.)

2003
NCAA WILSON REGIONAL
CAA TOURNAMENT CHAMPIONS
CAA REGULAR SEASON CHAMPIONS
RECORD: 46-13 (17-3 CAA)
COACH: PAUL KEYES

2/7	at #21 Auburn	L	4-5
2/8	at #21 Auburn	W	5-2
2/9	at #21 Auburn	L	0-5
2/14 (1)	SAINT JOSEPH'S	W	4-1
2/14 (2)	SAINT JOSEPH'S	L	2-3
3/2 (1)	ALBANY	W	16-1
3/2 (2)	ALBANY	W	5-0
3/4	at Liberty	W	7-3
3/5	MARYLAND	W	16-5
3/7	ALBANY	W	9-4
3/8 (1)	WAGNER	W	14-2
3/8 (2)	WAGNER	W	5-1
3/9	WAGNER	W	5-1
3/9	QUINNIPIAC	W	14-8
3/10	WAGNER	W	12-0
3/10	QUINNIPIAC	W	12-2
3/11	QUINNIPIAC	W	11-6
3/12	at Maryland	W	8-3
3/14	#12 RICHMOND	L	1-4
3/15	at #12 Richmond	L	1-2
3/16	#12 RICHMOND	W	9-4
3/19	RADFORD	W	3-2
3/22 (1)	UNCW*	W	4-1
3/22 (2)	UNCW*	L	1-3 (8)
3/23	UNCW*	W	10-1
3/25	CINCINNATI	W	9-6
3/26	CINCINNATI	L	1-4
3/28	at Drexel*	W	6-0
3/29	at Drexel*	W	3-2 (6)
4/4	OLD DOMINION*	W	3-2
4/5	OLD DOMINION*	W	7-3
4/6	OLD DOMINION*	W	6-1
4/12 (1)	at William & Mary*	W	16-1
4/12 (2)	at William & Mary*	L	0-2
4/13	at William & Mary*	L	4-5
4/15	at North Carolina	L	6-7
4/18	HOFSTRA*	W	15-4
4/19	HOFSTRA*	W	7-4
4/20	HOFSTRA*	W	6-4
4/22	VMI	W	1-0
4/25	at Delaware*	W	8-2
4/26	at Delaware*	W	5-4
4/27	at Delaware*	W	5-2

4/29	VIRGINIA	W	5-3
4/30	at #14 Richmond	L	5-11
5/4 (1)	GEORGE MASON*	W	9-1
5/4 (2)	GEORGE MASON*	W	3-0
5/5	GEORGE MASON*	W	3-1
5/11	WAKE FOREST	W	5-4
5/12	at Virginia	W	7-1
5/13	at Radford	W	3-2
5/14	at Virginia Tech	W	12-5
5/21	vs. George Mason^	W	6-4
5/22	vs. James Madison^	W	11-3
5/24	vs. UNCW^	W	13-10
5/25	vs. George Mason^	W	3-0
5/30	vs. Western Carolina%	W	6-0
5/31	at NC State%	L	3-4 (10)
5/31	vs. Western Carolina%	L	0-2

* - Colonial Athletic Association Game
 ^ - CAA Tournament (Coy Tillett Sr., Memorial Field - Manteo, N.C.)
 % - NCAA Wilson Regional (Historic Fleming Stadium - Wilson, N.C.)

2004
RECORD: 34-24 (14-10 CAA)
COACH: PAUL KEYES

2/14 (1)	SAINT JOSEPH'S	W	7-2
2/14 (2)	SAINT JOSEPH'S	W	7-0
2/15	SAINT JOSEPH'S	W	12-4
2/21 (1)	MONMOUTH	W	4-3
2/21 (2)	MONMOUTH	L	3-7
2/22	MONMOUTH	W	7-3
2/25	WILLIAM & MARY	L	1-2
2/28 (1)	FDU	W	6-5 (9)
2/28 (2)	FDU	W	9-0
2/29	FDU	W	29-2
3/2	LIBERTY	W	12-6
3/5	at Auburn	L	3-9
3/6	at Auburn	L	0-7
3/7	at Auburn	L	3-4
3/11	RICHMOND	L	7-14
3/12	at Richmond	W	9-6
3/13	RICHMOND	L	6-8
3/14	at Richmond	W	8-1
3/17	RADFORD	W	5-2
3/19	PRINCETON	L	1-3
3/20 (1)	PRINCETON	W	5-0
3/20 (2)	PRINCETON	L	7-9
3/21	PRINCETON	W	1-0
3/23	VIRGINIA TECH	L	1-5
3/26	HOFSTRA*	W	5-4
3/27	HOFSTRA*	W	5-3
3/28	HOFSTRA*	W	10-2
3/30	at Maryland	L	7-9
4/3 (1)	JAMES MADISON*	L	0-3
4/3 (1)	JAMES MADISON*	W	2-1 (9)
4/4	JAMES MADISON*	W	8-4
4/9	at Old Dominion*	L	0-3
4/10	at Old Dominion*	W	2-0
4/11	at Old Dominion*	W	5-1
4/16	TOWSON*	L	4-6
4/17	TOWSON*	W	19-3
4/18	TOWSON*	W	7-2
4/20	VMI	W	5-4
4/21	at Maryland	W	4-1
4/23	at George Mason*	W	7-1
4/24	at George Mason*	L	0-10
4/25	at George Mason*	L	1-5
4/27	at Wake Forest	L	1-7
4/30	at William & Mary*	W	8-1
5/1	at William & Mary*	W	9-3
5/2	at William & Mary*	W	9-7 (10)
5/12	at #16 North Carolina	W	8-6 (10)
5/14	UNCW*	L	0-3
5/15	UNCW*	L	3-12
5/16	UNCW*	L	3-5
5/18	at Virginia Tech	W	3-2
5/19	at Radford	W	15-7
5/21	at Delaware*	W	4-2
5/22	at Delaware*	L	2-16
5/23	at Delaware*	L	5-15
5/26	vs. William & Mary^	W	4-3
5/27	at UNCW^	L	3-12
5/28	vs. George Mason^	L	3-11



YEAR-BY-YEAR SCHEDULE / RESULTS

* - Colonial Athletic Association Game
^ - CAA Tournament (Brooks Field - Wilmington, N.C.)

2005 NCAA CORAL GABLES REGIONAL CAA TOURNAMENT CHAMPIONS RECORD: 33-22 (14-10 CAA) COACH: PAUL KEYES

2/12 (1)	SAINT JOSEPH'S	W	21-4
2/12 (2)	SAINT JOSEPH'S	W	4-0
2/13	SAINT JOSEPH'S	W	9-3
2/18 at	Auburn	L	3-4
2/19 at	Auburn	L	0-11
2/20 at	Auburn	L	4-6
2/26 (1)	SACRED HEART	W	14-0
2/26 (2)	SACRED HEART	W	9-0
2/27	SACRED HEART	W	13-4
3/6 (1)	FAIRFIELD	W	7-5
3/6 (2)	FAIRFIELD	W	19-2
3/10 at	Richmond	W	20-1
3/11 at	Richmond	W	6-4
3/12	RICHMOND	W	9-6
3/13	RICHMOND	W	16-8
3/15	FORDHAM	L	9-11
3/25 at	Towson*	W	12-9
3/26 at	Towson*	L	9-11
3/27 at	Towson*	W	6-3
4/1 at	James Madison*	W	7-5
4/2 at	James Madison*	L	4-12
4/3 at	James Madison*	W	10-7
4/5	VIRGINIA TECH	L	9-19
4/8	WILLIAM & MARY*	W	14-4
4/9	WILLIAM & MARY*	W	6-4
4/10	WILLIAM & MARY*	L	9-12
4/15 at	Virginia Tech	L	1-2
4/16 at	Virginia Tech	W	5-3
4/17 at	Virginia Tech	W	7-3
4/20 at #12	North Carolina	L	2-3
4/22	GEORGE MASON*	W	9-8
4/23	GEORGE MASON*	L	6-21
4/24	GEORGE MASON*	W	18-8
4/26 (1)	LONGWOOD	L	3-10
4/26 (2)	LONGWOOD	W	5-0
4/29 at	Hofstra*	W	11-10
5/1 (1) at	Hofstra*	W	8-2
5/1 (2) at	Hofstra*	W	12-1
5/3	LIBERTY	L	2-9
5/7 (1)	OLD DOMINION*	L	4-8
5/7 (2)	OLD DOMINION*	W	4-3 (8)
5/8	OLD DOMINION*	W	12-11
5/14 at	UNCW*	L	5-17
5/15 at	UNCW*	L	1-4
5/16 at	UNCW*	L	4-14
5/18 at	Liberty	L	5-6
5/19	DELAWARE*	W	4-3
5/20	DELAWARE*	L	3-7
5/21	DELAWARE*	L	7-8
5/25 vs.	Towson^	W	6-5
5/26 vs.	George Mason^	W	8-3
5/27 vs.	George Mason^	W	5-3
5/28 vs.	Towson^	W	13-6
6/3 at #11	Miami (Fla.)%	L	2-6
6/4 vs.	Florida Atlantic%	L	1-3

Home Games Played at Petersburg Complex - Petersburg, Va.
* - Colonial Athletic Association Game
^ - CAA Tournament (Brooks Field - Wilmington, N.C.)
% - NCAA Coral Gables Regional (Mark Light Field - Coral Gables, Fla.)

2006 RECORD: 34-24 (18-11 CAA) COACH: PAUL KEYES

2/10 at	Longwood	W	6-0
2/15 at	Liberty	W	4-2 (10)
2/17	NORTHWESTERN	W	4-3
2/18	NORTHWESTERN	L	5-6 (10)
2/21 at	Virginia	L	1-7
2/24 at	Coastal Carolina#	L	3-4 (10)
2/25 vs. #3	Georgia Tech#	L	2-8 (6)
3/1	RADFORD	W	15-5

3/3	GEORGE WASH.	W	7-2
3/4	GEORGE WASH.	L	3-7
3/5	GEORGE WASH.	L	2-4
3/9	NORFOLK STATE	W	8-5
3/10	TOWSON*	W	6-4
3/11	TOWSON*	W	10-4
3/12	TOWSON*	W	14-13
3/14	RICHMOND	W	13-1
3/15 at	Longwood	W	12-4
3/17	HOFSTRA*	W	12-0
3/18	HOFSTRA*	W	8-3
3/19	HOFSTRA*	L	5-6 (10)
3/22	VIRGINIA TECH	L	6-8 (12)
3/24 at #25	James Madison*	L	0-4
3/25 at #25	James Madison*	L	0-8
3/26 at #25	James Madison*	L	1-9
3/29	RANDOLPH-MACON	W	11-6
3/31	GEORGIA STATE*	W	10-2
4/1	GEORGIA STATE*	W	18-2
4/2	GEORGIA STATE*	W	8-2
4/7 at	Florida Atlantic	W	3-1
4/8 at	Florida Atlantic	L	4-7
4/9 at	Florida Atlantic	W	0-3 (6)
4/11 at	Richmond	W	20-8
4/14 at	William & Mary*	W	5-3
4/15 at	William & Mary*	L	6-10
4/16 at	William & Mary*	L	0-9
4/21 at	George Mason*	L	3-4 (10)
4/23 (1) at	George Mason*	W	4-3
4/23 (2) at	George Mason*	W	9-4
4/25 at #1	North Carolina	L	3-6
4/28	UNCW*	L	2-6
4/29	UNCW*	W	7-2
4/30	UNCW*	W	8-5
5/2 at	Virginia Tech	L	4-10
5/5 at #25	Old Dominion*	L	0-6
5/6 at #25	Old Dominion*	W	7-5
5/7 at #25	Old Dominion*	L	1-2 (11)
5/10	VMI	W	8-6
5/13	NORTHEASTERN*	L	4-8
5/15	NORTHEASTERN*	W	10-4
5/18 at	Delaware*	W	9-4
5/19 at	Delaware*	W	8-7
5/20 at	Delaware*	W	11-7
5/24 vs.	Northeastern^	W	10-3
5/25 at	UNCW^	L	2-8
5/26 vs.	Georgia State^	W	6-1
5/26 vs.	James Madison^	W	6-1
5/27 at	UNCW^	W	14-7
5/28 at	UNCW^	L	6-7

- Baseball at the Beach Tour. (Coastal Federal Field - Conway, S.C.)
* - Colonial Athletic Association Game
^ - CAA Tournament (Brooks Field - Wilmington, N.C.)

2007 NCAA MYRTLE BEACH REGIONAL CAA TOURNAMENT CHAMPIONS RECORD: 37-23 (18-11 CAA) COACH: PAUL KEYES

2/15 at #18	San Diego	L	4-5 (11)
2/16 at #18	San Diego	W	6-4 (10)
2/17 at #18	San Diego	L	13-20
2/18 at #18	San Diego	L	2-8
2/23	FORDHAM	W	1-0
2/24	FORDHAM	W	7-6
2/25	FORDHAM	W	4-3
2/27	LIBERTY	L	2-8
3/2	RADFORD	W	4-2
3/3	RADFORD	L	7-11
3/4	RADFORD	W	18-7
3/6	VIRGINIA TECH	W	9-4
3/9 at	UNCW*	W	13-3
3/10 at	UNCW*	L	0-3
3/11 at	UNCW*	L	3-5
3/12	IONA	W	7-2
3/14	NORFOLK STATE	W	7-6
3/18 (1)	JAMES MADISON*	W	9-8
3/18 (2)	JAMES MADISON*	L	8-10
3/20	UMBC	W	10-1
3/21 at	Maryland	L	2-17
3/23	WAGNER	W	16-6

3/24	WAGNER	W	10-9 (10)
3/25	WAGNER	W	8-5
3/27 at	VMI	L	3-5
3/30	GEORGE MASON*	W	4-3
3/31	GEORGE MASON*	W	10-9
4/1	GEORGE MASON*	L	5-8
4/4	RICHMOND	W	10-1
4/6	OLD DOMINION*	L	3-9
4/8 (1)	OLD DOMINION*	W	5-4 (13)
4/8 (2)	OLD DOMINION*	L	4-6
4/10	#5 VIRGINIA	L	1-8
4/13 at	Georgia State*	W	10-9 (10)
4/14 at	Georgia State*	W	7-5
4/15 at	Georgia State*	L	11-12
4/20	WILLIAM & MARY*	W	13-8
4/21	WILLIAM & MARY*	W	5-4
4/22	WILLIAM & MARY*	W	8-7
4/24	VMI	L	1-3
4/27 at	Hofstra*	L	2-3 (12)
4/28 at	Hofstra*	W	19-5
4/29 at	Hofstra*	W	5-3
5/1 at #3	Virginia	L	4-5
5/4 at	Towson*	W	7-4
5/5 at	Towson*	W	7-1
5/6 at	Towson*	W	13-8
5/9	VIRGINIA STATE	W	4-1
5/11	DELAWARE*	W	6-5
5/12	DELAWARE*	L	1-3
5/13	DELAWARE*	L	1-2
5/17 at	Northeastern*	W	2-1
5/18 at	Northeastern*	L	0-4
5/19 at	Northeastern*	W	5-4 (10)
5/23 at	UNCW^	W	4-3
5/24 vs.	Delaware^	W	10-6
5/25 vs.	Old Dominion^	W	9-4
5/26 vs.	Delaware^	W	10-4 (13)
6/1 at #10	Coastal Carolina%	L	1-7
6/3 vs.	St. John's%	L	4-5

* - Colonial Athletic Association Game
^ - CAA Tournament (Brooks Field - Wilmington, N.C.)
% - NCAA Myrtle Beach Regional (Coastal Federal Field - Myrtle Beach, S.C.)

2008 RECORD: 15-30 (8-17 CAA) COACH: PAUL KEYES

2/22 at #16	Texas	L	2-6
2/23 at #16	Texas	L	4-17
2/24 at #16	Texas	L	2-10
2/29	SETON HALL	W	8-3
3/1 (1)	BUCKNELL	L	3-12
3/1 (2)	BUCKNELL	L	7-10
3/2	SETON HALL	L	1-4
3/4	LIBERTY	W	5-4
3/5	EAST CAROLINA	L	4-7
3/9 (1) at	George Mason*	L	4-5
3/9 (2) at	George Mason*	L	2-6
3/11 at	East Carolina	L	4-10
3/12 at #3	North Carolina	L	2-10
3/14	MANHATTAN	W	5-3
3/15	MANHATTAN	L	10-18
3/16	MANHATTAN	W	5-3
3/18	LONGWOOD	W	9-8 (12)
3/21	GEORGIA STATE*	L	2-9
3/22	GEORGIA STATE*	L	2-5
3/23	GEORGIA STATE*	L	3-7
3/25 at	Virginia	L	3-5
3/28	UNCW*	L	4-17
3/29	UNCW*	L	2-3
3/30	UNCW*	L	5-6
4/4 at	Old Dominion*	W	8-2
4/8 at	VMI	W	5-3
4/9 at	Virginia Tech	L	1-9
4/11 (1)	NORTHEASTERN*	W	15-7
4/11 (2)	NORTHEASTERN*	L	11-12
4/12	NORTHEASTERN*	W	16-2
4/15	RICHMOND	W	11-5
4/18 at	William & Mary*	L	4-8
4/19 (1) at	William & Mary*	L	6-8
4/19 (2) at	William & Mary*	L	7-13
4/25 at	James Madison*	W	6-4
4/26 at	James Madison*	L	7-9



YEAR-BY-YEAR SCHEDULE / RESULTS

4/27	at	James Madison*	L	6-13
5/2		TOWSON*	L	7-10
5/3		TOWSON*	W	9-8
5/4		TOWSON*	W	11-5
5/10 (1)	at	Hofstra*	W	3-2 (10)
5/10 (2)	at	Hofstra*	W	6-1
5/11	at	Hofstra*	L	7-8
5/13	at	Liberty	L	3-10
5/15		DELAWARE*	L	2-5

* - Colonial Athletic Association Game

2009
RECORD: 20-26 (8-16 CAA)
COACH: PAUL KEYES

2/20	at	Central Florida	L	2-10
2/21	at	Central Florida	W	10-9
2/22	at	Central Florida	L	6-12
2/23	at	Central Florida	W	8-3
2/27 (1)		LIU Brooklyn	W	10-6
2/27 (2)		LIU Brooklyn	W	9-4
2/28 (1)		LIU Brooklyn	L	3-4
2/28 (2)		LIU Brooklyn	W	12-11
3/7		FORDHAM	W	5-2
3/8 (1)		FORDHAM	W	11-9
3/8 (2)		FORDHAM	W	5-3
3/10		SETON HALL	L	0-7
3/17		CANISIUS	W	12-2
3/18		UMASS	L	3-4
3/20	at	#27 UNCW*	W	18-11
3/21	at	#27 UNCW*	L	2-5
3/22	at	#27 UNCW*	L	0-9
3/27	at	Western Kentucky	L	9-11
3/28	at	Western Kentucky	L	7-20
3/29	at	Western Kentucky	L	8-12
3/31		VMI	W	17-8
4/3		HOFSTRA*	W	10-8
4/4		HOFSTRA*	W	8-2
4/5		HOFSTRA*	W	13-7
4/8	at	VMI	W	9-3
4/10		JAMES MADISON*	W	5-4 (10)
4/11		JAMES MADISON*	L	8-13
4/12		JAMES MADISON*	L	1-12
4/16	at	Richmond	W	8-4
4/17		#25 GEORGE MASON*	W	4-3
4/18		#25 GEORGE MASON*	L	2-8
4/19		#25 GEORGE MASON*	L	2-9
4/21		#11 VIRGINIA	L	1-8
4/24	at	Northeastern*	W	7-2
4/25	at	Northeastern*	L	6-8
4/26	at	Northeastern*	L	5-6
5/1	at	Georgia State*	L	4-8
5/2	at	Georgia State*	L	6-11
5/3	at	Georgia State*	L	4-5
5/8		OLD DOMINION*	L	1-2
5/9		OLD DOMINION*	W	7-6
5/10		OLD DOMINION*	L	9-28
5/12	at	Virginia	L	1-4
5/14	at	Delaware*	L	1-6
5/15	at	Delaware*	L	4-9
5/16	at	Delaware*	L	4-13

* - Colonial Athletic Association Game

2010
NCAA CHARLOTTEVILLE REGIONAL
CAA TOURNAMENT CHAMPIONS
RECORD: 34-26-1 (16-7-1 CAA)
COACH: PAUL KEYES

2/19	at	Charleston Southern	W	7-5
2/20	at	Charleston Southern	W	9-5
2/21	at	Charleston Southern	L	2-5
2/26		FAIRFIELD	L	5-7 (10)
2/27 (1)		FAIRFIELD	W	7-6
2/27 (2)		FAIRFIELD	W	3-2
2/28		FAIRFIELD	L	4-6
3/5		CLEVELAND STATE	W	6-5
3/6		CLEVELAND STATE	W	10-7
3/7		CLEVELAND STATE	W	13-1
3/9		RANDOLPH-MACON	W	12-0

3/10		QUINNIPIAC	W	20-3
3/13	at	Bethune-Cookman	L	6-10
3/13	vs.	Wagner#	L	11-12
3/14	at	Bethune-Cookman	L	1-8
3/17	at	Longwood	L	0-6
3/19		WESTERN KY.	L	4-19
3/20		WESTERN KY.	L	3-15
3/21		WESTERN KY.	L	4-9
3/24		LONGWOOD	W	10-4
3/27 (1)		NORTHEASTERN*	W	6-5
3/27 (2)		NORTHEASTERN*	W	5-4
3/28		NORTHEASTERN*	W	9-4
3/30	at	Maryland	L	2-7
3/31		LIBERTY	L	4-7
4/2		WILLIAM & MARY*	L	2-15
4/3		WILLIAM & MARY*	W	6-5 (10)
4/4		WILLIAM & MARY*	W	1-0
4/6		RICHMOND	L	6-8
4/9	at	Towson*	W	10-0
4/10	at	Towson*	W	7-4
4/11	at	Towson*	W	9-8
4/14	at	Richmond	L	8-9
4/16	at	Hofstra*	W	13-5
4/17	at	Hofstra*	W	10-4
4/18	at	Hofstra*	W	15-6
4/20	at	VMI	W	11-4
4/23		GEORGIA STATE*	L	3-7
4/24		GEORGIA STATE*	L	7-12
4/25		GEORGIA STATE*	T	14-14 (10)*
4/28		VMI	W	7-3
4/30	at	UNCW*	W	4-3
5/1	at	UNCW*	L	5-10
5/2	at	UNCW*	L	3-7
5/4	at	#1 Virginia	L	5-10
5/5	at	Norfolk State	W	10-7
5/9 (1)		VIRGINIA STATE	W	3-1
5/9 (2)		VIRGINIA STATE	W	19-1
5/14	at	George Mason*	W	8-0
5/15	at	George Mason*	W	12-9
5/16	at	George Mason*	W	10-6
5/18	at	Liberty	L	6-7
5/21 (1)		JAMES MADISON*	W	6-1
5/21 (2)		JAMES MADISON*	L	8-11
5/22		JAMES MADISON*	L	2-7
5/27	vs.	Georgia State^	W	7-4
5/28	vs.	James Madison^	W	6-3
5/29 (1)	at	UNCW^	L	0-10
5/29 (2)	at	UNCW^	W	7-5 (12)
6/4	at	#1 Virginia%	L	4-15
6/5	vs.	St. John's%	L	6-8

- Played at Jackie Robinson Ballpark - Daytona Beach, Fla.

* - Colonial Athletic Association Game

! - Game called after 10 inn. due to CAA curfew rule

^ - CAA Tournament (Brooks Field - Wilmington, N.C.)

% - NCAA Charlottesville Regional (Disharoon Park - Charlottesville, Va.)

2011
RECORD: 22-32 (12-18 CAA)
COACH: PAUL KEYES

2/18		FORDHAM	W	6-3
2/19		FORDHAM	L	4-6
2/20		FORDHAM	L	1-3
2/25		MONMOUTH	L	1-6
2/26		MONMOUTH	W	6-5
2/27		MONMOUTH	L	5-6 (11)
3/1	at	Norfolk State	W	7-6
3/4 (1)	at	Presbyterian	W	4-3
3/4 (2)	at	Presbyterian	L	3-4
3/5	at	Presbyterian	L	2-3
3/9		LONGWOOD	L	1-6
3/11		HOLY CROSS#	W	10-3
3/12		HOLY CROSS#	L	3-9
3/13		PRINCETON#	L	14-16
3/14		PRINCETON#	W	18-6
3/16	at	High Point	L	2-8
3/18		JAMES MADISON*	L	8-12 (10)
3/19		JAMES MADISON*	W	4-2
3/20		JAMES MADISON*	L	1-4
3/25 (1)	at	Georgia State*	L	8-11
3/25 (2)	at	Georgia State*	W	10-6 (11)
3/27	at	Georgia State*	W	17-8

3/29		LIBERTY	L	1-11
4/1		OLD DOMINION*	L	3-5
4/2		OLD DOMINION*	W	13-1
4/3		OLD DOMINION*	L	5-8
4/6	at	Longwood	W	8-4
4/9 (1)	at	George Mason*	W	3-2 (11)
4/9 (2)	at	George Mason*	L	4-5
4/10	at	George Mason*	W	15-10
4/12	at	Richmond	L	3-6
4/15 (1)		NORTHEASTERN*	L	2-5
4/15 (2)		NORTHEASTERN*	L	0-2
4/17		NORTHEASTERN*	W	4-3
4/19		VMI	W	4-2
4/22	at	William & Mary*	L	2-4
4/23	at	William & Mary*	L	3-8
4/24	at	William & Mary*	W	8-6
4/29		DELAWARE*	L	3-6
4/30		DELAWARE*	L	4-6
5/1		DELAWARE*	W	9-1
5/3		VIRGINIA	L	3-14
5/4		NORFOLK STATE	W	9-1
5/6	at	Towson*	L	4-7
5/7	at	Towson*	L	2-5
5/8	at	Towson*	L	4-10
5/10		RICHMOND	W	9-4
5/12		HOFSTRA*	W	6-5
5/13		HOFSTRA*	W	8-5
5/14		HOFSTRA*	L	4-9
5/17	at	Liberty	L	7-8 (10)
5/19	at	UNCW*	L	2-3
5/20	at	UNCW*	W	15-6
5/21	at	UNCW*	L	7-9

- Terry Sisisky Classic (The Diamond)

* - Colonial Athletic Association Game

2012
RECORD: 34-25 (15-15 CAA)
COACH: PAUL KEYES

2/17	at	Long Beach State	W	5-4
2/18	at	Long Beach State	L	6-7
2/19	at	Long Beach State	L	2-3
2/21	at	Pepperdine	L	1-6
2/22	at	Pepperdine	L	2-11
2/24		BINGHAMTON	W	5-1
2/25		BINGHAMTON	W	5-1
2/26		BINGHAMTON	W	12-3
2/28		NORFOLK STATE	W	4-3
3/3		MONMOUTH	L	4-6
3/4 (1)		MONMOUTH	W	8-0
3/4 (2)		MONMOUTH	W	5-3
3/6		TEMPLE	W	6-3
3/9		TOWSON*	W	6-3
3/10		TOWSON*	L	2-3
3/11		TOWSON*	W	9-8
3/13	at	#25 East Carolina	W	18-11
3/16	at	Hofstra*	L	4-7
3/17	at	Hofstra*	L	4-13
3/18	at	Hofstra*	L	5-12
3/21	at	Richmond	L	1-7
3/23		UNCW*	L	6-9
3/24		UNCW*	W	5-4 (12)
3/25		UNCW*	L	0-4
3/27	at	Liberty	W	4-2 (10)
3/30	at	Northeastern*	W	6-2
3/31	at	Northeastern*	W	8-2
4/1	at	Northeastern*	W	10-3
4/4		LIBERTY	W	5-4
4/6		GEORGE MASON*	L	4-7
4/7		GEORGE MASON*	L	0-2
4/8		GEORGE MASON*	L	2-4
4/10		VMI	W	18-1
4/13	at	Delaware*	L	1-10
4/14	at	Delaware*	W	11-4
4/15	at	Delaware*	L	2-6
4/17	at	Longwood	W	9-0
4/20		WILLIAM & MARY*	L	3-4 (11)
4/21 (1)		WILLIAM & MARY*	W	7-4
4/21 (2)		WILLIAM & MARY*	W	5-4
4/25		VIRGINIA	L	5-7
4/27	at	Old Dominion*	L	1-4
4/28	at	Old Dominion*	W	7-6



YEAR-BY-YEAR SCHEDULE / RESULTS

4/29	at	Old Dominion*	W	3-0
5/1	at	VMI	W	6-3
5/4		GEORGIA STATE*	W	4-3
5/5		GEORGIA STATE*	L	3-12
5/6		GEORGIA STATE*	W	6-4
5/8		RICHMOND	W	6-4
5/11	at	James Madison*	L	11-13
5/12	at	James Madison*	W	9-3
5/13	at	James Madison*	W	10-8
5/17	at	VMI	W	7-2
5/18		VMI#	L	6-7
5/19		EAST CAROLINA#	W	11-2
5/23	vs.	George Mason^	W	11-7
5/24	vs.	UNCW^	L	5-8
5/24	vs.	Towson^	W	14-9
5/25	vs.	Hofstra^	L	2-4

- Terry Sisisky Classic (The Diamond)
 * - Colonial Athletic Association Game
 ^ - CAA Tournament (Veterans Memorial Park - Harrisonburg, Va.)

PAUL KEYES (1995-2012)

Overall: 603-428-1 (.585), Conf.: 239-176-1 (.576)
 18 Seasons; 1032 Games Coached
 8 NCAA Regional Appearances
 (1998, '99, 2001, '02, '03, '05, '07, '10)
 5 CAA Tournament Titles
 (2002, 2003, 2005, 2007, 2010)
 3 CAA Regular Season Titles (1997, 1998, 2003)
 4-time CAA Coach of the Year
 (1997, 1998, 2003, 2010)
 VCU Athletics Hall of Fame Inductee, C/O 2018

2013

RECORD: 28-26 (12-12 A-10)
COACH: SHAWN STIFFLER (FIRST SEASON)

2/15	vs.	Boston College#	W	4-1
2/17	at	Elon#	W	6-2
2/22		SAINT JOSEPH'S	W	1-0
2/23		SAINT JOSEPH'S	W	3-2
2/24		SAINT JOSEPH'S	W	2-0
3/1	vs.	UNC Asheville&	W	12-1
3/2	at	The Citadel&	W	11-6
3/3	vs.	Pitt&	W	6-4
3/5		GEORGE MASON	W	4-2
3/8	at	UNCW	L	3-9
3/9	at	UNCW	L	2-7
3/10	at	UNCW	L	2-3
3/11		WAGNER	W	11-8
3/15		MONMOUTH	L	1-3
3/16		MONMOUTH	W	8-3
3/17		MONMOUTH	L	1-7
3/19		RUTGERS	W	4-3 (10)
3/20		RUTGERS	L	6-9 (12)
3/22		BUTLER*	L	4-6
3/23 (1)		BUTLER*	L	3-4
3/23 (2)		BUTLER*	L	4-7
3/26	at	#1 North Carolina	L	2-3 (10)
3/29	at	Charlotte*	W	5-2
3/30 (1)	at	Charlotte*	L	8-9
3/30 (2)	at	Charlotte*	W	4-3
4/2	at	#22 Virginia Tech	L	5-11
4/5	at	VMI	L	2-6
4/6	at	VMI	L	4-5
4/7	at	VMI	W	8-4
4/9	at	Maryland	L	5-6 (11)
4/12		TEMPLE*	W	2-1
4/13		TEMPLE*	L	1-5
4/14		TEMPLE*	L	3-4
4/16		MARYLAND	L	3-4
4/17		VMI	W	5-4 (11)
4/19	at	Dayton*	W	10-2
4/20	at	Dayton*	W	8-1
4/21	at	Dayton*	L	1-4
4/23	at	Old Dominion\$	W	5-4
4/26	at	La Salle*	L	1-3
4/27	at	La Salle*	L	4-5
4/28	at	La Salle*	W	5-2
4/30	#7	VIRGINIA	L	3-11
5/4		SAINT LOUIS*	W	1-0
5/5 (1)		SAINT LOUIS*	L	2-3

5/5 (2)		SAINT LOUIS*	W	6-5 (10)
5/8	at	Maryland	L	9-7
5/10	at	George Washington*	W	0-1
5/12 (1)	at	George Washington*	L	3-7
5/12 (2)	at	George Washington*	W	9-2
5/14	at	#7 Virginia	L	3-17
5/16		RICHMOND*	W	6-3
5/17		RICHMOND*	W	5-4
5/18		RICHMOND*	W	5-0 (8)

- Country Inn and Suites Elon Invitational (Latham Park - Elon, N.C.)
 & - Charleston Crab House Shootout (Riley Park - Charleston, S.C.)
 \$ - Inaugural Keydog Classic (War Memorial Stadium - Hampton, Va.)
 * - Atlantic 10 Conference Game

2014

RECORD: 37-20 (15-10 A-10)
COACH: SHAWN STIFFLER

2/14	vs.	Radford#	W	9-4
2/15	vs.	Old Dominion#	W	6-3
2/16	at	Georgia Tech	W	5-3
2/19		OLD DOMINION	L	4-6
2/21	at	Furman	W	14-9
2/22	at	Furman	W	8-7
2/23	at	Furman	W	3-2 (10)
2/25		EAST CAROLINA	W	3-0
3/1 (1)		TEMPLE	W	5-2
3/1 (2)		TEMPLE	W	10-0
3/2		TEMPLE	W	14-5
3/8	at	UNCW	L	2-4
3/9 (1)	at	UNCW	W	14-8
3/9 (2)	at	UNCW	W	4-2
3/11	at	Charlotte	L	4-5
3/12	at	Virginia Tech	W	21-14
3/14		LAFAYETTE	W	3-2
3/15		BUFFALO	W	1-0
3/16		RUTGERS	W	7-6
3/17	at	East Carolina	W	8-4
3/21		ST. BONAVENTURE*	W	7-0
3/22		ST. BONAVENTURE*	W	17-5
3/23		ST. BONAVENTURE*	W	3-2 (10)
3/28	at	George Mason*	L	1-6
4/1	at	Maryland	L	2-5
4/2		VMI	L	6-8 (12)
4/4		SAINT JOSEPH'S*	W	10-3
4/5		SAINT JOSEPH'S*	L	2-6
4/6		SAINT JOSEPH'S*	W	5-1
4/8		VIRGINIA TECH	W	11-6
4/11	at	Richmond*	W	19-4
4/12	at	Richmond*	W	6-1
4/13	at	Richmond*	L	5-9
4/16	at	Norfolk State	W	13-1 (7)
4/18		LA SALLE*	L	3-6
4/19		LA SALLE*	W	11-1
4/20		LA SALLE*	W	4-3
4/22	#1	VIRGINIA	L	4-5 (10)
4/25	at	Rhode Island*	W	5-2
4/26	at	Rhode Island*	W	5-2
4/27	at	Rhode Island*	L	0-3
5/2		GEORGE WASH.*	W	4-2
5/3		GEORGE WASH.*	W	4-2
5/4		GEORGE WASH.*	L	5-10
5/6		MARYLAND	L	1-12
5/9	at	UMass*	L	4-5 (10)
5/10	at	UMass*	W	10-6
5/11	at	UMass*	L	4-5
5/13	at	#1 Virginia	L	3-12
5/15 (1)	at	Fordham*	L	3-6
5/15 (2)	at	Fordham*	L	6-12
5/17	at	Fordham*	W	5-2
5/21	vs.	Richmond^	W	5-2
5/22	at	Saint Louis^	W	9-4
5/23	vs.	George Mason^	L	0-3
5/23	at	Saint Louis^	W	8-6 (16)
5/24	vs.	George Mason^	L	2-3 (10)

- Georgia Tech Tournament (Russ Chandler Stadium - Atlanta, Ga.)
 * - Atlantic 10 Conference Game
 ^ - A-10 Tournament (Billiken Sports Center - St. Louis, Mo.)

2015
NCAA SUPER REGIONAL APPEARANCE
NCAA DALLAS REGIONAL CHAMPIONS
A-10 TOURNAMENT CHAMPIONS
RECORD: 40-25 (14-10 A-10)
COACH: SHAWN STIFFLER

2/13	vs.	Georgetown#	W	6-3
2/14	at	Wake Forest#	L	0-1
2/21 (1)	vs.	Bucknell&	L	1-5
2/21 (2)	vs.	Bucknell&	L	4-6
2/22	vs.	Bucknell&	L	2-3
2/27	vs.	Pitt&	W	5-4 (12)
2/28	vs.	Pitt&	L	1-6
3/1	vs.	Pitt&	W	3-2 (10)
3/4	at	North Carolina	L	5-6
3/6	at	Jacksonville	L	1-2
3/7	at	Jacksonville	W	4-3
3/8	at	Jacksonville	W	5-4
3/10		PENN	W	12-5
3/11		PENN	W	5-1
3/13		MONMOUTH@	L	0-3
3/15		JAMES MADISON@	W	7-1
3/16		MINNESOTA@	W	11-4
3/17		MONMOUTH	L	0-7
3/20	at	East Carolina	W	4-3
3/21	at	East Carolina	L	3-9
3/22	at	East Carolina	W	3-2
3/24		VMI	W	18-0
3/25		LONGWOOD	W	8-1
3/27		UMASS*	W	16-3
3/28		UMASS*	L	2-3
3/29		UMASS*	W	8-0
3/31		VIRGINIA	L	3-5
4/4 (1)	at	Dayton*	W	5-2
4/4 (2)	at	Dayton*	L	2-5
4/5	at	Dayton*	W	6-0
4/8	at	Old Dominion	W	10-2
4/10		GEORGE MASON*	L	1-8
4/11		GEORGE MASON*	W	9-1
4/12		GEORGE MASON*	L	6-7
4/15	at	Longwood	W	11-5
4/17	at	Saint Joseph's*	W	15-9
4/18	at	Saint Joseph's*	W	4-2
4/19	at	Saint Joseph's*	L	1-5
4/21	#20	MARYLAND	W	2-1 (10)
4/22	at	#20 Maryland	W	3-1
4/24	vs.	Rhode Island*!	L	3-7
4/25	vs.	Rhode Island*!	L	3-6
4/26	vs.	Rhode Island*!	W	7-0
4/29		NORFOLK STATE	W	14-6
5/1	at	Saint Louis*	L	1-7
5/2	at	Saint Louis*	L	2-3
5/3	at	Saint Louis*	L	9-12
5/5	at	Norfolk State	L	3-6
5/7		FORDHAM*	W	7-2
5/8		FORDHAM*	W	2-1
5/9		FORDHAM*	W	3-2
5/12	vs.	Old Dominion\$	W	9-3
5/14	at	St. Bonaventure*	W	12-2
5/15	at	St. Bonaventure*	W	11-0
5/16	at	St. Bonaventure*	W	7-2
5/20	vs.	Davidson^	W	11-0
5/21	vs.	Saint Louis^	W	14-3
5/22	vs.	Rhode Island^	W	8-2
5/23	vs.	Rhode Island^	W	5-3
5/29	at	#14 Dallas Baptist%	W	7-2
5/31	vs.	#18 Oregon State%	W	5-1
6/1 (1)	at	#14 Dallas Baptist%	L	1-2
6/1 (2)	at	#14 Dallas Baptist%	W	3-1
6/5	at	#8 Miami (Fla.)~	L	2-3
6/6	at	#8 Miami (Fla.)~	L	3-10

- Wake Forest Tournament (WF Baseball Park - Winston-Salem, N.C.)
 & - Played at Griffith Field (Ripken Experience) - Myrtle Beach, S.C.
 @ - PK5 Classic (The Diamond - Richmond, Va.)
 * - Atlantic 10 Conference Game
 ! - Played at Estes Park (Randolph-Macon) - Ashland, Va.
 \$ - Keydog Classic (War Memorial Stadium - Hampton, Va.)
 ^ - A-10 Tournament (Barcroft Park - Arlington, Va.)
 % - NCAA Dallas Regional (Homer Ballpark - Dallas, Texas)
 ~ - NCAA Super Regional (Mark Light Field - Coral Gables, Fla.)



2015: VCU Defeats Host Dallas Baptist in Dallas Regional, Advances to First Super Regional in Program History

2016
RECORD: 38-19 (15-7 A-10)
COACH: SHAWN STIFFLER

2/19	at	Kennesaw State	W	15-11
2/20	at	Georgia State	W	8-6
2/21	at #21	Georgia Tech	L	1-9
2/26	vs.	Eastern Kentucky#	L	2-12
2/27	vs.	South Dakota St.#	W	14-8
2/28	at	UNCW	L	4-11
3/1	at	Longwood	L	9-10
3/5		MARIST	W	3-0
3/6		MARIST	W	7-6 (13)
3/7		MARIST	W	3-0
3/9		OLD DOMINION	L	1-3
3/11		WAGNER	W	3-2
3/12		WAGNER	W	9-5
3/13		WAGNER	W	4-3
3/15	at	VMI	W	11-7
3/16		MONMOUTH	L	4-12
3/18	at #23	Charleston	W	2-1
3/19	at #23	Charleston	W	4-3
3/20	at #23	Charleston	L	4-7
3/22		LONGWOOD	W	5-2
3/25		ST. BONAVENTURE*	W	6-5
3/26		ST. BONAVENTURE*	W	3-2 (12)
3/27		ST. BONAVENTURE*	W	4-1
3/29	at	Maryland	L	1-8
3/30		MARYLAND	L	1-7
4/1		DAYTON*	W	9-2
4/2		DAYTON*	L	3-8
4/3		DAYTON*	W	5-3
4/5	#14	VIRGINIA	W	7-5
4/8	at	Rhode Island*	L	1-5
4/9	at	Rhode Island*	L	3-7
4/10	at	Rhode Island*	W	7-3 (10)
4/12		NORFOLK STATE	W	4-2
4/13	at	William & Mary	W	12-5
4/15	at	La Salle*	W	4-1
4/16	at	La Salle*	W	9-1
4/17	at	La Salle*	W	2-1
4/20	at	Virginia	W	11-5
4/23		RICHMOND*	L	4-5 (10)
4/24 (1)		RICHMOND*	W	2-1
4/24 (2)		RICHMOND*	L	4-6 (11)
4/26		VMI	W	8-5
4/29	at	George Washington*	W	3-0
4/30 (1)	at	George Washington*	L	3-4 (13)
4/30 (2)	at	George Washington*	W	8-7 (10)
5/3	at #17	North Carolina	L	0-11
5/7 (1)		SAINT LOUIS*	W	1-0
5/7 (2)		SAINT LOUIS*	W	5-1
5/8		SAINT LOUIS*	W	7-6
5/13	at	Presbyterian	W	3-2
5/14	at	Presbyterian	W	13-2
5/15	at	Presbyterian	W	10-7

5/21	at	Davidson*	L	5-11
5/25	vs.	George Washington^	W	5-1
5/26	vs.	Davidson^	L	3-7
5/26	vs.	George Washington^	W	12-4
5/27	vs.	Saint Joseph's^	L	1-13

- Played at Brooks Field - Wilmington, N.C.
 * - Atlantic 10 Conference Game
 ^ - A-10 Tournament (Houlihan Park - Bronx, N.Y.)

2017
A-10 REGULAR SEASON CHAMPIONS
RECORD: 35-22 (19-5 A-10)
COACH: SHAWN STIFFLER

2/17	at #5	Florida State	W	3-0
2/18	at #5	Florida State	L	3-12
2/19	at #5	Florida State	L	3-11
2/24	at	Charleston Southern	W	13-4
2/25	at	Charleston Southern	L	9-11
2/26	at	Charleston Southern	L	2-4
2/28		OLD DOMINION	L	4-5 (10)
3/1	at	Norfolk State	W	8-3
3/3		FAIRFIELD	W	4-3
3/4		FAIRFIELD	W	5-4 (13)
3/5		FAIRFIELD	W	2-1
3/7	at #10	North Carolina	L	2-8
3/8		NORFOLK STATE	W	5-2
3/10		OAKLAND	W	5-2
3/11		OAKLAND	W	4-1
3/12		OAKLAND	W	10-1
3/16		MARIST	L	6-15
3/17	at	UNCW	L	4-5
3/18	at	UNCW	L	4-10
3/19	at	UNCW	L	1-10
3/21		LONGWOOD	W	5-4 (13)
3/24		LA SALLE*	W	8-1
3/25		LA SALLE*	W	7-0
3/26		LA SALLE*	W	3-0
3/29	#18	VIRGINIA	L	2-4
4/1 (1)		GEORGE WASH.*	L	2-4
4/1 (2)		GEORGE WASH.*	W	11-2
4/2		GEORGE WASH.*	W	10-2
4/4		WILLIAM & MARY	L	1-5
4/7	at	UMass*	W	8-0
4/8	at	UMass*	W	2-0
4/9	at	UMass*	W	11-1
4/11	at #12	Virginia	L	4-9
4/14		DAVIDSON*	L	4-5
4/15		DAVIDSON*	W	14-0
4/16		DAVIDSON*	W	11-4
4/18		VMI	W	5-4
4/21	at	Fordham*	W	3-2
4/22	at	Fordham*	W	3-0
4/23	at	Fordham*	W	4-3 (10)
4/28		SAINT JOSEPH'S*	W	7-6
4/29		SAINT JOSEPH'S*	L	6-8
4/30		SAINT JOSEPH'S*	W	5-4

5/2		VMI	W	11-4
5/6 (1)	at	Dayton*	L	2-4
5/6 (2)	at	Dayton*	W	9-1
5/7	at	Dayton*	L	6-7
5/10	at #25	Old Dominion	L	1-4
5/13		LIBERTY	W	5-4
5/14		LIBERTY	L	6-8
5/18	at	Richmond*	W	14-7
5/19	at	Richmond*	W	14-2
5/20	at	Richmond*	W	4-1
5/25	vs.	George Washington^	W	9-4
5/26	vs.	Davidson^	W	7-3
5/27 (1)	vs.	Davidson^	L	4-8
5/27 (2)	vs.	Davidson^	L	4-11

* - Atlantic 10 Conference Game
 ^ - A-10 Tournament (Billiken Sports Center - St. Louis, Mo.)

2018
RECORD: 34-23 (14-10 A-10)
COACH: SHAWN STIFFLER

2/16	at	Liberty	L	4-5
2/18 (1)	at	Liberty	L	10-14
2/18 (2)	at	Liberty	L	2-4
2/20	at	William & Mary	W	4-3
2/23	vs.	West Virginia#	W	6-2 (11)
2/24	vs.	West Virginia#	W	8-5
2/25	vs.	Illinois#	L	4-7
2/25	at	Coastal Carolina	L	5-15
2/28		MARYLAND	L	0-2
3/2		MANHATTAN	L	6-8
3/3		MANHATTAN	W	2-1
3/4		MANHATTAN	L	4-6
3/7		NORFOLK STATE	W	6-4
3/9		BINGHAMTON	W	3-1
3/10 (1)		BINGHAMTON	W	2-1
3/10 (2)		BINGHAMTON	W	18-3
3/13	at #17	East Carolina	W	3-0
3/14		LAFAYETTE	W	8-6
3/16		IONA	W	3-0
3/17		IONA	W	2-1
3/18		IONA	W	5-4
3/23		RHODE ISLAND*	W	5-2
3/24		RHODE ISLAND*	W	1-0 (15)
3/25		RHODE ISLAND*	W	4-2
3/28		VIRGINIA	W	11-3
3/30	at	Saint Louis*	W	4-2
3/31 (1)	at	Saint Louis*	L	1-7
3/31 (2)	at	Saint Louis*	L	0-9
4/3	at	Towson	W	7-2 (6)
4/6 (1)		DAYTON*	W	9-4
4/6 (2)		DAYTON*	W	10-1
4/8		DAYTON*	L	1-6
4/11		VMI	L	1-4
4/13 (1)	at	St. Bonaventure*	W	11-4
4/13 (2)	at	St. Bonaventure*	W	8-2
4/14	at	St. Bonaventure*	L	2-3
4/17	at	Maryland	W	14-3
4/20		GEORGE MASON*	L	3-11
4/21		GEORGE MASON*	W	6-4
4/22		GEORGE MASON*	W	1-0 (12)
4/25		LONGWOOD	W	12-2
4/27	at	Davidson*	L	9-10
4/28	at	Davidson*	W	14-1
4/29	at	Davidson*	L	9-13
5/1	at	Virginia	L	0-2
5/4		RICHMOND*	L	2-4 (13)
5/5		RICHMOND*	W	3-1
5/6		RICHMOND*	L	0-3
5/8	at	Old Dominion	L	1-7
5/11	at	George Washington*	W	6-0
5/12	at	George Washington*	W	6-2
5/13	at	George Washington*	L	2-11
5/15		OLD DOMINION	W	9-3
5/18	vs.	Western Carolina&	W	5-4
5/19	vs.	Western Carolina&	W	11-1 (8)
5/23	vs.	Fordham^	L	2-3
5/23	at	George Washington^	L	1-4

- Brittain Resorts Invitational (Springs Brooks Stadium - Conway, S.C.)
 & - Played at McNair Field - Forest City, N.C.
 * - Atlantic 10 Conference Game
 ^ - A-10 Tournament (Barcroft Park - Arlington, Va.)



YEAR-BY-YEAR SCHEDULE / RESULTS

2019 A-10 REGULAR SEASON CHAMPIONS RECORD: 39-19 (19-5 A-10) COACH: SHAWN STIFFLER

2/15	at	#21 Coastal Carolina#	L	8-10
2/16	vs.	Campbell#	W	8-7
2/17	vs.	Maryland#	L	3-5
2/21	at	Wofford	W	13-3
2/24 (1)	at	USC Upstate	W	7-4
2/24 (2)	at	USC Upstate	W	14-2
2/26		MARYLAND	L	3-4
2/27	at	#6 North Carolina	W	11-8
3/1		CORNELL	W	6-1
3/2 (1)		CORNELL	W	2-0
3/2 (2)		CORNELL	W	9-3
3/8		LAFAYETTE	W	6-3
3/9		LAFAYETTE	W	7-6
3/10		LAFAYETTE	W	7-3
3/12		MARIST	W	8-1
3/13		MARIST	W	9-3
3/15	at	UCF	L	9-10
3/16	at	UCF	W	4-3
3/17	at	UCF	L	2-8
3/19		WILLIAM & MARY	L	3-7
3/20		TOWSON	W	6-0
3/22		UMASS*	W	5-2
3/23		UMASS*	W	7-2
3/24		UMASS*	W	3-1
3/26		VMI	W	15-2
3/29		DAVIDSON*	L	2-3
3/30		DAVIDSON*	W	7-3
3/31		DAVIDSON*	W	13-1
4/3	at	Longwood	W	12-6
4/5	at	La Salle*	W	11-2
4/6	at	La Salle*	W	9-6
4/7	at	La Salle*	W	28-4
4/9	at	Old Dominion	L	5-6
4/12		FORDHAM*	W	3-0
4/13		FORDHAM*	L	1-11
4/14		FORDHAM*	W	8-3
4/16		OLD DOMINION	L	5-7
4/20 (1)	at	Richmond*	L	5-8
4/20 (2)	at	Richmond*	W	16-3
4/21	at	Richmond*	L	4-5 (11)
4/23	at	Maryland	L	5-10
4/26		GEORGE WASH.*	L	1-2
4/27		GEORGE WASH.*	W	4-3 (10)
4/28		GEORGE WASH.*	W	9-7
4/30		VIRGINIA	L	2-3
5/1	at	VMI	W	11-2
5/5 (1)	at	Duke	L	1-2
5/5 (2)	at	Duke	W	5-3
5/8	at	Norfolk State	W	12-4
5/10	at	Saint Joseph's*	W	9-3
5/11 (1)	at	Saint Joseph's*	W	13-3
5/11 (2)	at	Saint Joseph's*	W	4-0
5/14	at	Virginia	L	7-8
5/16	at	George Mason*	W	9-4
5/17	at	George Mason*	W	3-2
5/18	at	George Mason*	W	15-2
5/22	at	Fordham^	L	1-2
5/23	vs.	Richmond^	L	2-6

- Brittain Resorts Invitational (Springs Brooks Stadium - Conway, S.C.)
^ - Atlantic 10 Conference Game
* - A-10 Tournament (Houlihan Park - Bronx, N.Y.)

2020 RECORD: 9-8 (N/A A-10) COACH: SHAWN STIFFLER

2/14	at	Charlotte	W	17-5
2/15	at	Charlotte	W	4-5 (11)
2/16	at	Charlotte	W	8-4
2/18		NORFOLK STATE	W	10-1
2/21		SACRED HEART	W	5-3
2/22		SACRED HEART	L	4-5
2/23		SACRED HEART	W	6-1
2/26		OLD DOMINION	L	3-6
2/28		WEST VIRGINIA	W	4-1
2/29		GEORGETOWN	W	20-6

3/1		WAGNER	W	9-0
3/4	at	North Carolina	L	3-8
3/6	vs.	Illinois State#	L	5-8
3/7	at	Jacksonville	L	2-4
3/8	at	Jacksonville	L	1-2
3/10	at	Charleston	L	3-8
3/11	at	The Citadel	W	8-4

-----Season Cut Short Due to Covid-19 Pandemic-----

3/13-17		IONA	Canceled	
3/17		EAST CAROLINA	Canceled	
3/20-22		ST. BONAVENTURE*	Canceled	
3/24		WILLIAM & MARY	Canceled	
3/27-29	at	George Washington*	Canceled	
3/31		MARYLAND	Canceled	
4/3-5		RICHMOND*	Canceled	
4/7		VIRGINIA	Canceled	
4/10-12		GEORGE MASON*	Canceled	
4/14	at	VMI	Canceled	
4/17-19	at	New Orleans	Canceled	
4/21	at	William & Mary	Canceled	
4/24-26	at	Davidson*	Canceled	
4/28		VMI	Canceled	
5/1-3	at	Dayton*	Canceled	
5/6	at	Old Dominion	Canceled	
5/8-10		SAINT LOUIS*	Canceled	
5/12	at	Virginia	Canceled	
5/14-16	at	Rhode Island*	Canceled	

- Played at John Sessions Stadium - Jacksonville, Fla.
* - Atlantic 10 Conference Game

2021 NCAA STARKVILLE REGIONAL A-10 REGULAR SEASON CHAMPIONS RECORD: 38-16 (13-3 A-10) COACH: SHAWN STIFFLER

2/20	at	UNCW	L	4-5
2/21 (1)	at	UNCW	L	1-4
2/21 (2)	at	UNCW	L	5-9
2/27 (1)	at	Elon	L	6-7
2/27 (2)	at	Elon	W	4-3
2/28	at	Elon	L	7-8
3/2		VMI	W	10-8
3/5	at	VMI	W	17-2
3/6		CENTRAL MICHIGAN	W	12-11
3/7	at	VMI	W	18-7
3/9	at #18	Virginia Tech	L	9-10
3/10	at #18	Virginia Tech	W	10-7
3/12		TOWSON	W	14-9
3/13		TOWSON	L	7-8
3/14		TOWSON	W	5-1
3/17	at	Old Dominion	W	12-5
3/20	at	Liberty	L	2-3
3/21		LIBERTY	L	1-6
3/23		OLD DOMINION	L	3-5
3/26	at	William & Mary	W	8-6
3/27 (1)		WILLIAM & MARY	W	6-3
3/27 (2)		WILLIAM & MARY	W	9-4
3/30	at	Elon	W	6-3
4/2	at	Liberty	L	3-9
4/3		LIBERTY	W	4-2
4/7	at	Georgetown	W	13-4
4/9	at	George Washington*	W	6-4
4/10 (1)	at	George Washington*	L	4-5
4/10 (2)	at	George Washington*	L	2-3
4/11	at	George Washington*	L	4-5
4/13	at	William & Mary	W	8-3
4/16		DAVIDSON*	W	14-3
4/17 (1)		DAVIDSON*	W	9-8
4/17 (2)		DAVIDSON*	W	5-1
4/18		DAVIDSON*	W	3-1
4/20		VIRGINIA	W	5-3
4/27		VMI	W	15-5
4/30		GEORGE MASON*	W	9-2
5/1 (1)		GEORGE MASON*	W	3-1
5/1 (2)		GEORGE MASON*	W	8-1
5/2		GEORGE MASON*	W	11-2
5/4	at	Virginia	W	7-5
5/7 (1)	at	Saint Louis*	W	14-6
5/7 (2)	at	Saint Louis*	W	19-4
5/8 (1)	at	Saint Louis*	W	9-8 (10)

5/8 (2)	at	Saint Louis*	W	16-5 (8)
5/20	at	James Madison	W	20-18 (10)
5/21	at	James Madison	W	10-1
5/27		SAINT JOSEPH'S^	W	15-4
5/28		RHODE ISLAND^	W	10-4
5/29		DAYTON^	W	7-6
6/4	vs.	Campbell%	W	19-4
6/5	at	#7 Mississippi State%	L	4-16
6/6	vs.	Campbell%	L	10-19

* - Atlantic 10 Conference Game
^ - A-10 Tournament (The Diamond - Richmond, Va.)
% - NCAA Starkville Regional (Dudy Noble Field - Starkville, Miss.)

2022 NCAA CHAPEL HILL REGIONAL A-10 TOURNAMENT CHAMPIONS RECORD: 42-20 (19-5 A-10) COACH: SHAWN STIFFLER

2/18	vs.	Rider#	L	6-7
2/19	vs.	Lafayette#	W	13-3
2/20	at	Wake Forest	L	4-6
2/22	at	Longwood	W	8-3
2/25	at	#3 Ole Miss	L	4-10
2/27	at	#3 Ole Miss	L	3-14 (7)
3/1		#24 OLD DOMINION	L	1-3
3/4		LAFAYETTE	L	0-3
3/5		PRINCETON	W	2-1
3/6		RUTGERS	L	0-8
3/8	at	#22 Maryland	L	6-8
3/11		NC A&T	W	9-6
3/13 (1)		MONMOUTH	W	4-2
3/13 (2)		MONMOUTH	W	3-0
3/15		#12 LIBERTY	W	2-1
3/18		QUINNIPIAC	W	8-2
3/19		QUINNIPIAC	W	14-4
3/20		QUINNIPIAC	W	17-6
3/22		LONGWOOD	W	6-5
3/25	at	East Carolina	L	2-8
3/26	at	East Carolina	L	5-7
3/27	at	East Carolina	W	5-2
3/29	at	William & Mary	W	4-2
4/1	at	George Mason*	L	6-7
4/2	at	George Mason*	W	9-2
4/3	at	George Mason*	W	15-5
4/5		VMI	L	1-4
4/8		DAVIDSON*	W	7-6
4/9		DAVIDSON*	L	2-7
4/10		DAVIDSON*	L	2-7
4/12	at	VMI	W	6-4
4/15	at	Richmond*	L	0-7
4/16	at	Richmond*	W	13-11
4/17	at	Richmond*	W	13-2
4/19		#8 VIRGINIA	W	9-7 (10)
4/22		SAINT JOSEPH'S*	W	7-2
4/23		SAINT JOSEPH'S*	W	13-9
4/24		SAINT JOSEPH'S*	L	3-6
4/26		WILLIAM & MARY	L	6-11
4/29	at	Dayton*	W	7-0
4/30	at	Dayton*	W	6-4
5/1	at	Dayton*	W	9-8
5/4	at	#12 Virginia	L	6-12
5/7 (1)		GEORGE WASH.*	W	5-1
5/7 (2)		GEORGE WASH.*	W	11-3
5/8		GEORGE WASH.*	W	7-2
5/10	at	Old Dominion	W	8-2
5/13	at	UMass*	W	26-2
5/14	at	UMass*	W	18-3
5/15	at	UMass*	W	6-1
5/17		GEORGETOWN	W	4-3 (12)
5/19		FORDHAM*	W	17-1
5/20		FORDHAM*	W	4-2
5/21		FORDHAM*	W	12-5
5/24	vs.	Richmond^	W	4-3
5/25	vs.	Saint Joseph's^	W	8-4
5/27	at	Davidson^	W	14-6
5/28	vs.	Richmond^	W	10-7
6/3	vs.	Georgia%	W	8-1
6/4	at	#10 North Carolina%	W	4-3
6/5	at	#10 North Carolina%	L	8-19
6/6	at	#10 North Carolina%	L	3-7



YEAR-BY-YEAR SCHEDULE / RESULTS

- Played at David F. Couch Ballpark - Winston-Salem, N.C.
 * - Atlantic 10 Conference Game
 ^ - A-10 Tournament (Wilson Field - Davidson, N.C.)
 % - NCAA Chapel Hill Regional (Boshamer Stadium - Chapel Hill, N.C.)

SHAWN STIFFLER (2013-22)

Overall: 340-198 (.632), Atlantic 10: 144-71 (.670)

10 Seasons; 538 Games Coached
 1 NCAA Super Regional Appearance (2015)
 3 NCAA Regional Appearances (2015, 2021, 2022)
 3 A-10 Tournament Titles (2015, 2021, 2022)
 2 A-10 Regular Season Titles (2017, 2021)

2023

RECORD: 25-30 (11-13 A-10)

COACH: BRADLEY LECROY (FIRST SEASON)

2/17	vs.	Middle Tennessee#	L	8-14
2/18	vs.	Fairfield#	W	10-3
2/19	at	Coastal Carolina#	W	4-2
2/24		SACRED HEART	L	6-7 (10)
2/25		SACRED HEART	L	5-11
2/26		SACRED HEART	L	10-11
2/28	at #13	North Carolina	L	4-10
3/1	at #13	North Carolina	L	10-14
3/4		WEST VIRGINIA	L	5-8
3/5 (1)		FAIRFIELD	W	9-3 (7)
3/5 (2)		FAIRFIELD	L	2-5 (7)
3/7	at	Liberty	L	0-10
3/8	at	James Madison	L	5-19
3/10		CORNELL	W	14-9
3/11		CORNELL	W	10-5
3/12		CORNELL	W	9-3
3/14		JAMES MADISON	L	6-14
3/17		NJIT	W	5-4 (10)
3/18		NJIT	W	12-4
3/19		NJIT	W	1-0
3/21		LONGWOOD	W	5-2
3/24	at	South Florida	W	18-3
3/25	at	South Florida	L	0-9
3/26	at	South Florida	W	25-15
3/28		NORFOLK STATE	W	13-4
3/31		ST. BONAVENTURE*	W	23-9
4/1		ST. BONAVENTURE*	L	6-7
4/2		ST. BONAVENTURE*	W	13-1
4/4		VMI	W	6-4
4/7	at	Saint Joseph's*	L	3-5
4/8	at	Saint Joseph's*	L	3-12
4/9	at	Saint Joseph's*	W	11-7
4/11	at	William & Mary	L	12-13
4/14		GEORGE MASON*	W	5-0
4/15		GEORGE MASON*	L	5-10
4/16		GEORGE MASON*	W	11-3
4/18	#8	VIRGINIA	L	6-19
4/21	at	George Washington*	L	2-9
4/22	at	George Washington*	W	11-4
4/23	at	George Washington*	L	2-3
4/25		OLD DOMINION	L	4-11
4/28		SAINT LOUIS*	W	10-6
4/29 (1)		SAINT LOUIS*	L	5-10
4/29 (2)		SAINT LOUIS*	W	7-6 (11)
5/2	at #21	Virginia	L	6-11
5/4	at	Davidson*	L	5-13
5/5	at	Davidson*	W	9-4
5/6	at	Davidson*	L	10-14
5/9	at	Longwood	L	6-8
5/12		RICHMOND*	L	10-16
5/13		RICHMOND*	W	9-8
5/14		RICHMOND*	W	4-3
5/18	at	Rhode Island*	L	5-8
5/19 (1)	at	Rhode Island*	L	5-7
5/19 (2)	at	Rhode Island*	L	7-19

- Baseball at the Beach (Springs Brooks Stadium - Conway, S.C.)
 * - Atlantic 10 Conference Game

2024

NCAA GREENVILLE REGIONAL A-10 TOURNAMENT CHAMPIONS

RECORD: 38-23 (15-8 A-10)

COACH: BRADLEY LECROY

2/16	at #13	NC State	L	1-6
2/17	at #13	NC State	W	9-6
2/18	at #13	NC State	L	3-5
2/20		LONGWOOD	W	16-6 (8)
2/23		MERRIMACK	W	12-3
2/24		MERRIMACK	L	12-16
2/25		MERRIMACK	W	7-5
2/27	at #17	North Carolina	L	2-8
2/28		MARYLAND	W	15-7
3/1		SACRED HEART#	W	6-2
3/2		CCSU#	W	10-0 (8)
3/3		BOSTON COLLEGE#	W	10-1
3/7	vs.	Western Michigan&	W	9-7 (11)
3/7	vs.	Western Carolina&	W	5-2
3/10	vs.	Michigan State&	W	8-4
3/12	at	Longwood	L	0-4
3/15		PRINCETON	W	11-7
3/16 (1)		PRINCETON	W	7-1
3/16 (2)		PRINCETON	W	6-3
3/17		PRINCETON	L	11-15
3/19	at	Liberty	W	8-7
3/22	at	Xavier	L	6-7
3/23	at	Xavier	L	5-9
3/24	at	Xavier	W	10-5
3/26		WILLIAM & MARY	L	3-6
3/29		UMASS*	W	7-6 (11)
3/30		UMASS*	L	3-4
3/31		UMASS*	W	7-1
4/2	at	William & Mary	W	9-5
4/5		DAVIDSON*	W	10-8
4/6		DAVIDSON*	W	7-4
4/7		DAVIDSON*	W	6-1
4/9	at #11	Virginia	L	4-8
4/12	at	St. Bonaventure*	L	5-7
4/13	at	St. Bonaventure*	W	5-0
4/14	at	St. Bonaventure*	L	6-11
4/16		LIBERTY	W	2-1
4/19		DAYTON*	L	1-5
4/20		DAYTON*	W	8-3
4/23	at	Old Dominion	L	1-7
4/26	at	George Mason*	W	6-4
4/27	at	George Mason*	L	2-3
4/28	at	George Mason*	W	9-8
4/30	#11	VIRGINIA	L	4-8
5/3 (1)		GEORGE WASH.*	W	6-2
5/3 (2)		GEORGE WASH.*	L	8-12
5/4		GEORGE WASH.*	L	6-11
5/7		OLD DOMINION	L	8-14
5/10	at	Fordham*	W	4-0
5/11	at	Fordham*	W	4-3
5/12	at	Fordham*	W	8-3
5/16	at	Richmond*	L	10-12
5/17 (1)	at	Richmond*	W	11-4
5/17 (2)	at	Richmond*	W	12-4
5/21		SAINT JOSEPH'S^	W	4-2
5/22		DAYTON^	W	11-3
5/24		RICHMOND^	W	13-7
5/25		RICHMOND^	W	16-1
5/31	vs. #22	Wake Forest%	W	1-0
6/1	vs.	Evansville%	L	11-17
6/2	at #16	East Carolina%	L	7-10

- Central Virginia Classic (The Diamond)
 & - First Pitch Invitational (Fluor Field - Greenville, S.C.)
 * - Atlantic 10 Conference Game
 ^ - A-10 Tournament (Capital One Park - Tysons, Va.)
 % - NCAA Greenville Regional (Clark LeClair Stadium - Greenville, N.C.)

BRADLEY LECROY (2023-24)

Overall: 63-53 (.543), Atlantic 10: 26-21 (.553)

2 Seasons; 116 Games Coached
 2024 NCAA Greenville Regional
 2024 Atlantic 10 Tournament Champion

2025

RECORD: 17-37, (10-20 A-10)
COACH: SEAN THOMPSON (FIRST SEASON)

2/14	at	Charleston	L	0-10 (7)
2/15 (1)	at	Charleston	L	2-12 (7)
2/15 (2)	at	Charleston	W	10-9
2/18	at	Longwood	L	3-6
2/21	at #14	Clemson&	L	2-6
2/22	at #14	Clemson&	L	3-4
2/23	vs.	NC A&T&	W	6-3
2/25	at #5	North Carolina	L	4-9
2/28		TOLEDO#	L	2-6
3/1		PENN STATE#	L	7-16
3/2		BOSTON COLLEGE#	L	3-4
3/8 (1)		PRINCETON	W	4-0
3/8 (2)		PRINCETON	L	4-11
3/9		PRINCETON	W	11-0
3/11		EAST CAROLINA	L	2-12 (8)
3/12		EAST CAROLINA	L	1-11
3/14		RHODE ISLAND*	L	4-5
3/15 (1)		RHODE ISLAND*	L	11-15
3/15 (2)		RHODE ISLAND*	L	1-5
3/18	at	Virginia Tech	L	2-13 (7)
3/21	at	Davidson*	L	4-17
3/22	at	Davidson*	L	11-19
3/23	at	Davidson*	L	9-13
3/25		LONGWOOD	W	19-2 (7)
3/28		SAINT JOSEPH'S*	W	6-3
3/29		SAINT JOSEPH'S*	W	4-3
3/30		SAINT JOSEPH'S*	L	5-6
4/1	at	William & Mary	W	16-4 (8)
4/4	at	George Washington*	W	9-6
4/5	at	George Washington*	L	3-4
4/6	at	George Washington*	W	5-2
4/8		VIRGINIA	L	0-13 (7)
4/12 (1)		GEORGE MASON*	L	2-4
4/12 (2)		GEORGE MASON*	W	10-6
4/13		GEORGE MASON*	L	5-6
4/15	at	Old Dominion\$	W	16-13
4/17	at	Saint Louis*	L	1-2
4/18 (1)	at	Saint Louis*	L	2-4
4/18 (2)	at	Saint Louis*	L	2-12 (7)
4/22		VIRGINIA TECH	L	5-6
4/25		FORDHAM*	W	8-5
4/26		FORDHAM*	L	1-11
4/27		FORDHAM*	W	9-0
4/29	at	Virginia	L	8-9
5/2 (1)	at	St. Bonaventure*	L	9-10 (11)
5/2 (2)	at	St. Bonaventure*	L	16-17
5/4	at	St. Bonaventure*	L	10-11
5/7		OLD DOMINION	L	2-8
5/9		RICHMOND*	L	2-8
5/10		RICHMOND*	L	3-6
5/11		RICHMOND*	L	6-18 (7)
5/15	at	UMass*	W	16-1
5/16	at	UMass*	W	13-7
5/17	at	UMass*	W	7-4

& - Clemson Baseball Invit. (Doug Kingsmore Stadium - Clemson, S.C.)
 \$ - Central Virginia Classic (The Diamond - Richmond, Va.)
 S - Played at War Memorial Stadium (Hampton, Va.)
 * - Atlantic 10 Conference Game

BEST RECORD THROUGH...

GAMES RECORD

1 (57x)	1-0	28x (last 2020)
2 (57x)	2-0	16x (last 2016)
3 (57x)	3-0	11x (last 2014)
4 (57x)	4-0	6x (last 2013)
5 (57x)	5-0	3x (2013, 1989, '71)
6 (57x)	6-0	3x (2013, 1989, '71)
7 (57x)	7-0	3x (2013, 1989, '71)
8 (57x)	8-0	2x (2013, 1989)
9 (57x)	9-0	2x (2013, 1989)
10 (57x)	10-0	1x (1989)
11 (57x)	11-0	1x (1989)
12 (57x)	11-1	1x (1989)
13 (57x)	12-1	1x (1989)
14 (57x)	13-1	1x (1989)
15 (57x)	14-1	1x (1989)
16 (57x)	14-2	1x (1989)
17 (57x)	14-3	5x (2014, '03, 1999, '94, '89)
18 (56x)	15-3	3x (2014, '03, 1989)
19 (56x)	16-3	2x (2014, 1989)
20 (56x)	17-3	2x (2014, 1989)
21 (56x)	18-3	1x (2014)
22 (54x)	19-3	1x (2014)
23 (53x)	20-3	1x (2014)
24 (49x)	20-4	1x (2014)
25 (49x)	20-5	4x (2014, '01, 1999, '89)
26 (49x)	21-5	1x (2001)
27 (49x)	21-6	3x (2014, '01, 1999)
28 (49x)	22-6	2x (2001, 1999)
29 (48x)	23-6	2x (2001, 1999)
30 (48x)	24-6	2x (2001, 1999)
31 (48x)	25-6	2x (2001, 1999)
32 (47x)	25-7	5x (2019, '14, '03, '01, 1999)
33 (47x)	26-7	2x (2003, '01)
34 (46x)	26-8	5x (2019, '14, '03, '01, 1998)
35 (45x)	27-8	1x (1998)
36 (45x)	28-8	1x (1998)
37 (44x)	29-8	1x (1998)
38 (44x)	30-8	1x (1998)
39 (44x)	31-8	1x (1998)
40 (44x)	32-8	1x (1998)
41 (44x)	33-8	1x (1998)
42 (44x)	34-8	1x (1998)
43 (44x)	35-8	1x (1998)
44 (44x)	36-8	1x (1998)
45 (44x)	37-8	1x (1998)
46 (41x)	38-8	1x (1998)
47 (40x)	39-8	1x (1998)
48 (36x)	39-9	1x (1998)
49 (36x)	39-10	1x (1998)
50 (36x)	40-10	1x (1998)
51 (36x)	40-11	2x (2003, 1998)
52 (36x)	41-11	2x (2003, 1998)
53 (34x)	42-11	2x (2003, 1998)
54 (34x)	43-11	2x (2003, 1998)
55 (30x)	44-11	2x (2003, 1998)
56 (27x)	45-11	1x (2003)
57 (25x)	46-11	1x (2003)
58 (19x)	46-12	1x (2003)
59 (13x)	46-13	1x (2003)
60 (11x)	46-14	1x (1998)
61 (9x)	46-15	1x (1998)
62 (4x)	45-17	1x (1998)
63 (2x)	40-23	1x (2015)
64 (2x)	40-24	1x (2015)
65 (2x)	40-25	1x (2015)

MISC. GAME RECORDS

HIGHEST-RANKED WINS (TOP-15)

#5	at Florida State (3-0), 2/17/2017
#5	at Texas (4-2), 5/25/1992
#6	at North Carolina (11-8), 2/27/2019
#6	vs. USC (14-4), 5/22/1998
#8	VIRGINIA (9-7, 10 Inn.), 4/19/2022
#10	at North Carolina (4-3), 6/4/2022
#11	at LSU (10-7), 5/27/2001
#12	RICHMOND (9-4), 3/16/2003
#12	LIBERTY (2-1), 3/15/2022
#13	at NC State (9-6), 2/17/2024
#13	vs. Long Beach St. (16-6), 5/24/1992
#14	at Dallas Baptist (7-2), 5/29/2015
#14	at Dallas Baptist (3-1), 6/1/2015
#14	VIRGINIA (7-5), 4/5/2016

LARGEST MARGIN OF VICTORY

1. 27	FDU (29-2), 2/29/2004
2. 25	at CNU (25-0), 4/24/1985
3. 24	at La Salle (28-4), 4/17/2019
24	at UMass (26-2), 5/13/2022
5. 23	VIRGINIA STATE (24-1), 4/1/1984

LONGEST GAMES (BY INNINGS)

1. 19	at Maryland (W, 3-1), 3/4/1995
2. 16	WILLIAM & MARY (W, 10-9), 4/21/2001
16	at Saint Louis (W, 8-6), 5/23/2014
4. 15	OLD DOMINION (W, 6-5), 3/17/1989
15	RHODE ISLAND (W, 1-0), 3/24/2018

MISC. SEASON RECORDS

MOST WINS

1. 46	2003
46	1998
3. 45	1988
4. 42	2022
5. 41	2001
41	1999

BEST WIN PCT.

1. .780	2003
2. .754	1998
3. .739	1970
4. .734	1988
5. .704	2021

FEWEST LOSSES (MIN. 30 GAMES)

1. 13	2003
2. 15	1998
15	1989
4. 16	2021
16	1988

MISC. SERIES RECORDS

MOST GAMES

Old Dominion 171
George Mason 123
Richmond 115
William & Mary 106
James Madison 106
Charlotte 90

MOST VCU VICTORIES

George Mason 67
Old Dominion 66
Richmond 64
William & Mary 60
VMI 47

BEST WIN PCT. (MIN. 40 GAMES)

VMI825 (47-10)
Towson593 (32-22)
William & Mary571 (60-45-1)
Richmond557 (64-51)
George Mason545 (67-56)

HOME SITE DESIGNATIONS & RECORDS

H2	The Diamond (Richmond, Va.) 710-335-3
H3	Hotchkiss Field (Richmond, Va.) 61-85-1
H4	Parker Field (Richmond, Va.) 30-48
H5	Horace Edwards Field (Richmond, Va.) 17-14-1
H6	Petersburg Complex (Petersburg, Va.) 18-9
H7	J.R. Tucker (Henrico, Va.) 7-4
H8	Pitt Field (Richmond, Va.) 0-9
H9	Shepherd Stadium (Colonial Heights, Va.) 7-2
H10	Colonial Heights (Colonial Heights, Va.) 3-3
H11	Highland Springs (Highland Springs, Va.) 4-2
H12	Randolph-Macon (Ashland, Va.) 3-2
H13	Meadowbrook (Richmond, Va.) 2-2
H14	Benedictine West (Richmond, Va.) 1-1
H15	Thomas Jefferson (Richmond, Va.) 0-3

NEUTRAL SITE DESIGNATIONS & RECORDS

N1	Met Park (Norfolk, Va.) 3-2
N2	Stanky Field (Mobile, Ala.) 1-2
N3	Charleston, S.C. (Site Unknown) 1-0
N4	Red McEwen Field (Tampa, Fla.) 1-1
N5	Nick Denes Field (Bowling Green, Ky.) 3-0
N6	Mark Light Field (Coral Gables, Fla.) 0-4
N7	Brest Field/Sessions Stadium (Jacksonville, Fla.)	.. 0-5
N8	Turchin Stadium (New Orleans, La.) 0-1
N9	Disch-Falk Field (Austin, Texas) 3-0
N10	Cardinal Stadium (Louisville, Ky.) 0-2
N11	Phillips Field (Charlotte, N.C.) 0-1
N12	Wildcat Park/Wilson Field (Davidson, N.C.) 3-1
N13	Grainger Stadium (Kinston, N.C.) 7-8
N14	College Park (Charleston, S.C.) 1-1
N15	Beautiful Tiger Field/Doug Kingsmore Stadium (Clemson, S.C.) 3-2
N16	Riley Park (Charleston, S.C.) 3-4
N17	Brooks Field (Wilmington, N.C.) 17-2
N18	Dedeaux Field (Los Angeles, Calif.) 1-1
N19	Coy Tillett Field (Manteo, N.C.) 16-5
N20	Alex Box Stadium (Baton Rouge, La.) 2-0
N21	Coastal Federal Field (Myrtle Beach, S.C.) 0-6
N22	Sarge Frye Field (Columbia, S.C.) 0-1
N23	Fleming Stadium (Wilson, N.C.) 1-2
N24	Jackie Robinson Ballpark (Daytona Beach, Fla.)	.. 0-1
N25	Davenport Field (Charlottesville, Va.) 0-1
N26	Veterans Memorial Park (Harrisonburg, Va.) 2-2
N27	Latham Park (Elon, N.C.) 1-0
N28	Russ Chandler (Atlanta, Ga.) 2-0
N29	Billiken Sports Center (St. Louis, Mo.) 3-4
N30	WF Baseball Park/David F. Couch Ballpark (Winston-Salem, N.C.) 2-1
N31	Griffith Field (Myrtle Beach, S.C.) 2-4
N32	Estes Park (Ashland, Va.) 1-2
N33	War Memorial Stadium (Hampton, Va.) 1-0
N34	Barcroft Park (Arlington, Va.) 4-1
N35	Horner Ballpark (Dallas, Texas) 1-0
N36	Houlihan Park (Bronx, N.Y.) 2-4
N37	Springs Brooks Stadium (Conway, S.C.) 4-3
N38	McNair Field (Forest City, N.C.) 2-0
N39	Dudy Noble Field (Starkville, Miss.) 1-1
N40	Boshamer Stadium (Chapel Hill, N.C.) 1-0
N41	Fluor Field (Greenville, S.C.) 3-0
N42	Capital One Park (Tysons, Va.) 4-0
N43	Clark-LeClair Stadium (Greenville, N.C.) 1-1

A

Albany (2003).....	3-0 (H: 3-0)
App State (1997).....	1-0 (N: 1-0)
Atlantic Christian (1986-90).....	6-2 (H: 3-1, A: 3-1)
Auburn (1996-2005).....	2-23 (A: 2-23)

B

Bethune-Cookman (2010).....	0-2 (A: 0-2)
Binghamton (2012-18).....	6-0 (H: 6-0)
Boston College (2013-25).....	2-1 (H: 1-1, N: 1-0)
Brandeis (1983).....	0-1 (H: 0-1)
Bridgewater (1969-77).....	4-1 (H: 2-0, A: 2-1)
Brown (1990-99).....	3-0 (H: 3-0)
Bucknell (2008-15).....	0-5 (H: 0-2, N: 0-3)
Buffalo (2014).....	1-0 (H: 1-0)
Butler (2013).....	0-3 (H: 0-3)

C

C.W. Post (1970).....	1-1 (H: 1-1)
California (2001).....	2-0 (N: 2-0)
California State (Pa.) (1980).....	1-0 (H: 1-0)
Campbell (1971-2021).....	6-3 (H: 2-1, A: 2-1, N: 2-1)
Canisius (2009).....	1-0 (H: 1-0)
Catholic (1979-81).....	3-5 (H: 2-1, A: 1-4)
Central Connecticut State (1985-2024).....	2-0 (H: 2-0)
Central Michigan (2021).....	1-0 (H: 1-0)
College of Charleston (2000-25).....	5-5 (A: 5-5)
Charleston Southern (1999-2017).....	6-3 (A: 6-3)
Charlotte (1980-2020).....	36-53-1 (H: 16-21-1, A: 16-31, N: 4-1)
CNU (1982-90).....	14-1 (H: 9-0, A: 5-1)
Cincinnati (2003).....	1-1 (H: 1-1)
Clemson (2025).....	0-2 (A: 0-2)
Cleveland State (2010).....	3-0 (H: 3-0)
Coast Guard (1977-79).....	1-2 (H: 1-2)
Coastal Carolina (2002-23).....	1-5 (A: 1-3, N: 0-2)
UConn (1989).....	1-0 (H: 1-0)
Coppin State (1993-94).....	4-0 (H: 4-0)
Cornell (1994-2023).....	7-0 (H: 7-0)
Creighton (1992).....	1-0 (N: 1-0)

D

Dallas Baptist (2015).....	2-1 (A: 2-1)
Davidson (1980-2025).....	22-17 (H: 12-4, A: 8-10, N: 2-3)
Dayton (2013-24).....	15-7 (H: 7-3, A: 8-4)
Delaware (1975-2012).....	16-23 (H: 5-14, A: 8-9, N: 3-0)
Drexel (1996-2003).....	11-1 (H: 9-1, A: 2-0)
Duke (1978-2019).....	7-8 (H: 1-5, A: 6-3)

E

East Carolina (1977-2025).....	32-38 (H: 11-13, A: 19-22, N: 2-3)
Eastern Connecticut (1971-78).....	3-6 (H: 3-6)
Eastern Kentucky (2016).....	0-1 (N: 0-1)
Edinboro State (1976).....	0-1 (H: 0-1)
Elizabethtown (1984).....	1-0 (N: 1-0)
Elon (1996-2021).....	3-4 (H: 0-1, A: 3-2, N: 0-1)
Evansville (2024).....	0-1 (N: 0-1)

F

Fairfield (1987-2023).....	12-4 (H: 11-4, N: 1-0)
FDU (1995-2004).....	18-1 (H: 18-1)
Federal City (1976).....	1-1 (H: 1-0, A: 0-1)
Florida Atlantic (2005-06).....	1-3 (A: 1-2, N: 0-1)
Florida State (2017).....	1-2 (A: 1-2)
Fordham (2005-25).....	24-9 (H: 17-5, A: 7-2, N: 0-2)
Francis Marion (1977).....	0-1 (A: 0-1)
Frostburg State (1970-80).....	3-2-1 (H: 3-2-1)
Furman (2014).....	3-0 (A: 3-0)

G

George Mason (1975-2025).....	67-56 (H: 37-23, A: 23-29, N: 7-4)
George Wash. (1969-2025).....	29-25 (H: 14-10, A: 12-15, N: 3-0)
Georgetown (1990-2022).....	6-0 (H: 3-0, A: 2-0, N: 1-0)
Georgia (2022).....	1-0 (N: 1-0)
Georgia State (1980-2016).....	13-19-1 (H: 6-7-1, A: 5-11, N: 2-1)
Georgia Tech (1980-2016).....	1-5 (A: 1-2, N: 0-3)

H

Hampden-Sydney (1969-79).....	6-9 (H: 2-5, A: 4-4)
Hartford (1988-2002).....	6-0 (H: 6-0)
Harvard (1999).....	1-0 (N: 1-0)
High Point (1982-2011).....	0-3 (A: 0-3)
Hobart (1975).....	2-0 (H: 2-0)
Hofstra (1994-2012).....	27-8 (H: 14-2, A: 13-5, N: 0-1)
Holy Cross (2011).....	1-1 (H: 1-1)

Howard (1982-2002).....	16-1 (H: 15-1, A: 1-0)
Hunter (1973-75).....	3-3 (H: 3-3)

I

Illinois (2018).....	0-1 (N: 0-1)
Illinois State (2020).....	0-1 (N: 0-1)
Iona (2007-18).....	4-0 (H: 4-0)

J

Jacksonville (1980-2020).....	17-39 (H: 5-20, A: 11-18, N: 1-1)
James Madison (1970-2023).....	46-59-1 (H: 23-20-1, A: 15-35, N: 8-4)
Johns Hopkins (1979).....	1-0 (H: 1-0)

K

Kennesaw State (2016).....	1-0 (A: 1-0)
----------------------------	--------------

L

La Salle (2013-19).....	12-3 (H: 5-1, A: 7-2)
Lafayette (2014-22).....	6-1 (H: 5-1, N: 1-0)
Le Moyne (2002).....	0-1 (H: 0-1)
Liberty (1977-2024).....	35-32 (H: 17-11, A: 18-21)
Lock Haven (1978-88).....	5-3 (H: 5-3)
Long Beach State (1992-2012).....	2-2 (A: 1-2, N: 1-0)
LIU (2009).....	3-1 (H: 3-1)
Longwood (1982-2025).....	22-7 (H: 13-2, A: 9-5)
Louisville (1992-95).....	9-5 (H: 5-1, A: 4-3, N: 0-1)
LSU (1997-2001).....	1-5 (A: 1-5)
Lynchburg (1969-80).....	2-8-2 (H: 2-4-1, A: 0-4-1)

M

Maine (1972).....	0-1 (H: 0-1)
Manhattan (2008-18).....	3-3 (H: 3-3)
Mansfield State (1973-77).....	0-4 (H: 0-4)
Marist (2002-19).....	6-2 (H: 6-2)
Marshall (1997).....	0-1 (H: 0-1)
Mary Washington (1988-90).....	2-0 (H: 1-0, A: 1-0)
Maryland (1980-2024).....	29-25 (H: 17-8, A: 12-16, N: 0-1)
UMass (1979-2025).....	18-5 (H: 8-3, A: 10-2)
Merrimack (2004).....	2-1 (H: 2-1)
Miami (Fla.) (2005-15).....	0-3 (A: 0-2, N: 0-1)
Michigan State (2024).....	1-0 (N: 1-0)
Middle Tennessee (2023).....	0-1 (N: 0-1)
Minnesota (2015).....	1-0 (H: 1-0)
Mississippi State (2021).....	0-1 (A: 0-1)
Monmouth (2001-22).....	10-9 (H: 10-9)

N

Navy (1979).....	0-1 (A: 0-1)
New Hampshire (1993).....	1-0 (H: 1-0)
New York Tech (1996).....	3-0 (H: 3-0)
Newport News App. (1969-78).....	21-11 (H: 11-5, A: 10-6)
Nichols College (1986-88).....	3-0 (H: 3-0)
NJIT (2023).....	3-0 (H: 3-0)
Norfolk State (1972-2023).....	24-3 (H: 16-2, A: 7-1, N: 1-0)
North Carolina (1984-2025).....	7-27 (H: 1-1, A: 6-25, N: 0-1)
NC A&T (1998-2025).....	5-0 (H: 1-0, A: 3-0, N: 1-0)
NC State (1983-2024).....	8-20 (H: 1-5, A: 7-13, N: 0-2)
N.C. Wesleyan (1971-78).....	4-0 (H: 3-0, A: 1-0)
Northeastern (2006-12).....	14-7 (H: 7-4, A: 6-3, N: 1-0)
Northwestern (2006).....	1-1 (H: 1-1)

O

Oakland (2017).....	3-0 (H: 3-0)
Ohio (1984-86).....	2-1 (H: 2-1)
Old Dominion (1969-2025).....	66-105 (H: 27-50, A: 32-50, N: 17-5)
Ole Miss (2022).....	0-2 (A: 0-2)
Oregon State (2015).....	1-0 (N: 1-0)
Oswego State (1969-86).....	3-0 (H: 3-0)

P

Pace (1991-2001).....	4-0 (H: 4-0)
Penn (2015).....	2-0 (H: 2-0)
Penn State (2025).....	0-1 (H: 0-1)
Pepperdine (1999-2012).....	0-3 (A: 0-2, N: 0-1)
Pitt (1981-15).....	3-2 (H: 0-1, N: 3-1)
Point Park (1983).....	3-0 (H: 3-0)
Presbyterian (2011-16).....	4-2 (A: 4-2)
Princeton (2000-25).....	12-5 (H: 12-5)
Providence (1976-88).....	7-5 (H: 7-5)

Q

Quinnipiac (2003-22).....	7-0 (H: 7-0)
---------------------------	--------------

R

Radford (1989-2014).....	25-6 (H: 13-3, A: 11-3, N: 1-0)
Randolph-Macon (1969-2010).....	12-12 (H: 9-4, A: 3-8)
Rhode Island (1979-2025).....	10-12 (H: 4-4, A: 3-6, N: 3-2)
Rhode Island College (1984-89).....	2-0 (H: 2-0)
Richmond (1979-2025).....	64-51 (H: 29-23, A: 29-26, N: 6-2)
Rider (1991-2022).....	3-1 (H: 3-0, N: 0-1)
Rutgers (1990-2022).....	8-9 (H: 8-9)

S

Sacred Heart (2005-24).....	6-4 (H: 6-4)
St. Bonaventure (2014-25).....	14-7 (H: 8-1, A: 6-6)
St. John's (1978-2010).....	5-8 (H: 4-6, N: 1-2)
Saint Joseph's College (1986-91).....	6-2 (H: 6-2)
Saint Joseph's (1998-2025).....	39-9 (H: 31-5, A: 6-3, N: 2-1)
St. Lawrence (1976).....	0-1 (H: 0-1)
Saint Louis (2013-25).....	15-10 (H: 7-2, A: 7-8, N: 1-0)
Saint Paul's (1979).....	1-0 (H: 1-0)
Saint Peter's (2000).....	3-0 (H: 3-0)
San Diego Univ. (2007).....	1-3 (A: 1-3)
Scranton (1989).....	1-0 (H: 1-0)
Seton Hall (1994-2009).....	1-5 (H: 1-5)
Shippensburg (1979-91).....	7-2 (H: 7-2)
Siena (1973-99).....	3-0 (H: 2-0, N: 1-0)
South Alabama (1989-98).....	0-4 (N: 0-4)
South Carolina (2001-02).....	0-3 (A: 0-1, N: 0-2)
South Dakota State (2016).....	1-0 (N: 1-0)
South Florida (1986-2023).....	10-8 (H: 5-1, A: 4-6, N: 1-1)
Southeastern Massachusetts (1979-85).....	2-1 (H: 2-1)
Southern Connecticut State (1969-76).....	2-3 (H: 2-3)
Southern Maine (1987).....	1-0 (H: 1-0)
Southern Miss (1994-95).....	4-9 (H: 3-3, A: 1-5, N: 0-1)
Southwest Texas State (1995).....	0-2 (A: 0-2)
Southwestern Louisiana (1992).....	1-0 (N: 1-0)

T

Temple (2012-14).....	5-2 (H: 5-2)
Tennessee (2001).....	0-1 (N: 0-1)
Texas (1992-2008).....	1-8 (A: 1-8)
The Citadel (1984).....	5-1 (A: 4-1, N: 1-0)
Toledo (2025).....	0-1 (H: 0-1)
Towson (1970-2021).....	32-22 (H: 19-13, A: 10-8, N: 3-1)
Trenton State (1984).....	1-0 (H: 1-0)
Tulane (1992-95).....	6-6 (H: 4-0, A: 2-5, N: 0-1)

U

UAB (1981-82).....	1-5 (H: 0-2, A: 1-3)
UCF (2009-19).....	3-4 (A: 3-4)
UMBC (1982-2007).....	5-2 (H: 3-2, A: 2-0)
UNC Asheville (2013).....	1-0 (N: 1-0)
UNC Greensboro (1997).....	0-2 (H: 0-1, A: 0-1)
UNCW (1971-2021).....	34-54 (H: 12-14, A: 19-38, N: 3-2)
USC (Calif.) (1998-99).....	1-1 (A: 0-1, N: 1-0)
USC Upstate (2019).....	2-0 (A: 2-0)
UTSA (1995).....	0-1 (A: 0-1)

V

Vermont (1981-88).....	1-3 (H: 1-3)
Virginia (1979-2025).....	24-52 (H: 15-19, A: 8-33, N: 1-0)
VMI (1973-2023).....	47-10 (H: 26-6, A: 21-4)
Virginia State (1977-2010).....	20-5 (H: 14-3, A: 6-2)
Virginia Tech (1978-2025).....	30-44 (H: 16-18, A: 14-26)
Virginia Wesleyan (1980-91).....	9-3 (H: 5-0, A: 3-3, N: 1-0)

W

Wagner (2003-20).....	12-1 (H: 12-0, N: 0-1)
Wake Forest (1982-2024).....	6-8 (H: 4-1, A: 1-7, N: 1-0)
West Virginia (2018-23).....	3-1 (H: 1-1, N: 2-0)
Western Carolina (1997-24).....	4-2 (N: 4-2)
Western Kentucky (1988-2010).....	1-6 (H: 0-3, A: 1-3)
Western Maryland (1969-71).....	3-1 (H: 3-1)
Western Michigan (2024).....	1-0 (N: 1-0)
Westfield State (1975).....	0-4 (H: 0-4)
William & Mary (1969-2025).....	60-45-1 (H: 31-17, A: 25-25-1, N: 4-3)
William Paterson (N.J.) (1972-73).....	2-2 (H: 2-2)
Wilmington Col. (1973-76).....	4-4 (H: 2-2, A: 2-2)
Wofford (2000-19).....	3-0 (A: 3-0)

X

Xavier (2024).....	1-2 (A: 1-2)
--------------------	--------------

Y

Yale (1987-88).....	1-2 (H: 1-2)
---------------------	--------------

ALBANY

Overall: 3-0 (2003)
H: 3-0

Year	Date	Rank	Site	W/L	Score
2003	3/2 (1)		H2	W	16-1
2003	3/2 (2)		H2	W	5-0
2003	3/7		H2	W	9-4

APP STATE

Overall: 1-0 (1997)
N: 1-0

Year	Date	O-Rank	Site	W/L	Score
1997	2/7	N14		W	9-8 (10)

ATLANTIC CHRISTIAN

Overall: 6-2 (1986-90)
H: 3-1, A: 3-1

Year	Date	Rank	Site	W/L	Score
1986	2/28		A	W	6-4
1986	3/10		H2	L	2-4
1987	3/6		A	W	9-8
1987	3/13		A	L	8-11
1988	3/2		A	W	8-2
1988	3/15		H2	W	5-2
1989	3/10		H2	W	8-3
1990	3/17		H2	W	7-4 (6)

AUBURN

Overall: 2-23 (1996-2005)
A: 2-23

Year	Date	Rank	Site	W/L	Score
1996	2/9		A	L	1-10
1996	2/10		A	L	3-7
1996	2/11		A	L	2-9
1998	2/13		A	L	3-12
1998	2/14		A	L	1-4
1998	2/15		A	L	4-13
1999	3/9	#3	A	L	2-7
1999	3/10	#3	A	L	4-12
2000	2/25		A	L	6-7
2000	2/26		A	L	6-11
2000	2/27		A	W	7-3
2000	2/23		A	L	2-6
2001	2/24		A	L	4-5
2002	2/8		A	L	3-11
2002	2/9		A	L	4-9
2002	2/10		A	L	2-8
2003	2/7	#21	A	L	4-5
2003	2/8	#21	A	W	5-2
2003	2/9	#21	A	L	0-5
2004	3/5		A	L	3-9
2004	3/6		A	L	0-7
2004	3/7		A	L	3-4
2005	2/18		A	L	3-4
2005	2/19		A	L	0-11
2005	2/20		A	L	4-6

BETHUNE-COOKMAN

Overall: 0-2 (2010)
A: 0-2

Year	Date	Rank	Site	W/L	Score
2010	3/13		A	L	11-12
2010	3/14		A	L	1-8

BINGHAMTON

Overall: 6-0 (2012-18)
H: 6-0

Year	Date	Rank	Site	W/L	Score
2012	2/24		H2	W	5-1
2012	2/25		H2	W	5-1
2012	2/26		H2	W	12-3
2018	3/9		H2	W	3-1
2018	3/10 (1)		H2	W	2-1
2018	3/10 (2)		H2	W	18-3

BOSTON COLLEGE

Overall: 2-1 (2013-25)
H: 1-1, N: 1-0

Year	Date	Rank	Site	W/L	Score
2013	2/15		N27	W	4-1
2024	3/3		H2	W	10-1
2025	3/2		H2	L	3-4

BRANDEIS

Overall: 0-1 (1983)
H: 0-1

Year	Date	Rank	Site	W/L	Score
1983	3/25		H4	L	5-8

BRIDGEWATER

Overall: 4-1 (1969-77)
H: 2-0, A: 2-1

Year	Date	Rank	Site	W/L	Score
1969	4/9 (1)		H3	W	6-0
1969	4/9 (2)		H3	W	2-1
1970	4/8 (1)		A	W	4-3
1970	4/8 (2)		A	W	4-0
1977	4/26		A	L	0-9

BROWN

Overall: 3-0 (1990-99)
H: 3-0

Year	Date	Rank	Site	W/L	Score
1990	3/27		H2	W	15-3
1999	3/13 (1)		H2	W	7-3
1999	3/13 (2)		H2	W	6-2

BUCKNELL

Overall: 0-5 (2008-15)
H: 0-2, N: 0-3

Year	Date	Rank	Site	W/L	Score
2008	3/1 (1)		H2	L	3-12
2008	3/1 (2)		H2	L	7-10
2015	2/21 (1)		N31	L	1-5
2015	2/21 (2)		N31	L	4-6
2015	2/22		N31	L	2-3

BUFFALO

Overall: 1-0 (2014)
H: 1-0

Year	Date	Rank	Site	W/L	Score
2014	3/15		H2	W	1-0

BUTLER

Overall: 0-3 (2013)
Conf: 0-3, H: 0-3

Year	Date	Rank	Site	W/L	Score
2013	3/22*		H2	L	4-6
2013	3/23* (1)		H2	L	3-4
2013	3/23* (2)		H2	L	4-7

C.W. POST COLLEGE

Overall: 1-1 (1970)
H: 1-1

Year	Date	Rank	Site	W/L	Score
1970	3/24		H	W	6-0
1970	3/25		H	L	1-2

CALIFORNIA

Overall: 2-0 (2001)
Post: 2-0, N: 2-0

Year	Date	Rank	Site	W/L	Score
2001	5/25%		N20	W	9-7
2001	5/26%		N20	W	11-2

CALIFORNIA STATE COL. (PA.)

Overall: 1-0 (1980)
H: 1-0

Year	Date	Rank	Site	W/L	Score
1980	4/2		H5	W	12-3

CAMPBELL

Overall: 6-3 (1971-2021)
Post: 1-1, H: 2-1, A: 2-1, N: 2-1

Year	Date	Rank	Site	W/L	Score
1971	5/1 (1)		A	L	6-7
1971	5/1 (2)		A	W	7-3
1972	4/3 (1)		H3	W	3-2
1972	4/3 (2)		H3	L	3-4
1992	3/31		H2	W	15-4
1993	2/19		A	W	8-6
2019	2/16		N37	W	8-7
2021	6/4%		N39	W	19-4
2021	6/6%		N39	L	10-19

CANISUS

Overall: 1-0 (2009)
H: 1-0

Year	Date	Rank	Site	W/L	Score
2009	3/17		H2	W	12-2

CATHOLIC

Overall: 3-5 (1979-81)
Conf: 1-0, H: 2-1, A: 1-4

Year	Date	Rank	Site	W/L	Score
1979	4/16*		A	W	7-6 (13)
1980	4/5 (1)		H4	L	3-5
1980	4/5 (2)		H4	W	6-3
1980	4/22 (1)		A	L	0-6
1980	4/22 (2)		A	L	4-8
1981	3/28		H4	W	6-1
1981	4/20 (1)		A	L	5-6
1981	4/20 (2)		A	L	0-4

CENTRAL CONNECTICUT STATE

Overall: 2-0 (1985-2024)
H: 2-0

Year	Date	Rank	Site	W/L	Score
1985	3/19		H13	W	6-1
2024	3/2		H2	W	10-0 (8)

CENTRAL MICHIGAN

Overall: 1-0 (2021)
H: 1-0

Year	Date	Rank	Site	W/L	Score
2021	3/6		H2	W	12-11

COLLEGE OF CHARLESTON

Overall: 5-5 (2000-25)
A: 5-5

Year	Date	Rank	Site	W/L	Score
2000	2/4		A	W	6-5
2000	2/5		A	L	3-5
2000	2/6		A	W	17-8
2016	3/18	#23	A	W	2-1
2016	3/19	#23	A	W	4-3
2016	3/20	#23	A	L	4-7
2020	3/10		A	L	3-8
2025	2/14		A	L	0-10 (7)
2025	2/15 (1)		A	L	2-12 (7)
2025	2/15 (2)		A	W	10-9

CHARLESTON SOUTHERN

Overall: 6-3 (1999-2017)
A: 6-3

Year	Date	Rank	Site	W/L	Score
1999	2/5		A	W	10-1
1999	2/6 (1)		A	W	13-1
1999	2/6 (2)		A	W	5-2
2010	2/19		A	W	7-5
2010	2/20		A	W	9-5
2010	2/21		A	L	2-5
2017	2/24		A	W	13-4
2017	2/25		A	L	9-11
2017	2/26		A	L	2-4

CHARLOTTE

Overall: 36-53-1 (1980-2020)
Conf: 26-47, Post: 4-4

Year	Date	Rank	Site	W/L	Score
1980	3/15 (1)		A	W	6-1
1980	3/15 (2)		A	W	15-3
1980	5/10*		N2	W	6-5
1981	3/13* (1)		A	L	3-4
1981	3/13* (2)		A	L	0-6
1981	4/18* (1)		H4	W	2-0
1981	4/18* (2)		H4	L	7-8
1982	3/12* (1)		A	L	3-4
1982	3/12* (2)		A	L	0-10
1982	4/7* (1)		H4	L	7-19
1982	4/7* (2)		H4	W	9-3
1983	4/17* (1)		H4	L	3-4
1983	4/17* (2)		H4	L	2-10
1983	4/18*		H4	L	7-10
1983	4/30* (1)		A	L	1-10
1983	4/30* (2)		A	L	5-9
1983	5/1*		A	L	8-9
1984	4/14*		A	W	4-2
1984	4/15* (1)		A	W	2-0
1984	4/15* (2)		A	L	4-15
1984	4/28* (1				

CINCINNATI

Overall: 1-1 (2003)
H: 1-1

Year	Date	Rank	Site	W/L	Score
2003	3/25		H2	W	9-6
2003	3/26		H2	L	1-4

CLEMSON

Overall: 0-2 (2025)
A: 0-2

Year	Date	Rank	Site	W/L	Score
2025	2/21	#14	A	L	2-6
2025	2/22	#14	A	L	3-4

CLEVELAND STATE

Overall: 3-0 (2010)
H: 3-0

Year	Date	Rank	Site	W/L	Score
2010	3/5		H2	W	6-5
2010	3/6		H2	W	10-7
2010	3/7		H2	W	13-1

COAST GUARD

Overall: 1-2 (1977-79)
H: 1-2

Year	Date	Rank	Site	W/L	Score
1977	3/14 (1)		H3	L	7-9 (8)
1977	3/14 (2)		H3	L	3-6
1979	3/12		H5	W	3-0

COASTAL CAROLINA

Overall: 1-5 (2002-23)
Post: 0-1, A: 1-3, N: 0-2

Year	Date	Rank	Site	W/L	Score
2002	2/23		N21	L	2-3
2006	2/24		N21	L	3-4 (10)
2007	6/1%	#10	A	L	1-7
2018	2/25		A	L	5-15
2019	2/15	#21	A	L	8-10
2023	2/19		A	W	4-2

UCONN

Overall: 1-0 (1989)
H: 1-0

Year	Date	Rank	Site	W/L	Score
1989	3/11		H2	W	4-0

COPPIN STATE

Overall: 4-0 (1993-94)
H: 4-0

Year	Date	Rank	Site	W/L	Score
1993	4/23		H2	W	13-1
1994	2/26 (1)		H2	W	15-4
1994	2/26 (2)		H2	W	6-4
1994	2/27		H2	W	22-2 (7)

CORNELL

Overall: 7-0 (1994-2023)
H: 7-0

Year	Date	Rank	Site	W/L	Score
1994	3/23		H2	W	7-2
2019	3/1		H2	W	6-1
2019	3/2 (1)		H2	W	2-0
2019	3/2 (2)		H2	W	9-3
2023	3/10		H2	W	14-9
2023	3/11		H2	W	10-5
2023	3/12		H2	W	9-3

CREIGHTON

Overall: 1-0 (1992)
Post: 1-0, N: 1-0

Year	Date	Rank	Site	W/L	Score
1992	5/24%	#21	N9	W	5-4 (11)

DALLAS BAPTIST

Overall: 2-1 (2015)
Post: 2-1, A: 2-1

Year	Date	Rank	Site	W/L	Score
2015	5/29%	#14	A	W	7-2
2015	6/1% (1)	#14	A	L	1-2
2015	6/1% (2)	#14	A	W	3-1

DAVIDSON

Overall: 22-17 (1980-2025)
Conf: 14-12, Post: 3-3
H: 12-4, A: 8-10, N: 2-3

Year	Date	Rank	Site	W/L	Score
1980	3/14		A	W	9-7
1981	3/12		A	W	7-2
1996	2/16		A	W	5-2
1996	2/18		A	W	12-2
1997	2/15 (1)		A	L	3-4
1997	2/15 (2)		A	W	16-2
1997	2/16		A	L	6-17
2015	5/20^A		N34	W	11-0
2016	5/21*		A	L	5-11
2016	5/26^A		N36	L	3-7
2017	4/14*		H2	L	4-5
2017	4/15*		H2	W	14-0
2017	4/16*		H2	W	11-4
2017	5/26^A		N29	W	7-3
2017	5/27^A (1)		N29	L	4-8
2017	5/27^A (2)		N29	L	4-11
2018	4/27*		A	L	9-10
2018	4/28*		A	W	14-1
2018	4/29*		A	L	9-13
2019	3/29*		H2	L	2-3
2019	3/30*		H2	W	7-3
2019	3/31*		H2	W	13-1
2021	4/16*		H2	W	14-3
2021	4/17* (1)		H2	W	9-8
2021	4/17* (2)		H2	W	5-1
2021	4/18*		H2	W	3-1
2022	4/8*		H2	W	7-6
2022	4/9*		H2	L	2-7
2022	4/10*		H2	L	2-7
2022	5/27^A		A	W	14-6
2023	5/4*		A	L	5-13
2023	5/5*		A	W	9-4
2023	5/6*		A	L	10-14
2024	4/5*		H2	W	10-8
2024	4/6*		H2	W	7-4
2024	4/7*		H2	W	6-1
2025	3/21*		A	L	4-17
2025	3/22*		A	L	11-19
2025	3/23*		A	L	9-13

DAYTON

Overall: 15-7 (2013-24)

Conf: 13-7, Post: 2-0, H: 6-3, A: 8-4, N: 1-0

Year	Date	Rank	Site	W/L	Score
2013	4/19*		A	W	10-2
2013	4/20*		A	W	8-1
2013	4/21*		A	L	1-4
2015	4/4* (1)		A	W	5-2
2015	4/4* (2)		A	L	2-5
2015	4/5*		A	W	6-0
2016	4/1*		H2	W	9-2
2016	4/2*		H2	L	3-8
2016	4/3*		H2	W	5-3
2017	5/6* (1)		A	L	2-4
2017	5/6* (2)		A	W	9-1
2017	5/7*		A	L	6-7
2018	4/6* (1)		H2	W	9-4
2018	4/6* (2)		H2	W	10-1
2018	4/8*		H2	L	1-6
2021	5/29^A		H2	W	7-6
2022	4/29*		A	W	7-0
2022	4/30*		A	W	6-4
2022	5/1*		A	W	9-8
2024	4/19*		H2	L	1-5
2024	4/20*		H2	W	8-3
2024	5/22^A		N42	W	11-3

DELAWARE

Overall: 16-23 (1975-2012)
Conf: 11-17, Post: 3-0
H: 5-14, A: 8-7, N: 3-0

Year	Date	Rank	Site	W/L	Score
1975	4/1 (1)		H3	L	0-8
1975	4/1 (2)		H3	W	5-4 (8)
1975	4/2		H3	L	3-5
1976	4/26 (1)		A	L	0-4
1976	4/26 (2)		A	L	1-14
1977	3/19 (1)		H3	L	4-5
1977	3/19 (2)		H3	L	0-2 (9)
1986	4/2		H2	W	10-4
2002	4/26*		H2	L	4-6
2002	4/27*		H2	L	5-6
2002	4/28*		H2	L	8-13
2002	5/23^A		N19	W	2-0
2003	4/25*		A	W	8-2

2003	4/27* (1)		A	W	5-4
2003	4/27* (2)		A	W	5-2
2004	5/21*		A	W	4-2
2004	5/22*		A	L	2-16
2004	5/23*		A	L	5-15
2005	5/19*		H6	W	4-3
2005	5/20*		H6	L	3-7
2005	5/21*		H6	L	7-8
2006	5/18*		A	W	9-4
2006	5/19*		A	W	8-7
2006	5/20*		A	W	11-7
2007	5/11*		H2	W	6-5
2007	5/12*		H2	L	1-3
2007	5/13*		H2	L	1-2
2007	5/24^A		N17	W	10-6
2007	5/26^A		N17	W	10-4 (13)
2008	5/15*		H2	L	2-5
2009	5/14*		A	L	1-6
2009	5/15*		A	L	4-9
2009	5/16*		A	L	4-13
2011	4/29*		H2	L	3-6
2011	4/30*		H2	L	4-6
2011	5/1*		H2	W	9-1
2012	4/13*		A	L	1-10
2012	4/14*		A	W	11-4
2012	4/15*		A	L	2-6

DREXEL

Overall: 11-1 (1996-2003)
Conf: 5-0, H: 9-1, A: 2-0

Year	Date	Rank	Site	W/L	Score
1996	3/4		H2	W	9-2
1997	2/21		H2	W	13-2
1997	2/22		H2	L	5-13
1997	2/23		H2	W	15-4
1999	2/26		H2	W	9-1
1999	2/27 (1)		H2	W	11-2
1999	2/27 (2)		H2	W	15-0
2002	3/29*		H2	W	8-4
2002	3/30*		H2	W	12-5
2002	3/31*		H2	W	5-0
2003	3/28*		A	W	6-0
2003	3/29*		A	W	3-2 (6)

DUKE

Overall: 7-8 (1978-2019)
H: 1-5, A: 6-3

Year	Date	Rank	Site	W/L	Score
1978	4/5 (1)		H4	L	0-5
1978	4/5 (2)		H4	L	6-9 (9)
1979	3/23 (1)		H5	L	8-11
1979	3/23 (2)		H5	L	2-9
1986	3/12		A	L	0-9
1987	3/2		A	W	8-7
1987	3/11		A	W	6-3
1988	3/23		H2	W	11-5
1991	2/26		A	W	11-8
1996	3/1		A	L	3-9
1997	5/11		H2	L	1-10
1999	2/17		A	W	6-4
2000	3/28		A	W	6-4
2019	5/5 (1)		A	L	1-2
2019	5/5 (2)		A	W	5-3

EAST CAROLINA

Overall: 32-38 (1977-2025)
Conf: 12-5, Post: 2-4
H: 11-13, A: 19-22, N: 2-3

Year	Date	Rank	Site	W/L	Score
1971	5/8		H4	L	5-6
1977	3/8		A	L	0-6
1978	4/7		H4	L	10-15
1979	4/19		A	L	2-10
1983	3/2		A	L	1-2
1983	3/10 (1)		A	L	6-8
1983	3/10 (2)		A	L	2-3
1983	3/11		A	L	0-10
1984	4/12		H10	L	1-11
1984	4/19		A	W	6-2
1985	3/7		A	L	4-5 (10)
1986	3/11		A	L	8-9
1986	3/31		H2	W	5-4 (10)
1987	3/14		A	W	2-1 (12)
1987	4/18		H2	W	11-5
1988	3/11		A	W	5-4 (11)
1989	4/21		A	W	14-7
1989	4/22		A	L	4-7
1990	3/13		A	L	3-4
1990	4/24		H2	L	3-8
1991	3/5		H2	W	

2021	2/27 (1)	A	L	6-7
2021	2/27 (2)	A	W	4-3
2021	2/28	A	L	7-8
2021	3/30	A	W	6-3

EVANSVILLE

Overall: 0-1 (2024)
Post: 0-1, N: 0-1

Year	Date	Rank	Site	W/L	Score
2024	6/1%		N43	L	11-17

FAIRFIELD

Overall: 12-4 (1987-2023)
H: 11-4, N: 1-0

Year	Date	Rank	Site	W/L	Score
1987	3/15		H7	W	3-0
1988	3/13		H2	W	5-0
1998	3/17 (1)		H2	L	1-6 (8)
1998	3/17 (2)		H2	W	8-7
2005	3/6 (1)		H6	W	7-5
2005	3/6 (2)		H6	W	19-2
2010	2/26		H2	L	5-7 (10)
2010	2/27 (1)		H2	W	7-6
2010	2/27 (2)		H2	W	3-2
2010	2/28		H2	L	4-6
2017	3/3		H2	W	4-3
2017	3/4		H2	W	5-4 (13)
2017	3/5		H2	W	2-1
2023	2/18		N37	W	10-3
2023	3/5 (1)		H2	W	9-3 (7)
2023	3/5 (2)		H2	L	2-5 (7)

FDU

Overall: 18-1 (1995-2004)
H: 18-1

Year	Date	Rank	Site	W/L	Score
1995	3/18 (1)		H2	W	4-3
1995	3/18 (2)		H2	L	3-4 (8)
1995	3/19		H2	W	9-8
1996	3/16 (1)		H2	W	12-7
1996	3/16 (2)		H2	W	5-1
1999	3/6 (1)		H2	W	8-3
1999	3/6 (2)		H2	W	5-2
1999	3/7		H2	W	10-3
2000	3/4 (1)		H2	W	16-8
2000	3/4 (2)		H2	W	9-3
2000	3/5		H2	W	9-2
2001	3/3 (1)		H2	W	7-5
2001	3/3 (2)		H2	W	6-5
2002	3/9 (1)		H2	W	24-6
2002	3/9 (2)		H2	W	12-8
2002	3/10		H2	W	8-3
2004	2/28 (1)		H2	W	6-5 (9)
2004	2/28 (2)		H2	W	9-0
2004	2/29		H2	W	29-2

FEDERAL CITY

Overall: 1-1 (1976)
H: 1-0, A: 0-1

Year	Date	Rank	Site	W/L	Score
1976	4/15		H3	W	21-5
1976	4/20		A	L	2-3

FLORIDA ATLANTIC

Overall: 1-3 (2005-06)
Post: 0-1, A: 1-2, N: 0-1

Year	Date	Rank	Site	W/L	Score
2005	6/4%		N6	L	1-3
2006	4/7		A	W	3-1
2006	4/8		A	L	4-7
2006	4/9		A	L	0-3 (6)

FLORIDA STATE

Overall: 1-2 (2017)
A: 1-2

Year	Date	Rank	Site	W/L	Score
2017	2/17	#5	A	W	3-0
2017	2/18	#5	A	L	3-12
2017	2/19	#5	A	L	3-11

FORDHAM

Overall: 24-9 (2005-25)
Conf: 17-4, Post: 0-2, H: 17-5, A: 7-2, N: 0-2

Year	Date	Rank	Site	W/L	Score
2005	3/15		H6	L	9-11
2007	2/23		H2	W	1-0
2007	2/24 (1)		H2	W	7-6

2007	2/24 (2)		H2	W	4-3
2009	3/7		H2	W	5-2
2009	3/8 (1)		H2	W	11-9
2009	3/8 (2)		H2	W	5-3
2025	2/18		H2	W	6-3
2011	2/19		H2	L	4-6
2011	2/20		H2	L	1-3
2014	5/15* (1)		A	L	3-6
2014	5/15* (2)		A	L	6-12
2014	5/17*		A	W	5-2
2015	5/7*		H2	W	7-2
2015	5/8*		H2	W	2-1
2015	5/9*		H2	W	3-2
2017	4/21*		A	W	3-2
2017	4/22*		A	W	3-0
2017	4/23*		A	W	4-3 (10)
2018	5/23*		N34	L	2-3
2019	4/12*		H2	W	3-0
2019	4/13*		H2	L	1-11
2019	4/14*		H2	W	8-3
2019	5/22*		N36	L	1-2
2022	5/19*		H2	W	17-1
2022	5/20*		H2	W	4-2
2022	5/21*		H2	W	12-5
2024	5/10*		A	W	4-0
2024	5/11*		A	W	4-3
2024	5/12*		A	W	8-3
2025	4/25*		H2	W	8-5
2025	4/26*		H2	L	1-11
2025	4/27*		H2	W	9-0

FRANCIS MARION

Overall: 0-1 (1977)
A: 0-1

Year	Date	Rank	Site	W/L	Score
1977	3/11		A	L	4-16

FROSTBURG STATE

Overall: 3-2-1 (1970-80)
H: 3-2-1

Year	Date	Rank	Site	W/L	Score
1970	3/28 (1)		H	W	6-4
1970	3/28 (2)		H	W	4-0
1976	3/13 (1)		H3	L	7-8
1976	3/13 (2)		H3	T	10-10
1978	3/22		H3	L	2-3
1980	4/1		H5	W	10-0

FURMAN

Overall: 3-0 (2014)
A: 3-0

Year	Date	Rank	Site	W/L	Score
2014	2/21		A	W	14-9
2014	2/22		A	W	8-7
2014	2/23		A	W	3-2 (10)

GEORGE MASON

Overall: 67-56 (1974-2025)
Conf: 47-28, Post: 7-4
H: 37-23, A: 23-29, N: 7-4

Year	Date	Rank	Site	W/L	Score
1974	4/7 (1)		H3	W	4-2
1974	4/7 (2)		H3	W	5-0
1975	4/12 (1)		A	L	2-6
1975	4/12 (2)		A	L	1-4
1976	3/27 (1)		H3	L	4-15
1976	3/27 (2)		H3	L	1-8
1977	3/31 (1)		A	L	0-11
1977	3/31 (2)		A	L	3-9
1978	4/2 (1)		H3	L	2-4
1978	4/2 (2)		H3	L	3-7
1980	4/8 (1)		A	W	5-2
1980	4/8 (2)		A	L	9-14
1981	3/26		A	L	7-8
1982	3/28		H4	W	17-7
1982	4/30		A	L	3-8
1984	4/7		A	W	4-1
1985	3/10 (1)		H12	L	0-3
1985	3/10 (2)		H12	W	14-11
1986	3/8		H2	L	1-2
1986	4/8		A	L	7-10
1987	3/3		A	L	7-11
1987	4/6		H2	W	7-4
1988	2/28		H2	L	2-10
1988	4/14		A	W	9-2
1989	4/24		A	L	0-2
1990	3/4		H2	W	2-1
1990	4/11		A	L	4-5
1991	4/10		A	L	3-5

1991	4/25		H2	L	2-6
1992	2/29		H2	W	4-1
1992	4/11		A	L	3-4
1993	4/27 (1)		H2	W	7-2
1993	4/27 (2)		H2	L	2-3
1993	5/2		A	L	1-4
1994	4/27		A	W	8-4
1995	3/29		A	L	4-6
1996	5/4* (1)		H2	W	2-1
1996	5/4* (2)		H2	W	4-3
1996	5/5*		H2	W	19-9
1997	3/15* (1)		H2	W	6-2
1997	3/15* (2)		H2	L	0-3
1997	3/16*		H2	W	10-2
1997	5/14*		N13	W	15-8
1998	5/2* (1)		A	W	11-0
1998	5/2* (2)		A	L	2-5
1998	5/3*		A	W	7-3
1999	4/2*		H2	W	10-7
1999	4/3*		H2	W	12-6
1999	4/4*		H2	W	6-5 (10)
1999	5/21*		N13	L	0-8
2000	3/31*		A	L	7-8
2000	4/1*		A	L	3-4
2000	4/2*		A	W	2-1
2001	3/30*		H2	W	7-1
2001	3/31*		H2	W	9-0
2002	5/3*		A	W	8-4
2002	5/4*		A	L	4-6
2002	5/5*		A	L	0-4
2002	5/24*		N19	W	13-10
2003	5/4* (1)		H2	W	9-1
2003	5/4* (2)		H2	W	3-0
2003	5/5*		H2	W	3-1
2003	5/21*		N19	W	6-4
2003	5/25*		N19	W	3-0
2004	4/23*		A	W	7-1
2004	4/24*		A	L	0-10
2004	4/25*		A	L	1-5
2004	5/28*		N17	L	3-11
2005	4/22*		H6	W	9-8
2005	4/23*		H6	L	6-21
2005	4/24*		H6	W	18-8
2005	5/26*		N17	W	8-3
2005	5/27*		N17	W	5-3
2006	4/21*		A	L	3-4 (10)
2006	4/23* (1)		A	W	4-3
2006	4/23* (2)		A	W	9-4
2007	3/30*		H2	W	4-3
2007	3/31*		H2	W	10-9
2007	4/1*		H2	L	5-8
2008	3/9* (1)		A	L	4-5
2008	3/9* (2)		A	L	2-6
2009	4/17*	#25	H2	W	4-3
2009	4/18*	#25	H2	L	2-8
2009	4/19*	#25	H2	L	2-9
2010	5/14*		A	W	8-0
2010	5/15*		A	W	12-9
2010	5/16*		A	W	10-6
2011	4/9* (1)		A	W	3-2 (11)
2011	4/9* (2)		A	L	4-5
2011	4/10*		A	W	15-10
2012	4/6*		H2	L	4-7
2012	4/7*		H2	L	0-2
2012	4/8*		H2	L	2-4
2012	5/23*		N26	W	11-7
2013	3/5		H2	W	4-2
2014	3/28*		A	L	1-6
2014	5/23*		N29	L	0-3
2014	5/24*		N29	L	2-3 (10)
2015	4/10*		H2	L	1-8
2015	4/11*		H2	W	9-1
2015	4/12*		H2	L	6-7
2018	4/20*		H2	L	3-11
2018	4/21*		H2	W	6-4
2018	4/22*		H2	W	1-0 (12)
2019	5/16*		A	W	9-4
2019	5/17*		A	W	3-2
2019	5/18*		A	W	15-2
2021	4/30*		H2	W	9-2
2021	5/1* (1)		H2	W	3-1
2021	5/1* (2)		H2	W	8-1
2021	5/2*		H2	W	11-2
2022	4/1*		A	L	6-7
2022	4/2*		A	W	9-2
2022	4/3*		A	W	15-5
2023	4/14*		H2	W	5-0
2023	4/15*		H2	L	5-10
2023	4/16*		H2	W	11-3
2024	4/26*	</			

Year	Date	Rank	Site	W/L	Score
1981	3/9* (1)	A	L		7-10
1981	3/9* (2)	A	L		13-14
1981	3/10	A	L		3-12
1981	3/24* (1)	H4	L		1-2
1981	3/24* (2)	H4	W		13-2
1982	3/8	A	L		4-5
2006	3/31*	H2	W		10-2
2006	4/1*	H2	W		18-2
2006	4/2*	H2	W		8-2
2006	5/26*	N17	W		6-1
2007	4/13*	A	W	10-9 (10)	
2007	4/14*	A	W		7-5
2007	4/15*	A	L		11-12
2008	3/21*	H2	L		2-9
2008	3/22*	H2	L		2-5
2008	3/23*	H2	L		3-7
2009	5/1*	A	L		4-8
2009	5/2*	A	L		6-11
2009	5/3*	A	L		4-5
2010	4/23*	H2	L		3-7
2010	4/24*	H2	L		7-12
2010	4/25*	H2	T	14-14 (10)	
2010	5/27*	N17	W		7-4
2011	3/25* (1)	A	L		8-11
2011	3/25* (2)	A	W	10-6 (11)	
2011	3/27*	A	W		17-8
2012	5/4*	H2	W		4-3
2012	5/5*	H2	L		3-12
2012	5/6*	H2	W		6-4
2016	2/20	A	W		8-6

GEORGIA TECH

Overall: 1-5 (1980-2016)
Post: 0-1, A: 1-2, N: 0-3

Year	Date	Rank	Site	W/L	Score
1980	3/10	A	L		3-7
1988	5/25%	#22	N6	L	6-9
2002	2/24	#15	N21	L	2-8
2006	2/25	#3	N21	L	2-8 (6)
2014	2/16	A	W		5-3
2016	2/21	#21	A	L	1-9

HAMPDEN-SYDNEY

Overall: 6-9 (1969-79)
H: 2-5, A: 4-4

Year	Date	Rank	Site	W/L	Score
1969	4/23	A	L		5-6
1969	5/8	H3	W		10-3
1970	4/23	H	L		4-5
1970	5/7	A	L		4-5
1971	4/14	A	W		8-4
1971	4/17	H	W		9-3
1972	3/23	A	W		5-4
1972	4/29	H3	L		1-8
1973	4/3	H3	L		3-7
1973	4/30	A	W		4-3
1974	4/25 (1)	A	L		5-6
1974	4/25 (2)	A	W		5-0
1977	3/3	A	L	4-5 (11)	
1978	4/10	H3	L		3-4
1979	4/7	H5	L		4-9

HARTFORD

Overall: 6-0 (1988-2002)
H: 6-0

Year	Date	Rank	Site	W/L	Score
1988	3/22	H2	W		8-3
1990	3/23	H2	W		5-4
1993	3/19 (1)	H2	W		3-1
1993	3/19 (2)	H2	W		2-1
1993	3/20	H2	W	10-8 (7)	
2002	3/23	H2	W		6-5

HARVARD

Overall: 1-0 (1999)
Post: 1-0, N: 1-0

Year	Date	Rank	Site	W/L	Score
1999	5/29%	N18	W		3-2

HIGH POINT

Overall: 0-3 (1982-2011)
A: 0-3

Year	Date	Rank	Site	W/L	Score
1982	3/14 (1)	A	L		7-8
1982	3/14 (2)	A	L		1-11
2011	3/16	A	L		2-8

HOBART

Overall: 2-0 (1975)
H: 2-0

Year	Date	Rank	Site	W/L	Score
1975	4/4 (1)	H3	W		11-2
1975	4/4 (2)	H3	W		11-10

HOFSTRA

Overall: 27-8 (1994-2012)
Conf: 26-7, Post: 0-1
H: 14-2, A: 13-5, N: 0-1

Year	Date	Rank	Site	W/L	Score
1994	3/7	H2	W		10-3
2002	4/19*	A	W		12-6
2002	4/20*	A	W		7-1
2002	4/21*	A	W		4-2
2003	4/18*	H2	W		15-4
2003	4/19*	H2	W		7-4
2003	4/20*	H2	W		6-4
2004	3/26*	H2	W		5-4
2004	3/27*	H2	W		5-3
2004	3/28*	H2	W		10-2
2005	4/29*	A	W		11-10
2005	5/1* (1)	A	W		8-2
2005	5/1* (2)	A	W		12-1
2006	3/17*	H2	W		12-0
2006	3/18*	H2	W		8-3
2006	3/19*	H2	L	5-6 (10)	
2007	4/27*	A	L	2-3 (12)	
2007	4/28*	A	W		19-5
2007	4/29*	A	W		5-3
2008	5/10* (1)	A	W	3-2 (10)	
2008	5/10* (2)	A	W		6-1
2008	5/11*	A	L		7-8
2009	4/3*	H2	W		10-8
2009	4/4*	H2	W		8-2
2009	4/5*	H2	W		13-7
2010	4/16*	A	W		13-5
2010	4/17*	A	W		10-4
2010	4/18*	A	W		15-6
2011	5/12*	H2	W		6-5
2011	5/13*	H2	W		8-5
2011	5/14*	H2	L		4-9
2012	3/16*	A	L		4-7
2012	3/17*	A	L		4-13
2012	3/18*	A	L		5-12
2012	5/25*	N26	L		2-4

HOLY CROSS

Overall: 1-1 (2011)
H: 1-1

Year	Date	Rank	Site	W/L	Score
2011	3/11	H2	W		10-3
2011	3/12	H2	L		3-9

HOWARD

Overall: 16-1 (1982-2002)
H: 15-1, A: 1-0

Year	Date	Rank	Site	W/L	Score
1982	3/18	A	W		12-8
1982	4/10	H4	L		4-5
1990	3/12 (1)	H2	W		7-6
1990	3/12 (2)	H2	W		11-1
1991	3/12 (1)	H2	W		8-1
1991	3/12 (2)	H2	W		11-4
1992	3/18 (1)	H2	W		7-1
1992	3/18 (2)	H2	W		13-5
1993	3/3 (1)	H2	W		8-2
1993	3/3 (2)	H2	W		9-0
1994	3/15 (1)	H2	W		22-0
1994	3/15 (2)	H2	W		12-0
1995	3/1 (1)	H2	W		9-1
1995	3/1 (2)	H2	W		5-1
1997	4/15	H2	W		8-4
2002	2/18 (1)	H2	W		14-4
2002	2/18 (2)	H2	W		22-2

HUNTER COLLEGE

Overall: 3-3 (1973-75)
H: 3-3

Year	Date	Rank	Site	W/L	Score
1973	4/17 (1)	H3	W		3-0
1973	4/17 (2)	H3	L		4-5
1974	4/11 (1)	H3	W		6-0
1974	4/11 (2)	H3	W		6-3
1975	3/25 (1)	H3	L		4-7
1975	3/25 (2)	H3	L		4-8

ILLINOIS

Overall: 0-1 (2018)
N: 0-1

Year	Date	Rank	Site	W/L	Score
2018	2/25	N37	L		4-7

ILLINOIS STATE

Overall: 0-1 (2020)
N: 0-1

Year	Date	Rank	Site	W/L	Score
2020	3/6	N7	L		5-8

IONA

Overall: 4-0 (2007-18)
H: 4-0

Year	Date	Rank	Site	W/L	Score
2007	3/12	H2	W		7-2
2018	3/16	H2	W		3-0
2018	3/17	H2	W		2-1
2018	3/18	H2	W		5-4

JACKSONVILLE

Overall: 17-39 (1980-2020)
Conf: 14-35, Post: 1-1
H: 5-20, A: 11-18, N: 1-1

Year	Date	Rank	Site	W/L	Score
1980	5/9*	N2	L	4-5 (10)	
1983	3/19* (1)	A	L		10-14
1983	3/19* (2)	A	L		4-13
1983	3/20*	A	L		1-13
1983	4/25* (1)	H4	L		7-11
1983	4/25* (2)	H4	L		0-8
1983	4/26*	H4	L		3-14
1984	3/7* (1)	A	W	3-2 (8)	
1984	3/7* (2)	A	L		1-13
1984	4/8*	H8	L		0-4
1984	4/9* (1)	H8	L		0-3
1984	4/9* (2)	H8	L		2-3
1985	3/15* (1)	A	L		0-7
1985	3/15* (2)	A	L		3-14
1985	3/16*	A	W		12-3
1985	4/7* (1)	H8	L		4-13
1985	4/7* (2)	H8	L		8-12
1985	4/8*	H8	L		4-5
1986	3/16* (1)	A	L		3-8
1986	3/16* (2)	A	W	12-10	
1986	4/29*	H2	L		3-12
1986	4/30* (1)	H2	W		4-3
1986	4/30* (2)	H2	L		3-6
1987	3/8*	A	L		4-7
1987	3/9* (1)	A	W		5-1
1987	3/9* (2)	A	L		2-3
1987	4/17* (1)	H2	L		1-3
1987	4/17* (2)	H2	L		0-6
1988	3/19* (1)	A	L		4-13
1988	3/19* (2)	A	W		8-0
1988	4/10*	H2	W		2-1
1988	4/11* (1)	H2	L	3-4 (9)	
1988	4/11* (2)	H2	W		7-0
1988	5/21*	N5	W		7-1
1989	4/8* (1)	A	L		0-6
1989	4/8* (2)	A	W		6-5
1989	4/9*	A	W		10-0
1989	5/7* (1)	H2	L		0-2
1989	5/7* (2)	H2	W		9-5
1990	4/7* (1)	A	L		3-4
1990	4/7* (2)	A	L		2-7
1990	4/8*	A	L		5-12
1990	5/5*	H2	L		2-4
1990	5/6* (1)	H2	L		1-7
1990	5/6* (2)	H2	L		0-6
1991	4/6* (1)	A	W		4-1
1991	4/6* (2)	A	W		5-3
1991	4/7*	A	L		3-11
1991	5/4*	H2	L		1-3
1991	5/5* (1)	H2	L		2-5
1991	5/5* (2)	H2	W		5-4
2015	3/6	A	L		1-2
2015	3/7	A	W		4-3
2015	3/8	A	W		5-4
2020	3/7	A	L		2-4
2020	3/8	A	L		1-2

JAMES MADISON

Overall: 46-59-1 (1970-2023)
Conf: 25-22, Post: 8-4
H: 23-20-1, A: 15-35, N: 8-4

Year	Date	Rank	Site	W/L	Score
1970	4/25 (1)	A	W		4-3
1970	4/25 (2)	A	W		19-1
1971	4/24 (1)	H	W		3-2
1971	4/24 (2)	H	L		

2008	4/26*	A	L	7-9
2008	4/27*	A	L	6-13
2009	4/10*	H2	W	5-4 (10)
2009	4/11*	H2	L	8-13
2009	4/12*	H2	L	1-12
2010	5/21* (1)	H2	W	6-1
2010	5/21* (2)	H2	L	8-11
2010	5/22*	H2	L	2-7
2010	5/28*	N17	W	6-3
2011	3/18*	H2	L	8-12 (10)
2011	3/19*	H2	W	4-2
2011	3/20*	H2	L	1-4
2012	5/11*	A	L	11-13
2012	5/12*	A	W	9-3
2012	5/13*	A	W	10-8
2015	3/15	H2	W	7-1
2021	5/20	A	W	20-18 (10)
2021	5/21	A	W	10-1
2023	3/8	A	L	5-19
2023	3/14	H2	L	6-14

Formerly Madison College (Gm. 1970-1977)

JOHNS HOPKINS

Overall: 1-0 (1979)

H: 1-0

Year	Date	Rank	Site	W/L	Score
1979	3/25		H5	W	9-1

KENNESAW STATE

Overall: 1-0 (2016)

A: 1-0

Year	Date	Rank	Site	W/L	Score
2016	2/19		A	W	15-11

LA SALLE

Overall: 12-3 (2013-19)

Conf: 12-3, H: 5-1, A: 7-2

Year	Date	Rank	Site	W/L	Score
2013	4/26*	A	L	1-3	
2013	4/27*	A	L	4-5	
2013	4/28*	A	W	5-2	
2014	4/18*	H2	L	3-6	
2014	4/19*	H2	W	11-1	
2014	4/20*	H2	W	4-3	
2016	4/15*	A	W	4-1	
2016	4/16*	A	W	9-1	
2016	4/17*	A	W	2-1	
2017	3/24*	H2	W	8-1	
2017	3/25*	H2	W	7-0	
2017	3/26*	H2	W	3-0	
2019	4/5*	A	W	11-2	
2019	4/6*	A	W	9-6	
2019	4/7*	A	W	28-4	

LAFAYETTE

Overall: 6-1 (2014-22)

H: 5-1, N: 1-0

Year	Date	Rank	Site	W/L	Score
2014	3/14		H2	W	3-2
2018	3/14		H2	W	8-6
2019	3/8		H2	W	6-3
2019	3/9		H2	W	7-6
2019	3/10		H2	W	7-3
2022	2/19		N30	W	13-3
2022	3/4		H2	L	0-3

LE MOYNE

Overall: 0-1 (2002)

H: 0-1

Year	Date	Rank	Site	W/L	Score
2002	3/10		Richmond, Va.	L	3-6

LIBERTY

Overall: 35-32 (1977-2024)

H: 17-11, A: 18-21

Year	Date	Rank	Site	W/L	Score
1977	4/7		A	L	4-12
1978	4/18 (1)		H3	L	3-19
1978	4/18 (2)		H3	L	0-2
1980	4/16 (1)		A	L	0-3
1980	4/16 (2)		A	W	12-4
1981	4/4 (1)		A	W	6-2
1981	4/4 (2)		A	L	4-5
1982	3/23		A	L	3-7
1982	4/16		A	L	2-10
1982	4/17		A	L	9-10
1984	4/2 (1)		A	L	2-6
1984	4/2 (2)		A	L	2-8

1988	3/1	A	W	8-3	
1988	3/4	H2	W	9-3	
1989	3/2	A	W	7-4	
1989	5/3	H2	W	3-2	
1990	2/27	H2	W	6-5 (10)	
1990	4/26	A	W	21-10	
1991	4/17	A	L	1-4	
1992	3/17	A	W	16-1	
1992	5/1	H2	W	9-2	
1993	3/8	H2	W	7-6	
1993	4/19	A	W	13-5	
1994	3/8	A	W	7-1	
1994	3/11	A	L	9-10	
1994	3/12	H2	W	14-2	
1994	4/14	H2	W	9-2	
1995	4/11	H2	L	2-6	
1995	4/18	A	L	8-16	
1996	3/26	A	W	5-3	
1996	4/17	H2	L	4-5	
1997	5/3	A	W	15-6	
1997	5/5	H2	W	1-0	
1998	3/5	A	W	9-7	
1998	4/29	H2	L	6-18	
1999	5/11	H2	W	10-3	
2000	4/12	A	W	10-4	
2001	3/8	A	W	11-4	
2002	3/26	H2	W	11-3	
2002	4/17	A	W	17-4	
2003	3/4	A	W	7-3	
2004	3/2	H2	W	12-6	
2005	5/3	H6	L	2-9	
2005	5/18	A	L	5-6	
2006	2/15	A	W	4-2 (10)	
2007	2/27	H2	L	2-8	
2008	3/4	H2	W	5-4	
2008	5/13	A	L	3-10	
2010	3/31	H2	L	4-7	
2010	5/18	A	L	6-7	
2011	3/29	H2	L	1-11	
2011	5/17	A	L	7-8 (10)	
2012	3/27	A	W	4-2 (10)	
2012	4/4	H2	W	5-4	
2017	5/13	H2	W	5-4	
2017	5/14	H2	L	6-8	
2018	2/16	A	L	4-5	
2018	2/18 (1)	A	L	10-14	
2018	2/18 (2)	A	L	2-4	
2021	3/20	A	L	2-3	
2021	3/21	H2	L	1-6	
2021	4/2	A	L	3-9	
2021	4/3	H2	W	4-2	
2022	3/15	#12	H2	W	2-1
2023	3/7		A	L	0-10
2024	3/19		A	W	8-7
2024	4/16		H2	W	2-1

Formerly Liberty Baptist College (Gm. 1977-1984)

LOCK HAVEN

Overall: 5-3 (1978-88)

H: 5-3

Year	Date	Rank	Site	W/L	Score
1978	3/18		H15	L	2-10
1978	3/19		H15	L	4-9
1979	3/13		H5	W	14-9
1979	3/14		H5	L	0-9 (FF)
1980	3/26 (1)		H5	W	3-2
1980	3/26 (2)		H5	W	10-2
1981	3/22		H5	W	11-10
1988	3/8		H2	W	17-5

LONG BEACH STATE

Overall: 2-2 (1992-2012)

Post: 1-0, A: 1-2, N: 1-0

Year	Date	Rank	Site	W/L	Score
1992	5/24%	#13	N9	W	16-6
2012	2/17		A	W	5-4
2012	2/18		A	L	6-7
2012	2/19		A	L	2-3

LIU

Overall: 3-1 (2009)

H: 3-1

Year	Date	Rank	Site	W/L	Score
2009	2/27 (1)		H2	W	10-6
2009	2/27 (2)		H2	W	9-4
2009	2/28 (1)		H2	L	3-4
2009	2/28 (2)		H2	W	12-11

LONGWOOD

Overall: 22-7 (1982-2025)

H: 13-2, A: 9-5

Year	Date	Rank	Site	W/L	Score
1982	4/12		H4	W	9-5
1985	4/17		A	L	10-11
1987	3/25		A	W	11-3
1988	4/5		H2	W	3-1
2005	4/26 (1)		H6	L	3-10
2005	4/26 (2)		H6	W	5-0
2006	2/10		A	W	6-0
2006	3/15		A	W	12-4
2008	3/18		H2	W	9-8 (12)
2010	3/17		A	L	0-6
2010	3/24		H2	W	10-4
2011	3/9		H2	L	1-6
2011	4/6		A	W	8-4
2012	4/17		A	W	9-0
2015	3/25		H2	W	8-1
2015	4/15		A	W	11-5
2016	3/1		A	W	3-0
2016	3/22		H2	W	5-2
2017	3/21		H2	W	5-4 (13)
2018	4/25		H2	W	12-2
2019	4/3		A	W	12-6
2022	2/22		A	W	8-3
2022	3/22		H2	W	6-5
2023	3/21		H2	W	5-2
2023	5/9		A	L	6-8
2024	2/20		H2	W	16-6 (8)
2024	3/12		A	L	0-4
2025	2/18		A	L	3-6
2025	3/25		H2	W	19-2 (7)

LOUISVILLE

Overall: 9-5 (1992-95)

Conf: 7-4, Post: 2-1, H: 5-1, A: 4-3, N: 0-1

Year	Date	Rank	Site	W/L	Score
1992	5/9* (1)		A	L	4-9
1992	5/9* (2)		A	W	2-1
1992	5/10*		A	L	16-23
1993	4/9* (1)		H2	W	6-1
1993	4/9* (2)		H2	W	7-6
1993	5/21*		H2	W	7-2
1994	4/22*		A	L	1-5
1994	4/23*		A	W	6-5
1994	4/24*		A	W	16-7
1994	5/19*		A	W	6-5
1995	3/24*		H2	L	2-4
1995	3/25*		H2	W	6-5 (12)
1995	3/26*		H2	W	8-2
1995	5/19*		N11	L	3-5

LSU

Overall: 1-5 (1997-2001)

Post: 1-2, A: 1-5

Year	Date	Rank	Site	W/L	Score
1997	2/28		A	L	2-15
1997	3/1		A	L	0-22
1997	3/2		A	L	4-6 (7)
2001	5/26%	#11	A	L	9-13
2001	5/27% (1)	#11	A	W	10-7
2001	5/27% (2)	#11	A	L	9-14

LYNCHBURG

Overall: 2-8-2 (1969-80)

H: 2-4-1, A: 0-4-1

Year	Date	Rank	Site	W/L	Score
1969	4/26 (1)		A	L	1-8
1969	4/26 (2)		A	L	1-2
1970	5/9 (1)		H	W	5-1
1970	5/9 (2)		H	W	9-2
1972	5/6 (1)		H	L	4-8
1972	5/6 (2)		H	L	4-5
1978	4/8		H3	L	1-9
1978	4/23		A	L	6-17
1979	4/5		A	T	0-0 (12)
1979	4/23		H4	L	7-9 (11)
1980	4/11		A	L	7-8
1980	4/18		H5	T	4-4

MAINE

Overall: 0-1 (1972)

H: 0-1

Year	Date	Rank	Site	W/L	Score
1972	4/5		H3	L	2-6

MANHATTAN

Overall: 3-3 (2008-18)

H: 3-3

Year

2013	4/9	A	L	5-6 (11)
2013	4/16	H2	L	3-4
2013	5/8	A	W	9-7
2014	4/1	A	L	2-5
2014	5/6	H2	L	1-12
2015	4/21	#20	H2	W 2-1 (10)
2015	4/22	#20	A	W 3-1
2016	3/29	A	L	1-8
2016	3/30	H2	L	1-7
2018	2/28	H2	L	0-2
2018	4/17	A	W	14-3
2019	2/17	N37	L	3-5
2019	2/26	H2	L	3-4
2019	4/23	A	L	5-10
2022	3/8	#22	A	L 6-8
2024	2/28	H2	W	15-7

UMASS

Overall: 18-5 (1979-2025)
Conf: 17-4, H: 8-3, A: 10-2

Year	Date	Rank	Site	W/L	Score
1979	3/18		H5	W	5-4
2009	3/18		H2	L	3-4
2014	5/9*		A	L	4-5 (10)
2014	5/10*		A	W	10-6
2014	5/11*		A	L	4-5
2015	3/27*		H2	W	16-3
2015	3/28*		H2	L	2-3
2015	3/29*		H2	W	8-0
2017	4/7*		A	W	8-0
2017	4/8*		A	W	2-0
2017	4/9*		A	W	11-1
2019	3/22*		H2	W	5-2
2019	3/23*		H2	W	7-2
2019	3/24*		H2	W	3-1
2022	5/13*		A	W	26-2
2022	5/14*		A	W	18-3
2022	5/15*		A	W	6-1
2024	3/28*		H2	W	7-6 (11)
2024	3/29*		H2	L	3-4
2024	3/30*		H2	W	7-1
2025	5/15*		A	W	16-1
2025	5/16*		A	W	13-7
2025	5/17*		A	W	7-4

MERRIMACK

Overall: 2-1 (2024)
H: 2-1

Year	Date	Rank	Site	W/L	Score
2024	2/23		H2	W	12-3
2024	2/24		H2	L	12-16
2024	2/25		H2	W	7-5

MIAMI (FLA.)

Overall: 0-3 (2005-15)
Post: 0-3, A: 0-2, N: 0-1

Year	Date	Rank	Site	W/L	Score
2005	6/3%	#11	N6	L	2-6
2015	6/5~	#8	A	L	2-3
2015	6/6~	#8	A	L	3-10

MICHIGAN STATE

Overall: 1-0 (2024)
N: 1-0

Year	Date	Rank	Site	W/L	Score
2024	3/10		N41	W	8-4

MIDDLE TENNESSEE STATE

Overall: 0-1 (2023)
N: 0-1

Year	Date	Rank	Site	W/L	Score
2023	2/17		N37	L	8-14

MINNESOTA

Overall: 1-0 (2015)
H: 1-0

Year	Date	Rank	Site	W/L	Score
2015	3/16		H2	W	11-4

MISSISSIPPI STATE

Overall: 0-1 (2021)
Post: 0-1, A: 0-1

Year	Date	Rank	Site	W/L	Score
2021	6/5%	#7	A	L	4-16

MONMOUTH

Overall: 10-9 (2001-22)
H: 10-9

Year	Date	Rank	Site	W/L	Score
2001	3/17		H2	W	17-6
2001	3/18		H2	W	17-6
2004	2/21 (1)		H2	W	4-3
2004	2/21 (2)		H2	L	3-7
2004	2/22		H2	W	7-3
2011	2/25		H2	L	1-6
2011	2/26		H2	W	6-5
2011	2/27		H2	L	5-6 (11)
2012	3/3		H2	L	4-6
2012	3/4 (1)		H2	W	8-0
2012	3/4 (2)		H2	W	5-3
2013	3/15		H2	L	1-3
2013	3/16		H2	W	8-3
2013	3/17		H2	L	1-7
2015	3/13		H2	L	0-3
2015	3/17		H2	L	0-7
2016	3/16		H2	L	4-12
2022	3/13 (1)		H2	W	4-2
2022	3/13 (2)		H2	W	3-0

NAVY

Overall: 0-1 (1979)
A: 0-1

Year	Date	Rank	Site	W/L	Score
1979	3/31		A	L	1-4

NEW HAMPSHIRE

Overall: 1-0 (1993)
H: 1-0

Year	Date	Rank	Site	W/L	Score
1993	3/20		H2	W	5-2 (7)

NEW YORK TECH

Overall: 3-0 (1996)
H: 3-0

Year	Date	Rank	Site	W/L	Score
1996	3/2 (1)		H2	W	15-6
1996	3/2 (2)		H2	W	14-8
1996	3/3		H2	W	8-0

NEWPORT NEWS APPRENTICE

Overall: 21-11 (1969-78)
H: 11-5, A: 10-6

Year	Date	Rank	Site	W/L	Score
1969	5/3 (1)		A	W	6-0
1969	5/3 (2)		A	W	11-1
1969	5/10 (1)		H3	W	8-4
1969	5/10 (2)		H3	W	2-0
1970	4/11 (1)		H	W	3-2
1970	4/11 (2)		H	W	9-4
1970	4/18 (1)		A	W	9-2
1970	4/18 (2)		A	W	3-1
1971	4/28 (1)		A	W	7-1
1971	4/28 (2)		A	W	9-3
1972	4/20 (1)		H3	W	14-1
1972	4/20 (2)		H3	W	5-1
1973	4/11 (1)		A	L	1-9
1973	4/11 (2)		A	W	1-0
1976	4/16 (1)		H3	W	3-2
1976	4/16 (2)		H3	W	18-1
1974	4/30 (1)		A	W	5-0
1974	4/30 (2)		A	W	5-2
1975	4/9 (1)		H3	W	5-4
1975	4/9 (2)		H3	L	7-9
1975	4/17 (1)		A	W	1-0
1975	4/17 (2)		A	L	2-4
1976	4/8 (1)		A	L	1-4
1976	4/8 (2)		A	L	2-5
1976	4/14 (1)		H3	L	5-8
1976	4/14 (2)		H3	W	6-5
1977	4/13 (1)		H3	L	2-13
1977	4/13 (2)		H3	L	6-7
1977	4/28 (1)		A	L	3-6
1977	4/28 (2)		A	L	4-7
1978	4/14 (1)		H3	W	20-4
1978	4/14 (2)		H3	L	9-11

NICHOLS COLLEGE

Overall: 3-0 (1986-88)
H: 3-0

Year	Date	Rank	Site	W/L	Score
1986	3/28		H2	W	16-7
1987	3/27		H7	W	16-2 (5)
1988	3/24		H2	W	18-1

NJIT

Overall: 3-0 (2023)
H: 3-0

Year	Date	Rank	Site	W/L	Score
2023	3/17		H2	W	5-4 (10)
2023	3/18		H2	W	12-4
2023	3/19		H2	W	1-0

NORFOLK STATE

Overall: 24-3 (1972-2023)
H: 16-3, A: 7-1, N: 1-0

Year	Date	Rank	Site	W/L	Score
1972	5/2		A	W	11-3
1972	5/5		H3	L	1-7
1977	4/21 (1)		H3	L	8-9
1977	4/21 (2)		H3	W	3-1
1980	4/25		N1	W	4-2
1996	3/20		H2	W	14-8
1998	3/24		A	W	11-1
1998	4/21		H2	W	13-5
1999	3/31		H2	W	19-8
1999	4/27		A	W	13-3
2000	3/14		H2	W	13-4
2006	3/9		H2	W	8-5
2007	3/14		H2	W	7-6
2010	5/5		A	W	10-7
2011	3/1		A	W	7-6
2011	5/4		H2	W	9-1
2012	2/28		H2	W	4-3
2014	4/16		H2	W	13-1 (7)
2015	4/29		H2	W	14-6
2015	5/5		A	L	3-6
2016	4/12		H2	W	4-2
2017	3/1		A	W	8-3
2017	3/8		H2	W	5-2
2018	3/7		H2	W	6-4
2019	5/8		A	W	12-4
2020	2/18		H2	W	10-1
2023	3/28		H2	W	13-4

NORTH CAROLINA

Overall: 7-27 (1984-2025)
Post: 1-2, H: 1-1, A: 6-25, N: 0-1

Year	Date	Rank	Site	W/L	Score
1984	3/11		A	L	3-19
1984	4/13		A	L	3-4
1985	4/2		A	L	4-16
1986	5/10		A	L	7-10
1988	5/4		A	W	4-2 (7)
1989	5/10		H2	L	1-4
1990	3/20		A	L	6-10
1992	2/21		A	W	2-1
1996	4/9		A	W	8-4
1997	3/12		A	L	1-8
1998	3/10		A	L	6-7
1999	2/13	#15	N16	L	0-8
1999	4/6	#15	A	L	3-10
2000	3/1		A	L	4-8
2001	4/4		H2	W	10-2
2002	4/23	#9	A	L	2-10
2003	4/15		A	L	6-7
2004	5/12	#16	A	W	8-6 (10)
2005	4/20	#12	A	L	2-3
2006	4/25	#1	A	L	3-6
2008	3/12	#3	A	L	2-10
2013	3/26	#1	A	L	2-3 (10)
2015	3/4		A	L	5-6
2016	5/3	#17	A	L	0-11
2017	3/7	#10	A	L	2-8
2019	2/27	#6	A	W	11-8
2020	3/4		A	L	3-8
2022	6/4%	#10	N40	W	4-3
2022	6/5%	#10	N40	L	8-19
2022	6/6%	#10	N40	L	3-7
2023	2/28	#13	A	L	4-10
2023	3/1	#13	A	L	10-14
2024	2/27	#17	A	L	2-8
2025	2/25	#5	A	L	4-9

NC A&T

Overall: 5-0 (1998-2025)
H: 1-0, A: 3-0, N: 1-0

Year	Date	Rank	Site	W/L	Score
1998	2/8 (1)		A	W	4-1
1998	2/8 (2)		A	W	2-1 (8)
1998	2/9		A	W	12-1
2022	3/11		H2	W	9-6
2025	2/23		N15	W	6-3

NC STATE

Overall: 8-20 (1983-2024)
Post: 0-1, H: 1-5, A: 7-13, N: 0-2

Year	Date	Rank	Site	W/L	Score
1983	3/14		A	L	1-8
1984	3/2		A	L	3-13
1985	3/3		A	L	3-10
1986	3/7		A	W	14-7
1987	3/12		A	L	2-14
1987	4/19		H2		

OHIO

Overall: 2-1 (1984-86)
H: 2-1

Year	Date	Rank	Site	W/L	Score
1984	3/17 (1)		H10	W	7-6 (8)
1984	3/17 (2)		H10	L	4-5
1986	3/24		H2	W	5-3

OLD DOMINION

Overall: 66-105 (1969-2025)
Conf: 40-62, Post: 2-3
H: 27-50, A: 32-50, N: 7-5

Year	Date	Rank	Site	W/L	Score
1969	4/15		A	W	6-2
1970	4/22		H	L	8-11
1970	4/30		A	W	6-1
1971	4/21 (1)		H	W	12-3
1971	4/21 (2)		H	L	1-12
1972	5/7		H3	L	2-5 (10)
1972	5/13		A	L	0-4
1973	5/5 (1)		A	L	8-15
1973	5/5 (2)		A	L	4-5
1974	4/28 (1)		H3	L	4-5 (11)
1974	4/28 (2)		H3	L	5-12
1975	4/23 (1)		A	L	1-9
1975	4/23 (2)		A	W	6-3
1976	4/7 (1)		A	L	0-4
1976	4/7 (2)		A	L	0-3
1977	3/16 (1)		H3	L	2-11
1977	3/16 (2)		H3	L	6-11
1977	4/29 (1)		A	L	5-6
1977	4/29 (2)		A	W	3-1
1978	3/21* (1)		H3	L	0-9 (FF)
1978	3/21* (2)		H3	L	0-9 (FF)
1978	4/11* (1)		A	L	6-7 (8)
1978	4/11* (2)		A	L	6-9
1979	3/26* (1)		H5	L	0-1
1979	3/26* (2)		H5	W	6-0
1979	3/30* (1)		A	L	6-7
1979	3/30* (2)		A	L	3-6
1980	3/19 (1)		A	W	2-1
1980	3/19 (2)		A	W	3-2
1980	4/12 (1)		H4	L	4-6
1980	4/12 (2)		H4	L	1-2
1980	4/25		N1	L	0-10
1980	4/26 (1)		N1	W	7-1
1980	4/26 (2)		N1	L	0-4
1981	3/18		A	L	10-17
1981	4/1		A	L	1-9
1981	4/7		H4	W	7-4
1982	3/29		H4	L	2-10
1982	4/20		A	L	9-10
1983	3/26* (1)		H4	L	0-12
1983	3/26* (2)		H4	L	6-10
1983	4/9* (1)		A	L	7-13
1983	4/9* (2)		A	L	2-12
1984	3/20* (1)		A	L	0-1
1984	3/20* (2)		A	L	5-6
1984	3/25*		A	L	2-11
1984	4/21* (1)		H4	L	3-6
1984	4/21* (2)		H4	L	6-12
1985	3/30* (1)		H11	L	1-9
1985	3/30* (2)		H11	L	1-6
1985	3/31*		H7	L	7-9
1985	4/27* (1)		A	L	1-3
1985	4/27* (2)		A	L	3-11
1985	4/28*		A	L	4-11
1986	3/29* (1)		H2	L	0-3
1986	3/29* (2)		H2	L	5-7
1986	3/30*		H2	L	5-9
1986	4/5* (1)		A	L	2-7
1986	4/5* (2)		A	L	3-4
1986	4/6*		A	L	2-5
1986	5/15*		H4	L	5-9
1987	4/5* (1)		H2	W	4-1
1987	4/5* (2)		H2	L	0-4
1987	5/2* (1)		A	W	8-4
1987	5/2* (2)		A	L	3-4
1987	5/3*		A	W	10-9
1988	4/1* (1)		H2	W	2-1 (9)
1988	4/1* (2)		H2	W	3-0
1988	4/3*		H2	W	9-5
1988	4/30* (1)		A	L	2-3 (9)
1988	4/30* (2)		A	L	1-3
1988	5/1*		A	L	1-2
1989	3/17*		H2	W	6-5 (15)
1989	3/18* (1)		H2	L	6-7
1989	3/18* (2)		H2	W	4-0
1989	4/29*		A	W	10-3
1989	4/30*		A	W	3-1
1990	3/26* (1)		H2	L	4-10

1990	3/26* (2)		H2	W	3-2 (9)
1990	4/29* (1)		A	L	5-14
1990	4/29* (2)		A	L	1-3
1990	4/30*		A	L	1-3
1991	3/23* (1)		A	L	4-6
1991	3/23* (2)		A	L	4-8
1991	3/24*		A	W	17-14
1991	4/27* (1)		H2	W	2-1
1991	4/27* (2)		H2	L	2-4
1991	4/28*		H2	W	6-4
1991	5/16*		N7	L	1-5
1992	4/1		H2	W	8-1
1992	4/29		A	W	5-1
1993	5/8		A	L	4-5
1993	5/9		H2	W	5-3
1995	4/3		H2	W	6-5
1995	4/5		A	L	3-13
1996	3/30* (1)		A	L	4-6
1996	3/30* (2)		A	L	2-3
1996	3/31*		A	L	4-5 (10)
1996	4/2		H2	L	6-11
1997	3/29* (1)		A	W	13-8
1997	3/29* (2)		A	W	4-2
1997	3/30*		A	L	5-9
1997	3/31		H2	W	9-1
1998	3/28* (1)		H2	W	11-0
1998	3/28* (2)		H2	L	4-5 (10)
1998	3/29*		H2	W	3-1
1998	5/15*		N13	L	6-7
1999	4/16*		A	W	11-7
1999	4/17*		A	W	7-6
1999	4/18*		A	W	9-8
1999	4/26		H2	L	11-20
2000	4/14*		H2	L	8-9 (11)
2000	4/16* (1)		H2	L	1-2
2000	4/16* (2)		H2	L	1-3
2000	4/24		N19	W	6-4
2000	5/18*		N19	W	6-5
2001	4/13*		A	W	13-5
2001	4/14*		A	W	6-3
2001	4/15*		A	L	4-6
2001	4/23		N19	W	8-2
2002	4/5*		A	W	1-0
2002	4/6*		A	L	7-11
2002	4/7*		A	W	6-5
2003	4/4*		H2	W	3-2
2003	4/5*		H2	W	7-3
2003	4/6*		H2	W	6-1
2004	4/9*		A	L	0-3
2004	4/10*		A	W	2-0
2004	4/11*		A	W	5-1
2005	5/7* (1)		H6	L	4-8
2005	5/7* (2)		H6	W	4-3 (8)
2005	5/8*		H6	W	12-11
2006	5/5*	#25	A	L	0-6
2006	5/6*	#25	A	W	7-5
2006	5/7*	#25	A	L	1-2 (11)
2007	4/6*		H2	L	3-9
2007	4/8* (1)		H2	W	5-4 (13)
2007	4/8* (2)		H2	L	4-6
2007	5/25*		N17	W	9-4
2008	4/4*		A	W	8-2
2009	5/8*		H2	L	1-2
2009	5/9*		H2	W	7-6
2009	5/10*		H2	L	9-28
2011	4/1*		H2	L	3-5
2011	4/2*		H2	W	13-1
2011	4/3*		H2	L	5-8
2012	4/27*		A	L	1-4
2012	4/28*		A	W	7-6
2012	4/29*		A	W	3-0
2013	4/23		A	W	5-4
2014	2/15		N28	W	6-3
2014	2/19		H2	L	4-6
2015	4/8		A	W	10-2
2015	5/12		N33	W	9-3
2016	3/9		H2	L	1-3
2017	2/28		H2	L	4-5 (10)
2017	5/10		A	L	1-4
2018	5/8		A	L	1-7
2018	5/15		H2	W	9-3
2019	4/9		A	L	5-6
2019	4/16		H2	L	5-7
2020	2/26		H2	L	3-6
2021	3/17		A	W	12-5
2021	3/23		H2	L	3-5
2022	3/1		H2	L	1-3
2022	5/10	#24	A	W	8-2
2023	4/25		H2	L	4-11
2024	4/23		A	L	1-7
2024	5/7		H2	L	8-14
2025	4/15		A	W	16-13

2025	5/7		H2	L	2-8
------	-----	--	----	---	-----

OLE MISS

Overall: 0-2 (2022)
A: 0-2

Year	Date	Rank	Site	W/L	Score	
2022	2/25		#3	A	L	4-10
2022	2/27		#3	A	L	3-14 (7)

OREGON STATE

Overall: 1-0 (2015)
Post: 1-0, N: 1-0

Year	Date	Rank	Site	W/L	Score
2015	5/31%	#18	N35	W	5-1

OSWEGO STATE

Overall: 3-0 (1969-86)
H: 3-0

Year	Date	Rank	Site	W/L	Score
1969	3/31 (1)		H3	W	10-1
1969	3/31 (2)		H3	W	3-2
1986	3/25		H2	W	5-2

PACE

Overall: 4-0 (1991-2001)
H: 4-0

Year	Date	Rank	Site	W/L	Score
1991	4/4		H2	W	11-4
2001	3/16 (1)		H2	W	12-1
2001	3/16 (2)		H2	W	6-0
2001	3/17		H2	W	7-3

PENN

Overall: 2-0 (2015)
H: 2-0

Year	Date	Rank	Site	W/L	Score
2015	3/10		H2	W	12-5
2015	3/11		H2	W	5-1

PENN STATE

Overall: 0-1 (2025)
H: 0-1

Year	Date	Rank	Site	W/L	Score
2025	3/1		H2	L	7-16

PEPPERDINE

Overall: 0-3 (1999-2012)
Post: 0-1, A: 0-2, N: 0-1

Year	Date	Rank	Site	W/L	Score
1999	5/29%	#12	N18	L	5-12
2012	2/21		A	L	1-6
2012	2/22		A	L	2-11

PITT

Overall: 3-2 (1981-15)
H: 0-1, N: 3-1

Year	Date	Rank	Site	W/L	Score
1981	3/27		H4	L	4-7
2013	3/3		N16	W	6-4
2015	2/27		N31	W	5-4 (12)
2015	2/28		N31	L	1-6
2015	3/1		N31	W	3-2 (10)

POINT PARK

Overall: 3-0 (1983)
H: 3-0

Year	Date	Rank	Site	W/L	Score
1983	3/29 (1)		H4	W	3-1
1983	3/29 (2)		H4	W	5-4
1983	3/30		H4	W	2-1

PRESBYTERIAN

Overall: 4-2 (2011-16)
A: 4-2

Year	Date	Rank	Site	W/L	Score
2011	3/4 (1)		A	W	4-3
2011	3/4 (2)		A	L	3-4
2011	3/5		A	L	2-3
2016	5/13		A	W	3-2
2016	5/14		A	W	13-2
2016	5/15		A	W	1

RANDOLPH-MACON

Overall: 12-12 (1969-2010)

H: 9-4, A: 3-8

Year	Date	Rank	Site	W/L	Score
1969	4/12		H3	W	7-5
1969	4/29		A	L	4-7
1970	4/7		A	W	7-4
1970	5/11		H	W	6-4
1971	4/10		H	L	1-7
1971	5/6		A	L	6-8
1972	4/12		H	L	1-4
1972	4/18		A	L	3-19
1973	5/1		A	L	5-6
1974	4/22		H3	L	3-8
1976	4/22		A	L	3-4
1977	3/30		H3	W	2-1
1978	3/30		A	L	3-14
1979	3/15		H5	L	0-10
1980	3/7		A	L	0-1
1983	3/13		H4	W	8-4
1983	3/15		A	W	9-2
1985	3/8		A	L	0-3 (6)
1986	3/18		H2	W	6-0
1987	3/26		A	W	12-8
1988	3/16		H2	W	11-6
1989	3/12		H2	W	6-2
2006	3/29		H2	W	11-6
2010	3/9		H2	W	12-0

RHODE ISLAND

Overall: 10-12 (1980-2025)

Conf: 7-11, Post: 3-0, H: 4-4, A: 3-6, N: 3-2

Year	Date	Rank	Site	W/L	Score
1980	3/30		H5	L	0-4
2014	4/25*		A	W	5-2
2014	4/26*		A	W	5-2
2014	4/27*		A	L	0-3
2015	4/24*		N32	L	3-7
2015	4/25*		N32	L	3-6
2015	4/26*		N32	W	7-0
2015	5/22*		N34	W	8-2
2015	5/23*		N34	W	5-3
2016	4/8*		A	L	1-5
2016	4/9*		A	L	3-7
2016	4/10*		A	W	7-3 (10)
2018	3/23*		H2	W	5-2
2018	3/24*		H2	W	1-0 (15)
2018	3/25*		H2	W	4-2
2021	5/28*		H2	W	10-4
2023	5/18*		A	L	5-8
2023	5/19* (1)		A	L	5-7
2023	5/19* (2)		A	L	7-19
2025	3/14*		H2	L	4-5
2025	3/15* (1)		H2	L	11-15
2025	3/15* (2)		H2	L	1-5

RHODE ISLAND COLLEGE

Overall: 2-0 (1984-89)

H: 2-0

Year	Date	Rank	Site	W/L	Score
1984	3/23		H11	W	14-3 (8)
1989	3/14		H2	W	10-3

RICHMOND

Overall: 64-51 (1979-2025)

Conf: 29-20, Post: 6-2

H: 29-23, A: 29-26, N: 6-2

Year	Date	Rank	Site	W/L	Score
1979	4/11*		A	L	3-15
1980	3/27		A	W	2-1
1980	4/21		H4	L	2-4
1981	4/8		A	L	3-4
1981	4/22		A	L	3-11
1982	4/22		A	L	2-4
1983	4/14		A	W	8-6
1983	4/20		H4	L	2-13
1984	4/11		A	W	9-5
1985	3/4		A	W	8-7
1985	4/16		A	W	6-5
1986	3/27		A	L	5-6
1986	5/3 (1)		A	L	8-9
1986	5/3 (2)		A	W	13-1
1987	3/25		A	L	7-8
1987	4/22		H2	W	8-7
1988	4/20		H2	W	10-1
1988	5/7		A	W	2-1
1989	4/4		A	W	14-11
1989	5/1		H2	L	0-5 (8)
1990	3/21		H2	L	6-8 (13)

1990	5/2		A	L	1-2
1991	3/6		H2	W	9-3
1991	3/26		A	L	2-3
1992	3/4		H2	W	4-3
1992	4/9		A	L	4-9
1993	4/8		H2	L	3-4
1993	5/7		A	L	4-5
1994	4/19		H2	L	4-9
1994	5/7		A	L	4-9
1995	4/22		A	W	14-10
1995	4/23		H2	W	3-2 (10)
1996	4/13* (1)		H2	L	4-5
1996	4/13* (2)		H2	W	11-1
1996	4/14*		H2	W	3-2 (10)
1996	5/15*		N13	W	12-4
1997	4/19* (1)		H2	W	8-7 (12)
1997	4/19* (2)		H2	W	1-0
1997	4/20*		H2	W	14-5
1998	4/18* (1)		A	W	13-5
1998	4/18* (2)		A	W	9-3
1998	4/19*		A	W	4-0
1998	5/14*		N13	L	4-8
1999	3/2		A	L	5-8
1999	5/7*		H2	L	4-10
1999	5/8*		H2	L	7-8
1999	5/10*		H2	L	3-7
2000	3/2		H2	W	8-3
2000	5/6*		A	L	2-10
2000	5/8*		A	L	7-8
2000	5/9*		A	W	10-8
2001	5/5*		H2	W	8-5
2001	5/6* (1)		H2	W	1-0
2001	5/6* (2)		H2	W	12-5
2002	3/6		H2	L	1-2
2002	4/30	#19	A	L	11-12
2003	3/14	#12	H2	L	1-4
2003	3/15	#12	A	L	1-2
2003	3/16	#12	H2	W	9-4
2003	4/30	#14	A	L	5-11
2004	3/11		H2	L	7-14
2004	3/12		A	W	9-6
2004	3/13		H2	L	6-8
2004	3/14		A	W	8-1
2005	3/10		A	W	20-1
2005	3/11		A	W	6-4
2005	3/12		H6	W	9-6
2005	3/13		H6	W	16-8
2006	3/14		H2	W	13-1
2006	4/11		A	W	20-8
2007	4/4		H2	W	10-1
2008	4/15		H2	W	11-5
2009	4/16		A	W	8-4
2010	4/6		H2	L	6-8
2010	4/14		A	L	8-9
2011	4/12		A	L	3-6
2011	5/10		H2	W	9-4
2012	3/21		A	L	1-7
2012	5/8		H2	W	6-4
2013	5/16*		H2	W	6-3
2013	5/17*		H2	W	5-4
2013	5/18*		H2	W	5-0 (8)
2014	4/11*		A	W	19-4
2014	4/12*		A	W	5-1
2014	4/13*		A	L	6-9
2014	5/21*		N29	W	5-2
2016	4/23*		H2	L	4-5 (10)
2016	4/24* (1)		H2	W	2-1
2016	4/24* (2)		H2	L	4-6 (11)
2017	5/18*		A	W	14-7
2017	5/19*		A	W	14-2
2017	5/20*		A	W	4-1
2018	5/4*		H2	L	2-4 (13)
2018	5/5*		H2	W	3-1
2018	5/6*		H2	L	0-3
2019	4/20* (1)		A	L	5-8
2019	4/20* (2)		A	W	16-3
2019	4/21*		A	L	4-5 (11)
2019	5/23*		N36	L	2-6
2022	4/15*		A	L	0-7
2022	4/16*		A	W	13-11
2022	4/17*		A	W	13-2
2022	5/24*		N12	W	4-3
2022	5/28*		N12	W	10-7
2023	5/12*		H2	L	10-16
2023	5/13*		H2	W	9-8
2023	5/14*		H2	W	4-3
2024	5/16*		A	L	10-12
2024	5/17* (1)		A	W	11-4
2024	5/17* (2)		A	W	12-4
2024	5/23*		N42	W	13-7
2024	5/25*		N42	W	16-1
2025	5/9*		H2	L	2-8

2025	5/10*		H2	L	3-6
2025	5/11*		H2	L	6-18 (7)

RIDER

Overall: 3-1 (1991-2022)

H: 3-0, N: 0-1

Year	Date	Rank	Site	W/L	Score
1991	4/2 (1)		H2	W	2-1
1991	4/2 (2)		H2	W	4-0
1991	4/3		H2	W	9-8 (10)
2022	2/18		N30	L	6-7

RUTGERS

Overall: 8-9 (1990-2022)

H: 8-9

Year	Date	Rank	Site	W/L	Score
1990	3/9		H2	L	3-7
1990	3/10		H2	L	2-4
1990	3/11		H2	L	6-10
1992	3/6		H2	W	4-2
1993	3/6 (1)		H2	L	2-6
1993	3/6 (2)		H2	L	6-13
1993	3/7		H2	W	7-4
1995	2/24		H2	L	2-8
1995	2/25		H2	W	8-4
1995	2/26		H2	W	2-1
1996	2/24 (1)		H2	W	6-2
1996	2/24 (2)		H2	W	5-4 (11)
1996	2/25		H2	L	3-8
2013	3/19		H2	W	4-3 (10)
2013	3/20		H2	L	6-9 (12)
2014	3/16		H2	W	7-6
2022	3/6		H2	L	0-8

SACRED HEART

Overall: 6-4 (2005-24)

H: 6-4

Year	Date	Rank	Site	W/L	Score
2005	2/26 (1)		H6	W	14-0
2005	2/26 (2)		H6	W	9-0
2005	2/27		H6	W	13-4
2020	2/21		H2	W	5-3
2020	2/22		H2	L	4-5
2020	2/23		H2	W	6-1
2023	2/24		H2	L	6-7 (10)
2023	2/25		H2	L	5-11
2023	2/26		H2	L	10-11
2024	3/1		H2	W	6-2

ST. BONAVENTURE

Overall: 14-7 (2014-25)

Conf: 14-7, H: 8-1, A: 6-6

Year	Date	Rank	Site	W/L	Score
2014	3/21*		H2	W	7-0
2014	3/22*		H2	W	17-5
2014	3/23*		H2	W	3-2 (10)
2015	5/14*		A	W	12-2
2015	5/15*		A	W	11-0
2015	5/16*		A	W	7-2
2016	3/25*		H2	W	6-5
2016	3/26*		H2	W	3-2 (12)
2016	3/27*		H2	W	4-1
2018	4/13* (1)		A	W	11-4
2018	4/13* (2)		A	W	8-2
2018	4/14*		A	L	2-3
2023	3/31*		H2	W	23-9
2023	4/1*		H2	L	6-7
2023	4/2*		H2	W	13-1
2024	4/12*		A	L	5-7
2024	4/13*		A	W	5-0
2024	4/14*		A	L	6-11
2025	5/2* (1)		A	L	9-10 (11)
2025	5/2* (2)		A	L	16-17
2025	5/4*		A	L	10-11

2016	5/7* (1)	H2	W	1-0
2016	5/7* (2)	H2	W	5-1
2016	5/8*	H2	W	7-6
2018	3/30*	A	W	4-2
2018	3/31* (1)	A	L	1-7
2018	3/31* (2)	A	L	0-9
2021	5/7* (1)	A	W	14-6
2021	5/7* (2)	A	W	19-4
2021	5/8* (1)	A	W	9-8 (10)
2021	5/8* (2)	A	W	16-5 (8)
2023	4/28*	H2	W	10-6
2023	4/29* (1)	H2	L	5-10
2023	4/29* (2)	H2	W	7-6 (11)
2025	4/17*	A	L	1-2
2025	4/18* (1)	A	L	2-4
2025	4/18* (2)	A	L	2-12 (7)

SAINT PAUL'S

Overall: 1-0 (1979)

H: 1-0

Year	Date	Rank	Site	W/L	Score
1979	3/20		H5	W	15-2

SAINT PETER'S

Overall: 3-0 (2000)

H: 3-0

Year	Date	Rank	Site	W/L	Score
2000	2/12 (1) Richmond, Va.		W		8-2
2000	2/12 (2) Richmond, Va.		W		25-7
2000	2/13 Richmond, Va.		W		11-3

SAN DIEGO UNIVERSITY

Overall: 1-3 (2007)

A: 1-3

Year	Date	Rank	Site	W/L	Score
2007	2/15	#18	A	L	4-5 (11)
2007	2/16	#18	A	W	6-4 (10)
2007	2/17	#18	A	L	13-20
2007	2/18	#18	A	L	2-8

SCRANTON

Overall: 1-0 (1989)

H: 1-0

Year	Date	Rank	Site	W/L	Score
1989	3/29		H2	W	17-1

SETON HALL

Overall: 1-5 (1994-2009)

H: 1-5

Year	Date	Rank	Site	W/L	Score
1994	3/19 (1)		H2	L	4-6
1994	3/19 (2)		H2	L	6-12
1994	3/20		H2	L	8-10
2008	2/29		H2	W	8-3
2008	3/2		H2	L	1-4
2009	3/10		H2	L	0-7

SHIPPENSBURG

Overall: 7-2 (1979-91)

H: 7-2

Year	Date	Rank	Site	W/L	Score
1979	3/16		H5	W	14-7
1981	3/20 (1)		H5	L	1-6
1981	3/20 (2)		H5	W	5-4
1981	3/21 (1)		H5	L	4-5
1981	3/21 (2)		H5	W	6-0
1990	3/2		H2	W	13-12
1991	2/23 (1)		H2	W	4-1
1991	2/23 (2)		H2	W	3-2 (8)
1991	2/24		H2	W	14-5

SIENA

Overall: 3-0 (1973-99)

H: 2-0, N: 1-0

Year	Date	Rank	Site	W/L	Score
1973	4/24 (1)		H3	W	3-2
1973	4/24 (2)		H3	W	6-5
1999	2/21		N17	W	13-0

SOUTH ALABAMA

Overall: 0-4 (1989-98)

Post: 0-4, N: 0-4

Year	Date	Rank	Site	W/L	Score
1989	5/17*		N7	L	5-6
1991	5/15*		N7	L	0-11
1998	5/21%		N15	L	1-2

1998	5/24%		N15	L	0-6
------	-------	--	-----	---	-----

SOUTH CAROLINA

Overall: 0-3 (2001-02)

Post: 0-1, A: 0-1, N: 0-2

Year	Date	Rank	Site	W/L	Score
2001	2/9		N16	L	2-7
2002	2/22	#4	N21	L	3-5
2002	5/31%	#5	A	L	3-6

SOUTH DAKOTA STATE

Overall: 1-0 (2016)

N: 1-0

Year	Date	Rank	Site	W/L	Score
2016	2/27		N17	W	14-8

SOUTH FLORIDA

Overall: 10-8 (1986-2023)

Year	Date	Rank	Site	W/L	Score
1986	5/13*		A	L	4-13
1988	5/18*		N5	W	11-10
1989	5/18*		N7	L	5-9
1992	4/17*		H2	W	14-5
1992	4/18*		H2	W	5-3
1992	4/19*		H2	W	9-1
1993	5/14*		A	L	1-7
1993	5/15*		A	W	2-0
1993	5/16*		A	L	5-6
1994	3/25*		H2	L	7-8
1994	3/26* (1)		H2	W	16-3
1994	3/26* (2)		H2	W	5-4
1995	5/12*		A	L	0-9
1995	5/13*		A	W	6-5
1995	5/14*		A	L	7-14
2023	3/24		A	W	18-3
2023	3/25		A	L	0-9
2023	3/26		A	W	25-15

SOUTHEASTERN MASSACHUSETTS

Overall: 2-1 (1979-85)

H: 2-1

Year	Date	Rank	Site	W/L	Score
1979	3/17		H5	W	3-0
1980	3/25		H5	L	3-8
1985	3/12		H12	W	23-3

SOUTHERN CONNECTICUT

Overall: 2-3 (1969-76)

H: 2-3

Year	Date	Rank	Site	W/L	Score
1969	4/3		H3	L	4-5
1971	4/10		H	L	8-10
1973	4/6		H3	W	7-4
1975	3/21		H3	L	4-18
1976	3/19		H3	W	9-0 (FF)

SOUTHERN MAINE

Overall: 1-0 (1987)

H: 1-0

Year	Date	Rank	Site	W/L	Score
1987	4/2		H2	W	15-1

SOUTHERN MISS

Overall: 4-9 (1992-95)

Year	Date	Rank	Site	W/L	Score
1992	3/13*		H2	W	7-0
1992	3/14*		H2	W	9-6
1992	3/15*		H2	L	3-6
1993	4/3* (1)		A	L	4-7
1993	4/3* (2)		A	W	11-9
1993	4/4*		A	L	1-3
1994	4/30* (1)		H2	L	0-10
1994	4/30* (2)		H2	W	5-4
1994	5/1*		H2	L	0-8
1994	5/20*		N10	L	6-8
1995	4/7*		A	L	5-15
1995	4/8*		A	L	6-10
1995	4/9*		A	L	5-6

SOUTHWEST TEXAS STATE

Overall: 0-2 (1995)

A: 0-2

Year	Date	Rank	Site	W/L	Score
1995	3/11		A	L	13-17

1995	3/12		A	L	3-9
------	------	--	---	---	-----

SOUTHWESTERN LOUISIANA

Overall: 1-0 (1992)

Post: 1-0, N: 1-0

Year	Date	Rank	Site	W/L	Score
1992	5/23%		N9	W	12-5

TEMPLE

Overall: 5-2 (2012-14)

Conf: 1-2, H: 5-2

Year	Date	Rank	Site	W/L	Score
2012	3/6		H2	W	6-3
2013	4/12*		H2	W	2-1
2013	4/13*		H2	L	1-5
2013	4/14*		H2	L	3-4
2014	3/1 (1)		H2	W	5-2
2014	3/1 (2)		H2	W	10-0
2014	3/2		H2	W	14-5

TENNESSEE

Overall: 0-1 (2001)

N: 0-1

Year	Date	Rank	Site	W/L	Score
2001	2/10		N16	L	6-10

TEXAS

Overall: 1-8 (1992-2008)

Post: 1-2, A: 1-8

Year	Date	Rank	Site	W/L	Score
1992	5/22%	#5	A	L	0-2
1992	5/25% (1)	#5	A	W	4-2
1992	5/25% (2)	#5	A	L	3-12
1995	3/10		A	L	3-10
1995	3/13		A	L	2-12
1995	3/14		A	L	4-6
2008	2/22	#16	A	L	2-6
2008	2/23	#16	A	L	4-17
2008	2/24	#16	A	L	2-10

THE CITADEL

Overall: 5-1 (1984-2013)

Post: 1-0, A: 4-1, N: 1-0

Year	Date	Rank	Site	W/L	Score
1984	3/4		A	W	8-2
1997	2/9		A	W	6-2
1998	5/23%		N15	W	3-2 (11)
2001	2/11		A	L	4-8
2013	3/2		A	W	11-6
2020	3/11		A	W	8-4

TOLEDO

Overall: 0-1 (2025)

H: 0-1

Year	Date	Rank	Site	W/L	Score
2025	2/28		H2	L	2-6

TOWSON

Overall: 32-22 (1970-2021)

Conf: 17-7, Post: 3-1

H: 19-13, A: 10-8, N: 3-1

Year	Date	Rank	Site	W/L	Score
1970	3/27		H	L	2-17
1971	4/3		H	W	17-5
1972	4/6		H3	W	7-2
1973	4/13		A	L	4-12
1974	4/8 (1)		H3	W	3-2
1974	4/8 (2)		H3	L	6-1
1976	4/10 (1)		H3	L	9-10
1976	4/10 (2)		H3	L	1-6
1981	4/25		H5	L	7-8
1981	4/26		H5	L	2-4
1982	4/18		H14	L	7-14
1983	4/5		A	L	4-11
1984	4/17		H12	L	8-10
1985	4/18		A	W	10-6
1986	4/3		H2	W	7-3
1988	5/26%		N6	L	2-4
1989	3/10		H2	W	5-0
1991	3/15 (1)		H2	W	11-0
1991	3/15 (2)		H2	L	5-10
1992	4/24		A	L	3-5
2002	3/22		H2	W	5-4
2002	4/3		A	L	1-7
2004	4/16*		H2	L	4-6
2004	4/17*		H2	W	19-3
2004	4/18*		H2	W	7-2

2005	3/25*		A	W	12-9
2005	3/26*		A	L	9-11
2005	3/27*		A	W	6-3
2005	5/25*		N17	W	6-5
2005	5/28*		N17	W	13-6
2006	3/10*		H2	W	6-4
2006	3/11*		H2	W	10-4

UNC ASHEVILLE

Overall: 1-0 (2013)

N: 1-0

Year	Date	Rank	Site	W/L	Score
2013	3/1		N16	W	12-1

UNC GREENSBORO

Overall: 0-2 (1997)

H: 0-1, A: 0-1

Year	Date	Rank	Site	W/L	Score
1997	2/25		A	L	6-7
1997	4/17		H2	L	2-20

UNCW

Overall: 34-54 (1971-2021)

Conf: 21-28, Post: 6-6

H: 12-14, A: 19-38, N: 3-2

Year	Date	Rank	Site	W/L	Score
1971	4/12		H	L	5-6
1971	4/13		H	W	6-2
1977	3/10		A	L	3-8
1991	3/31 (1)		H2	W	3-0
1991	3/31 (2)		H2	W	5-0
1992	2/22 (1)		A	L	0-3
1992	2/22 (2)		A	W	4-0
1993	2/20 (1)		A	L	7-9
1993	2/20 (2)		A	L	6-9
1993	2/21		A	L	0-4
1994	5/13		H2	L	0-5
1994	5/14		H2	W	6-3
1995	2/19 (1)		A	L	5-7
1995	2/19 (2)		A	L	1-2
1996	4/27* (1)		A	L	4-11
1996	4/27* (2)		A	W	6-5 (8)
1996	4/28*		A	L	4-10
1997	4/26* (1)		A	W	8-7
1997	4/26* (2)		A	W	9-4
1997	5/13^	N13	L		10-11
1998	3/7* (1)		H2	W	6-4
1998	3/7* (2)		H2	W	7-3
1999	3/26*		A	W	9-1
1999	3/27*		A	W	9-2
1999	3/28*		A	L	1-4
1999	5/19^	N13	W		4-1
2000	3/24*		H2	L	1-5 (11)
2000	3/25*		H2	W	11-0
2000	3/26*		H2	L	5-9
2001	3/23*		A	W	6-3
2001	3/24*		A	W	8-1
2001	3/25*		A	L	1-9
2002	5/16*		A	W	2-1 (10)
2002	5/17*		A	W	4-2
2002	5/18*		A	L	3-8 (7)
2002	5/21^	N19	W		4-3
2003	3/22* (1)		H2	W	4-1
2003	3/22* (2)		H2	L	1-3 (8)
2003	3/23*		H2	W	10-1
2003	5/24^	N19	W		13-10
2004	5/14*		H2	L	0-3
2004	5/15*		H2	L	3-12
2004	5/16*		H2	L	3-5
2004	5/27^		A	L	3-12
2005	5/14*		A	L	5-17
2005	5/15*		A	L	1-4
2005	5/16*		A	L	4-14
2006	4/28*		H2	L	2-6
2006	4/29*		H2	W	7-2
2006	4/30*		H2	W	8-5
2006	5/25^		A	L	2-8
2006	5/27^		A	W	14-7
2006	5/28^		A	L	6-7
2007	3/9*		A	W	13-3
2007	3/10*		A	L	0-3
2007	3/11*		A	L	3-5
2007	5/23^		A	W	4-3
2008	3/28*		H2	L	4-17
2008	3/29*		H2	L	2-3
2008	3/30*		H2	L	5-6
2009	3/20*	#27	A	W	18-11
2009	3/21*	#27	A	L	2-5
2009	3/22*	#27	A	L	0-9
2010	4/30*		A	W	4-3
2010	5/1*		A	L	5-10
2010	5/2*		A	L	3-7
2010	5/29^ (1)		A	L	0-10
2010	5/29^ (2)		A	W	7-5 (12)
2011	5/19*		A	L	2-3
2011	5/20*		A	W	15-6
2011	5/21*		A	L	7-9
2012	3/23*		H2	L	6-9

2012	3/24*		H2	W	5-4 (12)
2012	3/25*		H2	L	0-4
2012	5/24^	N26	L		5-8
2013	3/8		A	L	3-9
2013	3/9		A	L	2-7
2013	3/10		A	L	2-3
2014	3/8		A	L	2-4
2014	3/9 (1)		A	W	4-2
2014	3/9 (2)		A	W	14-8
2016	2/28		A	L	4-11
2017	3/17		A	L	4-5
2017	3/18		A	L	4-10
2017	3/19		A	L	1-10
2021	2/20		A	L	4-5
2021	2/21 (1)		A	L	1-4
2021	2/21 (2)		A	L	5-9

USC (CALIF.)

Overall: 1-1 (1998-99)

Post: 1-1, A: 0-1, N: 1-0

Year	Date	Rank	Site	W/L	Score
1998	5/22%	#6	N15	W	14-4
1999	5/28%	#14	A	L	0-10

USC UPSTATE

Overall: 2-0 (2019)

A: 2-0

Year	Date	Rank	Site	W/L	Score
2019	2/24 (1)		A	W	7-4
2019	2/24 (2)		A	W	14-2

UTSA

Overall: 0-1 (1995)

A: 0-1

Year	Date	Rank	Site	W/L	Score
1995	3/15		A	L	2-5

VERMONT

Overall: 1-3 (1981-88)

H: 1-3

Year	Date	Rank	Site	W/L	Score
1981	3/29 (1)		H4	L	6-7
1981	3/29 (2)		H4	L	5-9
1988	3/14 (1)		H2	W	9-6
1988	3/14 (2)		H2	L	3-7 (8)

VIRGINIA

Overall: 24-52 (1979-2025)

Post: 0-1, H: 15-19, A: 8-33, N: 1-0

Year	Date	Rank	Site	W/L	Score
1979	4/15		A	L	4-17
1979	4/20		H4	W	14-3
1980	3/20		A	W	15-8
1981	4/10		A	L	6-7
1981	4/15		H4	W	10-7
1982	4/1		A	L	15-16
1982	5/1		H8	L	1-17
1983	3/5 (1)		A	L	8-11
1983	3/5 (2)		A	L	4-5
1984	3/27		A	L	1-3
1985	3/5		A	L	6-7
1985	3/27		A	L	7-9
1986	3/20		A	L	6-7
1987	3/4		A	L	1-6
1987	4/23		H2	L	6-13
1989	3/1		A	W	6-2
1989	5/2		H2	W	6-2
1990	3/7		A	L	8-15
1991	2/27		A	L	2-7
1991	3/1		H2	W	5-0
1992	4/6		H2	L	4-5 (10)
1993	2/24		A	L	4-8 (8)
1993	2/25		H2	W	8-4
1994	2/20		H2	W	7-6
1994	4/26		A	L	1-9
1995	2/22		H2	W	4-2
1995	3/22		A	L	3-9
1996	2/21		A	L	7-9
1996	4/29		H2	L	3-5
1997	4/22		A	L	7-11
1997	4/29		H2	L	2-5
1998	3/31		A	W	6-3
1998	4/28		H2	L	7-11
1999	2/14		N16	W	7-2
1999	4/7		A	L	1-14
1999	4/20		H2	W	4-2
2000	3/6		H2	L	7-8
2001	2/28		H2	W	7-6 (11)
2001	3/20		A	W	8-2

2002	2/26		A	W	13-7
2002	3/27		H2	W	6-1
2003	4/29		H2	W	5-3
2003	5/12		A	W	7-1
2006	2/21		A	L	1-7
2007	4/10	#5	H2	L	1-8
2007	5/1	#3	A	L	4-5
2008	3/25		A	L	3-5
2009	4/21	#11	H2	L	1-8
2009	5/12		A	L	1-4
2010	5/4	#1	A	L	5-10
2010	6/4%	#1	A	L	4-15
2011	5/3		H2	L	3-14
2012	4/25		H2	L	5-7
2013	4/30	#7	H2	L	3-11
2013	5/14	#7	A	L	3-17
2014	4/22	#1	H2	L	4-5 (10)
2014	5/13	#1	A	L	3-12
2015	3/31		H2	L	3-5
2016	4/5	#14	H2	W	7-5
2016	4/20		A	W	11-5
2017	3/29	#18	H2	L	2-4
2017	4/11	#12	A	L	4-9
2018	3/28		H2	W	11-3
2018	5/1		A	L	0-2
2019	4/30		H2	L	2-3
2019	5/14		A	L	7-8
2021	4/20		H2	W	5-3
2021	5/4		A	W	7-5
2022	4/19	#8	H2	W	9-7 (10)
2022	5/4	#12	A	L	6-12
2023	4/18	#8	H2	L	6-19
2023	5/2	#21	A	L	6-11
2024	4/9	#11	A	L	4-8
2024	4/30	#11	H2	L	4-8
2025	4/8		H2	L	0-13 (7)
2025	4/29		A	L	8-9

VMI

Overall: 47-10 (1979-2023)

H: 26-6, A: 21-4

Year	Date	Rank	Site	W/L	Score
1973	4/19		H3	L	2-11
1979	4/18 (1)		H4	W	5-2
1979	4/18 (2)		H4	W	4-3
1981	4/28 (1)		A	W	17-8
1981	4/28 (2)		A	W	14-10
1982	3/31 (1)		H4	W	9-8 (8)
1982	3/31 (2)		H4	W	9-3
1983	3/23		A	W	7-3
1985	3/26		A	L	4-6
1986	3/4		H9	W	7-6
1989	3/3		H2	W	4-3 (10)
1991	3/2		A	W	11-3
1992	4/2		A	W	9-2
1992	4/7		H2	W	7-6
1993	4/20		A	W	14-11
1994	2/25		A	W	9-7
1994	4/20		H2	W	6-1
1995	2/21		H2	W	7-6 (11)
1995	4/4		A	W	13-11
2001	3/13		H2	W	7-0
2001	5/2		A	W	13-5
2002	4/24		H2	W	5-0
2003	4/22		H2	W	1-0
2004	4/20		H2	W	5-4
2006	5/10		H2	W	8-6
2007	3/27		A	L	3-5
2007	4/24		H2	L	1-3
2008	4/8		A	W	5-3
2009	3/31		H2	W	17-8
2009	4/8		A	W	9-3
2010	4/20		A	W	11-4
2010	4/28		H2	W	7-3
2011	4/19		H2	W	4-2
2012	4/10		H2	W	18-1
2					

1998	4/27	H2	W	13-5	
1999	4/1	H2	W	8-7	
1999	5/12	A	L	5-6 (10)	
2000	4/11	A	W	5-0	
2001	3/27	H2	W	3-2 (11)	
2001	5/10	A	W	7-3	
2002	3/13	H2	W	8-0	
2002	5/15	A	L	2-3	
2003	5/14	A	W	12-5	
2004	3/23	H2	L	1-5	
2004	5/18	A	W	3-2	
2005	4/5	H6	L	9-19	
2005	4/15	A	L	1-2	
2005	4/16	A	W	5-3	
2005	4/17	A	W	7-3	
2006	3/22	H2	L	6-8 (12)	
2006	5/2	A	L	4-10	
2007	3/6	H2	W	9-4	
2008	4/9	A	L	1-9	
2013	4/2	#22	A	L	5-11
2014	3/12	A	W	21-14	
2014	4/8	H2	W	11-6	
2021	3/9	#18	A	L	9-10
2021	3/10	#18	A	W	10-7
2025	3/18	A	L	2-13 (7)	
2025	4/22	H2	L	5-6	

VIRGINIA WESLEYAN

Overall: 9-3 (1980-91)
H: 5-0, A: 3-3, N: 1-0

Year	Date	Rank	Site	W/L	Score
1980	4/7		H5	W	18-7
1980	4/26		N1	W	6-4
1983	4/23		A	W	11-2
1984	3/18		A	W	6-1
1985	4/10		A	L	6-7
1985	5/1		A	L	3-4
1986	3/23		H2	W	6-0
1986	4/12		A	L	3-10
1987	4/8		H2	W	10-1
1988	4/15		H2	W	22-0
1988	4/17		A	W	14-5
1991	3/11		H2	W	15-1

WAGNER

Overall: 12-1 (2003-20)
H: 12-0, N: 0-1

Year	Date	Rank	Site	W/L	Score
2003	3/8 (1)		H2	W	14-2
2003	3/8 (2)		H2	W	5-1
2003	3/9		H2	W	5-1
2003	3/10		H2	W	12-0
2007	3/23		H2	W	16-6
2007	3/24		H2	W	10-9 (10)
2007	3/25		H2	W	8-5
2010	3/13		N24	L	6-10
2013	3/11		H2	W	11-8
2016	3/11		H2	W	3-2
2016	3/12		H2	W	9-5
2016	3/13		H2	W	4-3
2020	3/1		H2	W	20-6

WAKE FOREST

Overall: 6-8 (1982-2024)
Post: 1-0, H: 4-1, A: 1-7, N: 1-0

Year	Date	Rank	Site	W/L	Score
1982	3/11		A	L	10-15
1985	4/12		H8	L	9-15
1988	4/29		H2	W	4-2
1990	4/25		A	W	13-8
1998	3/4		A	L	3-6
1999	4/21	#16	H2	W	6-5
2000	3/7		A	L	3-13
2001	3/14	#25	H2	W	10-9
2002	5/12	#3	A	L	9-11
2003	5/11		H2	W	5-4
2004	4/27		A	L	1-7
2015	2/14		A	L	0-1
2022	2/20		A	L	4-6
2024	5/31%	#22	N43	W	1-0

WEST VIRGINIA

Overall: 3-1 (2018-23)
H: 1-1, N: 2-0

Year	Date	Rank	Site	W/L	Score
2018	2/23		N37	W	6-2 (11)
2018	2/24		N37	W	8-5
2020	2/28		H2	W	4-1
2023	3/4		H2	L	5-8

WESTERN CAROLINA

Overall: 4-2 (1997-24)
Post: 1-1, N: 4-2

Year	Date	Rank	Site	W/L	Score
1997	2/8		N14	L	6-11
2003	5/30%		N23	W	6-0
2003	5/31%		N23	L	0-2
2018	5/18		N38	W	5-4
2018	5/19		N38	W	11-1 (8)
2024	3/7		N41	W	5-2

WESTERN KENTUCKY

Overall: 1-6 (1988-2010)
Post: 1-0, H: 0-3, A: 1-3

Year	Date	Rank	Site	W/L	Score
1988	5/20^A		A	W	4-3
2009	3/27		A	L	9-11
2009	3/28		A	L	7-20
2009	3/29		A	L	8-12
2010	3/19		H2	L	4-19
2010	3/20		H2	L	3-15
2010	3/21		H2	L	4-9

WESTERN MARYLAND

Overall: 3-1 (1969-71)
H: 3-1

Year	Date	Rank	Site	W/L	Score
1969	3/28		H3	L	0-4
1969	3/29		H3	W	4-2
1971	3/21 (1)		H	W	6-2
1971	3/21 (2)		H	W	7-1

WESTERN MICHIGAN

Overall: 1-0 (2024)
N: 1-0

Year	Date	Rank	Site	W/L	Score
2024	3/7		N41	W	9-7 (11)

WESTFIELD STATE

Overall: 0-4 (1975)
H: 0-4

Year	Date	Rank	Site	W/L	Score
1975	3/27 (1)		H3	L	4-7
1975	3/27 (2)		H3	L	1-4
1975	3/28 (1)		H3	L	6-8
1975	3/28 (2)		H3	L	2-14

WILLIAM & MARY

Overall: 60-45-1 (1969-2025)
Conf: 29-20, Post: 4-3
H: 31-17, A: 25-25-1, N: 4-3

Year	Date	Rank	Site	W/L	Score
1969	3/15 (1)		A	L	2-9
1969	3/15 (2)		A	T	5-5 (6)
1970	3/14 (1)		A	W	7-4
1970	3/14 (2)		A	L	0-1 (8)
1972	3/21		H3	L	2-6
1977	3/24		A	L	7-8
1977	4/6		H4	W	14-7
1978	4/13*		A	L	2-4
1978	4/24*		H4	W	7-3
1979	4/17*		A	L	4-8
1979	4/24*		H4	W	4-0
1980	4/15		H5	W	13-2
1980	4/20 (1)		A	L	0-3
1980	4/20 (2)		A	W	2-0
1981	4/23		H14	W	8-1
1981	4/27		A	L	3-4
1982	4/13		H4	L	11-14
1983	3/3		A	L	5-7
1984	2/29		A	L	2-6
1984	4/3		H10	W	13-6
1985	2/28		A	L	7-8
1985	3/11		H12	W	5-2
1986	4/24		H9	W	7-6 (7)
1987	3/5		A	W	8-0
1988	2/27		H2	L	0-2
1990	3/28		H2	L	3-5
1991	4/23		A	W	6-4
1992	4/23		A	L	1-6
1992	5/2		H2	W	8-2
1993	4/7		H2	W	7-5
1993	5/1		A	L	8-13
1994	3/17		H2	L	4-13
1994	5/8		A	W	8-3
1995	4/20		A	W	10-3
1996	4/16		H2	W	6-5
1997	4/5* (1)		H2	L	6-17

1997	4/5* (2)		H2	W	9-1
1997	4/6*		H2	W	8-5
1997	5/5		A	W	3-2
1997	5/16^A		N13	L	6-9
1998	4/25* (1)		A	W	9-6
1998	4/25* (2)		A	W	5-2
1998	4/26*		A	W	7-2
1998	5/12^A		N13	W	7-4
1999	4/24* (1)		H2	W	5-4 (12)
1999	4/24* (2)		H2	W	9-4
1999	4/25*		H2	W	8-5
2000	4/21*		A	L	9-10
2000	4/22*		A	L	7-9
2000	4/23*		A	W	10-3
2000	4/26		H2	W	3-1
2000	5/20^A		N19	W	14-13
2001	2/20		A	W	5-3
2001	4/20*		H2	L	2-3 (10)
2001	4/21*		H2	W	10-9 (16)
2001	4/22*		H2	L	0-6
2001	5/17^A		N19	L	3-8
2002	2/13		A	L	2-6
2002	4/12*		H2	W	7-3
2002	4/13*		H2	L	7-8 (11)
2002	4/14*		H2	W	4-2
2002	5/22^A		N19	L	0-1
2002	5/24^A		N19	W	11-5
2003	4/12* (1)		A	W	16-1
2003	4/12* (2)		A	L	0-2
2003	4/13*		A	L	4-5
2004	2/25		H2	L	1-12
2004	4/30*		A	W	8-1
2004	5/1*		A	W	9-3
2004	5/2*		A	W	9-7 (10)
2004	5/26^A		N17	W	4-3
2005	4/8*		H6	W	14-4
2005	4/9*		H6	W	6-4
2005	4/10*		H6	L	9-12
2006	4/14*		A	W	5-3
2006	4/15*		A	L	6-10
2006	4/16*		A	L	0-9
2007	4/20*		H2	W	13-8
2007	4/21*		H2	W	5-4
2007	4/22*		H2	W	8-7
2008	4/18*		A	L	4-8
2008	4/19* (1)		A	L	6-8
2008	4/19* (2)		A	L	7-13
2010	4/2*		H2	L	2-15
2010	4/3*		H2	W	6-5 (10)
2010	4/4*		H2	W	1-0
2011	4/22*		A	L	2-4
2011	4/23*		A	L	3-8
2011	4/24*		A	W	8-6
2012	4/20*		H2	L	3-4 (11)
2012	4/21* (1)		H2	W	7-4
2012	4/21* (2)		H2	W	5-4
2016	4/13		A	W	12-5
2017	4/4		H2	L	1-5
2018	2/20		A	W	4-3
2019	3/19		H2	L	3-7
2021	3/26	#25	A	W	8-6
2021	3/27 (1)		H2	W	6-3
2021	3/27 (2)		H2	W	9-4
2021	4/13		A	W	8-3
2022	3/29		A	W	4-2
2022	4/26		H2	L	6-11
2023	4/11		A	L	12-13
2024	3/26		H2	L	3-6
2024	4/2		A	W	9-5
2025	4/1		A	W	16-4 (8)

WILLIAM PATERSON (N.J.)

Overall: 2-2 (1972-73)
H: 2-2

Year	Date	Rank	Site	W/L	Score
1972	3/26 (1)		H3	L	2-5
1972	3/26 (2)		H3	W	5-4
1973	3/25 (1)		H3	L	1-2
1973	3/25 (2)		H3	W	7-3

WILMINGTON COLLEGE (DEL.)

Overall: 4-4 (1973-76)
H: 2-2, A: 2-2

A

Tim Abbott	1985
Luis Abbruzzo	2007
Nick Abrahamson	2011-12
Hunter Absher	2013
Cody Acker	2013-16
Bo Acors	1999-2002
Trent Adelman	2024-Pres.
Alex Aguila	2020
Barry Albert	1975, 77
Josh Alford	2009-12
Jack Alkire	2016-19
Tim Allen	2000
Kent Allen	1984
Dave Allen	1970
Logan Amiss	2019-23
Nate Anderson	2005-06
Jim Anderson	1970-71
Jack Anderson	1970-71
Butch Anderson	1969
Robbie Andrews	2007-10
Dave Anselmo	1983-86
Jake Anthony	1996-99
Nick April-Gath	2025
Josh Arteaga	2001
Jay Ashcraft	1994-97
Anthony Askey	2008-09
Nick Atkinson	2016
Neal Atkinson	1983
Kyle Atrat	2004
Dylan Auker	2011
James Austin	1984-86
Chris Ayers	2011-14

B

Curtis Bafus	2018-19
Bill Bailey	1969-72
Scott Banton	1986-89
Keith Banton	1985-88
Fred Barber	1973-75
Ryan Barden	1998
Tim Barker	1987-89
Calvin Barner	1976-79
Devan Barnett	2021-23
Chad Baumann	1999-2001
Cory Bauswell	1998-2001
Ronnie Baxter	1984
Tim Beamer	1979-81
William Bean	2023-24
Mike Bell	1990-93
Zac Bellinger	2012
David Benson	2011
Cooper Benzin	2019-24
Daane Berezio	2015-18
Luke Berry	1993
Chad Berryman	1997-98
Evan Bert	2023-24
Dan Black	2013-14
Thai Blackburn	2005
Barry Blake	2000
Matt Blanchard	2014-15
Carl Blue	1998
Teddy Blumenauer	2018
Rhett Bochette	1981-82
Jared Boiden	2006-08
Ed Bongard	2002
Brad Bonney	2006-08
Griffin Boone	2021-24
Tommy Boothe	1987-90
Jeff Bounds	1993-94
Bo Bowers	1969
Gavyn Boyle	2023
Nate Boyle	2020
Chuck Boyle	1980
Tom Bradley	1991
David Brandt	1978-80, 82
Jamie Brewington	1990-92
Bill Britton	1970-71
Michael Brogan	1983
Ethan Brooks	2023-24
Hogan Brown	2018-21
Robert Bruno	1993
Adam Bryant	1991-94
Tony Bryant	1987
Mike Bryant	1984
Tyler Buckley	2013-15
Joe Bugas	2014
James Bunn	2013-16
Taylor Buran	2011-13
Matt Burch	1996-98

Terry Burrell	1983
Sonny Burton	1991
Bob Busch	1975-77
Chris Bynum	1981
Jason Byrd	1990

C

Ian Caballero	1998-99
Michael Caddell	2010-11
Ryan Caldwell	2008-11
Ted Caldwell	1983
John Callis	1986-89
Cooper Campbell	2025-Pres.
Todd Campbell	1991-94
Bill Carey	1973-75
Will Carlone	2020-23
Steven Carpenter	2017-21
Darian Carpenter	2014-17
Michael Carpenter	2013-14
John Carpin	1987-88
Tommy Carter	1970-72
Rob Chambers	1996
Kim Chambers	1985-86
Dennis Champagne	1997-98
Derick Champagne	1997
Roger Chance	1976
Michael Cheatham	2008-11
Dale Chenault	1969-71
Evan Chenier	2019-22
Zac Ching	2016-19
Wayne Clark	1977-78
Kelvin Clarke	1982
Don Clatterbough	1969
Ryan Coale	2015
Mark Coates	1972-75
Don Coleman	1976-77
Brett Colley	1981
Eddie Compton	1969-70
Daniel Concepcion	2014-15
Butch Conner	1993
Gregg Conner	1980
J.C. Conway	2006
Brody Cook	2016-17
Everett Cooper	1999-2000
Jeff Cordle	1992
Andre Corpuz	1999
Willie Cosby	1972
Nick Cosentino	2024
Ryan Costello	1999
Elijah Coston	2025
Tyler Coy	2021
Luke Crabb	2016-17
Mark Creasy	1985
Tom Crimi	2013-14
Vernon Crockett	1976-78
Ryan Crosby	2009
Joey Cujas	2011-14
Bill Cullen	2011-14
Brian Curley	2023-24
Eric Curtis	2008
Seth Cutler-Voltz	2009-12
Frank Cvetovac	2002

D

Luckie Dacosta	2000
Kenny Dagenhart	1988-91
Michael Dailey	2016-21
Tyler Davis	2021-22
Matt Davis	2014-16
Marcus Davis	2003-05
Matt Davis	1999-2002
Mark Davis	1999
Mark Davis	1988
Craig Davis	1985-87
Kyras Dawson	2023-24
Phillip Deane	2006-09
Howie Deemer	2007-10
Richard Deitch	1975-76
Mason Delane	2020-23
Tony DellaVecchia	1985-87
David Denton	1994-97
Andrew Dimino	2009-10
Jerry Dipoto	1987-89
Ryan Dixon	1993
Dickie Dixon	1982
Dennis Dobson	1997
Jon Dodd	1975, 77-78
Mike Dolan	1978-81
Sam Donko	2016-17
Chris Dotolo	1987-88
Spencer Douglas	1996

Chuck Downs	1984-85
Charlie Dragum	1987-90
Cade Dressler	2022-Pres.
Shane Dressler	2014-15
Jason Dubois	1998-2000
Benjamin Dum	2016-19
Mark Dunford	1986-89
Devin Dunn	2018-20
Heath Dwyer	2012-15

E

Jonathan Ebersole	2016-17
Tommy Edelblut	2000-04
Patrick Edmondson	1994-95
Brandon Eike	2023-24
Bill Eley	1975
Evan Elliott	2020
Campbell Ellis	2021-24
Kevin Elrod	1998-2001
Cody Eppley	2005-08
Will Epstein	2024-25
Dickie Eramian	1971-74
Nic Ericsson	2020-24
Drengan Erka	2023-24
Doug Estep	2001
Danny Estrada	2025
Nick Evangelista	2020-21
Kwan Evans	2004-08

F

Tom Fahrney	1983
Kevin Faries	2002-03
Pete Farina	2004-05
Bryan Farkas	1997-99
Cordell Farley	1996
Chase Farmer	2003, 05
Logan Farrar	2014-17
Ryan Farrar	2010-13
Bobby Fields	1992-95
Ray Fields	1979-80
Eric Finley	1997
Scott Fisher	2002
Marc Fisher	1998-2001
Toby Fisher	1995
Dave Fitzgerald	1982-85
Danny Flanagan	1987-90
Eric Flick	1988-89
Troy Flinn	1982
Nick Flores	2025-Pres.
Dave Fogg	1978
Phil Forbes V	2024
Mike Ford	1984-85
Warren Foster	1977-78
Barry Fountain	1976-77
Ryan Fox	2017-18
Nick Frazier	2022-23
Chris Freeman	1996
Nick Frers	2024-Pres.
Michael Fritter	1990
Gregory Fujii	2010
Anderson Fulk	2024
Billy Fulwider	1995
Robert Furgurson	1979-81
Maddison Furman	2019-22
Nate Furry	2007-10

G

Freddy Gagnon	1996
Bobby Gardner	1979-81
Rocky Garland	1979-80
Miles Garrett	2025
Chris Garrett	1986-89
Bubba Garrett	1971-72
Alex Gary	2005
George Gay	1969-71
Chris Gerrity	1999-2002
Casey Gibbs	2022-23
Michael Gibbs	2005-06
Thomas Gill	2014-15
Bryan Gillespie	2001-02
Connor Gillispie	2017-19
James Gladden	2023
Cameron Goble	2021
Bill Godsey	1979-81
Brian Goglia	2025
Steve Goldsmith	1969-71
Jack Goleski	2023-25
Joe Gomez	2024-25
Toby Gonzales	1995
Richard Gonzalez	2007-10

Jerome Goodwin	1983, 85
Christian Gordon	2023-24
Eddie Graf	1983-84
Robbie Gragnani	2000-04
Michael Graham	2008-12
Anthony Granato	2003-04
Alex Gransback	2014-17
Kenny Grant	1983
Mark Green	1992
Seth Greene	2010-14
Richard Greenwood	1986
Will Greer	2024
Austin Gregory	2017
Willie Grider	2006
Jaden Griffin	2019-22
Rob Grimes	1989-93
Will Gross	2024
Andre Guardino	1985-86
Terry Guzman	1985

H

Micah Haas	1996-98
Norman Hall	1981
Mike Hanzlik	1989
Chip Harding	1972-73
Dickie Harlow	1972
Larry Harrell	1974
Troy Harris	2004-07
Troy Harris	1986
Wayne Harris	1984
Blake Hauser	2010-12
Michael Haydak	2021-22
Walker Haymaker	2013-16
Kyle Haynes	2010-12
Noah Heisler	2019
Tony Helmick	1987-89
Bruce Henderson	1969-73
Bobby Hendrickson	1984
Michael Henke	1993-95
Will Henson	2025
Brandon Henson	2019-21
John Herlong	1976, 78
Nicky Hertz	1984, 86-87
Liam Hibbits	2018-21
Connor Hicks	2019-21
Brett Hileman	2014-16
Aden Hill	2023-24
Matt Hillis	1985
Eddie Hiner	1987-89
Will Hirsch	2008-09
Chuck Hiter	1983, 85
Buff Hochman	1991-94
Russell Hockaday	1986-87
Jack Hoeymans	2024-25
Sam Hollins	1975-77
Sean Holmes	2007-08
Bobby Holmes	2005-06
Jared Hoover	1999-2000
Melvin Hornsby	1989-92
Daryl Howard	1989
JoJo Howie	2014-15
Walt Huber	1994-95
Brennan Huelse	2010-12
Collin Hughes	2025
Connor Hujsak	2021-22
Justin Humenay	2021-25
Chase Hungate	2022
Braedin Hunt	2021

I

Ethan Iannuzzi	2024
Brandon Inge	1996-98
Bryan Islip	1993
Dylan Isquirdo	2016-17

J

Chris Jackson	2006-08
Joe Jackson	2001-02
Matt Jamer	2014-17
Tommy James	1983
Kevin Jersey	1990-93
Adrian Jimenez	2025
Scott Johnson	1990
Kerry Johnson	1974-75
Jay Johnson	1972
Sam Johnson	1969
Bruce Johnston	1995
Nick Jones	2001-03
T.J. Jones	1998
Robert Jones	1976-77

Lefty Jones	1972, 74-75
John Joseph	1998-2002
Tyler Juhl	2018

K

Charles Kannan	1975
Logan Kanuik	2013-14
John Keene	1973
Brian Kelly	1990-91
Tom Kelly	1972-74
Greg Kemp	1975-76
Pat Kenney	1988
George Kerr	1990
Greg Kerr	1978-79
Jimmy Kerrigan	2015-16
Michael Ketterman	1992-96
David Key	1972
Nick Kime	2010-12
Steve King	1975-77
Nate Kirkpatrick	2025-Pres.
Jason Kittell	2009
Kannon Kleine	2025
Cato Kleinman	2025
Casey Kleinman	2024-25
Ryan Klem	2012
Brooks Knapek	2019-20
Carter Knapek	2019-20
Adam Knically	1986-89
George Koehler	1985-88
Roel Koolen	2003-04
John Korn	1999-2000
E.C. Krevonick	1994-95

L

Mitchel Lacey	2015-18
Haiden Lamb	2015-18
Charles Landen	1979
Bobby Lane	2024-25
Andy Lankford	1995-97
Eric Latura	2001-04
Jacob Lee	2025-Pres.
Bryce Lee	2013-14
Chad Lee	1997
Matt Lees	2012-15
Michael Leishman	2002-03
Luke Lemon	2002
John Lenhard	2010-11
John Leonard	2004-07
Matt Leskiw	2007-10
Jim Lewentowicz	1990-93
Chris Libbey	1995-96
Ben Lindsey	1990-92
Anthony Linhardt	1995-97
Jon Link	2003-04
David Lloyd	1974-77
Tyler Locklear	2020-22
Jason Logan	1994
Harrison Long	2023
Danny Lopaze	2001-03
Craig Lopez	1983-86
Mac Lowery	1969-70
John Lucas	2022
Bob Lutrell	1970-71
Bobby Luttrell	1969
Mike Lyttle	1985-86

M

Vimael Machin	2012-15
Robert Malan	2010-13
Jason Mann	1997
Trevor Marino	2013-14
John Markey	1972-74
Ray Markey	1969-70
Jeffrey Marr	1992-95
Sean Marshall	2001-03
Brian Marshall	2001-03
Davy Martin	1999-2002
Justin Martin	1996-99
Peyton Martin	1995-96
Danny Martin	1988-90
Kyle Martin	1979-81
Maison Martinez	2023-24
Jack Masloff	2020-22
Matt Matheson	2004
AJ Mathis	2022-23
Mick Mattaliano	2004-07
Justin Mattison	2002-03
Gary Mayo	1984
Ryan McAdams	1991
Ronnie McCabe	1982-85

Mac McCarty 2018-19
 Brayden McCollough 2025
 Mark McDonald 2004
 Shaun McEnhimer 2006-08
 James McGrady 2024-25
 Chris McHugh 2024
 Pat McNair 2000
 James McNeal 2001
 Joe Meador 2003-06
 Cla Meredith 2002-04
 David Mervis 2016-17
 Cooper Mickelson 2015-16
 Brent Mikionis 2009-13
 Aiden Milburn 2024
 Eddie Mintz 1993-94
 Sergio Miranda 2005-07
 Ethan Mishra 2022
 Mark Mitchell 1978
 Frank Mitchell 1969-71
 Ed Moffitt 1978
 Brian Mohr 1997-2000
 Chris Molleen 1986-88
 Tag Montague 1991
 Jake Moon 1998
 Max Moore 2025
 Hayden Moore 2017-19
 Brandon Moore 2004
 Eric Moore 1998
 Matt Moore 1991-92
 Mark Morabeto 1994-95
 ML Morgan 2007-10
 Aaron Morgan 2007-10
 Merrill Morgan 1985
 Ricky Morris 1988-91
 Joey Morris 1982
 Ryan Morrison 2011-13
 J.C. Moscicki 2010
 Colby Motley 2025
 Harold Mozingo 2004-06
 Herbie Mulqueen 1999
 Reese Murdaugh 1993-94
 Bill Murray 1978-80

N

Jorge Navarrete 2008
 Eric Neiman 2016-18
 Ben Nelson 2017-18
 Scott Newton 1993
 Paul Nice 2009-12
 Ben Nippolt 2022
 Chip Noe 1977-79
 Brett Norwood 2019-20
 Victor Noto 1997
 John Nowell 1983
 Cam Nuckols 2023-24
 Tommy Nuckols 1992-95

O

Scottie O'Bryan 2022-23
 Sean O'Hare 1982
 Mark O'Leary 1972-73
 Marcus O'Malley 2022
 Nick Octavi 2013-14
 Justin Orenduff 2003-04
 Rigo Orozco 2002
 Clint Osborne 1991
 Doug Otto 2009-10
 Matt Oxner 2016

P

Jose Pabon 2000-03
 Chris Painter 1991-92
 Jim Palma 1978
 Broden Palmer 2025
 Jeff Parrish 2002-04
 Bubba Parrish 1971-74
 Chris Parsons 1988
 Shawn Patterson 1997-98
 Chris Pavlovich 1983-86
 Mike Paynter 1982
 Tim Pearrell 1979-81
 Garrett Pearson 2015-18
 Joah Peck 2000
 Kyle Pelchy 2009-12
 Joey Perkins 2022
 Taylor Perkins 2009-12
Zachary Peters 2023-Pres.
 Don Phillips 1980-83
 Shane Pierce 1993-96
 Hank Piersol 2025

Chris Pierson 1985
 Chris Pinder 1985-87
 Luke Plisker 2007
 Jim Pitts 1970-71
 Caleb Plummer 2021
 Larry Porter 1993-96
 Andrew Powers 2024
 Terry Pratt 1986
 Matt Prendergast 2001-04
 Landon Prentiss 2011-14
 Doug Price 1989-90
 R.W. Pryor 1970-72
 Andrew Puglielli 2019-21

R

Nick Rabat 2015-17
 Drew Ramos 2025
 Chris Rankin 1984
 Derrick Raybon 2010
 Travis Reapsome 2015-16
 Ryan Recio 2022
 Jesse Reid 2008
 Wayne Renfrow 2005
 David Rexrode 1984-87
 Roy Richardson 1981
 Carter Richey 2025
 Gabe Riley 2003
 Barrett Ripley 2003-07
Riley Roarty 2025-Pres.
 Karl Robinson 1976-78
 Jesse Robinson Jr. 2022-23
 Carlos Rodriguez 2006-09
 Jamethro Rogers 1996
 Brian Rojas 1984
 Brendan Roney 2022
 Oliver Round 1993
 Phillipe Roy 2020
 Eddie Royster 1986
 Greg Russell 1987
 Greg Ryan 2020-21
 Sam Ryan 2017-19

S

Jay Sabanosh 1985-86
 Michael Saltz 1989
 Tomas Sanchez 2019
 Macho Santiago 2023
 Ryan Santos 2008
 David Sartain 1989-91
 Erik Sauve 1991-94
 Andrew Schatz 2018-19
 Jimmy Schell 1982
 R.J. Schenk 2008-09
 Ed Schlegel 1985
 Scott Schneider 1997-98
 Art Schoenstadt 2023
 Jack Schroeder 2018-21
 Steve Schultz 1977-80
 Craig Scott 1990-91
 Charles Scott 1978-81
 Bryan Searcy 1994-97
 James Seay 1979
 Greg See 1977-79
 Jacob Selden 2022-23
 Steve Sergeant 1979-81
 Ethan Serrano 2023
 Edwin Serrano 2020-22
 Juan Serrano 1986-89
 Matt Shackelford 1991-92
 Chris Shaklee 2011-12
 Ryan Shavers 2021
 Derek Sheets 1992
 Doug Shifflett 1996
 Jerry Shifflett 1992-95
 Tom Shipley 1971
 Scott Shirley 1999
 Kevin Sickinger 1982
 Josh Simon 2017-21
 Brad Simpson 1996-97
 Dawson Sims 2018
 Jason Sipe 1997-2000
 Buddy Sipple 1972-73
 Scott Sizemore 2004-06
 Dustin Sloan 2003-04
 Bryan Smith 1995
 Brody Smith 1995
 Aaron Smith 1991-92
 Billy Smith 1982-83
 Brandon Snead 1993-96
 Justin Sorokowski 2019-21
 Wayne Spencer 1993-96

Bill Springer 1984
 Tim St. Clair 2005-06
 Paul Stagg 1974-75
 Matt Stallings 2017-20
 Scott Stalnaker 1994-97
 Mike Stancik 2011
 Brad Stephenson 2006
 Stan Stevenson 1979
 Mark Stigall 1981-82
 Ben Stine 2015
 Jordan Storey 2012-14
 Larry Stout 1984
 Darryl Stringfield 2007-09
 Mark Strittmatter 1990-92
 Wes Stumbo 1995
 Spencer Sullivan 2025
 Tannor Sullivan 2018
 Matt Sullivan 1987
 Terry Summerfield 1983-85
 Darrell Surber 1982
 Kyle Sutherland 2011-12
 Paul Swack 2002-04
 Sean Swenson 2025

T

Owen Tappy 2024-25
 Jamie Tarkenton 1991-94
 Justin Tatro 2001
 Alex Taylor 2019
 Buster Taylor 1979
 Bobby Taylor 1971
 Andy Tedeschi 1985-86
 Randy Tennant 1972-74
 Jake Thilges 2023-24
 Ian Thomas 2008-09
 John Thomas 1976-80
 Sean Thompson 2015-18
 Mike Thornton 1983
 Brian Tingen 1995
 Mike Tomes 1996-98
 Richmond Tomlin 1981, 83
 Luke Tronick 2001-02
 Barry Tudor 1981
 J.J. Turner 1990-91
 Jay Tyler 1981-84

U

Brady Underwood 2019
 Brock Upshaw 1999

V

J.P. Vail 2017
 Jimmy van der Veldt 2004
 Joe Van Meter 2008-10
Everett Vaughan 2024-Pres.
 Tony Vaughan 2001
 Hunter Vay 2018-21
 Rusty Vernon 1980-82
 Brooks Vial 2016-17
 Matt Viarengo 1988
 Scott Vidito 1981
 Brock Vitasek 1984
 Chris Vlaslis 1988-91

W

Ron Wade 1975-76
 Brett Walker 2005-08
 Chris Walker 1989-90
 Allan Walker 1971-73
 William Wallace 1992
 Michael Walsh 2024-25
 Justin Walton 2023
 Andrew Ward 2021
 Nick Ward 2015
 Josh Ware 2007-09
 Darryl Warner 1984
 Danny Watkins 2003-05
 Dale Watkins 1980-81
 Danny Watson 2019-21
 Jonathan Watson 2010-11
 Allen Watts 2001
 Jason Wawrzyniak 2002-05
 Larry Weaver 1988
 Bradford Webb 2021
 Billy Webster 1984-87
 Eli Weisner 2024
 Jeff Welch 2015-16
 Seth Werchan 2025
 Jordan Weymouth 2012-13

Cory Whitby 1995-98
 Kyle Whiteside 1990-91
 Charles Whitlock 1979
 John Whitt 1981-82
 B.J. Wickham 2005
 Bill Wieland 2006-07
 Hunter Wilfore 2003-04
 Braxton Wilks 2018
 Brett Willett 2017-20
 Matt Williams 1990-92
 Donnie Williams 1990
 Glenn Williams 1980-82
 Scott Williams 1982
 Gary Williams 1970-71
 Mike Wilmoth 1980-81, 83
 Nolan Wilson 2022
 Dave Wiltshire 1979-81
 Howie Wiltshire 1973
 Robert Windom 1990-91
 Dave Winecoff 1974
 Charlie Winkler 2005
 Barry Winslow 1969
 Tanner Winters 2015-18
 Paul Witt 2017-20
 Blair Wood 1987
 Vernon Word 1983-84
 Jake Wortman 2024
 Justin Wright 2006-09
 Adam Wright 2001
 Billy Wright 1987-88
 Rodney Wright 1981-84
 Mike Wright 1979
 Barky Wright 1975-77
 Isaiah Wyatt 2024

Y

Jeff Yarbrough 1993-94
 Brian Yetter 2025
 Gene Yost 2000
 Austin Younce 2023
 Brett Young 2019-20
 Cody Yount 2013

Z

David Ziara 1988-89
 Devan Zirwas 2023-24
 Jeff Zona 1987-88

Note: Complete official rosters are unavailable prior to 1978

VCU Baseball Legends Hall of Fame honors the accomplishments, contributions and lasting impact of former Rams baseball players, coaches and staff members. The first VCU Baseball Legends class was inducted in 2006, consisting of six names, and has expanded to highlight over 40 VCU baseball greats.

Since the program's inception, hundreds of Rams have upheld the long-standing standard of excellence and shaped the landscape for future generations of Rams. In the last 50 years alone, VCU has produced 15 Major League Baseball players, 57 MLB Draft selections, 14 NCAA tournament appearances, 10 conference tournament championships and seven regular season titles, all while developing Hall of Famers, All-Americans and Conference Players of the Year.


The esteemed list recognizes individuals that were greatly influential during their time with the program, stretching back to the team's inaugural season as Virginia Commonwealth University in 1969 and beyond, when the Richmond Professional Institute squad began to lay the foundation for what would become the prestigious VCU baseball program.

LEGEND	POS.	YEARS AT VCU	INDUCTED
Ed Allen	Coach	1949-74	2008
Jake Anthony	INF	1996-99	Unk.
Jay Ashcraft	OF/INF	1994-97	2018
Bill Bailey	2B/Coach	1969-72; 1976-78	2009
Tim Barker	INF	1987-89	2018
Cory Bauswell	C	1998-2001	Unk.
Bo Bowers	OF	1967-69	2007
Dave Brandt	OF	1978-82	2014
Matt Burch	RHP	1996-98	2009
Don Clatterbough	RHP	1966-69	2007
Mark Coates	SS	1972-75	2008
Matt Davis	OF	1999-2001	2007
Ray Fields	RHP/OF	1979-80	2010
Marc Fisher	RHP	1998-2001	2006
George Gay	INF	1968-71	2006
Rob Grimes	INF	1990-93	2007
Tony Guzzo	Coach	1983-94	2008
Bruce Henderson	C	1970-73	2006
Paul Keyes	Coach	1985-91; 1995-2012	2014
Adam Knicely	C	1986-89	2006
Bobby Luttrell	RHP	1969-70	2008
Ray Markey	RHP	1965-68, 70	2010
Brian Marshall	LHP	2001-03	2009
Sean Marshall	LHP	2001-03	2009
Lou Martin	Coach	1979-82	2009
Davy Martin	RHP/OF	1999-2002	Unk.
Cla Meredith	RHP	2002-04	2008
Sergio Miranda	INF	2005-07	Unk.
Bill Murray	INF	1978-80	Unk.
Justin Orenduff	RHP	2003-04	2024
Donnie Phillips	C	1980-83	Unk.
Jim Pitts	RHP	1970-71	2007
Erik Sauve'	INF	1991-94	2006
Greg See	INF	1977-79	2009
Terry Sisisky	PxP	1980-2008	2006
Scott Sizemore	INF	2004-06	2010
Rusty Vernon	INF/P	1980-82	2017
Billy Webster	OF	1984-87	2007
Matt Williams	LHP/OF	1990-92	2008
Dave Wiltshire	INF	1979-81	2024
Barry Winslow	1B	1966-69	2014
Donnie Wright	C	1960s	Unk.
Jeff Zona	RHP	1987-88	2021



ED ALLEN
Head Coach
1949-75
Induction Year: 2008

- The first head coach in Rams baseball program history
- Inducted into the VCU Athletics Hall of Fame in its inaugural 1989 class and named a VCU Baseball Legend in 2008
- Dedicated 25 years to the program, coaching for both VCU and the Richmond Professional Institute prior to VCU's founding
- Guided the Rams to five winning seasons under the VCU name, including a 17-6 record in 1970
- Coached VCU into its first NCAA Division I season in 1974
- Served as the director of the Department of Physical Education, Athletic Director (1950-67), Head Basketball Coach (1950-67) and Head Baseball Coach (1950-75)
- Got the baseball program started in 1949 and continued to build its foundation as Athletic Director



JAKE ANTHONY
Infielder
1996-99
Induction Year: Unk.

- Named an All-CAA Second Team first baseman in 1999, also tabbed a VaSID All-State honorable mention
- Set the program record with 30 career home runs
- Also set the VCU career record in games played with 228
- Led the Rams with a .412 batting average in 1999, which was the second best single-season mark in program history
- His .525 on-base percentage in 1999 ranked fourth in CAA history
- Helped lead VCU to back-to-back NCAA Regional Appearances in 1998 and 1999
- Remains in the program's top 10 career marks with 250 hits, 181 RBI, 30 home runs and 228 games and fourth in single-season in batting average

Year	AVG.	GP-GS	AB	R	H	2B	3B	HR	RBI	TB	BB	HBP	SO	SLG%	OB%	SF	SH	SB-ATT	E	FLD%
1996	.269	55-47	160	27	43	6	0	4	30	61	22	4	48	.381	.369	1	2	2-2	8	.982
1997	.312	54-54	186	31	58	8	1	9	52	95	25	6	25	.511	.406	2	0	5-5	8	.985
1998	.304	61-61	214	46	65	14	0	9	48	106	30	9	38	.495	.403	5	0	0-2	11	.980
1999	.412	58-58	204	48	84	14	0	8	51	122	29	22	37	.598	.525	2	0	4-7	8	.983
Total	.327	228-220	764	152	250	42	1	30	181	384	106	41	148	.503	.431	10	2	11-16	35	.983



BILL BAILEY
Second Baseman/Head Coach
1969-72, 1976-78
Induction Year: 2009

- Member of the inaugural VCU Rams baseball team in 1969
- Became the first VCU Baseball Alum in program history to also serve as Head Coach (1976-78)
- Started every game at second base from 1969-72
- Singled in winning run during second game of doubleheader sweep against Bridgewater (1969)
- Posted a career-high .360 batting average as a sophomore
- Helped turn four double plays in 1971 victory that snapped UNCW's 15-game win streak, added 2-run single in the 7th inning
- Led the Rams with a .989 fielding percentage in his freshman campaign, committing just one error at second base
- Owned a .975 career fielding percentage
- Inducted into the Central Virginia Softball Hall of Fame in 2005



JAY ASHCRAFT
Infielder/Outfielder
1994-97
Induction Year: 2018

- Two-time All-CAA Second Team selection in 1996/97 at 2B/OF
- Was the ninth VCU player in history to join the 200-hit club
- Set the program record with 825 career at-bats over four years
- Tied program single-game record with 5 stolen bases in 1996
- Finished career ranked second in VCU history with 263 hits, 378 total bases, 48 doubles, 17 triples and 143 walks

- Posted seven single-season marks which landed in the top 10 all-time, including his fifth-most 113 total bases in 1997

- He also ranked third in career runs (188) and games played (222), fifth in RBI (131), tied for fifth in stolen bases (67) and ninth in batting average (.319)

- As a senior, led the Rams in average, hits, doubles and total bases, and tied for the team lead with three triples and 54 games started

Year	AVG.	GP-GS	AB	R	H	2B	3B	HR	RBI	TB	BB	HBP	SO	SLG%	OB%	SF	SH	SB-ATT	E	FLD%
1994	.296	54-53	196	49	58	8	5	2	31	82	35	1	41	.418	.400	3	6	14-19	2	.978
1995	.280	58-56	218	42	61	9	5	2	29	86	40	2	38	.394	.393	2	2	17-23	1	.993
1996	.345	56-56	203	43	70	16	4	1	33	97	37	2	32	.478	.447	2	3	22-28	19	.926
1997	.356	54-54	208	54	74	15	3	6	38	113	31	6	32	.543	.448	3	0	14-17	7	.936
Total	.319	222-219	825	188	263	48	17	11	131	378	143	11	143	.458	.422	10	11	67-87	29	.952



TIM BARKER
Infielder
1987-89
Induction Year: 2018

- Helped lead VCU to its first conference championship and NCAA Postseason appearance in 1988
- Most Outstanding Player in the 1988 Sun Belt Tournament
- Named Sun Belt All-Conference shortstop in 1988
- His .355 career batting average was good for a program record, led the Rams in hitting in 1988 and 1989

- Scored 67 runs in 1988, tying Adam Knically, also that year, for the most runs scored in a single season in program history

- Set the program single-season record with 42 stolen bases in 1988 and finished his career ranked third all-time with 91 stolen bases

- Selected in the sixth round of the 1989 MLB Draft by the Los Angeles Dodgers

Year	AVG.	GP-GS	AB	R	H	2B	3B	HR	RBI	TB	BB	HBP	SO	SLG%	OB%	SF	SH	SB-ATT	E	FLD%
1987	.326	47-47	141	29	46	9	0	3	23	64	30	1	37	.454	.440	3	5	14-15	20	.911
1988	.372	62-62	215	67	80	13	6	3	53	114	36	4	31	.530	.463	4	7	42-47	18	.936
1989	.359	45-45	156	35	56	5	3	1	41	70	34	2	33	.449	.465	6	1	35-37	15	.937
Total	.355	154-154	512	131	182	27	9	7	117	248	100	7	101	.484	.457	13	13	91-99	53	.929



CORY BAUSWELL
Catcher
1998-2001
Induction Year: Unk.


- Helped VCU reach the NCAA Tournament in 3 of his 4 years
- Named to NCAA Baton Rouge Regional All-Tournament team
- Two-time All-CAA selection in 2001 and 1999
- Set the program's career record with 52 doubles
- Finished his career ranked third in VCU history in home runs and RBI and fourth in slugging percentage

- Paced the Rams with 10 home runs and tied for the team lead with a career high 20 doubles in 2001

- As a sophomore, led VCU with 19 doubles and tied for team lead with nine homers

- Drove in the game-tying run in Rams' 3-2 win over Harvard in the 1999 NCAA Tournament

Year	AVG.	GP-GS	AB	R	H	2B	3B	HR	RBI	TB	BB	HBP	SO	SLG%	OB%	SF	SH	SB-ATT	E	FLD%
1998	.223	35-24	94	12	21	4	2	1	16	32	10	0	29	.340	.298	0	1	0-1	4	.967
1999	.309	58-57	204	43	63	19	0	9	53	109	18	14	42	.534	.396	4	1	5-7	5	.988
2000	.287	56-55	202	35	58	13	0	10	54	101	16	7	44	.500	.355	3	0	2-3	4	.988
2001	.313	59-59	214	37	67	20	0	10	58	117	32	3	44	.547	.398	7	2	0-1	4	.991
Total	.293	208-195	714	127	209	56	2	30	181	359	76	24	159	.503	.373	14	4	7-12	17	.987




BO BOWERS
Outfielder
1967-69
Induction Year: 2007

- Member of the inaugural VCU Baseball team in 1969
- One of four players to record an over-.300 average in the first-ever season as the VCU Rams, hitting at a .303 clip in 1969
- Hit an astounding .409 in his first season with the Richmond Professional Institute baseball team (1967)
- Posted a .354 career batting average over three seasons

- Tied for the team lead with seven stolen bases his senior season

- Recognized as a player who excelled in nearly every position in the infield/outfield

- Had a four-hit, three-RBI performance against Southern Connecticut (1969)



DAVE BRANDT
Outfielder
1978-82
Induction Year: 2014

- Played 128 games over four seasons in the Rams' outfield
- Had three game-winning hits in his final season with the Rams, the most on the team
- Drew a team-high 28 walks in 1982
- Paced the VCU offense with five home runs and 34 RBI (1980)
- Finished his career listed on the program leaderboards in

AVG, SLG, OBP, runs and walks

- Ranked in the program's single-season top 10 in batting average, slugging percentage, on-base percentage, runs, hits, total bases, RBI, home runs, walks

Year	AVG.	GP-GS	AB	R	H	2B	3B	HR	RBI	TB	BB	HBP	SO	SLG%	OB%	SF	SH	SB-ATT	E	FLD%
1978	.163	19	49	11	8	1	0	1	6	12	7	0	18	.245	.268	0	1	1-2	0	1.000
1979	.386	26	57	7	22	4	1	0	5	28	11	1	13	.491	.485	1	0	1-4	3	.850
1980	.318	51	154	34	49	6	2	5	34	74	31	2	32	.481	.436	1	1	5-9	8	.892
1982	.306	32	111	21	34	7	2	4	24	57	28	0	22	.514	.443	1	3	4-7	7	.891
Total	.305	128	371	73	113	18	5	10	69	171	77	3	85	.461	.425	3	5	11-22	18	.901



MATT BURCH
Pitcher
1996-98
Induction Year: 2009

- Became the highest June MLB Draft pick in program history, selected at 30th overall in the first round by the Royals
- Second-team All-American selection by three publications
- 1998 co-CAA Player of the Year and two-time All-CAA First Team honoree
- After three years, owned career records with 26 wins, 49 games started, 20 complete games, 331 innings pitched and 288 strikeouts

- His 11 complete games in 1998 is a standing program record

- Set program record with 122 strikeouts in 1998 following his second-most all-time 101 strikeout season in 1997

- Ended his career in the single-season top five seven times with 12 wins, 18 starts, 11 CG ('98) and seven CG ('97), 139 IP, 122 strikeouts ('98) and 101 strikeouts ('97)

- One of just three pitchers in program history with multiple 100-strikeout seasons

Year	ERA	W-L	APP-GS	CG	SHO	SV	IP	H	R	ER	BB	K	BAA	WP	HBP	BK
1996	4.66	6-8	17-15	2	0/1	0	87.0	91	66	45	57	65	.268	2	15	0
1997	4.89	8-6	19-16	7	2/0	0	105.0	107	73	57	66	101	.270	10	13	0
1998	2.59	12-4	18-18	11	2/1	0	139.0	113	50	40	41	122	.224	16	14	0
Total	3.86	26-18	54-49	20	4/2	0	331.0	311	189	142	164	288	.250	28	42	0



DON CLATTERBOUGH
Pitcher
1966-69
Induction Year: 2007

- Member of the inaugural VCU Baseball team in 1969
- Authored VCU's first-ever no-hitter, one of just two no-no's in program history, in a 10-1 victory over Oswego State (1969)
- Inducted into the VCU Athletics Hall of Fame in 2005
- Threw six complete games with a 6-3 record as a senior (1969)
- Paced the pitching staff with a 2.50 ERA in his final season,

leading the team in innings pitched

- Started both ends of a doubleheader sweep at Bridgewater, earning the win in both contests, tossing a two-hit shutout in game one (1969)

- Went 11.1 innings against George Washington in 1969, a single-game record which has been matched only once in VCU history



MARK COATES
Shortstop
1972-75
Induction Year: 2008

- Was an elite defender, never committing more than three errors at shortstop in any one of his four seasons
- Hit a career-best .365 as a sophomore
- Averaged an RBI per game in both junior and senior seasons
- Led/tied for the team lead on the basepaths his last two years
- Posted a .356 batting average his junior season

- As a senior, batted .299 and tallied 20 hits, with a pair of doubles and a triple, and racked up 15 RBI, 13 walks and eight stolen bases

- Collected four RBI, a pair of hits and scored the go-ahead run in the Rams' 5-4 upset victory over undefeated, No. 8 nationally ranked Delaware in 1975, while handling 14 chances without an error



MATT DAVIS
Outfielder
1999-2002
Induction Year: 2007

- Named an All-American Second Team outfielder by ABCA/Rawlings, Baseball America and Louisville Slugger/Collegiate Baseball (2001)
- Earned both CAA Player of the Year and CAA Defensive Player of the Year honors in 2001
- Two-time All-CAA First Team selection in 2000 and 2001

- VaSID All-State Player of the Year (2001) and two-time VaSID first-team All-State selection in 2000 and 2001
- Just the second player in program history with a 90-hit season, accomplished the feat twice in his career
- Holds all-time program records with 241 games played, 245 runs and 907 at-bats
- Set single-season runs record in back-to-back years with 70 in 2000 and 84 in 2001

Year	AVG.	GP-GS	AB	R	H	2B	3B	HR	RBI	TB	BB	HBP	SO	SLG%	OB%	SF	SH	SB-ATT	E	FLD%
1999	.258	58-52	186	43	48	2	3	0	16	56	24	4	29	.301	.349	4	7	12-18	2	.981
2000	.381	61-61	244	70	93	15	2	0	22	112	39	6	23	.459	.476	1	4	27-36	1	.994
2001	.396	60-60	227	84	90	7	2	3	26	110	45	9	17	.485	.512	0	2	49-59	0	1.000
2002	.248	62-60	250	48	62	7	3	0	29	75	25	9	21	.300	.336	2	2	34-37	1	.992
Total	.323	241-233	907	245	293	31	10	3	93	353	133	28	90	.389	.422	7	15	122-150	4	.993



RAY FIELDS
Pitcher/Outfielder
1979-80
Induction Year: 2010

- Tossed a complete game in 7-1 victory against nationally ranked and College World Series participant St. John's (1980)
- Finished his career with a program record nine complete games, which remains in the top 10 today
- Set the single-season win record with five in 1980
- Produced a single-game-record 12 strikeouts against Charlotte, earning the win in VCU's first Sun Belt Tournament appearance

- Led the Rams in 1980 with 74 innings of work and just 17 walks
- His program-record 2.55 ERA in 1980 ranked among VCU's top 10 until 2008
- In a 7-6 win at Catholic, got out of a jam in the ninth to send the contest to extra innings and belted the game-winning home run in the top of the 13th (1979)

Year	ERA	W-L	APP-GS	CG	SHO	SV	IP	H	R	ER	BB	K	BAA	WP	HBP	BK
1979	4.81	2-4	10-6	3	1	2	43.1	47	28	23	19	35	--	1	1	1
1980	2.55	5-4	11-10	6	0	0	74	65	32	21	17	47	--	2	4	1
Total	3.35	7-8	21-16	9	1	2	117.1	112	60	44	36	82	--	3	5	2



MARC FISHER
Pitcher
1998-2001
Induction Year: 2006

- Owns the program records with 34 victories, 55 games started and 351.2 career innings pitched
- Finished his career ranked second all-time with 281 strikeouts
- Was just the fifth Rams pitcher with 99 strikeouts in a season, his 2001 season still ranks 10th in program history
- Ended his career with a 2.8 strikeout-to-walk ratio

- Helped the Rams to three NCAA Tournament appearances over his four seasons, earned the win against Cal in 2001 Baton Rouge Regional
- Tossed a complete game two-hitter against in-city CAA rival Richmond, allowing just three baserunners over seven shutout innings (2001)

Year	ERA	W-L	APP-GS	CG	SHO	SV	IP	H	R	ER	BB	K	BAA	WP	HBP	BK
1998	3.88	7-3	16-11	0	0/2	0	65.0	80	32	28	23	46	.301	5	8	1
1999	4.40	9-4	17-15	1	0/2	1	102.1	104	56	50	25	75	.270	3	4	2
2000	3.10	11-1	16-13	2	0/0	0	78.1	69	38	27	28	61	.235	5	3	0
2001	4.08	7-5	16-16	3	1/1	0	106.0	116	54	48	25	99	.280	2	4	1
Total	3.92	34-13	65-55	6	1/5	1	351.2	369	180	153	101	281	.272	15	19	4



GEORGE GAY
Infielder
1968-71
Induction Year: 2006

- Member of the inaugural VCU Rams Baseball team in 1969
- Started nearly every game at third base for the Rams
- Finished his career as the program's leader in batting average (.378), home runs (15), hits, doubles and RBI
- As a freshman, was RPI's leading hitter with a .412 clip
- Tallied three home runs, two doubles and a triple in 1968

- Blasted a grand slam in 1969 doubleheader sweep over the Apprentice School
- Helped turn four double plays in historic victory that snapped UNCW's 15-game winning streak in 1971
- Led the 1969 Rams with a .408 average, 4 home runs, 7 stolen bases and 22 RBI
- Didn't hit below .354 in any of his four seasons with the program
- Described as having a "rifle-like" arm and was a freshman member of what was stated to be the best infield in Virginia by pro scouts




ROB GRIMES
Infielder
1989-93
Induction Year: 2007

- In 1992, helped the Rams capture the program's first regular season title, secure their first NCAA Tournament victory and advance to the NCAA Central Regional final
- Named to 1992 NCAA Central Regional All-Tournament Team
- Hit a career best .324 in his final season in Black & Gold
- Finished his career ranked second with 101 stolen bases,

- while his final two seasons ranked third (40) and sixth (37), respectively
- Ranked third with 162 runs at the end of his career, remains in the program's top 10
- After return from injury, hit .306 in 166 games over his final three seasons

Year	AVG.	GP-GS	AB	R	H	2B	3B	HR	RBI	TB	BB	HBP	SO	SLG%	OB%	SF	SH	SB-ATT	E	FLD%
1989	.212	24-10	33	9	7	1	0	0	0	8	9	0	9	.242	.381	0	2	0-1	5	.792
1990	.286	4-4	14	7	4	0	0	0	5	4	3	2	0	.286	.429	2	1	4-4	2	.900
1991	.289	50-50	190	41	55	7	1	0	25	64	20	0	22	.337	.350	4	8	20-25	7	.971
1992	.303	55-55	218	52	66	15	0	0	16	81	38	2	28	.372	.408	2	5	37-46	9	.970
1993	.324	57-57	219	53	71	15	2	1	23	93	32	3	22	.425	.414	2	9	40-51	14	.954
Total	.310	190-176	674	162	203	38	3	1	69	250	102	7	81	.371	.393	10	25	101-127	37	.958



TONY GUZZO
Head Coach
1983-94
Induction Year: 2008

- Was the Rams' first full-time head coach and compiled a 329-300-1 record over 12 seasons
- Left VCU as the winningest coach in history with 329 wins
- Led the Rams to their first-ever conference championship in 1988 and regular season title in 1992, reaching the NCAA Tournament in both seasons

- In 1988, achieved the program's first 45-win season, still the second-most in history
- Led a VCU squad within one win of the College World Series, reaching the 1992 Central Regional Final and picking up a program-high four postseason victories
- Coached 16 MLB Draft picks, including the first selection in program history, Bill Smith at 21st overall by the Yankees in the 1984 Winter Draft
- Five of Guzzo's Rams would go on to play Major League Baseball, including VCU's 1992 MLB Draft class of three big-leaguers
- Inducted into the Virginia Baseball Coaches Association Hall of Fame in 2024



BRUCE HENDERSON
Pitcher/Catcher
1970-73
Induction Year: 2006

- Led the Rams with a .432 batting average in 1971, collecting 35 hits and 24 RBI, also team-leading marks
- Owned four of the Rams' six victories on the mound in 1972
- Finished his career ranked second all-time with 68 RBI
- Hit .316 as a junior, ending the season second on the team
- Knocked in the winning run with a seventh-inning RBI single to snap UNCW's 15-game winning streak (1971)

- Belted a two-run triple in Rams' doubleheader sweep of Apprentice (1970)
- Collected nine victories in two years, compiling 61 strikeouts over that time
- Put together a three-hit game with two RBI in the Rams' 1970 season finale victory over Lynchburg, helping VCU take the Virginia Small College League lead
- Compiled a 6-for-7 performance in a twinbill sweep of Apprentice in 1971
- Began his Rams career as a catcher and finished it as a standout on the mound



PAUL KEYES
Head Coach
1995-2012
Induction Year: 2014

- Inducted into the VCU Athletics Hall of Fame in 2018 as the all-time winningest head coach in VCU baseball history
- Won a program-record 603 games over 18 seasons and 1032 games, setting the wins record in just eight seasons
- Named CAA Coach of the Year four times
- Guided the Rams to eight NCAA Regional Appearances

- Led the team to a record five CAA Tournament Championships and three CAA Regular Season titles
- Led the Rams to 46 wins twice in his career, a program record which still stands
- Produced four seasons with more than 40 victories
- Set the record for single-season games played with 65 in 2002
- Coached six Major League Baseball players and saw 37 former Rams sign professional contracts
- Also served as an assistant coach for the Rams under Tony Guzzo from 1985-1994
- Member of Virginia Baseball Coaches Association inaugural 2022 Hall of Fame Class



ADAM KNICELY
Catcher/Infielder
1986-89
Induction Year: 2006

- Owns the program record with an astounding 182 career walks
- Also set program career records with 207 runs and 48 doubles, and finished his career ranked second with 98 stolen bases
- In 1986, set the single-season walk record with 63
- His 67 runs in 1988 tied Tim Barker, also that year, for the most runs scored in a single season

- Helped lead VCU to its first ever conference championship and NCAA Tournament appearance in 1988
- Ranks among the single-season top 10 with 46 walks and 39 stolen bases in 1988
- Ranked in the program's top 10 with a .499 career slugging percentage upon his VCU Baseball Hall of Fame induction in 2006

Year	AVG	GP-GS	AB	R	H	2B	3B	HR	RBI	TB	BB	HBP	SO	SLG%	OB%	SF	SH	SB-ATT	E	FLD%
1986	.295	57	176	56	52	14	1	6	42	86	63	3	20	.489	.476	6	3	18-24	8	.976
1987	.353	46-45	150	37	53	6	3	3	27	74	40	4	10	.493	.497	1	5	20-26	8	.976
1988	.335	62-62	212	67	71	15	4	4	38	106	46	7	8	.500	.461	4	1	39-46	7	.977
1989	.335	45-45	170	47	57	13	1	5	27	87	33	1	9	.512	.444	1	2	21-27	7	.978
Total	.329	210	708	207	233	48	9	18	134	353	182	15	47	.499	.469	12	11	98-123	30	.977



BOBBY LUTTRELL
Pitcher
1969-70
Induction Year: 2008

- Member of the inaugural VCU Baseball team in 1969
- Carried a no-hitter through 6.2 innings in 11-1 victory over Newport News Apprentice (1969)
- Tossed a two-hitter in game two of doubleheader sweep against Bridgewater (1969)
- Earned the victory in opening game of 1970 season-finale

- doubleheader, hurling a four-hitter and allowing just one run against Lynchburg, lifting the Rams to their 16th win
- Compiled seven wins as the staff's ace in his senior season after posting a 4-1 campaign in his first season with the Rams
- Formed a legendary 1-2 punch with fellow Rams Baseball Legend Don Clatterbough on first-ever VCU team



RAY MARKEY
Pitcher
1965-68, 1970
Induction Year: 2010

- Known as the first full-time closer in VCU Baseball's history
- Ended his career with a 5-1 record, 20 saves and a 2.02 ERA
- In 1968, he concluded the season 2-0 with a 1.97 ERA and six saves
- Tallied an impressive 10 saves in 1970, marking a career high
- Drove in the winning run and earned the victory on the mound

- in relief in the 1968 season opener against William & Mary
- Returned to VCU in 1970 after serving in the military for a year, he recorded a 2.12 ERA and posted a 2-1 record
- In 1970, earned his second win in the first game of a doubleheader sweep of Newport News, holding off Apprentice in extra innings to fuel a VCU walk-off
- Played for Craigsville in the Valley League under VCU assistant coach and fellow VCU Baseball Hall of Famer Donnie Wright



BRIAN MARSHALL
Pitcher
2001-03
Induction Year: 2009

- Selected by the Red Sox in the fifth round of the 2003 MLB Draft
- Named to ABCA/Rawlings All-Region team in 2002 and an All-CAA selection in 2002 and 2003
- Was named 2002 CAA Tournament Most Valuable Player
- Earned a National Player of the Week honor in 2002
- In 2003, tied the program record with 12 saves

- Set a CAA Tournament records with six appearances and four saves en route to the Rams' 2002 CAA Championship
- His 41 appearances in 2002 are a standing program record
- Ranked second in the nation with 13.5 strikeouts per nine innings in 2003 and helped VCU lead the nation in team ERA
- Ended his career ranked fourth in program history with a 2.93 ERA, third with 22 saves and fifth with 85 appearances
- Formed legendary duo with twin brother and fellow VCU Baseball Hall of Famer Sean Marshall

Year	ERA	W-L	APP-GS	CG	SHO	SV	IP	H	R	ER	BB	K	BAA	WP	HBP	BK
2001	2.45	0-0	12-0	0	0/2	0	11.0	7	6	3	8	15	.184	0	0	0
2002	3.08	6-4	41-0	0	0/4	10	79.0	61	33	27	23	92	.210	4	6	2
2003	2.81	5-5	32-0	0	0/3	12	51.1	36	18	16	22	77	.197	2	0	0
Total	2.93	11-9	85-0	0	0/9	22	141.1	104	57	46	53	184	.203	6	6	2



SEAN MARSHALL
Pitcher
2001-03
Induction Year: 2009

- Played with the Chicago Cubs from 2006-14 after he was selected by the Cubs in the sixth round of the 2003 MLB Draft
- Named a Freshman All-American by Louisville Slugger and Baseball America in 2001
- Garnered CAA Rookie of the Year honors as a freshman
- Named to All-CAA Second Team in 2001 and 2003, earned CAA

- All-Tournament honors in 2003
- Threw a career-high 12 strikeouts in a game twice, in 2001 and 2003
- Finished his Rams career ranked fourth in program history with 254 strikeouts and seventh with 40 starts
- Formed legendary duo with twin brother and fellow VCU Baseball Hall of Famer Brian Marshall

Year	ERA	W-L	APP-GS	CG	SHO	SV	IP	H	R	ER	BB	K	BAA	WP	HBP	BK
2001	3.34	9-4	21-10	0	0/1	0	72.2	65	38	27	30	69	.239	10	7	1
2002	4.45	3-4	19-15	1	0/1	1	85.0	99	48	42	26	90	.288	16	11	4
2003	2.61	7-2	15-15	2	1/0	0	86.1	77	31	25	29	95	.237	10	2	5
Total	3.47	19-10	55-40	3	1/2	1	244.0	241	117	94	85	254	.256	36	20	10



DAVY MARTIN
Pitcher/Outfielder
1999-2002
Induction Year: Unk.

- Led the Rams to a CAA Tournament Championship in 2002
- Helped VCU to three NCAA Tournament bids in four years
- Named a first-team Louisville Slugger Freshman All-American
- Was an All-CAA Second Team relief pitcher in 2000
- Earned CAA All-Tournament honors in 2002, securing two wins
- Finished his career ranked in the program's top three all-time

- with 12 saves and 96 appearances
- Also concluded his four-year career tied for third in victories, fifth in innings pitched and fifth in strikeouts
- Earned the victory in the Rams' 10-7 win against host LSU in the 2001 NCAA Baton Rouge Regional

Year	ERA	W-L	APP-GS	CG	SHO	SV	IP	H	R	ER	BB	K	BAA	WP	HBP	BK
1999	4.24	6-2	27-1	1	0/1	5	57.1	56	40	27	34	50	.258	5	0	1
2000	2.96	4-3	24-5	0	0/0	5	70.0	70	37	23	30	58	.260	6	1	0
2001	5.56	7-2	25-7	1	0/1	2	68.0	68	47	42	33	55	.256	6	2	0
2002	4.08	7-8	20-15	2	2/2	0	106.0	109	55	48	46	72	.275	7	8	0
Total	4.18	24-15	96-28	4	2/4	12	301.1	303	179	140	143	235	.264	24	11	1



LOU MARTIN
Head Coach
1979-82
Induction Year: 2009

- Helped lay the program's foundation, building the Rams Baseball culture in the programs' early Division I years
- Was a graduate of Richmond Professional Institute, who returned to VCU as head coach in 1979
- Coached VCU to 60 victories over his 4 seasons as skipper
- In 1980, led the Rams to their first conference tournament and

- first Sun Belt Tournament victory, a 6-5 win over Charlotte
- Had the distinct honor of coaching one of VCU Baseball's first professional players, as Donnie Phillips began his career under Martin
- Guided the Rams to their first 23-win campaign in 1980



CLA MEREDITH
Pitcher
2002-04
Induction Year: 2008

- Played with the Red Sox, Padres and Orioles from 2005-10 after he was selected in the sixth round of the 2004 MLB Draft
- Set the program single-season record with a 1.19 ERA in 2003, helping the Rams lead the nation in team ERA
- Posted a 2.52 career ERA, the second-best in VCU history
- Ranked fourth in program history with 15 career saves and

- sixth with 79 appearances over his three seasons
- Tabbed All-America honorable mention by College Baseball Insider in 2003
- Led the Rams to back-to-back conference championships for the first time
- Compiled a perfect 6-0 record in his outstanding sophomore campaign, making 29 appearances in relief and picking up a career-best eight saves

Year	ERA	W-L	APP-GS	CG	SHO	SV	IP	H	R	ER	BB	K	BAA	WP	HBP	BK
2002	4.30	4-2	24-2	0	0/0	0	44.0	45	26	21	12	31	.257	4	6	1
2003	1.19	6-0	29-0	0	0/2	8	60.1	44	8	8	16	70	.202	4	1	1
2004	2.55	7-3	26-2	0	0/4	7	67.0	49	27	19	12	84	.194	5	2	1
Total	2.52	17-5	79-4	0	0/6	15	171.1	138	61	48	40	185	.214	13	9	3



SERGIO MIRANDA **2005-07**
Shortstop Induction Year: Unk.

- Two-time CAA Defensive Player of the Year and three-time All-CAA First Team shortstop
- Named CAA Rookie of the Year and CAA All-Rookie selection
- Louisville Slugger Freshman All-American in 2002
- Two-time ABCA/Rawlings East All-Region selection
- Second all-time with a .376 career batting average
- In the program top 10 in doubles (4th - 53) and hits (5th - 283)
- Second (100) and third (97) in single-season hits, second (262) and seventh (250) in at-bats and sixth (.400) in single-season batting average
- One of just two players in VCU history with a six-run game
- Selected by the Chicago White Sox in the 13th round of the 2007 MLB Draft

Year	AVG.	GP-GS	AB	R	H	2B	3B	HR	RBI	TB	BB	HBP	SO	SLG%	OB%	SF	SH	SB-ATT	E	FLD%
2005	.357	55-55	241	49	86	16	1	3	38	113	21	2	20	.469	.413	0	2	13-19	14	.941
2006	.400	58-58	250	50	100	20	4	4	40	140	26	2	24	.560	.457	2	3	15-24	13	.950
2007	.370	60-59	262	51	97	17	0	2	36	120	17	5	23	.458	.419	0	4	11-14	8	.975
Total	.376	173-172	753	150	283	53	5	9	114	373	64	9	67	.495	.430	2	9	39-57	35	.957



BILL MURRAY **1978-80**
Infielder Induction Year: Unk.

- Set the program record for career batting average (.351) in his final year with the Rams and remains in the program's top 10
- Finished his career ranked first in AVG, SLG, OBP, games played, at-bats, runs, hits, total bases, RBI and stolen bases, and ranked second in walks
- His season batting average led the Rams in 1979 and 1980
- Claimed single-season records with 54 hits, 12 doubles, 16 stolen bases and a .464 on-base percentage in 1980
- His 1980 season also ranked in the program's top five in walks, runs, total bases, RBI and slugging percentage
- In 1978, his .385 batting average and .478 on-base percentages were the highest in a single season (including players with fewer than 100 at-bats)

Year	AVG.	GP-GS	AB	R	H	2B	3B	HR	RBI	TB	BB	HBP	SO	SLG%	OB%	SF	SH	SB-ATT	E	FLD%
1978	.385	25	78	13	30	2	0	3	14	41	12	2	8	.526	.478	0	1	5-6	12	.876
1979	.327	33	110	21	36	4	1	2	16	48	18	2	20	.436	.431	0	2	7-9	16	.900
1980	.351	50	154	40	54	12	2	1	32	73	34	1	16	.474	.464	3	1	16-20	21	.909
Total	.351	128	342	74	120	18	3	6	62	162	64	5	44	.474	.457	3	4	28-35	49	.899



JUSTIN ORENDUFF **2003-04**
Pitcher Induction Year: 2024

- Second-highest MLB Draft pick in program history, going 33rd overall in 2004 to the Los Angeles Dodgers
- Named second-team All-America, first-team East All-Region, and first-team ECAC All-Star in 2003
- Two-time All-CAA and two-time VaSID All-State pitcher
- Set a program record with 129 strikeouts (2004) and owns two of the three 120-strikeout seasons in program history
- Finished his career ranked sixth all-time with 249 strikeouts in just two years
- Ranks in single-season top 10 with a 2.27 ERA, 17 games and 120 strikeouts (2003)
- Tossed 16 strikeouts against JMU, tying a program single-game record (2004)
- First VCU player to compete for Team USA with the silver-medalist USA Baseball National Team in the 2003 Pan American Games, going 6-0 with a 1.31 ERA

Year	ERA	W-L	APP-GS	CG	SHO	SV	IP	H	R	ER	BB	K	BAA	WP	HBP	BK
2003	2.27	9-3	18-17	1	0/3	0	95.0	70	28	24	26	120	.197	5	4	0
2004	2.43	5-5	15-15	3	0/0	0	100.0	84	33	27	34	129	.227	5	3	0
Total	2.35	14-8	33-32	4	0/3	0	195.0	154	61	51	60	249	.212	10	7	0



DONNIE PHILLIPS **1980-83**
Catcher Induction Year: Unk.

- Set the all-time record in RBI with 86 in his four-year career
- Tied the single-season VCU record with 35 RBI in his final year
- His 49 hits (1983) were tied for fourth-most in a single season
- Finished his career in the top 10 all-time in batting average, games played, at-bats, hits, total bases and walks
- Led the NCAA in 1982 with just two strikeouts in 117 at-bats; struck out just six times in 274 at-bats as an upperclassman
- Smacked a two-run double in 2-0 win over Charlotte, the Rams' second conference victory in program history (1981)
- Also served as an assistant coach under Tony Guzzo in 1984-86
- Signed a free-agent contract with the Detroit Tigers

Year	AVG.	GP-GS	AB	R	H	2B	3B	HR	RBI	TB	BB	HBP	SO	SLG%	OB%	SF	SH	SB-ATT	E	FLD%
1980	.255	35	55	6	14	1	0	1	11	18	6	1	14	.327	.333	1	1	0-1	2	.941
1981	.320	35	97	8	31	4	0	0	20	35	13	0	12	.361	.389	3	2	0-0	4	.962
1982	.291	33	117	3	34	5	0	0	20	39	16	0	2	.333	.370	2	0	1-1	7	.961
1983	.312	45	157	7	49	6	2	0	35	59	15	1	4	.376	.374	1	5	0-0	5	.977
Total	.300	148	426	24	128	16	2	1	86	151	50	2	32	.354	.371	7	8	1-2	18	.966



JIM PITTS **1970-71**
Pitcher Induction Year: 2007

- Compiled a 12-4 record over his two years with the Rams
- Hit .348 in 1971, going 7-2 and leading VCU with a 1.60 ERA
- Named to Virginia Little Colleges All-State First Team and selected to the All-Little Eight Team following his senior season
- Opened the 1971 season with a two-hit shutout against North Carolina-Wesleyan, striking out eight men
- Tossed a one-hitter in an extra-inning 1-0 loss to William & Mary in a season-opening doubleheader in 1970
- Earned his fifth win of 1970 on the mound, smacked a solo homer and scored the winning run to secure a walk-off victory over Madison
- Helped VCU extend nine-game winning streak, allowing just four hits while driving in two of the Rams' three runs in the back half of twinbill sweep of Apprentice (1970)
- Earned the victory and belted a triple in Rams' win over Hampden-Sydney (1971)
- Represented VCU in Minor League Baseball in the Baltimore Orioles organization



ERIK SAUVE **1991-94**
Infielder Induction Year: 2006

- VCU Baseball's first All-American and finalist for Smith Award National Player of the Year in 1994
- Two-time first-team All-Metro (1993, 1994)
- Started 228 consecutive games during his four years with the Rams, becoming one of the most prolific hitters in VCU history
- Lays claim to a standing program record 317 hits
- Program-record .468 batting average ranked second in the nation in 1994
- Hit for the cycle vs. Louisville in 1994, one of three in VCU history
- Left as VCU's all-time leader in AVG, SLG, OBP, games, at-bats, hits, total bases, RBI, doubles and triples, and finished in the top three in runs, home runs and walks
- Remains in VCU's single-season top 10 in AVG (twice), hits, doubles, triples, RBI and total bases (twice)
- The first Ram, and one of just six in history, to hit at or above .400, doing so twice
- Helped lead VCU in its 1992 postseason run to the program's first NCAA Regional Final appearance against host Texas
- Drafted by the Texas Rangers in the 1994 MLB Draft

Year	AVG.	GP-GS	AB	R	H	2B	3B	HR	RBI	TB	BB	HBP	SO	SLG%	OB%	SF	SH	SB-ATT	E	FLD%
1991	.331	58-58	178	35	59	5	3	0	35	70	30	2	31	.393	.431	1	11	6-9	14	.920
1992	.369	57-57	214	53	79	7	8	1	58	105	37	3	26	.491	.456	7	1	6-9	24	.851
1993	.400	57-57	210	54	84	15	6	11	65	144	21	5	16	.686	.451	8	3	7-9	17	.903
1994	.468	56-56	203	62	95	24	1	10	59	151	45	2	13	.744	.563	2	2	12-19	9	.967
Total	.394	228-228	805	204	317	51	18	22	217	470	133	12	86	.584	.477	18	17	31-46	64	.918



GREG SEE **1977-79**
Pitcher/Infielder Induction Year: 2009

- Was a two-way star for the Rams in the late 1970s
- Tossed a one-hitter against in-state rival William & Mary in 1979
- In his first regular season game, blasted a home run over the left-field wall in his first collegiate at-bat
- Made a three-hit debut at the plate and logged seven innings on the hill for the Rams, who ultimately fell in extra-innings
- Posted a career batting average of .326 in Black and Gold
- In an incredible feat, secured a win on the mound in both games of a doubleheader sweep of VMI in 1979

Year	ERA	W-L	APP-GS	CG	SHO	SV	IP	H	R	ER	BB	K	BAA	WP	HBP	BK
1977	-----	1977 Team and Player Statistics are Incomplete	-----													
1978	3.60	1-2	4-4	1	0	0	35.1	42	21	14	9	15	--	2	1	0
1979	5.23	2-4	7-5	1	1	0	31.1	32	25	18	13	22	--	3	2	1
Total	4.32	3-6	11-9	2	1	0	66.2	74	46	32	22	37	--	5	3	1



TERRY SISISKY **1980-2008**
The Voice of the Rams Induction Year: 2006

- The play-by-play voice of VCU's men's and women's basketball and baseball games for over 26 years, known as "The Voice of the Rams"
- Inducted into the VCU Hall of Fame in 2009
- Member of the Richmond Broadcasters Hall of Fame
- Received the Frank Soden Lifetime Achievement Award for his accomplished career in 2009
- A passionate and dedicated member of the Rams family, was a long-time ambassador for VCU Athletics
- Broadcast his first VCU Basketball game in November 1980 and in an incredible feat, didn't miss a game for nearly 20 years, until November 1999



SCOTT SIZEMORE
Infielder
2004-06
Induction Year: 2010

- Played Major League Baseball after being selected in the fifth round of the 2006 MLB Draft by the Detroit Tigers
- Named to NCBWA and Louisville Slugger All-America Third Teams and ABCA/Rawlings East All-Region Team in 2005
- Tabbed Preseason All-America in 2006
- Two-time All-CAA player (2005/06) and twice named to the

CAA All-Tournament team (2004/06)

- Finished his three-year career ranked fourth in doubles, fourth in triples and fifth in slugging percentage all-time at VCU
- In 2005, his 24 doubles tied for second-most in a single season, while his 12 home runs and 144 total bases each tied for fourth
- His seven triples in 2006 were just one shy of the program record
- Set the program single-game record with nine RBI against Fairfield (2005)
- Also tied VCU's single-game records in doubles (3), triples (2) and home runs (3)

Year	AVG.	GP-GS	AB	R	H	2B	3B	HR	RBI	TB	BB	HBP	SO	SLG%	OB%	SF	SH	SB-ATT	E	FLD%
2004	.332	54-52	202	42	67	12	2	1	26	86	18	0	27	.426	.381	3	2	8-11	15	.938
2005	.364	55-55	214	57	78	24	3	12	56	144	37	7	23	.673	.464	5	1	19-21	15	.938
2006	.300	58-58	233	55	70	15	7	7	44	120	28	4	26	.515	.378	5	0	12-18	15	.947
Total	.331	167-165	649	154	215	51	12	20	126	350	83	11	76	.539	.409	13	3	39-50	45	.941



RUSTY VERNON
Infielder/Pitcher
1980-82
Induction Year: 2017

- The first player in VCU history to hit for the cycle vs. Virginia in 1982, compiling a program-record five hits and 12 total bases
- Compiled an impressive career batting average of .301
- Transferred to VCU in 1979 from Junior College World Series competitor Louisburg, spending three seasons with the Rams
- In 1980, set single-season records with 167 at bats and 82

total bases, tied the record with three triples, and finished in the program's top three in runs (40), hits (51), RBI (33), walks (32) and SLG% (.491)

- His four triples led VCU in 1980, and he was second on the squad with 11 doubles, while his 51 hits and four home runs tied for second on the team
- Posted a career-best .500 slugging percentage in 1982

Year	AVG.	GP-GS	AB	R	H	2B	3B	HR	RBI	TB	BB	HBP	SO	SLG%	OB%	SF	SH	SB-ATT	E	FLD%
1980	.305	52	167	40	51	11	4	4	33	82	32	0	24	.491	.415	1	2	8-13	19	.819
1981	.297	29	91	14	27	5	0	1	9	35	11	0	11	.385	.369	1	0	0-0	5	.833
1982	.297	33	128	32	38	8	3	4	25	64	18	1	13	.500	.377	4	1	1-2	4	.556
Total	.301	114	386	86	116	24	7	9	67	181	61	1	48	.469	.392	6	3	9-15	28	.806



BILLY WEBSTER
Outfielder
1984-87
Induction Year: 2007

- The second player in program history to earn all-conference honors, named a Sun Belt All-Conference outfielder in 1984
- Led the Rams with a .359 average as a freshman and racked up a team-high 13-game hitting streak
- Set single-season records with 61 hits (1984), 62 runs (1985), 202 at-bats (1985), 41 stolen bases (1985)

- Scored a program-record 6 runs against SE Massachusetts (1985), only one other player has accomplished the feat
- His career mark of 125 stolen bases is a standing program record and his then-program record 108 walks still remain in the program's top 10
- Swiped four bags in a game twice in 1985

Year	AVG.	GP-GS	AB	R	H	2B	3B	HR	RBI	TB	BB	HBP	SO	SLG%	OB%	SF	SH	SB-ATT	E	FLD%
1984	.359	47	170	33	61	10	3	4	20	89	18	3	26	.524	.425	2	3	23-31	1	.988
1985	.272	52	202	62	55	11	3	6	26	90	30	3	32	.446	.371	2	2	41-46	8	.931
1986	.274	58	201	38	55	16	2	0	33	75	34	8	20	.373	.391	5	1	35-42	3	.979
1987	.296	47-47	159	24	47	5	1	0	28	54	26	2	22	.340	.391	5	0	26-32	3	.969
Total	.298	204	732	157	218	42	9	10	107	308	108	16	100	.421	.393	14	6	125-138	15	.966



MATT WILLIAMS
Pitcher/Outfielder
1990-92
Induction Year: 2008

- First Olympic athlete of any VCU program—received invitation to Olympic Trials and competed in USA Olympic Games (1991)
- Set a program record with 142.2 innings pitched in 1992
- Produced career records with 251 strikeouts, 24 victories, 300.2 IP and 48 games started, which all remain in the top 10
- In 1992, set single-season records with 107 strikeouts, 12

victories, 10 complete games, 20 starts, which all remain in the top 4 all-time

- Finished career ranked fourth in program history with 13 complete games
- Tossed a four-hit shutout against UNCW in back half of doubleheader sweep (1991)

Year	ERA	W-L	APP-GS	CG	SHO	SV	IP	H	R	ER	BB	K	BAA	WP	HBP	BK
1990	6.17	4-8	13-12	0	0/0	0	58.1	64	51	40	39	54	.271	6	5	0
1991	2.98	8-6	19-16	3	1/1	1	99.2	90	36	33	48	90	.254	3	3	0
1992	2.46	12-6	21-20	10	0/-	1	142.2	116	52	39	80	80	.228	4	8	1
Total	3.35	24-20	53-48	13	1/1	2	300.2	270	139	112	167	224	.245	13	16	1

Year	AVG.	GP-GS	AB	R	H	2B	3B	HR	RBI	TB	BB	HBP	SO	SLG%	OB%	SF	SH	SB-ATT	E	FLD%
1992	.200	40-36	55	9	11	2	1	0	6	15	9	1	19	.273	.313	2	3	1-1	3	.947
Total	.200	114	55	9	11	2	1	0	6	15	9	1	19	.273	.313	2	3	1-1	3	.947



DAVID WILTSHIRE
Infielder
1979-81
Induction Year: 2024

- Finished his career with 26 doubles for a program record
- Was the first player in VCU history with three doubles in a game against Richmond in 1981, a record which still stands
- Set program single-season record with four triples in 1979
- His 30 RBI in 1980 ranked fourth-best in VCU history
- Smacked a third-ranked 9 doubles in 1980 and then added a

second all-time season with 11 doubles in 1981

- Concluded his Rams career in the top 10 all-time in AVG, SLG, OBP, games played, at-bats, runs, hits, triples, total bases, RBI, walks and stolen bases
- His .299 batting average led the Rams in 1981

Year	AVG.	GP-GS	AB	R	H	2B	3B	HR	RBI	TB	BB	HBP	SO	SLG%	OB%	SF	SH	SB-ATT	E	FLD%
1979	.307	24	88	11	27	6	4	1	16	44	8	1	12	.500	.371	0	1	3-7	9	.852
1980	.310	51	155	19	48	9	0	2	30	63	24	1	19	.406	.399	3	0	8-12	15	.955
1981	.299	44	127	24	38	11	1	2	17	57	23	4	10	.449	.411	4	2	3-3	9	.956
Total	.305	119	370	54	113	26	5	5	63	164	55	6	41	.443	.397	7	3	14-22	33	.945



BARRY WINSLOW
First Baseman
1966-69
Induction Year: 2014

- Member of the inaugural VCU Baseball team in 1969
- Helped lead the Rams' offense, compiling a .323 batting average and racking up 12 RBI in his final season
- In 1969, he belted a pair of home runs, including a grand slam
- Played three seasons with the Richmond Professional Institute (RPI) baseball team prior to the colleges' merging in 1969

- Was a .300 hitter for RPI in 1968



DONNIE WRIGHT
Catcher
1960s
Induction Year: Unk.

- Member of the Richmond Professional Institute (RPI) baseball team prior to the colleges' merging in 1969
- Playing under fellow VCU Baseball Legend Head Coach Ed Allen, Wright helped to build the program in its early years
- Returned to serve as an assistant coach for the Rams following his playing career

- Was a player and a manager with the Valley League's Craigsville Cardinals during his time at RPI
- Played professionally in the Milwaukee Braves and Kansas City Royals organizations



JEFF ZONA
Pitcher
1987-88
Induction Year: 2021

- Set VCU's single-season wins record with 14 in 1988, which still stands today
- In just two years with the Rams, finished his career ranked seventh in program history with nine complete games
- Eight of his complete games came in 1988 and were the third-most by a Rams pitcher at the time

- Following the 1988 season, he was one of only three pitchers in VCU history with over 100 innings pitched in a year

- Tossed a three-hit shutout in the nightcap of a doubleheader sweep of Old Dominion, picking up sixth-straight victory (1988)

- He earned victories in 10 consecutive decisions in 1988, from March 1 to April 23
- Posted a 3.10 ERA with 89 strikeouts over 122 innings of work

Year	ERA	W-L	APP-GS	CG	SHO	SV	IP	H	R	ER	BB	K	BAA	WP	HBP	BK
1987	6.41	2-0	9-3	1	0/0	1	19.2	24	25	14	17	20	.273	5	2	0
1988	2.46	14-3	19-13	8	2/1	1	102.1	67	33	28	38	69	.184	2	6	1
Total	3.10	16-3	28-16	9	2/1	2	122.0	91	58	42	55	89	.201	7	8	1