

CAREER RECORDS

SCORING

Rk.	Player, Years	Pts.
1.	Eric Maynor (2005-2009)	1,953
2.	Treveon Graham (2011-15)	1,882
3.	Kendrick Warren, (1990-94)	1,858
4.	Charles Wilkins, (1968-71)	1,716
5.	Bradford Burgess (2008-12)	1,684
6.	Melvin Johnson (2012-16)	1,657
7.	Phil Stinnie, (1984-88)	1,645
8.	Calvin Duncan, (1981-85)	1,630
9.	Domonic Jones, (2000-04)	1,616
10.	Jesse Dark, (1970-74)	1,584
RPI/VCU Record: Len Creech, (64-67, 69)		2,019

SCORING AVERAGE

Rk.	Player, Years	PPG
1.	Charles Wilkins, (1968-71)	23.8
2.	Chris Cheeks, (1987-89)	20.2
3.	Jesse Dark, (1970-74)	18.0
4.	Kendrick Warren, (1990-94)	17.5
5.	Bernard Harris, (1970-74)	17.0
6.	Willie Taylor, (2000-03)	15.7
7.	Bo Jones, (1998-01)	15.2
8.	Bernard Hopkins, (1994-96)	15.1
9.	Gerald Henderson, (1974-78)	15.0
	Eric Maynor (2005-2009)	15.0
RPI/VCU Record: Len Creech, (1964-67, 69)		21.9

FIELD GOALS

Rk.	Player, Years	FGM
1.	Kendrick Warren, (1990-94)	770
2.	Charles Wilkins, (1968-71)	690
3.	Gerald Henderson, (1974-78)	682
4.	Jesse Dark, (1970-74)	678
5.	Eric Maynor (2005-2009)	654
6.	Monty Knight, (1978-82)	643
7.	Domonic Jones, (2000-04)	629
8.	Treveon Graham (2011-15)	618
	Phil Stinnie, (1984-88)	618
10.	Michael Brown, (1982-86)	612

FIELD GOAL PCT. (Min. 100 Made)

Rk.	Player, Years	FG Pct.
1.	Tobi Lawal (2022-24)	.646
2.	Hason Ward (2019-22)	.575
3.	Mo Alie-Cox (2013-17)	.574
4.	Justin Tillman (2014-18)	.573
	Marcus Santos-Silva (2017-20)	.573
6.	Bernard Hopkins, (1994-96)	.571
7.	Jalen DeLoach (2021-23)	.569
8.	Randy Corker, (1981-83)	.561
9.	George Byrd, (1993-97)	.557
10.	Christian Fermin (2022-25)	.555

3-PT. FIELD GOALS

Rk.	Player, Years	3FGM
1.	Melvin Johnson (2012-16)	285
2.	B.A. Walker, (2003-07)	269
3.	Troy Daniels (2009-13)	251
4.	Bradford Burgess (2008-12)	231
5.	Joey Rodriguez (2007-11)	211
6.	Treveon Graham (2011-15)	200
7.	De'Riante Jenkins (2016-20)	196
8.	Brandon Rozzell, (2007-11)	193
9.	JeQuan Lewis (2013-17)	189
10.	Bo Jones, (1998-01)	182

3-PT. FIELD GOAL PCT. (Min. 50 Made)

Rk.	Player, Years	3FG Pct.
1.	Alexander Harper, (2003-06)	.438
2.	Nick George, (2002-06)	.418
3.	Max Shulga (2023-25)	.402
4.	Dewayne Garner, (1989-91)	.400
5.	Nah'Shon Hyland (2019-21)	.399
	Patrick Lee, (1995-97)	.399

7.	Bradford Burgess (2008-12)	.396
8.	Chris Brower, (1989-93)	.394
9.	Kenny Harris, (1992-94)	.392
10.	B.A. Walker (2003-07)	.391

FREE THROWS

Rk.	Player, Years	FTM
1.	Eric Maynor (2005-2009)	503
2.	Treveon Graham (2011-15)	446
3.	Calvin Duncan, (1981-85)	440
4.	Phil Stinnie, (1984-88)	375
5.	Bradford Burgess (2008-12)	343
6.	JeQuan Lewis (2013-17)	341
7.	Nick George, (2002-06)	339
8.	Charles Wilkins, (1968-71)	336
9.	Willie Taylor, (2000-03)	335
10.	Kendrick Warren, (1990-94)	312

FREE THROW PCT. (Min. 100 Made)

Rk.	Player, Years	FT Pct.
1.	Zeb Jackson (2022-25)	.836
2.	Nah'Shon Hyland (2019-21)	.827
3.	B.A. Walker (2003-07)	.826
	Max Shulga (2023-25)	.826
5.	Bo Jones, (1999-01)	.821
6.	JeQuan Lewis (2013-17)	.820
7.	Calvin Duncan, (1981-85)	.818
8.	Joey Rodriguez, (2007-11)	.802
9.	Nicky Jones, (1983-84/86)	.793
10.	Eric Maynor (2005-09)	.791

REBOUNDS

Rk.	Player, Years	Rebs.
1.	Lorenza Watson, (1975-79)	1,143
2.	Kendrick Warren, (1990-94)	1,049
3.	Justin Tillman (2014-18)	922
4.	Juvonte Reddic, (2010-14)	895
5.	Bernard Harris, (1970-74)	839
6.	Treveon Graham (2011-15)	803
7.	Larry Sanders (2007-10)	776
8.	Richard Jones, (1971-75)	755
9.	Kenny Stancell, (1978-82)	744
10.	Mike Schlegel, (1981-85)	743

REBOUND AVERAGE

Rk.	Player, Years	RPG
1.	Charles Wilkins, (1968-71)	13.5
2.	Lorenza Watson, (1975-79)	11.0
3.	Bernard Harris, (1970-74)	10.4
4.	Richard Jones, (1971-75)	9.90
5.	Kendrick Warren, (1990-94)	9.89
6.	Bernard Hopkins, (1994-96)	9.3
7.	Larry Sanders (2007-10)	7.7
8.	Troy Godwin (2002-04)	7.6
9.	Tom Motley, (1972-76)	7.4
10.	Tic Price, (1974-76)	6.84

ASSISTS

Rk.	Player, Years	Ast.
1.	Eric Maynor (2005-09)	674
2.	Edmund Sherod, (1977-81)	582
3.	Joey Rodriguez, (2007-11)	580
4.	Rolando Lamb, (1981-85)	550
5.	LaMar Taylor, (1997-01)	527
6.	JeQuan Lewis (2013-17)	505
7.	Dave Edwards, (1970-74)	497
8.	Darius Theus (2009-13)	462
9.	Calvin Duncan, (1981-85)	434
10.	Ace Baldwin Jr. (2020-23)	419

ASSIST AVERAGE

Rk.	Player, Years	APG
1.	Keith Highsmith, (1974-76)	6.94
2.	Kenny Harris, (1992-94)	6.18
3.	Dave Edwards, (1970-74)	5.60

4.	Ace Baldwin Jr. (2020-23)	5.24
5.	Eric Maynor (2005-09)	5.18
6.	Edmund Sherod, (1977-81)	5.15
7.	LaMar Taylor, (1997-01)	4.83
8.	Sherman Hamilton, (1994-97)	4.63
9.	Rolando Lamb, (1981-85)	4.58
10.	Carl Weldon (1989-90, 91-92)	4.41

STEALS

Rk.	Player, Years	Steals
1.	Briante Weber (2011-15)	374
2.	Rolando Lamb, (1981-85)	257
3.	Joey Rodriguez, (2007-11)	237
	Darius Theus (2009-13)	237
5.	JeQuan Lewis (2013-17)	205
6.	Edmund Sherod, (1977-81)	202
7.	LaMar Taylor, (1997-01)	193
8.	Ace Baldwin Jr. (2020-23)	183
9.	Doug Brooks (2013-17)	170
10.	Eric Maynor (2005-09)	168

BLOCKED SHOTS

Rk.	Player, Years	Blks.
1.	Lorenza Watson, (1975-79)	391
2.	Larry Sanders (2007-10)	277
3.	Mo Alie-Cox (2013-17)	255
4.	L.F. Likcholitov, (1998-02)	207
5.	Kendrick Warren, (1990-94)	193
6.	Sherron Mills, (1990-93)	134
7.	Juvonte Reddic, (2010-14)	123
8.	Hason Ward (2019-22)	119
9.	Kenny Stancell, (1978-82)	117
10.	George Byrd, (1993-97)	116

MINUTES PLAYED

Rk.	Player, Years	Min.
1.	Bradford Burgess (2008-12)	4,572
2.	Joey Rodriguez, (2007-11)	4,401
3.	Edmund Sherod, (1977-81)	4,091
4.	Michael Brown, (1982-86)	4,081
5.	Eric Maynor (2005-09)	3,990
6.	B.A. Walker, (2003-07)	3,822
7.	Calvin Duncan, (1981-85)	3,785
8.	Rolando Lamb, (1981-85)	3,630
9.	Mike Schlegel, (1981-85)	3,609
10.	Treveon Graham (2011-15)	3,559

MINUTES AVERAGED

Rk.	Player, Years	MPG
1.	Edmund Sherod, (1977-81)	36.20
2.	Chris Cheeks, (1987-89)	34.08
3.	Michael Brown, (1982-86)	33.72
4.	Gerald Henderson, (1974-78)	32.94
5.	Ace Baldwin Jr. (2020-23)	32.83
6.	Max Shulga (2023-25)	32.79
7.	Eric Atkins, (1990-92)	32.67
8.	Kenny Harris, (1992-94)	32.40
9.	Calvin Duncan, (1981-85)	31.54
10.	Sherman Hamilton, (1994-97)	31.52

DOUBLE-DOUBLES

Rk.	Player, Years	No.
1.	Lorenza Watson, (1975-79)	46
2.	Kendrick Warren, (1990-94)	43
3.	Justin Tillman (2014-18)	34
4.	Larry Sanders, (2007-10)	28
	Juvonte Reddic (2010-14)	28
6.	Bernard Hopkins, (1994-96)	27
7.	Tom Motley, (1972-76)	21
8.	Kenny Stancell, (1978-82)	20
9.	Treveon Graham (2011-15)	17
	Phil Stinnie, (1984-88)	17

* Minimum 40 games played for career averages

SINGLE-SEASON RECORDS

SCORING

Rk.	Player, Year	Pts.
1.	Phil Stinnie, (1987-88)	803
2.	Eric Maynor (2008-09)	760
3.	Chris Cheeks, (1988-89)	667
4.	Charles Wilkins, (1969-70)	660
5.	Melvin Johnson (2015-16)	626
6.	Justin Tillman (2017-18)	625
7.	Jamie Skeen, (2010-11)	611
8.	Chris Cheeks, (1987-88)	606
9.	Eric Maynor, (2007-08)	573
10.	Bradford Burgess (2010-11)	571

SCORING AVERAGE

Rk.	Player, Year	PPG
1.	Charles Wilkins, (1969-70)	27.5
2.	Charles Wilkins, (1968-69)	24.0
3.	Chris Cheeks, (1988-89)	23.8
4.	Phil Stinnie, (1987-88)	23.6
5.	Jesse Dark, (1973-74)	23.1
6.	Eric Maynor (2008-09)	22.4
7.	Jesse Dark, (1971-72)	22.1
8.	Gerald Henderson, (1976-77)	20.24
9.	Charles Wilkins, (1970-71)	20.22
10.	Bernard Harris, (1971-72)	19.7

FIELD GOALS

Rk.	Player, Year	FGM
1.	Phil Stinnie, (1987-88)	292
2.	Charles Wilkins, (1969-70)	264
3.	Justin Tillman (2017-18)	248
	Eric Maynor (2008-09)	248
5.	Chris Cheeks, (1987-88)	246
6.	Gerald Henderson, (1973-74)	245
7.	Kendrick Warren, (1991-92)	229
8.	Gerald Henderson, (1976-77)	228
9.	Bernard Hopkins, (1995-96)	224
10.	Chris Cheeks, (1987-88)	224

FIELD GOAL PERCENTAGE (Min. 50 Made)

Rk.	Player, Year	FG Pct.
1.	Tobi Lawal (2023-24)	.667
2.	Penny Elliott (1978-79)	.633
3.	Nick Kern Jr. (2022-23)	.620
4.	Mo Alie-Cox (2015-16)	.612
5.	Justin Tillman (2015-16)	.603
	Bernard Harris, (1971-72)	.603
7.	Marcus Santos-Silva (2018-19)	.594
8.	Mo Alie-Cox (2014-15)	.594
9.	Justin Tillman (2016-17)	.592
10.	Jalen DeLoach (2021-22)	.586

3-PT. FIELD GOALS

Rk.	Player, Year	3FGM
1.	Troy Daniels (2012-13)	124
2.	Melvin Johnson (2015-16)	110
3.	Troy Daniels (2011-12)	94
4.	B.A. Walker, (2006-07)	92
5.	Kenny Harris, (1993-94)	90
6.	Max Shulga (2023-24)	86
	Melvin Johnson (2014-15)	86
8.	JeQuan Lewis (2016-17)	83
9.	Bradford Burgess (2011-12)	81
10.	De'Riante Jenkins (2017-18)	79

3-PT. FIELD GOAL PERCENTAGE (Min. 25 Made)

Rk.	Player, Year	3FG Pct.
1.	Patrick Lee, (1996-97)	.477
	Alexander Harper (2005-06)	.477
3.	Nick George (2005-06)	.468
4.	Alexander Harper (2004-05)	.446
5.	LaMar Taylor, (1998-99)	.444
6.	Bradford Burgess (2010-11)	.434
	Nah'Shon Hyland (2019-20)	.434
8.	Tyron McCoy, (1992-93)	.433
9.	Ed Nixon, (2009-10)	.432
10.	Bradford Burgess (2008-09)	.430

FREE THROWS

Rk.	Player, Year	FTM
1.	Eric Maynor (2008-09)	198
2.	Phil Stinnie, (1987-88)	188
3.	Jamie Skeen, (2010-11)	179
4.	Willie Taylor, (2001-02)	153
5.	Max Shulga (2024-25)	148
6.	Calvin Duncan, (1982-83)	145
7.	Max Shulga (2023-24)	141
8.	Eric Maynor, (2006-07)	140
9.	Rolando Lamb, (1984-85)	133
10.	Charles Wilkins, (1969-70)	132
	Charles Wilkins, (1968-69)	132

FREE THROW PCT. (Min. 50 Made)

Rk.	Player, Year	FT Pct.
1.	Zeb Jackson (2024-25)	.887
2.	Emanuel Mathis (2002-03)	.882
3.	Max Shulga (2023-24)	.876
4.	De'Riante Jenkins (2019-20)	.875
5.	Nah'Shon Hyland (2020-21)	.862
6.	B.A. Walker (2004-05)	.859
7.	JeQuan Lewis (2015-16)	.857
8.	Willie Taylor (2001-02)	.850
9.	B.A. Walker (2006-07)	.848
10.	Bo Jones, (1999-00)	.844

REBOUNDS

Rk.	Player, Year	Rebs.
1.	Charles Wilkins, (1969-70)	398
2.	Kendrick Warren, (1993-94)	336
3.	Bernard Hopkins, (1995-96)	333
4.	Lorenza Watson, (1977-78)	332
5.	Justin Tillman (2017-18)	327
6.	Greg McDougald, (1970-71)	323
7.	Larry Sanders, (2009-10)	319
8.	Lorenza Watson, (1978-79)	313
9.	Lorenza Watson, (1976-77)	311
10.	Juvonte Reddic, (2013-14)	294
	Larry Sanders, (2008-09)	292

REBOUND AVERAGE

Rk.	Player, Year	RPG
1.	Charles Wilkins, (1969-70)	16.6
2.	Richard Jones, (1971-72)	13.1
3.	Greg McDougald, (1970-71)	12.9
4.	Lorenza Watson, (1978-79)	12.5
5.	Kendrick Warren, (1993-94)	12.4
6.	Lorenza Watson, (1976-77)	12.0
7.	Lorenza Watson, (1977-78)	11.9
8.	Bernard Harris, (1973-74)	11.6
9.	Bernard Harris, (1971-72)	11.5
10.	Bernard Harris, (1972-73)	10.9

ASSISTS

Rk.	Player, Year	Ast.
1.	Eric Maynor, (2006-07)	224
2.	Eric Maynor (2008-09)	210
3.	Joey Rodriguez, (2009-10)	208
	Joey Rodriguez, (2010-11)	208
5.	Keith Highsmith, (1974-75)	197
6.	LaMar Taylor, (1998-99)	194
7.	Kenny Harris, (1992-93)	188
8.	JeQuan Lewis (2015-16)	183
9.	Jonathan Williams (2017-18)	182
10.	Edmund Sherod, (1980-81)	180

ASSIST AVERAGE

Rk.	Player, Year	APG
1.	Dave Edwards, (1971-72)	8.47
2.	Keith Highsmith, (1974-75)	7.88
3.	Eric Maynor, (2006-07)	6.40
4.	Kenny Harris, (1992-93)	6.27
5.	LaMar Taylor, (1998-99)	6.26
6.	Edmund Sherod, (1978-79)	6.24
7.	Edmund Sherod, (1980-81)	6.21
8.	Eric Maynor (2008-09)	6.18
9.	Kenny Harris, (1993-94)	6.07
10.	Keith Highsmith, (1975-76)	6.00

STEALS

Rk.	Player, Year	Steals
1.	Briante Weber (2013-14)	121
2.	Briante Weber (2012-13)	98
3.	Rolando Lamb, (1984-85)	88
4.	Darius Theus (2012-13)	85
5.	Briante Weber (2014-15)	78
6.	Briante Weber (2011-12)	77
7.	Rolando Lamb, (1982-83)	72
8.	Nicky Jones, (1985-86)	71
	Darius Theus (2011-12)	71
10.	Doug Brooks (2015-16)	69

BLOCKED SHOTS

Rk.	Player, Year	Blocks
1.	Lorenza Watson, (1976-77)	135
2.	Lorenza Watson, (1978-79)	129
3.	Lorenza Watson, (1977-78)	127
4.	Larry Sanders, (2007-08)	95
5.	Larry Sanders (2008-09)	92
6.	Larry Sanders (2009-10)	90
7.	L.F. Likcholitov, (2001-02)	79
8.	Luke Bamgboye (2024-25)	75
9.	Mo Alie-Cox (2016-17)	71
10.	Mo Alie-Cox (2015-16)	68
	Mo Alie-Cox (2014-15)	68

MINUTES PLAYED

Rk.	Player, Year	Minutes
1.	Bradford Burgess, (2010-11)	1,380
2.	Joey Rodriguez, (2010-11)	1,343
3.	Jamie Skeen, (2010-11)	1,245
4.	Eric Maynor, (2006-07)	1,214
5.	Max Shulga (2023-24)	1,212
6.	Eric Maynor (2008-09)	1,206
7.	Phil Stinnie, (1987-88)	1,187
8.	Joey Rodriguez, (2009-10)	1,184
9.	Chris Cheeks, (1987-88)	1,169
10.	Bradford Burgess (2011-12)	1,164

TEAM RECORDS

SEASON, GENERAL

Most Games Played – 40; 2010-11 (28-12)

Fewest Games Played – 19: 1971-72 (15-4)

Most Minutes Played – 8,101; 2010-11 (28-12)

Fewest Minutes Played – 3,875: 1971-72 (15-4)

Most Wins – 29: 2011-12 (29-7)

Fewest Wins – 9: 1997-98 (9-19)

Fewest Losses – 5: 1972-73 (15-5); 1977-78 (24-5); 1978-79 (20-5); 1980-81 (24-5)

Most Losses – 19: 1997-98 (9-19)

Highest Winning Percentage – .828: 1977-78 (24-5); 1980-81 (24-5)

Lowest Winning Percentage – .321: 1997-98 (9-19)

Highest Conference Winning Percentage – .889: 2006-07 (16-2 in Colonial Athletic Association), 2018-19 (16-2 in A-10)

Highest Metro Conf. Winning Percentage – .583: 1995-96 (7-5)

Highest Sun Belt Conf. Winning Percentage – .857: 1982-83 (12-2); 1984-85 (12-2)

Longest Winning Streak – 16: Jan. 18, 1981 to March 13, 1981 (Broken: March 15, 1981 by Tennessee 56-58 in overtime, NCAA Tournament)

Longest Losing Streak – 6: Feb. 21, 1970 to Dec. 3, 1970; Dec. 1, 1985 to Dec. 21, 1985; Feb. 7, 1998 to Feb. 23, 1998

Home Winning Streak – 33: Dec. 18, 1976 to Feb. 4, 1978 (Broken: Feb. 10, 1978 by Virginia Tech 63-71)

Most Overtime Games – 6: 1978-79 (Won 5, Lost 1); 1999-00 (Won 4, Lost 2); 2000-01 (Won 4, Lost 2)

SEASON, OFFENSIVE

Most Points – 2,864; in 40 games, 2010-11

Fewest Points – 1,653: in 20 games, 1972-73

Highest Scoring Average – 94.4: in 19 games, 1971-72

Lowest Scoring Average – 63.8: in 28 games, 1997-98

Highest Scoring Margin – +15.6: in 19 games, 1971-72 (94.6 to 79.0)

Most Field Goals Made – 1,047: in 35 games, 1987-88 (attempted: 2,215)

Most Field Goals Attempted – 2,238: in 36 games, 2015-16 (made: 1,010)

Highest Field Goal Percentage – .521: in 25 games, 1978-79 (755 of 1449)

Most Three-Point Field Goals Made – 339: in 40 games, 2010-11 (attempted: 917)

Most Three-Point Field Goals Attempted – 1,002: in 35 games, 2024-25 (made: 337)

Highest Three-Point Field Goal Percentage – .485: in 31 games, 1982-83 (48 of 99)

Most Free Throws Made – 589: in 40 games, 2010-11 (attempted: 824)

Most Free Throws Attempted – 824: in 40 games, 2010-11 (made: 589)

Highest Free Throw Percentage – .781: in 38 games, 2023-24 (563 of 721)

Most Rebounds – 1,354: in 35 games, 1987-88

Highest Rebound Average – 55.1: in 24 games, 1973-74

Best Rebound Margin – +11.8: in 24 games, 1973-74 (55.1 to 42.1)

Most Assists – 583: in 40 games, 2010-11

Fewest Turnovers – 357: in 29 games, 1980-81

Most Turnovers – 582: in 31 games, 1990-91

Most Blocked Shots – 190: in 35 games, 2024-25

Most Steals – 422 in 36 games: 2012-13

Fewest Fouls – 307: in 19 games, 1971-72

Most Fouls – 750: in 35 games, 1987-88

Fewest Fouled Out – 2: in 26 games, 2020-21

SEASON, DEFENSIVE

Fewest Points Allowed – 1,483: in 20 games, 1972-73

Most Points Allowed – 2,673: in 40 games, 2010-11

Lowest Opponent Scoring Average – 56.3: in 30 games, 1983-84

Highest Opponent Scoring Average – 88.0: in 23 games, 1969-70

Fewest Field Goals Allowed – 590: in 26 games, 2020-21

Most Field Goals Allowed – 971: in 40 gms., 2010-11

Lowest Opponent Field Goal Percentage – .374: in 32 games, 2001-02 (767 of 2052)*

Highest Opponent Field Goal Percentage – .479: in 35 games, 1987-88 (949 of 1982)

Lowest Opponent Free Throw Percentage – .599: in 20 games, 1972-73 (299 of 382)

Highest Free Throw Percentage – .734: in 38 games, 2023-24 (534 of 728)

Lowest Opponent Three-Point Percentage – .269: in 32 games, 2007-08 (137 of 509)*

Highest Opponent Three-Point Percentage – .375: in 27 games, 1994-95 (187 of 499)

Most Opponent Turnovers – 709: in 36 games, 2012-13*

Fewest Opponent Turnovers – 350: in 31 games, 1996-97

*Led NCAA in category



► The 2010-11 squad set 11 single-season team records on its way to the NCAA Final Four.

SINGLE GAME RECORDS

INDIVIDUAL RECORDS

Most Minutes Played – 48: Kenny Stancell vs. UNC Charlotte, Jan. 9, 1982

Most Points – 45: Charles Wilkins vs. West Liberty State, Dec. 20, 1968

Most Field Goals Made – 18: Chris Cheeks vs. Old Dominion, Jan. 14, 1989

Most Field Goals Attempted – 28: Jesse Dark vs. Texas A&M, Dec. 19, 1973; JeQuan Lewis vs. Saint Mary's, March 16, 2017

Highest Field Goal Percentage (min. 10 FGA) – 1.000 (twice): Greg McCray vs. Cincinnati, Dec. 23, 1980 (10-10); Mike Schlegel vs. Jacksonville, March 2, 1985 (10-10)

Most 3-Point Field Goals Made – 11: Troy Daniels vs. ETSU, Jan. 2, 2013

Most 3-Point Field Goals Attempted – 20: Troy Daniels vs. ETSU, Jan. 2, 2013

Highest 3-Point Field Goal Percentage – 1.000: Jayden Nunn at Saint Joseph's, Feb. 18, 2023 (7-7) / .875 (twice): Chris Brower vs. Western Kentucky, March 2, 1992 (7-8); Terrence Gibson vs. Xavier, Feb. 23, 1994 (7-8)

Most Free Throws Made – 14 (four times): Charles Wilkins vs. Virginia Union, Feb. 22, 1971; Chris Cheeks vs. Western Kentucky, Jan. 23, 1987; Willie Taylor vs. Hampton, Dec. 19, 2002; Treveon Graham at Richmond, Feb. 25, 2015

Most Free Throws Attempted – 19: Shawn Hampton vs. Liberty, Dec. 12, 1998

Highest Free Throw Percentage (minimum 10 made) – 1.000 (10 times): Mike Schlegel vs. St. Joseph's, Dec. 4, 1982 (13-13); Willie Taylor vs. UAB, Dec. 15, 2001 (13-13); Bo Jones vs. Texas A&M, Dec. 2, 2000 (11-11); Bo Jones vs. Kent State, Dec. 22, 2000 (11-11); Willie Taylor vs. William & Mary, Feb. 25, 2002 (11-11); LaMar Taylor vs. Norfolk State, Dec. 12, 1998 (10-10); Willie Taylor at George Mason, Feb. 20, 2002 (10-10); Issac Vann vs. St. John's, Nov. 20, 2018 (10-10); Max Shulga vs. Penn State, Nov. 26, 2023 (10-10); Max Shulga vs. Temple, Dec. 10, 2023 (10-10)

Most Rebounds – 28: Charles Wilkins vs. Southeastern, on Jan. 4, 1970

Most Assists – 17: Joey Rodriguez vs. UNC Greensboro, Nov. 12, 2010

Most Blocked Shots – 11: Lorenza Watson vs. South Carolina State, Dec. 1, 1976

Most Steals – 10: Briante Weber vs. Florida Gulf Coast, Nov. 9, 2012

TEAM, OFFENSIVE

Most Points – 142: vs. College of Charleston, Nov. 28, 1969 (VCU 142, College of Charleston 83)

Fewest Points – 40: at UNC Wilmington, Dec. 4, 2005 (VCU 40, UNC Wilmington 60)

Most Points, Neutral Court Game – 105: vs. UAB, Feb. 25, 1980 (VCU 105, UAB 88)

Most Points, Road Game – 117: vs. York, Feb. 13, 1971 (VCU 117, York 89)

Most Points, One Half – 69: in second half vs. Baptist, Jan. 8, 1975 (VCU 116, Baptist 79)

Most Points, Both Teams – 225: vs. College of Charleston, Nov. 28, 1969 (VCU 142, College of Charleston 83)

Most Field Goals – 56 (twice): vs. College of Charleston, Nov. 28, 1969; vs. Southeastern, Feb. 22, 1974

Most Field Goals Attempted – 109: vs. Auburn, March 3, 1975

Highest Field Goal Percentage (no FGA minimum) – .756: vs. Richmond, Dec. 4, 1984 (31-of-41)

Highest Field Goal Percentage (min. 50 FGA) – .691: vs. Methodist, Dec. 4, 1978 (38-of-55)

Most Three-Point Field Goals Made – 20 vs. Towson, Jan. 27, 2010

Most Three-Point Field Goals Attempted – 45: vs. William & Mary, Feb. 19, 2003

Highest Three-Point Field Goal Percentage (min. 5 3FGA) – .875: vs. Elon, Nov. 24, 2007 (7 of 8)

Most Free Throws Made – 36: vs. Jacksonville, Jan. 20, 1982 (attempted: 40)

Most Free Throws Attempted – 56: vs. Richmond, Jan. 27, 1979 (made: 34)

Highest Free Throw Percentage (min. 10 FTA) – 1.000: vs. Maine, Jan. 11, 1975 (12-12); at Georgia Tech, Dec. 15, 2015 (12-12); vs. Davidson, Feb. 7, 2020 (19-19); at George Mason, Jan. 5, 2020 (18-18)

Highest Free Throw Percentage (min. 15 FTA) – vs. Davidson, Feb. 7, 2020 (19-19); at George Mason, Jan. 5, 2020 (18-18)

Most Rebounds – 73: vs. West Florida, Feb. 11, 1974

Most Assists – 36: vs. East Tennessee

State, Dec. 1, 1973

Fewest Turnovers – 4: vs. South Alabama, Jan. 22, 1981

Most Turnovers – 35: vs. George Mason, Jan. 3, 1995

Most Blocked Shots – 14 (twice): vs. Methodist, Dec. 4, 1978; vs. North Carolina Central, Dec. 11, 1978

Most Steals – 22: vs. Virginia Tech, Dec. 21, 2013

TEAM, DEFENSIVE

Fewest Points Allowed – 36: by George Mason, March 5, 2019

Most Points Allowed – 141: by Oklahoma, Dec. 8, 1990

Fewest Field Goals Made – 12: by New Hampshire, Feb. 11, 1992; by George Mason, March 5, 2019; by Vanderbilt, Nov. 17, 2021

Most Field Goals Made – 58: by Oklahoma, Dec. 8, 1990

Highest Opponent Field Goal Percentage (no min. FGA) – .750: by Northeastern, Mar. 16, 1984 (33 of 44)

Highest Opponent Field Goal Percentage (min. 50 FGA) – .656: by Maine, Jan. 11, 1975 (40 of 61)

Lowest Opponent Free Throw Percentage (min. 15 FTA) – .222: by S. Illinois, Nov. 21, 1998 (4 of 18)

Highest Opponent Free Throw Percentage (min. 15 FTA) – 94.4: by Saint Louis, Jan. 19, 2024 (17 of 18)

Lowest Opponent 3-Point Field Goal Percentage (min. 10 3FGA) – .000 by Hofstra, Jan. 12, 2008 (0 of 11), by George Mason, Jan. 9, 2024 (0 of 15), by UMass, Feb. 19, 2025 (0 of 10)

Highest Opponent Three-Point Field Goal Percentage (min. 10 3FGA) – .766: by Radford, Dec. 2, 1996 (13 of 17)

Most Opponent Turnovers – 42: by CCNY, Dec. 29, 1975

TOP INDIVIDUAL SCORING PERFORMANCES

VCU RECORDS

45

Charles Wilkins vs. West Liberty St., 12/20/68

42

Chris Cheeks vs. Old Dominion, 1/14/89

41

Willie Taylor vs. Evansville, 12/22/00

40

Tyron McCoy vs. George Mason, 12/22/93
Charles Wilkins vs. Virginia Union, 2/22/71

39

Chris Cheeks vs. Jacksonville, 3/4/89

38

Willie Taylor vs. Hampton, 12/19/02

37

Ace Baldwin Jr. at Saint Louis, 2/3/23
Justin Tillman vs. Dayton, 2/10/18
Chris Cheeks vs. South Alabama, 2/6/89

36

Melvin Johnson vs. Florida State, 12/6/15
Nick George vs. William & Mary, 2/23/05
Tyron McCoy vs. Oklahoma, 1/20/94
Tic Price vs. Elmira, 2/15/75
Jesse Dark vs. Mercer, 2/25/74
Charles Wilkins vs. York, 2/13/71

35

Eric Maynor at East Carolina, 11/25/08
Bo Jones vs. Richmond, 2/26/00
Jesse Dark vs. Canisius, 12/15/73

34

JeQuan Lewis vs. Saint Joseph's, 2/14/17
Treveon Graham at Old Dominion, 11/29/14
Treveon Graham at La Salle, 1/25/14
Nick George at Georgia State, 1/28/06
Phil Stinnie vs. Southern Miss, 3/22/88
Phil Stinnie vs. Jacksonville, 2/25/88
Gerald Henderson vs. Buffalo, 2/18/76

33


Eric Maynor at Hofstra, 1/31/09
Nick George vs. Delaware, 2/16/05
Willie Taylor vs. William & Mary, 2/19/03
Phil Stinnie vs. Virginia, 12/19/87
Troy Daniels vs. ETSU, 1/2/13

32

Jamie Skeen at Delaware, 2/9/11
Kendrick Warren vs. Illinois State, 11/23/91
Gerald Henderson vs. Samford, 2/24/78

31

Jayden Nunn at Saint Joseph's, 2/21/23



► Willie Taylor scored 41 points against Evansville on Dec. 22, 2000, the third-most in VCU history.

Nah'Shon Hyland vs. W. Carolina, 12/15/20
Bradford Burgess vs. George Mason, 2/25/12
Larry Sanders at Hofstra, 1/12/10
Eric Maynor vs. Vanderbilt, 11/30/08
Antoine Willie at Florida Atlantic, 12/8/01
Patrick Lee vs. George Mason, 1/29/97
Chris Cheeks vs. Jacksonville, 2/13/89
Chris Cheeks vs. Miami (Fla.), 1/9/89
Chris Cheeks vs. Old Dominion, 2/20/88
Chris Cheeks vs. South Alabama, 1/30/88
Jesse Dark vs. Wilmington, 2/18/74
Jesse Dark vs. Virginia Union, 1/31/72
Charles Wilkins vs. Bluefield State, 12/5/70

30

Nah'Shon Hyland vs. Dayton, 3/5/21
Nah'Shon Hyland vs. N.C. A&T, 12/9/20
Issac Vann vs. St. John's, 11/20/18
JeQuan Lewis vs. Saint Mary's, 3/16/17
Melvin Johnson at La Salle, 2/3/16
Bradford Burgess at Drexel, 1/6/10
Eric Maynor vs. Delaware, 2/18/09
Eric Maynor vs. Northeastern, 1/27/09

Eric Maynor vs. Akron, 12/17/08
Eric Maynor at Bradley, 12/22/07
Jamal Shuler vs. Maryland, 12/2/07
Kenny Harris vs. South Florida, 2/20/93
Chris Cheeks vs. Memphis, 1/28/89
Chris Cheeks vs. UAB, 1/26/89
Chris Cheeks vs. Old Dominion, 1/23/89
Phil Stinnie vs. UAB, 2/13/88
Phil Stinnie vs. East Carolina, 12/12/87
Rolando Lamb vs. Marshall, 3/15/85
Calvin Duncan vs. South Alabama, 1/15/83
Jesse Dark vs. St. Mary's, 1/18/74
Jesse Dark vs. Morehead State, 12/4/73

RPI RECORDS

55

Donald Ross Jr. vs. Old Dominion, 2/14/68

44

Len Creech vs. Roanoke, 2/15/66

43

Len Creech vs. Bridgewater, 12/5/65

39

Len Creech at Pembroke, 2/19/65

38

Len Creech vs. Southeastern, 1/16/65

36

Len Creech at Southeastern, 2/2/67
Len Creech at Randolph-Macon, 12/13/65

35

Len Creech at Pembroke, 2/20/65

34

Len Creech at Frederick, 12/10/65

32

Len Creech vs. Rutgers-Central, 1/20/67
Len Creech at Southeastern, 2/12/66
Len Creech vs. Southeastern, 1/7/66
Len Creech vs. Roanoke, 1/11/65

31

Len Creech at Roanoke, 2/15/67
Len Creech at North Carolina Wesleyan, 2/7/67
Len Creech vs. Washington & Lee, 2/8/66
Len Creech at Newport News Apprent., 12/8/65

30

Len Creech at Southeastern, 1/21/67
Len Creech vs. Old Dominion, 12/11/64

Richmond Professional Institute merged with the Medical College of Virginia in 1968 to form VCU.

100-POINT TEAM SCORING PERFORMANCES

VCU

Date	Score	Opponent
1. 12/11/68	120-77	SOUTHEASTERN
2. 12/18/68	101-84	at Bridgewater
3. 12/20/68	106-100	WEST LIBERTY ST. (ot)
4. 2/20/69	101-84	HAMPDEN-SYDNEY
5. 11/28/69	142-83	COL. OF CHARLESTON
6. 12/19/69	123-99	ATLANTIC CHRISTIAN
7. 1/10/70	110-78	SOUTHEASTERN
8. 2/7/70	103-93	VIRGINIA UNION
9. 2/9/70	111-87	at Atlantic Christian
10. 2/10/70	106-80	PIKEVILLE
11. 2/16/70	105-77	HIGH POINT
12. 12/5/70	105-86	BLUEFIELD STATE
13. 1/9/71	114-66	UNC WILMINGTON
14. 1/25/71	107-68	at Virginia State
15. 2/5/71	116-56	SOUTHEASTERN
16. 2/13/71	117-89	at York
17. 2/18/71	112-74	VIRGINIA STATE
18. 2/20/71	104-75	at UNC Wilmington
19. 12/6/71	102-70	WILMINGTON
20. 1/3/72	109-94	ST. FRANCIS (Pa.)
21. 1/21/72	103-48	SOUTHEASTERN
22. 2/8/72	122-73	SOUTHEASTERN
23. 2/14/72	109-94	at Virginia Union
24. 2/21/72	112-99	LOYOLA (La.)
25. 3/1/72	103-80	at Wilmington
26. 2/24/73	115-70	BROOKLYN
27. 2/27/73	121-70	SOUTHEASTERN
28. 12/4/73	116-85	MOREHEAD STATE
29. 12/21/73	101-102	AUSTIN PEAY (ot)
30. 1/15/74	107-64	CORNELL
31. 1/18/74	117-91	ST. MARY'S
32. 1/29/74	119-69	BUFFALO STATE
33. 2/4/74	111-70	UNC ASHEVILLE
34. 2/11/74	102-64	WEST FLORIDA
35. 2/18/74	108-71	WILMINGTON
36. 2/22/74	125-74	SOUTHEASTERN
37. 2/25/74	110-92	MERCER
38. 12/2/74	104-96	WILMINGTON
39. 12/5/74	112-74	HARDIN-SIMMONS
40. 12/21/74	105-73	BUFFALO
41. 1/8/75	116-79	BAPTIST (S.C.)
42. 1/21/75	120-60	ST. MARY'S
43. 2/15/75	113-75	ELMIRA
44. 12/20/75	102-81	NORTHEASTERN
45. 12/29/75	115-70	CCNY
46. 1/19/76	102-71	BROCKPORT STATE
47. 2/3/76	120-61	BAPTIST (S.C.)
48. 2/17/76	104-99	at Brockport State (ot)
49. 2/21/76	105-75	DELAWARE STATE
50. 12/9/78	120-69	SOUTHEASTERN
51. 2/7/80	105-78	SOUTH FLORIDA

52. 2/23/80	100-93	at Charlotte
53. 2/25/80	105-88	UAB
54. 12/10/88	100-73	vs. Alcorn State
55. 1/14/89	101-93	OLD DOMINION (ot)
56. 12/8/90	105-141	at Oklahoma
57. 12/22/90	102-72	at Chaminade
58. 3/2/91	100-89	vs. Western Kentucky
59. 12/1/92	103-68	NEW HAMPSHIRE
60. 1/2/93	103-75	GEORGE MASON
61. 12/22/93	109-88	at George Mason
62. 1/3/95	108-85	GEORGE MASON
63. 12/19/98	104-94	NORFOLK STATE
64. 12/22/99	101-86	VMI
65. 12/2/00	107-106	TEXAS A&M (2ot)
66. 12/15/03	105-51	NORTH CAROLINA A&T
67. 1/28/04	101-76	TOWSON
68. 12/2/06	102-84	HOUSTON
69. 2/3/07	100-71	GEORGIA STATE
70. 1/27/10	112-53	TOWSON
71. 11/12/10	101-86	UNC GREENSBORO
72. 1/2/13	109-58	at ETSU
73. 11/20/14	106-66	UMES
74. 11/29/24	103-58	ELIZABETH CITY STATE

OPPONENT

Date	Score	Opponent
1. 11/30/68	88-105	at Georgia Southern
2. 12/19/68	81-103	NEW YORK TECH
3. 12/20/68	100-106	WEST LIBERTY ST. (ot)
4. 1/15/69	77-109	at High Point
5. 2/5/69	69-101	at Old Dominion
6. 12/4/69	73-115	at Western Kentucky
7. 12/8/69	71-103	at Providence
8. 1/24/70	99-121	at Loyola (La.)
9. 12/1/70	70-102	at Bradley
10. 12/3/70	77-100	at DePaul
11. 12/12/70	80-107	at Eastern Kentucky
12. 1/10/72	97-109	NORFOLK STATE
13. 12/5/72	90-103	at Morehead State
14. 1/20/73	74-102	at Canisius
15. 12/11/73	80-102	at Middle Tennessee
16. 12/15/73	96-103	at Canisius
17. 12/21/73	101-102	AUSTIN PEAY (ot)
18. 3/3/75	72-117	at Auburn
19. 12/16/76	59-109	AUBURN
20. 1/2/88	96-100	at South Alabama (ot)
21. 12/1/89	73-100	at Syracuse
22. 12/8/90	105-141	at Oklahoma
23. 3/3/91	78-105	vs. South Alabama
24. 1/30/92	94-105	TEXAS
25. 12/2/99	107-106	TEXAS A&M (2ot)
26. 12/6/99	82-101	at TCU
27. 1/12/18	79-106	at Dayton

YEARLY LEADERS



► B.A. Walker led VCU in scoring (14.8 ppg) and free throw percentage (.848) in 2006-07.

SCORING

Year	Name	GP	Pts.	Avg.
1968-69	Charles Wilkins	23	552	24.0
1969-70	Charles Wilkins	24	660	27.5
1970-71	Charles Wilkins	25	506	20.2
1971-72	Jesse Dark	19	421	22.1
1972-73	Bernard Harris	20	387	19.5
1973-74	Jesse Dark	24	555	23.1
1974-75	Richard Jones	14	246	17.6
1975-76	Tom Motley	25	460	18.4
1976-77	Gerald Henderson	25	506	20.2
1977-78	Gerald Henderson	28	450	16.1
1978-79	Lorenza Watson	25	387	15.5
1979-80	Monty Knight	30	497	16.6
1980-81	Kenny Stancell	29	449	15.5
1981-82	Monty Knight	28	473	16.9
1982-83	Calvin Duncan	31	539	17.4
1983-84	Calvin Duncan	29	393	13.6
1984-85	Rolando Lamb	32	553	17.3
1985-86	Nicky Jones	28	426	15.2
1986-87	Phil Stinnie	31	462	14.9
1987-88	Phil Stinnie	34	803	23.6
1988-89	Chris Cheeks	28	667=	23.8
1989-90	Elander Lewis	25	347	13.9
1990-91	Kendrick Warren	31	488	15.7
1991-92	Kendrick Warren	29	550	19.0
1992-93	Kendrick Warren	19	335	17.6
1993-94	Kendrick Warren	27	485	18.0
1994-95	Tyron McCoy	30	455	15.2
1995-96	Bernard Hopkins	33	538	16.3
1996-97	Patrick Lee	27	434	16.1
1997-98	Mylo Brooks	28	295	10.5
1998-99	Bo Jones	31	443	14.3
1999-00	Bo Jones	28	462	16.5
2000-01	Bo Jones	29	429	14.8
2001-02	Willie Taylor	31	531	17.1
2002-03	Willie Taylor	28	483	17.3
2003-04	Domonic Jones	31	505	16.3
2004-05	Nick George	32	538	16.8
2005-06	Nick George	29	491	16.9

2006-07	B.A. Walker	35	517	14.8
2007-08	Eric Maynor	32	573	17.9
2008-09	Eric Maynor	34	760	22.4
2009-10	Larry Sanders	35	504	14.4
2010-11	Jamie Skeen	40	611	15.7
2011-12	Bradford Burgess	36	484	13.4
2012-13	Treveen Graham	36	544	15.1
2013-14	Treveen Graham	35	553	15.8
2014-15	Treveen Graham	33	533	16.2
2015-16	Melvin Johnson	36	626	17.4
2016-17	JeQuan Lewis	35	531	15.2
2017-18	Justin Tillman	33	625	18.9
2018-19	Marcus Evans	33	448	13.6
2019-20	Marcus Santos-Silva	31	397	12.8
2020-21	Nah'Shon Hyland	24	467	19.5
2021-22	Vince Williams Jr.	30	422	14.1
2022-23	Ace Baldwin Jr.	30	381	12.7
2023-24	Max Shulga	37	519	14.0
2024-25	Max Shulga	35	526	15.0

REBOUNDING

Year	Name	GP	Rebs.	Avg.
1968-69	Not available			
1969-70	Charles Wilkins	24	398	16.6
1970-71	Greg McDougald	25	323	12.9
1971-72	Richard Jones	19	249	13.1
1972-73	Bernard Harris	20	217	10.9
1973-74	Bernard Harris	24	279	11.6
1974-75	Tom Motley	25	211	8.4
1975-76	Tom Motley	25	213	8.5
1976-77	Lorenza Watson	26	311	12.0
1977-78	Lorenza Watson	28	332	11.9
1978-79	Lorenza Watson	25	313	12.5
1979-80	Greg McCray	30	192	6.4
1980-81	Greg McCray	29	281	9.7
1981-82	Kenny Stancell	28	228	8.1
1982-83	Fred Brown	31	234	7.5
1983-84	Mike Schlegel	30	215	7.2
1984-85	Mike Schlegel	32	260	8.1

1985-86	Phil Stinnie	28	199	7.1
1986-87	Phil Stinnie	31	233	7.5
1987-88	John Thompson	35	279	8.0
1988-89	Martin Henlan	28	253	9.0
1989-90	Martin Henlan	28	215	7.7
1990-91	Kendrick Warren	31	265	8.5
1991-92	Kendrick Warren	29	276	9.5
1992-93	Kendrick Warren	19	172	9.1
1993-94	Kendrick Warren	27	336	12.4
1994-95	Bernard Hopkins	30	254	8.5
1995-96	Bernard Hopkins	33	333	10.1
1996-97	George Byrd	27	143	7.2
1997-98	Torrance Archie	28	181	6.5
1998-99	Shawn Hampton	31	209	6.7
1999-00	Shawn Hampton	28	191	6.8
2000-01	L.F. Likholitov	29	203	7.0
2001-02	L.F. Likholitov	32	246	7.7
2002-03	Troy Godwin	28	230	8.2
2003-04	Troy Godwin	31	217	7.0
2004-05	Nick George	32	186	5.8
2005-06	Jesse Pellot-Rosa	29	148	5.1
2006-07	Wil Fameni	35	189	5.4
2007-08	Larry Sanders	32	165	5.2
2008-09	Larry Sanders	34	292	8.6
2009-10	Larry Sanders	34	319	9.1
2010-11	Jamie Skeen	40	286	7.3
2011-12	Juvonte Reddic	36	240	6.7
2012-13	Juvonte Reddic	36	291	8.1
2013-14	Juvonte Reddic	35	294	8.4
2014-15	Treveen Graham	33	233	7.1
2015-16	Justin Tillman	36	219	6.1
2016-17	Justin Tillman	33	288	8.7
2017-18	Justin Tillman	33	327	9.9
2018-19	Marcus Santos-Silva	33	243	7.4
2019-20	Marcus Santos-Silva	31	277	8.9
2020-21	Vince Williams Jr.	26	136	5.2
2021-22	Vince Williams Jr.	30	179	6.0
2022-23	Jalen DeLoach	34	234	6.9
2023-24	Tobi Lawal	38	227	6.0



► Kendrick Warren led the Rams in both scoring and rebounding every season from 1990-94.

2024-25 Jack Clark 35 243 6.9

FIELD GOAL PERCENTAGE

Year	Name	FGM-FGA	Pct.
1968-69	Not available		
1969-70	Not available		
1970-71	Greg McDougald	181-375	.482
1971-72	Bernard Harris	152-252	.603
1972-73	Not available		
1973-74	Bernard Harris	210-415	.506
1974-75	Tom Motley	141-276	.510
1975-76	Gerald Henderson	196-395	.496
1976-77	Lorenza Watson	159-293	.543
1977-78	Gerald Henderson	185-377	.491
1978-79	Danny Kottak	147-271	.542
1979-80	Edmund Sherod	164-307	.534
1980-81	Danny Kottak	147-254	.579
1981-82	Kenny Stancell	168-305	.551
1982-83	Fred Brown	201-377	.533
1983-84	Michael Brown	151-265	.574
1984-85	Mike Schlegel	167-291	.574
1985-86	Michael Brown	160-333	.480
1986-87	Phil Stinnie	177-349	.507
1987-88	Phil Stinnie	292-604	.483
1988-89	Chris Cheeks	246-520	.473
1989-90	Elander Lewis	144-309	.466
1990-91	Kendrick Warren	204-377	.541
1991-92	Kendrick Warren	229-422	.543
1992-93	Sherron Mills	196-348	.563
1993-94	Kendrick Warren	195-366	.533
1994-95	Bernard Hopkins	172-294	.585
1995-96	Bernard Hopkins	224-400	.560
1996-97	Patrick Lee	147-313	.470
1997-98	Torrance Archie	98-183	.536
1998-99	Shannon Martin	101-206	.490
1999-00	Shawn Hampton	102-199	.513
2000-01	L.F. Likholitov	111-196	.566
2001-02	L.F. Likholitov	122-237	.515
2002-03	Willie Taylor	164-333	.492
2003-04	Troy Godwin	151-262	.576
2004-05	Michael Doles	156-333	.468
2005-06	Nick George	167-357	.468
2006-07	Wil Fameni	123-255	.482
2007-08	Larry Sanders	63-125	.504
2008-09	Kirill Pishchalnikov	67-124	.540
2009-10	Larry Sanders	196-367	.534
2010-11	Jamie Skeen	198-382	.518
2011-12	Juvonte Reddic	149-290	.514
2012-13	Juvonte Reddic	210-369	.569
2013-14	Juvonte Reddic	165-324	.509
2014-15	Mo Alie-Cox	101-170	.594
2015-16	Mo Alie-Cox	137-224	.612
2016-17	Justin Tillman	174-294	.592
2017-18	Khris Lane	91-162	.562
2018-19	Marcus Santos-Silva	129-217	.594
2019-20	Marcus Santos-Silva	161-283	.569
2020-21	Hason Ward	67-115	.583
2021-22	Jalen DeLoach	58-99	.586
2022-23	Nick Kern Jr.	80-129	.620
2023-24	Tobi Lawal	110-165	.667
2024-25	Luke Bamgboye	58-97	.598

FREE THROW PERCENTAGE

Year	Name	FT-FTA	Pct.
------	------	--------	------



► Bernard Hopkins paced VCU in rebounding and field goal percentage during both the 1994-95 and 1995-96 campaigns. He also led the Rams in scoring in 1995-96.

1968-69	Not available		
1969-70	Not available		
1970-71	Charles Booker	67-97	.691
1971-72	Jesse Dark	76-109	.699
1972-73	Not available		
1973-74	Jesse Dark	65-90	.722
1974-75	Richard Jones	50-67	.746
1975-76	Tic Price	65-88	.739
1976-77	Tim Binns	53-65	.815
1977-78	Penny Elliott	91-122	.746
1978-79	Danny Kottak	70-90	.778
1979-80	Edmund Sherod	93-118	.788
1980-81	Danny Kottak	76-96	.792
1981-82	Monty Knight	79-103	.767
1982-83	Calvin Duncan	145-174	.833
1983-84	Calvin Duncan	111-140	.793
1984-85	Calvin Duncan	119-147	.810
1985-86	Nicky Jones	94-115	.817
1986-87	Phil Stinnie	105-144	.729

1987-88	Phil Stinnie	188-228	.825
1988-89	Chris Cheeks	126-165	.764
1989-90	Lionel Bacon	34-47	.723
1990-91	Derek Thompkins	36-39	.923
1991-92	Sherron Mills	72-103	.699
1992-93	Sherron Mills	70-100	.700
1993-94	Tyron McCoy	111-134	.828
1994-95	Tyron McCoy	92-120	.767
1995-96	George Byrd	92-145	.634
1996-97	Patrick Lee	78-98	.796
1997-98	Mylo Brooks	70-92	.761
1998-99	Bo Jones	71-91	.780
1999-00	Bo Jones	92-109	.844
2000-01	Bo Jones	93-112	.830
2001-02	Willie Taylor	153-180	.850
2002-03	Emanuel Mathis	67-76	.882
2003-04	Michael Doles	55-79	.696
2004-05	B.A. Walker	61-71	.859
2005-06	Nick George	105-147	.714
2006-07	B.A. Walker	67-79	.848
2007-08	Jamal Shuler	75-94	.798
2008-09	Eric Maynor	198-243	.815
2009-10	Joey Rodriguez	95-118	.805
2010-11	Joey Rodriguez	93-114	.816
2011-12	Troy Daniels	43-51	.843
2012-13	Briante Weber	51-65	.785
2013-14	Rob Brandenberg	44-55	.800
2014-15	JeQuan Lewis	77-96	.802
2015-16	JeQuan Lewis	96-112	.857
2016-17	JeQuan Lewis	112-137	.818
2017-18	Jonathan Williams	98-125	.784
2018-19	Issac Vann	81-99	.818
2019-20	De'Riante Jenkins	63-72	.875
2020-21	Nah'Shon Hyland	94-104	.862
2021-22	Vince Williams Jr.	83-102	.814
2022-23	Ace Baldwin Jr.	93-117	.795
2023-24	Max Shulga	141-161	.876
2024-25	Zeb Jackson	86-97	.887



► Sherron Mills shot a team-high 56.3 percent from the field in 1992-93, while connecting at a 70 percent clip from the free throw line.

1,000-POINT SCORERS


Rk.	Name	Hometown	Years	Points
1.	Eric Maynor	Raeford, N.C.	2005-08	1,953
2.	Treveon Graham	Temple Hills, Md.	2011-15	1,882
3.	Kendrick Warren	Richmond, Va.	1990-94	1,858
4.	Charles Wilkins	Richmond, Va.	1968-71	1,716
5.	Bradford Burgess	Midlothian, Va.	2008-12	1,684
6.	Melvin Johnson	Bronx, N.Y.	2012-16	1,657
7.	Phil Stinnie	Charlottesville, Va.	1984-88	1,645
8.	Calvin Duncan	Linden, N.J.	1981-85	1,630
9.	Domonic Jones	Chesterfield, Va.	2000-04	1,616
10.	Jesse Dark	Richmond, Va.	1970-74	1,586
11.	Monty Knight	Richmond, Va.	1978-82	1,549
12.	Nick George	Manchester, England	2002-06	1,546
13.	Gerald Henderson	Richmond, Va.	1974-78	1,542
14.	B.A. Walker	Onancock, Va.	2003-07	1,480
15.	Tyron McCoy	Bethune, S.C.	1991-95	1,456
16.	JeQuan Lewis	Dickson, Tenn.	2013-17	1,444
17.	Juvonte Reddic	Winston-Salem, N.C.	2010-14	1,438
18.	Justin Tillman	Detroit, Mich.	2014-18	1,415
19.	Bernard Harris	Roanoke, Va.	1970-74	1,379
20.	Michael Brown	Hopewell, Va.	1982-86	1,369
21.	Willie Taylor	Nashville, Tenn.	2000-03	1,367
22.	Joey Rodriguez	Merritt Island, Fla.	2007-11	1,362
23.	Bo Jones	Richmond, Va.	1998-01	1,334
24.	Edmund Sherod	Richmond, Va.	1977-81	1,324
25.	Chris Cheeks	Washington, D.C.	1987-89	1,273
26.	Danny Kottak	Louisville, Ky.	1977-81	1,270
27.	Lorenza Watson	Farmville, Va.	1975-79	1,257
28.	Rob Brandenburg	Gahanna, Ohio	2010-14	1,219
29.	Kenny Stancell	Galatia, N.C.	1978-82	1,184
30.	Tom Motley	Danville, Va.	1972-76	1,180
31.	De'Riante Jenkins	Eutawville, S.C.	2016-20	1,179
32.	Mike Schlegel	Bay Shore, N.Y.	1981-85	1,173
33.	Rolando Lamb	Portsmouth, Va.	1981-85	1,130
34.	Jesse Pellot-Rosa	Richmond, Va.	2003-07	1,128
35.	Mo Alie-Cox	Alexandria, Va.	2013-17	1,092
36.	LaMar Taylor	Richmond, Va.	1997-01	1,078
37.	Max Shulga	Kyiv, Ukraine	2023-25	1,045
38.	Larry Sanders	Fort Pierce, Fla.	2007-10	1,044
39.	Richard Jones	Richmond, Va.	1971-75	1,019
40.	Jamal Shuler	Jacksonville, N.C.	2004-08	1,011
	RPI – Len Creech	Richmond, Va.	1964-67, 68-69	2,019



Maynor



Graham



Warren




Wilkins




Burgess



Johnson



Henderson



Duncan

VCU IN THE NBA

VCU RAMS DRAFTED INTO THE NBA

Player	Year	Round (No.)	Team
Bernie Harris*	1974	4 (63)	Buffalo Braves
Jesse Dark*	1974	2 (32)	New York Knicks
Rich Jones	1975	5 (89)	Washington Bullets
Gerald Henderson*	1978	3 (64)	San Antonio Spurs
Ren Watson	1979	7 (137)	Golden State Warriors
Ken Jones	1980	5 (109)	Milwaukee Bucks
Edmund Sherod*	1981	4 (72)	New Jersey Nets
Greg McCray	1981	9 (203)	Boston Celtics
Ken Stancell	1982	4 (83)	Golden State Warriors
Monty Knight	1982	8 (162)	Cleveland Cavaliers
Fred Brown	1983	7 (159)	Phoenix Suns
Calvin Duncan	1985	2 (30)	Cleveland Cavaliers
Rolando Lamb	1985	3 (53)	Seattle SuperSonics
Mike Schlegel	1985	5 (96)	New York Knicks
Nicky Jones	1986	5 (111)	Atlanta Hawks
Phil Stinnie	1988	3 (69)	New York Knicks
Sherron Mills	1993	2 (29)	Minnesota Timberwolves
Marc Jackson^	1997	2 (38)	Golden State Warriors
Eric Maynor*	2009	1 (20)	Utah Jazz
Larry Sanders*	2010	1 (15)	Milwaukee Bucks
Nah'Shon Hyland*	2021	1 (26)	Denver Nuggets
Vince Williams Jr.*	2022	2 (47)	Memphis Grizzlies
Jamir Watkins^^	2025	2 (43)	Utah Jazz
Max Shulga	2025	2 (57)	Orlando Magic

* - Played in NBA

^ - Finished career at Temple | Finished career at Florida State



► **DID YOU KNOW?** With the selections of Eric Maynor (2009 - Utah) (pictured) and Larry Sanders (2010 - Milwaukee), VCU became the first school in the state of Virginia to produce back-to-back first round NBA Draft picks.



VCU RAMS WHO PLAYED IN THE NBA (THROUGH 2024-25 SEASON)

Player	From	To	Games	Teams
Bernie Harris	1974	1975	11	Braves
Jesse Dark	1974	1974	47	Knicks
Gerald Henderson	1978	1992	871	Celtics, SuperSonics, Knicks, 76ers, Pistons, Rockets
Edmund Sherod	1982	1983	64	Knicks
Marc Jackson^	2001	2007	387	Warriors, Timberwolves, 76ers, Nets, Pelicans
Eric Maynor	2009	2014	267	Jazz, Thunder, Trailblazers, Wizards, 76ers
Larry Sanders	2010	2015	233	Bucks, Cavaliers
Briante Weber	2016	2018	45	Grizzlies, Heat, Warriors, Hornets, Rockets
Troy Daniels	2014	2020	339	Rockets, Timberwolves, Hornets, Grizzlies, Suns, Lakers, Nuggets
Treveen Graham	2016	2020	180	Hornets, Nets, Hawks
Nah'Shon "Bones" Hyland	2021	Present	185	Nuggets, Clippers, Timberwolves
Vince Williams Jr.	2022	Present	89	Grizzlies

YEAR-BY-YEAR RESULTS

1968-69

Coach: Benny Dees

Record: 12-11

Nov. 27	at Augusta	L	71-89
Nov. 30	at Georgia Southern	L	88-105
Dec. 6	WASHINGTON & LEE	L	70-83
Dec. 7	at Hampden-Sydney	L	79-83
Dec. 9	N. NEWS APPRENTICE	W	78-69
Dec. 13	SOUTHEASTERN	W	120-77
Dec. 14	at Pembroke State	W	86-77
Dec. 18	#at Bridgewater	W	101-84
Dec. 19	#vs. New York Tech	L	81-103
Dec. 20	#vs. West Liberty State (ot)	W	106-100
Dec. 21	#vs. Maryland State	L	69-71
Dec. 27	%vs. Roanoke	L	59-84
Dec. 28	%vs. West Virginia State	W	79-73
Dec. 29	%vs. Denison	W	76-69
Jan. 7	at Washington & Lee	L	75-80
Jan. 9	at Virginia Union	W	96-74
Jan. 11	PEMBROKE STATE	W	72-57
Jan. 15	at High Point	L	77-109
Feb. 5	at Old Dominion	L	69-101
Feb. 8	at Southeastern	W	89-60
Feb. 12	VIRGINIA UNION	L	82-89
Feb. 18	BRIDGEWATER	W	95-86
Feb. 20	HAMPDEN-SYDNEY	W	101-84

#Quantico Tournament, Quantico, Va.

%Fort Eustis Tournament, Newport News, Va.

All home games played at Franklin Street Gym

1969-70

Coach: Benny Dees

Record: 13-10

Nov. 28	COLL. OF CHARLESTON	W	142-83
Dec. 2	at Long Island	L	67-72
Dec. 4	at Western Kentucky	L	73-115
Dec. 6	at Tennessee Tech	L	81-88
Dec. 8	at Providence	L	71-103
Dec. 10	OLD DOMINION	L	82-93
Dec. 16	HAMPDEN-SYDNEY	W	86-59
Dec. 19	ATLANTIC CHRISTIAN	W	123-99
Dec. 22	at Akron	W	87-85
Jan. 5	WASHINGTON & LEE	W	90-83
Jan. 10	SOUTHEASTERN	W	110-78
Jan. 21	at Old Dominion	L	90-94
Jan. 24	at Loyola (La.)	L	99-121
Feb. 4	VIRGINIA STATE (ot)	W	96-92
Feb. 6	YORK	W	96-77
Feb. 7	VIRGINIA UNION	W	103-93
Feb. 9	at Atlantic Christian	W	111-87
Feb. 10	PIKEVILLE	W	106-80
Feb. 16	HIGH POINT	W	105-77
Feb. 19	at Hampden-Sydney	W	87-81
Feb. 21	at Ohio	L	75-95
Feb. 23	at Eastern Kentucky	L	78-84
Feb. 24	at Washington & Lee	L	71-87

All home games played at Franklin Street Gym

1970-71

Coach: Chuck Noe

Record: 15-9

Dec. 1	at Bradley	L	70-102
Dec. 2	at Butler	L	97-99
Dec. 3	at DePaul	L	77-100
Dec. 5	BLUEFIELD STATE	W	105-86
Dec. 7	CAMPBELL	W	79-78
Dec. 10	at Western Kentucky	L	71-96
Dec. 12	at Eastern Kentucky	L	80-107
Dec. 19	AKRON	W	74-70
Dec. 28	MINNESOTA	W	63-56
Jan. 6	MOUNT ST. MARY'S	W	97-78
Jan. 9	UNC WILMINGTON	W	114-66
Jan. 18	HAVERFORD	W	93-49
Jan. 22	at Virginia Union	W	90-76
Jan. 25	at Virginia State	W	107-68
Jan. 28	at Arkansas State	L	86-94
Jan. 30	at LSU-New Orleans	L	96-99
Feb. 5	SOUTHEASTERN	W	116-56
Feb. 10	OLD DOMINION	W	79-71
Feb. 13	at York	W	117-89
Feb. 14	at St. Francis (Pa.)	L	74-80
Feb. 18	VIRGINIA STATE	W	112-74

Feb. 20	at UNC Wilmington	W	104-75
Feb. 22	VIRGINIA UNION	W	81-76
Feb. 27	at Old Dominion	L	85-98

All home games played at Franklin Street Gym

1971-72

Coach: Chuck Noe

Record: 15-4

Dec. 4	JAMES MADISON FS	W	93-68
Dec. 6	WILMINGTON FS	W	102-70
Dec. 9	at Missouri	L	66-73
Dec. 11	at Western Kentucky	L	76-85
Dec. 16	BALTIMORE FS	W	86-76
Dec. 18	GLASSBORO STATE FS	W	86-72
Dec. 20	EAST TENN. STATE RC	W	84-71
Jan. 3	ST. FRANCIS RC	W	109-94
Jan. 10	NORFOLK STATE RC	L	97-109
Jan. 21	SOUTHEASTERN FS	W	103-48
Jan. 29	VALPARAISO FS	W	86-76
Jan. 31	VIRGINIA UNION FS	W	90-85
Feb. 2	at Mount St. Mary's	W	96-65
Feb. 8	SOUTHEASTERN FS	W	122-73
Feb. 14	at Virginia Union	W	109-94
Feb. 18	at Fairleigh Dickinson (ot)	L	86-89
Feb. 21	LOYOLA (La.) RC	W	112-99
Mar. 1	at Wilmington	W	103-80
Mar. 6	IONA RC	W	93-74

FS – Franklin Street Gym

RC – Richmond Coliseum

1972-73

Coach: Chuck Noe

Record: 15-5

Nov. 27	WILMINGTON FS	W	94-75
Dec. 4	at East Tennessee State	W	79-69
Dec. 5	at Morehead State	L	90-103
Dec. 9	at Eastern Kentucky	L	86-96
Dec. 12	FAIR, DICKINSON RC	W	63-47
Dec. 21	E. KENTUCKY RC	W	69-63
Jan. 10	WEST CHESTER RC	W	87-65
Jan. 13	at Wilmington	W	83-75
Jan. 15	at Norfolk State	W	92-91
Jan. 17	CANISIUS RC	W	80-66
Jan. 20	at Centenary	L	74-102
Jan. 27	N. CAROLINA A&T RC	W	79-78
Jan. 30	at Northern Illinois	L	81-91
Feb. 2	VIRGINIA UNION FS	L	75-77
Feb. 7	EAST TENN. STATE RC	W	61-50
Feb. 10	at Baltimore	W	67-61
Feb. 15	at Virginia Union	W	79-76
Feb. 20	at Iona	W	81-74
Feb. 24	BROOKLYN FS	W	115-70
Feb. 27	SOUTHEASTERN FS	W	121-70

FS – Franklin Street Gym

RC – Richmond Coliseum

1973-74

Coach: Chuck Noe

Record: 17-7

Dec. 1	EAST TENN. STATE RC	W	96-55
Dec. 4	MOREHEAD STATE RC	W	116-85
Dec. 8	NORTHERN ILLINOIS RC	W	87-71
Dec. 11	at Middle Tennessee	L	80-102
Dec. 15	at Canisius	L	96-103
Dec. 19	TEXAS A&M RC	W	72-71
Dec. 21	AUSTIN PEAY (ot) RC	L	101-102
Dec. 26	at Pacific	L	75-80
Dec. 28	at Boise State	W	87-85
Jan. 4	at Mercer	L	89-90
Jan. 7	at Austin Peay	L	65-81
Jan. 12	at Cincinnati	L	51-57
Jan. 15	CORNELL RC	W	107-64
Jan. 18	ST. MARY'S FS	W	117-91
Jan. 21	CENTENARY RC	W	82-79
Jan. 27	at Detroit	W	77-70
Jan. 29	BUFFALO STATE FS	W	119-69
Feb. 4	UNC ASHEVILLE FS	W	111-70
Feb. 8	NE ILLINOIS FS	W	98-76
Feb. 11	WEST FLORIDA FS	W	102-64
Feb. 16	IONA RC	W	94-73
Feb. 18	WILMINGTON FS	W	108-71
Feb. 22	SOUTHEASTERN FS	W	125-74

Feb. 25	MERCER RC	W	110-92
---------	-----------	---	--------

FS – Franklin Street Gym

RC – Richmond Coliseum

1974-75

Coach: Chuck Noe

Record: 17-8

Nov. 30	at Iowa	L	80-95
Dec. 2	WILMINGTON FS	W	104-96
Dec. 5	HARDIN-SIMMONS RC	W	112-74
Dec. 7	at Baylor	L	81-83
Dec. 9	at Hardin-Simmons	W	84-71
Dec. 10	at Texas A&M	L	84-98
Dec. 17	CENTENARY RC	W	76-75
Dec. 19	NE LOUISIANA FS	W	83-75
Dec. 21	BUFFALO RC	W	105-73
Dec. 28	#ST. PETER'S RC	W	86-68
Dec. 29	#TEXAS A&M RC	L	80-84
Jan. 8	BAPTIST (S.C.) FS	W	116-79
Jan. 11	at Maine	L	90-91
Jan. 15	MD-EAST. SHORE RC	W	89-57
Jan. 21	ST. MARY'S FS	W	120-60
Jan. 25	WESTERN ILLINOIS FS	W	99-83
Jan. 27	at Centenary	L	66-73
Feb. 8	MERCER RC	W	95-75
Feb. 11	DELAWARE STATE FS	W	91-60
Feb. 15	ELMIRA FS	W	113-75
Feb. 17	at Md.-Eastern Shore	W	85-75
Feb. 22	at Mercer	W	68-63
Feb. 24	CANISIUS RC	W	86-61
Feb. 28	DETROIT RC	L	58-67
Mar. 3	at Auburn	L	72-117

#Lions-VCU Holiday Tour., Richmond Coliseum

FS – Franklin Street Gym

RC – Richmond Coliseum

1975-76

Coach: Chuck Noe

Record: 16-9

Nov. 29	BALTIMORE FS	W	84-78
Dec. 1	WILMINGTON FS	W	99-75
Dec. 9	at Southern Illinois	L	69-79
Dec. 13	BAYLOR RC	W	68-64
Dec. 16	at Centenary	L	69-94
Dec. 18	at Georgia State	L	56-57
Dec. 20	NORTHEASTERN RC	W	102-81
Dec. 29	#CCNY RC	W	115-70
Dec. 30	#MICHIGAN STATE RC	W	80-75
Jan. 3	at Memphis State	L	72-92
Jan. 13	at Western Illinois	W	83-81
Jan. 16	MD-EAST. SHORE RC	W	92-68
Jan. 19	BROCKPORT STATE FS	W	102-71
Jan. 24	at North Texas State	L	72-89
Jan. 26	at Oral Roberts	L	68-84
Jan. 29	at Richmond	L	65-71
Jan. 31	OKLAHOMA CITY RC	W	67-66
Feb. 3	CHARLES, BAPTIST FS	W	120-61
Feb. 6	MAINE FS	W	92-82
Feb. 10	RICHMOND RC	L	66-68
Feb. 17	at Brockport State (ot)	W	104-99
Feb. 18	at Buffalo	W	97-78
Feb. 21	DELAWARE STATE FS	W	105-75
Mar. 1	CENTENARY RC	L	94-98
Mar. 4	BENTLEY FS	W	96-56

#VCU-Holiday Tournament, Richmond Coliseum

FS – Franklin Street Gym

RC – Richmond Coliseum

1976-77

Coach: Dana Kirk

Record: 13-13

Nov. 29	N. CAROLINA A&T RC	W	86-57
Dec. 1	SOUTH CAROLINA ST. FS	W	78-70
Dec. 4	RICHMOND (ot) RC	L	66-68
Dec. 6	at Louisville	L	60-89
Dec. 11	MIDDLE TENNESSEE RC	L	50-59
Dec. 13	SOUTHEASTERN FS	W	87-67
Dec. 16	AUBURN RC	L	59-109
Dec. 18	GEORGIA SOUTHERN RC	W	70-65
Dec. 29	#VIRGINIA RC	L	58-65
Dec. 30	#RICHMOND RC	L	55-58

VCU BASKETBALL

Jan. 3	at Western Carolina	W	79-66
Jan. 12	METHODIST FS	W	81-64
Jan. 18	at Boston University	L	72-77
Jan. 22	GEORGIA STATE RC	W	72-56
Jan. 27	at Tulsa	L	60-66
Jan. 29	at Oral Roberts	L	52-72
Feb. 5	WRIGHT STATE RC	W	82-70
Feb. 7	WESTERN CAROLINA RC	W	69-63
Feb. 12	DELAWARE STATE FS	W	78-52
Feb. 14	at South Alabama	L	76-78
Feb. 17	ROBERT MORRIS FS	W	97-70
Feb. 19	at Georgia Southern	L	81-88
Feb. 23	SOUTH ALABAMA (ot) RC	W	85-70
Feb. 26	at Richmond (ot)	L	75-78
Mar. 1	LIBERTY FS	W	85-74
Mar. 4	at Charlotte	L	72-87

#Times-Dispatch Invitational, Richmond Coliseum
 FS – Franklin Street Gym
 RC – Richmond Coliseum

1977-78

Coach: Dana Kirk

Record: 24-5

National Invitation Tournament - First Round

Nov. 25	WILLIAM & MARY (:10)	L	54-55
Nov. 26	at Richmond	W	79-62
Dec. 3	WEST. CAROLINA RC	W	94-73
Dec. 5	SOUTHEASTERN FS	W	90-75
Dec. 8	METHODIST FS	W	94-71
Dec. 13	GEORGIA STATE (ot) RC	W	71-69
Dec. 17	OLD DOMINION RC	W	73-67
Dec. 20	SAMFORD RC	W	67-59
Dec. 28	%NORFOLK STATE RC	W	77-67
Dec. 29	%EAST TENN. STATE RC	W	86-71
Jan. 2	BOSTON UNIVERSITY FS	W	82-67
Jan. 5	at North Carolina A&T	W	63-58
Jan. 11	JAMES MADISON RC	W	64-54
Jan. 14	at Georgia State	L	79-89
Jan. 16	at Western Carolina	W	88-61
Jan. 21	RICHMOND RC	W	82-63
Jan. 25	ATLANTIC CHRISTIAN FS	W	97-64
Jan. 28	at James Madison (ot) (:00)	W	60-59
Feb. 1	at William & Mary	W	73-62
Feb. 4	at Wright State	W	63-59
Feb. 10	#VIRGINIA TECH RC	L	63-71
Feb. 11	#RICHMOND RC	W	67-66
Feb. 16	CHARLOTTE RC	W	80-75
Feb. 22	at Old Dominion	W	73-72
Feb. 24	at Samford	W	71-63
Feb. 27	RANDOLPH-MACON RC	W	74-53
Mar. 1	^at Georgetown	W	88-75
Mar. 4	&vs. St. Bonaventure (:03)	L	61-63

National Invitation Tournament

Mar. 9	at Detroit	L	86-94
--------	------------	---	-------

%Coliseum Invitational Tourn., Richmond Coliseum

#Times-Dispatch Invitational, Richmond Coliseum

^ECAC Tournament, Washington, D.C.

&ECAC Tournament, Rochester, N.Y.

FS – Franklin Street Gym

RC – Richmond Coliseum

1978-79

Coach: Dana Kirk

Record: 20-5

Nov. 24	%vs. George Washington	W	74-64
Nov. 25	%at Virginia	L	60-81
Dec. 2	CAMPBELL FS	W	65-57
Dec. 4	METHODIST FS	W	82-47
Dec. 7	RICHMOND RC	W	84-71
Dec. 9	SOUTHEASTERN FS	W	120-69
Dec. 11	N.C. CENTRAL FS	W	88-70
Dec. 16	SOUTHERN ILLINOIS RC	W	78-67
Dec. 29	#WILLIAM & MARY RC	W	60-43
Dec. 30	#OLD DOMINION RC	L	68-70
Jan. 5	&St. Francis (N.Y.)	L	61-65
Jan. 6	&Catholic	W	71-62
Jan. 8	at Cincinnati	W	74-63
Jan. 13	at East Carolina (ot)	W	85-83
Jan. 17	at Old Dominion	W	95-87
Jan. 20	at Navy (ot)	W	47-42
Jan. 24	WILLIAM & MARY RC	W	67-46
Jan. 27	at Richmond	W	96-92
Jan. 31	BALTIMORE FS	W	85-48

Feb. 3	at JMU (ot) (:00)	W	69-68
Feb. 7	ECU (ot) RC (:01)	W	86-84
Feb. 10	VIRGINIA STATE (ot) RC	W	92-75
Feb. 15	ODU (ot) RC (:03)	L	71-72
Feb. 19	at St. Bonaventure	L	76-84
Feb. 21	JAMES MADISON RC	W	65-56

%Cavalier Invitational, Charlottesville, Va.

#Times-Dispatch Invitational, Richmond Coliseum

&Siena Invitational Tournament, Loudonville, N.Y.

FS – Franklin Street Gym

RC – Richmond Coliseum

1979-80

Coach: J.D. Barnett

Record: 18-12 (8-6 Sun Belt)

NCAA Tournament - First Round

Nov. 30	%vs. East Carolina	W	72-71
Dec. 1	%at Richmond	W	69-67
Dec. 6	*JACKSONVILLE (:03)	L	63-65
Dec. 8	at William & Mary	W	57-54
Dec. 13	*at Georgia State	W	89-62
Dec. 17	*SOUTH ALABAMA	L	56-60
Dec. 20	JAMES MADISON	W	70-59
Dec. 28	#VIRGINIA	L	72-89
Dec. 29	#RICHMOND	W	86-71
Jan. 2	*CHARLOTTE	W	75-73
Jan. 5	*at South Alabama	W	87-74
Jan. 7	*at UAB	L	71-82
Jan. 9	NAVY	W	87-67
Jan. 12	at James Madison (ot)	L	51-53
Jan. 16	*at Jacksonville	L	61-74
Jan. 20	*GEORGIA STATE	L	71-77
Jan. 22	OLD DOMINION	L	64-68
Jan. 24	*at New Orleans	W	83-71
Jan. 26	*at South Florida	W	90-81
Feb. 2	Old Dominion	L	75-76
Feb. 4	*NEW ORLEANS	W	72-64
Feb. 7	*SOUTH FLORIDA	W	105-78
Feb. 10	*UAB	W	90-75
Feb. 12	WILLIAM & MARY	W	64-56
Feb. 16	*at Charlotte	L	74-75
Feb. 20	at Richmond	L	67-76

Sun Belt Tournament (Charlotte, N.C.)

Feb. 23	vs. Charlotte	W	100-93
Feb. 24	vs. South Alabama	W	74-72
Feb. 25	vs. UAB	W	105-88

NCAA Tournament (Greensboro, N.C.)

Mar. 6	vs. Iowa	L	72-86
--------	----------	---	-------

* Sun Belt Conference game

%Spider Classic, Robins Center, Richmond, Va.

#Times Dispatch Invitational, Richmond Coliseum

1980-81

Coach: J.D. Barnett

Record: 24-5 (9-3 Sun Belt)

NCAA Tournament - Second Round

Nov. 28	%vs. Lafayette	W	44-40
Nov. 29	%at Virginia	L	62-77
Dec. 3	WILLIAM & MARY	W	77-58
Dec. 9	RICHMOND	W	88-76
Dec. 13	at Old Dominion	W	65-56
Dec. 20	*GEORGIA STATE	W	81-69
Dec. 22	CINCINNATI	W	78-58
Dec. 29	#VIRGINIA TECH	W	57-51
Dec. 30	#OLD DOMINION	W	61-44
Jan. 6	*SOUTH ALABAMA	L	62-76
Jan. 10	*at UAB	L	65-67
Jan. 12	*at South Florida	L	68-73
Jan. 18	*CHARLOTTE	W	86-75
Jan. 20	*at Georgia State	W	84-71
Jan. 22	*at South Alabama	W	86-70
Jan. 26	JAMES MADISON	W	50-49
Jan. 29	*JACKSONVILLE	W	62-42
Jan. 31	at Richmond	W	66-55
Feb. 3	*at Charlotte	W	90-80
Feb. 10	OLD DOMINION	W	75-64
Feb. 12	at James Madison	W	58-57
Feb. 15	*UAB	W	79-69
Feb. 17	*SOUTH FLORIDA (ot)	W	70-64
Feb. 22	*at Jacksonville	W	59-51
Feb. 24	at William & Mary (ot)	W	68-67

Sun Belt Tournament (Jacksonville, Fla.)

Feb. 28	vs. South Florida	W	53-45
Mar. 1	vs. UAB (:04)	W	62-61

NCAA Tournament (Charlotte, N.C.)

Mar. 13	Long Island	W	85-69
Mar. 15	Tennessee (ot) (:01)	L	56-58

* Sun Belt Conference game

%Cavalier Invitational, Charlottesville, Va.

#Times-Dispatch Invitational, Richmond Coliseum

1981-82

Coach: J.D. Barnett

Record: 17-11 (7-3 Sun Belt)

Nov. 27	%vs. George Mason	L	68-81
Nov. 29	%vs. Fairfield (ot)	L	54-58
Dec. 2	JOHNS HOPKINS	W	74-46
Dec. 7	at East Tenn. State	W	79-72
Dec. 12	*SOUTH ALABAMA	W	90-64
Dec. 19	JAMES MADISON (:05)	L	45-47
Dec. 22	OLD DOMINION	W	61-55
Dec. 29	#JAMES MADISON	L	46-54
Dec. 30	#RICHMOND	W	59-53
Jan. 2	*at UAB	W	55-54
Jan. 9	*at Charlotte (2ot)	L	75-79
Jan. 11	WILLIAM & MARY (ot)	W	63-62
Jan. 17	*at South Alabama	W	74-67
Jan. 20	*JACKSONVILLE	W	92-68
Jan. 23	*SOUTH FLORIDA	W	64-44
Jan. 25	SOUTHERN MISSISSIPPI	W	71-60
Jan. 27	at St. Joseph's	L	52-60
Jan. 30	at Old Dominion	L	58-61
Jan. 31	*CHARLOTTE	W	80-58
Feb. 6	at James Madison (ot)	W	68-66
Feb. 8	RICHMOND	W	77-63
Feb. 10	at Richmond	L	59-64
Feb. 14	*at South Florida	L	68-71
Feb. 17	*at Jacksonville	W	81-73
Feb. 20	^UAB (:05)	L	55-56
Feb. 23	at William & Mary (:08)	W	65-63

Sun Belt Tournament (Birmingham, Ala.)

Feb. 27	vs. South Alabama (:06)	W	68-66
Feb. 28	at UAB	L	83-94

* Sun Belt Conference game

%Cavlier Invitational, Charlottesville, Va.

#Times-Dispatch Invitational, Richmond Coliseum

^Game played in Hampton, Va.

1982-83

Coach: J.D. Barnett

Record: 24-7 (12-2 Sun Belt)

NCAA Tournament - Second Round

Nov. 26	%vs. George Mason	W	78-67
Nov. 27	%at Virginia	L	63-69
Dec. 1	EAST TENNESSEE ST.	W	83-60
Dec. 4	ST. JOSEPH'S	W	75-64
Dec. 8	RICHMOND	W	54-48
Dec. 11	at James Madison	L	57-66
Dec. 17	^vs. Robert Morris	W	94-79
Dec. 18	^at West Virginia (ot)	L	65-66
Dec. 29	#OLD DOMINION	L	85-90
Dec. 30	#RICHMOND	W	80-74
Jan. 4	*at UAB	W	67-65
Jan. 8	at Richmond	W	65-56
Jan. 11	*at Old Dominion	L	62-67
Jan. 15	*SOUTH ALABAMA	W	89-77
Jan. 20	at Southern Mississippi	W	78-64
Jan. 23	*at South Alabama (ot) (:01)	W	79-76
Jan. 29	*CHARLOTTE	W	90-76
Jan. 31	at William & Mary (:01)	W	50-49
Feb. 3	*at Western Kentucky	W	70-57
Feb. 6	*SOUTH FLORIDA (ot)	W	70-63
Feb. 9	JAMES MADISON	W	59-53
Feb. 12	*at South Florida (:03)	W	60-58
Feb. 14	*at Jacksonville	W	68-61
Feb. 17	*UAB	W	80-68
Feb. 19	*WESTERN KENTUCKY	W	60-47
Feb. 23	*JACKSONVILLE	W	65-58
Feb. 26	*at Charlotte	W	73-71

Sun Belt Tournament (Birmingham, Ala.)

Mar. 4	vs. Western Kentucky	W	57-55
Mar. 5	at UAB	L	59-61

NCAA Tournament (Greensboro, N.C.)

Mar. 17	La Salle	W	76-67
Mar. 19	Georgia (:02)	L	54-56

YEAR-BY-YEAR RESULTS

*Sun Belt Conference game
 %Cavlier Invitational, Charlottesville, Va.
 ^Mountaineer Classic (Morgantown, W.Va.)
 #Times-Dispatch Invitational, Richmond Coliseum
 !Game played in Hampton, Va.

1983-84

Coach: J.D. Barnett
Record: 23-7 (11-3 Sun Belt)
NCAA Tournament - Second Round

Dec. 1	JOHNS HOPKINS	W	94-46
Dec. 3	EAST CAROLINA	W	75-54
Dec. 6	WILLIAM & MARY	W	41-38
Dec. 10	RICHMOND	W	59-45
Dec. 16	%vs. Brigham Young	L	77-81
Dec. 17	%vs. Wyoming	W	70-57
Dec. 20	at Dayton	W	73-67
Dec. 29	#OLD DOMINION	W	83-51
Dec. 30	#RICHMOND	W	61-47
Jan. 4	*at South Alabama	L	73-97
Jan. 9	at James Madison	W	72-47
Jan. 12	*at Charlotte	W	64-56
Jan. 16	*SOUTH ALABAMA	W	84-55
Jan. 19	*at UAB	W	63-61
Jan. 21	*at Western Kentucky (:07)	W	52-49
Jan. 26	*SOUTH FLORIDA	W	66-54
Jan. 28	*at Old Dominion (ot) (:01)	L	54-56
Feb. 2	*at South Florida	W	65-61
Feb. 4	*at Jacksonville	W	55-49
Feb. 6	*UAB	W	49-43
Feb. 9	JAMES MADISON	W	58-45
Feb. 11	*WESTERN KENTUCKY	W	69-67
Feb. 14	at Richmond	L	51-56
Feb. 18	*JACKSONVILLE (:04)	W	50-48
Feb. 22	*CHARLOTTE	W	87-58
Feb. 25	*OLD DOMINION	L	55-57

Sun Belt Tournament (Birmingham, Ala.)

Mar. 2	vs. Charlotte	W	64-52
Mar. 3	at UAB (:02)	L	52-54

NCAA Tournament (East Rutherford, N.J.)

Mar. 16	Northeastern (:00)	W	70-69
Mar. 18	Syracuse	L	63-78

*Sun Belt Conference game
 %University of Kentucky Invitational, Lexington, Ky.
 #Times-Dispatch Invitational, Richmond Coliseum

1984-85

Coach: J.D. Barnett
Record: 26-6 (12-2 Sun Belt)
NCAA Tournament - Second Round

Nov. 29	at East Carolina	W	72-61
Dec. 1	at Louisville	L	55-67
Dec. 4	at Richmond	W	69-60
Dec. 8	GEORGE MASON	W	87-78
Dec. 15	DAYTON	W	71-61
Dec. 21	%vs. Auburn	W	78-59
Dec. 22	%at Chattanooga	W	74-58
Dec. 28	#RICHMOND	W	68-52
Dec. 29	#VIRGINIA TECH	W	69-65
Jan. 5	at Jacksonville (ot)	W	67-65
Jan. 10	at Western Kentucky	W	72-58
Jan. 14	JAMES MADISON	W	65-52
Jan. 17	at Charlotte	W	85-75
Jan. 19	SOUTH FLORIDA	L	58-60
Jan. 22	WEST VIRGINIA	W	72-60
Jan. 24	at South Alabama	W	71-70
Jan. 26	at UAB	L	62-66
Jan. 31	JACKSONVILLE	W	81-54
Feb. 2	at South Florida	W	62-55
Feb. 5	at James Madison (:08)	L	65-66
Feb. 7	CHARLOTTE	W	77-56
Feb. 9	SOUTH ALABAMA	W	53-45
Feb. 13	UAB	W	67-53
Feb. 16	OLD DOMINION	W	90-71
Feb. 21	WESTERN KENTUCKY	W	85-62
Feb. 23	at Memphis	L	73-81
Feb. 25	at Old Dominion	W	78-66
Mar. 1	&Charlotte	W	85-62
Mar. 2	&Jacksonville	W	75-57
Mar. 3	&Old Dominion	W	87-82

NCAA Tournament (Albuquerque, N.M.)

Mar. 15	Marshall	W	81-65
Mar. 17	Alabama	L	59-63

%Krystal Classic, Chattanooga, Tenn.
 #Times-Dispatch Invitational, Richmond Coliseum
 &Sun Belt Tournament, Hampton, Va.

1985-86

Coach: Mike Pollio
Record: 12-16 (6-8 Sun Belt)

Nov. 30	%UNC Wilmington	W	76-75
Dec. 1	%at Virginia (ot)	L	75-79
Dec. 3	RICHMOND	L	59-64
Dec. 7	at Virginia Tech	L	52-78
Dec. 14	VIRGINIA TECH	L	65-67
Dec. 20	#RICHMOND (ot)	L	65-67
Dec. 21	#OLD DOMINION	L	55-67
Dec. 30	at George Mason	W	77-68
Jan. 7	at South Alabama (ot)	L	62-63
Jan. 9	at UAB (ot)	L	70-72
Jan. 11	at Dayton	L	64-74
Jan. 13	JAMES MADISON	W	72-51
Jan. 16	CHARLOTTE	W	67-50
Jan. 18	at Old Dominion	L	49-50
Jan. 20	at Western Kentucky (:02)	L	60-62
Jan. 23	JACKSONVILLE (2ot)	W	81-80
Jan. 25	SOUTH ALABAMA	W	83-74
Jan. 27	MARQUETTE	W	61-56
Jan. 30	WILLIAM & MARY	W	60-44
Feb. 1	at South Florida	L	67-77
Feb. 3	at Charlotte	W	87-70
Feb. 6	UAB	W	63-57
Feb. 13	OLD DOMINION	L	56-61
Feb. 15	SOUTH FLORIDA (ot)	L	60-64
Feb. 17	at Jacksonville	L	58-67
Feb. 19	at James Madison (:01)	W	66-65
Feb. 22	WESTERN KENTUCKY	W	60-56
Feb. 27	&Jacksonville	L	49-56

%Cavalier Classic, Charlottesville, Va.
 #Times-Dispatch Invitational, Richmond Coliseum
 &Sun Belt Tournament, Birmingham, Ala.

1986-87

Coach: Mike Pollio
Record: 17-14 (7-7 Sun Belt)

Nov. 28	%Vanderbilt	L	67-75
Nov. 29	%Arkansas State	W	65-57
Nov. 30	%Charlotte	L	75-87
Dec. 4	at William & Mary	W	73-64
Dec. 6	DAYTON	W	69-58
Dec. 8	MORGAN STATE	W	75-43
Dec. 13	GEORGE MASON	W	73-68
Dec. 20	CLEVELAND ST. (ot)	L	89-91
Dec. 29	#JAMES MADISON	L	74-90
Dec. 30	#RICHMOND	W	60-57
Jan. 3	CHARLOTTE	W	68-55
Jan. 8	at Old Dominion	W	77-64
Jan. 10	at Marquette	W	63-60
Jan. 12	WESTERN KENTUCKY	L	70-79
Jan. 14	at South Alabama	W	81-68
Jan. 17	at Western Kentucky	L	71-90
Jan. 20	UAB	L	70-79
Jan. 22	at Richmond	W	79-66
Jan. 24	at South Florida	W	61-57
Jan. 26	at Virginia Tech	W	70-65
Jan. 28	EAST CAROLINA	L	56-57
Jan. 31	SOUTH FLORIDA (ot)	W	68-66
Feb. 2	SOUTH ALABAMA	L	57-70
Feb. 5	at UAB	L	71-77
Feb. 7	JACKSONVILLE	L	66-77
Feb. 8	RUTGERS	W	78-67
Feb. 11	at Jacksonville	W	88-75
Feb. 14	OLD DOMINION	W	78-66
Feb. 18	JAMES MADISON	L	57-60
Feb. 21	at Charlotte	L	74-83
Feb. 26	&Charlotte	L	73-88

%Hawaiian Airlines-Silversword Classic, Maui, HI
 #Times-Dispatch Invitational, Richmond Coliseum
 &Sun Belt Tournament, Bowling Green, Ky.

1987-88

Coach: Mike Pollio
Record: 23-12 (10-4 Sun Belt)
National Invitation Tournament - Third Round

Nov. 27	%Puerto Rico-Cayey	W	99-74
---------	--------------------	---	-------

Nov. 28	%Arkansas State	W	77-68
Dec. 2	at James Madison	W	78-76
Dec. 5	at Auburn	L	80-93
Dec. 10	at East Carolina	W	75-70
Dec. 15	CHATTANOOGA	W	74-69
Dec. 18	#RICHMOND (:01)	L	58-60
Dec. 19	#VIRGINIA	W	75-66
Jan. 2	at South Alabama (ot) (:10)	L	96-100
Jan. 4	RICHMOND	W	72-53
Jan. 9	at South Florida	W	86-66
Jan. 16	at Old Dominion	L	67-71
Jan. 18	VIRGINIA TECH	W	97-84
Jan. 20	SOUTH FLORIDA	W	61-53
Jan. 23	WESTERN KENTUCKY	W	79-74
Jan. 26	at Rutgers	W	70-60
Jan. 30	SOUTH ALABAMA	W	97-70
Feb. 1	at George Mason	L	60-67
Feb. 4	UAB	L	64-78
Feb. 6	^JACKSONVILLE	W	86-64
Feb. 10	at Cleveland State	L	76-83
Feb. 13	at UAB (:00)	W	89-88
Feb. 15	at Charlotte	W	91-83
Feb. 18	at Western Kentucky (:03)	W	70-69
Feb. 20	OLD DOMINION	W	82-77
Feb. 22	MIAMI (FLA.)	L	93-96
Feb. 25	at Jacksonville	L	75-79
Feb. 27	CHARLOTTE	W	84-65
Feb. 29	at Oklahoma State	L	75-84
Mar. 5	&SOUTH FLORIDA	W	82-60
Mar. 6	&OLD DOMINION	W	91-69
Mar. 7	&CHARLOTTE	L	79-81

National Invitation Tournament

Mar. 18	at Marshall	W	81-80
Mar. 22	SOUTHERN MISSISSIPPI	W	93-89
Mar. 25	at Connecticut	L	61-72

%San Juan Shootout, San Juan, Puerto Rico
 ^game played at Robins Center.
 #Times-Dispatch Invitational, Richmond Coliseum
 &Sun Belt Tournament, Richmond Coliseum

1988-89

Coach: Mike Pollio
Record: 13-15 (9-5 Sun Belt)

Dec. 7	at Richmond	L	58-74
Dec. 9	%at Indiana	L	68-85
Dec. 10	%Alcorn State	W	100-73
Dec. 17	GEORGE MASON	W	90-78
Dec. 20	AUBURN	L	79-85
Dec. 22	JAMES MADISON (:03)	L	71-72
Dec. 29	#JAMES MADISON	W	65-56
Dec. 30	#VIRGINIA TECH	L	91-97
Jan. 9	at Miami (Fla.)	W	87-77
Jan. 11	at South Florida	W	87-73
Jan. 14	OLD DOMINION (ot)	W	101-93
Jan. 16	TULSA	L	56-60
Jan. 19	CHARLOTTE	W	73-71
Jan. 21	at Western Kentucky	L	87-91
Jan. 23	at Old Dominion	L	87-99
Jan. 26	UAB	W	79-75
Jan. 28	at Memphis	L	69-89
Jan. 31	at South Alabama	L	91-95
Feb. 4	at Charlotte	L	59-68
Feb. 6	SOUTH ALABAMA	W	85-81
Feb. 8	at Bradley	L	70-75
Feb. 13	JACKSONVILLE (:05)	W	92-89
Feb. 18	WESTERN KENTUCKY	W	85-63
Feb. 21	at Chattanooga	L	75-78
Feb. 23	at UAB	L	62-78
Feb. 25	SOUTH FLORIDA	W	78-70
Feb. 27	at Jacksonville	W	87-70
Mar. 4	&Jacksonville (ot)	L	85-93

%Indiana Classic, Bloomington, Ind.
 #Times-Dispatch Invitational, Richmond Coliseum
 & - Sun Belt Tournament, Charlotte, N.C.

1989-90

Coach: Sonny Smith
Record: 11-17 (5-9 Sun Belt)

Nov. 24	MERCER	W	79-60
Nov. 26	WOFFORD	W	71-52
Dec. 1	%at Syracuse	L	73-100
Dec. 2	%Arkansas State	L	66-82
Dec. 6	RICHMOND	L	54-66

Dec. 12	RADFORD	W	82-48
Dec. 14	BRADLEY	W	89-66
Dec. 20	#VIRGINIA	L	46-63
Dec. 21	#OLD DOMINION	L	67-77
Jan. 3	at James Madison	W	67-66
Jan. 8	at Virginia Tech (ot)	L	68-71
Jan. 11	WESTERN KENTUCKY	L	44-57
Jan. 15	at Jacksonville (ot)	W	86-81
Jan. 18	UAB	L	59-80
Jan. 20	at Old Dominion	W	55-49
Jan. 22	at South Alabama (:07)	L	64-65
Jan. 29	SOUTH FLORIDA	L	65-68
Feb. 1	at George Mason	L	68-71
Feb. 5	MEMPHIS (ot)	W	70-69
Feb. 8	at UAB	L	54-74
Feb. 10	SOUTH ALABAMA	W	72-53
Feb. 12	JACKSONVILLE	L	53-79
Feb. 15	at Western Kentucky	L	65-68
Feb. 17	at South Florida	L	66-75
Feb. 19	CHARLOTTE	W	82-70
Feb. 24	OLD DOMINION	L	64-80
Feb. 26	at Charlotte (ot)	W	69-66
Mar. 3	&at UAB	L	68-83

%Carrier Classic, Syracuse, N.Y.
#Times-Dispatch Invitational, Richmond Coliseum
&Sun Belt Tournament, Birmingham, Ala.

1990-91

Coach: Sonny Smith
Record: 14-17 (7-7 Sun Belt)

Nov. 24	NEW HAMPSHIRE	W	80-58
Nov. 28	at Illinois State	W	86-76
Dec. 1	AUGUSTA	W	83-63
Dec. 5	at Richmond	L	63-67
Dec. 8	at Oklahoma	L	105-141
Dec. 11	VIRGINIA TECH	L	75-77
Dec. 17	at Tennessee	L	72-77
Dec. 22	%at Chaminade	W	102-72
Dec. 23	%St. Francis (Pa.)	L	71-82
Dec. 26	at Tulsa	L	67-95
Dec. 28	#JAMES MADISON	L	78-90
Dec. 29	#RICHMOND	W	72-66
Jan. 2	GEORGE MASON	W	80-74
Jan. 5	NORTHEASTERN	L	59-61
Jan. 7	UAB	W	66-64
Jan. 10	SOUTH ALABAMA	W	93-83
Jan. 12	at Old Dominion	W	62-60
Jan. 17	CHARLOTTE	L	74-87
Jan. 19	at Jacksonville	W	75-59
Jan. 23	at UAB	L	68-89
Jan. 26	WESTERN KENTUCKY	L	75-83
Jan. 28	JACKSONVILLE	W	85-67
Feb. 2	OLD DOMINION	W	60-58
Feb. 4	at South Alabama	L	78-91
Feb. 7	SOUTH FLORIDA	L	70-76
Feb. 9	at Miami (Fla.)	L	58-73
Feb. 16	at South Florida	L	60-70
Feb. 18	at Charlotte	W	92-88
Feb. 23	at Western Kentucky	L	80-97
Mar. 2	&Western Kentucky	W	100-89
Mar. 3	&at South Alabama	L	78-105

%Big Isle Invitational, Kapaa, Hawaii
#Times-Dispatch Invitational, Richmond Coliseum
&Sun Belt Tournament, Mobile, Ala.

1991-92

Coach: Sonny Smith
Record: 14-15 (5-7 Metro)

Nov. 23	ILLINOIS STATE	W	92-66
Nov. 26	RADFORD	W	97-83
Dec. 4	RICHMOND	W	73-70
Dec. 7	at Old Dominion	W	98-83
Dec. 9	at Radford (:01)	L	71-72
Dec. 11	at George Mason	W	90-82
Dec. 21	TENNESSEE	L	78-92
Dec. 28	#RICHMOND	L	71-72
Dec. 29	#OLD DOMINION (:01)	L	66-67
Jan. 4	at Northeastern	W	57-47
Jan. 9	LOUISVILLE	W	66-57
Jan. 11	at Virginia Tech (ot) (:02)	L	72-73
Jan. 15	at Murray State	W	91-90
Jan. 18	SOUTH FLORIDA	W	71-63
Jan. 21	TULANE (ot)	L	85-87

Jan. 25	SO. MISSISSIPPI (:00)	L	68-70
Jan. 30	TEXAS	L	94-105
Feb. 6	at Southern Mississippi	W	82-74
Feb. 8	at Tulane	L	80-97
Feb. 11	at New Hampshire	W	42-37
Feb. 18	at Louisville	L	71-89
Feb. 20	VIRGINIA TECH	W	63-60
Feb. 22	CHARLOTTE	W	69-66
Feb. 25	at Memphis	L	58-85
Feb. 29	at South Florida	L	81-91
Mar. 2	WEST. KENTUCKY (:01)	L	75-77
Mar. 7	at Charlotte	L	63-75
Mar. 13	&at Louisville	W	74-65
Mar. 14	&Tulane	L	69-87

#Times-Dispatch Invitational, Richmond Coliseum
&Metro Conference Tournament, Louisville, Ky.

1992-93

Coach: Sonny Smith
Record: 20-10 (7-5 Metro)

National Invitation Tournament - First Round

Dec. 1	NEW HAMPSHIRE	W	103-68
Dec. 4	%Marist	W	86-61
Dec. 5	%at Syracuse	L	81-94
Dec. 9	at Richmond	W	82-63
Dec. 12	#Old Dominion	L	65-81
Dec. 15	at Tulsa	W	67-66
Dec. 19	at Western Kentucky	L	78-84
Dec. 22	MURRAY STATE	W	83-77
Dec. 30	SOUTHERN MISSISSIPPI	W	85-74
Jan. 2	GEORGE MASON	W	103-75
Jan. 5	LIBERTY	W	88-75
Jan. 14	at Louisville	L	68-77
Jan. 16	SIENA	W	57-42
Jan. 21	TULANE	L	76-84
Jan. 23	LONG BEACH STATE	W	95-61
Jan. 30	LOUISVILLE (ot)	L	88-90
Feb. 4	CHARLOTTE (:07)	W	63-61
Feb. 6	at Virginia Tech	W	73-54
Feb. 11	SOUTH FLORIDA	W	79-59
Feb. 13	at Charlotte	L	70-84
Feb. 16	at Texas	W	66-60
Feb. 20	at South Florida (ot)	W	95-91
Feb. 22	VIRGINIA TECH	W	86-69
Feb. 27	at Buffalo	W	90-61
Mar. 4	at Tulane (ot)	W	77-65
Mar. 6	at Southern Mississippi	L	65-71
Mar. 12	&South Florida	W	79-72
Mar. 13	&Virginia Tech	W	85-71
Mar. 14	&at Louisville	L	78-90
National Invitation Tournament			
Mar. 18	at Old Dominion	L	68-74

%Carrier Classic, Syracuse, N.Y.
#played at Hampton Coliseum
&Metro Conference Tournament, Louisville, Ky.

1993-94

Coach: Sonny Smith
Record: 14-13 (5-7 Metro)

Nov. 27	JAMES MADISON	W	88-73
Dec. 1	RADFORD	W	70-64
Dec. 4	at Liberty	W	93-68
Dec. 7	BUFFALO	W	86-58
Dec. 11	at Siena	W	93-70
Dec. 18	RICHMOND	L	61-76
Dec. 22	at George Mason	W	109-88
Dec. 29	%Iowa State	W	91-84
Dec. 30	%at UTEP	L	58-70
Jan. 3	TULSA	L	84-92
Jan. 8	at Louisville (ot)	W	93-89
Jan. 13	at Tulane	L	64-78
Jan. 15	at Southern Mississippi	L	64-69
Jan. 20	OKLAHOMA	W	98-82
Jan. 22	SOUTH FLORIDA	W	72-68
Jan. 27	SOUTHERN MISSISSIPPI	W	79-76
Jan. 29	LOUISVILLE	L	74-94
Jan. 31	#Old Dominion	L	74-79
Feb. 2	at Evansville	L	73-88
Feb. 10	VIRGINIA TECH	W	81-75
Feb. 12	CHARLOTTE (:06)	L	66-67
Feb. 17	at Virginia Tech	L	59-76
Feb. 23	at Xavier	W	79-76
Feb. 26	TULANE	L	75-90

Mar. 3	at Charlotte	L	64-76
Mar. 5	at South Florida	W	91-80
Mar. 11	&Virginia Tech	L	64-65

%Sun Carnival Classic, El Paso, Texas
#played at Hampton Coliseum
&Metro Conference Tournament, Biloxi, Miss.

1994-95

Coach: Sonny Smith
Record: 16-14 (3-9 Metro)

Nov. 25	%at Hawaii at Hilo	W	74-62
Nov. 26	%Iowa State	L	59-66
Nov. 27	%New Orleans	W	65-62
Nov. 30	LIBERTY	W	62-45
Dec. 3	ALABAMA	L	57-75
Dec. 5	at Tenn.-Martin	W	67-60
Dec. 10	at Fla. International (ot)	W	76-67
Dec. 18	at Illinois State	L	68-77
Dec. 21	TENNESSEE STATE	W	76-67
Dec. 28	MT. SAINT MARY'S	W	79-55
Dec. 31	RHODE ISLAND	W	87-66
Jan. 3	GEORGE MASON	W	108-85
Jan. 5	LOUISVILLE	W	67-63
Jan. 7	SOUTH FLORIDA	W	74-58
Jan. 11	at Richmond	W	78-72
Jan. 14	at Virginia Tech	L	69-78
Jan. 18	at James Madison	L	62-64
Jan. 21	VIRGINIA UNION	W	62-59
Jan. 26	CHARLOTTE	L	47-73
Jan. 28	at South Florida (ot)	L	71-80
Feb. 1	RADFORD	W	93-66
Feb. 4	SOUTHERN MISSISSIPPI	L	66-74
Feb. 6	#Old Dominion	W	81-67
Feb. 8	at Tulane	L	64-79
Feb. 11	at Southern Mississippi	L	69-78
Feb. 18	at Charlotte	L	71-84
Feb. 23	VIRGINIA TECH	W	62-57
Feb. 25	TULANE	L	59-74
Mar. 5	at Louisville	L	64-80
Mar. 10	&at Louisville	L	61-84

%Big Isle Invitational, Hilo, Hawaii
#played at Hampton Coliseum
&Metro Conference Tournament, Louisville, Ky.

1995-96

Coach: Sonny Smith
Record: 24-9 (14-2 CAA)

NCAA Tournament - Round of 64

Nov. 24	%Western Kentucky	W	83-65
Nov. 25	%Louisville	L	74-83
Nov. 26	%James Madison	W	66-60
Nov. 30	XAVIER	W	81-75
Dec. 2	at Liberty	L	71-86
Dec. 4	FLA. INTERNATIONAL	W	82-61
Dec. 7	CHARLOTTE	W	85-74
Dec. 9	PITTSBURGH	L	69-72
Dec. 16	at Rhode Island	L	63-68
Dec. 21	at Virginia	L	65-80
Dec. 23	ILLINOIS STATE (:00)	W	74-72
Dec. 27	#Jackson State	W	66-48
Dec. 28	#at New Orleans	L	75-92
Jan. 4	*at William & Mary	W	70-47
Jan. 6	*at Old Dominion	W	85-70
Jan. 10	*GEORGE MASON	W	86-74
Jan. 13	*at East Carolina	L	72-73
Jan. 17	*JAMES MADISON	W	81-70
Jan. 20	*RICHMOND	W	79-51
Jan. 26	*AMERICAN	W	73-68
Jan. 29	*at UNC Wilmington	W	63-45
Jan. 31	*at George Mason	W	94-81
Feb. 3	*OLD DOMINION (ot)	W	85-76
Feb. 7	*WILLIAM & MARY	W	83-68
Feb. 10	*EAST CAROLINA	W	80-71
Feb. 13	*at American	W	65-57
Feb. 17	*at James Madison (:00)	L	75-76
Feb. 21	*UNC WILMINGTON	W	63-44
Feb. 24	*at Richmond	W	69-67
Mar. 2	&RICHMOND	W	89-55
Mar. 3	&EAST CAROLINA	W	75-60
Mar. 4	&UNC WILMINGTON	W	46-43
NCAA Tournament (Indianapolis, Ind.)			
Mar. 14	Mississippi State	L	51-58

YEAR-BY-YEAR RESULTS

%San Juan Shootout, San Juan, Puerto Rico
#UNO Christmas Classic, New Orleans, La.
*Colonial Athletic Association contest
&CAA Tournament, Richmond Coliseum

1996-97

Coach: Sonny Smith

Record: 14-13 (9-7 CAA)

Nov. 23	MIAMI (OHIO)	L	66-69
Nov. 26	SOUTHERN UTAH	W	81-59
Dec. 2	at Radford (:03)	L	77-81
Dec. 11	SW LOUISIANA	W	79-59
Dec. 14	at Pittsburgh	W	58-55
Dec. 18	NEW ORLEANS	L	46-61
Dec. 21	%Alabama	L	69-72
Dec. 27	#Texas Christian	W	94-81
Dec. 28	#at Wichita State	L	50-80
Jan. 2	*at George Mason	W	75-70
Jan. 8	*at James Madison	L	65-73
Jan. 11	*^UNC WILMINGTON	W	75-53
Jan. 15	*^EAST CAROLINA	L	61-65
Jan. 18	*^OLD DOMINION	L	65-82
Jan. 20	*at William & Mary	L	61-69
Jan. 22	*at American (ot)	L	73-80
Jan. 25	*at Richmond	W	86-71
Jan. 27	SOUTH FLORIDA	W	75-70
Jan. 29	*GEORGE MASON	W	90-77
Feb. 1	*WILLIAM & MARY	W	77-50
Feb. 5	*JAMES MADISON	W	72-60
Feb. 8	*AMERICAN	W	72-61
Feb. 12	*at East Carolina (ot)	W	73-66
Feb. 15	*at Old Dominion	L	70-75
Feb. 19	*at UNC Wilmington	L	81-91
Feb. 24	*RICHMOND	W	56-45
Mar. 1	&WILLIAM & MARY	L	63-77

%Birmingham-Jefferson Civic Center, Ala.
#Cessna Classic, Wichita, Kan.
*Colonial Athletic Association contest
^Robins Center, Richmond, Va.
&CAA Tournament, Richmond Coliseum

1997-98

Coach: Sonny Smith

Record: 9-19 (4-12 CAA)

Nov. 16	GEORGIA STATE	W	55-54
Nov. 18	at Southwestern La. (ot)	L	71-77
Nov. 22	TENNESSEE-MARTIN	W	69-42
Nov. 25	SOUTHERN ILLINOIS	L	74-77
Dec. 6	at Miami (Ohio)	L	75-85
Dec. 13	%vs. Virginia (HTS)	L	67-73
Dec. 17	NORFOLK STATE	W	70-59
Dec. 20	at Kansas St. (WCN, HTS)	L	70-76
Dec. 28	#vs. Cornell	W	57-54
Dec. 29	#at California	L	57-66
Jan. 3	*at William & Mary	L	53-67
Jan. 10	*GEORGE MASON	L	54-62
Jan. 12	*UNC WILMINGTON	L	58-67
Jan. 17	*at Old Dominion (HTS)	W	61-55
Jan. 22	*EAST CAROLINA (HTS)	W	60-54
Jan. 24	*RICHMOND	L	52-56
Jan. 26	*at American	L	70-78
Jan. 29	*JAMES MADISON (HTS)	W	61-56
Jan. 31	*OLD DOMINION (HTS)	L	56-69
Feb. 4	*AMERICAN	W	69-64
Feb. 7	*at East Carolina (:02)	L	79-83
Feb. 10	*at George Mason (HTS)	L	60-62
Feb. 14	*at James Madison	L	70-88
Feb. 18	*at UNC Wilmington	L	63-85
Feb. 21	*at Richmond	L	61-67
Feb. 23	*WILLIAM & MARY	L	67-72
Feb. 25	*East Carolina	W	65-62
Feb. 27	&UNC Wilmington	L	63-69

%Robins Center, Richmond, Va.
#Golden Bear Classic, Oakland, Calif.
*Colonial Athletic Association contest
&CAA Tournament, Richmond Coliseum

1998-99

Coach: Mack McCarthy

Record: 15-16 (8-8 CAA)

Nov. 13	VIRGINIA	L	70-86
Nov. 18	WESTERN KENTUCKY	W	63-61
Nov. 21	at Southern Illinois (:06)	L	58-59

Nov. 23	MD.-EASTERN SHORE	W	87-71
Nov. 27	^Baylor	W	81-61
Nov. 28	^Iona	L	66-73
Nov. 29	^Southern Mississippi (ot)	L	48-51
Dec. 2	at Colorado	L	76-78
Dec. 8	at Radford	L	62-86
Dec. 12	LIBERTY	W	95-68
Dec. 19	NORFOLK STATE	W	104-94
Dec. 22	at Georgia State	L	80-99
Dec. 30	SO. MISSISSIPPI (ot)	W	79-76
Jan. 2	*AMERICAN	W	79-65
Jan. 6	*at East Carolina	L	66-71
Jan. 9	*OLD DOMINION	L	72-82
Jan. 13	*at UNC Wilmington	L	48-65
Jan. 16	*at James Madison (HTS)	W	82-78
Jan. 20	*at George Mason	L	68-77
Jan. 23	*at Richmond	L	64-68
Jan. 25	*WILLIAM & MARY	W	88-69
Jan. 27	*UNC WILMINGTON	W	75-60
Jan. 30	*at Richmond	L	64-68
Feb. 3	*at American	W	59-52
Feb. 6	*at William & Mary	W	83-67
Feb. 10	*EAST CAROLINA (SS)	W	69-66
Feb. 13	*RICHMOND (HTS)	L	72-78
Feb. 17	*GEORGE MASON	L	73-89
Feb. 21	*JAMES MADISON	W	69-65
Feb. 26	&Richmond	W	64-57
Feb. 27	&Old Dominion (HTS)	L	49-66

^Honolulu Thanksgiving Shootout, Honolulu, HI
*Colonial Athletic Association contest
&CAA Tournament, Richmond Coliseum

1999-00

Coach: Mack McCarthy

Record: 14-14 (7-9 CAA)

Nov. 19	LOUISVILLE (WDRB)	W	79-74
Nov. 26	DELAWARE STATE (ot)	W	79-68
Nov. 28	COLORADO (ot)	W	82-78
Nov. 30	TULANE	L	44-85
Dec. 5	at Texas A&M	L	59-75
Dec. 7	at Mississippi (SS)	L	62-75
Dec. 11	at Western Kentucky (SS)	L	58-75
Dec. 18	RADFORD	W	94-80
Dec. 21	VMI	W	101-86
Dec. 23	at Pittsburgh	W	64-60
Dec. 30	NORTH CAROLINA A&T	W	78-61
Jan. 5	*OLD DOMINION (ot)	W	73-67
Jan. 12	*WILLIAM & MARY	L	65-73
Jan. 15	*JAMES MADISON (HTS)	W	66-63
Jan. 19	*at UNC Wilmington	L	61-71
Jan. 22	*GEORGE MASON	L	63-76
Jan. 26	*EAST CAROLINA	W	67-56
Jan. 29	*at Old Dominion (HTS)	L	69-72
Feb. 2	*at James Madison	L	75-84
Feb. 5	*at William & Mary	L	56-85
Feb. 8	*at Richmond	L	57-69
Feb. 12	*UNCW (ot) (:05)	W	55-54
Feb. 16	*at Geo. Mason (ot) (HTS)	L	86-87
Feb. 19	*at East Carolina	W	73-65
Feb. 23	*AMERICAN	W	66-64
Feb. 26	*RICHMOND (:01)	W	80-77
Feb. 29	*at American (3ot)	L	88-97
Mar. 4	&UNC Wilmington	L	57-66

*Colonial Athletic Association contest
&CAA Tournament, Richmond Coliseum

2000-01

Head Coach: Mack McCarthy

Record: 16-14 (9-7 CAA)

Nov. 17	GARDNER-WEBB	W	82-67
Nov. 20	at Tulane	L	80-84
Nov. 22	at East Tennessee State	W	63-53
Nov. 25	MISSISSIPPI (ot) (SS)	L	84-88
Nov. 28	NORTH CAROLINA A&T	W	81-61
Dec. 2	TEXAS A&M (2ot)	W	107-106
Dec. 6	at TCU	L	82-101
Dec. 9	FLORIDA ATLANTIC	W	70-57
Dec. 17	PITT (ot) (ESPN REG)	W	76-73
Dec. 20	#vs. Evansville	W	90-82
Dec. 21	#vs. SMU	L	88-94
Dec. 22	#vs. Kent State	L	75-81
Dec. 30	at UAB	L	61-70
Jan. 3	*at American	W	62-58

Jan. 6	*ECU (ot) (:01) (SS)	W	84-81
Jan. 10	*GEORGE MASON	W	72-65
Jan. 13	*at William & Mary	L	63-65
Jan. 16	*JAMES MADISON	W	65-52
Jan. 20	*at Old Dominion (HTS)	L	65-77
Jan. 22	*UNC WILMINGTON	W	70-55
Jan. 27	*at East Carolina (ot) (:02)	L	84-87
Jan. 31	*at James Madison (ot)	W	73-70
Feb. 3	*AMERICAN	W	71-61
Feb. 8	*WILLIAM & MARY (HTS)	W	70-59
Feb. 14	*at George Mason	L	79-99
Feb. 17	*at Richmond	L	66-70
Feb. 21	*at UNC Wilmington	L	44-65
Feb. 24	*OLD DOMINION (HTS)	W	74-53
Feb. 27	*RICHMOND	L	54-72
Mar. 3	&James Madison	L	57-59

#San Juan Shootout, San Juan, Puerto Rico
*Colonial Athletic Association contest
&CAA Tournament, Richmond Coliseum

2001-02

Head Coach: Mack McCarthy

Record: 21-11 (11-7 CAA)

Nov. 14	#vs. Northwestern	L	73-78
Nov. 15	#vs. Rutgers	W	71-58
Nov. 16	#vs. Prairie View A&M	W	82-66
Nov. 20	EAST TENNESSEE ST.	W	79-71
Nov. 27	TULANE (:02)	L	72-76
Nov. 29	NORTH CAROLINA A&T	W	66-53
Dec. 1	at Richmond	W	65-54
Dec. 5	*TOWSON	W	91-68
Dec. 8	at Florida Atlantic (2ot)	W	88-84
Dec. 15	UAB	W	82-76
Dec. 18	GARDNER-WEBB	W	75-68
Dec. 22	at Wagner	L	83-88
Jan. 3	*at Drexel	L	73-84
Jan. 5	*JAMES MADISON	W	82-75
Jan. 9	*at Hofstra (FSNY)	L	62-77
Jan. 12	*at William & Mary (CSN)	L	81-92
Jan. 14	*DELAWARE	W	68-57
Jan. 19	*at Old Dominion (ot)	W	79-77
Jan. 23	*GEORGE MASON	W	75-59
Jan. 26	*UNC WILMINGTON (TW)	W	74-68
Jan. 30	*at Delaware	L	70-75
Feb. 2	*DREXEL	W	77-65
Feb. 4	*HOFSTRA	W	69-67
Feb. 6	*at James Madison (:01)	L	65-67
Feb. 9	OLD DOMINION	W	73-66
Feb. 16	*at Towson (CSN)	W	62-49
Feb. 20	*at George Mason	L	80-83
Feb. 23	*at UNC Wilmington	L	62-73
Feb. 25	*WILLIAM & MARY	W	68-60
Mar. 2	&Old Dominion	W	58-54
Mar. 3	&Hofstra (CSN)	W	70-54
Mar. 4	&UNCW (ESPN2)	L	51-66

#BCA Invitational, Raleigh, N.C.
*Colonial Athletic Association contest
&CAA Tournament, Richmond Coliseum

2002-03

Head Coach: Jeff Capel

Record: 18-10 (12-6 CAA)

Nov. 26	at Western Kentucky (ot)	L	73-80
Nov. 30	WAGNER	L	72-80
Dec. 3	NORTH CAROLINA A&T	W	76-48
Dec. 5	FLORIDA ATLANTIC	W	90-72
Dec. 7	RICHMOND (ot)	W	73-68
Dec. 14	at Mississippi (FSNS)	L	68-82
Dec. 19	HAMPTON	W	90-85
Dec. 21	TCU	W	91-78
Jan. 2	*HOFSTRA (FSNY)	W	71-62
Jan. 4	*OLD DOMINION (CSN)	W	73-64
Jan. 8	*DREXEL	L	73-74
Jan. 11	*at Delaware (:10)	L	53-55
Jan. 15	*at George Mason	W	68-56
Jan. 18	*at William & Mary (2ot)	L	83-88
Jan. 22	*JAMES MADISON	W	65-58
Jan. 25	*UNCW (CSN)	L	50-81
Jan. 29	*at Towson	W	82-47
Feb. 1	*at Old Dominion	W	72-69
Feb. 5	*TOWSON	W	97-60
Feb. 8	*GEORGE MASON (CSN)	W	78-62
Feb. 12	*at Drexel	W	72-59
Feb. 15	*DELAWARE	W	71-66

Feb. 19	*WILLIAM & MARY	W	93-73
Feb. 22	*at Hofstra	W	80-77
Feb. 26	*at James Madison (:02.6)	L	63-64
Mar. 1	*at UNC Wilmington (CSN)	L	63-80
Mar. 8	& James Madison	W	73-53
Mar. 9	& Drexel (CSN) (:04)	L	60-62

*Colonial Athletic Association contest
&CAA Tournament, Richmond Coliseum

2003-04

Head Coach: Jeff Capel
Record: 23-8 (14-4 CAA)

NCAA Tournament - Round of 64

Nov. 21	IONA	W	65-61
Nov. 25	WESTERN KENTUCKY	W	72-67
Nov. 29	at Hampton	W	67-51
Dec. 3	at Richmond	L	52-70
Dec. 6	*WILLIAM & MARY	W	71-60
Dec. 15	NORTH CAROLINA A&T	W	105-51
Dec. 18	UAB	L	58-68
Dec. 22	at La Salle (:06.4)	W	55-54
Dec. 29	at Georgia Tech (FSNS)	L	65-86
Jan. 2	MIDDLE TENNESSEE	W	66-61
Jan. 5	*at Hofstra	L	61-66
Jan. 7	*DELAWARE	W	99-72
Jan. 10	*at James Madison	W	77-69
Jan. 14	*at UNC Wilmington	L	52-72
Jan. 17	*GEORGE MASON (CSN)	W	80-56
Jan. 21	*at Old Dominion	W	75-67
Jan. 24	*at Drexel (CN8) (:07.3)	W	70-69
Jan. 28	*TOWSON	W	101-76
Jan. 31	*HOFSTRA	W	81-69
Feb. 4	*DREXEL	L	57-66
Feb. 7	*UNCW (ESPN2)	W	49-41
Feb. 11	*at George Mason	L	57-69
Feb. 14	*at Towson	W	68-44
Feb. 18	*JAMES MADISON	W	92-61
Feb. 21	*OLD DOMINION (CSN, M)	W	78-72
Feb. 25	*at Delaware (:00)	W (2ot)	71-69
Feb. 28	*at William & Mary	W	74-59
Mar. 6	& Towson	W	67-60
Mar. 7	& Old Dominion (CSN)	W	84-67
Mar. 8	& GMU (ESPN) (:01.6)	W	55-54

NCAA Tournament (Raleigh, N.C.)

Mar. 18	vs. Wake Forest (CBS)	L	78-79
---------	-----------------------	---	-------

*Colonial Athletic Association contest
&CAA Tournament, Richmond Coliseum

2004-05

Head Coach: Jeff Capel
Record: 19-13 (13-5 CAA)

National Invitation Tournament - First Round

Nov. 15	^AMERICAN (ot)	W	82-76
Nov. 18	^at Wake Forest	L	67-81
Nov. 27	at UAB	L	55-79
Dec. 1	HAMPTON	W	83-54
Dec. 5	*at UNC Wilmington (TV)	L	63-68
Dec. 11	RICHMOND (TV8)	W	58-50
Dec. 18	LA SALLE	W	63-52
Dec. 22	at Iona	L	72-77
Dec. 29	MISSISSIPPI	L	62-63
Jan. 2	at Middle Tenn. (ESPN+)	L	55-59
Jan. 5	*at George Mason	W	81-74
Jan. 7	*at Towson	W	70-58
Jan. 12	*DREXEL (:00)	L	64-66
Jan. 15	*HOFSTRA (CSN)	W	70-58
Jan. 19	*at Delaware	W	66-57
Jan. 22	*at William & Mary (ot)	W	79-77
Jan. 26	*JAMES MADISON	L	58-66
Jan. 29	*OLD DOMINION (CSN)	W	75-71
Jan. 31	*at James Madison	W	70-43
Feb. 2	*at Hofstra	L	58-60
Feb. 5	*TOWSON	W	84-61
Feb. 9	*at Drexel	W	62-59
Feb. 12	*at Old Dominion (ESPN2)	L	76-82
Feb. 14	*GEORGE MASON	W	89-81
Feb. 16	*DELAWARE	W	83-73
Feb. 19	%at College of Charleston	L	75-85
Feb. 23	*WILLIAM & MARY	W	91-69
Feb. 26	*UNCW (ot) (:05.1)	W	72-71
Mar. 5	& Delaware	W	74-61
Mar. 6	& UNC Wilmington (CSN)	W	55-46
Mar. 7	& OLD DOMINION (ot) (ESPN)	L	

66-73

National Invitation Tournament

Mar. 16	DAVIDSON	L	62-77
---------	----------	---	-------

^Preseason NIT
*Colonial Athletic Association contest
%ESPN Bracket Buster
&CAA Tournament, Richmond Coliseum

2005-06

Head Coach: Jeff Capel
Record: 19-10 (11-7 CAA)

Nov. 21	at Appalachian State	L	47-51
Nov. 26	at Houston	W	62-61
Nov. 30	ELON	W	69-49
Dec. 4	*at UNC Wilmington	L	40-60
Dec. 7	*HOFSTRA	W	87-64
Dec. 10	RICHMOND (CN8)	W	49-37
Dec. 17	COLL. OF CHARLESTON	W	76-71
Dec. 20	*GEORGIA STATE	W	67-54
Dec. 22	LONGWOOD	W	91-80
Dec. 30	at Hampton	W	84-44
Jan. 2	at UAB	L	62-68
Jan. 5	*at George Mason (CSN)	L	60-73
Jan. 7	*DREXEL (:00) (CN8)	W	62-60
Jan. 12	*at James Madison	W	76-48
Jan. 14	*at Old Dominion (CSN)	L	75-78
Jan. 19	*WILLIAM & MARY	W	69-60
Jan. 21	*JAMES MADISON	W	71-55
Jan. 26	*at Delaware	W	56-52
Jan. 28	*at Georgia St. (ot) (CSN)	W	79-68
Feb. 2	*TOWSON	W	81-75
Feb. 4	*at Northeastern (CN8)	L	74-79
Feb. 9	*GEORGE MASON	L	61-73
Feb. 11	*OLD DOMINION (ESPN2)	W	80-74
Feb. 15	*at Towson	L	57-59
Feb. 17	%ALBANY (ESPN2)	W	70-67
Feb. 23	*UNC WILMINGTON (TW)	L	54-61
Feb. 25	*at William & Mary	W	77-59
Mar. 3	& William & Mary	W	62-59
Mar. 4	& Hofstra	L	66-72

*Colonial Athletic Association contest
%ESPN Bracket Buster
&CAA Tournament, Richmond Coliseum

2006-07

Head Coach: Anthony Grant
Record: 28-7 (16-2 CAA)

NCAA Tournament - Round of 32

Nov. 13	at Longwood	W	75-63
Nov. 17	^vs. Xavier	L	67-70
Nov. 18	^vs. College of Charleston	W	71-59
Nov. 20	^vs. Toledo	L	59-60
Nov. 25	HAMPTON	W	74-51
Nov. 28	at Elon	W	91-49
Dec. 2	HOUSTON	W	102-84
Dec. 6	at Albany	W	75-57
Dec. 9	at Richmond	W	68-54
Dec. 16	UAB	W	53-44
Dec. 20	*DELAWARE (CSN)	W	79-60
Dec. 30	APPALACHIAN STATE	L	70-73
Jan. 3	*at Towson (2ot)	W	84-80
Jan. 6	*at James Madison	W	77-61
Jan. 8	*NORTHEASTERN	W	64-44
Jan. 10	*at William & Mary	W	88-77
Jan. 13	*TOWSON	W	85-77
Jan. 17	*UNC WILMINGTON (TW)	W	74-65
Jan. 20	*OLD DOMINION (CSN)	W	80-75
Jan. 24	*at George Mason (CSN)	W	75-62
Jan. 27	*at Drexel (CN8)	W	75-68
Jan. 29	*WILLIAM & MARY	W	90-68
Jan. 31	*at Hofstra	L	68-79
Feb. 3	*GEORGIA STATE (CSN)	W	100-71
Feb. 8	*GEO. MASON (ESPN2)	W	63-49
Feb. 10	*at Old Dominion (CN8)	L	63-79
Feb. 14	*at UNC Wilmington	W	78-68
Feb. 17	%BRADLEY (ESPN2)	L	64-73
Feb. 21	*JAMES MADISON	W	83-72
Feb. 24	*at Georgia State (:03)	W	72-70
Mar. 3	& Georgia State (CN8)	W	73-60
Mar. 4	& Drexel (CN8)	W	63-56
Mar. 5	& George Mason (ESPN)	W	65-59

NCAA Tournament (Buffalo, N.Y.)

Mar. 15	Duke (:01.8) (CBS)	W	79-77
---------	--------------------	---	-------

Mar. 17	Pittsburgh (ot) (CBS)	L	79-84
---------	-----------------------	---	-------

^Paradise Jam, St. Thomas, U.S. Virgin Islands
*Colonial Athletic Association contest
%ESPN Bracket Buster
&CAA Tournament, Richmond Coliseum

2007-08

Head Coach: Anthony Grant
Record: 24-8 (15-3 CAA)

National Invitation Tournament - First Round

Nov. 9	MD.-EASTERN SHORE	W	70-51
Nov. 15	^vs. Houston (ESPN2)	W	73-72
Nov. 16	^vs. Miami (Fla.) (ESPN2)	L	63-69
Nov. 18	^#18/18 Arkansas (ESPN2)	L	60-70
Nov. 24	ELON	W	79-61
Nov. 29	at Hampton	L	55-64
Dec. 2	&vs. Maryland (MASN)	W	85-76
Dec. 5	*WILLIAM & MARY	W	71-57
Dec. 8	RICHMOND (CN8)	W	65-45
Dec. 15	LONGWOOD	W	78-45
Dec. 22	at Bradley (CN8)	W	79-64
Jan. 2	*at James Madison (:00)	L	61-62
Jan. 5	*at UNCW (MASN)	W	72-57
Jan. 10	*GEORGIA ST. (CSN-MA)	W	49-47
Jan. 12	*HOFSTRA (CSN-MA)	W	59-49
Jan. 16	*DELAWARE	W	60-39
Jan. 19	*at Old Dominion (CSN-MA)W	78-68	
Jan. 23	*at Hofstra (MASN)	W	82-65
Jan. 26	*DREXEL (CN8)	W	76-62
Jan. 29	*at George Mason (ESPN2)	L	51-63
Feb. 2	*TOWSON	W	65-42
Feb. 6	*at Georgia State (ot)	W	65-60
Feb. 9	*at Delaware (CN8)	W	83-73
Feb. 13	*JAMES MADISON (CN8)	W	75-56
Feb. 16	*OLD DOMINION (ESPN2)	L	66-67
Feb. 20	*at Northeastern (CN8)	W	66-62
Feb. 23	+at Akron (ESPN2)	W	57-52
Feb. 27	*UNCW (CSN-MA)	W	72-58
Mar. 3	*at William & Mary	W	54-43
Mar. 8	!Towson (CN8)	W	57-46
Mar. 9	!William & Mary (CN8) (:03)	L	54-56

National Invitation Tournament

Mar. 13	UAB (ESPN2)	L	77-80
---------	-------------	---	-------

*Colonial Athletic Association contest
^ - Puerto Rico Tip Off (San Juan, P.R.)
& - BB&T Classic (Washington, D.C.)
+ - O'Reilly Auto Parts ESPN2 BracketBusters
! - CAA Tournament (Richmond Coliseum)
%- National Invitation Tournament

2008-09

Head Coach: Anthony Grant
Record: 24-10 (14-4 CAA)

NCAA Tournament - Round of 64

Nov. 7	VIRGINIA UNION (Exh.)	W	91-63
Nov. 12	VIRGINIA STATE (Exh.)	W	79-64
Nov. 16	THE CITADEL	W	82-59
Nov. 19	SOUTH DAKOTA STATE	W	72-56
Nov. 22	at Rhode Island	L	86-92
Nov. 25	at East Carolina	L	90-93 (ot)
Nov. 29	%vs. New Mexico (CBS-C)	W	67-55
Nov. 30	%vs. Vanderbilt (CBS-C)	L	66-71
Dec. 4	WESTERN MICHIGAN	W	79-62
Dec. 6	*at William & Mary	W	66-50
Dec. 13	at Richmond (ESPN2)	W	77-76
Dec. 17	AKRON	W	73-69
Dec. 20	&vs. #4 Oklahoma (ESPN2)	L	70-81
Dec. 27	HAMPTON	W	59-54
Jan. 3	*at Delaware (TCN)	L	79-81
Jan. 5	*UNC WILMINGTON (MASN)W	88-59	
Jan. 8	*at Drexel (ESPN2)	W	75-46
Jan. 10	*HOFSTRA (CSN-MA)	W	68-60
Jan. 14	*at Towson	W	78-71
Jan. 17	*OLD DOMINION (CSN-MA)W	61-44	
Jan. 21	*at Georgia State (CSN-MA)W	65-50	
Jan. 24	*GEORGE MASON (ESPN2)	W	76-71
Jan. 27	*NORTHEASTERN (ESPN2)	L	63-68
Jan. 31	*at Hofstra (TCN)	W	66-62
Feb. 4	*at UNCW (MASN)	L	72-81
Feb. 7	*WILLIAM & MARY	W	76-54
Feb. 11	*JAMES MADISON	W	76-71 (ot)
Feb. 14	*at Old Dominion (CSN-MA)L	65-69	
Feb. 18	*DELAWARE (TCN)	W	78-67

YEAR-BY-YEAR RESULTS

Feb. 20	lat Nevada (ESPNU)	L	70-71
Feb. 25	*at James Madison	W	71-52
Feb. 28	*GEORGIA STATE (TCN)	W	69-41
Mar. 7	^vs. Georgia State (TCN)	W	61-52
Mar. 8	^vs. Old Dominion (TCN)	W	61-53
Mar. 9	^vs. George Mason (ESPN2)	W	71-50
NCAA Tournament (Philadelphia, Pa.)			
Mar. 19	+vs. UCLA (CBS)	L	64-65

* - Colonial Athletic Association contest
 % - Cancun Challenge (Cancun, Mexico)
 & - All-College Classic (Oklahoma City, Okla.)
 ! - ESPNU BracketBusters
 ^ - CAA Tournament (Richmond Coliseum)
 + - NCAA Tournament

2009-10

Head Coach: Shaka Smart
Record: 27-9 (11-7 CAA)

College Basketball Invitational Champions

Nov. 5	VIRGINIA UNION (Exh.)	W	85-55
Nov. 13	BETHUNE-COOKMAN	W	77-51
Nov. 18	at Western Michigan	L	67-83
Nov. 21	#17 OKLAHOMA (MASN)	W	82-69
Nov. 23	at Hampton	W	63-52
Nov. 27	NEVADA	W	85-76
Dec. 2	RHODE ISLAND	W	82-80
Dec. 5	*at William and Mary (CSN)	L	74-75
Dec. 12	RICHMOND	W	65-57
Dec. 19	at Tulane	W	78-77
Dec. 29	EAST CAROLINA	W	82-74
Jan. 2	*UNC WILMINGTON	W	91-57
Jan. 4	*NORTHEASTERN (CSN)	L	57-62
Jan. 6	*at Drexel	L	72-75
Jan. 9	*DELAWARE	W	77-64
Jan. 12	*at Hofstra (ESPNU)	W	81-68
Jan. 16	*at Georgia State	W	82-69
Jan. 20	*WILLIAM AND MARY	W	81-59
Jan. 23	*at Northeastern (CSN)	L	62-74
Jan. 27	*TOWSON	W	112-53
Jan. 30	*GEORGIA STATE (CSS)	W	78-62
Feb. 3	*at UNC Wilmington	W	73-60
Feb. 6	*OLD DOMINION (CSN)	W	70-58
Feb. 9	*at George Mason (ESPNU)	L	77-82 (ot)
Feb. 13	*at James Madison	L	71-76
Feb. 16	*DREXEL (CSN)	W	73-54
Feb. 20	!AKRON (ESPNU)	W	70-53
Feb. 24	*JAMES MADISON	W	76-62
Feb. 27	*at Old Dominion (CSN)	L	70-73
Mar. 5	^vs DELAWARE	W	66-49
Mar. 6	^vs George Mason (CSN)	W	75-60
Mar. 7	^vs Old Dominion (CSN)	L	69-73 (ot)

College Basketball Invitational (all on HDNet)

Mar. 16	%at George Washington	W	79-73
Mar. 22	%CHARLESTON	W	93-86
Mar. 24	%BOSTON UNIVERSITY	W	88-75
Mar. 29	%SAINT LOUIS	W	68-56
Mar. 31	%at Saint Louis	W	71-65

* - Colonial Athletic Association contest
 ! - ESPNU BracketBusters
 ^ - CAA Tournament (Richmond Coliseum)
 % - College Basketball Invitational

2010-11

Head Coach: Shaka Smart
Record: 28-12 (12-6 CAA)

NCAA Tournament - Final Four

Nov. 12	UNC GREENSBORO	W	101-86
Nov. 15	vs Winthrop	W	67-54
Nov. 16	at Wake Forest	W	90-69
Nov. 24	vs Tennessee	L	72-77
Nov. 26	vs UCLA	W	89-85
Dec. 1	at USF	L	59-60 (ot)
Dec. 4	*WILLIAM & MARY	W	59-55
Dec. 8	VMI	W	86-80
Dec. 11	at RICHMOND	L	60-72
Dec. 18	TULANE	W	70-67
Dec. 21	at UAB	L	65-68
Dec. 29	WOFFORD	W	75-66
Dec. 30	NEW HAMPSHIRE	W	78-65
Jan. 3	*at Georgia State	L	66-76
Jan. 5	*DREXEL	W	52-48
Jan. 8	*at UNC Wilmington	W	82-64
Jan. 12	*at William & Mary	W	70-52

Jan. 15	*NORTHEASTERN	W	73-64
Jan. 19	*GEORGIA STATE	W	71-54
Jan. 22	*at Old Dominion	W	59-50
Jan. 24	*at Towson	W	80-76
Jan. 27	*HOFSTRA	W	82-67
Jan. 29	*UNC WILMINGTON	W	79-70
Feb. 2	*at Northeastern	L	80-91
Feb. 5	*at James Madison	W	70-66
Feb. 9	*at Delaware	W	84-74 (ot)
Feb. 12	*OLD DOMINION	L	59-70
Feb. 15	*GEORGE MASON	L	51-71
Feb. 18	lat Wichita State (:00.8)	W	68-67
Feb. 23	*at DREXEL	L	60-64
Feb. 26	*JAMES MADISON	L	69-72

CAA Tournament (Richmond, Va.)

Mar. 5	^vs Drexel (:00)	W	62-60
Mar. 6	^vs George Mason	W	79-63
Mar. 7	^vs Old Dominion	L	65-70

NCAA Tournament (Dayton, Ohio)

Mar. 16	+vs USC	W	59-46
NCAA Tournament (Chicago, Ill)			
Mar. 18	+vs Georgetown	W	74-56
Mar. 20	+vs Purdue	W	94-76

NCAA Tournament (San Antonio, Texas)

Mar. 25	+vs Florida State (:7.0)	W	72-71 (ot)
Mar. 27	+vs Kansas	W	71-61

NCAA Tournament (Houston, Texas)

Apr. 2	+vs BUTLER	L	62-70
--------	------------	---	-------

* - Colonial Athletic Association contest
 ! - ESPNU BracketBusters
 + - NCAA Tournament

2011-12

Head Coach: Shaka Smart
Record: 29-7 (15-3 CAA)

NCAA Tournament - Round of 32

Nov. 11	SAINT FRANCIS (PA)	W	63-57
Nov. 17	vs. Seton Hall&	L	54-69
Nov. 18	vs. Georgia Tech&	L	60-73
Nov. 20	vs. Western Kentucky&	W	69-64
Nov. 23	at Western Kentucky	W	68-45
Nov. 27	at Alabama	L	64-72
Nov. 30	SOUTH FLORIDA	W	69-46
Dec. 4	^vs. George Washington	W	75-60
Dec. 9	RICHMOND	W	73-51
Dec. 17	UNCW	W	87-64
Dec. 20	UAB	W	68-49
Dec. 22	at UNC Greenboro	W	80-68
Dec. 29	at Akron (:02.7)	W	76-75 (ot)
Jan. 2	at Hofstra*	W	80-63
Jan. 4	GEORGIA STATE*	L	53-55
Jan. 8	at Drexel*	L	58-64
Jan. 12	JAMES MADISON*	W	65-45
Jan. 14	at Delaware*	W	68-55
Jan. 19	WILLIAM & MARY* (:09)	W	69-68 (ot)
Jan. 21	OLD DOMINION*	W	61-48
Jan. 23	HOFSTRA*	W	61-49
Jan. 25	at Towson*	W	67-42
Jan. 28	at Georgia State*	W	59-58
Feb. 1	at William & Mary*	W	87-78
Feb. 4	NORTHEASTERN*	W	59-56
Feb. 8	TOWSON*	W	66-43
Feb. 11	at Old Dominion*	W	68-64
Feb. 14	at George Mason* (:00)	L	61-62
Feb. 17	!NORTHERN IOWA	W	77-68
Feb. 22	at UNCW*	W	63-59
Feb. 25	GEORGE MASON*	W	89-77

CAA Tournament (Richmond, Va.)

Mar. 3	vs. Northeastern	W	75-65
Mar. 4	vs. George Mason	W	74-64
Mar. 5	vs. Drexel	W	59-56

NCAA Tournament (Portland, Ore.)

Mar. 15	+vs. Wichita State	W	62-59
Mar. 17	+vs. Indiana	L	61-63

& - Charleston Classic (Charleston, S.C.)

^ - BB&T Classic (Washington, D.C.)

* - Colonial Athletic Association contest

! - ESPNU BracketBusters

+ - NCAA Tournament

2012-13

Head Coach: Shaka Smart
Record: 27-9 (12-4 Atlantic 10)

NCAA Tournament - Round of 32

Nov. 9	FLORIDA GULF COAST	W	80-57
Nov. 13	WICHITA STATE	L	51-53
Nov. 17	at Winthrop	W	90-54
Nov. 22	vs Memphis&	W	78-65
Nov. 23	vs Duke&	L	58-67
Nov. 24	vs Missouri&	L	65-58
Nov. 28	STETSON	W	92-56
Dec. 1	BELMONT	W	75-65
Dec. 7	at Old Dominion	W	83-70
Dec. 15	ALABAMA	W	73-54
Dec. 18	WESTERN KENTUCKY	W	76-44
Dec. 21	LONGWOOD	W	93-56
Dec. 29	FAIRLEIGH DICKINSON	W	96-67
Jan. 2	at ETSU	W	109-58
Jan. 5	LEHIGH	W	59-55
Jan. 9	DAYTON*	W	74-62
Jan. 12	at St. Bonaventure*	W	72-65
Jan. 17	SAINT JOSEPH'S*	W(ot)	92-86
Jan. 19	at Duquesne*	W	90-63
Jan. 24	at Richmond*	L(ot)	74-86
Jan. 26	LA SALLE*	L	61-69
Jan. 30	at Rhode Island*	W	70-64
Feb. 2	FORDHAM*	W	81-65
Feb. 9	at Charlotte	W	68-61
Feb. 14	MASSACHUSETTS*	W	86-68
Feb. 16	GEORGE WASHINGTON*	W	84-57
Feb. 19	at St. Louis*	L	62-76
Feb. 23	at Xavier*	W	75-71
Mar. 2	BUTLER*	W	84-52
Mar. 6	RICHMOND*	W	93-82
Mar. 10	at Temple*	L	76-84

A-10 Tournament (Brooklyn, N.Y.)

Mar. 15	vs Saint Joseph's	W	82-79
Mar. 16	vs Massachusetts	W	71-62
Mar. 17	vs St. Louis	L	56-62

NCAA Tournament (Auburn Hills, Mich.)

Mar. 21	+vs Akron	W	88-42
Mar. 23	+vs Michigan	L	53-78

& - Battle 4 Atlantis Tournament (Nassau, Bahamas)

* - Atlantic-10 Conference contest

+ - NCAA Tournament

2013-14

Head Coach: Shaka Smart
Record: 26-9 (12-4 Atlantic 10)

NCAA Tournament - Round of 64

Nov. 8	ILLINOIS STATE	W	96-58
Nov. 12	at Virginia	W	59-56
Nov. 16	WINTHROP	W	92-71
Nov. 21	vs. Florida State&	L	67-85
Nov. 22	vs. Long Beach State&	W	73-67
Nov. 24	vs Georgetown&	L	80-84
Nov. 29	NORTHEASTERN	W	79-66
Dec. 1	at Belmont	W	81-68
Dec. 5	EASTERN KENTUCKY	W	71-68(ot)
Dec. 8	OLD DOMINION	W	69-48
Dec. 14	at Northern Iowa	L	68-77
Dec. 17	WOFFORD	W	72-57
Dec. 21	vs. Virginia Tech	W	82-52
Dec. 28	vs. Boston College	W	69-50
Jan. 3	STONY BROOK	W	81-63
Jan. 9	GEORGE MASON*	W	71-57
Jan. 14	at George Washington*	L	66-76
Jan. 18	DUQUESNE*	W	80-65
Jan. 22	at Dayton*	W	80-66
Jan. 25	at La Salle*	W	97-89(2ot)
Jan. 29	FORDHAM*	W	76-60
Feb. 1	RICHMOND*	W	81-70
Feb. 6	RHODE ISLAND	W	68-52
Feb. 8	at Saint Joseph's*	L	62-69
Feb. 12	GEORGE WASH.*	W	92-75
Feb. 15	at Saint Louis*	L	62-64
Feb. 21	at Massachusetts*	L	75-80
Feb. 27	at Fordham*	W	85-66
Mar. 1	SAINT LOUIS*	W	67-56
Mar. 3	at Richmond*	W	71-53
Mar. 8	ST. BONAVENTURE*	W	86-67

Atlantic 10 Tournament (Brooklyn, N.Y.)

Mar. 14	vs Richmond	W	56-50
Mar. 15	vs George Washington	W	74-55
Mar. 16	vs Saint Joseph's	L	61-65

NCAA Tournament (Auburn Hills, Mich.)

Mar. 21	+vs Stephen F. Austin	L	75-77 (ot)
---------	-----------------------	---	------------

& - Puerto Rico Tip-Off
 * - Atlantic-10 Conference contest
 + - NCAA Tournament

2014-2015

Head Coach: Shaka Smart
Record: 26-10 (12-6 A-10)
Atlantic 10 Tournament Champions
NCAA Tournament - Round of 64

Nov. 7	California (Pa.) (Exh.)	W	92-43
Nov. 14	!vs. Tennessee	W	85-69
Nov. 18	TOLEDO	W	87-78
Nov. 20	UMES	W	106-66
Nov. 24	%vs. #12 Villanova	L	53-77
Nov. 25	%vs. Oregon	W	77-63
Nov. 29	at Old Dominion	L	67-73
Dec. 2	at Illinois State	W	66-62
Dec. 6	#7 VIRGINIA	L	57-74
Dec. 13	#23 NORTHERN IOWA	W (2ot)	93-87
Dec. 16	BELMONT	W	78-51
Dec. 20	at Cincinnati	W	68-47
Dec. 22	EAST TENNESSEE STATE	W	84-60
Dec. 29	CLEVELAND STATE	W	72-63
Jan. 4	at Fordham*	W	75-58
Jan. 7	DAVIDSON*	W	71-65
Jan. 10	SAINT JOSEPH'S*	W	89-74
Jan. 13	at Rhode Island*	W	65-60
Jan. 17	at Duquesne*	W	70-64
Jan. 23	at Saint Louis* (:00.8)	W	63-61
Jan. 27	GEORGE WASHINGTON*	W	72-48
Jan. 31	RICHMOND*	L	55-64
Feb. 4	at George Mason*	W	72-60
Feb. 7	at St. Bonaventure*	L	71-73
Feb. 11	LA SALLE*	L (2ot)	69-74
Feb. 14	at George Washington*	W	79-66
Feb. 17	SAINT LOUIS*	W	74-54
Feb. 21	MASSACHUSETTS*	W	78-72
Feb. 25	at Richmond*	L (2ot)	63-67
Feb. 28	DAYTON*	L	55-59
Mar. 5	at Davidson*	L	55-82
Mar. 7	GEORGE MASON*	W	71-60

Atlantic 10 Tournament (Brooklyn, N.Y.)

Mar. 12	vs. Fordham	W	63-57
Mar. 13	vs. Richmond	W	70-67
Mar. 14	vs. #24 Davidson	W	93-73
Mar. 15	vs. Dayton	W	71-65

NCAA Tournament (Portland, Ore.)

Mar. 19	vs. Ohio State	L (ot)	72-75
---------	----------------	--------	-------

! - Veterans Classic (U.S. Naval Academy)
 % - Legends Classic (Brooklyn, N.Y.)
 + - NCAA Tournament

2015-16

Head Coach: Will Wade
Record: 25-11 (14-4 A-10)
NCAA Tournament - Round of 32

Nov. 13	vs. Prairie View	W	96-60
Nov. 16	vs. Radford	W	75-50
Nov. 20	!vs. #5 Duke	L	71-79
Nov. 22	!vs. Wisconsin (:06.2)	L	73-74
Nov. 25	AMERICAN	W	72-44
Nov. 28	OLD DOMINION	W	76-67
Dec. 2	at Middle Tennessee State	W	62-56
Dec. 6	vs. Florida State	L	71-76
Dec. 15	at Georgia Tech	L	64-77
Dec. 19	#23 CINCINNATI	L	63-69
Dec. 22	BUFFALO	W	90-69
Dec. 27	LIBERTY	W	85-57
Dec. 30	NORTH FLORIDA	W	80-68
Jan. 2	GEORGE MASON*	W	71-47
Jan. 5	at Saint Joseph's*	W	85-82
Jan. 10	at Saint Louis*	W	72-56
Jan. 13	FORDHAM*	W	88-54
Jan. 16	at Richmond*	W (ot)	94-89
Jan. 20	DUQUESNE*	W	93-71
Jan. 24	ST. BONAVENTURE*	W	84-76
Jan. 29	at Davidson*	W	79-69
Feb. 3	at La Salle	W	88-70
Feb. 6	GEORGE WASHINGTON*	L	69-72
Feb. 11	at Massachusetts*	L	63-69
Feb. 13	SAINT LOUIS*	W	85-52
Feb. 16	RHODE ISLAND*	W	83-67
Feb. 19	RICHMOND*	W	87-74

Feb. 24	at George Mason*	L	69-76
Feb. 27	at George Washington*	W	69-65
Mar. 2	DAVIDSON*	W	70-60
Mar. 5	at Dayton*	L (ot)	67-68

Atlantic 10 Tournament (Brooklyn, N.Y.)

Mar. 11	vs. Massachusetts	W	85-70
Mar. 12	vs. Davidson	W	76-54
Mar. 13	vs. Saint Joseph's	L	74-87

NCAA Tournament (Oklahoma City, Okla.)

Mar. 18	+vs. Oregon State	W	75-67
Mar. 20	+vs. #7 Oklahoma	L	81-85

! - 2K Sports Classic (New York, N.Y.)
 + - NCAA Tournament
 * - Atlantic 10 Conference game

2016-17

Head Coach: Will Wade
Record: 26-9 (14-4 A-10)
NCAA Tournament - Round of 64

Nov. 11	UNC ASHEVILLE	W	80-65
Nov. 15	at Liberty	W	64-59
Nov. 18	BINGHAMTON	W	81-42
Nov. 23	%vs. #20 Baylor	L	63-71
Nov. 24	%vs. St. John's	W	75-69
Nov. 25	%vs. LSU	W	85-74
Nov. 29	PRINCETON	W	81-70
Dec. 3	^vs. Illinois	L	46-64
Dec. 7	GEORGIA TECH	L (ot)	73-76
Dec. 10	at Old Dominion	W	67-64
Dec. 17	MIDDLE TENNESSEE STATE	W	80-77
Dec. 22	LOUISIANA MONROE	W	78-65
Dec. 27	HOWARD	W	85-51
Dec. 30	*at George Mason	W	73-64
Jan. 4	*at Duquesne	W	94-87
Jan. 7	*UMASS	W	81-64
Jan. 11	*GEORGE WASHINGTON	W	85-55
Jan. 14	*at Davidson	L	63-69
Jan. 18	*at Fordham (:00)	L (ot)	67-69
Jan. 22	*LA SALLE	W	90-52
Jan. 27	*DAYTON	W	73-68
Feb. 1	*RICHMOND	W	81-74
Feb. 4	*at St. Bonaventure	W (ot)	83-77
Feb. 8	*at George Washington (:00.4)W	W	54-53
Feb. 11	*DAVIDSON	W	74-60
Feb. 14	*SAINT JOSEPH'S	W	91-81
Feb. 17	*at Richmond	W	84-73
Feb. 22	*SAINT LOUIS	W	64-50
Feb. 25	*at Rhode Island	L	59-69
Mar. 1	*at Dayton	L	72-79
Mar. 4	*GEORGE MASON	W	72-60

Atlantic 10 Tournament (Pittsburgh, Pa.)

Mar. 10	vs. George Mason	W	71-60
Mar. 11	vs. Richmond	W (ot)	87-77
Mar. 12	vs. Rhode Island	L	63-70

NCAA Tournament (Salt Lake City, Utah)

Mar. 16	vs. #22 Saint Mary's	L	77-85
---------	----------------------	---	-------

* - Atlantic 10 Conference game
 % - Battle 4 Atlantis (Paradise Island, Bahamas)
 ^ - Miami Hoophall Invitational (Miami, Fla.)

2017-18

Head Coach: Mike Rhoades
Record: 18-15 (9-9 A-10)

Nov. 10	GRAMBLING STATE	W	94-65
Nov. 13	!NORTH FLORIDA	W	95-85
Nov. 17	VIRGINIA	L	67-76
Nov. 20	%vs. Marquette	L	83-94
Nov. 21	%vs. Cal	W	83-69
Nov. 22	%vs. Michigan	L	60-68
Nov. 28	APPALACHIAN STATE	W	85-72
Dec. 2	OLD DOMINION	W	82-75
Dec. 5	TEXAS	L	67-71
Dec. 9	^at #19 Seton Hall	L	67-90
Dec. 16	BUCKNELL	W	85-79
Dec. 19	WINTHROP	W	69-55
Dec. 22	VMI	W	75-65
Dec. 30	*FORDHAM	W	76-63
Jan. 3	*at Saint Joseph's	L (ot)	81-87
Jan. 6	*at La Salle	W	80-74
Jan. 9	*DUQUESNE	W	78-67
Jan. 12	*at Dayton	L	79-106
Jan. 17	*RICHMOND	L	52-67
Jan. 20	*GEORGE WASHINGTON	W	87-63

Jan. 23	*at Saint Louis	W (ot)	75-74
Jan. 27	*at George Mason	W	84-76
Feb. 2	*#22 RHODE ISLAND	L	68-81
Feb. 7	*at Richmond (:03.8)	L	76-77
Feb. 10	*DAYTON	W (ot)	88-84
Feb. 14	*DAVIDSON	L	63-74
Feb. 17	*at George Washington	L	56-80
Feb. 21	*at UMass	W	82-78
Feb. 24	*ST. BONAVENTURE	L	63-68
Feb. 28	*GEORGE MASON (:00.8)	L	80-81
Mar. 3	*at Fordham	W	83-58

Atlantic 10 Tournament (Washington, D.C.)

Mar. 8	vs. Dayton	W	77-72
Mar. 9	vs. #25 Rhode Island	L	67-76

* - Atlantic 10 Conference game
 ! - Maui Invitational Mainland game
 % - Maui Jim Maui Invitational (Lahaina, Hawaii)
 ^ - Never Forget Tribute Classic

2018-19

Head Coach: Mike Rhoades
Record: 25-8 (16-2 A-10)
NCAA Tournament - Round of 64

Nov. 6	GARDNER-WEBB	W	69-57
Nov. 9	!HAMPTON	W	69-57
Nov. 12	!BOWLING GREEN	W	72-61
Nov. 19	%vs. Temple	W	57-51
Nov. 20	%vs. St. John's	L (ot)	86-87
Nov. 24	HOFSTRA	W (ot)	69-67
Nov. 28	at Old Dominion	L	52-62
Dec. 1	IONA	W	88-59
Dec. 5	at Texas	W	54-53
Dec. 9	at #4 Virginia	L	49-57
Dec. 15	CHARLESTON	L	79-83
Dec. 22	WICHITA STATE	W	70-54
Dec. 30	RIDER	W	90-79
Jan. 5	*at Fordham	W	76-51
Jan. 9	*LA SALLE	W	69-63
Jan. 12	*at Davidson	L	57-64
Jan. 16	*DAYTON	W	76-71
Jan. 19	*UMASS	W	68-50
Jan. 23	*at Rhode Island	L	65-71
Jan. 26	*at Duquesne	W	80-74
Feb. 2	*GEORGE MASON	W	79-63
Feb. 6	*at George Washington	W	60-50
Feb. 9	*at St. Bonaventure	W	85-55
Feb. 13	*RICHMOND	W	81-60
Feb. 16	*at Dayton (:06)	W	69-68
Feb. 19	*RHODE ISLAND	W	76-42
Feb. 23	*GEORGE WASHINGTON	W	85-57
Feb. 26	*SAINT LOUIS	W	71-65
Mar. 2	*at Richmond	W	69-66
Mar. 5	*at George Mason	W	71-36
Mar. 8	*SAINT JOSEPH'S	W	75-63

Atlantic 10 Tournament (Brooklyn, N.Y.)

Mar. 15	vs. Rhode Island	L	70-75
---------	------------------	---	-------

NCAA Tournament (Columbia, S.C.)

Mar. 22	vs. Central Florida	L	58-73
---------	---------------------	---	-------

* - Atlantic 10 Conference game
 ! - Legends Classic campus game
 % - Legends Classic (Brooklyn, N.Y.)

2019-20

Head Coach: Mike Rhoades
Record: 18-13 (8-10 A-10)

Nov. 5	ST. FRANCIS (PA)	W	72-58
Nov. 8	NORTH TEXAS	W	59-56
Nov. 13	#23 LSU	W	84-82
Nov. 17	^JACKSONVILLE STATE	W	93-65
Nov. 23	FLORIDA GULF COAST	W	78-48
Nov. 25	^ALABAMA STATE	W	78-62
Nov. 29	!vs. Purdue	L	56-59
Nov. 30	!vs. #17 Tennessee (:00.0)	L	69-72
Dec. 7	OLD DOMINION	W	69-57
Dec. 15	MISSOURI STATE	W	61-51
Dec. 18	at Charleston	W	76-71
Dec. 21	at Wichita State	L	63-73
Dec. 29	LOYOLA (MD)	W	85-51
Jan. 2	*FORDHAM	W	64-46
Jan. 5	*at George Mason	W	72-59
Jan. 11	*RHODE ISLAND	L	56-65
Jan. 14	*at #13 Dayton	L	65-79
Jan. 18	*ST. BONAVENTURE	W	91-63

Jan. 21	*at St. Joseph's	W	73-60
Jan. 25	*at La Salle	W	76-65
Jan. 28	*RICHMOND	W	87-68
Jan. 31	*at Rhode Island	L	75-87
Feb. 7	*DAVIDSON	W	73-62
Feb. 12	*GEORGE MASON	L	67-72
Feb. 15	*at Richmond	L	59-77
Feb. 18	*#5 DAYTON	L	61-66
Feb. 21	*at Saint Louis	L	62-80
Feb. 26	*at UMass	L	52-60
Feb. 29	*GEORGE WASHINGTON	W	75-51
March 3	*DUQUESNE	L (ot)	77-80
March 6	*at Davidson	L	65-75

* - Atlantic 10 Conference game
! - Emerald Coast Classic (Niceville, Fla.)
^ - Emerald Coast Classic Campus Game

2020-21

Head Coach: Mike Rhoades

Record: 19-7 (10-4 A-10)

NCAA Tournament - Round of 64

Nov. 25	lvs. Utah State	W	85-69
Nov. 26	lvs. #15 West Virginia	L	66-78
Nov. 27	lvs. Memphis	W	70-59
Dec. 2	at Penn State (:00.0)	L	69-72
Dec. 5	MOUNT ST. MARY'S	W	60-42
Dec. 9	NORTH CAROLINA A&T	W	95-59
Dec. 12	OLD DOMINION	W	77-54
Dec. 15	WESTERN CAROLINA	W	93-68
Dec. 22	JAMES MADISON	W	82-81
Dec. 30	*at Saint Joseph's	W	80-64
Jan. 6	*at George Washington	W	66-61
Jan. 9	*RHODE ISLAND	L	68-83
Jan. 13	*at George Washington	W	84-77
Jan. 20	*at St. Bonaventure	L	54-70
Jan. 23	*DAYTON	W	66-43
Jan. 30	*LA SALLE	W	73-62
Feb. 3	*at Rhode Island (:03.9)	W	63-62
Feb. 9	*at Dayton	W	76-67
Feb. 12	*ST BONAVENTURE	W	67-64
Feb. 17	*RICHMOND	W	68-56
Feb. 20	*GEORGE MASON	L (ot)	76-79
Feb. 23	*SAINT LOUIS (:04.7)	W	67-65
Feb. 27	*at Davidson	L	57-65

Atlantic 10 Tournament (Richmond, Va.)

Mar. 5	DAYTON	W	73-68
Mar. 6	DAVIDSON	W	64-52

Atlantic 10 Championship (Dayton, Ohio)

Mar. 14	vs. St. Bonaventure	L	65-74
---------	---------------------	---	-------

NCAA Tournament (Indianapolis, Ind.)

Mar. 20	vs. Oregon	No contest	
---------	------------	------------	--

* - Atlantic 10 Conference game

! - Bad Boy Mowers Crossover Classic (Sioux Falls, S.C.)

2021-22

Head Coach: Mike Rhoades

Record: 22-10 (14-4 A-10)

NIT - Second Round

Nov. 9	SAINT PETER'S	W	57-54
Nov. 13	WAGNER	L	44-58
Nov. 17	at Vanderbilt	W	48-37
Nov. 20	CHATTANOOGA (:00.4)	L	54-56
Nov. 24	lvs. Syracuse	W	67-55
Nov. 25	lvs. #6 Baylor	L	61-69
Nov. 26	lvs. #22 UConn	L (ot)	63-70
Dec. 4	CAMPBELL	W	65-61
Dec. 8	JACKSONVILLE STATE	W	66-52
Dec. 11	at Old Dominion	W	75-66
Dec. 15	FLORIDA ATLANTIC	W	66-46
Jan. 5	*at Dayton (:06.6)	W	53-52
Jan. 8	*at La Salle	W	85-66
Jan. 11	*GEORGE WASHINGTON	W	84-57
Jan. 14	*at St. Bonaventure	L	53-73
Jan. 18	*DAVIDSON	L	61-63
Jan. 22	*SAINT JOSEPH'S	W	70-54
Jan. 26	*at #25 Davidson	W	70-68
Jan. 29	*at Richmond	W	64-62
Feb. 2	*DAYTON	L	52-82
Feb. 5	*DUQUESNE	W	71-62
Feb. 8	*RHODE ISLAND	W	73-64
Feb. 12	*at George Mason	W	85-70
Feb. 15	*at Fordham	W	66-61
Feb. 18	*RICHMOND	W	77-57

Feb. 23	*GEORGE MASON	W	72-66
Feb. 26	*at UMass	W	77-62
Mar. 1	*ST. BONAVENTURE	W	74-51
Mar. 5	*at Saint Louis	L	65-69

Atlantic 10 Tournament (Washington, D.C.)

Mar. 11	vs. Richmond	L	64-75
---------	--------------	---	-------

Postseason National Invitation Tournament

Mar. 15	PRINCETON	W	90-79
Mar. 19	at Wake Forest	L	74-80

* - Atlantic 10 Conference game

! - Bad Boy Mowers Battle 4 Atlantis (Nassau, Bahamas)

% - Atlantic 10 Conference Tournament (Washington, D.C.)

2022-23

Head Coach: Mike Rhoades

Record: 27-8 (15-3 A-10)

NCAA Tournament - Round of 64

Nov. 7	MANHATTAN	W	73-56
Nov. 12	MORGAN STATE	W	69-54
Nov. 16	lvs. Arizona State	L	59-63
Nov. 17	lvs. Pitt	W	71-67
Nov. 20	at Memphis	L	47-62
Nov. 26	KENNESAW STATE	W	64-61
Nov. 30	VANDERBILT	W	70-65
Dec. 3	at Temple	L	73-83
Dec. 7	JACKSONVILLE	L	62-73
Dec. 11	HOWARD	W	70-60
Dec. 14	RADFORD	W	70-62
Dec. 17	NORTHERN ILLINOIS	W	90-63
Dec. 21	NAVY	W	74-52
Dec. 31	*LA SALLE	W	80-67
Jan. 4	*at Duquesne	L	70-79
Jan. 7	*DAVIDSON	W	89-72
Jan. 10	*at Loyola Chicago	W	78-64
Jan. 13	*at Dayton	W	63-62
Jan. 17	*UMASS	W	83-55
Jan. 20	*at Richmond	W	74-62
Jan. 25	*GEORGE MASON	W	72-52
Jan. 28	*ST. BONAVENTURE	L	58-61
Jan. 31	*at Davidson	W	61-59
Feb. 3	*at Saint Louis	W	73-65
Feb. 7	*DAYTON	L	58-62
Feb. 15	*at Rhode Island (:00.0)	W	55-54
Feb. 18	*FORDHAM	W	80-61
Feb. 21	*at Saint Joseph's	W	88-63
Feb. 24	*RICHMOND	W	73-58
Feb. 28	*SAINT LOUIS	W	79-67
March 4	*at George Washington	W	74-68

Atlantic 10 Tournament (Brooklyn, N.Y.)

Mar. 9	vs. Davidson	W	71-53
Mar. 10	vs. Saint Louis	W	90-78
Mar. 11	vs. Dayton	W	68-56

NCAA Tournament (Albany, N.Y.)

Mar. 17	vs. #19 Saint Mary's (Calif.)	L	51-63
---------	-------------------------------	---	-------

* - Atlantic 10 Conference game

! - Legends Classic (Brooklyn, N.Y.)

2023-24

Head Coach: Ryan Odom

Record: 24-14 (11-7 A-10)

NIT - Quarterfinals

Nov. 6	MCNEESE STATE	L	65-76
Nov. 10	SAMFORD	W	75-65
Nov. 15	RADFORD	W	73-50
Nov. 18	SEATTLE	W	60-56
Nov. 24	lvs. Iowa State	L	64-68
Nov. 25	lvs. Boise State	L	61-65
Nov. 26	lvs. Penn State	W	86-74
Dec. 1	NORFOLK STATE	L	60-63
Dec. 6	MEMPHIS	L (ot)	80-85
Dec. 10	ALCORN STATE	W	86-58
Dec. 16	TEMPLE	W	87-78
Dec. 22	MARYLAND-EASTERN SHORE	W	75-51
Dec. 30	GARDNER-WEBB	W	87-73
Jan. 3	*ST. BONAVENTURE	L	78-89
Jan. 6	*GEORGE WASHINGTON (:01.5)	L	82-84
Jan. 9	*at George Mason	W	54-50
Jan. 13	*at La Salle	W	71-65
Jan. 19	*SAINT LOUIS	W	85-61
Jan. 23	*LOYOLA CHICAGO	W	74-67
Jan. 27	*at Davidson	W	63-58
Jan. 30	*at St. Bonaventure	L	62-67

Feb. 3	*RICHMOND	W	63-52
Feb. 6	*at Fordham	W	75-60
Feb. 9	*#18 DAYTON	W	49-47
Feb. 16	*at Saint Louis	W	95-85
Feb. 20	*at UMass	L	52-74
Feb. 25	*SAINT JOSEPH'S	W	73-69
Feb. 28	*RHODE ISLAND	W	88-67
Mar. 2	*at Richmond	L	76-79
Mar. 5	*DUQUESNE	L	59-69
Mar. 8	*at #25 Dayton	L (ot)	86-91

Atlantic 10 Tournament (Brooklyn, N.Y.)

Mar. 13	vs. Fordham	W	69-62
Mar. 14	vs. UMass	W	73-59
Mar. 16	vs. Saint Joseph's	W	66-60
Mar. 17	vs. Duquesne	L	51-57

Postseason National Invitation Tournament

Mar. 20	at Villanova	W	70-61
Mar. 24	at South Florida	W	70-65
Mar. 27	at Utah	L	54-74

* - Atlantic 10 Conference game

! - ESPN Events Invitational (Orlando, Fla.)

2024-25

Head Coach: Ryan Odom

Record: 28-7 (15-3 A-10)

NCAA Tournament - Round of 64

Nov. 4	BELLARMINE	W	84-65
Nov. 8	^vs. Boston College	W	80-55
Nov. 13	MERRIMACK	W	63-42
Nov. 16	LOYOLA (MD.)	W	83-57
Nov. 21	lvs. Seton Hall	L (ot)	66-69
Nov. 22	lvs. Nevada (:05.1)	L	61-64
Nov. 24	lvs. Miami (Fla.)	W	77-70
Nov. 29	ELIZABETH CITY STATE	W	103-58
Dec. 4	GEORGIA SOUTHERN	W	89-54
Dec. 9	PENN	W	66-47
Dec. 14	%vs. Colorado State	W	76-68
Dec. 18	at New Mexico	L	71-78
Dec. 22	WILLIAM & MARY	W	90-70
Dec. 31	*at St. Bonaventure (:03.3)	L	75-77
Jan. 4	*at Loyola Chicago	W	84-65
Jan. 8	*FORDHAM	W	73-61
Jan. 14	*SAINT LOUIS	W	78-62
Jan. 17	*at Saint Joseph's	W	78-69
Jan. 21	*at Rhode Island	W	81-57
Jan. 24	*ST. BONAVENTURE	W	75-61
Jan. 28	*at Saint Louis	L	69-78
Feb. 1	*RICHMOND	W	90-49
Feb. 4	*LA SALLE	W	96-66
Feb. 7	*at Dayton	W	73-68
Feb. 12	*at George Washington	W	80-72
Feb. 19	*UMASS	W	80-51
Feb. 22	*GEORGE MASON	W	70-54
Feb. 25	*at Richmond	W	78-60
Feb. 28	*DAVIDSON	W	80-56
Mar. 4	*at Duquesne	W	71-62
Mar. 7	*DAYTON	L	76-79

Atlantic 10 Tournament (Washington, D.C.)

Mar. 14	vs. St. Bonaventure	W	76-59
Mar. 15	vs. Loyola Chicago	W	62-55
Mar. 16	vs. George Mason	W	68-63

NCAA Tournament (Denver, Colo.)

Mar. 20	vs. #17 BYU	L	71-80
---------	-------------	---	-------

* - Atlantic 10 Conference game

! - Charleston Classic (Charleston, S.C.)

^ - Veterans Classic (Annapolis, Md.)

% - Jack Jones Classic (Henderson, Nev.)

:00 - Time remaining in games decided in the final 10 sec. when winning team scored final pts. to break a tie or win.

ALL-TIME SERIES BREAKDOWNS

Team	W	L	First Met	Last Met	Team	W	L	First Met	Last Met
Akron	7	0	1969-70	2012-13	Elmira	1	0	1974-75	1974-75
Alabama	1	4	1984-85	2012-13	Elizabeth City St.	1	0	2024-25	2024-25
UAB	17	22	1979-80	2011-12	Elon	3	0	2005-06	2007-08
Alabama State	1	0	2019-20	2019-20	Evansville	1	1	1993-94	2000-01
Albany	2	0	2005-06	2006-07	Fairfield	0	1	1981-82	1981-82
Alcorn State	2	0	1988-89	2023-24	Fairleigh Dickinson	2	1	1971-72	2012-13
American	11	3	1995-96	2015-16	Florida Atlantic	4	0	2000-01	2021-22
Arkansas	0	1	2007-08	2007-08	Florida Gulf Coast	2	0	2012-13	2019-20
Appalachian State	1	2	2005-06	2017-18	Florida International	2	0	1994-95	1995-96
Arizona State	0	1	2022-23	2022-23	Florida State	1	2	2010-11	2015-16
Arkansas State	2	2	1970-71	1989-90	Fordham	15	1	2012-13	2024-25
Atlantic Christian	3	0	1969-70	1977-78	Gardner-Webb	4	0	2000-01	2023-24
Auburn	1	4	1974-75	1988-89	George Mason	49	22	1981-82	2024-25
Augusta	1	1	1968-69	1990-91	George Washington	19	4	1978-79	2024-25
Austin Peay	0	2	1973-74	1973-74	Georgetown	2	1	1977-78	2013-14
Baltimore	4	0	1971-72	1978-79	Georgia	0	1	1982-83	1982-83
Baptist (S.C.)	2	0	1974-75	1975-76	Georgia Southern	2	2	1968-69	1924-25
Baylor	2	3	1974-75	2021-22	Georgia State	20	6	1975-76	2011-12
Bellarmine	1	0	2024-25	2024-25	Georgia Tech	0	4	2003-04	2016-17
Belmont	3	0	2012-13	2014-15	Glassboro State	4	0	1971-72	1971-72
Bentley	1	0	1975-76	1975-76	Grambling State	1	0	2017-18	2017-18
Bethune-Cookman	1	0	2009-10	2009-10	Hampden-Sydney	3	1	1968-69	1969-70
Binghamton	1	0	2016-17	2016-17	Hampton	8	1	2002-03	2018-19
Bluefield State	1	0	1970-71	1970-71	Hardin-Simmons	2	0	1974-75	1974-75
Boise State	1	1	1973-74	2023-24	Haverford	1	0	1970-71	1970-71
Boston College	2	0	2013-14	2024-25	Hawaii-Hilo	1	0	1994-95	1994-95
Boston University	2	1	1976-77	2009-10	High Point	1	1	1968-69	1969-70
Bowling Green	1	0	2018-19	2018-19	Hofstra	16	5	2001-02	2018-19
Bradley	2	3	1970-71	2007-08	Houston	3	0	2005-06	2007-08
Bridgewater	2	0	1968-69	1968-69	Howard	2	0	2016-17	2022-23
Brigham Young	0	2	1983-84	2024-25	Illinois	0	1	2016-17	2016-17
Brockport State	2	0	1975-76	1975-76	Illinois State	5	1	1990-91	2014-15
Brooklyn	1	0	1972-73	1972-73	Indiana	0	2	1988-89	2011-12
Bucknell	1	0	2017-18	2017-18	Iona	5	2	1971-72	2018-19
Buffalo	5	0	1974-75	2015-16	Iowa	0	2	1974-75	1979-80
Buffalo State	1	0	1973-74	1973-74	Iowa State	1	2	1993-94	2023-24
Butler	1	2	1970-71	2012-13	Jackson State	1	0	1996-97	1996-97
California	1	1	1997-98	2017-18	Jacksonville	19	9	1979-80	2022-23
California (Pa.)	2	0	2014-15	2015-16	Jacksonville State	2	0	2019-20	2021-22
Campbell	3	0	1970-71	2021-22	James Madison	45	21	1971-72	2020-21
Canisius	2	1	1972-73	1974-75	Johns Hopkins	2	0	1981-82	1983-84
Catholic	1	0	1978-79	1978-79	Kansas	1	0	2010-11	2010-11
Centenary	2	4	1972-73	1975-76	Kansas State	0	1	1997-98	1997-98
Central Florida	0	1	2018-19	2018-19	Kennesaw State	1	0	2022-23	2022-23
Chaminade	1	0	1990-91	1990-91	Kent State	0	1	2000-01	2000-01
Charleston	5	2	1969-70	2019-20	Lafayette	1	0	1980-81	1980-81
Charlotte	27	15	1976-77	2012-13	La Salle	14	2	1982-83	2024-25
Chattanooga	2	2	1984-85	2021-22	Lehigh	1	0	2012-13	2012-13
Cincinnati	3	2	1973-74	2015-16	Liberty	7	1	1976-77	2016-17
The Citadel	1	0	2008-09	2008-09	Long Beach State	2	0	1992-93	2013-14
City College of NY	1	0	1975-76	1975-76	Long Island	1	1	1969-70	1980-81
Cleveland State	1	2	1986-87	2014-15	Longwood	4	0	2005-06	2012-13
Colorado	1	1	1998-99	1999-00	Louisiana Monroe	1	0	2016-17	2016-17
Colorado State	1	0	2024-25	2024-25	Louisville	5	10	1976-77	1999-00
Connecticut	0	2	1987-88	2021-22	Loyola Chicago	4	0	2022-23	2024-25
Cornell	2	0	1973-74	1997-98	Loyola (Md.)	2	0	2019-20	2024-25
Davidson	14	8	2004-05	2024-25	Loyola (La.)	1	2	1969-70	1971-72
Dayton	19	11	1983-84	2024-25	LSU	2	0	2016-17	2019-20
Delaware	16	3	2000-01	2011-12	Maine	1	1	1974-75	1975-76
Delaware State	4	0	1974-75	2000-01	Manhattan	1	0	2022-23	2022-23
Denison	1	0	1968-69	1968-69	Marist	1	0	1992-93	1992-93
DePaul	0	1	1970-71	1970-71	Marquette	2	1	1985-86	2017-18
Detroit	1	2	1973-74	1977-78	Marshall	2	0	1984-85	1987-88
Drexel	13	8	2001-02	2011-12	Maryland	1	0	2007-08	2007-08
Duke	1	2	2006-07	2015-16	Massachusetts	11	4	2012-13	2024-25
Duquesne	9	4	2012-13	2024-25	McNeese State	0	1	2023-24	2023-24
East Carolina	16	7	1978-79	2009-10	Md.-Eastern Shore	7	1	1968-69	2023-24
East Tennessee State	11	0	1971-72	2014-15	Memphis	3	6	1975-76	2023-24
Eastern Kentucky	2	3	1969-70	2013-14	Mercer	4	1	1973-74	1989-90

ALL-TIME SERIES BREAKDOWNS

Team	W	L	First Met	Last Met	Team	W	L	First Met	Last Met
Merrimack	1	0	2024-25	2024-25	St. Francis (Pa.)	3	2	1970-71	2019-20
Methodist	3	0	1976-77	1978-79	St. John's	1	1	2016-17	2018-19
Miami (Fla.)	2	3	1987-88	2024-25	St. Joseph's (Pa.)	14	5	1981-82	2024-25
Miami (Ohio)	0	2	1996-97	1997-98	St. Mary's (Calif.)	0	2	2016-17	2022-23
Michigan	0	2	2012-13	2017-18	St. Mary's (Md.)	2	0	1973-74	1974-75
Michigan State	1	0	1975-76	1975-76	St. Peter's	2	0	1974-75	2021-22
Middle Tennessee	3	3	1973-74	2016-17	Samford	3	0	1977-78	2023-24
Minnesota	1	0	1970-71	1970-71	Seattle	1	0	2023-24	2023-24
Mississippi	0	4	1999-00	2004-05	Seton Hall	0	3	2011-12	2024-25
Mississippi State	0	1	1995-96	1995-96	Siena	2	0	1992-93	1993-94
Missouri	0	2	1971-72	2012-13	South Alabama	18	11	1976-77	1990-91
Missouri State	1	0	2019-20	2019-20	South Carolina State	1	0	1976-77	1976-77
Morehead State	1	1	1972-73	1973-74	South Dakota State	1	0	2008-09	2008-09
Morgan State	2	0	1986-87	2022-23	South Florida	27	12	1979-80	2023-24
Mount St. Mary's	4	0	1970-71	2020-21	Southeastern	11	0	1968-69	1978-79
Murray State	2	0	1991-92	1993-94	Southern California	1	0	2010-11	2010-11
Navy	3	0	1978-79	2022-23	Southern Illinois	1	3	1975-76	1998-99
Nevada	1	2	2008-09	2024-25	Southern Methodist	0	1	2000-01	2000-01
New Hampshire	4	0	1990-91	2010-11	Southern Mississippi	7	6	1981-82	1998-99
New Mexico	1	1	2008-09	2024-25	Southern Utah	1	0	1997-98	1997-98
New Orleans	3	2	1979-80	1996-97	SW Louisiana	1	1	1996-97	1997-98
New York Tech	0	1	1968-69	1968-69	Stephen F. Austin	0	1	2013-14	2013-14
N. News Apprentice	1	0	1968-69	1968-69	Stetson	1	0	2012-13	2012-13
Norfolk State	4	2	1971-72	2023-24	Stony Brook	1	0	2013-14	2013-14
North Carolina A&T	9	0	1972-73	2020-21	Syracuse	1	3	1983-84	2021-22
UNC Asheville	2	0	1973-74	2016-17	Temple	2	2	2012-13	2023-24
UNC Central	1	0	1978-79	1978-79	Tennessee	1	5	1980-81	2019-20
UNC Greensboro	2	0	2010-11	2011-12	Tennessee-Martin	2	0	1994-95	1997-98
UNC Wilmington	25	17	1970-71	2011-12	Tennessee State	1	0	1994-95	1994-95
North Florida	2	0	2015-16	2017-18	Tennessee Tech	0	1	1970-71	1970-71
North Texas	1	1	1975-76	2019-20	Texas	2	2	1991-92	2018-19
Northeastern	9	6	1975-76	2013-14	Texas A&M	2	3	1973-74	2000-01
Northeastern Illinois	1	0	1973-74	1973-74	Texas Christian	2	1	1996-97	2002-03
NE Louisiana	1	0	1974-75	1974-75	Texas-El Paso	0	1	1993-94	1993-94
Northern Illinois	2	1	1972-73	2022-23	Toledo	1	1	2006-07	2014-15
Northern Iowa	2	1	2011-12	2014-15	Towson	18	1	2001-02	2011-12
Northwestern	0	1	2001-02	2001-02	Tulane	3	11	1991-92	2010-11
Ohio	0	1	1969-70	1969-70	Tulsa	1	4	1976-77	1993-94
Ohio State	0	1	2014-15	2014-15	UCLA	1	1	2008-09	2010-11
Oklahoma	2	3	1990-91	2015-16	Utah	0	1	2023-24	2023-24
Oklahoma City	1	0	1975-76	1975-76	Utah State	1	0	2020-21	2020-21
Oklahoma State	0	1	1987-88	1987-88	Valparaiso	1	0	1971-72	1971-72
Old Dominion	53	44	1968-69	2021-22	Vanderbilt	2	2	1986-87	2022-23
Oral Roberts	0	2	1975-76	1976-77	Villanova	1	1	2014-15	2023-24
Oregon	1	0	2014-15	2014-15	Virginia	2	13	1976-77	2018-19
Oregon State	1	0	2015-16	2015-16	VMI	3	0	1999-00	2017-18
Pacific	0	1	1972-73	1972-73	Virginia State	4	0	1969-70	1978-79
Pembroke State	2	0	1968-69	1968-69	Virginia Tech	11	10	1978-79	2013-14
Penn	1	0	2024-25	2024-25	Virginia Union	9	2	1968-69	2009-10
Penn State	1	1	2020-21	2023-24	Wagner	0	3	2001-02	2021-22
Pikeville	1	0	1969-70	1969-70	Wake Forest	1	3	2003-04	2021-22
Pittsburgh	4	2	1995-96	2022-23	Washington & Lee	1	3	1068-69	1969-70
Prairie View A&M	2	0	2001-02	2015-16	West Chester	1	0	1972-73	1972-73
Princeton	2	0	2016-17	2021-22	West Florida	1	0	1973-74	1973-74
Providence	0	1	1969-70	1969-70	West Liberty	1	0	1968-69	1968-69
Puerto Rico-Cayey	1	0	1987-88	1987-88	West Virginia	1	2	1982-83	2020-21
Purdue	1	1	2010-11	2019-20	West Virginia State	1	0	1968-69	1968-69
Queens (N.C.)	0	1	2016-17	2016-17	Western Carolina	5	0	1976-77	2020-21
Radford	8	3	1989-90	2023-24	Western Michigan	1	1	2008-09	2009-10
Randolph-Macon	1	0	1977-78	1977-78	Western Illinois	2	0	1974-75	1975-76
Rhode Island	12	11	1994-95	2024-25	Western Kentucky	18	15	1969-70	2012-13
Richmond	62	33	1975-76	2024-25	Wichita State	3	3	1996-97	2019-20
Rider	1	0	2018-19	2018-19	William & Mary	40	12	1977-78	2024-25
Roanoke	0	1	1968-69	1968-69	Wilmington	7	0	1971-72	1975-76
Robert Morris	2	0	1976-77	1982-83	Winthrop	4	0	2010-11	2017-18
Rutgers	3	0	1986-87	2001-02	Wisconsin	0	1	2015-16	2015-16
Saint Louis	17	6	2009-10	2024-25	Wofford	3	0	1989-90	2013-14
St. Bonaventure	10	11	1977-78	2024-25	Wright State	2	0	1976-77	1977-78
St. Francis (N.Y.)	0	1	1978-79	1978-79	Wyoming	1	0	1983-84	1983-84

Akron (7-0)

Date	Site	W/L	VC-UA	Series
12/22/69	A	W	87-85	1-0
12/19/70	HF	W	74-70	2-0
2/23/08	A	W	57-52	3-0
12/17/08	HS	W	73-69	4-0
2/20/10	HS	W	70-53	5-0
12/29/11	A	W	76-75*	6-0
3/21/13	N	W	88-42	7-0
Home: 3-0 (Siegel Center: 2-0) Away: 3-0				
Neutral: 1-0				

Alabama (1-4)

Date	Site	W/L	VC-UA	Series
3/17/85	N8	L	59-63	0-1
12/03/94	HR	L	57-75	0-2
12/21/96	N50	L	69-72	0-3
11/27/11	A	L	64-72	0-4
12/15/13	HS	W	73-54	1-4
Home: 1-1 (Siegel Center: 1-0) Away: 0-1				
Neutral: 0-2				

Alabama State (1-0)

Date	Site	W/L	VC-AS	Series
11/25/19	HS	W	78-62	1-0

UAB (17-22)

Date	Site	W/L	VC-AB	Series
1/7/80	A	L	71-78	0-1
2/10/80	HR	W	90-75	1-1
2/25/80	NS3	W	105-88	2-1
1/10/81	A	L	65-67	2-2
2/15/81	HR	W	79-69	3-2
3/1/81	NS5	W	62-61*	4-2
1/2/82	A	W	55-54	5-2
2/20/82	N41	L	55-56	5-3
2/28/82	AS1	L	83-94	5-4
1/4/83	A	W	67-65	6-4
2/17/83	HR	W	80-68	7-4
3/5/83	AS1	L	59-61	7-5
1/19/84	A	W	63-61	8-5
2/6/84	HR	W	49-43	9-5
3/3/84	AS1	L	52-54	9-6
1/26/85	A	L	62-66	9-7
2/13/85	HR	W	67-53	10-7
1/9/86	A	L	70-72	10-8
2/6/86	HR	W	63-57	11-8
1/20/87	HR	L	70-79	11-9
2/5/87	A	L	71-79	11-10
2/4/88	HR	L	64-78	11-11
2/13/88	A	W	89-88	12-11
1/26/89	HR	W	79-75	13-11
2/23/89	A	L	62-78	13-12
1/18/90	HR	L	59-80	13-13
2/8/90	A	L	51-74	13-14
3/3/90	AS1	L	68-83	13-15
1/7/91	HR	W	66-64	14-15
1/23/91	A	L	68-89	14-16
12/30/00	A	L	61-70	14-17
12/15/01	HS	W	82-76	15-17
12/18/03	HS	L	58-68	15-18
11/27/04	A	L	55-79	15-19
1/2/06	A	L	62-68	15-20
12/16/06	HS	W	53-44	16-20
3/19/08	HS	L	77-80	16-21
12/21/10	A	L	65-68	16-22
12/20/11	HS	W	68-49	17-22
Home: 11-5 (Siegel Center: 3-2)				
Away: 4-16 Neutral: 2-1				

Albany (2-0)

Date	Site	W/L	VC-UA	Series
2/16/06	HS	W	70-67	1-0
12/6/06	A	W	75-57	2-0
Home: 1-0 (Siegel Center: 1-0) Away: 1-0				

Alcorn State (2-0)

Date	Site	W/L	VC-AS	Series
12/10/88	N30	W	100-73	1-0
12/10/23	HS	W	86-58	2-0
Home: 1-0 Away: 0-0 Neutral: 1-0				

American (11-3)

Date	Site	W/L	VC-AU	Series
1/24/96	HR	W	73-68	1-0
2/13/96	A	W	65-57	2-0
1/22/97	A	L	73-80*	2-1
2/8/97	HR	W	72-61	3-1
1/26/98	A	L	70-78*	3-2
2/4/98	HR	W	69-64	4-2
1/2/99	HR	W	79-65	5-2
2/3/99	A	W	59-52	6-2
2/23/00	HS	W	66-64	7-2
2/29/00	A	L	88-97***	7-3
1/3/01	A	W	62-58	8-3
2/3/01	HS	W	71-61	9-3
11/15/04	HS	W	82-78*	10-3
11/25/15	HS	W	72-44	11-3
Home: 8-0 (Siegel Center: 4-0) Away: 3-3				

Appalachian State (1-2)

Date	Site	W/L	VC-AS	Series
11/21/05	A	L	47-51	0-1
12/30/06	HS	L	70-73	0-2
11/28/17	HS	W	85-72	1-2
Home: 1-1 (Siegel Center: 1-1) Away: 0-1				

Arizona State (0-1)

Date	Site	W/L	VC-AS	Series
11/16/22	N	L	59-63	0-1
Neutral: 0-1				

Arkansas (0-1)

Date	Site	W/L	VC-UA	Series
11/18/07	N40	L	60-70	0-1
Neutral: 0-1				

Arkansas State (2-2)

Date	Site	W/L	VC-AS	Series
1/28/71	A	L	86-94	0-1
11/29/86	N28	W	65-67	1-1
11/28/87	N35	W	77-68	2-1
12/2/89	N23	L	66-82	2-2
Away: 0-1 Neutral: 2-1				

Atlantic Christian (3-0)

Date	Site	W/L	VC-AC	Series
12/19/69	HF	W	123-99	1-0
2/9/70	A	W	111-87	2-0
1/25/78	HF	W	97-64	3-0
Home: 2-0 Away: 1-0				

Auburn (1-4)

Date	Site	W/L	VC-AU	Series
3/3/75	A	L	72-117	0-1
12/16/76	HR	L	59-109	0-2
12/21/84	N28	W	78-59	1-2
12/5/87	A	L	80-93	1-3
12/20/88	HR	L	79-85	1-4
Home: 0-2 Away: 0-2 Neutral: 1-0				

Augusta (1-1)

Date	Site	W/L	VC-AC	Series
11/27/68	A	L	71-89	0-1
12/1/90	HR	W	83-63	1-1
Home: 1-0 Away: 0-1				

Austin Peay (0-2)

Date	Site	W/L	VC-AP	Series
12/21/73	HR	L	101-102*	0-1
1/7/74	A	L	65-81	0-2
Home: 0-1 Away: 0-1				

Baltimore (4-0)

Date	Site	W/L	VC-BU	Series
12/16/71	HF	W	86-76	1-0
2/10/73	A	W	67-61	2-0
11/29/75	HF	W	84-78	3-0
1/31/79	HF	W	85-48	4-0
Home: 3-0 Away: 1-0				

Baptist (S.C.) (2-0)

Date	Site	W/L	VC-BC	Series
1/8/75	HF	W	116-79	1-0
2/3/76	HF	W	120-61	2-0
Home: 2-0				

Baylor (2-3)

Date	Site	W/L	VC-BU	Series
12/7/74	A	L	81-83	0-1
12/13/75	HR	W	68-64	1-1
11/27/98	N27	W	81-61	2-1
11/23/16	N	L	63-71	2-2
11/25/21	N	L	61-69	2-3
Home: 1-0 Away: 0-1 Neutral: 1-2				

Bellarmino (1-0)

Date	Site	W/L	VC-BU	Series
11/4/24	HS	W	84-65	1-0
Home: 1-0				

Belmont (3-0)

Date	Site	W/L	VC-BU	Series
12/1/12	HS	W	75-65	1-0
12/1/13	A	W	81-68	2-0
12/16/14	H	W	78-51	3-0
Home: 2-0 Away: 1-0				

Bentley (1-0)

Date	Site	W/L	VC-BC	Series
3/4/76	HF	W	94-54	1-0
Home: 1-0				

Bethune-Cookman (1-0)

Date	Site	W/L	VC-BC	Series
11/13/09	H	W	77-51	1-0
Home: 1-0				

Binghamton (1-0)

Date	Site	W/L	VC-BU	Series
11/18/16	H	W	81-42	1-0
Home: 1-0				

Bluefield State (1-0)

Date	Site	W/L	VC-BS	Series
12/5/70	HF	W	105-86	1-0
Home: 1-0				

Boise State (1-1)

Date	Site	W/L	VC-BS	Series
12/28/73	A	W	87-85	1-0
11/24/23	N	L	61-65	1-1
Away: 1-0 Neutral: 0-1				

Boston University (2-1)

Date	Site	W/L	VC-BU	Series
1/18/77	A	L	72-77	0-1
1/2/78	HF	W	82-67	1-1
3/24/10	HS	W	88-75	2-1
Home: 1-0 Away: 0-1				

Boston College (2-0)

Date	Site	W/L	VC-BC	Series
12/28/14	N	W	69-50	1-0
11/8/24	N	W	80-55	2-0
Neutral: 2-0				

Bowling Green (1-0)

Date	Site	W/L	VC-BG	Series
------	------	-----	-------	--------

ALL-TIME SERIES BREAKDOWNS

11/12/18 HS W 72-61 1-0
Home: 1-0

Bradley (2-3)

Date	Site	W/L	VC-BU	Series
12/1/70	A	L	70-102	0-1
2/8/89	A	L	70-75	0-2
12/14/89	HR	W	89-66	1-2
2/17/07	HS	L	64-73	1-3
12/22/07	A	W	79-64	2-3

Home: 1-1 (Siegel Center: 0-1) Away: 1-2

Bridgewater (2-0)

Date	Site	W/L	VC-BC	Series
12/18/68	A	W	101-84	1-0
2/18/69	HF	W	95-86	2-0

Home: 1-0 Away: 1-0

Brigham Young (0-2)

Date	Site	W/L	VC-BY	Series
12/16/83	N31	L	77-81	0-1
3/20/25	N	L	71-80	0-2

Neutral: 0-2

Brockport State (2-0)

Date	Site	W/L	VC-BS	Series
1/19/76	HR	W	102-71	1-0
2/17/76	A	W	104-99*	2-0

Home: 1-0 Away: 1-0

Brooklyn (1-0)

Date	Site	W/L	VC-BC	Series
2/24/73	HF	W	115-70	1-0

Home: 1-0

Bucknell (1-0)

Date	Site	W/L	VC-BU	Series
12/16/17	HS	W	85-79	1-0

Home: 1-0

Buffalo (5-0)

Date	Site	W/L	VC-BU	Series
12/21/74	HR	W	105-73	1-0
2/18/76	A	W	97-78	2-0
2/27/93	A	W	90-61	3-0
12/7/93	HR	W	86-58	4-0
12/22/15	H	W	90-69	5-0

Home: 3-0 Away: 2-0

Buffalo State (1-0)

Date	Site	W/L	VC-BS	Series
1/29/74	HF	W	119-69	1-0

Home: 1-0

Butler (1-2)

Date	Site	W/L	VC-BU	Series
12/2/70	A	L	97-99	0-1
4/2/11	N17	L	62-70	0-2
3/2/13	HS	W	84-52	1-2

Home 1-0 (Siegel Center 1-0) Away: 0-1
Neutral: 0-1

California (1-1)

Date	Site	W/L	VC-UC	Series
12/29/97	A	L	57-66	0-1
11/21/17	N	W	83-69	1-1

Away: 0-1 Neutral: 1-0

California (Pa.) (2-0)

Date	Site	W/L	VC-UC	Series
11/9/14#	H	W	92-43	1-0
11/6/15#	H	W	96-60	2-0

Home: 2-0
Exhibition Game

Campbell (3-0)

Date	Site	W/L	VC-CU	Series
12/7/70	HF	W	79-78	1-0
12/2/78	HF	W	65-57	2-0
12/4/21	HS	W	65-61	3-0

Home: 3-0 (Siegel Center: 1-0)

Canisius (2-1)

Date	Site	W/L	VC-CC	Series
1/17/73	HR	W	80-66	1-0
12/15/73	A	L	96-103	1-1
2/24/75	HR	W	86-61	2-1

Home: 2-0 Away: 0-1

Catholic (1-0)

Date	Site	W/L	VC-CU	Series
1/6/79	N36	W	71-62	1-0

Neutral: 1-0

Centenary (2-4)

Date	Site	W/L	VC-CU	Series
1/20/73	A	L	74-102	0-1
1/21/74	HR	W	82-79	1-1
12/17/74	HR	W	76-75	2-1
1/27/75	A	L	66-73	2-2
12/16/75	A	L	69-94	2-3
3/1/76	HR	L	94-98	2-4

Home: 2-1 Away: 0-3

Central Florida (0-1)

Date	Site	W/L	VC-UCF	Series
3/22/19	N	L	58-73	0-1

Neutral: 0-1

Chaminade (1-0)

Date	Site	W/L	VC-CC	Series
11/28/90	N22	W	102-72	1-0

Neutral: 1-0

College of Charleston (5-2)

Date	Site	W/L	VC-CC	Series
11/28/69	HF	W	142-83	1-0
2/19/05	A	L	75-85	1-1
12/17/05	HS	W	76-71	2-1
11/18/06	N39	W	71-59	3-1
3/22/10	HS	W	93-86	4-1
12/15/18	HS	L	79-83	4-2
12/18/19	A	W	76-71	5-2

Home: 3-1 (Siegel Center: 2-1)
Away: 1-1 Neutral: 1-0

Charlotte (27-15)

Date	Site	W/L	VC-CH	Series
3/4/77	A	L	72-87	0-1
2/16/78	HR	W	80-75	1-1
1/2/80	HR	W	75-73	2-1
2/16/80	A	L	74-75	2-2
2/23/80	AS3	W	100-93	3-2
1/18/81	HR	W	86-75	4-2
2/3/81	A	W	90-80	5-2
1/9/82	A	L	75-79*	5-3
1/31/82	HR	W	80-58	6-3
1/29/83	HR	W	90-76	7-3
2/26/83	A	W	73-71	8-3
1/12/84	A	W	64-56	9-3
2/22/84	HR	W	87-58	10-3
3/4/84	NS1	W	64-52	11-3
1/17/85	A	W	85-75	12-3
2/7/85	HR	W	77-56	13-3
3/1/85	NS4	W	85-62	14-3
1/16/86	HR	W	67-50	15-3
2/3/86	A	W	87-70	16-3
11/30/86	N26	L	75-87	16-4

1/3/87	HR	W	68-55	17-4
2/21/87	A	L	74-83	17-5
2/26/87	NS2	L	73-88	17-6
2/15/88	A	W	91-83	18-6
2/27/88	HR	W	84-65	19-6
3/7/88	HR2	L	79-81	19-7
1/19/89	HR	W	73-71	20-7
2/4/89	A	L	59-63	20-8
2/19/90	HR	W	82-70	21-8
2/26/90	A	W	69-66*	22-8
1/17/91	HR	L	74-87	22-9
2/18/91	A	W	92-88	23-9
2/22/92	HR	W	69-66	24-9
3/7/92	A	L	63-75	24-10
2/4/93	HR	W	63-61	25-10
2/13/93	A	L	70-84	25-11
2/12/94	HR	L	66-67	25-12
3/3/94	A	L	64-76	25-13
1/26/95	HR	L	47-73	25-14
2/18/95	A	L	71-84	25-15
12/7/95	HR	W	85-74	26-15
2/9/13	A	W	68-61	17-15

Home: 15-4 Away: 10-9 Neutral: 2-2

Chattanooga (2-2)

Date	Site	W/L	VC-UC	Series
12/22/84	A	W	74-58	1-0
12/15/87	HR	W	74-69	2-0
2/21/89	A	L	75-78	2-1
11/20/21	HS	L	54-56	2-2

Home: 1-1 Away: 1-1

Cincinnati (3-2)

Date	Site	W/L	VC-UC	Series
1/12/74	A	L	51-57	0-1
1/8/79	A	W	74-63	1-1
12/22/80	HR	W	78-58	2-1
12/20/14	A	W	68-47	3-1
12/19/15	H	L	63-69	3-2

Home: 1-1 Away: 2-1

City College of New York (1-0)

Date	Site	W/L	VC-CC	Series
12/29/75	HR	W	115-70	1-0

Home: 1-0

The Citadel

Date	Site	W/L	VC-CC	Series
11/16/08	HS	W	82-59	1-0

Home: 1-0

Cleveland State (1-2)

Date	Site	W/L	VC-CS	Series
12/20/86	HR	L	89-91*	0-1
2/10/88	A	L	76-83	0-2
12/29/14	HS	W	72-63	1-2

Home: 1-1 Away: 0-1

Colorado (1-1)

Date	Site	W/L	VC-UC	Series
12/2/98	A	L	76-78	0-1
11/28/99	HS	W	82-78*	1-1

Home: 1-0 Away: 0-1

Colorado State (1-0)

Date	Site	W/L	VC-CS	Series
12/14/24	N	W	76-68	1-0

Neutral: 1-0

Connecticut (0-2)

Date	Site	W/L	VC-UC	Series
3/25/88	AN	L	61-72	0-1
11/26/21	N	L	63-70*	0-2

Away: 0-1 Neutral: 0-1

Cornell (2-0)

Date	Site	W/L	VC-CU	Series
1/15/74	HR	W	107-64	1-0
12/28/97	N27	W	57-54	2-0

Home: 1-0 Neutral: 1-0

Davidson (14-8)

Date	Site	W/L	VC-DC	Series
3/16/05	HS	L	62-77	0-1
1/7/15	HS	W	71-65	1-1
3/5/15	A	L	55-82	1-2
3/14/15	N	W	93-73	2-2
1/29/16	A	W	79-69	3-2
3/2/16	HS	W	70-60	4-2
3/12/16	N	W	76-54	5-2
1/14/17	A	L	63-69	5-3
2/11/17	HS	W	74-60	6-3
2/14/18	HS	L	63-74	6-4
1/12/19	A	L	57-64	6-5
2/7/20	HS	W	73-62	7-5
3/6/20	A	L	65-75	7-6
2/27/21	A	L	57-65	7-7
3/6/21	HS	W	64-52	8-7
1/18/22	HS	L	61-63	8-8
1/26/22	A	W	70-68	9-8
1/7/23	HS	W	89-72	10-8
1/31/23	A	W	61-59	11-8
3/9/23	N	W	71-53	12-8
1/27/24	A	W	63-58	13-8
2/28/25	HS	W	80-56	14-8

Home: 7-3 Away: 4-5 Neutral: 3-0

Dayton (19-11)

Date	Site	W/L	VC-UD	Series
12/20/83	A	W	73-67	1-0
12/15/84	HR	W	71-61	2-0
1/11/86	A	L	64-74	2-1
12/6/86	HR	W	69-58	3-1
1/9/13	HS	W	74-62	4-1
1/22/14	A	W	80-66	5-1
2/28/15	HS	L	55-59	5-2
3/15/15	N	W	71-65	6-2
3/5/16	A	L	67-68*	6-3
1/27/17	HS	W	73-68	7-3
3/1/17	A	L	72-79	7-4
1/12/18	A	L	79-106	7-5
2/10/18	HS	W	88-84*	8-5
3/8/18	N	W	77-72	9-5
1/16/19	HS	W	76-71	10-5
2/16/19	A	W	69-68	11-5
1/14/20	A	L	65-79	11-6
2/18/20	HS	L	61-66	11-7
1/23/21	HS	W	66-43	12-7
2/9/21	A	W	76-67	13-7
3/5/21	HS	W	73-68	14-7
1/5/22	A	W	53-52	15-7
2/2/22	HS	L	52-82	15-8
1/13/23	A	W	63-62	16-8
2/7/23	HS	L	58-62	16-9
3/12/23	N	W	68-56	17-9
2/9/24	HS	W	49-47	18-9
3/8/24	A	L	86-91	18-10
2/7/25	A	W	73-68	19-10
3/7/25	HS	L	76-79	19-11

Home: 9-5 (Siegel Center 7-5) Away: 7-6

Neutral: 3-0

Delaware (16-3)

Date	Site	W/L	VC-UD	Series
1/14/01	HS	W	68-57	1-0
1/30/02	A	L	70-75	1-1
1/11/03	A	L	53-55	1-2
2/15/03	HS	W	71-66	2-2

1/7/04	HS	W	99-72	3-2
2/25/04	A	W	71-69**	4-2
1/19/05	A	W	66-57	5-2
2/16/05	HS	W	83-73	6-2
3/5/05	NC	W	74-61	7-2
1/26/06	A	W	56-52	8-2
12/20/06	HS	W	79-60	9-2
1/16/08	HS	W	60-39	10-2
2/9/08	A	W	83-73	11-2
1/3/09	A	L	79-81	11-3
2/18/09	HS	W	78-67	12-3
1/9/10	HS	W	77-64	13-3
3/5/10	NC	W	66-49	14-3
2/9/11	A	W	84-74*	15-3
1/14/12	A	W	68-55	16-3

Home: 8-0 (Siegel Center: 8-0)

Away: 6-3 Neutral: 2-0

Delaware State (4-0)

Date	Site	W/L	VC-DS	Series
2/11/75	HF	W	91-60	1-0
2/21/76	HF	W	105-75	2-0
2/12/77	HF	W	78-52	3-0
11/26/00	HS	W	79-68*	4-0

Home: 4-0 (Siegel Center: 1-0)

Denison (1-0)

Date	Site	W/L	VC-DC	Series
12/29/68	N	W	76-69	1-0

Neutral: 1-0

DePaul (1-0)

Date	Site	W/L	VC-DU	Series
12/3/70	A	L	77-100	0-1

Away: 0-1

Detroit (1-2)

Date	Site	W/L	VC-UD	Series
1/27/74	A	W	77-70	1-0
2/28/75	A	L	58-67	1-1
3/9/78	A	L	86-94	1-2

Away: 1-2

Drexel (13-8)

Date	Site	W/L	VC-DU	Series
1/3/02	A	L	73-84	0-1
2/2/02	HS	W	77-65	1-1
1/8/03	HS	L	73-74	1-2
2/12/03	A	W	72-59	2-2
3/9/03	NC	L	60-62	2-3
1/24/04	A	W	70-69	3-3
2/4/04	HS	L	57-66	3-4
1/12/05	HS	L	64-66	3-5
2/9/05	A	W	62-59	4-5
1/7/06	HS	W	62-60	5-5
1/27/07	A	W	75-68	6-5
3/4/07	NC	W	63-56	7-5
1/26/08	HS	W	76-62	8-5
1/8/09	A	W	75-46	9-5
1/6/10	A	L	72-75	9-6
2/16/10	HS	W	73-54	10-6
1/5/11	HS	W	52-48	11-6
2/23/11	A	L	60-64	11-7
3/5/11	NC	W	62-60	12-7
1/8/12	A	L	58-64	12-8
3/5/12	NC	W	59-56	13-8

Home: 5-3 (Siegel Center: 4-3)

Away: 5-4 Neutral: 3-1

Duke (1-2)

Date	Site	W/L	VC-DU	Series
3/15/07	N11	W	79-77	1-0
11/23/12	N	L	58-67	1-1
11/20/15	N	L	71-79	1-2

Neutral: 1-2

Duquesne (9-4)

Date	Site	W/L	VC-DU	Series
1/19/13	A	W	90-63	1-0
1/18/14	HS	W	80-65	2-0
1/17/15	A	W	70-64	3-0
1/20/16	HS	W	93-71	4-0
1/4/17	A	W	94-87	5-0
1/9/18	HS	W	78-67	6-0
1/26/19	A	W	80-74	7-0
3/3/20	HS	L	77-80*	7-1
2/5/22	HS	W	71-62	8-1
1/4/23	A	L	70-79	8-2
3/5/24	HS	L	59-69	8-3
3/17/24	N	L	51-57	8-4
3/4/25	A	W	71-62	9-4

Home: 4-2 Away: 5-1 Neutral: 0-1

East Carolina (16-7)

Date	Site	W/L	VC-DU	Series
1/13/79	A	W	85-83*	1-0
2/7/79	HR	W	86-84*	2-0
11/30/79	N	W	72-71	3-0
12/3/83	HR	W	75-44	4-0
11/29/84	A	W	72-61	5-0
1/28/87	HR	L	56-57	5-1
12/12/87	A	W	75-70	6-1
1/13/96	A	L	72-73	6-2
2/10/96	HR	W	80-71	7-2
3/3/96	HR3	W	75-60	8-2
1/15/97	NR	L	61-65	8-3
2/12/97	A	W	73-66*	9-3
1/22/98	HR	W	60-54	10-3
2/7/98	A	L	79-83	10-4
2/25/98	HR3	W	65-62	11-4
1/6/99	A	L	66-71	11-5
2/10/99	HR	W	69-66	12-5
1/26/00	HS	W	67-56	13-5
2/19/00	A	W	73-65	14-5
1/6/01	HS	W	84-81*	15-5
1/27/01	A	L	84-87*	15-6
11/25/09	A	L	90-93*	15-7
12/29/10	HS	W	82-74	16-7

Home: 9-1 (Siegel Center: 2-0)

Away: 5-5 Neutral: 2-1

East Tennessee State (11-0)

Date	Site	W/L	VC-ET	Series
12/20/71	HR	W	84-71	1-0
12/4/72	A	W	79-69	2-0
2/7/73	HR	W	61-50	3-0
12/1/73	HR	W	96-55	4-0
12/29/77	HC	W	86-71	5-0
12/7/81	A	W	79-72	6-0
12/1/82	HR	W	83-60	7-0
11/22/00	A	W	63-53	8-0
11/20/01	HS	W	79-71	9-0
1/2/13	A	W	109-58	10-0
12/22/14	HS	W	84-60	11-0

Home: 7-0 (Siegel Center: 2-0) Away: 4-0

Eastern Kentucky (2-3)

Date	Site	W/L	VC-EK	Series
2/23/70	A	L	78-84	0-1
12/12/70	A	L	80-107	0-2
12/9/72	A	L	86-96	0-3
12/21/72	HR	W	69-63	1-3
12/5/14	H	W	71-68*	2-3

Home: 2-0 (Siegel Center: 1-0) Away: 0-3

Elizabeth City State (1-0)

Date	Site	W/L	VC-EC	Series
11/29/24	HS	W	103-58	1-0

ALL-TIME SERIES BREAKDOWNS

Home: 1-0

Elmira (1-0)

Date	Site	W/L	VC-EC	Series
2/15/75	HF	W	113-75	1-0

Home: 1-0

Elon (3-0)

Date	Site	W/L	VC-EU	Series
11/30/05	HS	W	69-49	1-0
11/28/06	A	W	91-49	2-0
11/24/07	HS	W	79-61	3-0

Home: 2-0 (Siegel Center: 2-0) Away: 1-0

Evansville (1-1)

Date	Site	W/L	VC-UE	Series
2/2/94	A	L	73-88	0-1
12/20/00	N35	W	90-82	1-1

Away: 0-1 Neutral: 1-0

Fairfield (0-1)

Date	Site	W/L	VC-FU	Series
11/29/81	N24	L	54-58*	0-1

Neutral: 0-1

Farleigh Dickinson (2-1)

Date	Site	W/L	VC-FD	Series
2/18/72	A	L	86-89	0-1
12/12/72	HR	W	63-47	1-1
12/29/13	HS	W	96-67	2-1

Home: 2-0 (Siegel Center: 1-0) Away: 0-1

Florida Atlantic (4-0)

Date	Site	W/L	VC-FA	Series
12/9/00	HS	W	70-57	1-0
12/8/01	A	W	88-84**	2-0
12/5/02	HS	W	90-72	3-0
12/15/21	HS	W	66-46	4-0

Home: 3-0 (Siegel Center: 3-0) Away: 1-0

Florida Gulf Coast (2-0)

Date	Site	W/L	VC-FG	Series
11/9/12	HS	W	80-57	1-0
11/23/19	HS	W	78-48	2-0

Home: 2-0 (Siegel Center: 2-0)

Florida International (2-0)

Date	Site	W/L	VC-FI	Series
12/10/94	A	W	76-67*	1-0
12/4/95	HS	W	82-61	2-0

Home: 1-0 (Siegel Center: 1-0) Away: 1-0

Florida State (1-2)

Date	Site	W/L	VC-FS	Series
3/25/11	N16	W	72-71*	1-0
11/21/13	N	L	67-85	1-1
12/6/15	N	L	71-76	1-2

Neutral: 1-2

Fordham (15-1)

Date	Site	W/L	VC-FOR	Series
2/2/13	HS	W	81-65	1-0
1/29/14	HS	W	76-60	2-0
2/27/14	A	W	85-66	3-0
1/4/15	A	W	75-58	4-0
3/12/15	N	W	63-57	5-0
1/13/16	HS	W	88-54	6-0
1/18/17	A	L	67-69*	6-1
12/30/17	HS	W	76-63	7-1
3/3/18	A	W	83-58	8-1
1/5/19	A	W	76-51	9-1
1/2/20	A	W	64-46	10-1
2/15/22	A	W	66-61	11-1
2/18/23	HS	W	80-61	12-1

2/6/24	A	W	75-60	13-1
3/13/24	N	W	69-62	14-1
1/8/25	HS	W	73-61	15-1

Home: 6-0 Away: 7-1 Neutral: 2-0

Gardner-Webb (4-0)

Date	Site	W/L	VC-GW	Series
11/17/00	HS	W	82-67	1-0
12/18/01	HS	W	75-68	2-0
11/6/18	HS	W	69-57	3-0
12/30/23	HS	W	87-73	4-0

Home: 4-0 (Siegel Center: 4-0)

George Mason (49-22)

Date	Site	W/L	VC-GM	Series
11/27/81	N24	L	68-81	0-1
11/26/82	N24	W	78-67	1-1
12/8/84	HR	W	87-78	2-1
12/30/85	A	W	77-68	3-1
12/13/86	HR	W	73-68	4-1
2/1/88	A	L	60-67	4-2
12/17/88	HR	W	90-78	5-2
2/3/90	A	L	68-71	5-3
1/2/91	HR	W	80-74	6-3
12/11/91	A	W	90-82	7-3
1/2/93	HR	W	103-75	8-3
12/22/93	A	W	109-88	9-3
1/3/95	HR	W	108-85	10-3
1/10/96	HR	W	86-74	11-3
1/31/96	A	W	94-81	12-3
1/2/97	A	W	75-70	13-3
1/29/97	HR	W	90-77	14-3
1/10/98	HR	L	54-62	14-4
2/10/98	A	L	60-62	14-5
1/20/99	A	L	68-77	14-6
2/17/99	HR	L	73-89	14-7
1/22/00	HS	L	63-76	14-8
2/16/00	A	L	86-87*	14-9
1/10/01	HS	W	72-65	15-9
2/14/01	A	L	79-99	15-10
1/23/02	HS	W	75-59	16-10
2/20/02	A	L	80-83	16-11
1/15/03	A	W	68-56	17-11
2/8/03	HS	W	78-62	18-11
1/17/04	HS	W	80-56	19-11
2/11/04	A	L	57-69	19-12
3/8/04	NC	W	55-54	20-12
1/5/05	A	W	81-74	21-12
2/14/05	HS	W	89-81	22-12
1/5/06	A	L	60-73	22-13
2/9/06	HS	L	61-73	22-14
1/24/07	A	W	75-62	23-14
2/8/07	HS	W	63-49	24-14
3/5/07	NC	W	65-59	25-14
1/29/08	A	L	51-63	25-15
1/24/09	HS	W	76-71	26-15
3/9/09	NC	W	71-50	27-15
2/9/10	HS	L	77-82*	27-16
3/6/10	NC	W	75-60	28-16
2/15/11	HS	L	51-71	28-17
3/6/11	NC	W	79-63	29-17
2/14/12	A	L	61-62	29-18
2/25/12	HS	W	89-77	30-18
3/4/12	NC	W	74-64	31-18
1/9/14	HS	W	71-57	32-18
2/4/15	A	W	72-60	33-18
3/7/15	HS	W	71-60	34-18
1/2/16	HS	W	71-47	35-18
2/24/16	A	L	69-76	35-19
12/30/16	A	W	73-64	36-19
3/4/17	HS	W	72-60	37-19
3/10/17	N	W	71-60	38-19
1/27/18	A	W	84-76	39-19
2/28/18	HS	L	80-81	39-20

2/2/19	HS	W	79-63	40-20
3/5/19	A	W	71-36	41-20
1/5/20	A	W	72-59	42-20
2/12/20	HS	L	67-72	42-21
1/6/21	A	W	66-61	43-21
2/20/21	HS	L	76-79*	43-22
2/12/22	A	W	85-70	44-22
2/23/22	HS	W	72-66	45-22
1/25/23	HS	W	72-52	46-22
1/9/24	A	W	54-50	47-22
2/2/25	HS	W	70-54	48-22
3/16/25	N	W	68-63	49-22

Home: 24-8 (Siegel Center: 16-6)

Away: 16-13 Neutral: 9-1

George Washington (19-4)

Date	Site	W/L	VC-GW	Series
11/24/78	N24	W	74-64	1-0
3/16/10	A	W	79-73	2-0
12/4/11	N41	W	75-60	3-0
2/16/13	HS	W	84-57	4-0
1/14/14	A	L	66-76	4-1
2/12/14	HS	W	92-75	5-1
3/15/14	N	W	74-55	6-1
1/27/15	HS	W	72-48	7-1
2/14/15	A	W	79-66	8-1
2/6/16	HS	L	69-72	8-2
2/27/16	A	W	69-65	9-2
1/11/17	HS	W	85-55	10-2
2/8/17	A	W	54-53	11-2
1/20/18	HS	W	87-63	12-2
2/17/18	A	L	56-80	12-3
2/6/19	A	W	60-50	13-3
2/23/19	HS	W	85-57	14-3
2/29/20	HS	W	75-51	15-3
1/13/21	A	W	84-77	16-3
1/11/22	HS	W	84-57	17-3
3/4/23	A	W	74-68	18-3
1/6/24	HS	L	82-84	18-4
2/12/25	A	W	80-72	19-4

Home: 8-2 Away: 8-2 Neutral: 3-0

Georgetown (2-1)

Date	Site	W/L	VC-GU	Series
3/1/78	AN	W	88-75	1-0
3/18/11	N15	W	74-56	2-0
11/24/13	N	L	80-84	2-1

Away: 1-0 Neutral: 1-1

Georgia (0-1)

Date	Site	W/L	VC-UG	Series
3/19/83	N8	L	54-56	0-1

Neutral: 0-1

Georgia Southern (2-2)

Date	Site	W/L	VC-GS	Series
11/30/68	A	L	88-105	0-1
12/18/76	HR	W	70-65	1-1
2/19/77	A	L	81-88	1-2
12/4/24	HS	W	89-54	2-2

Home: 2-0 (Siegel Center: 1-0) Away: 0-2

Georgia State (20-6)

Date	Site	W/L	VC-GS	Series
12/18/75	A	L	56-57	0-1
1/22/77	HR	W	72-56	1-1
12/13/77	HR	W	71-69*	2-1
1/14/78	A	L	79-89	2-2
12/13/79	A	W	89-62	3-2
1/19/80	HR	L	71-77	3-3
12/20/80	HR	W	81-69	4-3
1/20/81	A	W	84-71	5-3
11/16/97	HR	W	55-54	6-3
12/22/98	A	L	80-99	6-4

12/20/05	HS	W	67-54	7-4
1/28/06	A	W	79-68*	8-4
2/3/07	HS	W	100-71	9-4
2/24/07	A	W	72-70	10-4
3/3/07	NC	W	73-60	11-4
1/10/08	HS	W	49-47	12-4
2/6/08	A	W	65-60*	13-4
1/21/09	A	W	65-50	14-4
2/28/09	HS	W	69-41	15-4
3/7/09	NC	W	61-52	16-4
1/16/10	A	W	82-69	17-4
1/30/10	HS	W	78-62	18-4
1/3/11	A	L	66-76	18-5
1/19/11	HS	W	71-54	19-5
1/4/12	HS	L	53-55	19-6
1/29/12	A	W	59-48	20-6

Home: 10-2 (Siegel Center: 6-1)
Away: 8-4 Neutral: 2-0

Georgia Tech (0-4)

Date	Site	W/L	VC-GT	Series
12/29/03	A	L	65-86	0-1
11/18/11	N	L	60-73	0-2
12/15/15	A	L	64-77	0-3
12/7/16	H	L	73-76*	0-4

Home: 0-1 Away: 0-2 Neutral 0-1

Glassboro State (1-0)

Date	Site	W/L	VC-GS	Series
12/18/71	HF	W	86-72	1-0

Home: 1-0

Grambling State (1-0)

Date	Site	W/L	VC-GS	Series
11/10/17	HS	W	94-65	1-0

Home: 1-0

Hampden-Sydney (3-1)

Date	Site	W/L	VC-HS	Series
12/7/68	A	L	69-83	0-1
2/20/69	HF	W	101-84	1-1
12/16/69	HF	W	86-59	2-1
2/19/70	A	W	87-81	3-1

Home: 2-0 Away: 1-1

Hampton (8-1)

Date	Site	W/L	VC-HU	Series
12/19/02	HS	W	90-85	1-0
11/29/03	A	W	67-51	2-0
12/1/04	HS	W	83-54	3-0
12/30/05	A	W	84-44	4-0
11/25/06	HS	W	74-51	5-0
11/29/07	A	L	55-64	5-1
12/27/08	HS	W	59-54	6-1
11/23/09	A	W	63-52	7-1
11/9/18	HS	W	69-57	8-1

Home: 5-0 (Siegel Center: 5-0) Away: 3-1

Hardin-Simmons (2-0)

Date	Site	W/L	VC-HS	Series
12/5/74	HR	W	112-74	1-0
12/9/74	A	W	84-71	2-0

Home: 1-0 Away: 1-0

Haverford (1-0)

Date	Site	W/L	VC-HC	Series
1/18/71	HF	W	93-49	1-0

Home: 1-0

Hawaii-Hilo (1-0)

Date	Site	W/L	VC-HH	Series
11/25/94	A	W	74-62	1-0

Away: 1-0

High Point (1-1)

Date	Site	W/L	VC-HP	Series
1/15/69	A	L	77-109	0-1
2/16/70	HF	W	105-77	1-1

Home: 1-0 Away: 0-1

Hofstra (16-5)

Date	Site	W/L	VC-HU	Series
1/9/02	A	L	62-77	0-1
2/4/02	HS	W	69-67	1-1
3/3/02	NC	W	70-54	2-1
1/2/03	HS	W	71-62	3-1
2/22/03	A	W	80-77	4-1
1/5/04	A	L	61-66	4-2
1/31/04	HS	W	81-69	5-2
1/15/05	HS	W	70-58	6-2
2/2/05	A	L	58-60	6-3
12/7/05	HS	W	87-64	7-3
3/4/06	NC	L	66-72	7-4
1/31/07	A	L	68-79	7-5
1/12/08	HS	W	59-49	8-5
1/23/08	A	W	82-65	9-5
1/9/09	HS	W	68-60	10-5
1/31/09	A	W	66-62	11-5
1/12/10	A	W	81-68	12-5
1/27/11	HS	W	82-67	13-5
1/2/12	A	W	80-63	14-5
1/23/12	HS	W	61-49	15-5
11/24/18	HS	W	69-67*	16-5

Home: 10-0 (Siegel Center: 10-0)

Away: 5-4 Neutral: 1-1

Houston (3-0)

Date	Site	W/L	VC-UH	Series
11/26/05	A	W	62-61	1-0
12/2/06	HS	W	102-84	2-0
11/15/07	N40	W	73-72	3-0

Home: 1-0 (Siegel Center: 1-0)

Away: 1-0 Neutral: 1-0

Howard (2-0)

Date	Site	W/L	VC-HU	Series
12/27/16	HS	W	85-51	1-0
12/11/22	HS	W	70-60	2-0

Home: 2-0

Illinois (0-1)

Date	Site	W/L	VC-UI	Series
12/3/16	N	L	46-64	0-1

Neutral: 0-1

Illinois State (5-1)

Date	Site	W/L	VC-IS	Series
11/28/90	A	W	86-76	1-0
11/23/91	HR	W	92-66	2-0
12/18/94	A	L	68-77	2-1
12/23/95	HR	W	74-72	3-1
11/8/13	HS	W	96-58	4-1
12/2/14	A	W	66-62	5-1

Home: 3-0 (Siegel Center: 1-0) Away: 2-1

Indiana (0-2)

Date	Site	W/L	VC-IU	Series
12/9/88	A	L	68-85	0-1
3/17/12	N	L	61-63	0-2

Away: 0-1 Neutral: 0-1

Iona (5-2)

Date	Site	W/L	VC-IC	Series
3/6/72	HR	W	93-74	1-0
2/20/73	A	W	81-74	2-0
2/16/74	HR	W	94-73	3-0
11/28/98	N27	L	66-73	3-1
11/21/03	HS	W	65-61	4-1
12/22/04	A	L	72-77	4-2
12/1/18	HS	W	88-59	5-2

Home: 4-0 (Siegel Center: 2-0)

Away: 1-1 Neutral: 0-1

Iowa (0-2)

Date	Site	W/L	VC-UI	Series
11/30/74	A	L	80-95	0-1
3/6/80	N7	L	72-86	0-2

Away: 0-1 Neutral: 0-1

Iowa State (1-2)

Date	Site	W/L	VC-IS	Series
12/29/93	N38	W	91-84	1-0
11/26/94	N22	L	59-66	1-1
11/23/23	N	L	64-68	1-2

Neutral: 1-2

Jackson State (1-0)

Date	Site	W/L	VC-JS	Series
12/27/96	N33	W	66-48	1-0

Neutral: 1-0

Jacksonville (19-9)

Date	Site	W/L	VC-JU	Series
12/6/79	HR	L	63-65	0-1
1/16/80	A	L	61-74	0-2
1/29/81	HR	W	62-42	1-2
2/22/81	A	W	59-51	2-2
1/20/82	HR	W	92-68	3-2
2/17/82	A	W	81-73	4-2
2/14/83	A	W	68-61	5-2
2/23/83	HR	W	65-58	6-2
2/4/84	A	W	55-49	7-2
2/18/84	HR	W	50-48	8-2
1/5/85	A	W	67-65*	9-2
1/31/85	HR	W	81-54	10-2
3/2/85	NS4	W	75-57	11-2
1/23/86	HR	W	81-80**	12-2
2/17/86	A	L	58-67	12-3
2/27/86	NS1	L	49-56	12-4
2/7/87	HR	L	66-77	12-5
2/11/87	A	W	88-75	13-5
2/6/88	HR	W	86-64	14-5
2/25/88	A	L	75-79	14-6
2/13/89	HR	W	92-89	15-6
2/27/89	A	W	85-70	16-6
3/4/89	NS3	L	85-93*	16-7
1/15/90	A	W	86-81*	17-7
2/12/90	HR	L	53-79	17-8
1/19/91	A	W	75-59	18-8
1/28/91	HR	W	85-67	19-8
12/7/22	HS	L	62-73	19-9

Home: 9-4 Away: 9-3 Neutral: 1-2

Jacksonville State (2-0)

Date	Site	W/L	VC-JS	Series
11/17/19	HS	W	93-65	1-0
12/8/21	HS	W	66-52	2-0

Home: 2-0

James Madison (45-21)

Date	Site	W/L	VC-JM	Series
12/4/71	HF	W	93-68	1-0
1/11/78	HR	W	64-54	2-0
1/28/78	A	W	60-59*	3-0
2/3/79	A	W	69-68*	4-0
2/21/79	HR	W	65-56	5-0
12/20/79	HR	W	70-59	6-0
1/12/80	A	L	51-53*	6-1
1/26/81	HR	W	50-49	7-1
2/12/81	A	W	58-57	8-1
12/19/81	HR	L	45-47	8-2
12/29/81	HR6	L	46-54	8-3
2/6/82	A	W	68-66*	9-3
12/11/82	A	L	57-66	9-4
2/9/83	HR	W	59-53	10-4

ALL-TIME SERIES BREAKDOWNS

1/9/84	A	W	72-47	11-4
2/9/84	HR	W	58-45	12-4
1/14/85	HR	W	65-52	13-4
2/5/85	A	L	65-66	13-5
1/13/86	HR	W	72-51	14-5
2/19/86	A	W	66-65	15-5
12/29/86	HR6	L	74-90	15-6
2/18/87	HR	L	57-60	15-7
12/2/87	A	W	78-76	16-7
12/22/88	HR	L	71-72	16-8
12/29/88	HR6	W	65-56	17-8
1/3/90	A	W	67-66	18-8
12/28/90	HR6	L	78-90	18-9
11/27/93	HR	W	88-73	19-9
1/18/95	A	L	62-64	19-10
11/26/95	N	W	66-60	20-10
1/17/96	HR	W	81-70	21-10
2/17/96	A	L	75-76	21-11
1/8/97	A	L	65-73	21-12
2/5/97	HR	W	72-60	22-12
1/29/98	HR	W	61-56	23-12
2/14/98	A	L	70-88	23-13
1/16/99	A	W	82-78	24-13
2/21/99	HR	W	69-65	25-13
1/15/00	HS	W	66-63	26-13
2/2/00	A	L	75-84	26-14
1/16/01	HS	W	65-52	27-14
1/31/01	A	W	73-70*	28-14
3/3/01	NC	L	57-59	28-15
1/5/02	HS	W	82-75	29-15
2/6/02	A	L	65-67	29-16
1/22/03	HS	W	65-58	30-16
2/26/03	A	L	63-64	30-17
3/8/03	NC	W	73-53	31-17
1/10/04	A	W	77-69	32-17
2/18/04	HS	W	92-61	33-17
1/26/05	HS	L	58-66	33-18
1/31/05	A	W	70-43	34-18
1/12/06	A	W	76-48	35-18
1/21/06	HS	W	71-55	36-18
1/6/07	A	W	77-61	37-18
2/21/07	HS	W	83-72	38-18
1/2/08	A	L	61-62	38-19
2/13/08	HS	W	75-56	39-19
2/11/09	HS	W	76-71	40-19
2/25/09	A	W	71-52	41-19
2/13/10	A	L	71-76	41-20
2/24/10	HS	W	76-62	42-20
2/5/11	A	W	70-66	43-20
2/26/11	HS	L	69-72	43-21
1/12/12	HS	W	65-45	44-21
12/22/20	HS	W	82-81	45-21
Home: 27-8 (Siegel Center: 12-2)				
Away: 16-12 Neutral: 2-1				

Johns Hopkins (2-0)				
Date	Site	W/L	VC-JH	Series
12/2/81	HR	W	74-46	1-0
12/1/83	HR	W	94-46	2-0
Home: 2-0				

Kansas (1-0)				
Date	Site	W/L	VC-KU	Series
3/27/11	N16	W	71-61	1-0
Neutral: 1-0				

Kansas State (0-1)				
Date	Site	W/L	VC-KS	Series
12/20/97	A	L	70-76	0-1
Away: 0-1				

Kennesaw State (1-0)				
Date	Site	W/L	VC-KS	Series
11/26/22	HS	W	64-61	1-0

Home: 1-0				
Kent State (0-1)				
Date	Site	W/L	VC-KS	Series
12/22/00	N35	L	75-81	0-1
Neutral: 0-1				

Lafayette (1-0)				
Date	Site	W/L	VC-LC	Series
11/28/80	N24	W	44-40	1-0
Neutral: 1-0				

La Salle (14-2)				
Date	Site	W/L	VC-LS	Series
3/17/83	N7	W	76-67	1-0
12/22/03	A	W	55-54	2-0
12/18/04	HS	W	63-52	3-0
1/26/13	HS	L	61-69	3-1
1/25/14	A	W	97-89**	4-1
2/11/15	HS	L	69-74**	4-2
2/3/16	A	W	88-70	5-2
1/22/17	HS	W	90-52	6-2
1/6/18	A	W	80-74	7-2
1/9/19	HS	W	69-63	8-2
1/25/20	A	W	76-65	9-2
1/30/21	HS	W	73-62	10-2
1/8/22	A	W	85-66	11-2
12/31/22	HS	W	80-67	12-2
1/13/24	A	W	71-65	13-2
2/4/25	HS	W	96-66	14-2
Home: 6-2 Away: 7-0 Neutral: 1-0				

Lehigh (1-0)				
Date	Site	W/L	VC-LU	Series
1/5/13	HS	W	59-55	1-0
Home: 1-0 (Siegel Center: 1-0)				

Liberty (7-1)				
Date	Site	W/L	VC-LU	Series
3/1/77	HF	W	85-74	1-0
1/5/93	HR	W	88-75	2-0
12/4/93	A	W	93-68	3-0
11/30/94	HR	W	62-45	4-0
12/2/95	A	L	71-86	4-1
12/12/98	HR	W	95-68	5-1
12/27/15	H	W	85-57	6-1
11/15/16	A	W	64-59	7-1
Home: 5-0 Away: 2-1				

Long Beach State (2-0)				
Date	Site	W/L	VC-LB	Series
1/23/93	HR	W	95-61	1-0
11/22/13	N	W	73-67	2-0
Home: 1-0 Neutral: 1-0				

Long Island (1-1)				
Date	Site	W/L	VC-LI	Series
12/2/69	A	L	67-72	0-1
3/13/81	N3	W	85-69	1-1
Away: 0-1 Neutral: 1-0				

Longwood (4-0)				
Date	Site	W/L	VC-LU	Series
12/22/05	HS	W	91-80	1-0
11/13/06	A	W	75-63	2-0
12/15/07	HS	W	78-45	3-0
12/21/12	HS	W	93-56	4-0
Home: 3-0 (Siegel Center: 3-0)				
Away: 1-0				

Louisville (5-10)				
Date	Site	W/L	VC-UL	Series
12/6/76	A	L	60-89	0-1
12/1/84	A	L	55-67	0-2

1/9/92	HR	W	66-57	1-2
2/18/92	A	L	71-89	1-3
3/13/92	AM2	W	74-65	2-3
1/14/93	A	L	68-77	2-4
1/30/93	HR	L	88-90*	2-5
3/14/93	AM2	L	78-90	2-6
1/8/94	A	W	93-89*	3-6
1/29/94	HR	L	74-94	3-7
1/5/95	HR	W	67-63	4-7
3/5/95	A	L	64-80	4-8
3/10/95	AM2	L	61-84	4-9
11/25/95	N35	L	74-83	4-10
11/19/99	HS	W	79-74	5-10
Home: 3-2 (Siegel Center: 1-0)				
Away: 2-7 Neutral: 0-1				

Louisiana Monroe (1-0)				
Date	Site	W/L	VC-LM	Series
12/22/16	H	W	78-65	1-0
Home: 1-0				

Loyola Chicago (4-0)				
Date	Site	W/L	VC-LUC	Series
1/10/23	A	W	78-64	1-0
1/23/24	HS	W	74-67	2-0
1/4/25	A	W	84-65	3-0
3/15/25	N	W	62-55	4-0
Home: 1-0 Away: 2-0 Neutral: 1-0				

Loyola (Md.) (2-0)				
Date	Site	W/L	VC-LOY	Series
12/29/19	HS	W	85-51	1-0
11/16/24	HS	W	83-57	2-0
Home: 2-0 (Siegel Center: 2-0)				

Loyola (La.) (1-2)				
Date	Site	W/L	VC-LC	Series
1/24/70	A	L	99-121	0-1
1/30/71	A	L	96-99	0-2
2/21/72	HR	W	112-99	1-2
Home: 1-0 Away: 0-2				

LSU (2-0)				
Date	Site	W/L	VC-LS	Series
11/25/16	N	W	85-74	1-0
11/13/19	HS	W	84-82	2-0
Home: 1-0 (Siegel Center: 1-0) Neutral: 1-0				

Maine (1-1)				
Date	Site	W/L	VC-UM	Series
1/11/75	A	L	90-91	0-1
2/6/76	HF	W	92-82	1-1
Home: 1-0 Away: 0-1				

Manhattan (1-0)				
Date	Site	W/L	VC-MC	Series
11/7/22	HS	W	73-56	1-0
Home: 1-0				

Marist (1-0)				
Date	Site	W/L	VC-MC	Series
12/4/92	N23	W	86-61	1-0
Neutral: 1-0				

Marquette (2-1)				
Date	Site	W/L	VC-MU	Series
1/27/86	HR	W	61-56	1-0
1/10/87	A	W	63-60	2-0
11/20/17	N	L	83-94	2-1
Home: 1-0 Away: 1-0 Neutral: 0-1				

Marshall (2-0)				
Date	Site	W/L	VC-MU	Series
3/15/85	N1	W	81-65	1-0

3/18/88 AN W 81-80 2-0
Away: 1-0 Neutral: 1-0

Maryland (1-0)

Date Site W/L VC-MD Series
 12/2/07 N41 W 85-76 1-0
Neutral: 1-0

Maryland-Eastern Shore (7-1)

Date Site W/L VC-ME Series
 12/21/68 N34 L 69-71 0-1
 1/15/75 HR W 89-57 1-1
 2/17/75 A W 85-75 2-1
 1/16/76 HR W 92-68 3-1
 11/23/98 HR W 87-71 4-1
 11/9/07 HS W 70-51 5-1
 11/20/14 HS W 106-66 6-1
 12/22/23 HS W 75-51 7-1
Home: 6-0 (3-0 Siegel Center) Away: 1-0
Neutral: 0-1

Massachusetts (11-4)

Date Site W/L VC-MA Series
 2/14/13 HS W 86-68 1-0
 3/16/13 N W 71-62 2-0
 2/21/13 A L 75-80 2-1
 2/21/15 HS W 78-72 3-1
 2/11/16 A L 63-69 3-2
 3/11/16 N W 85-70 4-2
 1/7/17 HS W 81-64 5-2
 2/21/18 A W 82-78 6-2
 1/19/19 HS W 68-50 7-2
 2/26/20 A L 52-60 7-3
 2/26/22 A W 77-62 8-3
 1/17/23 HS W 83-55 9-3
 2/20/24 A L 52-74 9-4
 3/14/24 N W 73-59 10-4
 2/19/25 HS W 80-51 11-4
Home: 6-0 Away: 2-4 Neutral: 3-0

Memphis (3-6)

Date Site W/L VC-MU Series
 1/3/76 A L 72-92 0-1
 2/23/85 A L 73-81 0-2
 1/28/89 A L 69-89 0-3
 2/5/90 HR W 70-69* 1-3
 2/25/92 A L 58-85 1-4
 11/22/12 N W 78-65 2-4
 11/27/20 N W 70-59 3-4
 11/20/22 A L 47-62 3-5
 12/6/23 HS L 80-85* 3-6
Home: 1-1 Away: 0-5 Neutral: 2-0

Mercer (4-1)

Date Site W/L VC-MC Series
 1/4/74 A L 89-90 0-1
 2/25/74 HR W 100-92 1-1
 2/8/75 HR W 95-75 2-1
 2/22/75 A W 68-63 3-1
 11/24/89 HR W 79-60 4-1
Home: 3-0 Away: 1-1

Merrimack (1-0)

Date Site W/L VC-MC Series
 11/13 HS W 63-42 1-0
Home: 1-0

Methodist (3-0)

Date Site W/L VC-MC Series
 1/12/77 HF W 81-64 1-0
 12/8/77 HF W 94-71 2-0
 12/4/78 HF W 82-47 3-0
Home: 3-0

McNeese State (0-1)

Date Site W/L VC-MS Series
 11/6/23 HS L 65-76 0-1
Home: 0-1 Away: 0-0 Neutral: 0-0

Miami (Fla.) (2-3)

Date Site W/L VC-UM Series
 1/22/88 HR L 93-96 0-1
 1/9/89 A W 87-77 1-1
 2/9/91 A L 58-73 1-2
 11/16/07 N40 L 63-69 1-3
 11/24/24 N W 77-70 2-3
Home: 0-1 Away: 1-1 Neutral: 1-1

Miami (Ohio) (0-2)

Date Site W/L VC-MU Series
 11/23/96 HR L 66-69 0-1
 12/6/97 A L 75-85 0-2
Home: 0-1 Away: 0-1

Michigan (0-1)

Date Site W/L VC-MI Series
 3/23/13 N L 53-78 0-1
Neutral: 0-1

Michigan State (1-0)

Date Site W/L VC-MS Series
 12/30/75 HR7 W 80-75 1-0
Home: 1-0

Middle Tennessee (3-3)

Date Site W/L VC-MT Series
 12/11/73 A L 80-102 0-1
 12/11/76 HR L 50-59 0-2
 1/2/04 HS W 66-61 1-2
 1/2/05 A L 55-59 1-3
 12/2/15 A W 62-56 2-3
 12/17/16 H W 80-77 3-3
Home: 2-1 (Siegel Center: 2-0) Away: 1-2

Minnesota (1-0)

Date Site W/L VC-UM Series
 12/28/70 HF W 63-56 1-0
Home: 1-0

Mississippi (0-4)

Date Site W/L VC-UM Series
 12/7/99 A L 62-75 0-1
 11/25/00 HS L 84-88* 0-2
 12/14/02 A L 68-82 0-3
 12/29/04 HS L 62-63 0-4
Home: 0-2 (Siegel Center: 0-2) Away: 0-2

Mississippi State (0-1)

Date Site W/L VC-UM Series
 3/14/96 N9 L 51-58 0-1
Neutral: 0-1

Missouri (0-2)

Date Site W/L VC-MU Series
 12/9/71 A L 66-73 0-1
 11/24/12 N L 65-68 0-2
Away: 0-1 Neutral: 0-1

Missouri State (1-0)

Date Site W/L VC-MSU Series
 12/15/19 HS W 61-51 1-0
Home: 1-0 (Siegel Center 1-0)

Morehead State (1-1)

Date Site W/L VC-MS Series
 12/5/72 A L 90-103 0-1
 12/4/73 HR W 116-85 1-1
Home: 1-0 Away: 0-1

Morgan State (2-0)

Date Site W/L VC-MS Series
 12/8/86 HR W 75-43 1-0
 11/12/22 HS W 69-54 2-0
Home: 2-0

Mount St. Mary's (4-0)

Date Site W/L VC-MS Series
 1/6/71 HF W 97-78 1-0
 2/2/72 A W 95-65 2-0
 12/28/94 HR W 79-55 3-0
 12/5/20 HS W 60-42 4-0
Home: 3-0 Away: 1-0

Murray State (2-0)

Date Site W/L VC-MS Series
 1/15/92 A W 91-90 1-0
 12/22/93 HR W 83-77 2-0
Home: 1-0 Away: 1-0

Navy (3-0)

Date Site W/L VC-NA Series
 1/20/79 A W 47-42* 1-0
 1/9/80 HR W 87-67 2-0
 12/21/22 HS W 74-52 3-0
Home: 2-0 (1-0 Siegel Center) Away: 1-0

Nevada (1-2)

Date Site W/L VC-NA Series
 2/20/09 A L 70-71 0-1
 11/27/09 HS W 85-76 1-1
 11/22/24 N L 61-64 1-2
Home: 1-0 Away: 0-1 Neutral: 0-1

New Hampshire (4-0)

Date Site W/L VC-NH Series
 11/24/90 HR W 80-58 1-0
 2/11/92 A W 42-37 2-0
 12/1/92 HR W 103-68 3-0
 12/30/10 HS W 78-65 4-0
Home: 3-0 (Siegel Center: 1-0) Away: 1-0

New Mexico (1-1)

Date Site W/L VC-NM Series
 11/29/08 N W 67-55 1-0
 12/18/24 A L 71-78 1-1
Away: 0-1 Neutral: 1-0

New Orleans (3-2)

Date Site W/L VC-NO Series
 1/24/80 A W 83-71 1-0
 2/4/80 HR W 72-64 2-0
 11/27/94 N22 W 65-62 3-0
 12/28/95 A29 L 75-92 3-1
 12/18/96 HR L 46-61 3-2
Home: 1-1 Away: 1-1 Neutral: 1-0

New York Tech (0-1)

Date Site W/L VC-NY Series
 12/19/68 N34 L 81-103 0-1
Neutral: 0-1

Newport News Apprentice (1-0)

Date Site W/L VC-NN Series
 12/9/68 HF W 78-69 1-0
Home: 1-0

Norfolk State (4-2)

Date Site W/L VC-NS Series
 1/10/72 A L 97-109 0-1
 1/15/73 A W 92-91 1-1
 12/28/77 HR W 77-67 2-1
 12/17/97 HR W 70-59 3-1
 12/19/98 HR W 104-94 4-1

ALL-TIME SERIES BREAKDOWNS

12/1/23 HS L 60-63 4-2
Home: 3-1 (Siegel Center: 0-1) Away: 1-1

North Carolina A&T (9-0)

Date	Site	W/L	VC-NC	Series
1/27/73	HR	W	79-78	1-0
11/29/76	HR	W	86-57	2-0
1/5/77	A	W	63-58	3-0
12/30/99	HS	W	78-61	4-0
11/28/00	HS	W	81-61	5-0
11/29/01	HS	W	66-53	6-0
12/3/02	HS	W	76-48	7-0
12/15/03	HS	W	105-51	8-0
12/9/20	HS	W	95-59	9-0

Home: 8-0 (Siegel Center: 6-0) Away: 1-0

North Carolina Central (1-0)

Date	Site	W/L	VC-NC	Series
12/11/78	HF	W	88-70	1-0

Home: 1-0

UNC Asheville (2-0)

Date	Site	W/L	VC-NC	Series
2/4/74	HF	W	111-70	1-0
11/11/16	H	W	80-65	2-0

Home: 2-0

UNC Greensboro (2-0)

Date	Site	W/L	VC-NC	Series
11/12/10	HS	W	101-86	1-0
12/22/11	A	W	80-68	2-0

Home: 1-0 Away: 1-0

UNC Wilmington (25-17)

Date	Site	W/L	VC-NC	Series
1/9/71	HF	W	114-66	1-0
2/20/71	A	W	104-75	2-0
11/30/85	N24	W	76-75	3-0
1/29/96	A	W	63-45	4-0
2/21/96	HR	W	63-44	5-0
3/4/96	HR3	W	46-43	6-0
1/11/97	NR	W	75-53	7-0
2/19/97	A	L	81-91	7-1
1/12/98	HR	L	58-67	7-2
2/18/98	A	L	63-85	7-3
2/27/98	HR3	L	63-69	7-4
1/13/99	A	L	48-65	7-5
1/27/99	HR	W	75-60	8-5
1/19/00	A	L	61-71	8-6
2/12/00	HS	W	55-54*	9-6
3/4/00	NC	L	57-66	9-7
1/22/01	HS	W	70-55	10-7
2/21/01	A	L	44-65	10-8
1/26/02	HS	W	74-68	11-8
2/23/02	A	L	62-73	11-9
3/4/02	NC	L	66-51	11-10
1/25/03	HS	L	50-81	11-11
3/1/03	A	L	63-80	11-12
1/14/04	A	L	52-72	11-13
2/7/04	HS	W	49-41	12-13
12/5/04	A	L	63-68	12-14
2/26/05	HS	W	72-71*	13-14
3/6/05	NC	W	55-46	14-14
12/4/05	A	L	40-60	14-15
2/23/06	HS	L	54-61	14-16
1/17/07	HS	W	74-65	15-16
2/14/07	A	W	78-68	16-16
1/5/08	A	W	72-57	17-16
2/27/08	HS	W	72-58	18-16
1/5/09	HS	W	88-59	19-16
2/4/09	A	L	72-81	19-17
1/2/10	HS	W	91-57	20-17
2/3/10	A	W	73-60	21-17
1/8/11	A	W	82-64	22-17

1/29/11 HS W 79-70 23-17
 12/17/11 HS W 87-64 24-17
 2/22/12 A W 63-59 25-17

**Home: 16-4 (Siegel Center: 12-2)
 Away: 7-11 Neutral: 3-2**

North Florida (2-0)

Date	Site	W/L	VC-NF	Series
12/30/15	HS	W	80-68	1-0
11/13/17	HS	W	95-85	2-0

Home: 2-0

North Texas (1-1)

Date	Site	W/L	VC-NT	Series
1/24/76	A	L	72-89	0-1
11/8/19	HS	W	59-56	1-1

Home: 1-0 (Siegel Center: 1-0) Away: 0-1

Northeastern (9-6)

Date	Site	W/L	VC-NU	Series
12/20/75	HR	W	102-81	1-0
3/16/84	N5	W	70-69	2-0
1/5/91	HR	L	59-61	2-1
1/4/92	A	W	57-47	3-1
2/4/06	A	L	74-79	3-2
1/8/08	H	W	64-44	4-2
2/20/08	A	W	66-62	5-2
1/27/09	H	L	63-68	5-3
1/4/10	H	L	57-62	5-4
1/23/10	A	L	62-74	5-5
1/15/11	H	W	73-64	6-5
2/2/11	A	L	80-91	6-6
2/4/12	H	W	59-56	7-6
3/3/12	NC	W	75-65	8-6
11/29/13	H	W	79-66	9-6

**Home: 5-3 (Siegel Center: 4-2)
 Away: 2-3 Neutral: 2-0**

Northeastern Illinois (1-0)

Date	Site	W/L	VC-NI	Series
2/8/74	HF	W	98-76	1-0

Home: 1-0

Northeastern Louisiana (1-0)

Date	Site	W/L	VC-NL	Series
12/19/74	HF	W	83-75	1-0

Home: 1-0

Northern Illinois (2-1)

Date	Site	W/L	VC-NI	Series
1/30/73	A	L	81-91	0-1
12/8/73	HR	W	87-71	1-1
12/17/22	HS	W	90-63	2-1

Home: 2-0 (1-0 Siegel Center) Away: 0-1

Northern Iowa (2-1)

Date	Site	W/L	VC-NI	Series
2/17/12	HS	W	77-68	1-0
12/14/13	A	L	68-68	1-1
12/13/14	H	W	93-87(OT)	2-1

Home: 2-0 (Siegel Center: 2-0) Away: 0-1

Northwestern (0-1)

Date	Site	W/L	VC-NU	Series
11/14/01	N21	L	73-78	0-1

Neutral: 0-1

Ohio (0-1)

Date	Site	W/L	VC-OU	Series
2/21/70	A	L	75-95	0-1

Away: 0-1

Ohio State (0-1)

Date	Site	W/L	VC-OS	Series
------	------	-----	-------	--------

3/19/15 N L 72-75 0-1
Neutral: 0-1

Oklahoma (2-3)

Date	Site	W/L	VC-OU	Series
12/8/90	A	L	105-141	0-1
1/20/94	HR	W	98-82	1-1
12/10/08	N	L	86-92	1-2
11/21/09	HS	W	67-66	2-2
3/20/16	N	L	81-85	2-3

**Home: 2-0 (Seigel Center: 1-0)
 Away: 0-1 Neutral: 0-2**

Oklahoma City (1-0)

Date	Site	W/L	VC-OC	Series
1/31/76	HR	W	67-66	1-0

Home: 1-0

Oklahoma State (0-1)

Date	Site	W/L	VC-OS	Series
2/29/88	A	L	75-84	0-1

Away: 0-1

Old Dominion (53-44)

Date	Site	W/L	VC-OD	Series
2/5/69	A	L	69-101	0-1
12/1/69	HF	L	82-93	0-2
1/21/70	A	L	90-94	0-3
2/10/71	HF	W	79-71	1-3
2/27/71	A	L	85-98	1-4
12/17/77	HR	W	73-67	2-4
2/22/78	A	W	73-72	3-4
12/30/78	HR6	L	68-70	3-5
1/17/79	A	W	95-87	4-5
2/15/79	HR	L	71-72*	4-6
1/22/80	HR	L	64-68	4-7
2/2/80	AH	L	75-76	4-8
12/13/80	A	W	65-56	5-8
12/30/80	HR6	W	61-44	6-8
2/10/81	HR	W	75-64	7-8
12/22/81	HR	W	61-55	8-8
1/30/82	A	L	58-61	8-9
12/29/82	HR6	L	85-90	8-10
1/11/83	AH	L	62-67	8-11
12/29/83	HR6	W	83-51	9-11
1/28/84	A	L	54-56*	9-12
2/25/84	HR	L	55-57	9-13
2/16/85	HR	W	90-71	10-13
2/25/85	A	W	78-66	11-13
3/3/85	NS4	W	87-82	12-13
12/21/85	HR6	L	55-67	12-14
1/18/86	A	L	49-50	12-15
2/13/86	HR	L	56-61	12-16
1/8/87	A	W	77-64	13-16
2/14/87	HR	W	78-66	14-16
1/16/88	A	L	67-71	14-17
2/20/88	HR	W	82-77	15-17
3/6/88	HR2	W	91-69	16-17
1/14/89	HR	W	101-93*	17-17
1/23/89	A	L	87-99	17-18
12/21/89	HR6	L	67-77	17-19
1/20/90	A	W	55-49	18-19
2/24/90	HR	L	62-80	18-20
1/12/90	A	W	62-60	19-20
2/2/91	HR	W	60-58	20-20
12/7/91	A	W	98-83	21-20
12/29/91	HR6	L	66-67	21-21
12/12/92	AH	L	65-81	21-22
3/18/93	ANIT	L	68-74	21-23
1/31/94	AH	L	74-79	21-24
2/6/95	AH	W	81-67	22-24
1/6/96	A	W	85-70	23-24
2/3/96	HR	W	85-76*	24-24
1/18/97	NR	L	65-82	24-25

2/15/97	A	L	70-75	24-26
1/17/98	A	W	61-55	25-26
1/31/98	HR	L	56-69	25-27
1/9/99	HR	L	72-82	25-28
1/30/99	A	L	72-76	25-29
2/27/99	HR3	L	49-66	25-30
1/5/00	HS	W	73-67*	26-30
1/29/00	A	L	69-72	26-31
1/20/01	A	L	65-77	26-32
2/24/01	HS	W	74-53	27-32
1/19/02	A	W	79-77*	28-32
2/9/02	HS	W	73-66	29-32
3/2/02	NC	W	58-54	30-32
1/4/03	HS	W	73-64	31-32
2/1/03	A	W	72-69	32-32
1/21/04	A	W	75-67	33-32
2/21/04	HS	W	78-72	34-32
3/7/04	NC	W	84-67	35-32
1/29/05	HS	W	75-71	36-32
2/12/05	A	L	76-82	36-33
3/7/05	NC	L	66-73*	36-34
1/14/06	A	L	75-78	36-35
2/11/06	HS	W	80-74	37-35
1/20/07	HS	W	80-75	38-35
2/10/07	A	L	63-79	38-36
1/19/08	A	W	78-68	39-36
2/16/08	HS	L	66-67	39-37
1/17/09	HS	W	61-44	40-37
2/14/09	A	L	65-69	40-38
3/8/09	NC	W	61-53	41-38
2/6/10	HS	W	70-58	42-38
2/27/10	A	L	70-73	42-39
3/7/10	NC	L	69-73*	42-40
1/22/11	A	W	59-50	43-40
2/12/11	HS	L	59-70	43-41
3/7/11	NC	L	65-70	43-42
1/21/12	HS	W	61-48	44-42
2/11/12	A	W	68-64	45-42
12/7/12	A	W	83-70	46-42
12/8/13	HS	W	69-48	47-42
11/29/14	A	L	67-73	47-43
11/28/15	HS	W	76-67	48-43
12/10/16	A	W	67-64	49-43
12/2/17	HS	W	82-75	50-43
11/28/18	A	L	52-62	50-44
12/7/19	HS	W	69-57	51-44
12/12/20	HS	W	77-54	52-44
12/11/21	A	W	75-66	53-44

Home: 29-16 (Siegel Center: 16-2)
Away: 20-24 Neutral: 4-4

Oral Roberts (0-2)

Date	Site	W/L	VC-OR	Series
1/26/76	A	L	68-84	0-1
1/29/77	A	L	52-72	0-2

Away: 0-2

Oregon (1-0)

Date	Site	W/L	VC-OR	Series
11/25/14	N	W	77-63	1-0

Neutral: 1-0

Oregon State (1-0)

Date	Site	W/L	VC-OS	Series
3/18/16	N	W	75-67	1-0

Neutral: 1-0

Pacific (0-1)

Date	Site	W/L	VC-UP	Series
12/26/73	A	L	75-80	0-1

Away: 0-1

Pembroke State (2-0)

Date	Site	W/L	VC-PS	Series
12/14/68	A	W	86-77	1-0

1/11/89	HR	W	72-57	2-0
---------	----	---	-------	-----

Home: 1-0 Away: 1-0

Penn (1-0)

Date	Site	W/L	VC-UP	Series
12/9/24	HS	W	66-47	1-0

Home: 1-0

Penn State (1-1)

Date	Site	W/L	VC-PS	Series
12/2/20	A	L	69-72	0-1
11/26/23	N	W	86-74	1-1

Away: 0-1 Neutral: 1-0

Pikeville (1-0)

Date	Site	W/L	VC-PC	Series
2/10/70	HF	W	106-80	1-0

Home: 1-0

Pittsburgh (4-2)

Date	Site	W/L	VC-UP	Series
12/9/95	HR	L	69-72	0-1
12/14/96	A	W	58-55	1-1
12/23/99	A	W	64-60	2-1
12/17/00	HS	W	76-73*	3-1
3/17/07	N12	L	79-84*	3-2
11/17/22	N	W	71-67	4-2

Home: 1-1 Away: 2-0 Neutral: 1-1

Prairie View A&M (2-0)

Date	Site	W/L	VC-PV	Series
11/16/01	N21	W	82-66	1-0
11/13/15	H	W	75-50	2-0

Home: 1-0 Neutral: 1-0

Princeton (1-0)

Date	Site	W/L	VC-PU	Series
11/29/16	HS	W	81-70	1-0
3/15/22	HS	W	90-79	2-0

Home: 2-0

Providence (0-1)

Date	Site	W/L	VC-PC	Series
12/8/69	A	L	71-103	0-1

Away: 0-1

Puerto Rico-Cayey (1-0)

Date	Site	W/L	VC-PR	Series
11/27/87	N35	W	99-74	1-0

Neutral: 1-0

Purdue (1-1)

Date	Site	W/L	VC-PU	Series
3/20/11	N15	W	94-76	1-0
11/29/19	N	L	56-59	1-1

Neutral: 1-1

Radford (8-3)

Date	Site	W/L	VC-RU	Series
12/12/89	HR	W	82-48	1-0
11/26/91	HR	W	97-83	2-0
12/9/91	A	L	71-72	2-1
12/1/93	HR	W	70-64	3-1
2/1/95	HR	W	93-66	4-1
12/2/96	A	L	77-81	4-2
12/8/98	A	L	62-86	4-3
12/18/99	HR	W	94-80	5-3
11/16/15	HS	W	92-74	6-3
12/14/22	HS	W	70-62	7-3
11/15/23	HS	W	73-50	8-3

Home: 8-0 Away: 0-3

Randolph-Macon (1-0)

Date	Site	W/L	VC-RM	Series
2/27/78	HR	W	74-53	1-0

Home: 1-0

Rhode Island (12-11)

Date	Site	W/L	VC-RI	Series
12/31/94	HR	W	74-58	1-0
12/16/95	A	L	63-68	1-1
11/22/09	A	L	86-92	1-2
12/02/10	HS	W	82-80	2-2
1/30/13	HS	W	70-64	3-2
2/6/14	HS	W	68-52	4-2
1/13/15	A	W	65-60	5-2
2/16/16	HS	W	83-67	6-2
2/25/17	A	L	59-69	6-3
3/12/17	N	L	63-70	6-4
2/2/18	HS	L	68-81	6-5
3/9/18	N	L	67-76	6-6
1/23/19	A	L	65-71	6-7
2/19/19	HS	W	76-42	7-7
3/15/19	N	L	70-75	7-8
1/11/20	HS	L	56-65	7-9
1/31/20	A	L	75-87	7-10
1/9/21	HS	L	68-83	7-11
2/3/21	A	W	63-62	8-11
2/8/22	HS	W	73-64	9-11
2/15/23	A	W	55-54	10-11
2/28/24	HS	W	88-67	11-11
1/21/25	A	W	81-57	12-11

Home: 8-3 (Siegel Center: 7-3) Away: 4-5
Neutral: 0-3

Richmond (62-33)

Date	Site	W/L	VC-UR	Series
1/29/76	A	L	65-71	0-1
2/10/76	HR	L	66-68	0-2
12/4/76	HR	L	66-68*	0-3
12/30/76	HR6	L	55-58	0-4
2/26/77	A	L	75-78*	0-5
11/26/77	HR6	W	79-62	1-5
1/21/78	HR	W	82-63	2-5
2/11/78	HR6	W	67-66	3-5
12/7/78	HR	W	84-71	4-5
1/27/79	A	W	96-92	5-5
12/1/79	ASC	W	69-67	6-5
12/29/79	HR6	W	86-71	7-5
2/20/80	A	L	67-76	7-6
12/9/80	HR	W	88-76	8-6
1/31/81	A	W	66-55	9-6
12/30/81	HR6	W	59-53	10-6
2/8/82	HR	W	77-63	11-6
2/10/82	A	L	59-64	11-7
12/8/82	HR	W	54-48	12-7
12/30/82	HR6	W	80-74	13-7
1/8/83	A	W	65-56	14-7
12/10/83	HR	W	59-45	15-7
12/30/83	HR6	W	61-47	16-7
2/14/84	A	L	51-56	16-8
12/4/84	A	W	69-60	17-8
12/28/84	HR6	W	68-52	18-8
12/3/85	H	L	59-64	18-9
12/20/85	HR6	L	65-67*	18-10
12/30/86	HR6	W	60-57	19-10
1/22/87	A	W	79-66	20-10
12/18/87	HR6	L	58-60	20-11
1/4/88	H	W	72-53	21-11
12/7/88	A	L	58-74	21-12
12/6/89	H	L	54-66	21-13
12/5/90	A	L	63-67	21-14
12/29/90	HR6	W	72-66	22-14
12/4/91	A	W	73-70	23-14
12/28/91	HR6	L	71-72	23-15
12/9/92	A	W	82-63	24-15
12/18/93	H	L	61-76	24-16
1/11/95	A	W	78-72	25-16
1/20/96	H	W	79-51	26-16
2/24/96	A	W	69-67	27-16

ALL-TIME SERIES BREAKDOWNS

3/2/96	HC	W	89-55	28-16
1/25/97	A	W	86-71	29-16
2/24/97	H	W	56-45	30-16
1/24/98	A	L	52-56	30-17
2/21/98	A	L	61-67	30-18
1/23/99	A	L	64-68	30-19
2/13/99	H	L	72-78	30-20
2/26/99	H	W	64-57	31-20
2/8/00	A	L	57-69	31-21
2/26/00	HS	W	80-77*	32-21
2/17/01	A	L	66-70	32-22
2/27/01	HS	L	54-72	32-23
12/1/01	A	W	65-54	33-23
12/7/02	HS	W	73-68*	34-23
12/3/03	A	L	52-70	34-24
12/11/04	HS	W	58-50	35-24
12/10/05	HS	W	49-37	36-24
12/9/06	A	W	68-54	37-24
12/8/07	HS	W	65-45	38-24
12/13/08	A	W	77-76	39-24
12/12/09	HS	W	65-57	40-24
12/11/10	A	L	60-72	40-25
12/9/11	HS	W	73-51	41-25
1/24/13	A	L	74-86*	41-26
3/6/13	HS	W	93-82	42-26
2/1/14	HS	W	81-70	43-26
3/6/14	A	W	56-50	44-26
3/14/13	N	W	71-53	45-26
1/31/15	HS	L	55-64	45-27
2/25/15	A	L	63-67**	45-28
3/13/15	N	W	70-67	46-28
1/16/16	A	W	94-89*	47-28
2/19/16	HS	W	87-74	48-28
2/1/17	HS	W	81-74	49-28
2/17/17	A	W	84-73	50-28
3/11/17	N	W	87-77*	51-28
1/17/18	HS	L	52-67	51-29
2/7/18	A	L	76-77	51-30
2/13/19	HS	W	81-60	52-30
3/2/19	A	W	69-66	53-30
1/28/20	HS	W	87-68	54-30
2/15/20	A	L	59-77	54-31
2/17/21	HS	W	68-56	55-31
1/29/22	A	W	64-62	56-31
2/18/22	HS	W	77-57	57-31
3/11/22	N	L	64-75	57-32
1/20/23	A	W	74-62	58-32
2/24/23	HS	W	73-58	59-32
2/3/24	HS	W	63-52	60-32
3/2/24	A	L	76-79	60-33
2/1/25	HS	W	90-49	61-33
2/25/25	A	W	78-60	62-33

Home: 38-13 (Siegel Center: 18-3)
Away: 20-19 Neutral: 4-1

Rider (1-0)

Date	Site	W/L	VC-RU	Series
12/30/18	HS	W	90-79	1-0

Home: 1-0

Roanoke (0-1)

Date	Site	W/L	VC-RC	Series
12/27/68	N26	L	59-84	0-1

Neutral: 0-1

Robert Morris (2-0)

Date	Site	W/L	VC-RM	Series
2/17/77	HR	W	97-70	1-0
12/17/82	N32	W	94-79	2-0

Home: 1-0 Neutral: 1-0

Rutgers (3-0)

Date	Site	W/L	VC-RU	Series
2/8/87	HR	W	78-67	1-0

1/26/88	A	W	70-60	2-0
11/15/01	N21	W	71-58	3-0

Home: 1-0 Away: 1-0 Neutral: 1-0

St. Bonaventure (10-11)

Date	Site	W/L	VC-SB	Series
3/4/78	NE	L	61-63	0-1
2/19/79	A	L	76-84	0-2
1/12/13	A	W	72-65	1-2
3/8/13	HS	W	86-67	2-2
2/7/15	A	L	71-73	2-3
1/24/16	HS	W	84-76	3-3
2/4/17	A	W	83-77*	4-3
2/24/18	HS	L	63-68	4-4
2/9/19	A	W	85-55	5-4
1/18/20	HS	W	91-63	6-4
1/20/21	A	L	54-70	6-5
2/12/21	HS	W	67-64	7-5
3/14/21	N	L	65-74	7-6
1/14/22	A	L	53-73	7-7
3/1/22	HS	W	74-51	8-7
1/28/23	HS	L	58-61	8-8
1/3/24	HS	L	78-89	8-9
1/30/24	A	L	62-67	8-10
12/31/24	A	L	75-77	8-11
1/24/25	HS	W	75-61	9-11
3/14/25	N	W	76-59	10-11

Home: 6-3 (Siegel Center: 6-3)
Away: 3-6 Neutral: 1-2

Saint Francis (N.Y.) (0-1)

Date	Site	W/L	VC-SF	Series
1/5/79	N36	L	61-65	0-1

Neutral: 0-1

Saint Francis (Pa.) (3-2)

Date	Site	W/L	VC-SF	Series
2/14/71	A	L	74-80	0-1
1/3/72	HF	W	109-94	1-1
1/23/90	N22	L	71-82	1-2
11/11/11	HS	W	63-57	2-2
11/5/19	HS	W	72-58	3-2

Home: 3-0 (Siegel Center: 2-0)
Away: 0-1 Neutral: 0-1

St. John's (1-1)

Date	Site	W/L	VC-SJ	Series
11/24/16	N	W	75-69	1-0
11/20/18	N	L	86-87*	1-1

Neutral: 1-1

Saint Joseph's (14-5)

Date	Site	W/L	VC-SJ	Series
1/27/82	A	L	52-60	0-1
12/4/82	HR	W	75-64	1-1
1/17/13	HS	W	92-86*	2-1
3/15/13	N	W	82-79	3-1
2/8/14	A	L	62-69	3-2
3/16/14	N	L	61-65	3-3
1/10/15	HS	W	89-74	4-3
1/5/16	A	W	85-82	5-3
3/13/16	N	L	74-87	5-4
2/14/17	HS	W	91-81	6-4
1/3/18	A	L	81-87*	6-5
3/8/19	HS	W	75-63	7-5
1/21/20	A	W	73-60	8-5
12/30/20	A	W	80-64	9-5
1/22/22	HS	W	70-54	10-5
2/21/23	A	W	88-63	11-5
2/25/24	HS	W	73-69	12-5
3/16/24	N	W	66-60	13-5
1/17/25	A	W	78-69	14-5

Home: 7-0 (Siegel Center 6-0) Away: 6-3
Neutral: 1-2

Saint Louis (17-6)

Date	Site	W/L	VC-SL	Series
3/29/10	HS	W	68-56	1-0
3/31/10	A	W	71-65	2-0
2/19/13	A	L	62-76	2-1
3/17/13	N	L	56-62	2-2
2/15/14	A	L	62-64	2-3
3/1/14	HS	W	67-56	3-3
1/23/15	A	W	63-61	4-3
2/17/15	HS	W	74-54	5-3
1/10/16	A	W	72-56	6-3
2/13/16	HS	W	85-52	7-3
2/22/17	HS	W	64-50	8-3
1/23/18	A	W	75-74*	9-3
2/26/19	HS	W	71-65	10-3
2/21/20	A	L	62-80	10-4
2/23/21	HS	W	67-65	11-4
3/5/22	A	L	65-69	11-5
2/3/23	A	W	73-65	12-5
2/28/23	HS	W	79-67	13-5
3/11/23	N	W	90-78	14-5
1/19/24	HS	W	85-61	15-5
2/16/24	A	W	95-85	16-5
1/14/25	HS	W	78-62	17-5
1/28/25	A	L	69-78	17-6

Home: 10-0 Away: 6-5 Neutral: 1-1

Saint Mary's (Calif.) (0-2)

Date	Site	W/L	VC-SM	Series
3/16/17	N	L	77-85	0-1
3/17/23	N	L	51-63	0-2

Neutral: 0-2

Saint Mary's (Md.) (2-0)

Date	Site	W/L	VC-SM	Series
1/18/74	HR	W	117-91	1-0
1/21/75	HR	W	120-60	2-0

Home: 2-0

Saint Peter's (2-0)

Date	Site	W/L	VC-SP	Series
12/29/74	HR	W	86-68	1-0
11/9/21	HS	W	57-54	2-0

Home: 2-0

Samford (3-0)

Date	Site	W/L	VC-SU	Series
12/20/77	HR	W	67-59	1-0
2/24/78	A	W	71-63	2-0
11/10/23	HS	W	75-65	3-0

Home: 2-0 Away: 1-0

Seattle (1-0)

Date	Site	W/L	VC-SU	Series
11/18/23	HS	W	60-56	1-0

Home: 1-0 Road: 0-0 Neutral: 0-0

Seton Hall (0-3)

Date	Site	W/L	VC-SH	Series
11/17/11	N	L	68-86	0-1
12/9/17	A	L	67-90	0-2
11/21/24	N	L	66-69*	0-3

Road: 0-1 Neutral: 0-2

Siena (2-0)

Date	Site	W/L	VC-SC	Series
1/16/93	HR	W	57-42	1-0
12/11/93	A	W	93-70	2-0

Home: 1-0 Away: 1-0

South Alabama (18-11)

Date	Site	W/L	VC-SA	Series
2/14/77	A	L	76-78	0-1

2/23/77	HR	W	85-70	1-1
12/17/79	HR	L	56-60	1-2
1/5/80	A	W	87-74	2-2
2/24/80	AS3	W	74-72	3-2
1/6/81	HR	L	62-76	3-3
1/22/81	A	W	86-70	4-3
12/12/81	HR	W	90-64	5-3
1/17/82	A	W	74-67	6-3
2/27/82	NS1	W	68-66	7-3
1/15/83	HR	W	89-77	8-3
1/23/83	A	W	79-76*	9-3
1/4/84	A	L	73-97	9-4
1/16/83	HR	W	84-55	10-4
1/24/85	A	W	71-70	11-4
2/9/85	HR	W	53-45	12-4
1/7/86	A	L	62-63*	12-5
1/25/86	HR	W	83-74	13-5
1/14/87	A	W	81-68	14-5
2/2/87	HR	L	57-70	14-6
1/2/88	A	L	96-100*	14-7
1/30/88	HR	W	97-70	15-7
1/31/89	A	L	91-95	15-8
2/6/89	HR	W	85-81	16-8
1/22/90	A	L	64-65	16-9
2/10/90	HR	W	72-53	17-9
1/10/91	HR	W	93-83	18-9
2/4/91	A	L	78-91	18-10
3/3/91	NS1	L	78-105	18-11

Home: 10-3 Away: 6-8 Neutral: 2-0

Southern California (1-0)

Date	Site	W/L	VC-SC	Series
3/16/11	N14	W	59-46	1-0

Neutral: 1-0

South Carolina State (1-0)

Date	Site	W/L	VC-SC	Series
12/1/76	HR	W	78-70	1-0

Home: 1-0

South Dakota State (1-0)

Date	Site	W/L	VC-SD	Series
11/19/08	HS	W	72-56	1-0

Home: 1-0

South Florida (27-12)

Date	Site	W/L	VC-SF	Series
1/26/80	A	W	90-81	1-0
2/7/80	HR	W	105-78	2-0
1/12/81	A	L	68-73	2-1
2/17/81	HR	W	70-64*	3-1
2/28/81	NS5	W	53-45	4-1
1/23/82	HR	W	64-44	5-1
2/14/82	A	L	68-71	5-2
2/6/83	HR	W	70-63*	6-2
2/12/83	A	W	60-58	7-2
1/26/84	HR	W	66-54	8-2
2/2/84	A	W	65-61	9-2
1/19/85	HR	L	58-60	9-3
2/2/85	A	W	62-55	10-3
2/1/86	A	L	67-77	10-4
2/15/86	HR	L	60-64*	10-5
1/24/87	A	W	61-57	11-5
1/31/87	HR	W	68-66*	12-5
1/9/88	A	W	86-66	13-5
1/20/88	HR	W	61-53	14-5
3/5/88	HR2	W	82-60	15-5
1/11/89	A	W	87-73	16-5
2/25/89	HR	W	78-70	17-5
1/29/90	HR	L	65-68	17-6
2/17/90	A	L	66-75	17-7
2/7/91	HR	L	70-76	17-8
2/16/91	A	L	60-70	17-9
1/18/92	HR	W	71-63	18-9

2/29/92	A	L	81-91	18-10
2/11/93	HR	W	79-59	19-10
2/20/93	A	W	95-91*	20-10
3/12/93	NM2	W	79-72	21-10
1/22/94	HR	W	72-68	22-10
3/5/94	A	W	91-80	23-10
1/7/95	HR	W	74-58	24-10
1/28/95	A	L	71-80*	24-11
1/27/97	HR	W	75-70	25-11
12/1/10	A	L	59-60*	25-12
11/30/11	HS	W	69-46	26-12
3/24/24	A	W	70-65	27-12

Home: 15-4 Away: 10-8 Neutral: 2-0

Southeastern (11-0)

Date	Site	W/L	VC-SC	Series
12/13/68	HF	W	120-77	1-0
2/8/69	A	W	89-60	2-0
1/10/70	H	W	110-78	3-0
2/5/71	H	W	116-56	4-0
1/21/72	H	W	103-48	5-0
2/8/72	H	W	122-73	6-0
2/27/73	H	W	121-70	7-0
2/22/74	H	W	125-74	8-0
12/13/76	H	W	87-67	9-0
12/5/77	H	W	90-75	10-0
12/9/78	H	W	120-69	11-0

Home: 10-0 Away: 1-0

Southern Illinois (1-3)

Date	Site	W/L	VC-SI	Series
12/9/75	A	L	69-79	0-1
12/16/78	HR	W	78-67	1-1
11/25/97	HR	L	74-77	1-2
11/21/98	A	L	58-59	1-3

Home: 1-1 Away: 0-2

Southern Methodist (0-1)

Date	Site	W/L	VC-SM	Series
12/21/00	N35	L	88-94	0-1

Neutral: 0-1

Southern Mississippi (7-6)

Date	Site	W/L	VC-SM	Series
1/25/82	HR	W	71-60	1-0
1/20/83	A	W	78-64	2-0
3/22/88	HNIT	W	93-89	3-0
1/25/92	HR	L	68-70	3-1
2/6/92	A	W	82-74	4-1
12/30/92	HR	W	85-74	5-1
3/6/93	A	L	65-71	5-2
1/15/94	A	L	64-69	5-3
1/27/94	HR	W	79-76	6-3
2/4/95	HR	L	66-74	6-4
2/11/95	A	L	69-78	6-5
11/29/98	N29	L	48-51*	6-6
12/30/98	HR	W	79-76*	7-6

Home: 5-2 Away: 2-3 Neutral: 0-1

Southern Utah (1-0)

Date	Site	W/L	VC-SU	Series
11/26/97	HR	W	81-59	1-0

Home: 1-0

Southwestern Louisiana (1-1)

Date	Site	W/L	VC-SL	Series
12/11/96	HR	W	79-59	1-0
11/18/97	A	L	71-77*	1-1

Home: 1-0 Away: 0-1

Stephen F. Austin (0-1)

Date	Site	W/L	VC-SFA	Series
3/21/14	N	L	75-77 (OT)	0-1

Neutral: 0-1

Stetson (1-0)

Date	Site	W/L	VC-SU	Series
11/28/12	HS	W	92-56	1-0

Home: 1-0 (Siegel Center: 1-0)

Stony Brook (1-0)

Date	Site	W/L	VC-SB	Series
1/3/14	H	W	81-63	1-0

Home: 1-0 (Siegel Center: 1-0)

Syracuse (1-3)

Date	Site	W/L	VC-SU	Series
3/18/84	N6	L	63-78	0-1
12/1/89	A23	L	73-100	0-2
12/5/92	A23	L	81-94	0-3
11/24/21	N	W	67-55	1-3

Away: 0-2 Neutral: 1-1

Temple (2-2)

Date	Site	W/L	VC-TU	Series
3/10/13	A	L	76-84	0-1
11/19/18	N	W	57-51	1-1
12/3/22	A	L	73-83	1-2
12/16/23	HS	W	87-78	2-2

Home: 1-0 Away: 0-2 Neutral: 1-0

Tennessee (1-5)

Date	Site	W/L	VC-UT	Series
3/15/81	N4	L	56-58*	0-1
12/17/90	A	L	72-77	0-2
12/21/91	HR	L	78-92	0-3
11/24/10	N	L	72-77	0-4
11/14/14	N	W	85-69	1-4
11/30/19	N	L	69-72	1-5

Home: 0-2 Away: 0-1 Neutral: 1-2

Tennessee-Martin (2-0)

Date	Site	W/L	VC-TM	Series
12/5/94	A	W	67-60	1-0
11/22/97	HR	W	69-42	2-0

Home: 1-0 Away: 1-0

Tennessee State (1-0)

Date	Site	W/L	VC-TS	Series
12/21/94	HR	W	76-67	1-0

Home: 1-0

Tennessee Tech (0-1)

Date	Site	W/L	VC-TT	Series
12/6/70	A	L	81-88	0-1

Away: 0-1

Texas (2-2)

Date	Site	W/L	VC-UT	Series
1/30/92	HR	L	94-105	0-1
2/16/93	A	W	66-60	1-1
12/5/17	HS	L	67-71	1-2
12/5/18	A	W	54-53	2-2

Home: 0-2 (Siegel Center 0-1) Away: 2-0

Texas A&M (2-3)

Date	Site	W/L	VC-TA	Series
12/19/73	H	W	72-71	1-0
12/10/74	A	L	84-98	1-1
12/29/74	HR5	L	80-84	1-2
12/5/99	A	L	59-75	1-3
12/2/00	HS	W	107-106**	2-3

Home: 2-1 Away: 0-2

TCU (2-1)

Date	Site	W/L	VC-TC	Series
12/27/96	HR	W	94-81	1-0
12/6/00	A	L	82-101	1-1
12/21/02	HS	W	91-78	2-1

ALL-TIME SERIES BREAKDOWNS

Home: 2-0 Away: 0-1

Texas-EI Paso (0-1)

Date	Site	W/L	VC-TE	Series
12/30/93	A38	L	58-70	0-1

Away: 0-1

Toledo (1-1)

Date	Site	W/L	VC-UT	Series
11/20/06	N39	L	59-60	0-1
11/18/14	H	W	87-78	1-1

Home: 1-0 Neutral: 0-1

Towson (18-1)

Date	Site	W/L	VC-TU	Series
12/5/01	HS	W	91-68	1-0
2/16/02	A	W	62-49	2-0
1/29/03	A	W	82-47	3-0
2/5/03	HS	W	97-60	4-0
1/28/04	HS	W	101-76	5-0
2/14/04	A	W	68-44	6-0
3/6/04	NC	W	67-60	7-0
1/7/05	A	W	70-58	8-0
2/5/05	HS	W	84-61	9-0
2/2/06	HS	W	81-75	10-0
2/15/06	A	L	57-59	10-1
1/3/07	A	W	84-80**	11-1
1/13/07	HS	W	85-77	12-1
2/2/08	HS	W	65-42	13-1
3/8/08	NC	W	57-46	14-1
1/27/10	HS	W	112-53	15-1
1/24/11	A	W	80-76	16-1
1/25/12	A	W	67-42	17-1
2/8/12	HS	W	66-43	18-1

Home: 9-0 (Siegel Center: 8-0)

Away: 7-1 Neutral: 2-0

Tulane (3-11)

Date	Site	W/L	VC-TU	Series
1/21/92	HR	L	85-87*	0-1
2/8/92	A	L	80-97	0-2
3/14/92	NM2	L	69-87	0-3
1/21/93	HR	L	76-84	0-4
3/4/93	A	W	77-65*	1-4
1/13/94	A	L	64-78	1-5
2/26/94	HR	L	75-90	1-6
2/8/95	A	L	64-79	1-7
2/25/95	HR	L	59-74	1-8
11/30/99	HR	L	44-85	1-9
11/20/00	A	L	80-84	1-10
11/27/01	HR	L	72-76	1-11
12/19/09	A	W	78-77	2-11
12/18/10	HS	W	70-67	3-11

Home: 1-6 (Siegel Center: 1-0)

Away: 2-4 Neutral: 0-1

Tulsa (1-4)

Date	Site	W/L	VC-UT	Series
1/27/77	A	L	60-66	0-1
1/16/89	HR	L	56-60	0-2
12/26/90	A	L	67-95	0-3
12/15/92	A	W	67-66	1-3
1/3/94	HR	L	84-92	1-4

Home: 0-2 Away: 1-2

UCLA (1-1)

Date	Site	W/L	VC-UC	Series
3/19/09	N13	L	64-65	0-1
11/26/10	N	W	89-85	1-1

Neutral: 1-1

Utah (0-1)

Date	Site	W/L	VC-UU	Series
3/27/24	A	L	54-75	0-1

Away: 0-1

Utah State (1-0)

Date	Site	W/L	VC-US	Series
11/25/20	N	W	85-69	1-0

Neutral: 1-0

Valparaiso (1-0)

Date	Site	W/L	VC-VU	Series
1/29/72	HF	W	86-76	1-0

Home: 1-0

Vanderbilt (2-2)

Date	Site	W/L	VC-VU	Series
11/28/86	N28	L	67-75	0-1
11/30/08	N	L	66-71	0-2
11/17/21	A	W	48-37	1-2
11/30/22	HS	W	70-65	2-2

Home: 1-0 Away: 1-0 Neutral: 0-2

Villanova (1-1)

Date	Site	W/L	VC-VU	Series
11/24/14	N	L	53-77	0-1
3/20/24	A	W	70-61	1-1

Away: 1-0 Neutral: 0-1

Virginia (2-13)

Date	Site	W/L	VC-UV	Series
12/29/76	HR6	L	58-65	0-1
11/25/78	A24	L	60-81	0-2
12/28/79	HR6	L	72-89	0-3
11/29/80	A24	L	62-77	0-4
11/27/82	A24	L	63-69	0-5
12/1/85	A24	L	75-79*	0-6
12/19/87	HR6	W	75-66	1-6
12/20/89	HR6	L	46-63	1-7
12/21/96	A	L	65-80	1-8
12/13/97	NR	L	67-78	1-9
11/13/98	NR	L	70-86	1-10
11/12/13	A	W	59-56	2-10
12/6/14	HS	L	57-74	2-11
11/17/17	HS	L	67-76	2-12
12/9/18	A	L	49-57	2-13

Home: 1-5 (Siegel Center: 1-2) Away: 1-5

Neutral: 0-1

VMI (3-0)

Date	Site	W/L	VC-VM	Series
12/21/99	HR	W	101-86	1-0
12/8/10	HS	W	86-80	2-0
12/22/17	HS	W	75-65	3-0

Home: 3-0 (Siegel Center: 2-0)

Virginia St. (4-0, 8-0 w/exh.)

Date	Site	W/L	VC-VS	Series
2/4/70	HF	W	96-92*	1-0
1/25/71	A	W	107-68	2-0
2/18/71	HF	W	112-74	3-0
2/10/79	HR	W	92-75	4-0
#11/2/06	HS	W	84-78	(5-0)
#11/1/07	HS	W	60-47	(6-0)
#10/26/19	HS	W	90-53	(7-0)
#11/1/21	HS	W	74-55	(8-0)

#Exhibition game

Home: 3-0 (7-0 including exhibitions)

(Siegel Center: 4-0 - all exhibitions)

Away: 1-0

Virginia Tech (11-10)

Date	Site	W/L	VC-VT	Series
2/10/78	HR6	L	63-71	0-1
12/29/80	HR6	W	57-51	1-1
12/29/84	HR6	W	69-65	2-1
12/7/86	A	L	52-78	2-2

12/14/86	HR	L	65-67	2-3
1/26/87	A	W	70-65	3-3
1/18/88	HR	W	97-84	4-3
12/30/88	HR6	L	91-97	4-4
1/8/90	A	L	68-71*	4-5
12/11/90	HR	L	75-77	4-6
1/11/92	A	L	72-73*	4-7
2/20/92	HR	W	63-60	5-7
2/6/93	A	W	73-54	6-7
2/22/93	HR	W	86-69	7-7
3/13/93	NM2	W	85-71	8-7
2/10/94	HR	W	81-75	9-7
2/17/94	A	L	59-75	9-8
3/11/94	NM1	L	64-65	9-9
1/14/95	A	L	69-78	9-10
2/23/95	HR	W	62-57	10-10
12/21/13	N	W	82-52	11-10

Home: 7-4 Away: 2-5 Neutral: 2-1

Va. Union (9-2, 18-4 w/exh.)

Date	Site	W/L	VC-VU	Series
1/9/69	A	W	96-74	1-0
2/12/69	HF	L	82-89	1-1
2/7/70	HF	W	103-93	2-1
1/22/71	A	W	90-76	3-1
2/22/71	HF	W	81-76	4-1
1/31/72	HF	W	90-85	5-1
2/14/72	A	W	109-94	6-1
2/2/73	HF	L	75-77	6-2
2/15/73	A	W	79-76	7-2
1/21/95	HR	W	62-59	8-2
#11/9/00	HS	W	94-59	(9-2)
#11/11/01	HS	W	86-65	(10-2)
#11/16/02	HS	W	70-68	(11-2)
#11/14/03	HS	W	59-53	(12-2)
#11/5/04	HS	L	61-67	(12-3)
#11/10/05	HS	L	78-83	(12-4)
#11/8/06	HS	W	77-56	(13-4)
#11/5/07	HS	W	86-57	(14-4)
#11/7/08	HS	W	91-63	(15-4)
#11/5/09	HS	W	85-55	(16-4)
#11/4/10	HS	W	71-56	(17-4)
#11/3/17	HS	W	98-74	(18-4)

#Exhibition game

Home: 4-2 (14-4 with exhibitions)

(Siegel Center: 10-2 in exhibitions)

Away: 4-0

Wagner (0-3)

Date	Site	W/L	VC-WC	Series
12/22/01	A	L	83-88	0-1
11/30/02	HS	L	72-80	0-2
11/13/21	HS	L	44-58	0-3

Home: 0-2 Away: 0-1

Wake Forest (1-3)

Date	Site	W/L	VC-WF	Series
3/18/04	N10	L	78-79	0-1
11/18/04	A	L	67-81	0-2
11/16/10	A	W	90-69	1-2
3/19/22	A	L	74-80	1-3

Away: 1-2 Neutral: 0-1

Washington & Lee (1-3)

Date	Site	W/L	VC-WL	Series
12/6/68	HF	L	70-83	0-1
1/7/69	A	L	75-80	0-2
1/5/70	HF	W	90-83	1-2
2/24/70	A	L	71-87	1-3

Home: 1-1 Away: 0-2

West Chester (1-0)

Date	Site	W/L	VC-WC	Series
1/10/73	A	W	87-65	1-0

Away: 1-0

West Florida (1-0)

Date	Site	W/L	VC-WF	Series
2/11/74	HF	W	102-64	1-0

Home: 1-0

West Liberty (1-0)

Date	Site	W/L	VC-WL	Series
12/20/68	N34	W	106-100	1-0

Neutral: 1-0

West Virginia (1-2)

Date	Site	W/L	VC-WV	Series
12/18/82	H32	L	65-66*	0-1
1/22/85	HR	W	72-60	1-1
11/26/20	N	L	66-78	1-2

Home: 1-0 Neutral: 0-2

West Virginia State (1-0)

Date	Site	W/L	VC-WV	Series
12/28/68	N26	W	79-73	1-0

Neutral: 1-0

Western Carolina (5-0)

Date	Site	W/L	VC-WC	Series
1/3/77	A	W	79-66	1-0
2/7/77	HR	W	69-63	2-0
12/3/77	HR	W	94-73	3-0
1/16/78	A	W	88-61	4-0
12/15/20	HS	W	93-68	5-0

Home: 3-0 (Siegel Center: 1-0) Away: 2-0

Western Illinois (2-0)

Date	Site	W/L	VC-WI	Series
1/25/75	HF	W	99-83	1-0
1/13/76	A	W	83-81	2-0

Home: 1-0 Away: 1-0

Western Kentucky (18-15)

Date	Site	W/L	VC-WK	Series
12/4/69	A	L	73-115	0-1
12/10/70	A	L	71-96	0-2
12/11/71	A	L	76-85	0-3
2/3/83	A	W	70-57	1-3
2/19/83	HR	W	60-47	2-3
3/4/83	NS1	W	57-55	3-3
1/21/84	A	W	52-49	4-3
2/11/84	HR	W	69-67	5-3
1/10/85	A	W	72-58	6-3
2/21/85	HR	W	85-62	7-3
1/20/86	A	L	60-62	7-4
2/22/86	HR	W	60-56	8-4
1/12/87	HR	L	70-79	8-5
1/17/87	A	L	71-90	8-6
1/23/88	HR	W	79-74	9-6
2/18/88	A	W	70-69	10-6
1/21/89	A	L	87-91	10-7
2/18/89	HR	W	85-63	11-7
1/11/90	HR	L	44-57	11-8
2/15/90	A	L	65-68	11-9
1/26/91	HR	L	75-83	11-10
2/23/91	A	L	80-97	11-11
3/2/91	NS6	W	100-89	12-11
3/2/92	HR	L	75-77	12-12
12/19/92	A	L	78-84	12-13
11/24/95	N35	W	83-65	13-13
11/18/98	HR	W	63-61	14-13
12/11/99	A	L	58-75	14-14
11/26/02	A	L	73-80*	14-15
11/25/03	HS	W	72-67	15-15
11/20/11	N	W	69-64	16-15
11/23/11	A	W	68-45	17-15
12/18/12	HS	W	76-44	18-15

Home: 9-4 (Siegel Center: 2-0)

Away: 5-11 Neutral: 4-0

Western Michigan (1-1)

Date	Site	W/L	VC-WM	Series
12/04/08	HS	W	79-62	1-0
11/18/09	A	A	83-81	1-1

Home: 1-0 Away: 0-1

Wisconsin (0-1)

Date	Site	W/L	VC-UW	Series
11/22/15	N	L	73-74	0-1

Neutral: 0-1

Wichita State (3-3)

Date	Site	W/L	VC-WS	Series
12/28/96	A	L	50-80	0-1
2/18/11	A	W	68-67	1-1
3/15/12	N	W	62-59	2-1
11/13/12	HS	L	51-53	2-2
12/22/18	HS	W	70-54	3-2
12/21/19	A	L	63-73	3-3

Home: 1-1 (Siegel Center: 1-1) Away: 1-2

Neutral: 1-0

William & Mary (40-12)

Date	Site	W/L	VC-WM	Series
11/25/77	HR	L	54-55	0-1
2/1/78	A	W	73-62	1-1
12/29/78	HR	W	60-43	2-1
1/24/79	HR	W	67-46	3-1
12/8/79	A	W	57-54	4-1
2/12/80	HR	W	64-58	5-1
12/3/80	HR	W	77-58	6-1
2/24/81	A	W	68-67*	7-1
1/11/82	HR	W	63-62*	8-1
2/23/82	A	W	65-63	9-1
1/31/83	A	W	50-49	10-1
12/6/83	HR	W	41-38	11-1
1/30/86	HR	W	60-44	12-1
12/4/86	A	W	73-64	13-1
1/4/96	A	W	70-47	14-1
2/7/96	HR	W	83-68	15-1
1/20/97	A	L	61-69	15-2
2/1/97	HR	W	77-50	16-2
3/1/97	HR6	L	63-77	16-3
1/3/98	A	L	53-67	16-4
2/23/98	HR	L	67-72	16-5
1/25/99	HR	W	88-69	17-5
2/6/99	A	W	83-67	18-5
1/12/00	HS	L	65-73	18-6
2/5/00	A	L	56-85	18-7
1/13/01	A	L	63-65	18-8
2/8/01	HS	W	70-59	19-8
1/12/02	A	L	81-92	19-9
2/25/02	HS	W	68-60	20-9
1/18/03	A	L	83-88*	20-10
2/19/03	HS	W	93-73	21-10
12/6/03	HS	W	71-60	22-10
2/28/04	A	W	74-59	23-10
1/22/05	A	W	79-77*	24-10
2/23/05	HS	W	91-69	25-10
1/19/06	HS	W	69-60	26-10
2/25/06	A	W	77-59	27-10
3/3/06	NC	W	62-59	28-10
1/10/07	A	W	88-77	29-10
1/29/07	HS	W	90-68	30-10
12/5/07	HS	W	71-57	31-10
3/1/08	A	W	54-43	32-10
3/9/08	NC	L	54-56	32-11
12/6/08	A	W	66-50	33-11
2/7/08	H	W	76-54	34-11
12/05/09	A	L	74-75	34-12
1/20/10	HS	W	81-59	35-12

12/4/10	HS	W	59-55	36-12
1/12/11	A	W	70-52	37-12
1/19/12	HS	W	69-68*	38-12
2/1/12	A	W	87-78	39-12
12/22/24	HS	W	90-70	40-12

Home: 24-4 (Siegel Center: 12-1)

Away: 15-7 Neutral: 1-1

Wilmington (7-0)

Date	Site	W/L	VC-WC	Series
12/6/71	HF	W	102-70	1-0
3/1/72	A	W	103-80	2-0
11/27/72	HF	W	94-75	3-0
1/13/73	A	W	83-75	4-0
2/18/74	HF	W	108-71	5-0
12/2/74	HF	W	104-96	6-0
12/1/75	HF	W	99-75	7-0

Home: 5-0 Away: 2-0

Winthrop (4-0)

Date	Site	W/L	VC-WU	Series
11/15/10	HS	W	67-54	1-0
11/17/12	A	W	90-54	2-0
11/16/13	HS	W	92-71	3-0
12/19/17	HS	W	69-55	4-0

Home: 3-0 (Siegel Center 3-0) Away: 1-0

Wofford (3-0)

Date	Site	W/L	VC-WC	Series
11/27/89	HR	W	71-52	1-0
12/29/10	HS	W	75-66	2-0
12/17/13	H	W	72-57	3-0

Home: 3-0 (Siegel Center: 2-0)

Wright State (2-0)

Date	Site	W/L	VC-WS	Series
2/5/77	HR	W	82-70	1-0
2/4/78	A	W	63-59	2-0

Home: 1-0 Away: 1-0

Wyoming (1-0)

Date	Site	W/L	VC-WU	Series
12/17/83	N31	W	70-57	1-0

Neutral: 1-0

Xavier (3-1)

Date	Site	W/L	VC-XU	Series
2/23/94	A	W	79-76	1-0
11/20/95	HR	W	81-75	2-0
11/17/06	N39	L	67-70	2-1
2/23/13	A	W	75-71	1-0

Home: 1-0 Away: 2-0 Neutral: 0-1

York (2-0)

Date	Site	W/L	VC-YC	Series
2/6/70	HF	W	96-77	1-0
2/13/71	A	W	117-89	2-0

Home: 1-0 Away: 1-0

* - Denotes overtime periods

HS = Home @ Stuart C. Siegel Center
HR = Home @ Richmond Coliseum

POSTSEASON HISTORY

1978 NIT (Record: 24-5)

3/9 at Detroit L 86-94

1980 NCAA (Record: 18-12) #12 East

3/6 #5 Iowa L 72-86

1981 NCAA (Record: 24-5) #5 East

3/13 #12 Long Island W 85-69

3/15 #4 Tennessee L 56-58 (ot)

1983 NCAA (Record: 24-7) #5 East

3/17 #12 La Salle W 76-67

3/19 #4 Georgia L 54-56

1984 NCAA (Record: 23-7) #6 East

3/16 #11 Northeastern W 70-69

3/18 #3 Syracuse L 63-78

1985 NCAA (Record: 26-6) #2 West

3/15 #15 Marshall W 81-65

3/17 #7 Alabama L 59-63

1988 NIT (Record: 23-12)

3/18 at Marshall W 81-80

3/22 Southern Mississippi W 93-89

3/25 at Connecticut L 61-72

1993 NIT (Record: 20-10)

3/18 at Old Dominion L 68-74

1996 NCAA (Record: 24-9) #12 Southeast

3/14 #5 Mississippi State L 51-58

2004 NCAA (Record: 23-8) #13 East

3/18 Wake Forest L 78-79

2005 NIT (Record: 19-13)

3/16 Davidson L 62-77

2007 NCAA (Record: 28-7) #11 West

3/15 #6 Duke W 79-77

3/17 #3 Pittsburgh L 79-84 (ot)

2008 NIT (Record: 24-8)

3/19 UAB L 77-80

2009 NCAA (Record: 24-10) #11 East

3/19 #6 UCLA L 64-65

2010 CBI (Record: 27-9)

3/16 at George Washington W 79-73

3/22 Coll. of Charleston W 93-86

3/24 Boston Univ. W 88-75

3/29 Saint Louis W 68-56

3/31 at Saint Louis W 71-65

2011 NCAA (Record: 28-12) #11 Southwest

3/16 #11 USC W 59-46

3/18 #6 Georgetown W 74-56

3/20 #3 Purdue W 94-76

3/25 #10 Florida State W 72-71 (ot)

3/27 #1 Kansas W 71-61

4/2 #8 Butler L 62-70

2012 NCAA (Record: 29-7) #12 South

3/15 #5 Wichita State W 62-59

3/17 #4 Indiana L 61-63

2013 NCAA (Record: 27-9) #5 South

3/21 #12 Akron W 88-42

3/23 #4 Michigan L 53-78

2014 NCAA (Record: 26-9) #5 South

3/21 #12 Stephen F. Austin L 75-77 (ot)

2015 NCAA (Record: 26-10) #7 West

3/19 #10 Ohio State L 72-75

2016 NCAA (Record: 25-11) #10 West

3/18 #7 Oregon State W 75-67

3/20 #2 Oklahoma L 81-85

2017 NCAA (Record: 26-9) #10 West

3/16 #7 St. Mary's (Calif.) L 77-85

2019 NCAA (Record: 25-8) #8 East

3/22 #9 UCF L 58-73

2021 NCAA (Record: 19-7) #10 West

3/20 #7 Oregon No contest

2022 NIT (Record: 22-10)

3/15 Princeton W 90-79

3/19 at Wake Forest L 74-80

2023 NCAA (Record: 27-8) #12 West

3/17 #5 St. Mary's (Calif.) L 51-63

2024 NIT (Record: 24-14)

3/20 at Villanova W 70-61

3/24 at South Florida W 70-65

3/27 at Utah L 54-74

2025 NCAA (Record: 28-7) #11 East

3/20 #6 BYU L 71-80

All-Time Postseason Record

NCAA (20 years) 13-19

NIT (7 years) 5-7

CBI (1 year) 5-0

Total (28 years): 23-26

NCAA BIDS

Auto: 11

('80, '81, '85, '96, '04, '07, '09, '12, '15, '23, '25)

At-Large: 9

('82, '83, '11, '13, '14, '16, '17, '19, 21)



YEAR-BY-YEAR HISTORY

Year	Overall		Conference		Conf. Finish	Final Rank AP/Coaches	Postseason	Head Coach
	W	L	W	L				
1968-69	12	11	-	-	--		Benny Dees	
1969-70	13	10	-	-	--		Benny Dees	
1970-71	15	9	-	-	--		Chuck Noe	
1971-72	15	4	-	-	--		Chuck Noe	
1972-73	15	5	-	-	--		Chuck Noe	
1973-74	17	7	-	-	--		Chuck Noe	
1974-75	17	8	-	-	--		Chuck Noe	
1975-76	16	9	-	-	--		Chuck Noe	
1976-77	13	13	-	-	--		Dana Kirk	
1977-78	24	5	-	-	--		NIT 1st Round Dana Kirk	
1978-79	20	5	-	-	--		Dana Kirk	
1979-80*	18	12	8	6	5th		NCAA 1st Round JD Barnett	
1980-81*	24	5	9	3	t-1st		NCAA 2nd Round JD Barnett	
1981-82	17	11	7	3	2nd		JD Barnett	
1982-83	24	7	12	2	t-1st		NCAA 2nd Round JD Barnett	
1983-84	23	7	11	3	1st		NCAA 2nd Round JD Barnett	
1984-85*	26	6	12	2	1st	11/--	NCAA 2nd Round JD Barnett	
1985-86	12	16	6	8	5th		Mike Pollio	
1986-87	17	14	7	7	4th		Mike Pollio	
1987-88	23	12	10	4	2nd		NIT 3rd Round Mike Pollio	
1988-89	13	15	9	5	3rd		Mike Pollio	
1989-90	11	17	5	9	t-6th		Sonny Smith	
1990-91	14	17	7	7	5th		Sonny Smith	
1991-92	14	15	5	7	t-5th		Sonny Smith	
1992-93	20	10	7	5	3rd		NIT 1st Round Sonny Smith	
1993-94	14	13	5	7	t-5th		Sonny Smith	
1994-95	16	14	3	9	7th		Sonny Smith	
1995-96*	24	9	14	2	1st		NCAA 1st Round Sonny Smith	
1996-97	14	13	9	7	t-3rd		Sonny Smith	
1997-98	9	19	4	12	9th		Sonny Smith	
1998-99	15	16	8	8	6th		Mack McCarthy	
1999-00	14	14	7	9	5th		Mack McCarthy	
2000-01	16	14	9	7	4th		Mack McCarthy	
2001-02	21	11	11	7	t-3rd		Mack McCarthy	
2002-03	18	10	12	6	t-2nd		Jeff Capel	
2003-04*	23	8	14	4	1st	RV/--	NCAA 1st Round Jeff Capel	
2004-05	19	13	13	5	t-2nd		Jeff Capel	
2005-06	19	10	11	7	6th		Jeff Capel	
2006-07*	28	7	16	2	1st		NCAA 2nd Round Anthony Grant	
2007-08	24	8	15	3	1st	RV/RV	NIT 1st Round Anthony Grant	
2008-09*	24	10	14	4	1st	RV/--	NCAA 1st Round Anthony Grant	
2009-10	27	9	11	7	t-5th		CBI Champions Shaka Smart	
2010-11	28	12	12	6	4th	--/6	NCAA Final Four Shaka Smart	
2011-12*	29	7	15	3	2nd	RV/RV	NCAA 2nd Round Shaka Smart	
2012-13	27	9	12	4	2nd	RV/23	NCAA 2nd Round Shaka Smart	
2013-14	26	9	12	4	2nd	24/RV	NCAA 1st Round Shaka Smart	
2014-15*	26	10	12	6	t-4th	25/RV	NCAA 1st Round Shaka Smart	
2015-16	25	11	14	4	t-1st	--/RV	NCAA 2nd Round Will Wade	
2016-17	26	9	14	4	2nd		NCAA 1st Round Will Wade	
2017-18	18	15	9	9	t-5th		Mike Rhoades	
2018-19	25	8	16	2	1st	RV/--	NCAA 1st Round Mike Rhoades	
2019-20	18	13	8	10	t-8th		Mike Rhoades	
2020-21	19	7	10	4	2nd	RV/--	NCAA 1st Round Mike Rhoades	
2021-22	22	10	14	4	t-2nd		NIT 2nd Round Mike Rhoades	
2022-23*	27	8	15	3	1st	RV/--	NCAA 1st Round Mike Rhoades	
2023-24	24	14	11	7	t-4th		NIT Quarterfinals Ryan Odom	
2024-25*	28	7	15	3	1st		NCAA 1st Round Ryan Odom	
57 years	1,126	597					20 NCAA Appearances	13 Coaches

* - Won conference tournament

Conference History
 Sun Belt Conference 1979-1991
 Metro Conference 1991-95
 Colonial Athletic Association 1995-2012
 Atlantic 10 Conference 2012-present

COACHING RECORDS

Coach	Years	Record	Win %
Benny Dees	1968-70	25-21	.543
Chuck Noe	1970-76	95-42	.693
Dana Kirk	1976-79	57-23	.713
J.D. Barnett	1979-85	132-48	.733
Mike Pollio	1985-89	65-57	.533
Sonny Smith	1989-98	136-127	.517
Mack McCarthy	1998-02	66-55	.545
Jeff Capel	2002-06	79-41	.658
Anthony Grant	2006-09	76-25	.753
Shaka Smart	2009-15	163-56	.744
Will Wade	2015-17	51-20	.718
Mike Rhoades	2017-23	129-61	.679
Ryan Odom	2023-25	52-21	.712

YEAR-BY-YEAR HISTORY BREAKDOWN

Year	Overall		Home		Away		Neutral		Overtime		Attendance	
	W	L	W	L	W	L	W	L	W	L	Total	Average
1968-69	12	11	5	2	4	6	3	3	1	0	n/a	n/a
1969-70	13	10	10	0	3	10	0	0	1	0	n/a	n/a
1970-71	15	9	11	0	4	9	0	0	0	0	n/a	n/a
1971-72	15	4	12	1	3	3	0	0	0	1	*14,700	*2,940 (4-1)
1972-73	15	5	9	1	6	4	0	0	0	0	*17,500	*2,917 (6-0)
1973-74	17	7	15	1	2	6	0	0	0	1	*38,264	*4,252 (8-1)
1974-75	17	8	14	2	3	6	0	0	0	0	*37,572	*4,175 (7-2)
1975-76	16	9	13	2	3	7	0	0	1	0	*26,310	*3,289 (6-2)
1976-77	13	13	12	5	1	8	0	0	1	2	*39,700	*3,970 (5-5)
1977-78	24	5	15	1	8	2	1	2	2	0	*64,870	*5,406 (11-1)
1978-79	20	5	12	2	6	1	2	2	4	1	*48,745	*5,416 (7-2)
1979-80	18	12	8	5	7	5	3	2	0	1	67,269	5,175
1980-81	24	5	12	1	8	3	3	1	2	1	74,890	5,761
1981-82	17	11	10	2	6	6	1	3	2	2	66,732	5,133
1982-83	24	7	11	1	9	3	4	3	2	1	79,632	6,636
1983-84	23	7	13	1	7	4	3	2	0	1	95,825	7,985
1984-85	26	6	12	1	9	4	5	1	1	0	101,729	7,825
1985-86	12	16	8	6	3	9	1	1	1	5	98,278	7,020
1986-87	17	14	8	8	8	3	1	3	1	1	83,402	5,213
1987-88	23	12	13	4	8	8	2	0	0	1	*114,592	*6,741 (12-4)
1988-89	13	15	9	4	3	10	1	1	1	1	74,384	5,722
1989-90	11	17	7	8	4	8	0	1	3	1	87,373	5,825
1990-91	14	17	8	6	4	10	2	1	0	0	79,705	5,693
1991-92	14	15	7	7	7	7	0	1	0	2	90,166	6,440
1992-93	20	10	10	2	7	7	3	1	2	1	74,095	6,175
1993-94	14	13	7	5	6	6	1	2	1	0	72,969	6,081
1994-95	16	14	10	4	4	9	2	1	1	1	73,611	5,258
1995-96	24	9	15	1	6	6	3	2	1	0	63,345	4,872
1996-97	14	13	8	3	4	7	2	3	1	1	45,361	4,536
1997-98	9	19	7	7	1	11	1	1	0	1	48,027	4,002
1998-99	15	16	10	4	3	9	2	3	1	1	43,389	3,338
1999-00	14	14	12	3	2	10	0	1	4	2	78,447	5,230
2000-01	16	14	12	2	3	9	1	3	4	2	70,197	5,014
2001-02	21	11	14	1	3	8	4	2	2	0	71,806	4,787
2002-03	18	10	12	3	5	6	1	1	1	2	61,618	4,108
2003-04	23	8	12	3	8	4	3	1	1	0	67,872	4,525
2004-05	19	13	11	4	6	8	2	1	3	1	72,232	4,815
2005-06	19	10	12	2	6	7	1	1	1	0	75,171	5,369
2006-07	28	7	12	2	11	2	5	3	1	1	78,963	5,640
2007-08	24	8	12	2	9	3	3	3	1	0	86,369	6,169
2008-09	24	10	13	1	7	6	4	3	1	1	85,477	6,106
2009-10	27	9	18	1	7	7	2	1	0	2	113,993	6,000
2010-11	28	12	11	3	8	6	9	3	2	1	93,024	6,645
2011-12	29	7	13	1	10	3	6	3	2	0	106,707	7,622
2012-13	27	9	15	2	8	3	4	4	1	1	130,781	7,693
2013-14	26	9	15	0	6	5	5	4	2	1	116,115	7,741
2014-15	26	10	12	4	8	4	6	2	1	3	122,202	7,638
2015-16	25	11	15	2	7	4	3	5	1	1	129,829	7,637
2016-17	26	9	15	1	7	4	4	4	2	2	122,192	7,637
2017-18	18	15	11	7	5	5	2	3	2	1	137,466	7,637
2018-19	25	8	16	1	8	4	1	3	1	1	129,829	7,637
2019-20	18	13	14	4	4	7	0	2	0	1	137,466	7,637
2020-21	19	7	12	2	5	3	2	2	0	1	3,500**	250**
2021-22	22	10	12	4	9	3	1	3	0	1	109,230	6,827
2022-23	27	8	15	3	8	3	4	2	0	0	131,450	7,303
2023-24	24	14	13	6	7	5	4	3	0	2	136,813	7,201
2024-25	28	7	15	1	7	3	6	3	0	1	111,962	6,998+
56 years	1,098	590										

* - Includes games played at Richmond Coliseum only. Record for those games included in parenthesis.

** - Capacity limited to 250 (COVID-19 pandemic)

+ - One game played without fans due to Richmond water crisis

Home courts

Franklin Street Gym: 1968-1979

Richmond Coliseum: 1971-1999

Robins Center: 1988 (one game) & 1998-99

Stuart C. Siegel Center: 1999-present

YEAR-BY-YEAR STATISTICS

Season	G	Overall	Conference	FG	FGA	Pct.	Def.	3FG-FGA	Pct.	Pct.	Def.	FT-FTA	Pct.	Pct.	Def.	Reb.	Avg.	Opp. Reb.	Opp. Avg.	
		W-L	W-L				Pct.				Pct.				Pct.					
2024-25	35	28-7	800	15-3	.833	929	2088	.445	.391	337-1002	.336	.305	498-670	.743	.716	1,337	38.2	1,173	33.5	
2023-24	38	24-14	632	11-7	.611	906	2,059	.440	.407	322-911	.353	.313	563-721	.781	.734	1,336	35.2	1,259	33.1	
2022-23	35	27-8	778	15-3	.833	864	1,867	.463	.415	212-610	.348	.319	540-776	.696	.704	1,161	33.2	1,157	33.1	
2021-22	32	22-10	688	14-4	.778	795	1,723	.461	.394	181-521	.347	.278	375-533	.704	.708	1,040	32.5	1,102	34.4	
2020-21	26	19-7	731	10-4	.714	659	1,460	.451	.405	168-510	.329	.305	378-497	.761	.694	893	34.3	909	35.0	
2019-20	31	18-13	581	8-10	.444	775	1,792	.432	.423	231-667	.346	.337	412-592	.696	.706	1,039	33.5	1,123	36.2	
2018-19	33	25-8	758	16-2	.889	820	1,872	.438	.387	235-771	.305	.285	469-669	.701	.690	1,211	36.7	1,179	35.7	
2017-18	33	18-15	546	9-9	.500	921	2,013	.458	.450	274-778	.352	.351	391-566	.691	.715	1,203	36.5	1,155	35.0	
2016-17	35	26-9	743	14-4	.788	945	2,050	.461	.422	199-602	.331	.338	527-747	.705	.697	1,275	36.4	1,185	33.9	
2015-16	36	25-11	694	14-4	.778	1,010	2,238	.451	.441	262-725	.352	.337	499-721	.692	.679	1,347	37.4	1,244	34.6	
2014-15	36	26-10	722	12-6	.667	896	2,139	.419	.434	293-854	.343	.345	524-797	.657	.691	1,277	35.5	1,319	36.6	
2013-14	35	26-9	722	12-4	.750	922	2,196	.420	.432	260-744	.349	.303	520-772	.674	.668	1,317	37.6	1,286	36.7	
2012-13	36	27-9	750	12-4	.750	1,101	2,243	.450	.444	281-800	.351	.329	469-669	.701	.683	1,244	34.6	1,252	34.8	
2011-12	36	29-7	805	15-3	.833	837	2,040	.410	.424	267-800	.334	.321	507-740	.685	.691	1,205	33.5	1,268	35.2	
2010-11	40	28-12	700	12-6	.667	968	2,228	.434	.441	339-917	.370	.336	589-824	.715	.678	1,292	32.3	1,455	36.4	
2009-10	36	29-7	750	11-7	.611	979	2,117	.462	.429	253-691	.366	.302	526-747	.704	.669	1,331	37.0	1,251	34.8	
2008-09	34	24-10	706	14-4	.778	866	1,878	.461	.397	222-601	.369	.337	486-689	.705	.706	1,152	33.9	1,173	34.5	
2007-08	32	24-8	750	15-3	.800	742	1,706	.435	.381	210-559	.376	.269	463-684	.677	.697	1,158	36.2	1,094	34.2	
2006-07	35	28-7	800	16-2	.889	901	1,971	.457	.453	244-609	.401	.356	580-797	.728	.690	1,165	33.3	1,122	32.1	
2005-06	29	19-10	655	11-7	.611	690	1,589	.434	.428	225-603	.373	.305	359-495	.725	.697	926	31.9	978	33.7	
2004-05	32	19-13	594	13-5	.722	791	1,806	.438	.418	215-617	.348	.342	443-639	.693	.682	1,106	34.6	1,148	35.9	
2003-04	31	23-8	742	14-4	.778	811	1,707	.445	.405	208-530	.392	.346	372-614	.606	.673	1,159	37.4	1,019	32.9	
2002-03	28	18-10	643	12-6	.667	751	1,672	.449	.398	179-490	.365	.312	392-553	.709	.694	1,067	38.1	1,055	37.7	
2001-02	32	21-11	656	11-7	.611	811	1,890	.429	.374	211-624	.338	.301	493-734	.672	.697	1,283	40.1	1,323	41.3	
2000-01	30	16-14	533	9-7	.563	770	1,753	.439	.413	185-510	.363	.352	467-720	.649	.691	1,153	38.4	1,162	38.7	
1999-00	28	14-14	500	7-9	.438	707	1,729	.409	.420	150-514	.292	.353	393-598	.657	.716	1,117	39.9	1,107	39.5	
1998-99	31	15-16	484	8-8	.500	782	1,893	.413	.429	241-667	.361	.346	416-617	.674	.671	1,213	39.1	1,169	37.7	
1997-98	28	9-19	321	4-12	.250	644	1,549	.416	.429	161-530	.304	.365	338-510	.663	.669	1,031	36.8	952	34.0	
1996-97	27	14-13	519	9-7	.563	689	1,507	.445	.432	160-437	.366	.322	372-571	.651	.640	1,016	37.6	931	34.5	
1995-96	33	24-9	727	14-2	.875	890	1,908	.466	.419	153-483	.317	.334	505-777	.650	.667	1,328	40.2	1,055	32.0	
1994-95	30	16-14	533	3-9	.250	785	1,692	.464	.446	170-474	.359	.320	358-624	.574	.658	1,133	37.8	1,026	34.2	
1993-94	27	14-13	519	5-7	.417	757	1,656	.457	.430	187-535	.350	.375	402-613	.656	.714	1,101	40.8	1,002	37.1	
1992-93	30	20-10	667	7-5	.583	910	1,926	.472	.422	219-581	.377	.368	340-548	.620	.660	1,192	39.7	1,122	37.4	
1991-92	29	14-15	483	5-7	.417	813	1,723	.472	.446	160-417	.384	.345	385-603	.638	.656	1,055	36.4	1,102	38.0	
1990-91	31	14-17	452	7-7	.500	902	1,935	.466	.439	152-419	.363	.351	410-654	.627	.666	1,223	39.5	1,231	39.7	
1989-90	28	11-17	393	5-9	.357	730	1,644	.444	.459	120-372	.323	.333	281-426	.660	.704	954	34.1	983	35.1	
1988-89	28	13-15	464	9-5	.643	867	1,923	.451	.476	112-314	.357	.354	369-554	.666	.720	1,120	40.0	1,028	36.7	
1987-88	35	23-12	657	10-4	.714	1,047	2,215	.473	.479	116-343	.338	.337	563-776	.726	.704	1,354	38.7	1,087	31.1	
1986-87	31	17-14	548	7-7	.500	825	1,850	.446	.466	90-250	.360	.343	456-679	.672	.683	1,107	35.7	1,021	32.9	
1985-86	28	12-16	429	6-8	.429	724	1,641	.441	.468	363-504	.720	.665	363-504	.720	.665	965	34.5	881	31.5	
1984-85	32	26-6	813	12-2	.857	901	1,736	.519	.441	511-702	.728	.654	511-702	.728	.654	1,053	32.9	1,027	32.1	
1983-84	30	23-7	767	11-3	.786	764	1,507	.507	.462	421-599	.703	.703	421-599	.703	.703	938	31.2	796	26.5	
1982-83	31	24-7	774	12-2	.857	810	1,578	.513	.461	497-673	.738	.709	497-673	.738	.709	986	31.8	894	28.8	
1981-82	28	17-11	607	7-3	.700	752	1,495	.503	.456	380-535	.710	.719	380-535	.710	.719	928	33.1	831	29.7	
1980-81	29	24-5	828	9-3	.750	793	1,563	.507	.457	411-576	.714	.685	411-576	.714	.685	1,014	35.0	843	29.1	
1979-80	30	18-12	600	8-6	.576	887	1,788	.496	.474	498-696	.716	.674	498-696	.716	.674	1,124	35.5	1,006	33.5	
1978-79	25	20-5	800	8-6	.576	755	1,449	.521	.434	409-600	.682	.704	409-600	.682	.704	949	38.0	840	33.6	
1977-78	29	24-5	828	8-6	.576	843	1,679	.496	.436	513-766	.670	.665	513-766	.670	.665	1,120	38.6	1,036	35.7	
1976-77	26	13-13	500	7-9	.467	798	1,608	.496	.429	289-447	.647	.679	289-447	.647	.679	989	38.0	1,028	39.5	
1975-76	25	16-9	640	8-6	.576	898	1,924	.467	.456	341-518	.658	.693	341-518	.658	.693	1,136	45.4	1,034	41.4	
1974-75	25	17-8	680	9-3	.750	923	1,945	.475	.458	367-559	.656	.629	367-559	.656	.629	1,211	48.4	1,056	42.2	
1973-74	24	17-7	708	8-6	.576	979	2,044	.479	.423	308-442	.697	.681	308-442	.697	.681	1,148	47.8	866	36.0	
1972-73	20	15-5	750	7-7	.500	722	1,441	.501	.408	354-525	.674	.658	354-525	.674	.658	956	47.5	846	42.3	
1971-72	19	15-4	789	9-3	.750	948	2,081	.455		353-575	.614		353-575	.614		1,255	50.2	786	41.4	
1970-71	24	15-9	625	13-10	.565															
1969-70	23	13-10	565																	
1968-69	23	12-11	522																	

YEAR-BY-YEAR STATISTICS

Season	PF-Dq.	Asst.	Avg.	Opp. Avg.	TO	Opp. TO	BLK	Opp. BLK	ST	Opp. ST	Points	Opp. Points	Average	Opp. Average	Score Margin	Rebound Margin
2024-25	632-11	524	15.0	10.0	394	481	190	83	282	229	2,693	2,201	76.9	62.9	+14.1	+4.7
2023-24	625-5	514	13.5	11.3	461	423	167	86	244	269	2,697	2,534	71.0	66.7	+4.3	+2.1
2022-23	575-11	456	13.0	11.6	468	572	160	124	311	229	2,480	2,202	70.9	62.9	+8.0	+0.1
2021-22	599-15	446	13.9	11.4	483	544	162	85	294	250	2,146	1,997	67.1	62.4	+4.7	-1.9
2020-21	485-2	347	13.3	11.6	380	436	140	81	240	168	1,864	1,694	71.7	65.2	+6.5	-0.6
2019-20	569-12	409	13.2	11.9	384	527	134	98	278	206	2,193	2,020	70.7	65.2	+5.5	-2.7
2018-19	650-3	450	13.6	10.9	458	535	148	87	263	212	2,344	2,044	71.0	61.9	+9.1	+1.0
2017-18	561-5	510	15.5	14.2	446	425	93	87	210	230	2,507	2,470	76.0	74.8	+1.2	+1.5
2016-17	730-17	525	15.0	10.6	435	514	138	129	263	192	2,616	2,343	74.7	66.9	+7.8	+2.6
2015-16	706-14	517	14.4	12.8	414	543	135	146	309	204	2,781	2,440	77.2	67.8	+9.5	+2.9
2014-15	672-0	456	12.7	13.0	383	577	153	124	342	210	2,609	2,368	72.5	65.8	+6.7	-1.2
2013-14	687-6	459	13.1	11.2	428	638	150	145	391	207	2,624	2,282	75.0	65.2	+9.8	+0.9
2012-13	708-3	521	14.5	11.5	420	709	109	126	422	214	2,770	2,323	76.9	64.5	+12.4	-0.2
2011-12	645-7	433	12.0	10.0	411	644	132	147	381	210	2,448	2,154	68.0	59.8	+8.2	-1.7
2010-11	735-9	583	14.6	13.0	452	584	140	150	328	234	2,864	2,673	71.6	66.8	+4.8	-4.1
2009-10	626-6	536	14.9	12.8	443	517	148	120	313	250	2,737	2,392	76.0	66.4	+9.6	+2.2
2008-09	654-17	469	13.8	11.4	431	494	155	86	257	190	2,440	2,156	71.8	63.4	+8.4	-0.6
2007-08	594-10	402	12.6	10.8	429	479	170	102	253	194	2,157	1,881	67.4	58.8	+8.6	+2.0
2006-07	643-6	475	13.6	11.5	394	575	106	116	268	182	2,626	2,298	75.0	65.7	+9.3	+1.2
2005-06	496-6	356	12.3	10.8	362	456	82	70	237	185	1,964	1,811	67.7	62.4	+5.3	-1.8
2004-05	641-16	422	13.2	12.0	411	463	132	57	223	208	2,240	2,127	70.0	66.5	+3.5	-1.3
2003-04	549-12	407	13.1	12.3	510	443	120	66	209	240	2,202	1,986	71.0	64.1	+6.9	+4.5
2002-03	529-8	341	12.2	11.3	391	400	142	86	176	183	2,073	1,903	74.0	68.0	+6.0	+0.4
2001-02	614-15	391	12.2	12.8	490	443	176	84	190	253	2,326	2,193	72.7	68.5	+4.2	-1.2
2000-01	604-24	382	12.7	12.6	436	413	134	98	191	185	2,192	2,165	73.1	72.2	+0.9	-0.3
1999-00	527-10	369	13.2	15.9	485	474	151	106	220	248	1,957	2,043	69.9	73.0	-3.1	+0.4
1998-99	561-9	408	13.2	15.4	497	499	133	111	231	250	2,221	2,214	71.6	71.4	+0.2	+1.4
1997-98	470-12	374	13.4	13.9	453	380	103	94	184	231	1,787	1,879	63.8	67.1	-3.3	+2.8
1996-97	463-8	434	16.1	12.7	402	350	91	79	186	189	1,910	1,852	70.7	68.6	+2.1	+3.1
1995-96	553-7	513	15.5	12.6	557	529	129	106	246	265	2,438	2,190	73.9	66.4	+7.5	+8.2
1994-95	553-6	475	15.8	13.4	561	483	115	102	244	265	2,098	2,077	69.9	69.2	+0.7	+3.6
1993-94	514-14	448	16.6	14.9	474	381	107	89	199	188	2,103	2,070	77.9	76.7	+1.2	+3.7
1992-93	563-9	567	18.9	14.0	452	489	124	71	251	210	2,379	2,154	79.3	71.8	+7.3	+2.3
1991-92	483-8	444	15.3	14.3	460	436	115	70	193	218	2,171	2,182	74.9	75.2	-0.3	-1.6
1990-91	585-10	520	16.8	16.4	582	502	140	79	215	283	2,366	2,438	76.3	78.5	-2.3	-0.2
1989-90	444-7	415	14.8	15.8			62	67	190	182	1,861	1,939	66.5	69.3	-2.8	-1.0
1988-89	594-24	371	13.3	14.4			110	86	234	156	2,215	2,208	79.1	78.9	+0.2	+3.3
1987-88	750-27	461	13.2	14.2			85	88	246	245	2,773	2,591	79.2	74.0	+5.2	+7.6
1986-87	722-21	386	12.5	12.8			71	94	244	204	2,196	2,161	70.8	69.7	+1.1	+2.8
1985-86	556-28	341	12.2	13.0	410	413	79	80	183	188	1,811	1,806	64.7	64.5	+0.2	+3.0
1984-85	611-14	442	13.8	11.5	407	466	60	95	226	182	2,313	2,005	72.3	62.7	+9.6	+0.8
1983-84	478-13	448	14.9	12.3	373	402	69	92	193	150	1,949	1,690	65.0	56.3	+8.7	+4.7
1982-83	517-12	411	13.3	11.8	425	413	60	82	210	172	2,165	1,988	69.8	64.1	+5.7	+3.0
1981-82	545-23	378	13.5	12.3	409	384	64	68	149	167	1,884	1,759	67.3	62.8	+4.5	+3.4
1980-81	459-8	471	16.2	13.1	357	351	86	83	139	156	1,997	1,792	68.9	61.8	+7.1	+5.9
1979-80	648-22	427	14.2	11.7	456	421	62	82	156	174	2,272	2,156	75.7	71.9	+3.8	+2.0
1978-79	413-15	413	16.5	10.4	396	375	184	50	176	165	1,919	1,666	78.8	66.6	+12.2	+4.4
1977-78	535-19	355	12.2	9.3	510	517	171	105	217	182	2,199	1,937	75.8	66.8	+9.0	+2.9
1976-77	488-25	326	12.5	9.4	460	423	158	64	163	171	1,885	1,838	72.5	70.7	+1.8	-1.5
1975-76	548-22	305	12.2	9.9	451	578					2,137	1,912	85.5	76.5	+9.0	+4.0
1974-75	549-16										2,213	1,927	88.5	77.1	+11.4	+6.2
1973-74	484-16	528	22.0	13.8	447	545					2,266	1,875	94.4	78.1	+16.3	+11.8
1972-73		359	18.0	13.9	372	396					1,653	1,483	82.7	74.2	+8.5	+5.2
1971-72		444	23.4	14.3							1,798	1,501	94.6	79.0	+15.6	+3.3
1970-71	402	428	17.1								2,261	2,001	90.4	80.0	+10.4	
1969-70																
1968-69																

VCU AND THE TOP 25

VCU vs. the Associated Press Top 25

VCU is 17-54 all-time against the Associated Press Top 25, including 6-3 at the Stuart C. Siegel Center (Siegel Center games in **BOLD CAPS**).

Date	Opponent	AP Rank	W/L	Score
*3/20/25	vs. BYU	17	L	71-80
3/8/24	at Dayton	25	L	86-91 ot
2/9/24	DAYTON	18	W	49-47
*3/17/23	vs. Saint Mary's (Calif.)	19	L	51-63
1/26/22	at Davidson	25	W	70-68
11/26/21	vs. UConn	22	L	63-70 ot
11/25/21	vs. Baylor	6	L	61-69
11/26/20	vs. West Virginia	15	L	66-78
2/18/20	DAYTON	5	L	61-66
1/14/20	at Dayton	13	L	65-79
11/30/19	vs. Tennessee	17	L	69-72
11/13/19	LSU	23	W	84-82
12/9/18	at Virginia	4	L	49-57
3/9/18	vs. Rhode Island	25	L	67-76
2/2/18	RHODE ISLAND	22	L	68-81
12/9/17	at Seton Hall	19	L	67-90
*3/16/17	vs. St. Mary's (Calif.)	22	L	77-85
11/23/16	vs. Baylor	20	L	63-71
*3/20/16	vs. Oklahoma	7	L	81-85
11/20/15	vs. Duke	5	L	71-79
3/14/15	vs. Davidson	24	W	93-73
12/13/14	NORTHERN IOWA	23	W	93-87 ot
12/6/14	VIRGINIA	7	L	57-74
11/24/14	vs. Villanova	12	L	53-77
3/1/14	SAINT LOUIS	10	W	67-56
2/15/14	at Saint Louis	12	L	62-64
11/12/13	at Virginia	25	W	59-56
*3/23/13	vs. Michigan	10	L	53-78
3/17/13	vs. Saint Louis	16	L	56-62
3/2/13	BUTLER	20	W	84-52
11/24/12	vs. Missouri	13	L	65-68
11/23/12	vs. Duke	5	L	58-67
11/22/12	vs. Memphis	19	W	78-65
*3/17/12	vs. Indiana	16	L	61-63
*3/15/12	vs. Wichita State	18	W	62-59
11/27/12	at Alabama	13	L	64-72
*3/27/11	vs. Kansas	2	W	71-61
*3/20/11	vs. Purdue	13	W	94-76
11/24/10	vs. Tennessee	24	L	72-77
11/21/09	OKLAHOMA	17	W	82-69
*3/19/09	vs. UCLA	18	L	64-65
12/20/08	vs. Oklahoma	5	L	70-81
11/18/07	vs. Arkansas	18	L	60-70
*3/17/07	vs. Pitt	12	L	79-84 ot
11/18/04	at Wake Forest	2	L	67-81
*3/18/04	vs. Wake Forest	17	L	78-79
12/29/03	at Georgia Tech	3	L	65-86
12/21/96	vs. Alabama	20	L	69-72
*3/14/96	vs. Mississippi State	19	L	51-58
12/21/95	at Virginia	23	L	65-80
11/25/95	vs. Louisville	13	L	74-83
1/29/94	LOUISVILLE	12	L	74-94
1/8/94	at Louisville	11	W	93-89 ot
3/14/93	at Louisville	16	L	78-90
1/23/93	LONG BEACH STATE	25	W	95-61
12/5/92	at Syracuse	17	L	81-94
2/8/92	at Tulane	14	L	85-87 ot
12/8/90	at Oklahoma	16	L	105-141
12/1/89	at Syracuse	1	L	73-100
2/23/85	at Memphis	4	L	73-81
2/13/85	UAB	19	W	67-53
12/29/84	VIRGINIA TECH	16	W	69-65
12/1/84	at Louisville	6	L	55-67
*3/18/84	vs. Syracuse	18	L	63-78
*3/19/83	vs. Georgia	18	L	54-56
11/27/82	at Virginia	1	L	63-69
*3/15/81	vs. Tennessee	15	L	56-58
11/29/80	at Virginia	8	L	62-77
+3/9/78	vs. Detroit	18	L	86-94
12/10/70	at Western Kentucky	13	L	71-96

* - NCAA Tournament Game / + - NIT Game

Home: 9-4 (6-3 Siegel Center) • Away: 3-19 • Neutral: 5-31
vs. AP Top 10: 2-15

VCU in the Polls

Associated Press

1983-84

Nov. 29: 20th

1984-85

Jan. 1: 20th

Jan. 8: 18th

Jan. 15: 16th

Jan. 22: 19th

Jan. 29: 17th

Feb. 26: 17th

March 5: 12th

March 12 (Final): 11th

2012-13

Jan. 14: 22nd

Jan. 21: 19th

Feb. 18: 24th

Mar. 4th: 21st

Mar. 11th (Final): 25th

2013-14

Preseason: 14th

Nov. 12: 14th

Nov. 19: 10th

Mar. 10: 23rd

Mar. 17 (Final): 24th

2014-15

Preseason: 15th

Nov. 17: 15th

Nov. 24: 14th

Jan. 5: 20th

Jan. 12: 17th

Jan. 19: 16th

Jan. 26: 14th

Feb. 2: 18th

Feb. 9: 20th

Feb. 16: 25th

Feb. 23: 22nd

Mar. 16: 25th

2019-20

Preseason: 25th

Nov. 18: 21st

Nov. 25: 20th

USA Today/Coaches

2010-11

Apr. 5 (Final): 6th

2012-13

Jan. 7: 24th

Jan. 14: 19th

Jan. 21: 16th

Feb. 18: 24th

Feb. 25: 25th

Mar. 4: 19th

March 11: 22nd

March 18: 23rd

April 8 (Final): 23rd

2013-14

Preseason: 15th

Nov. 12: 14th

Nov. 19: 10th

Nov. 26: 24th

March 10: 25th

March 17: 25th.

2014-15

Preseason: 16th

Nov. 17: 15th

Nov. 24: 14th

Jan. 5: 21st

Jan. 12: 17th

Jan. 19: 16th

Jan. 26: 15th

Feb. 2: 18th

Feb. 9: 22nd

Feb. 23: 24th

2019-20

Nov. 18: 19th

Nov. 25: 19th

2024-25

March 2: 25th

HONORS AND AWARDS

Sun Belt Conference

Player of the Year

1982-83 Calvin Duncan (Co-POY)

Freshman of the Year

1990-91 Kendrick Warren

Coach of the Year

1982-83 J.D. Barnett

1983-84 J.D. Barnett

First Team


1979-80 Monty Knight
 1980-81 Kenny Stancell
 1981-82 Kenny Stancell
 1982-83 Calvin Duncan
 1983-84 Calvin Duncan
 1984-85 Rolando Lamb
 1985-86 Nicky Jones
 1987-88 Phil Stinnie
 1988-89 Chris Cheeks
 1990-91 Kendrick Warren

Second Team


1980-81 Greg McCray
 Danny Kottak
 Edmund Sherod
 1981-82 Monty Knight
 1982-83 Fred Brown
 1983-84 Michael Brown
 Mike Schlegel
 1984-85 Mike Schlegel
 Calvin Duncan
 1985-86 Michael Brown
 1986-87 Phil Stinnie
 1987-88 Chris Cheeks

All-Tournament Team

1980 Danny Kottak
 1981 Kenny Stancell
 1982 Monty Knight
 1983 Calvin Duncan
 1984 Calvin Duncan
 1985 Michael Brown
 Mike Schlegel
 Calvin Duncan
 1988 Phil Stinnie



► Calvin Duncan



► Kendrick Warren

Chris Cheeks

All-Academic Team

1989-90 Scott Weinstein
 1990-91 Scott Weinstein

Sun Belt Tournament MVP

1981 Kenny Stancell
 1985 Mike Schlegel

Metro Conference

Coach of the Year

1992-93 Sonny Smith

First Team

1991-92 Kendrick Warren
 1992-93 Kendrick Warren
 1993-94 Kendrick Warren

Second Team

1992-93 Sherron Mills
 Kenny Harris
 1993-94 Kenny Harris

All-Tournament Team

1992 Kendrick Warren
 1993 Kenny Harris
 Tyron McCoy

Colonial Athletic Association

Player of the Year

1995-96 Bernard Hopkins
 2003-04 Domonic Jones
 2007-08 Eric Maynor
 2008-09 Eric Maynor

Defensive Player of the Year

2008-09 Larry Sanders
 2009-10 Larry Sanders

Coach of the Year

1995-96 Sonny Smith
 2006-07 Anthony Grant

First Team

1995-96 Bernard Hopkins
 1996-97 Patrick Lee
 2000-01 Bo Jones

2001-02 Domonic Jones
 2002-03 Willie Taylor
 2003-04 Domonic Jones
 2004-05 Nick George
 2005-06 Nick George
 2006-07 Eric Maynor
 2007-08 Eric Maynor
 Jamal Shuler
 2008-09 Eric Maynor
 2009-10 Larry Sanders
 2011-12 Bradford Burgess

Second Team

1995-96 Sherman Hamilton
 1998-99 Bo Jones
 1999-00 Bo Jones
 2001-02 Willie Taylor
 2003-04 Troy Godwin
 2004-05 Michael Doles
 2006-07 B.A. Walker
 2008-09 Larry Sanders
 2009-10 Joey Rodriguez
 2010-11 Jamie Skeen

Third Team

2006-07 Jesse Pellot-Rosa
 2010-11 Joey Rodriguez
 2011-12 Juvonte Reddic
 Darius Theus

All-Tournament Team

1996 Ben Peabody
 1999 LaMar Taylor
 2002 Domonic Jones
 L.F. Likcholitov
 2003 Willie Taylor
 2004 Domonic Jones
 Troy Godwin
 Nick George
 Nick George
 2005 Jesse Pellot-Rosa
 2007 Michael Anderson
 Eric Maynor
 Jesse Pellot-Rosa
 2008 Eric Maynor
 2009 Eric Maynor
 Larry Sanders
 2010 Joey Rodriguez

HONORS AND AWARDS



► Mike Schlegel



► Jamie Skeen

- 2011 Bradford Burgess
Jamie Skeen
- 2012 Rob Brandengerg
Bradford Burgess
Darius Theus

All-Academic Team

- 1997-98 Patrick Kodjoe
- 2002-03 Emmanuel Mathis
- 2006-07 Calvin Roland (First Team)
- 2007-08 Eric Maynor (Second Team)

Rookie of the Year

- 2002-03 Nick George

All-Rookie Team

- 1997-98 LaMar Taylor
- 2000-01 Domic Jones
Johnnie Story
- 2002-03 Nick George
- 2006-07 T.J. Gwynn
- 2007-08 Larry Sanders
- 2008-09 Bradford Burgess

All-Defensive Team

- 2000-01 L.F. Likcholitov
- 2001-02 L.F. Likcholitov
- 2002-03 Antoine Willie
- 2007-08 Larry Sanders
Jamal Shuler
- 2008-09 Larry Sanders
- 2009-10 Larry Sanders
- 2011-12 Briante Weber

CAA Tournament MVP

- 1996 Bernard Hopkins
- 2004 Domic Jones
- 2008 Eric Maynor
- 2009 Eric Maynor
- 2012 Darius Theus

Atlantic 10 Conference Player of the Year

- 2020-21 Nah'Shon "Bones" Hyland
- 2022-23 Adrian "Ace" Baldwin Jr.
- 2024-25 Max Shulga

Defensive Player of the Year

- 2012-13 Briante Weber
- 2013-14 Briante Weber
- 2014-15 Briante Weber
- 2022-23 Adrian "Ace" Baldwin Jr.

Sixth Man of the Year

- 2013-14 Melvin Johnson
- 2024-25 Zeb Jackson

Coach of the Year

- 2018-19 Mike Rhoades

First Team

- 2013-14 Treveon Graham
- 2014-15 Treveon Graham
- 2015-16 Melvin Johnson
- 2016-17 JeQuan Lewis
- 2017-18 Justin Tillman
- 2018-19 Marcus Evans
- 2020-21 Nah'Shon "Bones" Hyland
- 2021-22 Vince Williams Jr.
- 2022-23 Adrian "Ace" Baldwin Jr.
- 2023-24 Max Shulga
- 2024-25 Max Shulga

Second Team

- 2013-14 Juvonte Reddic
- 2021-22 Adrian "Ace" Baldwin Jr.
- 2024-25 Joe Bamisile

Third Team

- 2015-16 Mo Alie-Cox
- 2016-17 Justin Tillman
- 2018-19 De'Riante Jenkins
- 2020-21 Vince Williams Jr.
- 2022-23 Brandon Johns Jr.
Jalen DeLoach

A-10 All-Tournament Team

- 2013 Javonte Reddic
- 2014 Rob Brandenburg
Treveon Graham
Briante Weber
- 2015 Mo Alie-Cox
Briante Weber
Treveon Graham
- 2016 Korey Billbury
- 2017 JeQuan Lewis

- 2018 Justin Tillman
- 2019 Marcus Santos-Silva
- 2021 Nah'Shon "Bones" Hyland
- 2023 Adrian "Ace" Baldwin Jr.
Jamir Watkins
- 2024 Max Shulga
Joe Bamisile
- 2025 Max Shulga
Jack Clark

All-Academic Team

- 2014-15 Mo Alie-Cox
- 2015-16 Mo Alie-Cox
- 2018-19 Marcus Evans
- 2019-20 Marcus Santos-Silva
- 2024-25 Joe Bamisile

All- Defensive Team

- 2012-13 Briante Weber
Darius Theus
- 2013-14 Briante Weber
- 2014-15 Mo Alie-Cox
Briante Weber
- 2015-16 Mo Alie-Cox
- 2016-17 Mo Alie-Cox
- 2020-21 Hason Ward
- 2022-23 Adrian "Ace" Baldwin Jr.
- 2024-25 Luke Bamgboye

All-Rookie Team

- 2012-13 Melvin Johnson
- 2019-20 Nah'Shon "Bones" Hyland
- 2020-21 Adrian "Ace" Baldwin
- 2021-22 Jayden Nunn
- 2024-25 Luke Bamgboye

Atlantic 10 Tournament MVP

- 2015 Treveon Graham
- 2025 Jack Clark

NCAA Tournament All-Tournament

- 2010-11 Jamie Skeen

All-Region

- 2010-11 Jamie Skeen (MVP)
Bradford Burgess

ALL-TIME NUMERIC ROSTER

0 or 00

George Byrd (1996-97)
James Eversley (2007)
Jay Gavin (2010)
De'Riante Jenkins (2017-20)
Brandon Jennings (2025)
Jarius Lyles (2014)
Johnnie Story (2001)
Jamir Watkins (2021-22-23)

1

Mark Adams (2002-03)
Adrian "Ace" Baldwin (2021-22-23)
Renardo Dixon (2005)
Bo Jones (2000-01)
JeQuan Lewis (2014-15-16-17)
Jason Nelson (2024)
Phillip Russell (2025)
Larry Sanders (2008-09-10)
Mike'L Simms (2018-20)

2

Mikeal Brown-Jones (2021-22)
Michael Doles (2003-04-05)
Samir Doughty (2017)
Marcus Evans (2019-20)
Wil Fameni (2007-08)
Josh Graham (2000)
Issiah Grayson (2010)
Zeb Jackson (2023-24-25)
Matt Treadwell (2001-02)
Briante Weber (2012-13-14-15)

3

Yonnas Banteamlak (2002-03)
Henry Callins (1992)
Ivan Chappell (1996)
Keith Davis (1994-95)
Alvin Hicks (1987)
Nicky Jones (1984-85-86)
Eric Maynor (2006-07-08-09)
Robert Shelton (1996-97)
LaMar Taylor (1998-99-00-01)

4

Michael Anderson (2005-06)
Jack Clark (2025)
Jalen DeLoach (2022-23)
Corey Douglas Jr. (2019-20)
Terence Gibson (1993-94)
Troy Godwin (2004)
Elander Lewis (1990-91)
Shannon Martin (1999)
Terrance Saintil (2009-10)
Terrance Shannon (2014)
Gerard Smith (2008)
John Smith (1995-96)
Willie Taylor (2001-02-03)
Justin Tillman (2015-16-17-18)
Roosevelt Wheeler (2024)

5

Alphonzo "Fats" Billups III (2023-24-25)
Doug Brooks (2014-15-16-17)
Julian Capel (2004-05-06)
John Cerqueira (1994)
Calvin Duncan (1982-83-84-85)
Josh Graham (2001-02)
Roderick Griggs (1997)
Bernard Hopkins (1995-96)
Nah'Shon "Bones" Hyland (2020-21)
Bo Jones (1999)
Derrick McGhee (1986)
Sean Mobley (2018-19)

Teddy Okereafor (2012-13)
Juvonte Reddic (2011)
Brandon Rozell (2008-09)
Derek Thompkins (1989-90-91)
Marcus Tsohonis (2022)

6

Terrence Hill Jr. (2025)

7

Sean Bairstow (2024)
Obinnaya Okafor (2025)

8

Michael Belle (2024-25)

9

Luke Bamgboye (2025)

10

Bruce Allen (1984-85-86-87)
Mylo Brooks (1997-98)
David Chaney (1994-95)
Matt Coward (2007)
Tony DiMaria (1975-76-77-78)
Dave Edwards (1971-72-73-74)
Domonic Jones (2001-02-03-04)
L.J. Kilby (1970)
Monty Knight (1979-80-81-82)
Toibu "Tobi" Lawal (2023-24)
Ben Rand (2000)
Gerard Smith (2009)
Darius Theus (2010-11-12-13)
Scott Weinstein (1989-90-91)
Jonathon Williams (2015-16-17-18)
Vince Williams Jr. (2019-20-21-22)

11

Eric Atkins (1991-92)
Tim Binns (1975-76-77-78)
Rob Brandenburg (2012-13-14)
KeShawn Curry (2019-20-21-22)
Stanley Davis (1981-82-83-84)
Christian Fermin (2023)
Michael Gilmore (2015-16)
Mike Hargett (1993)
A.B. Lehmann (2004)
Derrick McGhee (1987-88-89)
Konstantin Nesterov (2001)
Kirill Pishchalnikov (2008-09-10)
Max Shulga (2024-25)
Matt Treadwell (2000)
Issac Vann (2018)

12

Jimmy "Tre" Clark III (2020)
Mo Alie-Cox (2014-15-16-17)
Adrian Anderson (1973-74)
Ram Fishburne (1989)
Kenny Harris (1993-94)
Dave Hobbs (1970-71)
Tony Holloway (1976)
Rod Ladd (1991-92)
Colin Long (1995)
Kevin Miles (1997)
Konstantin Nesterov (2002)
Chip Noe (1977-78)
Dylan Sheehy-Guiseppi (2018-19)
Alexander Shtam (1999-01)
Pete Strayhorn (1987)
Joey Rodriguez (2008-09-10-11)
Chris Wood (1996)

13

Malik Crowfield (2017-18-19-20)
Corey Douglas Jr. (2021)
Patrick Kodjoe (1998-99-00)
Kuany Kuany (2024)
Tryrian Ridges (1996)
Alexander Shtam (2002-03)

14

Torey Burston (2014-15-16-17)
Crip Chandler (1977)
Dewayne Garner (1990-91)
Keith Highsmith (1975-76)
Leslie Moore (1970)
Connor Odom (2024)
Howie Robertson (1971-72-73-74)
Marcus Santos-Silva (2018-19-20)
Charlie White (1971)

15

Michael Anderson (2007-08)
Fred Brown (1982-83)
John Crittenden (1979)
Robert Dickerson (1984-85)
Marquell Fraser (2017)
Lewis Hackett (1981)
Arnold Henderson VI (2020-21-22-23)
Gerald Henderson (1975)
Xavier Jackson (2018-19)
Scott Lilly (1998-99-00-01)
Ben Peabody (1995-96)
Juvonte Reddic (2012-13-14)
Bruce Robinson (1986)
Rhea Saltz (1974-76)
Jamal Shuler (2005)
Orlando Stewart (1988-89)

17

Martin Carrere (2025)

20

Brian Bender (1986-87)
Greg Bostian (1995)
Mike Brown (1988-89)
Bradford Burgess (2009-10-11-12)
Jordan Burgess (2014-15-16-17)
Tim Harris (1993-94)
Jeff Hudgins (1973-74-75)
Rolando Lamb (1982-83-84-85)
Pat Mancuso (1992)
Scott Moore (1999)
Donnie Ross (1968-69-70)
Barry Sudduth (1969-70, 1972)
B.A. Walker (2004-05-06-07)
Hason Ward (2020-21-22)

21

Andy Black (1985-86-87)
Chris Brower (1990-91-92-93)
Josh Clark (2002)
Randy Corker (1982-83)
Christian Fermin (2024-24)
Nick George (2003-04-05-06)
Traveon Graham (2012-13-14-15)
Sherman Hamilton (1995-96-97)
Danny Kottak (1978-79-80-81)
Jarren McAllister (2020-21-22-23)
Frank Ndongo (2007-08)
Reggie Okosa (1999-00)
Jamie Skeen (2010-11)

22

Torrance Archie (1997-98)
Joe Bamisile (2024-25)
Fred Bates (1980)

ALL-TIME NUMERIC ROSTER

Michael Brown (1983-84-85-86)
 Tim Carr (1982)
 Lewis Djonkam (2018)
 Michael Gilmore (2019)
 Gerald Henderson (1976-77-78)
 Richard Jones (1972-73-74-75)
 Khris Lane (2018)
 Terry Larrier (2015)
 L.F. Likcholitov (1999-00)
 Tyron McCoy (1992-93-94-95)
 Thomas Meredith (1991)
 Dain Price (1979)
 Howie Robertson (1971)
 Gerron Scissum (2016)
 Horace Scruggs (1989)

23

William Bell (1977)
 Rob Brandenburg (2011)
 Penny Elliott (1978-79-80)
 Jarred Guest (2012-13-14-15)
 Ahmed Hamdy (2016-17)
 Lance Kearse (2008-09)
 Jayden Nunn (2022-23)
 Teron Payton (2003)
 Jesse Pellot-Rosa (2004-05-06-07)
 George "Tic" Price (1975-76)
 Issac Vann (2019-20)
 Kendrick Warren (1991-92-93-94)

24

Korey Billbury (2016)
 P.J. Byrd (2019)
 Reggie Cain (1971-72-73)
 Nick Kern Jr. (2022-23)
 Keith Lawson (1969-70)
 Heath Houston (2012)
 Darrell Reid (1985-86-87-88)
 Jamal Schuler (2007-08)
 Edd Tatum (1974)
 Kareem Washington (1992-93-94)
 Carl Weldon (1990-91-92)
 Antoine Willie (2002)

25

Will Dickerson (1995)
 Don Franco (1984-85-86)
 Alexander Harper (2004-05-06)
 Hunter Hoggatt (1998-00)
 Marc Jackson (1994)
 Tyler Maye (2018)
 Reco McCarter (2012)
 Alvin Mobley (1993)
 Edmund Sherod (1978-79-80-81)
 Antravious Simmons (2015)

30

Norman Barnes (1976)
 Wes Carmack (1977-78)
 Troy Daniels (2010-11-12-13)
 Jesse Dark (1971-72-73-74)
 Melvin Drake (1997-98)
 William Feazell (1986-87)
 Reed Garrett (1970)
 Brandon Johns Jr. (2023)
 Emanuel Mathis (2002-03)
 Gary McIntosh (1983)
 Jason Park (1999)
 Calvin Roland (2005-07)
 Kenny Stancell (1979-80-81-82)
 Jim Trusty (1977)
 Neil Wake (1984-85)
 Vince Wilson (1988-89)

31

Eric Alford (1988-89-90)
 Eric Davis (2006)
 Justin Tuoyo (2013)
 Toby Veal (2011)
 Lorenza Watson (1976-77-78-79)

32

Charles Booker (1970-71)
 Bernard Boyd (1974)
 Myk Brown (2008)
 George Byrd (1993-94)
 Morris Fultz (1974, 1976)
 Drew Johnson (2004)
 Melvin Johnson (2013-14-15-16)
 Marcus Reed (1996-97)
 Brandon Rozzell (2010-11)
 Jamal Schuler (2006)
 John Thompson (1987-88)
 Brian Whitley (1990-91)
 Bill Zepplin (1973-74)

33

Josh Banks (2021-22-23)
 Lou Bryant (1988-89)
 Mark Dowden (1980)
 Daniel Faison (1981)
 Don Franco (1987)
 Troy Godwin (2003)
 Andy Gray (1977-78)
 D.J. Haley (2011-12-13)
 Patrick Lee (1996-97)
 Denis Orlov (2002)
 Bob Osbourne (1993-94)
 Garland Ragler (1999)
 Katara Reliford (1990)

34

Lionel Bacon (1987-88-89-90)
 Yann Bonato (1991)
 David Hinton (2010-11-12-13)
 Cornell Jones (1971)
 Jimmy Jones (1972-73-74-75)
 Simon Moore (1997-98)
 Obinnaya "Obi" Okafor (2023-24)
 Derrick Reid (2002-03-04-05)
 Levi Stockard III (2021-22)
 Marlow Talley (1995-96)

35

Derek Borden (1989-90)
 Major Carmon (1998)
 Tony Ellis (1975-76)
 Joe Martin (1995-96)
 Brendan Medley-Bacon (2021)
 Jon Pickus (1976-77)
 Jordan Riullano (2016)
 David Shriver (2023)
 Phil Stinnie (1985-86-87-88)

40

Emerson Burk (2014)
 Sam Faulk (2005-06-07)
 Cornell Jones (1974)
 Sherron Mills (1992-93)
 Kevin Moore (2003-04)
 Bruce Pettway (1985-86-87-88)
 Charles Wilkins (1969-70-71)

41

Antoine Ford (1989)
 Don Jones (1981-82)

Greg McCray (1979)
 Alvin Robinson (1984-85-86-87)
 Craig Uhle (1990-91)

42

T.J. Gwynn (2007-08-09-10)
 Bernard Harris (1972-73-74)
 Eugene Kissourine (1993)
 L.F. Likcholitov (2001-02)
 Randy Mills (1997-98)
 Odell Pack (1970-71)
 Marios Voulgaridis (1995)
 Antoine Willie (2003)

43

Scott Marston (1996-1997)
 Mike Schlegel (1982-83-84-85)

44

James Barnes (1993)
 Shawn Hampton (1999-00)
 Diedrik Hofstede (1995)
 Mike Holmes (1971)
 Pat Holmes (1976)
 Denis Orlov (2001)
 Bobby Reddish (1990-91)
 Greg Shropshire (1980-81-82-83)

45

Rodney Ashby (1992-93-94)
 Chris Cheeks (1988-89)
 Nathan Eley (1981)
 Willie Jennings (1986)
 Antonio Lappégard (2000)
 Tom Murrey (1978)
 David Still (1985)
 Chico Swinton (1983)

50

Charles Chambliss (1970)
 Bernard Harris (1971)
 Martin Henlan (1987-88-89-90)
 Ed Nixon (2008-09-10-11)
 Ron Payne (1978)
 Konstantin Pepeliaev (1991-92-93)
 Greg Ringo (1979-80)
 Bobby Shropshire (1981-82)
 Edd Tatum (1975-76-77)

52

Mike Fling (1968-69-70, 1972)
 Kenny Jones (1980)
 Greg McCray (1980-81)
 Greg McDougald (1971)
 Sherron Mills (1991)
 Tom Motley (1973-74-75-76)
 Ron Payne (1977)
 Bruce Pettway (1987-88)
 Jim Turns (1981)

55

Jimmy Nichols Jr. (2022)

Years are listed as the final year in each season. I.E., 2012-13 season is listed as "2013". Players who wore more than one number during their career are listed under multiple numbers.