

CAREER RECORDS

SCORING

| Rk. | Player, Years | Pts. |
|---|----------------------------|-------|
| 1. | Eric Maynor (2005-2009) | 1,953 |
| 2. | Treveon Graham (2011-15) | 1,882 |
| 3. | Kendrick Warren, (1990-94) | 1,858 |
| 4. | Charles Wilkins, (1968-71) | 1,716 |
| 5. | Bradford Burgess (2008-12) | 1,684 |
| 6. | Melvin Johnson (2012-16) | 1,657 |
| 7. | Phil Stinnie, (1984-88) | 1,645 |
| 8. | Calvin Duncan, (1981-85) | 1,630 |
| 9. | Domonic Jones, (2000-04) | 1,616 |
| 10. | Jesse Dark, (1970-74) | 1,584 |
| RPI/VCU Record: Len Creech, (64-67, 69) | | 2,019 |

SCORING AVERAGE

| Rk. | Player, Years | PPG |
|---|-----------------------------|------|
| 1. | Charles Wilkins, (1968-71) | 23.8 |
| 2. | Chris Cheeks, (1987-89) | 20.2 |
| 3. | Jesse Dark, (1970-74) | 18.0 |
| 4. | Kendrick Warren, (1990-94) | 17.5 |
| 5. | Bernard Harris, (1970-74) | 17.0 |
| 6. | Willie Taylor, (2000-03) | 15.7 |
| 7. | Bo Jones, (1998-01) | 15.2 |
| 8. | Bernard Hopkins, (1994-96) | 15.1 |
| 9. | Gerald Henderson, (1974-78) | 15.0 |
| | Eric Maynor (2005-2009) | 15.0 |
| RPI/VCU Record: Len Creech, (1964-67, 69) | | 21.9 |

FIELD GOALS

| Rk. | Player, Years | FGM |
|-----|-----------------------------|-----|
| 1. | Kendrick Warren, (1990-94) | 770 |
| 2. | Charles Wilkins, (1968-71) | 690 |
| 3. | Gerald Henderson, (1974-78) | 682 |
| 4. | Jesse Dark, (1970-74) | 678 |
| 5. | Eric Maynor (2005-2009) | 654 |
| 6. | Monty Knight, (1978-82) | 643 |
| 7. | Domonic Jones, (2000-04) | 629 |
| 8. | Treveon Graham (2011-15) | 618 |
| | Phil Stinnie, (1984-88) | 618 |
| 10. | Michael Brown, (1982-86) | 612 |

FIELD GOAL PCT. (Min. 100 Made)

| Rk. | Player, Years | FG Pct. |
|-----|-------------------------------|---------|
| 1. | Tobi Lawal (2022-24) | .646 |
| 2. | Hason Ward (2019-22) | .575 |
| 3. | Mo Alie-Cox (2013-17) | .574 |
| 4. | Justin Tillman (2014-18) | .573 |
| | Marcus Santos-Silva (2017-20) | .573 |
| 6. | Bernard Hopkins, (1994-96) | .571 |
| 7. | Jalen DeLoach (2021-23) | .569 |
| 8. | Randy Corker, (1981-83) | .561 |
| 9. | George Byrd, (1993-97) | .557 |
| 10. | Mike Schlegel, (1981-85) | .551 |

3-PT. FIELD GOALS

| Rk. | Player, Years | 3FGM |
|-----|-----------------------------|------|
| 1. | Melvin Johnson (2012-16) | 285 |
| 2. | B.A. Walker, (2003-07) | 269 |
| 3. | Troy Daniels (2009-13) | 251 |
| 4. | Bradford Burgess (2008-12) | 231 |
| 5. | Joey Rodriguez (2007-11) | 211 |
| 6. | Treveon Graham (2011-15) | 200 |
| 7. | De'Riante Jenkins (2016-20) | 196 |
| 8. | Brandon Rozzell, (2007-11) | 193 |
| 9. | JeQuan Lewis (2013-17) | 189 |
| 10. | Bo Jones, (1998-01) | 182 |

3-PT. FIELD GOAL PCT. (Min. 50 Made)

| Rk. | Player, Years | 3FG Pct. |
|-----|-----------------------------|----------|
| 1. | Alexander Harper, (2003-06) | .438 |
| 2. | Nick George, (2002-06) | .418 |
| 3. | Dewayne Garner, (1989-91) | .400 |
| 4. | Nah'Shon Hyland (2019-21) | .399 |
| | Patrick Lee, (1995-97) | .399 |
| 6. | Bradford Burgess (2008-12) | .396 |

| | | |
|-----|-------------------------|------|
| 7. | Chris Brower, (1989-93) | .394 |
| 8. | Kenny Harris, (1992-94) | .392 |
| 9. | B.A. Walker (2003-07) | .391 |
| 10. | Troy Daniels (2010-14) | .386 |

FREE THROWS

| Rk. | Player, Years | FTM |
|-----|----------------------------|-----|
| 1. | Eric Maynor (2005-2009) | 503 |
| 2. | Treveon Graham (2011-15) | 446 |
| 3. | Calvin Duncan, (1981-85) | 440 |
| 4. | Phil Stinnie, (1984-88) | 375 |
| 5. | Bradford Burgess (2008-12) | 343 |
| 6. | JeQuan Lewis (2013-17) | 341 |
| 7. | Nick George, (2002-06) | 339 |
| 8. | Charles Wilkins, (1968-71) | 336 |
| 9. | Willie Taylor, (2000-03) | 335 |
| 10. | Kendrick Warren, (1990-94) | 312 |

FREE THROW PCT. (Min. 100 Made)

| Rk. | Player, Years | FT Pct. |
|-----|---------------------------|---------|
| 1. | Nah'Shon Hyland (2019-21) | .827 |
| 2. | B.A. Walker (2003-07) | .826 |
| 3. | Bo Jones, (1999-01) | .821 |
| 4. | JeQuan Lewis (2013-17) | .820 |
| 5. | Calvin Duncan, (1981-85) | .818 |
| 6. | Zeb Jackson (2022-24) | .805 |
| 7. | Joey Rodriguez, (2007-11) | .802 |
| 8. | Nicky Jones, (1983-84/86) | .793 |
| 9. | Eric Maynor (2005-09) | .791 |
| 10. | Phil Stinnie, (1984-88) | .788 |

REBOUNDS

| Rk. | Player, Years | Rebs. |
|-----|----------------------------|-------|
| 1. | Lorenza Watson, (1975-79) | 1,143 |
| 2. | Kendrick Warren, (1990-94) | 1,049 |
| 3. | Justin Tillman (2014-18) | 922 |
| 4. | Juvonte Reddic, (2010-14) | 895 |
| 5. | Bernard Harris, (1970-74) | 839 |
| 6. | Treveon Graham (2011-15) | 803 |
| 7. | Larry Sanders (2007-10) | 776 |
| 8. | Richard Jones, (1971-75) | 755 |
| 9. | Kenny Stancell, (1978-82) | 744 |
| 10. | Mike Schlegel, (1981-85) | 743 |

REBOUND AVERAGE

| Rk. | Player, Years | RPG |
|-----|----------------------------|------|
| 1. | Charles Wilkins, (1968-71) | 13.5 |
| 2. | Lorenza Watson, (1975-79) | 11.0 |
| 3. | Bernard Harris, (1970-74) | 10.4 |
| 4. | Richard Jones, (1971-75) | 9.90 |
| 5. | Kendrick Warren, (1990-94) | 9.89 |
| 6. | Bernard Hopkins, (1994-96) | 9.3 |
| 7. | Larry Sanders (2007-10) | 7.7 |
| 8. | Troy Godwin (2002-04) | 7.6 |
| 9. | Tom Motley, (1972-76) | 7.4 |
| 10. | Tic Price, (1974-76) | 6.84 |

ASSISTS

| Rk. | Player, Years | Ast. |
|-----|---------------------------|------|
| 1. | Eric Maynor (2005-09) | 674 |
| 2. | Edmund Sherod, (1977-81) | 582 |
| 3. | Joey Rodriguez, (2007-11) | 580 |
| 4. | Rolando Lamb, (1981-85) | 550 |
| 5. | LaMar Taylor, (1997-01) | 527 |
| 6. | JeQuan Lewis (2013-17) | 505 |
| 7. | Dave Edwards, (1970-74) | 497 |
| 8. | Darius Theus (2009-13) | 462 |
| 9. | Calvin Duncan, (1981-85) | 434 |
| 10. | Ace Baldwin Jr. (2020-23) | 419 |

ASSIST AVERAGE

| Rk. | Player, Years | APG |
|-----|----------------------------|------|
| 1. | Keith Highsmith, (1974-76) | 6.94 |
| 2. | Kenny Harris, (1992-94) | 6.18 |
| 3. | Dave Edwards, (1970-74) | 5.60 |

| | | |
|-----|------------------------------|------|
| 4. | Ace Baldwin Jr. (2020-23) | 5.24 |
| 5. | Eric Maynor (2005-09) | 5.18 |
| 6. | Edmund Sherod, (1977-81) | 5.15 |
| 7. | LaMar Taylor, (1997-01) | 4.83 |
| 8. | Sherman Hamilton, (1994-97) | 4.63 |
| 9. | Rolando Lamb, (1981-85) | 4.58 |
| 10. | Carl Weldon (1989-90, 91-92) | 4.41 |

STEALS

| Rk. | Player, Years | Steals |
|-----|---------------------------|--------|
| 1. | Briante Weber (2011-15) | 374 |
| 2. | Rolando Lamb, (1981-85) | 257 |
| 3. | Joey Rodriguez, (2007-11) | 237 |
| | Darius Theus (2009-13) | 237 |
| 5. | JeQuan Lewis (2013-17) | 205 |
| 6. | Edmund Sherod, (1977-81) | 202 |
| 7. | LaMar Taylor, (1997-01) | 193 |
| 8. | Ace Baldwin Jr. (2020-23) | 183 |
| 9. | Doug Brooks (2013-17) | 170 |
| 10. | Eric Maynor (2005-09) | 168 |

BLOCKED SHOTS

| Rk. | Player, Years | Blks. |
|-----|----------------------------|-------|
| 1. | Lorenza Watson, (1975-79) | 391 |
| 2. | Mo Alie-Cox (2013-17) | 255 |
| 3. | L.F. Likholtov, (1998-02) | 207 |
| 4. | Kendrick Warren, (1990-94) | 193 |
| 5. | Larry Sanders (2007-10) | 187 |
| 6. | Sherron Mills, (1990-93) | 134 |
| 7. | Juvonte Reddic, (2010-14) | 123 |
| 8. | Hason Ward (2019-22) | 119 |
| 9. | Kenny Stancell, (1978-82) | 117 |
| 10. | George Byrd, (1993-97) | 116 |

MINUTES PLAYED

| Rk. | Player, Years | Min. |
|-----|----------------------------|-------|
| 1. | Bradford Burgess (2008-12) | 4,572 |
| 2. | Joey Rodriguez, (2007-11) | 4,401 |
| 3. | Edmund Sherod, (1977-81) | 4,091 |
| 4. | Michael Brown, (1982-86) | 4,081 |
| 5. | Eric Maynor (2005-09) | 3,990 |
| 6. | B.A. Walker, (2003-07) | 3,822 |
| 7. | Calvin Duncan, (1981-85) | 3,785 |
| 8. | Rolando Lamb, (1981-85) | 3,630 |
| 9. | Mike Schlegel, (1981-85) | 3,609 |
| 10. | Treveon Graham (2011-15) | 3,559 |

MINUTES AVERAGED

| Rk. | Player, Years | MPG |
|-----|-----------------------------|-------|
| 1. | Edmund Sherod, (1977-81) | 36.20 |
| 2. | Chris Cheeks, (1987-89) | 34.08 |
| 3. | Michael Brown, (1982-86) | 33.72 |
| 4. | Gerald Henderson, (1974-78) | 32.94 |
| 5. | Ace Baldwin Jr. (2020-23) | 32.83 |
| 6. | Eric Atkins, (1990-92) | 32.67 |
| 7. | Kenny Harris, (1992-94) | 32.40 |
| 8. | Calvin Duncan, (1981-85) | 31.54 |
| 9. | Sherman Hamilton, (1994-97) | 31.52 |
| 10. | Monty Knight (1978-82) | 31.46 |

DOUBLE-DOUBLES

| Rk. | Player, Years | No. |
|-----|----------------------------|-----|
| 1. | Lorenza Watson, (1975-79) | 46 |
| 2. | Kendrick Warren, (1990-94) | 43 |
| 3. | Justin Tillman (2014-18) | 34 |
| 4. | Larry Sanders, (2007-10) | 28 |
| | Juvonte Reddic (2010-14) | 28 |
| 6. | Bernard Hopkins, (1994-96) | 27 |
| 7. | Tom Motley, (1972-76) | 21 |
| 8. | Kenny Stancell, (1978-82) | 20 |
| 9. | Treveon Graham (2011-15) | 17 |
| | Phil Stinnie, (1984-88) | 17 |

* Minimum 40 games played for career averages

SINGLE-SEASON RECORDS

SCORING

| Rk. | Player, Year | Pts. |
|-----|----------------------------|------|
| 1. | Phil Stinnie, (1987-88) | 803 |
| 2. | Eric Maynor (2008-09) | 760 |
| 3. | Chris Cheeks, (1988-89) | 667 |
| 4. | Charles Wilkins, (1969-70) | 660 |
| 5. | Melvin Johnson (2015-16) | 626 |
| 6. | Justin Tillman (2017-18) | 625 |
| 7. | Jamie Skeen, (2010-11) | 611 |
| 8. | Chris Cheeks, (1987-88) | 606 |
| 9. | Eric Maynor, (2007-08) | 573 |
| 10. | Bradford Burgess (2010-11) | 571 |

SCORING AVERAGE

| Rk. | Player, Year | PPG |
|-----|-----------------------------|-------|
| 1. | Charles Wilkins, (1969-70) | 27.5 |
| 2. | Charles Wilkins, (1968-69) | 24.0 |
| 3. | Chris Cheeks, (1988-89) | 23.8 |
| 4. | Phil Stinnie, (1987-88) | 23.6 |
| 5. | Jesse Dark, (1973-74) | 23.1 |
| 6. | Eric Maynor (2008-09) | 22.4 |
| 7. | Jesse Dark, (1971-72) | 22.1 |
| 8. | Gerald Henderson, (1976-77) | 20.24 |
| 9. | Charles Wilkins, (1970-71) | 20.22 |
| 10. | Bernard Harris, (1971-72) | 19.7 |

FIELD GOALS

| Rk. | Player, Year | FGM |
|-----|-----------------------------|-----|
| 1. | Phil Stinnie, (1987-88) | 292 |
| 2. | Charles Wilkins, (1969-70) | 264 |
| 3. | Justin Tillman (2017-18) | 248 |
| | Eric Maynor (2008-09) | 248 |
| 5. | Chris Cheeks, (1987-88) | 246 |
| 6. | Gerald Henderson, (1973-74) | 245 |
| 7. | Kendrick Warren, (1991-92) | 229 |
| 8. | Gerald Henderson, (1976-77) | 228 |
| 9. | Bernard Hopkins, (1995-96) | 224 |
| 10. | Chris Cheeks, (1987-88) | 224 |

FIELD GOAL PERCENTAGE (Min. 50 Made)

| Rk. | Player, Year | FG Pct. |
|-----|-------------------------------|---------|
| 1. | Tobi Lawal (2023-24) | .667 |
| 2. | Penny Elliott (1978-79) | .633 |
| 3. | Nick Kern Jr. (2022-23) | .620 |
| 4. | Mo Alie-Cox (2015-16) | .612 |
| 5. | Justin Tillman (2015-16) | .603 |
| | Bernard Harris, (1971-72) | .603 |
| 7. | Marcus Santos-Silva (2018-19) | .594 |
| 8. | Mo Alie-Cox (2014-15) | .594 |
| 9. | Justin Tillman (2016-17) | .592 |
| 10. | Jalen DeLoach (2021-22) | .586 |

3-PT. FIELD GOALS

| Rk. | Player, Year | 3FGM |
|-----|-----------------------------|------|
| 1. | Troy Daniels (2012-13) | 124 |
| 2. | Melvin Johnson (2015-16) | 110 |
| 3. | Troy Daniels (2011-12) | 94 |
| 4. | B.A. Walker, (2006-07) | 92 |
| 5. | Kenny Harris, (1993-94) | 90 |
| 6. | Max Shulga (2023-24) | 86 |
| | Melvin Johnson (2014-15) | 86 |
| 8. | JeQuan Lewis (2016-17) | 83 |
| 9. | Bradford Burgess (2011-12) | 81 |
| 10. | De'Riante Jenkins (2017-18) | 79 |

3-PT. FIELD GOAL PERCENTAGE (Min. 25 Made)

| Rk. | Player, Year | 3FG Pct. |
|-----|----------------------------|----------|
| 1. | Patrick Lee, (1996-97) | .477 |
| | Alexander Harper (2005-06) | .477 |
| 3. | Nick George (2005-06) | .468 |
| 4. | Alexander Harper (2004-05) | .446 |
| 5. | LaMar Taylor, (1998-99) | .444 |
| 6. | Bradford Burgess (2010-11) | .434 |
| | Nah'Shon Hyland (2019-20) | .434 |
| 8. | Tyron McCoy, (1992-93) | .433 |
| 9. | Ed Nixon, (2009-10) | .432 |
| 10. | Bradford Burgess (2008-09) | .430 |

FREE THROWS

| Rk. | Player, Year | FTM |
|-----|----------------------------|-----|
| 1. | Eric Maynor (2008-09) | 198 |
| 2. | Phil Stinnie, (1987-88) | 188 |
| 3. | Jamie Skeen, (2010-11) | 179 |
| 4. | Willie Taylor, (2001-02) | 153 |
| 5. | Calvin Duncan, (1982-83) | 145 |
| 6. | Max Shulga (2023-24) | 141 |
| 7. | Eric Maynor, (2006-07) | 140 |
| 8. | Rolando Lamb, (1984-85) | 133 |
| 9. | Rolando Lamb, (1969-70) | 132 |
| | Charles Wilkins, (1968-69) | 132 |

FREE THROW PCT. (Min. 50 Made)

| Rk. | Player, Year | FT Pct. |
|-----|-----------------------------|---------|
| 1. | Emanuel Mathis (2002-03) | .882 |
| 2. | Max Shulga (2023-24) | .876 |
| 3. | De'Riante Jenkins (2019-20) | .875 |
| 4. | Nah'Shon Hyland (2020-21) | .862 |
| 5. | B.A. Walker (2004-05) | .859 |
| 6. | JeQuan Lewis (2015-16) | .857 |
| 7. | Willie Taylor (2001-02) | .850 |
| 8. | B.A. Walker (2006-07) | .848 |
| 9. | Bo Jones, (1999-00) | .844 |
| 10. | Bernard Harris, (1972-73) | .836 |

REBOUNDS

| Rk. | Player, Year | Rebs. |
|-----|----------------------------|-------|
| 1. | Charles Wilkins, (1969-70) | 398 |
| 2. | Kendrick Warren, (1993-94) | 336 |
| 3. | Bernard Hopkins, (1995-96) | 333 |
| 4. | Lorenza Watson, (1977-78) | 332 |
| 5. | Justin Tillman (2017-18) | 327 |
| 6. | Greg McDougald, (1970-71) | 323 |
| 7. | Larry Sanders, (2009-10) | 319 |
| 8. | Lorenza Watson, (1978-79) | 313 |
| 9. | Lorenza Watson, (1976-77) | 311 |
| 10. | Juvonte Reddic, (2013-14) | 294 |
| | Larry Sanders, (2008-09) | 292 |

REBOUND AVERAGE

| Rk. | Player, Year | RPG |
|-----|----------------------------|------|
| 1. | Charles Wilkins, (1969-70) | 16.6 |
| 2. | Richard Jones, (1971-72) | 13.1 |
| 3. | Greg McDougald, (1970-71) | 12.9 |
| 4. | Lorenza Watson, (1978-79) | 12.5 |
| 5. | Kendrick Warren, (1993-94) | 12.4 |
| 6. | Lorenza Watson, (1976-77) | 12.0 |
| 7. | Lorenza Watson, (1977-78) | 11.9 |
| 8. | Bernard Harris, (1973-74) | 11.6 |
| 9. | Bernard Harris, (1971-72) | 11.5 |
| 10. | Bernard Harris, (1972-73) | 10.9 |

ASSISTS

| Rk. | Player, Year | Ast. |
|-----|-----------------------------|------|
| 1. | Eric Maynor, (2006-07) | 224 |
| 2. | Eric Maynor (2008-09) | 210 |
| 3. | Joey Rodriguez, (2009-10) | 208 |
| | Joey Rodriguez, (2010-11) | 208 |
| 5. | Keith Highsmith, (1974-75) | 197 |
| 6. | LaMar Taylor, (1998-99) | 194 |
| 7. | Kenny Harris, (1992-93) | 188 |
| 8. | JeQuan Lewis (2015-16) | 183 |
| 9. | Jonathan Williams (2017-18) | 182 |
| 10. | Edmund Sherod, (1980-81) | 180 |

ASSIST AVERAGE

| Rk. | Player, Year | APG |
|-----|----------------------------|------|
| 1. | Dave Edwards, (1971-72) | 8.47 |
| 2. | Keith Highsmith, (1974-75) | 7.88 |
| 3. | Eric Maynor, (2006-07) | 6.40 |
| 4. | Kenny Harris, (1992-93) | 6.27 |
| 5. | LaMar Taylor, (1998-99) | 6.26 |
| 6. | Edmund Sherod, (1978-79) | 6.24 |
| 7. | Edmund Sherod, (1980-81) | 6.21 |
| 8. | Eric Maynor (2008-09) | 6.18 |
| 9. | Kenny Harris, (1993-94) | 6.07 |
| 10. | Keith Highsmith, (1975-76) | 6.00 |

STEALS

| Rk. | Player, Year | Steals |
|-----|-------------------------|--------|
| 1. | Briante Weber (2013-14) | 121 |
| 2. | Briante Weber (2012-13) | 98 |
| 3. | Rolando Lamb, (1984-85) | 88 |
| 4. | Darius Theus (2012-13) | 85 |
| 5. | Briante Weber (2014-15) | 78 |
| 6. | Briante Weber (2011-12) | 77 |
| 7. | Rolando Lamb, (1982-83) | 72 |
| 8. | Nicky Jones, (1985-86) | 71 |
| | Darius Theus (2011-12) | 71 |
| 10. | Doug Brooks (2015-16) | 69 |

BLOCKED SHOTS

| Rk. | Player, Year | Blocks |
|-----|----------------------------|--------|
| 1. | Lorenza Watson, (1976-77) | 135 |
| 2. | Lorenza Watson, (1978-79) | 129 |
| 3. | Lorenza Watson, (2007-08) | 127 |
| 4. | Larry Sanders, (1977-08) | 95 |
| 5. | Larry Sanders (2008-09) | 92 |
| 6. | Larry Sanders (2009-10) | 90 |
| 7. | L.F. Likholitov, (2001-02) | 79 |
| 8. | Mo Alie-Cox (2016-17) | 71 |
| 9. | Mo Alie-Cox (2015-16) | 68 |
| | Mo Alie-Cox (2014-15) | 68 |

MINUTES PLAYED

| Rk. | Player, Year | Minutes |
|-----|-----------------------------|---------|
| 1. | Bradford Burgess, (2010-11) | 1,380 |
| 2. | Joey Rodriguez, (2010-11) | 1,343 |
| 3. | Jamie Skeen, (2010-11) | 1,245 |
| 4. | Eric Maynor, (2006-07) | 1,214 |
| 5. | Max Shulga (2023-24) | 1,212 |
| 6. | Eric Maynor (2008-09) | 1,206 |
| 7. | Phil Stinnie, (1987-88) | 1,187 |
| 8. | Joey Rodriguez, (2009-10) | 1,184 |
| 9. | Chris Cheeks, (1987-88) | 1,169 |
| 10. | Bradford Burgess (2011-12) | 1,164 |

TEAM RECORDS

SEASON, GENERAL

Most Games Played – 40; 2010-11 (28-12)

Fewest Games Played – 19: 1971-72 (15-4)

Most Minutes Played – 8,101; 2010-11 (28-12)

Fewest Minutes Played – 3,875: 1971-72 (15-4)

Most Wins – 29: 2011-12 (29-7)

Fewest Wins – 9: 1997-98 (9-19)

Fewest Losses – 5: 1972-73 (15-5); 1977-78 (24-5); 1978-79 (20-5); 1980-81 (24-5)

Most Losses – 19: 1997-98 (9-19)

Highest Winning Percentage – .828: 1977-78 (24-5); 1980-81 (24-5)

Lowest Winning Percentage – .321: 1997-98 (9-19)

Highest Conference Winning Percentage – .889: 2006-07 (16-2 in Colonial Athletic Association), 2018-19 (16-2 in A-10)

Highest Metro Conf. Winning Percentage – .583: 1995-96 (7-5)

Highest Sun Belt Conf. Winning Percentage – .857: 1982-83 (12-2); 1984-85 (12-2)

Longest Winning Streak – 16: Jan. 18, 1981 to March 13, 1981 (Broken: March 15, 1981 by Tennessee 56-58 in overtime, NCAA Tournament)

Longest Losing Streak – 6: Feb. 21, 1970 to Dec. 3, 1970; Dec. 1, 1985 to Dec. 21, 1985; Feb. 7, 1998 to Feb. 23, 1998

Home Winning Streak – 33: Dec. 18, 1976 to Feb. 4, 1978 (Broken: Feb. 10, 1978 by Virginia Tech 63-71)

Most Overtime Games – 6: 1978-79 (Won 5, Lost 1); 1999-00 (Won 4, Lost 2); 2000-01 (Won 4, Lost 2)

SEASON, OFFENSIVE

Most Points – 2,864; in 40 games, 2010-11

Fewest Points – 1,653: in 20 games, 1972-73

Highest Scoring Average – 94.4: in 19 games, 1971-72

Lowest Scoring Average – 63.8: in 28 games, 1997-98

Highest Scoring Margin – +15.6: in 19 games, 1971-72 (94.6 to 79.0)

Most Field Goals Made – 1,047: in 35 games, 1987-88 (attempted: 2,215)

Most Field Goals Attempted – 2,238: in 36 games, 2015-16 (made: 1,010)

Highest Field Goal Percentage – .521: in 25 games, 1978-79 (755 of 1449)

Most Three-Point Field Goals Made – 339: in 40 games, 2010-11 (attempted: 917)

Most Three-Point Field Goals Attempted – 917: in 40 games, 2010-11 (made: 339)

Highest Three-Point Field Goal Percentage – .485: in 31 games, 1982-83 (48 of 99)

Most Free Throws Made – 589: in 40 games, 2010-11 (attempted: 824)

Most Free Throws Attempted – 824: in 40 games, 2010-11 (made: 589)

Highest Free Throw Percentage – .781: in 38 games, 2023-24 (563 of 721)

Most Rebounds – 1,354: in 35 games, 1987-88

Highest Rebound Average – 55.1: in 24 games, 1973-74

Best Rebound Margin – +11.8: in 24 games, 1973-74 (55.1 to 42.1)

Most Assists – 583: in 40 games, 2010-11

Fewest Turnovers – 357: in 29 games, 1980-81

Most Turnovers – 582: in 31 games, 1990-91

Most Blocked Shots – 184: in 25 games, 1978-79

Most Steals – 422 in 36 games: 2012-13

Fewest Fouls – 307: in 19 games, 1971-72

Most Fouls – 750: in 35 games, 1987-88

Fewest Fouled Out – 2: in 26 games, 2020-21

SEASON, DEFENSIVE

Fewest Points Allowed – 1,483: in 20 games, 1972-73

Most Points Allowed – 2,673: in 40 games, 2010-11

Lowest Opponent Scoring Average – 56.3: in 30 games, 1983-84

Highest Opponent Scoring Average – 88.0: in 23 games, 1969-70

Fewest Field Goals Allowed – 590: in 26 games, 2020-21

Most Field Goals Allowed – 971: in 40 gms., 2010-11

Lowest Opponent Field Goal Percentage – .374: in 32 games, 2001-02 (767 of 2052)*

Highest Opponent Field Goal Percentage – .479: in 35 games, 1987-88 (949 of 1982)

Lowest Opponent Free Throw Percentage – .599: in 20 games, 1972-73 (299 of 382)

Highest Free Throw Percentage – .734: in 38 games, 2023-24 (534 of 728)

Lowest Opponent Three-Point Percentage – .269: in 32 games, 2007-08 (137 of 509)*

Highest Opponent Three-Point Percentage – .375: in 27 games, 1994-95 (187 of 499)

Most Opponent Turnovers – 709: in 36 games, 2012-13*

Fewest Opponent Turnovers – 350: in 31 games, 1996-97

*Led NCAA in category



► The 2010-11 squad set 11 single-season team records on its way to the NCAA Final Four.

SINGLE GAME RECORDS

INDIVIDUAL RECORDS

Most Minutes Played – 48: Kenny Stancell vs. UNC Charlotte, Jan. 9, 1982

Most Points – 45: Charles Wilkins vs. West Liberty State, Dec. 20, 1968

Most Field Goals Made – 18: Chris Cheeks vs. Old Dominion, Jan. 14, 1989

Most Field Goals Attempted – 28: Jesse Dark vs. Texas A&M, Dec. 19, 1973; JeQuan Lewis vs. Saint Mary's, March 16, 2017

Highest Field Goal Percentage (min. 10 FGA) – 1.000 (twice): Greg McCray vs. Cincinnati, Dec. 23, 1980 (10-10); Mike Schlegel vs. Jacksonville, March 2, 1985 (10-10)

Most 3-Point Field Goals Made – 11: Troy Daniels vs. ETSU, Jan. 2, 2013

Most 3-Point Field Goals Attempted – 20: Troy Daniels vs. ETSU, Jan. 2, 2013

Highest 3-Point Field Goal Percentage – 1.000: Jayden Nunn at Saint Joseph's, Feb. 18, 2023 (7-7) / .875 (twice): Chris Brower vs. Western Kentucky, March 2, 1992 (7-8); Terrence Gibson vs. Xavier, Feb. 23, 1994 (7-8)

Most Free Throws Made – 14 (four times): Charles Wilkins vs. Virginia Union, Feb. 22, 1971; Chris Cheeks vs. Western Kentucky, Jan. 23, 1987; Willie Taylor vs. Hampton, Dec. 19, 2002; Treveon Graham at Richmond, Feb. 25, 2015

Most Free Throws Attempted – 19: Shawn Hampton vs. Liberty, Dec. 12, 1998

Highest Free Throw Percentage (minimum 10 made) – 1.000 (10 times): Mike Schlegel vs. St. Joseph's, Dec. 4, 1982 (13-13); Willie Taylor vs. UAB, Dec. 15, 2001 (13-13); Bo Jones vs. Texas A&M, Dec. 2, 2000 (11-11); Bo Jones vs. Kent State, Dec. 22, 2000 (11-11); Willie Taylor vs. William & Mary, Feb. 25, 2002 (11-11); LaMar Taylor vs. Norfolk State, Dec. 12, 1998 (10-10); Willie Taylor at George Mason, Feb. 20, 2002 (10-10); Issac Vann vs. St. John's, Nov. 20, 2018 (10-10); Max Shulga vs. Penn State, Nov. 26, 2023 (10-10); Max Shulga vs. Temple, Dec. 10, 2023 (10-10)

Most Rebounds – 28: Charles Wilkins vs. Southeastern, on Jan. 4, 1970

Most Assists – 17; Joey Rodriguez vs. UNC Greensboro, Nov. 12, 2010

Most Blocked Shots – 11: Lorenza Watson vs. South Carolina State, Dec. 1, 1976

Most Steals – 10: Briante Weber vs. Florida Gulf Coast, Nov. 9, 2012

TEAM, OFFENSIVE

Most Points – 142: vs. College of Charleston, Nov. 28, 1969 (VCU 142, College of Charleston 83)

Fewest Points – 40: at UNC Wilmington, Dec. 4, 2005 (VCU 40, UNC Wilmington 60)

Most Points, Neutral Court Game – 105: vs. UAB, Feb. 25, 1980 (VCU 105, UAB 88)

Most Points, Road Game – 117: vs. York, Feb. 13, 1971 (VCU 117, York 89)

Most Points, One Half – 69: in second half vs. Baptist, Jan. 8, 1975 (VCU 116, Baptist 79)

Most Points, Both Teams – 225: vs. College of Charleston, Nov. 28, 1969 (VCU 142, College of Charleston 83)

Most Field Goals – 56 (twice): vs. College of Charleston, Nov. 28, 1969; vs. Southeastern, Feb. 22, 1974

Most Field Goals Attempted – 109: vs. Auburn, March 3, 1975

Highest Field Goal Percentage (no FGA minimum) – .756: vs. Richmond, Dec. 4, 1984 (31-of-41)

Highest Field Goal Percentage (min. 50 FGA) – .691: vs. Methodist, Dec. 4, 1978 (38-of-55)

Most Three-Point Field Goals Made – 20 vs. Towson, Jan. 27, 2010

Most Three-Point Field Goals Attempted – 45: vs. William & Mary, Feb. 19, 2003

Highest Three-Point Field Goal Percentage (min. 5 3FGA) – .875: vs. Elon, Nov. 24, 2007 (7 of 8)

Most Free Throws Made – 36: vs. Jacksonville, Jan. 20, 1982 (attempted: 40)

Most Free Throws Attempted – 56: vs. Richmond, Jan. 27, 1979 (made: 34)

Highest Free Throw Percentage (min. 10 FTA) – 1.000: vs. Maine, Jan. 11, 1975 (12-12); at Georgia Tech, Dec. 15, 2015 (12-12); vs. Davidson, Feb. 7, 2020 (19-19); at George Mason, Jan. 5, 2020 (18-18)

Highest Free Throw Percentage (min. 15 FTA) – vs. Davidson, Feb. 7, 2020 (19-19); at George Mason, Jan. 5, 2020 (18-18)

Most Rebounds – 73: vs. West Florida, Feb. 11, 1974

Most Assists – 36: vs. East Tennessee

State, Dec. 1, 1973

Fewest Turnovers – 4: vs. South Alabama, Jan. 22, 1981

Most Turnovers – 35: vs. George Mason, Jan. 3, 1995

Most Blocked Shots – 14 (twice): vs. Methodist, Dec. 4, 1978; vs. North Carolina Central, Dec. 11, 1978

Most Steals – 22: vs. Virginia Tech, Dec. 21, 2013

TEAM, DEFENSIVE

Fewest Points Allowed – 36: by George Mason, March 5, 2019

Most Points Allowed – 141: by Oklahoma, Dec. 8, 1990

Fewest Field Goals Made – 12: by New Hampshire, Feb. 11, 1992; by George Mason, March 5, 2019; by Vanderbilt, Nov. 17, 2021

Most Field Goals Made – 58: by Oklahoma, Dec. 8, 1990

Highest Opponent Field Goal Percentage (no min. FGA) – .750: by Northeastern, Mar. 16, 1984 (33 of 44)

Highest Opponent Field Goal Percentage (min. 50 FGA) – .656: by Maine, Jan. 11, 1975 (40 of 61)

Lowest Opponent Free Throw Percentage (min. 15 FTA) – .222: by S. Illinois, Nov. 21, 1998 (4 of 18)

Highest Opponent Free Throw Percentage (min. 15 FTA) – 94.4: by Saint Louis, Jan. 19, 2024 (17 of 18)

Lowest Opponent Three-Point Field Goal Percentage (min. 10 3FGA) – .000 by Hofstra, Jan. 12, 2008 (0 of 11), by George Mason, Jan. 9, 2024 (0 of 15).

Highest Opponent Three-Point Field Goal Percentage (min. 10 3FGA) – .766: by Radford, Dec. 2, 1996 (13 of 17)

Most Opponent Turnovers – 42: by CCNY, Dec. 29, 1975

TOP INDIVIDUAL SCORING PERFORMANCES

VCU RECORDS

45

Charles Wilkins vs. West Liberty St., 12/20/68

42

Chris Cheeks vs. Old Dominion, 1/14/89

41

Willie Taylor vs. Evansville, 12/22/00

40

Tyron McCoy vs. George Mason, 12/22/93
Charles Wilkins vs. Virginia Union, 2/22/71

39

Chris Cheeks vs. Jacksonville, 3/4/89

38

Willie Taylor vs. Hampton, 12/19/02

37

Ace Baldwin Jr. at Saint Louis, 2/3/23
Justin Tillman vs. Dayton, 2/10/18
Chris Cheeks vs. South Alabama, 2/6/89

36

Melvin Johnson vs. Florida State, 12/6/15
Nick George vs. William & Mary, 2/23/05
Tyron McCoy vs. Oklahoma, 1/20/94
Tic Price vs. Elmira, 2/15/75
Jesse Dark vs. Mercer, 2/25/74
Charles Wilkins vs. York, 2/13/71

35

Eric Maynor at East Carolina, 11/25/08
Bo Jones vs. Richmond, 2/26/00
Jesse Dark vs. Canisius, 12/15/73

34

JeQuan Lewis vs. Saint Joseph's, 2/14/17
Treveon Graham at Old Dominion, 11/29/14
Treveon Graham at La Salle, 1/25/14
Nick George at Georgia State, 1/28/06
Phil Stinnie vs. Southern Miss, 3/22/88
Phil Stinnie vs. Jacksonville, 2/25/88
Gerald Henderson vs. Buffalo, 2/18/76

33


Eric Maynor at Hofstra, 1/31/09
Nick George vs. Delaware, 2/16/05
Willie Taylor vs. William & Mary, 2/19/03
Phil Stinnie vs. Virginia, 12/19/87
Troy Daniels vs. ETSU, 1/2/13

32

Jamie Skeen at Delaware, 2/9/11
Kendrick Warren vs. Illinois State, 11/23/91
Gerald Henderson vs. Samford, 2/24/78

31

Jayden Nunn at Saint Joseph's, 2/21/23



► Willie Taylor scored 41 points against Evansville on Dec. 22, 2000, the third-most in VCU history.

Nah'Shon Hyland vs. W. Carolina, 12/15/20
Bradford Burgess vs. George Mason, 2/25/12
Larry Sanders at Hofstra, 1/12/10
Eric Maynor vs. Vanderbilt, 11/30/08
Antoine Willie at Florida Atlantic, 12/8/01
Patrick Lee vs. George Mason, 1/29/97
Chris Cheeks vs. Jacksonville, 2/13/89
Chris Cheeks vs. Miami (Fla.), 1/9/89
Chris Cheeks vs. Old Dominion, 2/20/88
Chris Cheeks vs. South Alabama, 1/30/88
Jesse Dark vs. Wilmington, 2/18/74
Jesse Dark vs. Virginia Union, 1/31/72
Charles Wilkins vs. Bluefield State, 12/5/70

30

Nah'Shon Hyland vs. Dayton, 3/5/21
Nah'Shon Hyland vs. N.C. A&T, 12/9/20
Issac Vann vs. St. John's, 11/20/18
JeQuan Lewis vs. Saint Mary's, 3/16/17
Melvin Johnson at La Salle, 2/3/16
Bradford Burgess at Drexel, 1/6/10
Eric Maynor vs. Delaware, 2/18/09
Eric Maynor vs. Northeastern, 1/27/09

Eric Maynor vs. Akron, 12/17/08
Eric Maynor at Bradley, 12/22/07
Jamal Shuler vs. Maryland, 12/2/07
Kenny Harris vs. South Florida, 2/20/93
Chris Cheeks vs. Memphis, 1/28/89
Chris Cheeks vs. UAB, 1/26/89
Chris Cheeks vs. Old Dominion, 1/23/89
Phil Stinnie vs. UAB, 2/13/88
Phil Stinnie vs. East Carolina, 12/12/87
Rolando Lamb vs. Marshall, 3/15/85
Calvin Duncan vs. South Alabama, 1/15/83
Jesse Dark vs. St. Mary's, 1/18/74
Jesse Dark vs. Morehead State, 12/4/73

RPI RECORDS

55

Donald Ross Jr. vs. Old Dominion, 2/14/68

44

Len Creech vs. Roanoke, 2/15/66

43

Len Creech vs. Bridgewater, 12/5/65

39

Len Creech at Pembroke, 2/19/65

38

Len Creech vs. Southeastern, 1/16/65

36

Len Creech at Southeastern, 2/2/67
Len Creech at Randolph-Macon, 12/13/65

35

Len Creech at Pembroke, 2/20/65

34

Len Creech at Frederick, 12/10/65

32

Len Creech vs. Rutgers-Central, 1/20/67
Len Creech at Southeastern, 2/12/66
Len Creech vs. Southeastern, 1/7/66
Len Creech vs. Roanoke, 1/11/65

31

Len Creech at Roanoke, 2/15/67
Len Creech at North Carolina Wesleyan, 2/7/67
Len Creech vs. Washington & Lee, 2/8/66
Len Creech at Newport News Apprent., 12/8/65

30

Len Creech at Southeastern, 1/21/67
Len Creech vs. Old Dominion, 12/11/64

Richmond Professional Institute merged with the Medical College of Virginia in 1968 to form VCU.

100-POINT TEAM SCORING PERFORMANCES

VCU

| Date | Score | Opponent |
|--------------|---------|-------------------------|
| 1. 12/11/68 | 120-77 | SOUTHEASTERN |
| 2. 12/18/68 | 101-84 | at Bridgewater |
| 3. 12/20/68 | 106-100 | WEST LIBERTY ST. (ot) |
| 4. 2/20/69 | 101-84 | HAMPDEN-SYDNEY |
| 5. 11/28/69 | 142-83 | COL. OF CHARLESTON |
| 6. 12/19/69 | 123-99 | ATLANTIC CHRISTIAN |
| 7. 1/10/70 | 110-78 | SOUTHEASTERN |
| 8. 2/7/70 | 103-93 | VIRGINIA UNION |
| 9. 2/9/70 | 111-87 | at Atlantic Christian |
| 10. 2/10/70 | 106-80 | PIKEVILLE |
| 11. 2/16/70 | 105-77 | HIGH POINT |
| 12. 12/5/70 | 105-86 | BLUEFIELD STATE |
| 13. 1/9/71 | 114-66 | UNC WILMINGTON |
| 14. 1/25/71 | 107-68 | at Virginia State |
| 15. 2/5/71 | 116-56 | SOUTHEASTERN |
| 16. 2/13/71 | 117-89 | at York |
| 17. 2/18/71 | 112-74 | VIRGINIA STATE |
| 18. 2/20/71 | 104-75 | at UNC Wilmington |
| 19. 12/6/71 | 102-70 | WILMINGTON |
| 20. 1/3/72 | 109-94 | ST. FRANCIS (Pa.) |
| 21. 1/21/72 | 103-48 | SOUTHEASTERN |
| 22. 2/8/72 | 122-73 | SOUTHEASTERN |
| 23. 2/14/72 | 109-94 | at Virginia Union |
| 24. 2/21/72 | 112-99 | LOYOLA (La.) |
| 25. 3/1/72 | 103-80 | at Wilmington |
| 26. 2/24/73 | 115-70 | BROOKLYN |
| 27. 2/27/73 | 121-70 | SOUTHEASTERN |
| 28. 12/4/73 | 116-85 | MOREHEAD STATE |
| 29. 12/21/73 | 101-102 | AUSTIN PEAY (ot) |
| 30. 1/15/74 | 107-64 | CORNELL |
| 31. 1/18/74 | 117-91 | ST. MARY'S |
| 32. 1/29/74 | 119-69 | BUFFALO STATE |
| 33. 2/4/74 | 111-70 | UNC ASHEVILLE |
| 34. 2/11/74 | 102-64 | WEST FLORIDA |
| 35. 2/18/74 | 108-71 | WILMINGTON |
| 36. 2/22/74 | 125-74 | SOUTHEASTERN |
| 37. 2/25/74 | 110-92 | MERCER |
| 38. 12/2/74 | 104-96 | WILMINGTON |
| 39. 12/5/74 | 112-74 | HARDIN-SIMMONS |
| 40. 12/21/74 | 105-73 | BUFFALO |
| 41. 1/8/75 | 116-79 | BAPTIST (S.C.) |
| 42. 1/21/75 | 120-60 | ST. MARY'S |
| 43. 2/15/75 | 113-75 | ELMIRA |
| 44. 12/20/75 | 102-81 | NORTHEASTERN |
| 45. 12/29/75 | 115-70 | CCNY |
| 46. 1/19/76 | 102-71 | BROCKPORT STATE |
| 47. 2/3/76 | 120-61 | BAPTIST (S.C.) |
| 48. 2/17/76 | 104-99 | at Brockport State (ot) |
| 49. 2/21/76 | 105-75 | DELAWARE STATE |
| 50. 12/9/78 | 120-69 | SOUTHEASTERN |

| | | |
|--------------|---------|----------------------|
| 51. 2/7/80 | 105-78 | SOUTH FLORIDA |
| 52. 2/23/80 | 100-93 | at Charlotte |
| 53. 2/25/80 | 105-88 | UAB |
| 54. 12/10/88 | 100-73 | vs. Alcorn State |
| 55. 1/14/89 | 101-93 | OLD DOMINION (ot) |
| 56. 12/8/90 | 105-141 | at Oklahoma |
| 57. 12/22/90 | 102-72 | at Chaminade |
| 58. 3/2/91 | 100-89 | vs. Western Kentucky |
| 59. 12/1/92 | 103-68 | NEW HAMPSHIRE |
| 60. 1/2/93 | 103-75 | GEORGE MASON |
| 61. 12/22/93 | 109-88 | at George Mason |
| 62. 1/3/95 | 108-85 | GEORGE MASON |
| 63. 12/19/98 | 104-94 | NORFOLK STATE |
| 64. 12/22/99 | 101-86 | VMI |
| 65. 12/2/00 | 107-106 | TEXAS A&M (2ot) |
| 66. 12/15/03 | 105-51 | NORTH CAROLINA A&T |
| 67. 1/28/04 | 101-76 | TOWSON |
| 68. 12/2/06 | 102-84 | HOUSTON |
| 69. 2/3/07 | 100-71 | GEORGIA STATE |
| 70. 1/27/10 | 112-53 | TOWSON |
| 71. 11/12/10 | 101-86 | UNC GREENSBORO |
| 72. 1/2/13 | 109-58 | at ETSU |
| 73. 11/20/14 | 106-66 | UMES |

OPPONENT

| Date | Score | Opponent |
|--------------|---------|-----------------------|
| 1. 11/30/68 | 88-105 | at Georgia Southern |
| 2. 12/19/68 | 81-103 | NEW YORK TECH |
| 3. 12/20/68 | 100-106 | WEST LIBERTY ST. (ot) |
| 4. 1/15/69 | 77-109 | at High Point |
| 5. 2/5/69 | 69-101 | at Old Dominion |
| 6. 12/4/69 | 73-115 | at Western Kentucky |
| 7. 12/8/69 | 71-103 | at Providence |
| 8. 1/24/70 | 99-121 | at Loyola (La.) |
| 9. 12/1/70 | 70-102 | at Bradley |
| 10. 12/3/70 | 77-100 | at DePaul |
| 11. 12/12/70 | 80-107 | at Eastern Kentucky |
| 12. 1/10/72 | 97-109 | NORFOLK STATE |
| 13. 12/5/72 | 90-103 | at Morehead State |
| 14. 1/20/73 | 74-102 | at Canisius |
| 15. 12/11/73 | 80-102 | at Middle Tennessee |
| 16. 12/15/73 | 96-103 | at Canisius |
| 17. 12/21/73 | 101-102 | AUSTIN PEAY (ot) |
| 18. 3/3/75 | 72-117 | at Auburn |
| 19. 12/16/76 | 59-109 | AUBURN |
| 20. 1/2/88 | 96-100 | at South Alabama (ot) |
| 21. 12/1/89 | 73-100 | at Syracuse |
| 22. 12/8/90 | 105-141 | at Oklahoma |
| 23. 3/3/91 | 78-105 | vs. South Alabama |
| 24. 1/30/92 | 94-105 | TEXAS |
| 25. 12/2/99 | 107-106 | TEXAS A&M (2ot) |
| 26. 12/6/99 | 82-101 | at TCU |
| 27. 1/12/18 | 79-106 | at Dayton |

YEARLY LEADERS



► B.A. Walker led VCU in scoring (14.8 ppg) and free throw percentage (.848) in 2006-07.

SCORING

| Year | Name | GP | Pts. | Avg. |
|---------|------------------|----|------|------|
| 1968-69 | Charles Wilkins | 23 | 552 | 24.0 |
| 1969-70 | Charles Wilkins | 24 | 660 | 27.5 |
| 1970-71 | Charles Wilkins | 25 | 506 | 20.2 |
| 1971-72 | Jesse Dark | 19 | 421 | 22.1 |
| 1972-73 | Bernard Harris | 20 | 387 | 19.5 |
| 1973-74 | Jesse Dark | 24 | 555 | 23.1 |
| 1974-75 | Richard Jones | 14 | 246 | 17.6 |
| 1975-76 | Tom Motley | 25 | 460 | 18.4 |
| 1976-77 | Gerald Henderson | 25 | 506 | 20.2 |
| 1977-78 | Gerald Henderson | 28 | 450 | 16.1 |
| 1978-79 | Lorenza Watson | 25 | 387 | 15.5 |
| 1979-80 | Monty Knight | 30 | 497 | 16.6 |
| 1980-81 | Kenny Stancell | 29 | 449 | 15.5 |
| 1981-82 | Monty Knight | 28 | 473 | 16.9 |
| 1982-83 | Calvin Duncan | 31 | 539 | 17.4 |
| 1983-84 | Calvin Duncan | 29 | 393 | 13.6 |
| 1984-85 | Rolando Lamb | 32 | 553 | 17.3 |
| 1985-86 | Nicky Jones | 28 | 426 | 15.2 |
| 1986-87 | Phil Stinnie | 31 | 462 | 14.9 |
| 1987-88 | Phil Stinnie | 34 | 803 | 23.6 |
| 1988-89 | Chris Cheeks | 28 | 667= | 23.8 |
| 1989-90 | Elander Lewis | 25 | 347 | 13.9 |
| 1990-91 | Kendrick Warren | 31 | 488 | 15.7 |
| 1991-92 | Kendrick Warren | 29 | 550 | 19.0 |
| 1992-93 | Kendrick Warren | 19 | 335 | 17.6 |
| 1993-94 | Kendrick Warren | 27 | 485 | 18.0 |
| 1994-95 | Tyron McCoy | 30 | 455 | 15.2 |
| 1995-96 | Bernard Hopkins | 33 | 538 | 16.3 |
| 1996-97 | Patrick Lee | 27 | 434 | 16.1 |
| 1997-98 | Mylo Brooks | 28 | 295 | 10.5 |
| 1998-99 | Bo Jones | 31 | 443 | 14.3 |
| 1999-00 | Bo Jones | 28 | 462 | 16.5 |
| 2000-01 | Bo Jones | 29 | 429 | 14.8 |
| 2001-02 | Willie Taylor | 31 | 531 | 17.1 |
| 2002-03 | Willie Taylor | 28 | 483 | 17.3 |
| 2003-04 | Domonic Jones | 31 | 505 | 16.3 |
| 2004-05 | Nick George | 32 | 538 | 16.8 |

| | | | | |
|---------|---------------------|----|-----|------|
| 2005-06 | Nick George | 29 | 491 | 16.9 |
| 2006-07 | B.A. Walker | 35 | 517 | 14.8 |
| 2007-08 | Eric Maynor | 32 | 573 | 17.9 |
| 2008-09 | Eric Maynor | 34 | 760 | 22.4 |
| 2009-10 | Larry Sanders | 35 | 504 | 14.4 |
| 2010-11 | Jamie Skeen | 40 | 611 | 15.7 |
| 2011-12 | Bradford Burgess | 36 | 484 | 13.4 |
| 2012-13 | Treveen Graham | 36 | 544 | 15.1 |
| 2013-14 | Treveen Graham | 35 | 553 | 15.8 |
| 2014-15 | Treveen Graham | 33 | 533 | 16.2 |
| 2015-16 | Melvin Johnson | 36 | 626 | 17.4 |
| 2016-17 | JeQuan Lewis | 35 | 531 | 15.2 |
| 2017-18 | Justin Tillman | 33 | 625 | 18.9 |
| 2018-19 | Marcus Evans | 33 | 448 | 13.6 |
| 2019-20 | Marcus Santos-Silva | 31 | 397 | 12.8 |
| 2020-21 | Nah'Shon Hyland | 24 | 467 | 19.5 |
| 2021-22 | Vince Williams Jr. | 30 | 422 | 14.1 |
| 2022-23 | Ace Baldwin Jr. | 30 | 381 | 12.7 |
| 2023-24 | Max Shulga | 37 | 519 | 14.0 |

REBOUNDING

| Year | Name | GP | Rebs. | Avg. |
|---------|-----------------|----|-------|------|
| 1968-69 | Not available | | | |
| 1969-70 | Charles Wilkins | 24 | 398 | 16.6 |
| 1970-71 | Greg McDougald | 25 | 323 | 12.9 |
| 1971-72 | Richard Jones | 19 | 249 | 13.1 |
| 1972-73 | Bernard Harris | 20 | 217 | 10.9 |
| 1973-74 | Bernard Harris | 24 | 279 | 11.6 |
| 1974-75 | Tom Motley | 25 | 211 | 8.4 |
| 1975-76 | Tom Motley | 25 | 213 | 8.5 |
| 1976-77 | Lorenza Watson | 26 | 311 | 12.0 |
| 1977-78 | Lorenza Watson | 28 | 332 | 11.9 |
| 1978-79 | Lorenza Watson | 25 | 313 | 12.5 |
| 1979-80 | Greg McCray | 30 | 192 | 6.4 |
| 1980-81 | Greg McCray | 29 | 281 | 9.7 |
| 1981-82 | Kenny Stancell | 28 | 228 | 8.1 |
| 1982-83 | Fred Brown | 31 | 234 | 7.5 |
| 1983-84 | Mike Schlegel | 30 | 215 | 7.2 |

| | | | | |
|---------|---------------------|----|-----|------|
| 1984-85 | Mike Schlegel | 32 | 260 | 8.1 |
| 1985-86 | Phil Stinnie | 28 | 199 | 7.1 |
| 1986-87 | Phil Stinnie | 31 | 233 | 7.5 |
| 1987-88 | John Thompson | 35 | 279 | 8.0 |
| 1988-89 | Martin Henlan | 28 | 253 | 9.0 |
| 1989-90 | Martin Henlan | 28 | 215 | 7.7 |
| 1990-91 | Kendrick Warren | 31 | 265 | 8.5 |
| 1991-92 | Kendrick Warren | 29 | 276 | 9.5 |
| 1992-93 | Kendrick Warren | 19 | 172 | 9.1 |
| 1993-94 | Kendrick Warren | 27 | 336 | 12.4 |
| 1994-95 | Bernard Hopkins | 30 | 254 | 8.5 |
| 1995-96 | Bernard Hopkins | 33 | 333 | 10.1 |
| 1996-97 | George Byrd | 27 | 143 | 7.2 |
| 1997-98 | Torrance Archie | 28 | 181 | 6.5 |
| 1998-99 | Shawn Hampton | 31 | 209 | 6.7 |
| 1999-00 | Shawn Hampton | 28 | 191 | 6.8 |
| 2000-01 | L.F. Likholitov | 29 | 203 | 7.0 |
| 2001-02 | L.F. Likholitov | 32 | 246 | 7.7 |
| 2002-03 | Troy Godwin | 28 | 230 | 8.2 |
| 2003-04 | Troy Godwin | 31 | 217 | 7.0 |
| 2004-05 | Nick George | 32 | 186 | 5.8 |
| 2005-06 | Jesse Pellot-Rosa | 29 | 148 | 5.1 |
| 2006-07 | Wil Fameni | 35 | 189 | 5.4 |
| 2007-08 | Larry Sanders | 32 | 165 | 5.2 |
| 2008-09 | Larry Sanders | 34 | 292 | 8.6 |
| 2009-10 | Larry Sanders | 34 | 319 | 9.1 |
| 2010-11 | Jamie Skeen | 40 | 286 | 7.3 |
| 2011-12 | Juvonte Reddic | 36 | 240 | 6.7 |
| 2012-13 | Juvonte Reddic | 36 | 291 | 8.1 |
| 2013-14 | Juvonte Reddic | 35 | 294 | 8.4 |
| 2014-15 | Treveen Graham | 33 | 233 | 7.1 |
| 2015-16 | Justin Tillman | 36 | 219 | 6.1 |
| 2016-17 | Justin Tillman | 33 | 288 | 8.7 |
| 2017-18 | Justin Tillman | 33 | 327 | 9.9 |
| 2018-19 | Marcus Santos-Silva | 33 | 243 | 7.4 |
| 2019-20 | Marcus Santos-Silva | 31 | 277 | 8.9 |
| 2020-21 | Vince Williams Jr. | 26 | 136 | 5.2 |
| 2021-22 | Vince Williams Jr. | 30 | 179 | 6.0 |




► Kendrick Warren led the Rams in both scoring and rebounding every season from 1990-94.

| | | | | |
|---------|---------------|----|-----|-----|
| 2022-23 | Jalen DeLoach | 34 | 234 | 6.9 |
| 2023-24 | Tobi Lawal | 38 | 227 | 6.0 |

FIELD GOAL PERCENTAGE

| Year | Name | FGM-FGA | Pct. |
|---------|----------------------|---------|------|
| 1968-69 | Not available | | |
| 1969-70 | Not available | | |
| 1970-71 | Greg McDougald | 181-375 | .482 |
| 1971-72 | Bernard Harris | 152-252 | .603 |
| 1972-73 | Not available | | |
| 1973-74 | Bernard Harris | 210-415 | .506 |
| 1974-75 | Tom Motley | 141-276 | .510 |
| 1975-76 | Gerald Henderson | 196-395 | .496 |
| 1976-77 | Lorenza Watson | 159-293 | .543 |
| 1977-78 | Gerald Henderson | 185-377 | .491 |
| 1978-79 | Danny Kottak | 147-271 | .542 |
| 1979-80 | Edmund Sherod | 164-307 | .534 |
| 1980-81 | Danny Kottak | 147-254 | .579 |
| 1981-82 | Kenny Stinnie | 168-305 | .551 |
| 1982-83 | Fred Brown | 201-377 | .533 |
| 1983-84 | Michael Brown | 151-265 | .574 |
| 1984-85 | Mike Schlegel | 167-291 | .574 |
| 1985-86 | Michael Brown | 160-333 | .480 |
| 1986-87 | Phil Stinnie | 177-349 | .507 |
| 1987-88 | Phil Stinnie | 292-604 | .483 |
| 1988-89 | Chris Cheeks | 246-520 | .473 |
| 1989-90 | Elander Lewis | 144-309 | .466 |
| 1990-91 | Kendrick Warren | 204-377 | .541 |
| 1991-92 | Kendrick Warren | 229-422 | .543 |
| 1992-93 | Sherron Mills | 196-348 | .563 |
| 1993-94 | Kendrick Warren | 195-366 | .533 |
| 1994-95 | Bernard Hopkins | 172-294 | .585 |
| 1995-96 | Bernard Hopkins | 224-400 | .560 |
| 1996-97 | Patrick Lee | 147-313 | .470 |
| 1997-98 | Torrance Archie | 98-183 | .536 |
| 1998-99 | Shannon Martin | 101-206 | .490 |
| 1999-00 | Shawn Hampton | 102-199 | .513 |
| 2000-01 | L.F. Likholitov | 111-196 | .566 |
| 2001-02 | L.F. Likholitov | 122-237 | .515 |
| 2002-03 | Willie Taylor | 164-333 | .492 |
| 2003-04 | Troy Godwin | 151-262 | .576 |
| 2004-05 | Michael Doles | 156-333 | .468 |
| 2005-06 | Nick George | 167-357 | .468 |
| 2006-07 | Wil Fameni | 123-255 | .482 |
| 2007-08 | Larry Sanders | 63-125 | .504 |
| 2008-09 | Kirill Pishchalnikov | 67-124 | .540 |
| 2009-10 | Larry Sanders | 196-367 | .534 |
| 2010-11 | Jamie Skeen | 198-382 | .518 |
| 2011-12 | Juvonte Reddic | 149-290 | .514 |
| 2012-13 | Juvonte Reddic | 210-369 | .569 |
| 2013-14 | Juvonte Reddic | 165-324 | .509 |
| 2014-15 | Mo Alie-Cox | 101-170 | .594 |
| 2015-16 | Mo Alie-Cox | 137-224 | .612 |
| 2016-17 | Justin Tillman | 174-294 | .592 |
| 2017-18 | Khris Lane | 91-162 | .562 |
| 2018-19 | Marcus Santos-Silva | 129-217 | .594 |
| 2019-20 | Marcus Santos-Silva | 161-283 | .569 |
| 2020-21 | Hason Ward | 67-115 | .583 |
| 2021-22 | Jalen DeLoach | 58-99 | .586 |
| 2022-23 | Nick Kern Jr. | 80-129 | .620 |
| 2023-24 | Tobi Lawal | 110-165 | .667 |

FREE THROW PERCENTAGE



► Bernard Hopkins paced VCU in rebounding and field goal percentage during both the 1994-95 and 1995-96 campaigns. He also led the Rams in scoring in 1995-96.

| Year | Name | FT-FTA | Pct. |
|---------|----------------|---------|------|
| 1968-69 | Not available | | |
| 1969-70 | Not available | | |
| 1970-71 | Charles Booker | 67-97 | .691 |
| 1971-72 | Jesse Dark | 76-109 | .699 |
| 1972-73 | Not available | | |
| 1973-74 | Jesse Dark | 65-90 | .722 |
| 1974-75 | Richard Jones | 50-67 | .746 |
| 1975-76 | Tic Price | 65-88 | .739 |
| 1976-77 | Tim Binns | 53-65 | .815 |
| 1977-78 | Penny Elliott | 91-122 | .746 |
| 1978-79 | Danny Kottak | 70-90 | .778 |
| 1979-80 | Edmund Sherod | 93-118 | .788 |
| 1980-81 | Danny Kottak | 76-96 | .792 |
| 1981-82 | Monty Knight | 79-103 | .767 |
| 1982-83 | Calvin Duncan | 145-174 | .833 |
| 1983-84 | Calvin Duncan | 111-140 | .793 |
| 1984-85 | Calvin Duncan | 119-147 | .810 |
| 1985-86 | Nicky Jones | 94-115 | .817 |

| | | | |
|---------|--------------------|---------|------|
| 1986-87 | Phil Stinnie | 105-144 | .729 |
| 1987-88 | Phil Stinnie | 188-228 | .825 |
| 1988-89 | Chris Cheeks | 126-165 | .764 |
| 1989-90 | Lionel Bacon | 34-47 | .723 |
| 1990-91 | Derek Thompkins | 36-39 | .923 |
| 1991-92 | Sherron Mills | 72-103 | .699 |
| 1992-93 | Sherron Mills | 70-100 | .700 |
| 1993-94 | Tyron McCoy | 111-134 | .828 |
| 1994-95 | Tyron McCoy | 92-120 | .767 |
| 1995-96 | George Byrd | 92-145 | .634 |
| 1996-97 | Patrick Lee | 78-98 | .796 |
| 1997-98 | Mylo Brooks | 70-92 | .761 |
| 1998-99 | Bo Jones | 71-91 | .780 |
| 1999-00 | Bo Jones | 92-109 | .844 |
| 2000-01 | Bo Jones | 93-112 | .830 |
| 2001-02 | Willie Taylor | 153-180 | .850 |
| 2002-03 | Emanuel Mathis | 67-76 | .882 |
| 2003-04 | Michael Doles | 55-79 | .696 |
| 2004-05 | B.A. Walker | 61-71 | .859 |
| 2005-06 | Nick George | 105-147 | .714 |
| 2006-07 | B.A. Walker | 67-79 | .848 |
| 2007-08 | Jamal Shuler | 75-94 | .798 |
| 2008-09 | Eric Maynor | 198-243 | .815 |
| 2009-10 | Joey Rodriguez | 95-118 | .805 |
| 2010-11 | Joey Rodriguez | 93-114 | .816 |
| 2011-12 | Troy Daniels | 43-51 | .843 |
| 2012-13 | Briante Weber | 51-65 | .785 |
| 2013-14 | Rob Brandenburg | 44-55 | .800 |
| 2014-15 | JeQuan Lewis | 77-96 | .802 |
| 2015-16 | JeQuan Lewis | 96-112 | .857 |
| 2016-17 | JeQuan Lewis | 112-137 | .818 |
| 2017-18 | Jonathan Williams | 98-125 | .784 |
| 2018-19 | Issac Vann | 81-99 | .818 |
| 2019-20 | De'Riante Jenkins | 63-72 | .875 |
| 2020-21 | Nah'Shon Hyland | 94-104 | .862 |
| 2021-22 | Vince Williams Jr. | 83-102 | .814 |
| 2022-23 | Ace Baldwin Jr. | 93-117 | .795 |
| 2023-24 | Max Shulga | 141-161 | .876 |



► Sherron Mills shot a team-high 56.3 percent from the field in 1992-93, while connecting at a 70 percent clip from the free throw line.

1,000-POINT SCORERS


| Rk. | Name | Hometown | Years | Points |
|-----|-------------------|----------------------|----------------|--------|
| 1. | Eric Maynor | Raeford, N.C. | 2005-08 | 1,953 |
| 2. | Treveon Graham | Temple Hills, Md. | 2011-15 | 1,882 |
| 3. | Kendrick Warren | Richmond, Va. | 1990-94 | 1,858 |
| 4. | Charles Wilkins | Richmond, Va. | 1968-71 | 1,716 |
| 5. | Bradford Burgess | Midlothian, Va. | 2008-12 | 1,684 |
| 6. | Melvin Johnson | Bronx, N.Y. | 2012-16 | 1,657 |
| 7. | Phil Stinnie | Charlottesville, Va. | 1984-88 | 1,645 |
| 8. | Calvin Duncan | Linden, N.J. | 1981-85 | 1,630 |
| 9. | Domonic Jones | Chesterfield, Va. | 2000-04 | 1,616 |
| 10. | Jesse Dark | Richmond, Va. | 1970-74 | 1,586 |
| 11. | Monty Knight | Richmond, Va. | 1978-82 | 1,549 |
| 12. | Nick George | Manchester, England | 2002-06 | 1,546 |
| 13. | Gerald Henderson | Richmond, Va. | 1974-78 | 1,542 |
| 14. | B.A. Walker | Onancock, Va. | 2003-07 | 1,480 |
| 15. | Tyron McCoy | Bethune, S.C. | 1991-95 | 1,456 |
| 16. | JeQuan Lewis | Dickson, Tenn. | 2013-17 | 1,444 |
| 17. | Juvonte Reddic | Winston-Salem, N.C. | 2010-14 | 1,438 |
| 18. | Justin Tillman | Detroit, Mich. | 2014-18 | 1,415 |
| 19. | Bernard Harris | Roanoke, Va. | 1970-74 | 1,379 |
| 20. | Michael Brown | Hopewell, Va. | 1982-86 | 1,369 |
| 21. | Willie Taylor | Nashville, Tenn. | 2000-03 | 1,367 |
| 22. | Joey Rodriguez | Merritt Island, Fla. | 2007-11 | 1,362 |
| 23. | Bo Jones | Richmond, Va. | 1998-01 | 1,334 |
| 24. | Edmund Sherod | Richmond, Va. | 1977-81 | 1,324 |
| 25. | Chris Cheeks | Washington, D.C. | 1987-89 | 1,273 |
| 26. | Danny Kottak | Louisville, Ky. | 1977-81 | 1,270 |
| 27. | Lorenza Watson | Farmville, Va. | 1975-79 | 1,257 |
| 28. | Rob Brandenburg | Gahanna, Ohio | 2010-14 | 1,219 |
| 29. | Kenny Stancell | Galatia, N.C. | 1978-82 | 1,184 |
| 30. | Tom Motley | Danville, Va. | 1972-76 | 1,180 |
| 31. | De'Riante Jenkins | Eutawville, S.C. | 2016-20 | 1,179 |
| 32. | Mike Schlegel | Bay Shore, N.Y. | 1981-85 | 1,173 |
| 33. | Rolando Lamb | Portsmouth, Va. | 1981-85 | 1,130 |
| 34. | Jesse Pellot-Rosa | Richmond, Va. | 2003-07 | 1,128 |
| 35. | Mo Alie-Cox | Alexandria, Va. | 2013-17 | 1,092 |
| 36. | LaMar Taylor | Richmond, Va. | 1997-01 | 1,078 |
| 37. | Larry Sanders | Fort Pierce, Fla. | 2007-10 | 1,044 |
| 38. | Richard Jones | Richmond, Va. | 1971-75 | 1,019 |
| 39. | Jamal Shuler | Jacksonville, N.C. | 2004-08 | 1,011 |
| | RPI – Len Creech | Richmond, Va. | 1964-67, 68-69 | 2,019 |




Maynor




Graham



Warren




Wilkins




Burgess



Johnson



Henderson



Duncan

VCU IN THE NBA

VCU RAMS DRAFTED INTO THE NBA

| Player | Year | Round (No.) | Team |
|---------------------|------|-------------|------------------------|
| Bernie Harris* | 1974 | 4 (63) | Buffalo Braves |
| Jesse Dark* | 1974 | 2 (32) | New York Knicks |
| Rich Jones | 1975 | 5 (89) | Washington Bullets |
| Gerald Henderson* | 1978 | 3 (64) | San Antonio Spurs |
| Ren Watson | 1979 | 7 (137) | Golden State Warriors |
| Ken Jones | 1980 | 5 (109) | Milwaukee Bucks |
| Edmund Sherod* | 1981 | 4 (72) | New Jersey Nets |
| Greg McCray | 1981 | 9 (203) | Boston Celtics |
| Ken Stancell | 1982 | 4 (83) | Golden State Warriors |
| Monty Knight | 1982 | 8 (162) | Cleveland Cavaliers |
| Fred Brown | 1983 | 7 (159) | Phoenix Suns |
| Calvin Duncan | 1985 | 2 (30) | Cleveland Cavaliers |
| Rolando Lamb | 1985 | 3 (53) | Seattle Supersonics |
| Mike Schlegel | 1985 | 5 (96) | New York Knicks |
| Nicky Jones | 1986 | 5 (111) | Atlanta Hawks |
| Phil Stinnie | 1988 | 3 (69) | New York Knicks |
| Sherron Mills | 1993 | 2 (29) | Minnesota Timberwolves |
| Eric Maynor* | 2009 | 1 (20) | Utah Jazz |
| Larry Sanders* | 2010 | 1 (15) | Milwaukee Bucks |
| Nah'Shon Hyland* | 2021 | 1 (26) | Denver Nuggets |
| Vince Williams Jr.* | 2022 | 2 (47) | Memphis Grizzlies |



► **DID YOU KNOW?** With the selections of Eric Maynor (2009 - Utah) (pictured) and Larry Sanders (2010 - Milwaukee), VCU became the first school in the state of Virginia to produce back-to-back first round NBA Draft picks.

* - Played in NBA



VCU RAMS WHO PLAYED IN THE NBA (THROUGH 2023-24 SEASON)

| Player | From | To | Games | Teams |
|-------------------------|------|---------|-------|--|
| Bernie Harris | 1974 | 1975 | 11 | Braves |
| Jesse Dark | 1974 | 1974 | 47 | Knicks |
| Gerald Henderson | 1978 | 1992 | 871 | Celtics, Supersonics, Knicks, 76ers, Pistons, Rockets |
| Edmund Sherod | 1982 | 1983 | 64 | Knicks |
| Eric Maynor | 2009 | 2014 | 267 | Jazz, Thunder, Trailblazers, Wizards, 76ers |
| Larry Sanders | 2010 | 2015 | 233 | Bucks, Cavaliers |
| Briante Weber | 2016 | 2018 | 45 | Grizzlies, Heat, Warriors, Hornets, Rockets |
| Troy Daniels | 2014 | 2020 | 339 | Rockets, Timberwolves, Hornets, Grizzlies, Suns, Lakers, Nuggets |
| Treveen Graham | 2016 | 2020 | 180 | Hornets, Nets, Hawks |
| Nah'Shon "Bones" Hyland | 2021 | Present | 162 | Nuggets, Clippers |
| Vince Williams Jr. | 2022 | Present | 67 | Grizzlies |

YEAR-BY-YEAR RESULTS

1968-69

Coach: Benny Dees

Record: 12-11

| | | | |
|---------|------------------------------|---|---------|
| Nov. 27 | at Augusta | L | 71-89 |
| Nov. 30 | at Georgia Southern | L | 88-105 |
| Dec. 6 | WASHINGTON & LEE | L | 70-83 |
| Dec. 7 | at Hampden-Sydney | L | 79-83 |
| Dec. 9 | N. NEWS APPRENTICE | W | 78-69 |
| Dec. 13 | SOUTHEASTERN | W | 120-77 |
| Dec. 14 | at Pembroke State | W | 86-77 |
| Dec. 18 | #at Bridgewater | W | 101-84 |
| Dec. 19 | #vs. New York Tech | L | 81-103 |
| Dec. 20 | #vs. West Liberty State (ot) | W | 106-100 |
| Dec. 21 | #vs. Maryland State | L | 69-71 |
| Dec. 27 | %vs. Roanoke | L | 59-84 |
| Dec. 28 | %vs. West Virginia State | W | 79-73 |
| Dec. 29 | %vs. Denison | W | 76-69 |
| Jan. 7 | at Washington & Lee | L | 75-80 |
| Jan. 9 | at Virginia Union | W | 96-74 |
| Jan. 11 | PEMBROKE STATE | W | 72-57 |
| Jan. 15 | at High Point | L | 77-109 |
| Feb. 5 | at Old Dominion | L | 69-101 |
| Feb. 8 | at Southeastern | W | 89-60 |
| Feb. 12 | VIRGINIA UNION | L | 82-89 |
| Feb. 18 | BRIDGEWATER | W | 95-86 |
| Feb. 20 | HAMPDEN-SYDNEY | W | 101-84 |

#Quantico Tournament, Quantico, Va.

%Fort Eustis Tournament, Newport News, Va.

All home games played at Franklin Street Gym

1969-70

Coach: Benny Dees

Record: 13-10

| | | | |
|---------|-----------------------|---|--------|
| Nov. 28 | COLL. OF CHARLESTON | W | 142-83 |
| Dec. 2 | at Long Island | L | 67-72 |
| Dec. 4 | at Western Kentucky | L | 73-115 |
| Dec. 6 | at Tennessee Tech | L | 81-88 |
| Dec. 8 | at Providence | L | 71-103 |
| Dec. 10 | OLD DOMINION | L | 82-93 |
| Dec. 16 | HAMPDEN-SYDNEY | W | 86-59 |
| Dec. 19 | ATLANTIC CHRISTIAN | W | 123-99 |
| Dec. 22 | at Akron | W | 87-85 |
| Jan. 5 | WASHINGTON & LEE | W | 90-83 |
| Jan. 10 | SOUTHEASTERN | W | 110-78 |
| Jan. 21 | at Old Dominion | L | 90-94 |
| Jan. 24 | at Loyola (La.) | L | 99-121 |
| Feb. 4 | VIRGINIA STATE (ot) | W | 96-92 |
| Feb. 6 | YORK | W | 96-77 |
| Feb. 7 | VIRGINIA UNION | W | 103-93 |
| Feb. 9 | at Atlantic Christian | W | 111-87 |
| Feb. 10 | PIKEVILLE | W | 106-80 |
| Feb. 16 | HIGH POINT | W | 105-77 |
| Feb. 19 | at Hampden-Sydney | W | 87-81 |
| Feb. 21 | at Ohio | L | 75-95 |
| Feb. 23 | at Eastern Kentucky | L | 78-84 |
| Feb. 24 | at Washington & Lee | L | 71-87 |

All home games played at Franklin Street Gym

1970-71

Coach: Chuck Noe

Record: 15-9

| | | | |
|---------|----------------------|---|--------|
| Dec. 1 | at Bradley | L | 70-102 |
| Dec. 2 | at Butler | L | 97-99 |
| Dec. 3 | at DePaul | L | 77-100 |
| Dec. 5 | BLUEFIELD STATE | W | 105-86 |
| Dec. 7 | CAMPBELL | W | 79-78 |
| Dec. 10 | at Western Kentucky | L | 71-96 |
| Dec. 12 | at Eastern Kentucky | L | 80-107 |
| Dec. 19 | AKRON | W | 74-70 |
| Dec. 28 | MINNESOTA | W | 63-56 |
| Jan. 6 | MOUNT ST. MARY'S | W | 97-78 |
| Jan. 9 | UNC WILMINGTON | W | 114-66 |
| Jan. 18 | HAVERFORD | W | 93-49 |
| Jan. 22 | at Virginia Union | W | 90-76 |
| Jan. 25 | at Virginia State | W | 107-68 |
| Jan. 28 | at Arkansas State | L | 86-94 |
| Jan. 30 | at LSU-New Orleans | L | 96-99 |
| Feb. 5 | SOUTHEASTERN | W | 116-56 |
| Feb. 10 | OLD DOMINION | W | 79-71 |
| Feb. 13 | at York | W | 117-89 |
| Feb. 14 | at St. Francis (Pa.) | L | 74-80 |

| | | | |
|---------|-------------------|---|--------|
| Feb. 18 | VIRGINIA STATE | W | 112-74 |
| Feb. 20 | at UNC Wilmington | W | 104-75 |
| Feb. 22 | VIRGINIA UNION | W | 81-76 |
| Feb. 27 | at Old Dominion | L | 85-98 |

All home games played at Franklin Street Gym

1971-72

Coach: Chuck Noe

Record: 15-4

| | | | |
|---------|-----------------------------|---|--------|
| Dec. 4 | JAMES MADISON FS | W | 93-68 |
| Dec. 6 | WILMINGTON FS | W | 102-70 |
| Dec. 9 | at Missouri | L | 66-73 |
| Dec. 11 | at Western Kentucky | L | 76-85 |
| Dec. 16 | BALTIMORE FS | W | 86-76 |
| Dec. 18 | GLASSBORO STATE FS | W | 86-72 |
| Dec. 20 | EAST TENN. STATE RC | W | 84-71 |
| Jan. 3 | ST. FRANCIS RC | W | 109-94 |
| Jan. 10 | NORFOLK STATE RC | L | 97-109 |
| Jan. 21 | SOUTHEASTERN FS | W | 103-48 |
| Jan. 29 | VALPARAISO FS | W | 86-76 |
| Jan. 31 | VIRGINIA UNION FS | W | 90-85 |
| Feb. 2 | at Mount St. Mary's | W | 96-65 |
| Feb. 8 | SOUTHEASTERN FS | W | 122-73 |
| Feb. 14 | at Virginia Union | W | 109-94 |
| Feb. 18 | at Fairleigh Dickinson (ot) | L | 86-89 |
| Feb. 21 | LOYOLA (La.) RC | W | 112-99 |
| Mar. 1 | at Wilmington | W | 103-80 |
| Mar. 6 | IONA RC | W | 93-74 |

FS – Franklin Street Gym

RC – Richmond Coliseum

1972-73

Coach: Chuck Noe

Record: 15-5

| | | | |
|---------|-------------------------|---|--------|
| Nov. 27 | WILMINGTON FS | W | 94-75 |
| Dec. 4 | at East Tennessee State | W | 79-69 |
| Dec. 5 | at Morehead State | L | 90-103 |
| Dec. 9 | at Eastern Kentucky | L | 86-96 |
| Dec. 12 | FAIR. DICKINSON RC | W | 63-47 |
| Dec. 21 | E. KENTUCKY RC | W | 69-63 |
| Jan. 10 | WEST CHESTER RC | W | 87-65 |
| Jan. 13 | at Wilmington | W | 83-75 |
| Jan. 15 | at Norfolk State | W | 92-91 |
| Jan. 17 | CANISIUS RC | W | 80-66 |
| Jan. 20 | at Centenary | L | 74-102 |
| Jan. 27 | N. CAROLINA A&T RC | W | 79-78 |
| Jan. 30 | at Northern Illinois | L | 81-91 |
| Feb. 2 | VIRGINIA UNION FS | L | 75-77 |
| Feb. 7 | EAST TENN. STATE RC | W | 61-50 |
| Feb. 10 | at Baltimore | W | 67-61 |
| Feb. 15 | at Virginia Union | W | 79-76 |
| Feb. 20 | at Iona | W | 81-74 |
| Feb. 24 | BROOKLYN FS | W | 115-70 |
| Feb. 27 | SOUTHEASTERN FS | W | 121-70 |

FS – Franklin Street Gym

RC – Richmond Coliseum

1973-74

Coach: Chuck Noe

Record: 17-7

| | | | |
|---------|----------------------|---|---------|
| Dec. 1 | EAST TENN. STATE RC | W | 96-55 |
| Dec. 4 | MOREHEAD STATE RC | W | 116-85 |
| Dec. 8 | NORTHERN ILLINOIS RC | W | 87-71 |
| Dec. 11 | at Middle Tennessee | L | 80-102 |
| Dec. 15 | at Canisius | L | 96-103 |
| Dec. 19 | TEXAS A&M RC | W | 72-71 |
| Dec. 21 | AUSTIN PEAY (ot) RC | L | 101-102 |
| Dec. 26 | at Pacific | L | 75-80 |
| Dec. 28 | at Boise State | W | 87-85 |
| Jan. 4 | at Mercer | L | 89-90 |
| Jan. 7 | at Austin Peay | L | 65-81 |
| Jan. 12 | at Cincinnati | L | 51-57 |
| Jan. 15 | CORNELL RC | W | 107-64 |
| Jan. 18 | ST. MARY'S FS | W | 117-91 |
| Jan. 21 | CENTENARY RC | W | 82-79 |
| Jan. 27 | at Detroit | W | 77-70 |
| Jan. 29 | BUFFALO STATE FS | W | 119-69 |
| Feb. 4 | UNC ASHEVILLE FS | W | 111-70 |
| Feb. 8 | NE ILLINOIS FS | W | 98-76 |
| Feb. 11 | WEST FLORIDA FS | W | 102-64 |

| | | | |
|---------|-----------------|---|--------|
| Feb. 16 | IONA RC | W | 94-73 |
| Feb. 18 | WILMINGTON FS | W | 108-71 |
| Feb. 22 | SOUTHEASTERN FS | W | 125-74 |
| Feb. 25 | MERCER RC | W | 110-92 |

FS – Franklin Street Gym

RC – Richmond Coliseum

1974-75

Coach: Chuck Noe

Record: 17-8

| | | | |
|---------|----------------------|---|--------|
| Nov. 30 | at Iowa | L | 80-95 |
| Dec. 2 | WILMINGTON FS | W | 104-96 |
| Dec. 5 | HARDIN-SIMMONS RC | W | 112-74 |
| Dec. 7 | at Baylor | L | 81-83 |
| Dec. 9 | at Hardin-Simmons | W | 84-71 |
| Dec. 10 | at Texas A&M | L | 84-98 |
| Dec. 17 | CENTENARY RC | W | 76-75 |
| Dec. 19 | NE LOUISIANA FS | W | 83-75 |
| Dec. 21 | BUFFALO RC | W | 105-73 |
| Dec. 28 | #ST. PETER'S RC | W | 86-68 |
| Dec. 29 | #TEXAS A&M RC | L | 80-84 |
| Jan. 8 | BAPTIST (S.C.) FS | W | 116-79 |
| Jan. 11 | at Maine | L | 90-91 |
| Jan. 15 | MD-EAST. SHORE RC | W | 89-57 |
| Jan. 21 | ST. MARY'S FS | W | 120-60 |
| Jan. 25 | WESTERN ILLINOIS FS | W | 99-83 |
| Jan. 27 | at Centenary | L | 66-73 |
| Feb. 8 | MERCER RC | W | 95-75 |
| Feb. 11 | DELAWARE STATE FS | W | 91-60 |
| Feb. 15 | ELMIRA FS | W | 113-75 |
| Feb. 17 | at Md.-Eastern Shore | W | 85-75 |
| Feb. 22 | at Mercer | W | 68-63 |
| Feb. 24 | CANISIUS RC | W | 86-61 |
| Feb. 28 | DETROIT RC | L | 58-67 |
| Mar. 3 | at Auburn | L | 72-117 |

#Lions-VCU Holiday Tourn., Richmond Coliseum

FS – Franklin Street Gym

RC – Richmond Coliseum

1975-76

Coach: Chuck Noe

Record: 16-9

| | | | |
|---------|-------------------------|---|--------|
| Nov. 29 | BALTIMORE FS | W | 84-78 |
| Dec. 1 | WILMINGTON FS | W | 99-75 |
| Dec. 9 | at Southern Illinois | L | 69-79 |
| Dec. 13 | BAYLOR RC | W | 68-64 |
| Dec. 16 | at Centenary | L | 69-94 |
| Dec. 18 | at Georgia State | L | 56-57 |
| Dec. 20 | NORTHEASTERN RC | W | 102-81 |
| Dec. 29 | #CCNY RC | W | 115-70 |
| Dec. 30 | #MICHIGAN STATE RC | W | 80-75 |
| Jan. 3 | at Memphis State | L | 72-92 |
| Jan. 13 | at Western Illinois | W | 83-81 |
| Jan. 16 | MD-EAST. SHORE RC | W | 92-68 |
| Jan. 19 | BROCKPORT STATE FS | W | 102-71 |
| Jan. 24 | at North Texas State | L | 72-89 |
| Jan. 26 | at Oral Roberts | L | 68-84 |
| Jan. 29 | at Richmond | L | 65-71 |
| Jan. 31 | OKLAHOMA CITY RC | W | 67-66 |
| Feb. 3 | CHARLES. BAPTIST FS | W | 120-61 |
| Feb. 6 | MAINE FS | W | 92-82 |
| Feb. 10 | RICHMOND RC | L | 66-68 |
| Feb. 17 | at Brockport State (ot) | W | 104-99 |
| Feb. 18 | at Buffalo | W | 97-78 |
| Feb. 21 | DELAWARE STATE FS | W | 105-75 |
| Mar. 1 | CENTENARY RC | L | 94-98 |
| Mar. 4 | BENTLEY FS | W | 96-56 |

#VCU-Holiday Tournament, Richmond Coliseum

FS – Franklin Street Gym

RC – Richmond Coliseum

1976-77

Coach: Dana Kirk

Record: 13-13

| | | | |
|---------|-----------------------|---|-------|
| Nov. 29 | N. CAROLINA A&T RC | W | 86-57 |
| Dec. 1 | SOUTH CAROLINA ST. FS | W | 78-70 |
| Dec. 4 | RICHMOND (ot) RC | L | 66-68 |
| Dec. 6 | at Louisville | L | 60-89 |
| Dec. 11 | MIDDLE TENNESSEE RC | L | 50-59 |
| Dec. 13 | SOUTHEASTERN FS | W | 87-67 |

| | | | |
|---------|-----------------------|---|--------|
| Dec. 16 | AUBURN RC | L | 59-109 |
| Dec. 18 | GEORGIA SOUTHERN RC | W | 70-65 |
| Dec. 29 | #VIRGINIA RC | L | 58-65 |
| Dec. 30 | #RICHMOND RC | L | 55-58 |
| Jan. 3 | at Western Carolina | W | 79-66 |
| Jan. 12 | METHODIST FS | W | 81-64 |
| Jan. 18 | at Boston University | L | 72-77 |
| Jan. 22 | GEORGIA STATE RC | W | 72-56 |
| Jan. 27 | at Tulsa | L | 60-66 |
| Jan. 29 | at Oral Roberts | L | 52-72 |
| Feb. 5 | WRIGHT STATE RC | W | 82-70 |
| Feb. 7 | WESTERN CAROLINA RC | W | 69-63 |
| Feb. 12 | DELAWARE STATE FS | W | 78-52 |
| Feb. 14 | at South Alabama | L | 76-78 |
| Feb. 17 | ROBERT MORRIS FS | W | 97-70 |
| Feb. 19 | at Georgia Southern | L | 81-88 |
| Feb. 23 | SOUTH ALABAMA (ot) RC | W | 85-70 |
| Feb. 26 | at Richmond (ot) | L | 75-78 |
| Mar. 1 | LIBERTY FS | W | 85-74 |
| Mar. 4 | at Charlotte | L | 72-87 |

#Times-Dispatch Invitational, Richmond Coliseum
 FS – Franklin Street Gym
 RC – Richmond Coliseum

1977-78

Coach: Dana Kirk
Record: 24-5

National Invitation Tournament - First Round

| | | | |
|---------|-----------------------------|---|-------|
| Nov. 25 | WILLIAM & MARY (:10) | L | 54-55 |
| Nov. 26 | at Richmond | W | 79-62 |
| Dec. 3 | WEST. CAROLINA RC | W | 94-73 |
| Dec. 5 | SOUTHEASTERN FS | W | 90-75 |
| Dec. 8 | METHODIST FS | W | 94-71 |
| Dec. 13 | GEORGIA STATE (ot) RC | W | 71-69 |
| Dec. 17 | OLD DOMINION RC | W | 73-67 |
| Dec. 20 | SAMFORD RC | W | 67-59 |
| Dec. 28 | %NORFOLK STATE RC | W | 77-67 |
| Dec. 29 | %EAST TENN. STATE RC | W | 86-71 |
| Jan. 2 | BOSTON UNIVERSITY FS | W | 82-67 |
| Jan. 5 | at North Carolina A&T | W | 63-58 |
| Jan. 11 | JAMES MADISON RC | W | 64-54 |
| Jan. 14 | at Georgia State | L | 79-89 |
| Jan. 16 | at Western Carolina | W | 88-61 |
| Jan. 21 | RICHMOND RC | W | 82-63 |
| Jan. 25 | ATLANTIC CHRISTIAN FS | W | 97-64 |
| Jan. 28 | at James Madison (ot) (:00) | W | 60-59 |
| Feb. 1 | at William & Mary | W | 73-62 |
| Feb. 4 | at Wright State | W | 63-59 |
| Feb. 10 | #VIRGINIA TECH RC | L | 63-71 |
| Feb. 11 | #RICHMOND RC | W | 67-66 |
| Feb. 16 | CHARLOTTE RC | W | 80-75 |
| Feb. 22 | at Old Dominion | W | 73-72 |
| Feb. 24 | at Samford | W | 71-63 |
| Feb. 27 | RANDOLPH-MACON RC | W | 74-53 |
| Mar. 1 | ^at Georgetown | W | 88-75 |
| Mar. 4 | &vs. St. Bonaventure (:03) | L | 61-63 |

National Invitation Tournament

Mar. 9 at Detroit L 86-94

%Coliseum Invitational Tourn., Richmond Coliseum
 #Times-Dispatch Invitational, Richmond Coliseum
 ^ECAC Tournament, Washington, D.C.
 &ECAC Tournament, Rochester, N.Y.
 FS – Franklin Street Gym
 RC – Richmond Coliseum

1978-79

Coach: Dana Kirk
Record: 20-5

| | | | |
|---------|------------------------|---|--------|
| Nov. 24 | %vs. George Washington | W | 74-64 |
| Nov. 25 | %at Virginia | L | 60-81 |
| Dec. 2 | CAMPBELL FS | W | 65-57 |
| Dec. 4 | METHODIST FS | W | 82-47 |
| Dec. 7 | RICHMOND RC | W | 84-71 |
| Dec. 9 | SOUTHEASTERN FS | W | 120-69 |
| Dec. 11 | N.C. CENTRAL FS | W | 88-70 |
| Dec. 16 | SOUTHERN ILLINOIS RC | W | 78-67 |
| Dec. 29 | #WILLIAM & MARY RC | W | 60-43 |
| Dec. 30 | #OLD DOMINION RC | L | 68-70 |
| Jan. 5 | &St. Francis (N.Y.) | L | 61-65 |
| Jan. 6 | &Catholic | W | 71-62 |
| Jan. 8 | at Cincinnati | W | 74-63 |
| Jan. 13 | at East Carolina (ot) | W | 85-83 |

| | | | |
|---------|------------------------|---|-------|
| Jan. 17 | at Old Dominion | W | 95-87 |
| Jan. 20 | at Navy (ot) | W | 47-42 |
| Jan. 24 | WILLIAM & MARY RC | W | 67-46 |
| Jan. 27 | at Richmond | W | 96-92 |
| Jan. 31 | BALTIMORE FS | W | 85-48 |
| Feb. 3 | at JMU (ot) (:00) | W | 69-68 |
| Feb. 7 | ECU (ot) RC (:01) | W | 86-84 |
| Feb. 10 | VIRGINIA STATE (ot) RC | W | 92-75 |
| Feb. 15 | ODU (ot) RC (:03) | L | 71-72 |
| Feb. 19 | at St. Bonaventure | L | 76-84 |
| Feb. 21 | JAMES MADISON RC | W | 65-56 |

%Cavalier Invitational, Charlottesville, Va.
 #Times-Dispatch Invitational, Richmond Coliseum
 &Siena Invitational Tournament, Loudonville, N.Y.
 FS – Franklin Street Gym
 RC – Richmond Coliseum

1979-80

Coach: J.D. Barnett
Record: 18-12 (8-6 Sun Belt)
NCAA Tournament - First Round

| | | | |
|---------|-----------------------|---|--------|
| Nov. 30 | %vs. East Carolina | W | 72-71 |
| Dec. 1 | %at Richmond | W | 69-67 |
| Dec. 6 | *JACKSONVILLE (:03) | L | 63-65 |
| Dec. 8 | at William & Mary | W | 57-54 |
| Dec. 13 | *at Georgia State | W | 89-62 |
| Dec. 17 | *SOUTH ALABAMA | L | 56-60 |
| Dec. 20 | JAMES MADISON | W | 70-59 |
| Dec. 28 | #VIRGINIA | L | 72-89 |
| Dec. 29 | #RICHMOND | W | 86-71 |
| Jan. 2 | *CHARLOTTE | W | 75-73 |
| Jan. 5 | *at South Alabama | W | 87-74 |
| Jan. 7 | *at UAB | L | 71-82 |
| Jan. 9 | NAVY | W | 87-67 |
| Jan. 12 | at James Madison (ot) | L | 51-53 |
| Jan. 16 | *at Jacksonville | L | 61-74 |
| Jan. 20 | *GEORGIA STATE | L | 71-77 |
| Jan. 22 | OLD DOMINION | L | 64-68 |
| Jan. 24 | *at New Orleans | W | 83-71 |
| Jan. 26 | *at South Florida | W | 90-81 |
| Feb. 2 | Old Dominion | L | 75-76 |
| Feb. 4 | *NEW ORLEANS | W | 72-64 |
| Feb. 7 | *SOUTH FLORIDA | W | 105-78 |
| Feb. 10 | *UAB | W | 90-75 |
| Feb. 12 | WILLIAM & MARY | W | 64-56 |
| Feb. 16 | *at Charlotte | L | 74-75 |
| Feb. 20 | at Richmond | L | 67-76 |

Sun Belt Tournament (Charlotte, N.C.)

| | | | |
|---------|-------------------|---|--------|
| Feb. 23 | vs. Charlotte | W | 100-93 |
| Feb. 24 | vs. South Alabama | W | 74-72 |
| Feb. 25 | vs. UAB | W | 105-88 |

NCAA Tournament (Greensboro, N.C.)

| | | | |
|--------|----------|---|-------|
| Mar. 6 | vs. Iowa | L | 72-86 |
|--------|----------|---|-------|

* Sun Belt Conference game

%Spider Classic, Robins Center, Richmond, Va.
 #Times Dispatch Invitational, Richmond Coliseum

1980-81

Coach: J.D. Barnett
Record: 24-5 (9-3 Sun Belt)
NCAA Tournament - Second Round

| | | | |
|---------|-------------------|---|-------|
| Nov. 28 | %vs. Lafayette | W | 44-40 |
| Nov. 29 | %at Virginia | L | 62-77 |
| Dec. 3 | WILLIAM & MARY | W | 77-58 |
| Dec. 9 | RICHMOND | W | 88-76 |
| Dec. 13 | at Old Dominion | W | 65-56 |
| Dec. 20 | *GEORGIA STATE | W | 81-69 |
| Dec. 22 | CINCINNATI | W | 78-58 |
| Dec. 29 | #VIRGINIA TECH | W | 57-51 |
| Dec. 30 | #OLD DOMINION | W | 61-44 |
| Jan. 6 | *SOUTH ALABAMA | L | 62-76 |
| Jan. 10 | *at UAB | L | 65-67 |
| Jan. 12 | *at South Florida | L | 68-73 |
| Jan. 18 | *CHARLOTTE | W | 86-75 |
| Jan. 20 | *at Georgia State | W | 84-71 |
| Jan. 22 | *at South Alabama | W | 86-70 |
| Jan. 26 | JAMES MADISON | W | 50-49 |
| Jan. 29 | *JACKSONVILLE | W | 62-42 |
| Jan. 31 | at Richmond | W | 66-55 |
| Feb. 3 | *at Charlotte | W | 90-80 |
| Feb. 10 | OLD DOMINION | W | 75-64 |

| | | | |
|---------|------------------------|---|-------|
| Feb. 12 | at James Madison | W | 58-57 |
| Feb. 15 | *UAB | W | 79-69 |
| Feb. 17 | *SOUTH FLORIDA (ot) | W | 70-64 |
| Feb. 22 | *at Jacksonville | W | 59-51 |
| Feb. 24 | at William & Mary (ot) | W | 68-67 |

Sun Belt Tournament (Jacksonville, Fla.)

| | | | |
|---------|-------------------|---|-------|
| Feb. 28 | vs. South Florida | W | 53-45 |
| Mar. 1 | vs. UAB (:04) | W | 62-61 |

NCAA Tournament (Charlotte, N.C.)

| | | | |
|---------|----------------------|---|-------|
| Mar. 13 | Long Island | W | 85-69 |
| Mar. 15 | Tennessee (ot) (:01) | L | 56-58 |

* Sun Belt Conference game

%Cavalier Invitational, Charlottesville, Va.
 #Times-Dispatch Invitational, Richmond Coliseum

1981-82

Coach: J.D. Barnett
Record: 17-11 (7-3 Sun Belt)

| | | | |
|---------|-------------------------|---|-------|
| Nov. 27 | %vs. George Mason | L | 68-81 |
| Nov. 29 | %vs. Fairfield (ot) | L | 54-58 |
| Dec. 2 | JOHNS HOPKINS | W | 74-46 |
| Dec. 7 | at East Tenn. State | W | 79-72 |
| Dec. 12 | *SOUTH ALABAMA | W | 90-64 |
| Dec. 19 | JAMES MADISON (:05) | L | 45-47 |
| Dec. 22 | OLD DOMINION | W | 61-55 |
| Dec. 29 | #JAMES MADISON | L | 46-54 |
| Dec. 30 | #RICHMOND | W | 59-53 |
| Jan. 2 | *at UAB | W | 55-54 |
| Jan. 9 | *at Charlotte (2ot) | L | 75-79 |
| Jan. 11 | WILLIAM & MARY (ot) | W | 63-62 |
| Jan. 17 | *at South Alabama | W | 74-67 |
| Jan. 20 | *JACKSONVILLE | W | 92-68 |
| Jan. 23 | *SOUTH FLORIDA | W | 64-44 |
| Jan. 25 | SOUTHERN MISSISSIPPI | W | 71-60 |
| Jan. 27 | at St. Joseph's | L | 52-60 |
| Jan. 30 | at Old Dominion | L | 58-61 |
| Jan. 31 | *CHARLOTTE | W | 80-58 |
| Feb. 6 | at James Madison (ot) | W | 68-66 |
| Feb. 8 | RICHMOND | W | 77-63 |
| Feb. 10 | at Richmond | L | 59-64 |
| Feb. 14 | *at South Florida | L | 68-71 |
| Feb. 17 | *at Jacksonville | W | 81-73 |
| Feb. 20 | *UAB (:05) | L | 55-56 |
| Feb. 23 | at William & Mary (:08) | W | 65-63 |

Sun Belt Tournament (Birmingham, Ala.)

| | | | |
|---------|-------------------------|---|-------|
| Feb. 27 | vs. South Alabama (:06) | W | 68-66 |
| Feb. 28 | at UAB | L | 83-94 |

* Sun Belt Conference game

%Cavlier Invitational, Charlottesville, Va.
 #Times-Dispatch Invitational, Richmond Coliseum
 ^Game played in Hampton, Va.

1982-83

Coach: J.D. Barnett
Record: 24-7 (12-2 Sun Belt)
NCAA Tournament - Second Round

| | | | |
|---------|------------------------------|---|-------|
| Nov. 26 | %vs. George Mason | W | 78-67 |
| Nov. 27 | %at Virginia | L | 63-69 |
| Dec. 1 | EAST TENNESSEE ST. | W | 83-60 |
| Dec. 4 | ST. JOSEPH'S | W | 75-64 |
| Dec. 8 | RICHMOND | W | 54-48 |
| Dec. 11 | at James Madison | L | 57-66 |
| Dec. 17 | ^vs. Robert Morris | W | 94-79 |
| Dec. 18 | ^at West Virginia (ot) | L | 65-66 |
| Dec. 29 | #OLD DOMINION | L | 85-90 |
| Dec. 30 | #RICHMOND | W | 80-74 |
| Jan. 4 | *at UAB | W | 67-65 |
| Jan. 8 | at Richmond | W | 65-56 |
| Jan. 11 | *at Old Dominion | L | 62-67 |
| Jan. 15 | *SOUTH ALABAMA | W | 89-77 |
| Jan. 20 | at Southern Mississippi | W | 78-64 |
| Jan. 23 | *at South Alabama (ot) (:01) | W | 79-76 |
| Jan. 29 | *CHARLOTTE | W | 90-76 |
| Jan. 31 | at William & Mary (:01) | W | 50-49 |
| Feb. 3 | *at Western Kentucky | W | 70-57 |
| Feb. 6 | *SOUTH FLORIDA (ot) | W | 70-63 |
| Feb. 9 | JAMES MADISON | W | 59-53 |
| Feb. 12 | *at South Florida (:03) | W | 60-58 |
| Feb. 14 | *at Jacksonville | W | 68-61 |
| Feb. 17 | *UAB | W | 80-68 |
| Feb. 19 | *WESTERN KENTUCKY | W | 60-47 |
| Feb. 23 | *JACKSONVILLE | W | 65-58 |

YEAR-BY-YEAR RESULTS

| | | | |
|---|----------------------|---|-------|
| Feb. 26 | *at Charlotte | W | 73-71 |
| Sun Belt Tournament (Birmingham, Ala.) | | | |
| Mar. 4 | vs. Western Kentucky | W | 57-55 |
| Mar. 5 | at UAB | L | 59-61 |
| NCAA Tournament (Greensboro, N.C.) | | | |
| Mar. 17 | La Salle | W | 76-67 |
| Mar. 19 | Georgia (:02) | L | 54-56 |

*Sun Belt Conference game

%Cavlier Invitational, Charlottesville, Va.

^Mountaineer Classic (Morgantown, W.Va.)

#Times-Dispatch Invitational, Richmond Coliseum

!Game played in Hampton, Va.

1983-84

Coach: J.D. Barnett

Record: 23-7 (11-3 Sun Belt)

NCAA Tournament - Second Round

| | | | |
|---------|-----------------------------|---|-------|
| Dec. 1 | JOHNS HOPKINS | W | 94-46 |
| Dec. 3 | EAST CAROLINA | W | 75-54 |
| Dec. 6 | WILLIAM & MARY | W | 41-38 |
| Dec. 10 | RICHMOND | W | 59-45 |
| Dec. 16 | %vs. Brigham Young | L | 77-81 |
| Dec. 17 | %vs. Wyoming | W | 70-57 |
| Dec. 20 | at Dayton | W | 73-67 |
| Dec. 29 | #OLD DOMINION | W | 83-51 |
| Dec. 30 | #RICHMOND | W | 61-47 |
| Jan. 4 | *at South Alabama | L | 73-97 |
| Jan. 9 | at James Madison | W | 72-47 |
| Jan. 12 | *at Charlotte | W | 64-56 |
| Jan. 16 | *SOUTH ALABAMA | W | 84-55 |
| Jan. 19 | *at UAB | W | 63-61 |
| Jan. 21 | *at Western Kentucky (:07) | W | 52-49 |
| Jan. 26 | *SOUTH FLORIDA | W | 66-54 |
| Jan. 28 | *at Old Dominion (ot) (:01) | L | 54-56 |
| Feb. 2 | *at South Florida | W | 65-61 |
| Feb. 4 | *at Jacksonville | W | 55-49 |
| Feb. 6 | *UAB | W | 49-43 |
| Feb. 9 | JAMES MADISON | W | 58-45 |
| Feb. 11 | *WESTERN KENTUCKY | W | 69-67 |
| Feb. 14 | at Richmond | L | 51-56 |
| Feb. 18 | *JACKSONVILLE (:04) | W | 50-48 |
| Feb. 22 | *CHARLOTTE | W | 87-58 |
| Feb. 25 | *OLD DOMINION | L | 55-57 |

Sun Belt Tournament (Birmingham, Ala.)

| | | | |
|--------|---------------|---|-------|
| Mar. 2 | vs. Charlotte | W | 64-52 |
| Mar. 3 | at UAB (:02) | L | 52-54 |

NCAA Tournament (East Rutherford, N.J.)

| | | | |
|---------|--------------------|---|-------|
| Mar. 16 | Northeastern (:00) | W | 70-69 |
| Mar. 18 | Syracuse | L | 63-78 |

*Sun Belt Conference game

%University of Kentucky Invitational, Lexington, Ky.

#Times-Dispatch Invitational, Richmond Coliseum

1984-85

Coach: J.D. Barnett

Record: 26-6 (12-2 Sun Belt)

NCAA Tournament - Second Round

| | | | |
|---------|------------------------|---|-------|
| Nov. 29 | at East Carolina | W | 72-61 |
| Dec. 1 | at Louisville | L | 55-67 |
| Dec. 4 | at Richmond | W | 69-60 |
| Dec. 8 | GEORGE MASON | W | 87-78 |
| Dec. 15 | DAYTON | W | 71-61 |
| Dec. 21 | %vs. Auburn | W | 78-59 |
| Dec. 22 | %at Chattanooga | W | 74-58 |
| Dec. 28 | #RICHMOND | W | 68-52 |
| Dec. 29 | #VIRGINIA TECH | W | 69-65 |
| Jan. 5 | at Jacksonville (ot) | W | 67-65 |
| Jan. 10 | at Western Kentucky | W | 72-58 |
| Jan. 14 | JAMES MADISON | W | 65-52 |
| Jan. 17 | at Charlotte | W | 85-75 |
| Jan. 19 | SOUTH FLORIDA | L | 58-60 |
| Jan. 22 | WEST VIRGINIA | W | 72-60 |
| Jan. 24 | at South Alabama | W | 71-70 |
| Jan. 26 | at UAB | L | 62-66 |
| Jan. 31 | JACKSONVILLE | W | 81-54 |
| Feb. 2 | at South Florida | W | 62-55 |
| Feb. 5 | at James Madison (:08) | L | 65-66 |
| Feb. 7 | CHARLOTTE | W | 77-56 |
| Feb. 9 | SOUTH ALABAMA | W | 53-45 |
| Feb. 13 | UAB | W | 67-53 |
| Feb. 16 | OLD DOMINION | W | 90-71 |

| | | | |
|--|------------------|---|-------|
| Feb. 21 | WESTERN KENTUCKY | W | 85-62 |
| Feb. 23 | at Memphis | L | 73-81 |
| Feb. 25 | at Old Dominion | W | 78-66 |
| Mar. 1 | &Charlotte | W | 85-62 |
| Mar. 2 | &Jacksonville | W | 75-57 |
| Mar. 3 | &Old Dominion | W | 87-82 |
| NCAA Tournament (Albuquerque, N.M.) | | | |
| Mar. 15 | Marshall | W | 81-65 |
| Mar. 17 | Alabama | L | 59-63 |

%Krystal Classic, Chattanooga, Tenn.

#Times-Dispatch Invitational, Richmond Coliseum

&Sun Belt Tournament, Hampton, Va.

1985-86

Coach: Mike Pollio

Record: 12-16 (6-8 Sun Belt)

| | | | |
|---------|---------------------------|---|-------|
| Nov. 30 | %UNC Wilmington | W | 76-75 |
| Dec. 1 | %at Virginia (ot) | L | 75-79 |
| Dec. 3 | RICHMOND | L | 59-64 |
| Dec. 7 | at Virginia Tech | L | 52-78 |
| Dec. 14 | VIRGINIA TECH | L | 65-67 |
| Dec. 20 | #RICHMOND (ot) | L | 65-67 |
| Dec. 21 | #OLD DOMINION | L | 55-67 |
| Dec. 30 | at George Mason | W | 77-68 |
| Jan. 7 | at South Alabama (ot) | L | 62-63 |
| Jan. 9 | at UAB (ot) | L | 70-72 |
| Jan. 11 | at Dayton | L | 64-74 |
| Jan. 13 | JAMES MADISON | W | 72-51 |
| Jan. 16 | CHARLOTTE | W | 67-50 |
| Jan. 18 | at Old Dominion | L | 49-50 |
| Jan. 20 | at Western Kentucky (:02) | L | 60-62 |
| Jan. 23 | JACKSONVILLE (2ot) | W | 81-80 |
| Jan. 25 | SOUTH ALABAMA | W | 83-74 |
| Jan. 27 | MARQUETTE | W | 61-56 |
| Jan. 30 | WILLIAM & MARY | W | 60-44 |
| Feb. 1 | at South Florida | L | 67-77 |
| Feb. 3 | at Charlotte | W | 87-70 |
| Feb. 6 | UAB | W | 63-57 |
| Feb. 13 | OLD DOMINION | L | 56-61 |
| Feb. 15 | SOUTH FLORIDA (ot) | L | 60-64 |
| Feb. 17 | at Jacksonville | L | 58-67 |
| Feb. 19 | at James Madison (:01) | W | 66-65 |
| Feb. 22 | WESTERN KENTUCKY | W | 60-56 |
| Feb. 27 | &Jacksonville | L | 49-56 |

%Cavalier Classic, Charlottesville, Va.

#Times-Dispatch Invitational, Richmond Coliseum

&Sun Belt Tournament, Birmingham, Ala.

1986-87

Coach: Mike Pollio

Record: 17-14 (7-7 Sun Belt)

| | | | |
|---------|---------------------|---|-------|
| Nov. 28 | %Vanderbilt | L | 67-75 |
| Nov. 29 | %Arkansas State | W | 65-57 |
| Nov. 30 | %Charlotte | L | 75-87 |
| Dec. 4 | at William & Mary | W | 73-64 |
| Dec. 6 | DAYTON | W | 69-58 |
| Dec. 8 | MORGAN STATE | W | 75-43 |
| Dec. 13 | GEORGE MASON | W | 73-68 |
| Dec. 20 | CLEVELAND ST. (ot) | L | 89-91 |
| Dec. 29 | #JAMES MADISON | L | 74-90 |
| Dec. 30 | #RICHMOND | W | 60-57 |
| Jan. 3 | CHARLOTTE | W | 68-55 |
| Jan. 8 | at Old Dominion | W | 77-64 |
| Jan. 10 | at Marquette | W | 63-60 |
| Jan. 12 | WESTERN KENTUCKY | L | 70-79 |
| Jan. 14 | at South Alabama | W | 81-68 |
| Jan. 17 | at Western Kentucky | L | 71-90 |
| Jan. 20 | UAB | L | 70-79 |
| Jan. 22 | at Richmond | W | 79-66 |
| Jan. 24 | at South Florida | W | 61-57 |
| Jan. 26 | at Virginia Tech | W | 70-65 |
| Jan. 28 | EAST CAROLINA | L | 56-57 |
| Jan. 31 | SOUTH FLORIDA (ot) | W | 68-66 |
| Feb. 2 | SOUTH ALABAMA | L | 57-70 |
| Feb. 5 | at UAB | L | 71-77 |
| Feb. 7 | JACKSONVILLE | L | 66-77 |
| Feb. 8 | RUTGERS | W | 78-67 |
| Feb. 11 | at Jacksonville | W | 88-75 |
| Feb. 14 | OLD DOMINION | W | 78-66 |
| Feb. 18 | JAMES MADISON | L | 57-60 |
| Feb. 21 | at Charlotte | L | 74-83 |

| | | | |
|---------|------------|---|-------|
| Feb. 26 | &Charlotte | L | 73-88 |
|---------|------------|---|-------|

%Hawaiian Airlines-Silversword Classic, Maui, HI

#Times-Dispatch Invitational, Richmond Coliseum

&Sun Belt Tournament, Bowling Green, Ky.

1987-88

Coach: Mike Pollio

Record: 23-12 (10-4 Sun Belt)

National Invitation Tournament - Third Round

| | | | |
|---------|-----------------------------|---|--------|
| Nov. 27 | %Puerto Rico-Cayey | W | 99-74 |
| Nov. 28 | %Arkansas Stale | W | 77-68 |
| Dec. 2 | at James Madison | W | 78-76 |
| Dec. 5 | at Auburn | L | 80-93 |
| Dec. 10 | at East Carolina | W | 75-70 |
| Dec. 15 | CHATTANOOGA | W | 74-69 |
| Dec. 18 | #RICHMOND (:01) | L | 58-60 |
| Dec. 19 | #VIRGINIA | W | 75-66 |
| Jan. 2 | at South Alabama (ot) (:10) | L | 96-100 |
| Jan. 4 | RICHMOND | W | 72-53 |
| Jan. 9 | at South Florida | W | 86-66 |
| Jan. 16 | at Old Dominion | L | 67-71 |
| Jan. 18 | VIRGINIA TECH | W | 97-84 |
| Jan. 20 | SOUTH FLORIDA | W | 61-53 |
| Jan. 23 | WESTERN KENTUCKY | W | 79-74 |
| Jan. 26 | at Rutgers | W | 70-60 |
| Jan. 30 | SOUTH ALABAMA | W | 97-70 |
| Feb. 1 | at George Mason | L | 60-67 |
| Feb. 4 | UAB | L | 64-78 |
| Feb. 6 | ^JACKSONVILLE | W | 86-64 |
| Feb. 10 | at Cleveland State | L | 76-83 |
| Feb. 13 | at UAB (:00) | W | 89-88 |
| Feb. 15 | at Charlotte | W | 91-83 |
| Feb. 18 | at Western Kentucky (:03) | W | 70-69 |
| Feb. 20 | OLD DOMINION | W | 82-77 |
| Feb. 22 | MIAMI (FLA.) | L | 93-96 |
| Feb. 25 | at Jacksonville | L | 75-79 |
| Feb. 27 | CHARLOTTE | W | 84-65 |
| Feb. 29 | at Oklahoma State | L | 75-84 |
| Mar. 5 | &SOUTH FLORIDA | W | 82-60 |
| Mar. 6 | &OLD DOMINION | W | 91-69 |
| Mar. 7 | &CHARLOTTE | L | 79-81 |

National Invitation Tournament

| | | | |
|---------|----------------------|---|-------|
| Mar. 18 | at Marshall | W | 81-80 |
| Mar. 22 | SOUTHERN MISSISSIPPI | W | 93-89 |
| Mar. 25 | at Connecticut | L | 61-72 |

%San Juan Shootout, San Juan, Puerto Rico

^game played at Robins Center.

#Times-Dispatch Invitational, Richmond Coliseum

&Sun Belt Tournament, Richmond Coliseum

1988-89

Coach: Mike Pollio

Record: 13-15 (9-5 Sun Belt)

| | | | |
|---------|---------------------|---|--------|
| Dec. 7 | at Richmond | L | 58-74 |
| Dec. 9 | %at Indiana | L | 68-85 |
| Dec. 10 | %Alcorn State | W | 100-73 |
| Dec. 17 | GEORGE MASON | W | 90-78 |
| Dec. 20 | AUBURN | L | 79-85 |
| Dec. 22 | JAMES MADISON (:03) | L | 71-72 |
| Dec. 29 | #JAMES MADISON | W | 65-56 |
| Dec. 30 | #VIRGINIA TECH | L | 91-97 |
| Jan. 9 | at Miami (Fla.) | W | 87-77 |
| Jan. 11 | at South Florida | W | 87-73 |
| Jan. 14 | OLD DOMINION (ot) | W | 101-93 |
| Jan. 16 | TULSA | L | 56-60 |
| Jan. 19 | CHARLOTTE | W | 73-71 |
| Jan. 21 | at Western Kentucky | L | 87-91 |
| Jan. 23 | at Old Dominion | L | 87-99 |
| Jan. 26 | UAB | W | 79-75 |
| Jan. 28 | at Memphis | L | 69-89 |
| Jan. 31 | at South Alabama | L | 91-95 |
| Feb. 4 | at Charlotte | L | 59-68 |
| Feb. 6 | SOUTH ALABAMA | W | 85-81 |
| Feb. 8 | at Bradley | L | 70-75 |
| Feb. 13 | JACKSONVILLE (:05) | W | 92-89 |
| Feb. 18 | WESTERN KENTUCKY | W | 85-63 |
| Feb. 21 | at Chattanooga | L | 75-78 |
| Feb. 23 | at UAB | L | 62-78 |
| Feb. 25 | SOUTH FLORIDA | W | 78-70 |
| Feb. 27 | at Jacksonville | W | 87-70 |
| Mar. 4 | &Jacksonville (ot) | L | 85-93 |

%Indiana Classic, Bloomington, Ind.

#Times-Dispatch Invitational, Richmond Coliseum
& - Sun Belt Tournament, Charlotte, N.C.

1989-90

Coach: Sonny Smith

Record: 11-17 (5-9 Sun Belt)

| | | | |
|---------|------------------------|---|--------|
| Nov. 24 | MERCER | W | 79-60 |
| Nov. 26 | WOFFORD | W | 71-52 |
| Dec. 1 | %at Syracuse | L | 73-100 |
| Dec. 2 | %Arkansas State | L | 66-82 |
| Dec. 6 | RICHMOND | L | 54-66 |
| Dec. 12 | RADFORD | W | 82-48 |
| Dec. 14 | BRADLEY | W | 89-66 |
| Dec. 20 | #VIRGINIA | L | 46-63 |
| Dec. 21 | #OLD DOMINION | L | 67-77 |
| Jan. 3 | at James Madison | W | 67-66 |
| Jan. 8 | at Virginia Tech (ot) | L | 68-71 |
| Jan. 11 | WESTERN KENTUCKY | L | 44-57 |
| Jan. 15 | at Jacksonville (ot) | W | 86-81 |
| Jan. 18 | UAB | L | 59-80 |
| Jan. 20 | at Old Dominion | W | 55-49 |
| Jan. 22 | at South Alabama (:07) | L | 64-65 |
| Jan. 29 | SOUTH FLORIDA | L | 65-68 |
| Feb. 1 | at George Mason | L | 68-71 |
| Feb. 5 | MEMPHIS (ot) | W | 70-69 |
| Feb. 8 | at UAB | L | 54-74 |
| Feb. 10 | SOUTH ALABAMA | W | 72-53 |
| Feb. 12 | JACKSONVILLE | L | 53-79 |
| Feb. 15 | at Western Kentucky | L | 65-68 |
| Feb. 17 | at South Florida | L | 66-75 |
| Feb. 19 | CHARLOTTE | W | 82-70 |
| Feb. 24 | OLD DOMINION | L | 64-80 |
| Feb. 26 | at Charlotte (ot) | W | 69-66 |
| Mar. 3 | &at UAB | L | 68-83 |

%Carrier Classic, Syracuse, N.Y.

#Times-Dispatch Invitational, Richmond Coliseum
&Sun Belt Tournament, Birmingham, Ala.

1990-91

Coach: Sonny Smith

Record: 14-17 (7-7 Sun Belt)

| | | | |
|---------|---------------------|---|---------|
| Nov. 24 | NEW HAMPSHIRE | W | 80-58 |
| Nov. 28 | at Illinois State | W | 86-76 |
| Dec. 1 | AUGUSTA | W | 83-63 |
| Dec. 5 | at Richmond | L | 63-67 |
| Dec. 8 | at Oklahoma | L | 105-141 |
| Dec. 11 | VIRGINIA TECH | L | 75-77 |
| Dec. 17 | at Tennessee | L | 72-77 |
| Dec. 22 | %at Chaminade | W | 102-72 |
| Dec. 23 | %St. Francis (Pa.) | L | 71-82 |
| Dec. 26 | at Tulsa | L | 67-95 |
| Dec. 28 | #JAMES MADISON | L | 78-90 |
| Dec. 29 | #RICHMOND | W | 72-66 |
| Jan. 2 | GEORGE MASON | W | 80-74 |
| Jan. 5 | NORTHEASTERN | L | 59-61 |
| Jan. 7 | UAB | W | 66-64 |
| Jan. 10 | SOUTH ALABAMA | W | 93-83 |
| Jan. 12 | at Old Dominion | W | 62-60 |
| Jan. 17 | CHARLOTTE | L | 74-87 |
| Jan. 19 | at Jacksonville | W | 75-59 |
| Jan. 23 | at UAB | L | 68-89 |
| Jan. 26 | WESTERN KENTUCKY | L | 75-83 |
| Jan. 28 | JACKSONVILLE | W | 85-67 |
| Feb. 2 | OLD DOMINION | W | 60-58 |
| Feb. 4 | at South Alabama | L | 78-91 |
| Feb. 7 | SOUTH FLORIDA | L | 70-76 |
| Feb. 9 | at Miami (Fla.) | L | 58-73 |
| Feb. 16 | at South Florida | L | 60-70 |
| Feb. 18 | at Charlotte | W | 92-88 |
| Feb. 23 | at Western Kentucky | L | 80-97 |
| Mar. 2 | &Western Kentucky | W | 100-89 |
| Mar. 3 | &at South Alabama | L | 78-105 |

%Big Isle Invitational, Kapaa, Hawaii

#Times-Dispatch Invitational, Richmond Coliseum
&Sun Belt Tournament, Mobile, Ala.

1991-92

Coach: Sonny Smith

Record: 14-15 (5-7 Metro)

| | | | |
|---------|----------------|---|-------|
| Nov. 23 | ILLINOIS STATE | W | 92-66 |
|---------|----------------|---|-------|

| | | | |
|---------|-----------------------------|---|--------|
| Nov. 26 | RADFORD | W | 97-83 |
| Dec. 4 | RICHMOND | W | 73-70 |
| Dec. 7 | at Old Dominion | W | 98-83 |
| Dec. 9 | at Radford (:01) | L | 71-72 |
| Dec. 11 | at George Mason | W | 90-82 |
| Dec. 21 | TENNESSEE | L | 78-92 |
| Dec. 28 | #RICHMOND | L | 71-72 |
| Dec. 29 | #OLD DOMINION (:01) | L | 66-67 |
| Jan. 4 | at Northeastern | W | 57-47 |
| Jan. 9 | LOUISVILLE | W | 66-57 |
| Jan. 11 | at Virginia Tech (ot) (:02) | L | 72-73 |
| Jan. 15 | at Murray State | W | 91-90 |
| Jan. 18 | SOUTH FLORIDA | W | 71-63 |
| Jan. 21 | TULANE (ot) | L | 85-87 |
| Jan. 25 | SO. MISSISSIPPI (:00) | L | 68-70 |
| Jan. 30 | TEXAS | L | 94-105 |
| Feb. 6 | at Southern Mississippi | W | 82-74 |
| Feb. 8 | at Tulane | L | 80-97 |
| Feb. 11 | at New Hampshire | W | 42-37 |
| Feb. 18 | at Louisville | L | 71-89 |
| Feb. 20 | VIRGINIA TECH | W | 63-60 |
| Feb. 22 | CHARLOTTE | W | 69-66 |
| Feb. 25 | at Memphis | L | 58-85 |
| Feb. 29 | at South Florida | L | 81-91 |
| Mar. 2 | WEST. KENTUCKY (:01) | L | 75-77 |
| Mar. 7 | at Charlotte | L | 63-75 |
| Mar. 13 | &at Louisville | W | 74-65 |
| Mar. 14 | &Tulane | L | 69-87 |

#Times-Dispatch Invitational, Richmond Coliseum
&Metro Conference Tournament, Louisville, Ky.

1992-93

Coach: Sonny Smith

Record: 20-10 (7-5 Metro)

National Invitation Tournament - First Round

| | | | |
|---------|-------------------------|---|--------|
| Dec. 1 | NEW HAMPSHIRE | W | 103-68 |
| Dec. 4 | %Marist | W | 86-61 |
| Dec. 5 | %at Syracuse | L | 81-94 |
| Dec. 9 | at Richmond | W | 82-63 |
| Dec. 12 | #Old Dominion | L | 65-81 |
| Dec. 15 | at Tulsa | W | 67-66 |
| Dec. 19 | at Western Kentucky | L | 78-84 |
| Dec. 22 | MURRAY STATE | W | 83-77 |
| Dec. 30 | SOUTHERN MISSISSIPPI | W | 85-74 |
| Jan. 2 | GEORGE MASON | W | 103-75 |
| Jan. 5 | LIBERTY | W | 88-75 |
| Jan. 14 | at Louisville | L | 68-77 |
| Jan. 16 | SIENA | W | 57-42 |
| Jan. 21 | TULANE | L | 76-84 |
| Jan. 23 | LONG BEACH STATE | W | 95-61 |
| Jan. 30 | LOUISVILLE (ot) | L | 88-90 |
| Feb. 4 | CHARLOTTE (:07) | W | 63-61 |
| Feb. 6 | at Virginia Tech | W | 73-54 |
| Feb. 11 | SOUTH FLORIDA | W | 79-59 |
| Feb. 13 | at Charlotte | L | 70-84 |
| Feb. 16 | at Texas | W | 66-60 |
| Feb. 20 | at South Florida (ot) | W | 95-91 |
| Feb. 22 | VIRGINIA TECH | W | 86-69 |
| Feb. 27 | at Buffalo | W | 90-61 |
| Mar. 4 | at Tulane (ot) | W | 77-65 |
| Mar. 6 | at Southern Mississippi | L | 65-71 |
| Mar. 12 | &South Florida | W | 79-72 |
| Mar. 13 | &Virginia Tech | W | 85-71 |
| Mar. 14 | &at Louisville | L | 78-90 |

National Invitation Tournament

| | | | |
|---------|-----------------|---|-------|
| Mar. 18 | at Old Dominion | L | 68-74 |
|---------|-----------------|---|-------|

%Carrier Classic, Syracuse, N.Y.

#played at Hampton Coliseum
&Metro Conference Tournament, Louisville, Ky.

1993-94

Coach: Sonny Smith

Record: 14-13 (5-7 Metro)

| | | | |
|---------|-----------------|---|--------|
| Nov. 27 | JAMES MADISON | W | 88-73 |
| Dec. 1 | RADFORD | W | 70-64 |
| Dec. 4 | at Liberty | W | 93-68 |
| Dec. 7 | BUFFALO | W | 86-58 |
| Dec. 11 | at Siena | W | 93-70 |
| Dec. 18 | RICHMOND | L | 61-76 |
| Dec. 22 | at George Mason | W | 109-88 |
| Dec. 29 | %Iowa State | W | 91-84 |

| | | | |
|---------|-------------------------|---|-------|
| Dec. 30 | %at UTEP | L | 58-70 |
| Jan. 3 | TULSA | L | 84-92 |
| Jan. 8 | at Louisville (ot) | W | 93-89 |
| Jan. 13 | at Tulane | L | 64-78 |
| Jan. 15 | at Southern Mississippi | L | 64-69 |
| Jan. 20 | OKLAHOMA | W | 98-82 |
| Jan. 22 | SOUTH FLORIDA | W | 72-68 |
| Jan. 27 | SOUTHERN MISSISSIPPI | W | 79-76 |
| Jan. 29 | LOUISVILLE | L | 74-94 |
| Jan. 31 | #Old Dominion | L | 74-79 |
| Feb. 2 | at Evansville | L | 73-88 |
| Feb. 10 | VIRGINIA TECH | W | 81-75 |
| Feb. 12 | CHARLOTTE (:06) | L | 66-67 |
| Feb. 17 | at Virginia Tech | L | 59-76 |
| Feb. 23 | at Xavier | W | 79-76 |
| Feb. 26 | TULANE | L | 75-90 |
| Mar. 3 | at Charlotte | L | 64-76 |
| Mar. 5 | at South Florida | W | 91-80 |
| Mar. 11 | &Virginia Tech | L | 64-65 |

%Sun Carnival Classic, El Paso, Texas

#played at Hampton Coliseum
&Metro Conference Tournament, Biloxi, Miss.

1994-95

Coach: Sonny Smith

Record: 16-14 (3-9 Metro)

| | | | |
|---------|----------------------------|---|--------|
| Nov. 25 | %at Hawaii at Hilo | W | 74-62 |
| Nov. 26 | %Iowa State | L | 59-66 |
| Nov. 27 | %New Orleans | W | 65-62 |
| Nov. 30 | LIBERTY | W | 62-45 |
| Dec. 3 | ALABAMA | L | 57-75 |
| Dec. 5 | at Tenn.-Martin | W | 67-60 |
| Dec. 10 | at Fla. International (ot) | W | 76-67 |
| Dec. 18 | at Illinois State | L | 68-77 |
| Dec. 21 | TENNESSEE STATE | W | 76-67 |
| Dec. 28 | MT. SAINT MARY'S | W | 79-55 |
| Dec. 31 | RHODE ISLAND | W | 87-66 |
| Jan. 3 | GEORGE MASON | W | 108-85 |
| Jan. 5 | LOUISVILLE | W | 67-63 |
| Jan. 7 | SOUTH FLORIDA | W | 74-58 |
| Jan. 11 | at Richmond | W | 78-72 |
| Jan. 14 | at Virginia Tech | L | 69-78 |
| Jan. 18 | at James Madison | L | 62-64 |
| Jan. 21 | VIRGINIA UNION | W | 62-59 |
| Jan. 26 | CHARLOTTE | L | 47-73 |
| Jan. 28 | at South Florida (ot) | L | 71-80 |
| Feb. 1 | RADFORD | W | 93-66 |
| Feb. 4 | SOUTHERN MISSISSIPPI | L | 66-74 |
| Feb. 6 | #Old Dominion | W | 81-67 |
| Feb. 8 | at Tulane | L | 64-79 |
| Feb. 11 | at Southern Mississippi | L | 69-78 |
| Feb. 18 | at Charlotte | L | 71-84 |
| Feb. 23 | VIRGINIA TECH | W | 62-57 |
| Feb. 25 | TULANE | L | 59-74 |
| Mar. 5 | at Louisville | L | 64-80 |
| Mar. 10 | &at Louisville | L | 61-84 |

%Big Isle Invitational, Hilo, Hawaii

#played at Hampton Coliseum
&Metro Conference Tournament, Louisville, Ky.

1995-96

Coach: Sonny Smith

Record: 24-9 (14-2 CAA)

NCAA Tournament - Round of 64

| | | | |
|---------|----------------------|---|-------|
| Nov. 24 | %Western Kentucky | W | 83-65 |
| Nov. 25 | %Louisville | L | 74-83 |
| Nov. 26 | %James Madison | W | 66-60 |
| Nov. 30 | XAVIER | W | 81-75 |
| Dec. 2 | at Liberty | L | 71-86 |
| Dec. 4 | FLA. INTERNATIONAL | W | 82-61 |
| Dec. 7 | CHARLOTTE | W | 85-74 |
| Dec. 9 | PITTSBURGH | L | 69-72 |
| Dec. 16 | at Rhode Island | L | 63-68 |
| Dec. 21 | at Virginia | L | 65-80 |
| Dec. 23 | ILLINOIS STATE (:00) | W | 74-72 |
| Dec. 27 | #Jackson State | W | 66-48 |
| Dec. 28 | #at New Orleans | L | 75-92 |
| Jan. 4 | *at William & Mary | W | 70-47 |
| Jan. 6 | *at Old Dominion | W | 85-70 |
| Jan. 10 | *GEORGE MASON | W | 86-74 |
| Jan. 13 | *at East Carolina | L | 72-73 |
| Jan. 17 | *JAMES MADISON | W | 81-70 |

YEAR-BY-YEAR RESULTS

| | | | |
|---|-------------------------|---|-------|
| Jan. 20 | *RICHMOND | W | 79-51 |
| Jan. 26 | *AMERICAN | W | 73-68 |
| Jan. 29 | *at UNC Wilmington | W | 63-45 |
| Jan. 31 | *at George Mason | W | 94-81 |
| Feb. 3 | *OLD DOMINION (ot) | W | 85-76 |
| Feb. 7 | *WILLIAM & MARY | W | 83-68 |
| Feb. 10 | *EAST CAROLINA | W | 80-71 |
| Feb. 13 | *at American | W | 65-57 |
| Feb. 17 | *at James Madison (:00) | L | 75-76 |
| Feb. 21 | *UNC WILMINGTON | W | 63-44 |
| Feb. 24 | *at Richmond | W | 69-67 |
| Mar. 2 | &RICHMOND | W | 89-55 |
| Mar. 3 | &EAST CAROLINA | W | 75-60 |
| Mar. 4 | &UNC WILMINGTON | W | 46-43 |
| NCAA Tournament (Indianapolis, Ind.) | | | |
| Mar. 14 | Mississippi State | L | 51-58 |

%San Juan Shootout, San Juan, Puerto Rico

#UNO Christmas Classic, New Orleans, La.

*Colonial Athletic Association contest
&CAA Tournament, Richmond Coliseum

1996-97

Coach: Sonny Smith

Record: 14-13 (9-7 CAA)

| | | | |
|---------|------------------------|---|-------|
| Nov. 23 | MIAMI (OHIO) | L | 66-69 |
| Nov. 26 | SOUTHERN UTAH | W | 81-59 |
| Dec. 2 | at Radford (:03) | L | 77-81 |
| Dec. 11 | SW LOUISIANA | W | 79-59 |
| Dec. 14 | at Pittsburgh | W | 58-55 |
| Dec. 18 | NEW ORLEANS | L | 46-61 |
| Dec. 21 | %Alabama | L | 69-72 |
| Dec. 27 | #Texas Christian | W | 94-81 |
| Dec. 28 | #at Wichita State | L | 50-80 |
| Jan. 2 | *at George Mason | W | 75-70 |
| Jan. 8 | *at James Madison | L | 65-73 |
| Jan. 11 | *^UNC WILMINGTON | W | 75-53 |
| Jan. 15 | *^EAST CAROLINA | L | 61-65 |
| Jan. 18 | *^OLD DOMINION | L | 65-82 |
| Jan. 20 | *at William & Mary | L | 61-69 |
| Jan. 22 | *at American (ot) | L | 73-80 |
| Jan. 25 | *at Richmond | W | 86-71 |
| Jan. 27 | SOUTH FLORIDA | W | 75-70 |
| Jan. 29 | *GEORGE MASON | W | 90-77 |
| Feb. 1 | *WILLIAM & MARY | W | 77-50 |
| Feb. 5 | *JAMES MADISON | W | 72-60 |
| Feb. 8 | *AMERICAN | W | 72-61 |
| Feb. 12 | *at East Carolina (ot) | W | 73-66 |
| Feb. 15 | *at Old Dominion | L | 70-75 |
| Feb. 19 | *at UNC Wilmington | L | 81-91 |
| Feb. 24 | *RICHMOND | W | 56-45 |
| Mar. 1 | &WILLIAM & MARY | L | 63-77 |

%Birmingham-Jefferson Civic Center, Ala.

#Cessna Classic, Wichita, Kan.

*Colonial Athletic Association contest

^Robins Center, Richmond, Va.
&CAA Tournament, Richmond Coliseum

1997-98

Coach: Sonny Smith

Record: 9-19 (4-12 CAA)

| | | | |
|---------|--------------------------|---|-------|
| Nov. 16 | GEORGIA STATE | W | 55-54 |
| Nov. 18 | at Southwestern La. (ot) | L | 71-77 |
| Nov. 22 | TENNESSEE-MARTIN | W | 69-42 |
| Nov. 25 | SOUTHERN ILLINOIS | L | 74-77 |
| Dec. 6 | at Miami (Ohio) | L | 75-85 |
| Dec. 13 | %vs. Virginia (HTS) | L | 67-73 |
| Dec. 17 | NORFOLK STATE | W | 70-59 |
| Dec. 20 | at Kansas St. (WCN, HTS) | L | 70-76 |
| Dec. 28 | %vs. Cornell | W | 57-54 |
| Dec. 29 | #at California | L | 57-66 |
| Jan. 3 | *at William & Mary | L | 53-67 |
| Jan. 10 | *GEORGE MASON | L | 54-62 |
| Jan. 12 | *UNC WILMINGTON | L | 58-67 |
| Jan. 17 | *at Old Dominion (HTS) | W | 61-55 |
| Jan. 22 | *EAST CAROLINA (HTS) | W | 60-54 |
| Jan. 24 | *RICHMOND | L | 52-56 |
| Jan. 26 | *at American | L | 70-78 |
| Jan. 29 | *JAMES MADISON (HTS) | W | 61-56 |
| Jan. 31 | *OLD DOMINION (HTS) | L | 56-69 |
| Feb. 4 | *AMERICAN | W | 69-64 |
| Feb. 7 | *at East Carolina (:02) | L | 79-83 |

| | | | |
|---------|------------------------|---|-------|
| Feb. 10 | *at George Mason (HTS) | L | 60-62 |
| Feb. 14 | *at James Madison | L | 70-88 |
| Feb. 18 | *at UNC Wilmington | L | 63-85 |
| Feb. 21 | *at Richmond | L | 61-67 |
| Feb. 23 | *WILLIAM & MARY | L | 67-72 |
| Feb. 25 | &East Carolina | W | 65-62 |
| Feb. 27 | &UNC Wilmington | L | 63-69 |

%Robins Center, Richmond, Va.

#Golden Bear Classic, Oakland, Calif.

*Colonial Athletic Association contest
&CAA Tournament, Richmond Coliseum

1998-99

Coach: Mack McCarthy

Record: 15-16 (8-8 CAA)

| | | | |
|---------|----------------------------|---|--------|
| Nov. 13 | VIRGINIA | L | 70-86 |
| Nov. 18 | WESTERN KENTUCKY | W | 63-61 |
| Nov. 21 | at Southern Illinois (:06) | L | 58-59 |
| Nov. 23 | MD.-EASTERN SHORE | W | 87-71 |
| Nov. 27 | ^Baylor | W | 81-61 |
| Nov. 28 | ^Iona | L | 66-73 |
| Nov. 29 | ^Southern Mississippi (ot) | L | 48-51 |
| Dec. 2 | at Colorado | L | 76-78 |
| Dec. 8 | at Radford | L | 62-86 |
| Dec. 12 | LIBERTY | W | 95-68 |
| Dec. 19 | NORFOLK STATE | W | 104-94 |
| Dec. 22 | at Georgia State | L | 80-99 |
| Dec. 30 | SO. MISSISSIPPI (ot) | W | 79-76 |
| Jan. 2 | *AMERICAN | W | 79-65 |
| Jan. 6 | *at East Carolina | L | 66-71 |
| Jan. 9 | *OLD DOMINION | L | 72-82 |
| Jan. 13 | *at UNC Wilmington | L | 48-65 |
| Jan. 16 | *at James Madison (HTS) | W | 82-78 |
| Jan. 20 | *at George Mason | L | 68-77 |
| Jan. 23 | *at Richmond | L | 64-68 |
| Jan. 25 | *WILLIAM & MARY | W | 88-69 |
| Jan. 27 | *UNC WILMINGTON | W | 75-60 |
| Jan. 30 | *at Richmond | L | 64-68 |
| Feb. 3 | *at American | W | 59-52 |
| Feb. 6 | *at William & Mary | W | 83-67 |
| Feb. 10 | *EAST CAROLINA (SS) | W | 69-66 |
| Feb. 13 | *RICHMOND (HTS) | L | 72-78 |
| Feb. 17 | *GEORGE MASON | L | 73-89 |
| Feb. 21 | *JAMES MADISON | W | 69-65 |
| Feb. 26 | &Richmond | W | 64-57 |
| Feb. 27 | &Old Dominion (HTS) | L | 49-66 |

^Honolulu Thanksgiving Shootout, Honolulu, HI

*Colonial Athletic Association contest
&CAA Tournament, Richmond Coliseum

1999-00

Coach: Mack McCarthy

Record: 14-14 (7-9 CAA)

| | | | |
|---------|---------------------------|---|--------|
| Nov. 19 | LOUISVILLE (WDRB) | W | 79-74 |
| Nov. 26 | DELAWARE STATE (ot) | W | 79-68 |
| Nov. 28 | COLORADO (ot) | W | 82-78 |
| Nov. 30 | TULANE | L | 44-85 |
| Dec. 5 | at Texas A&M | L | 59-75 |
| Dec. 7 | at Mississippi (SS) | L | 62-75 |
| Dec. 11 | at Western Kentucky (SS) | L | 58-75 |
| Dec. 18 | RADFORD | W | 94-80 |
| Dec. 21 | VMI | W | 101-86 |
| Dec. 23 | at Pittsburgh | W | 64-60 |
| Dec. 30 | NORTH CAROLINA A&T | W | 78-61 |
| Jan. 5 | *OLD DOMINION (ot) | W | 73-67 |
| Jan. 12 | *WILLIAM & MARY | L | 65-73 |
| Jan. 15 | *JAMES MADISON (HTS) | W | 66-63 |
| Jan. 19 | *at UNC Wilmington | L | 61-71 |
| Jan. 22 | *GEORGE MASON | L | 63-76 |
| Jan. 26 | *EAST CAROLINA | W | 67-56 |
| Jan. 29 | *at Old Dominion (HTS) | L | 69-72 |
| Feb. 2 | *at James Madison | L | 75-84 |
| Feb. 5 | *at William & Mary | L | 56-85 |
| Feb. 8 | *at Richmond | L | 57-69 |
| Feb. 12 | *UNCW (ot) (:05) | W | 55-54 |
| Feb. 16 | *at Geo. Mason (ot) (HTS) | L | 86-87 |
| Feb. 19 | *at East Carolina | W | 73-65 |
| Feb. 23 | *AMERICAN | W | 66-64 |
| Feb. 26 | *RICHMOND (:01) | W | 80-77 |
| Feb. 29 | *at American (3ot) | L | 88-97 |
| Mar. 4 | &UNC Wilmington | L | 57-66 |

*Colonial Athletic Association contest
&CAA Tournament, Richmond Coliseum

2000-01

Head Coach: Mack McCarthy

Record: 16-14 (9-7 CAA)

| | | | |
|---------|------------------------------|---|---------|
| Nov. 17 | GARDNER-WEBB | W | 82-67 |
| Nov. 20 | at Tulane | L | 80-84 |
| Nov. 22 | at East Tennessee State | W | 63-53 |
| Nov. 25 | MISSISSIPPI (ot) (SS) | L | 84-88 |
| Nov. 28 | NORTH CAROLINA A&T | W | 81-61 |
| Dec. 2 | TEXAS A&M (2ot) | W | 107-106 |
| Dec. 6 | at TCU | L | 82-101 |
| Dec. 9 | FLORIDA ATLANTIC | W | 70-57 |
| Dec. 17 | PITT (ot) (ESPN REG) | W | 76-73 |
| Dec. 20 | %vs. Evansville | W | 90-82 |
| Dec. 21 | %vs. SMU | L | 88-94 |
| Dec. 22 | %vs. Kent State | L | 75-81 |
| Dec. 30 | at UAB | L | 61-70 |
| Jan. 3 | *at American | W | 62-58 |
| Jan. 6 | *ECU (ot) (:01) (SS) | W | 84-81 |
| Jan. 10 | *GEORGE MASON | W | 72-65 |
| Jan. 13 | *at William & Mary | L | 63-65 |
| Jan. 16 | *JAMES MADISON | W | 65-52 |
| Jan. 20 | *at Old Dominion (HTS) | L | 65-77 |
| Jan. 22 | *UNC WILMINGTON | W | 70-55 |
| Jan. 27 | *at East Carolina (ot) (:02) | L | 84-87 |
| Jan. 31 | *at James Madison (ot) | W | 73-70 |
| Feb. 3 | *AMERICAN | W | 71-61 |
| Feb. 8 | *WILLIAM & MARY (HTS) | W | 70-59 |
| Feb. 14 | *at George Mason | L | 79-99 |
| Feb. 17 | *at Richmond | L | 66-70 |
| Feb. 21 | *at UNC Wilmington | L | 44-65 |
| Feb. 24 | *OLD DOMINION (HTS) | W | 74-53 |
| Feb. 27 | *RICHMOND | L | 54-72 |
| Mar. 3 | &James Madison | L | 57-59 |

#San Juan Shootout, San Juan, Puerto Rico

*Colonial Athletic Association contest
&CAA Tournament, Richmond Coliseum

2001-02

Head Coach: Mack McCarthy

Record: 21-11 (11-7 CAA)

| | | | |
|---------|---------------------------|---|-------|
| Nov. 14 | %vs. Northwestern | L | 73-78 |
| Nov. 15 | %vs. Rutgers | W | 71-58 |
| Nov. 16 | %vs. Prairie View A&M | W | 82-66 |
| Nov. 20 | EAST TENNESSEE ST. | W | 79-71 |
| Nov. 27 | TULANE (:02) | L | 72-76 |
| Nov. 29 | NORTH CAROLINA A&T | W | 66-53 |
| Dec. 1 | at Richmond | W | 65-54 |
| Dec. 5 | *TOWSON | W | 91-68 |
| Dec. 8 | at Florida Atlantic (2ot) | W | 88-84 |
| Dec. 15 | UAB | W | 82-76 |
| Dec. 18 | GARDNER-WEBB | W | 75-68 |
| Dec. 22 | at Wagner | L | 83-88 |
| Jan. 3 | *at Drexel | L | 73-84 |
| Jan. 5 | *JAMES MADISON | W | 82-75 |
| Jan. 9 | *at Hofstra (FSNY) | L | 62-77 |
| Jan. 12 | *at William & Mary (CSN) | L | 81-92 |
| Jan. 14 | *DELAWARE | W | 68-57 |
| Jan. 19 | *at Old Dominion (ot) | W | 79-77 |
| Jan. 23 | *GEORGE MASON | W | 75-59 |
| Jan. 26 | *UNC WILMINGTON (TW) | W | 74-68 |
| Jan. 30 | *at Delaware | L | 70-75 |
| Feb. 2 | *DREXEL | W | 77-65 |
| Feb. 4 | *HOFSTRA | W | 69-67 |
| Feb. 6 | *at James Madison (:01) | L | 65-67 |
| Feb. 9 | OLD DOMINION | W | 73-66 |
| Feb. 16 | *at Towson (CSN) | W | 62-49 |
| Feb. 20 | *at George Mason | L | 80-83 |
| Feb. 23 | *at UNC Wilmington | L | 62-73 |
| Feb. 25 | *WILLIAM & MARY | W | 68-60 |
| Mar. 2 | &Old Dominion | W | 58-54 |
| Mar. 3 | &Hofstra (CSN) | W | 70-54 |
| Mar. 4 | &UNCW (ESPN2) | L | 51-66 |

#BCA Invitational, Raleigh, N.C.

*Colonial Athletic Association contest
&CAA Tournament, Richmond Coliseum

2002-03

Head Coach: Jeff Capel

Record: 18-10 (12-6 CAA)

| | | | |
|---------|---------------------------|---|-------|
| Nov. 26 | at Western Kentucky (ot) | L | 73-80 |
| Nov. 30 | WAGNER | L | 72-80 |
| Dec. 3 | NORTH CAROLINA A&T | W | 76-48 |
| Dec. 5 | FLORIDA ATLANTIC | W | 90-72 |
| Dec. 7 | RICHMOND (ot) | W | 73-68 |
| Dec. 14 | at Mississippi (FSNS) | L | 68-82 |
| Dec. 19 | HAMPTON | W | 90-85 |
| Dec. 21 | TCU | W | 91-78 |
| Jan. 2 | *HOFSTRA (FSNY) | W | 71-62 |
| Jan. 4 | *OLD DOMINION (CSN) | W | 73-64 |
| Jan. 8 | *DREXEL | L | 73-74 |
| Jan. 11 | *at Delaware (:10) | L | 53-55 |
| Jan. 15 | *at George Mason | W | 68-56 |
| Jan. 18 | *at William & Mary (2ot) | L | 83-88 |
| Jan. 22 | *JAMES MADISON | W | 65-58 |
| Jan. 25 | *UNCW (CSN) | L | 50-81 |
| Jan. 29 | *at Towson | W | 82-47 |
| Feb. 1 | *at Old Dominion | W | 72-69 |
| Feb. 5 | *TOWSON | W | 97-60 |
| Feb. 8 | *GEORGE MASON (CSN) | W | 78-62 |
| Feb. 12 | *at Drexel | W | 72-59 |
| Feb. 15 | *DELAWARE | W | 71-66 |
| Feb. 19 | *WILLIAM & MARY | W | 93-73 |
| Feb. 22 | *at Hofstra | W | 80-77 |
| Feb. 26 | *at James Madison (:02.6) | L | 63-64 |
| Mar. 1 | *at UNC Wilmington (CSN) | L | 63-80 |
| Mar. 8 | & James Madison | W | 73-53 |
| Mar. 9 | & Drexel (CSN) (:04) | L | 60-62 |

*Colonial Athletic Association contest
&CAA Tournament, Richmond Coliseum

2003-04

Head Coach: Jeff Capel

Record: 23-8 (14-4 CAA)

NCAA Tournament - Round of 64

| | | | |
|---------|--|---------|--------|
| Nov. 21 | IONA | W | 65-61 |
| Nov. 25 | WESTERN KENTUCKY | W | 72-67 |
| Nov. 29 | at Hampton | W | 67-51 |
| Dec. 3 | at Richmond | L | 52-70 |
| Dec. 6 | *WILLIAM & MARY | W | 71-60 |
| Dec. 15 | NORTH CAROLINA A&T | W | 105-51 |
| Dec. 18 | UAB | L | 58-68 |
| Dec. 22 | at La Salle (:06.4) | W | 55-54 |
| Dec. 29 | at Georgia Tech (FSNS) | L | 65-86 |
| Jan. 2 | MIDDLE TENNESSEE | W | 66-61 |
| Jan. 5 | *at Hofstra | L | 61-66 |
| Jan. 7 | *DELAWARE | W | 99-72 |
| Jan. 10 | *at James Madison | W | 77-69 |
| Jan. 14 | *at UNC Wilmington | L | 52-72 |
| Jan. 17 | *GEORGE MASON (CSN) | W | 80-56 |
| Jan. 21 | *at Old Dominion | W | 75-67 |
| Jan. 24 | *at Drexel (CN8) (:07.3) | W | 70-69 |
| Jan. 28 | *TOWSON | W | 101-76 |
| Jan. 31 | *HOFSTRA | W | 81-69 |
| Feb. 4 | *DREXEL | L | 57-66 |
| Feb. 7 | *UNCW (ESPN2) | W | 49-41 |
| Feb. 11 | *at George Mason | L | 57-69 |
| Feb. 14 | *at Towson | W | 68-44 |
| Feb. 18 | *JAMES MADISON | W | 92-61 |
| Feb. 21 | *OLD DOMINION (CSN, M) | W | 78-72 |
| Feb. 25 | *at Delaware (:00) | W (2ot) | 71-69 |
| Feb. 28 | *at William & Mary | W | 74-59 |
| Mar. 6 | & Towson | W | 67-60 |
| Mar. 7 | & Old Dominion (CSN) | W | 84-67 |
| Mar. 8 | & GMU (ESPN) (:01.6) | W | 55-54 |
| Mar. 18 | NCAA Tournament (Raleigh, N.C.) vs. Wake Forest (CBS) | L | 78-79 |

*Colonial Athletic Association contest
&CAA Tournament, Richmond Coliseum

2004-05

Head Coach: Jeff Capel

Record: 19-13 (13-5 CAA)

National Invitation Tournament - First Round

| | | | |
|---------|-------------------------|---|-------|
| Nov. 15 | ^AMERICAN (ot) | W | 82-76 |
| Nov. 18 | ^at Wake Forest | L | 67-81 |
| Nov. 27 | at UAB | L | 55-79 |
| Dec. 1 | HAMPTON | W | 83-54 |
| Dec. 5 | *at UNC Wilmington (TV) | L | 63-68 |
| Dec. 11 | RICHMOND (TV8) | W | 58-50 |

| | | | |
|---------|----------------------------|---|-------|
| Dec. 18 | LA SALLE | W | 63-52 |
| Dec. 22 | at Iona | L | 72-77 |
| Dec. 29 | MISSISSIPPI | L | 62-63 |
| Jan. 2 | at Middle Tenn. (ESPN+) | L | 55-59 |
| Jan. 5 | *at George Mason | W | 81-74 |
| Jan. 7 | *at Towson | W | 70-58 |
| Jan. 12 | *DREXEL (:00) | L | 64-66 |
| Jan. 15 | *HOFSTRA (CSN) | W | 70-58 |
| Jan. 19 | *at Delaware | W | 66-57 |
| Jan. 22 | *at William & Mary (ot) | W | 79-77 |
| Jan. 26 | *JAMES MADISON | L | 58-66 |
| Jan. 29 | *OLD DOMINION (CSN) | W | 75-71 |
| Jan. 31 | *at James Madison | W | 70-43 |
| Feb. 2 | *at Hofstra | L | 58-60 |
| Feb. 5 | *TOWSON | W | 84-61 |
| Feb. 9 | *at Drexel | W | 62-59 |
| Feb. 12 | *at Old Dominion (ESPN2) | L | 76-82 |
| Feb. 14 | *GEORGE MASON | W | 89-81 |
| Feb. 16 | *DELAWARE | W | 83-73 |
| Feb. 19 | *at College of Charleston | L | 75-85 |
| Feb. 23 | *WILLIAM & MARY | W | 91-69 |
| Feb. 26 | *UNCW (ot) (:05.1) | W | 72-71 |
| Mar. 5 | & Delaware | W | 74-61 |
| Mar. 6 | & UNC Wilmington (CSN) | W | 55-46 |
| Mar. 7 | & OLD DOMINION (ot) (ESPN) | L | 66-73 |

National Invitation Tournament

| | | | |
|---------|----------|---|-------|
| Mar. 16 | DAVIDSON | L | 62-77 |
|---------|----------|---|-------|

^Preseason NIT

*Colonial Athletic Association contest

%ESPN Bracket Buster

&CAA Tournament, Richmond Coliseum

2005-06

Head Coach: Jeff Capel

Record: 19-10 (11-7 CAA)

| | | | |
|---------|----------------------------|---|-------|
| Nov. 21 | at Appalachian State | L | 47-51 |
| Nov. 26 | at Houston | W | 62-61 |
| Nov. 30 | ELON | W | 69-49 |
| Dec. 4 | *at UNC Wilmington | L | 40-60 |
| Dec. 7 | *HOFSTRA | W | 87-64 |
| Dec. 10 | RICHMOND (CN8) | W | 49-37 |
| Dec. 17 | COLL. OF CHARLESTON | W | 76-71 |
| Dec. 20 | *GEORGIA STATE | W | 67-54 |
| Dec. 22 | LONGWOOD | W | 91-80 |
| Dec. 30 | at Hampton | W | 84-44 |
| Jan. 2 | at UAB | L | 62-68 |
| Jan. 5 | *at George Mason (CSN) | L | 60-73 |
| Jan. 7 | *DREXEL (:00) (CN8) | W | 62-60 |
| Jan. 12 | *at James Madison | W | 76-48 |
| Jan. 14 | *at Old Dominion (CSN) | L | 75-78 |
| Jan. 19 | *WILLIAM & MARY | W | 69-60 |
| Jan. 21 | *JAMES MADISON | W | 71-55 |
| Jan. 26 | *at Delaware | W | 56-52 |
| Jan. 28 | *at Georgia St. (ot) (CSN) | W | 79-68 |
| Feb. 2 | *TOWSON | W | 81-75 |
| Feb. 4 | *at Northeastern (CN8) | L | 74-79 |
| Feb. 9 | *GEORGE MASON | L | 61-73 |
| Feb. 11 | *OLD DOMINION (ESPN2) | W | 80-74 |
| Feb. 15 | *at Towson | L | 57-59 |
| Feb. 17 | *ALBANY (ESPN) | W | 70-67 |
| Feb. 23 | *UNC WILMINGTON (TW) | L | 54-61 |
| Feb. 25 | *at William & Mary | W | 77-59 |
| Mar. 3 | & William & Mary | W | 62-59 |
| Mar. 4 | & Hofstra | L | 66-72 |

*Colonial Athletic Association contest

%ESPN Bracket Buster

&CAA Tournament, Richmond Coliseum

2006-07

Head Coach: Anthony Grant

Record: 28-7 (16-2 CAA)

NCAA Tournament - Round of 32

| | | | |
|---------|----------------------------|---|--------|
| Nov. 13 | at Longwood | W | 75-63 |
| Nov. 17 | ^vs. Xavier | L | 67-70 |
| Nov. 18 | ^vs. College of Charleston | W | 71-59 |
| Nov. 20 | ^vs. Toledo | L | 59-60 |
| Nov. 25 | HAMPTON | W | 74-51 |
| Nov. 28 | at Elon | W | 91-49 |
| Dec. 2 | HOUSTON | W | 102-84 |
| Dec. 6 | at Albany | W | 75-57 |

| | | | |
|---------|-------------------------|---|--------|
| Dec. 9 | at Richmond | W | 68-54 |
| Dec. 16 | UAB | W | 53-44 |
| Dec. 20 | *DELAWARE (CSN) | W | 79-60 |
| Dec. 30 | APPALACHIAN STATE | L | 70-73 |
| Jan. 3 | *at Towson (2ot) | W | 84-80 |
| Jan. 6 | *at James Madison | W | 77-61 |
| Jan. 8 | *NORTHEASTERN | W | 64-44 |
| Jan. 10 | *at William & Mary | W | 88-77 |
| Jan. 13 | *TOWSON | W | 85-77 |
| Jan. 17 | *UNC WILMINGTON (TW) | W | 74-65 |
| Jan. 20 | *OLD DOMINION (CSN) | W | 80-75 |
| Jan. 24 | *at George Mason (CSN) | W | 75-62 |
| Jan. 27 | *at Drexel (CN8) | W | 75-68 |
| Jan. 29 | *WILLIAM & MARY | W | 90-68 |
| Jan. 31 | *at Hofstra | L | 68-79 |
| Feb. 3 | *GEORGIA STATE (CSN) | W | 100-71 |
| Feb. 8 | *GEO. MASON (ESPN) | W | 63-49 |
| Feb. 10 | *at Old Dominion (CN8) | L | 63-79 |
| Feb. 14 | *at UNC Wilmington | W | 78-68 |
| Feb. 17 | %BRADLEY (ESPN2) | L | 64-73 |
| Feb. 21 | *JAMES MADISON | W | 83-72 |
| Feb. 24 | *at Georgia State (:03) | W | 72-70 |
| Mar. 3 | & Georgia State (CN8) | W | 73-60 |
| Mar. 4 | & Drexel (CN8) | W | 63-56 |
| Mar. 5 | & George Mason (ESPN) | W | 65-59 |

NCAA Tournament (Buffalo, N.Y.)

| | | | |
|---------|-----------------------|---|-------|
| Mar. 15 | Duke (:01.8) (CBS) | W | 79-77 |
| Mar. 17 | Pittsburgh (ot) (CBS) | L | 79-84 |

^Paradise Jam, St. Thomas, U.S. Virgin Islands

*Colonial Athletic Association contest

%ESPN Bracket Buster

&CAA Tournament, Richmond Coliseum

2007-08

Head Coach: Anthony Grant

Record: 24-8 (15-3 CAA)

National Invitation Tournament - First Round

| | | | |
|---------|---|---|-------|
| Nov. 9 | MD.-EASTERN SHORE | W | 70-51 |
| Nov. 15 | ^vs. Houston (ESPN) | W | 73-72 |
| Nov. 16 | ^vs. Miami (Fla.) (ESPN) | L | 63-69 |
| Nov. 18 | ^#18/18 Arkansas (ESPN2) | L | 60-70 |
| Nov. 24 | ELON | W | 79-61 |
| Nov. 29 | at Hampton | L | 55-64 |
| Dec. 2 | &vs. Maryland (MASN) | W | 85-76 |
| Dec. 5 | *WILLIAM & MARY | W | 71-57 |
| Dec. 8 | RICHMOND (CN8) | W | 65-45 |
| Dec. 15 | LONGWOOD | W | 78-45 |
| Dec. 22 | at Bradley (CN8) | W | 79-64 |
| Jan. 2 | *at James Madison (:00) | L | 61-62 |
| Jan. 5 | *at UNCW (MASN) | W | 72-57 |
| Jan. 10 | *GEORGIA ST. (CSN-MA) | W | 49-47 |
| Jan. 12 | *HOFSTRA (CSN-MA) | W | 59-49 |
| Jan. 16 | *DELAWARE | W | 60-39 |
| Jan. 19 | *at Old Dominion (CSN-MA)W | W | 78-68 |
| Jan. 23 | *at Hofstra (MASN) | W | 82-65 |
| Jan. 26 | *DREXEL (CN8) | W | 76-62 |
| Jan. 29 | *at George Mason (ESPN2) | L | 51-63 |
| Feb. 2 | *TOWSON | W | 65-42 |
| Feb. 6 | *at Georgia State (ot) | W | 65-60 |
| Feb. 9 | *at Delaware (CN8) | W | 83-73 |
| Feb. 13 | *JAMES MADISON (CN8) | W | 75-56 |
| Feb. 16 | *OLD DOMINION (ESPN2) | L | 66-67 |
| Feb. 20 | *at Northeastern (CN8) | W | 66-62 |
| Feb. 23 | +at Akron (ESPN2) | W | 57-52 |
| Feb. 27 | *UNCW (CSN-MA) | W | 72-58 |
| Mar. 3 | *at William & Mary | W | 54-43 |
| Mar. 8 | !Towson (CN8) | W | 57-46 |
| Mar. 9 | !William & Mary (CN8) (:03) | L | 54-56 |
| Mar. 13 | National Invitation Tournament UAB (ESPN2) | L | 77-80 |

*Colonial Athletic Association contest

^ - Puerto Rico Tip Off (San Juan, P.R.)

& - BB&T Classic (Washington, D.C.)

+ - O'Reilly Auto Parts ESPN BracketBusters

! - CAA Tournament (Richmond Coliseum)

%- National Invitation Tournament

2008-09

Head Coach: Anthony Grant

Record: 24-10 (14-4 CAA)

NCAA Tournament - Round of 64

YEAR-BY-YEAR RESULTS

| | | | |
|--|----------------------------|---|------------|
| Nov. 7 | VIRGINIA UNION (Exh.) | W | 91-63 |
| Nov. 12 | VIRGINIA STATE (Exh.) | W | 79-64 |
| Nov. 16 | THE CITADEL | W | 82-59 |
| Nov. 19 | SOUTH DAKOTA STATE | W | 72-56 |
| Nov. 22 | at Rhode Island | L | 86-92 |
| Nov. 25 | at East Carolina | L | 90-93 (ot) |
| Nov. 29 | %vs. New Mexico (CBS-C) | W | 67-55 |
| Nov. 30 | %vs. Vanderbilt (CBS-C) | L | 66-71 |
| Dec. 4 | WESTERN MICHIGAN | W | 79-62 |
| Dec. 6 | *at William & Mary | W | 66-50 |
| Dec. 13 | at Richmond (ESPNU) | W | 77-76 |
| Dec. 17 | AKRON | W | 73-69 |
| Dec. 20 | &vs. #4 Oklahoma (ESPN2) | L | 70-81 |
| Dec. 27 | HAMPTON | W | 59-54 |
| Jan. 3 | *at Delaware (TCN) | L | 79-81 |
| Jan. 5 | *UNC WILMINGTON (MASN) | W | 88-59 |
| Jan. 8 | *at Drexel (ESPNU) | W | 75-46 |
| Jan. 10 | *HOFSTRA (CSN-MA) | W | 68-60 |
| Jan. 14 | *at Towson | W | 78-71 |
| Jan. 17 | *OLD DOMINION (CSN-MA) | W | 61-44 |
| Jan. 21 | *at Georgia State (CSN-MA) | W | 65-50 |
| Jan. 24 | *GEORGE MASON (ESPN2) | W | 76-71 |
| Jan. 27 | *NORTHEASTERN (ESPNU) | L | 63-68 |
| Jan. 31 | *at Hofstra (TCN) | W | 66-62 |
| Feb. 4 | *at UNCW (MASN) | L | 72-81 |
| Feb. 7 | *WILLIAM & MARY | W | 76-54 |
| Feb. 11 | *JAMES MADISON | W | 76-71 (ot) |
| Feb. 14 | *at Old Dominion (CSN-MA) | L | 65-69 |
| Feb. 18 | *DELAWARE (TCN) | W | 78-67 |
| Feb. 20 | !at Nevada (ESPNU) | L | 70-71 |
| Feb. 25 | *at James Madison | W | 71-52 |
| Feb. 28 | *GEORGIA STATE (TCN) | W | 69-41 |
| Mar. 7 | ^vs. Georgia State (TCN) | W | 61-52 |
| Mar. 8 | ^vs. Old Dominion (TCN) | W | 61-53 |
| Mar. 9 | ^vs. George Mason (ESPN2) | W | 71-50 |
| NCAA Tournament (Philadelphia, Pa.) | | | |
| Mar. 19 | +vs. UCLA (CBS) | L | 64-65 |

* - Colonial Athletic Association contest
 % - Cancun Challenge (Cancun, Mexico)
 & - All-College Classic (Oklahoma City, Okla.)
 ! - ESPNU BracketBusters
 ^ - CAA Tournament (Richmond Coliseum)
 + - NCAA Tournament

2009-10

Head Coach: Shaka Smart
Record: 27-9 (11-7 CAA)

College Basketball Invitational Champions

| | | | |
|---|----------------------------|---|------------|
| Nov. 5 | VIRGINIA UNION (Exh.) | W | 85-55 |
| Nov. 13 | BETHUNE-COOKMAN | W | 77-51 |
| Nov. 18 | at Western Michigan | L | 67-83 |
| Nov. 21 | #17 OKLAHOMA (MASN) | W | 82-69 |
| Nov. 23 | at Hampton | W | 63-52 |
| Nov. 27 | NEVADA | W | 85-76 |
| Dec. 2 | RHODE ISLAND | W | 82-80 |
| Dec. 5 | *at William and Mary (CSN) | L | 74-75 |
| Dec. 12 | RICHMOND | W | 65-57 |
| Dec. 19 | at Tulane | W | 78-77 |
| Dec. 29 | EAST CAROLINA | W | 82-74 |
| Jan. 2 | *UNC WILMINGTON | W | 91-57 |
| Jan. 4 | *NORTHEASTERN (CSN) | L | 57-62 |
| Jan. 6 | *at Drexel | L | 72-75 |
| Jan. 9 | *DELAWARE | W | 77-64 |
| Jan. 12 | *at Hofstra (ESPNU) | W | 81-68 |
| Jan. 16 | *at Georgia State | W | 82-69 |
| Jan. 20 | *WILLIAM AND MARY | W | 81-59 |
| Jan. 23 | *at Northeastern (CSN) | L | 62-74 |
| Jan. 27 | *TOWSON | W | 112-53 |
| Jan. 30 | *GEORGIA STATE (CSS) | W | 78-62 |
| Feb. 3 | *at UNC Wilmington | W | 73-60 |
| Feb. 6 | *OLD DOMINION (CSN) | W | 70-58 |
| Feb. 9 | *at George Mason (ESPNU) | L | 77-82 (ot) |
| Feb. 13 | *at James Madison | L | 71-76 |
| Feb. 16 | *DREXEL (CSN) | W | 73-54 |
| Feb. 20 | !AKRON (ESPNU) | W | 70-53 |
| Feb. 24 | *JAMES MADISON | W | 76-62 |
| Feb. 27 | *at Old Dominion (CSN) | L | 70-73 |
| Mar. 5 | ^vs DELAWARE | W | 66-49 |
| Mar. 6 | ^vs George Mason (CSN) | W | 75-60 |
| Mar. 7 | ^vs Old Dominion (CSN) | L | 69-73 (ot) |
| College Basketball Invitational (all on HDNet) | | | |
| Mar. 16 | %at George Washington | W | 79-73 |

| | | | |
|---------|--------------------|---|-------|
| Mar. 22 | %CHARLESTON | W | 93-86 |
| Mar. 24 | %BOSTON UNIVERSITY | W | 88-75 |
| Mar. 29 | %SAINT LOUIS | W | 68-56 |
| Mar. 31 | %at Saint Louis | W | 71-65 |

* - Colonial Athletic Association contest
 ! - ESPNU BracketBusters
 ^ - CAA Tournament (Richmond Coliseum)
 % - College Basketball Invitational

2010-11

Head Coach: Shaka Smart
Record: 28-12 (12-6 CAA)

NCAA Tournament - Final Four

| | | | |
|---|---------------------------|---|------------|
| Nov. 12 | UNC GREENSBORO | W | 101-86 |
| Nov. 15 | vs Winthrop | W | 67-54 |
| Nov. 16 | at Wake Forest | W | 90-69 |
| Nov. 24 | vs Tennessee | L | 72-77 |
| Nov. 26 | vs UCLA | W | 89-85 |
| Dec. 1 | at USF | L | 59-60 (ot) |
| Dec. 4 | *WILLIAM & MARY | W | 59-55 |
| Dec. 8 | VMI | W | 86-80 |
| Dec. 11 | at RICHMOND | L | 60-72 |
| Dec. 18 | TULANE | W | 70-67 |
| Dec. 21 | at UAB | L | 65-68 |
| Dec. 29 | WOFFORD | W | 75-66 |
| Dec. 30 | NEW HAMPSHIRE | W | 78-65 |
| Jan. 3 | *at Georgia State | L | 66-76 |
| Jan. 5 | *DREXEL | W | 52-48 |
| Jan. 8 | *at UNC Wilmington | W | 82-64 |
| Jan. 12 | *at William & Mary | W | 70-52 |
| Jan. 15 | *NORTHEASTERN | W | 73-64 |
| Jan. 19 | *GEORGIA STATE | W | 71-54 |
| Jan. 22 | *at Old Dominion | W | 59-50 |
| Jan. 24 | *at Towson | W | 80-76 |
| Jan. 27 | *HOFSTRA | W | 82-67 |
| Jan. 29 | *UNC WILMINGTON | W | 79-70 |
| Feb. 2 | *at Northeastern | L | 80-91 |
| Feb. 5 | *at James Madison | W | 70-66 |
| Feb. 9 | *at Delaware | W | 84-74 (ot) |
| Feb. 12 | *OLD DOMINION | L | 59-70 |
| Feb. 15 | *GEORGE MASON | L | 51-71 |
| Feb. 18 | !at Wichita State (:00.8) | W | 68-67 |
| Feb. 23 | *at DREXEL | L | 60-64 |
| Feb. 26 | *JAMES MADISON | L | 69-72 |
| CAA Tournament (Richmond, Va.) | | | |
| Mar. 5 | ^vs Drexel (:00) | W | 62-60 |
| Mar. 6 | ^vs George Mason | W | 79-63 |
| Mar. 7 | ^vs Old Dominion | L | 65-70 |
| NCAA Tournament (Dayton, Ohio) | | | |
| Mar. 16 | +vs USC | W | 59-46 |
| NCAA Tournament (Chicago, Ill) | | | |
| Mar. 18 | +vs Georgetown | W | 74-56 |
| Mar. 20 | +vs Purdue | W | 94-76 |
| NCAA Tournament (San Antonio, Texas) | | | |
| Mar. 25 | +vs Florida State (:7.0) | W | 72-71 (ot) |
| Mar. 27 | +vs Kansas | W | 71-61 |
| NCAA Tournament (Houston, Texas) | | | |
| Apr. 2 | +vs BUTLER | L | 62-70 |

* - Colonial Athletic Association contest
 ! - ESPNU BracketBusters
 + - NCAA Tournament

2011-12

Head Coach: Shaka Smart
Record: 29-7 (15-3 CAA)

NCAA Tournament - Round of 32

| | | | |
|---------|------------------------|---|------------|
| Nov. 11 | SAINT FRANCIS (PA) | W | 63-57 |
| Nov. 17 | vs. Seton Hall& | L | 54-69 |
| Nov. 18 | vs. Georgia Tech& | L | 60-73 |
| Nov. 20 | vs. Western Kentucky& | W | 69-64 |
| Nov. 23 | at Western Kentucky | W | 68-45 |
| Nov. 27 | at Alabama | L | 64-72 |
| Nov. 30 | SOUTH FLORIDA | W | 69-46 |
| Dec. 4 | ^vs. George Washington | W | 75-60 |
| Dec. 9 | RICHMOND | W | 73-51 |
| Dec. 17 | UNCW | W | 87-64 |
| Dec. 20 | UAB | W | 68-49 |
| Dec. 22 | at UNC Greenboro | W | 80-68 |
| Dec. 29 | at Akron (:02.7) | W | 76-75 (ot) |
| Jan. 2 | at Hofstra* | W | 80-63 |
| Jan. 4 | GEORGIA STATE* | L | 53-55 |

| | | | |
|---------|------------------------|---|------------|
| Jan. 8 | at Drexel* | L | 58-64 |
| Jan. 12 | JAMES MADISON* | W | 65-45 |
| Jan. 14 | at Delaware* | W | 68-55 |
| Jan. 19 | WILLIAM & MARY* (:09) | W | 69-68 (ot) |
| Jan. 21 | OLD DOMINION* | W | 61-48 |
| Jan. 23 | HOFSTRA* | W | 61-49 |
| Jan. 25 | at Towson* | W | 67-42 |
| Jan. 28 | at Georgia State* | W | 59-58 |
| Feb. 1 | at William & Mary* | W | 87-78 |
| Feb. 4 | NORTHEASTERN* | W | 59-56 |
| Feb. 8 | TOWSON* | W | 66-43 |
| Feb. 11 | at Old Dominion* | W | 68-64 |
| Feb. 14 | at George Mason* (:00) | L | 61-62 |
| Feb. 17 | !NORTHERN IOWA | W | 77-68 |
| Feb. 22 | at UNCW* | W | 63-59 |
| Feb. 25 | GEORGE MASON* | W | 89-77 |

CAA Tournament (Richmond, Va.)

| | | | |
|--------|------------------|---|-------|
| Mar. 3 | vs. Northeastern | W | 75-65 |
| Mar. 4 | vs. George Mason | W | 74-64 |
| Mar. 5 | vs. Drexel | W | 59-56 |

NCAA Tournament (Portland, Ore.)

| | | | |
|---------|--------------------|---|-------|
| Mar. 15 | +vs. Wichita State | W | 62-59 |
| Mar. 17 | +vs. Indiana | L | 61-63 |

& - Charleston Classic (Charleston, S.C.)

^ - BB&T Classic (Washington, D.C.)

* - Colonial Athletic Association contest

! - ESPNU BracketBusters

+ - NCAA Tournament

2012-13

Head Coach: Shaka Smart
Record: 27-9 (12-4 Atlantic 10)

NCAA Tournament - Round of 32

| | | | |
|---------|---------------------|-------|--------|
| Nov. 9 | FLORIDA GULF COAST | W | 80-57 |
| Nov. 13 | WICHITA STATE | L | 51-53 |
| Nov. 17 | at Winthrop | W | 90-54 |
| Nov. 22 | vs Memphis& | W | 78-65 |
| Nov. 23 | vs Duke& | L | 58-67 |
| Nov. 24 | vs Missouri& | L | 65-58 |
| Nov. 28 | STETSON | W | 92-56 |
| Dec. 1 | BELMONT | W | 75-65 |
| Dec. 7 | at Old Dominion | W | 83-70 |
| Dec. 15 | ALABAMA | W | 73-54 |
| Dec. 18 | WESTERN KENTUCKY | W | 76-44 |
| Dec. 21 | LONGWOOD | W | 93-56 |
| Dec. 29 | FAIRLEIGH DICKINSON | W | 96-67 |
| Jan. 2 | at ETSU | W | 109-58 |
| Jan. 5 | LEHIGH | W | 59-55 |
| Jan. 9 | DAYTON* | W | 74-62 |
| Jan. 12 | at St. Bonaventure* | W | 72-65 |
| Jan. 17 | SAINT JOSEPH'S* | W(ot) | 92-86 |
| Jan. 19 | at Duquesne* | W | 90-63 |
| Jan. 24 | at Richmond* | L(ot) | 74-86 |
| Jan. 26 | LA SALLE* | L | 61-69 |
| Jan. 30 | at Rhode Island* | W | 70-64 |
| Feb. 2 | FORDHAM* | W | 81-65 |
| Feb. 9 | at Charlotte | W | 68-61 |
| Feb. 14 | MASSACHUSETTS* | W | 86-68 |
| Feb. 16 | GEORGE WASHINGTON* | W | 84-57 |
| Feb. 19 | at St. Louis* | L | 62-76 |
| Feb. 23 | at Xavier* | W | 75-71 |
| Mar. 2 | BUTLER* | W | 84-52 |
| Mar. 6 | RICHMOND* | W | 93-82 |
| Mar. 10 | at Temple* | L | 76-84 |

A-10 Tournament (Brooklyn, N.Y.)

| | | | |
|---------|-------------------|---|-------|
| Mar. 15 | vs Saint Joseph's | W | 82-79 |
| Mar. 16 | vs Massachusetts | W | 71-62 |
| Mar. 17 | vs St. Louis | L | 56-62 |

NCAA Tournament (Auburn Hills, Mich.)

| | | | |
|---------|--------------|---|-------|
| Mar. 21 | +vs Akron | W | 88-42 |
| Mar. 23 | +vs Michigan | L | 53-78 |

& - Battle 4 Atlantis Tournament (Nassau, Bahamas)

* - Atlantic-10 Conference contest

+ - NCAA Tournament

2013-14

Head Coach: Shaka Smart
Record: 26-9 (12-4 Atlantic 10)

NCAA Tournament - Round of 64

| | | | |
|---------|----------------|---|-------|
| Nov. 8 | ILLINOIS STATE | W | 96-58 |
| Nov. 12 | at Virginia | W | 59-56 |

| | | | |
|--|-----------------------|---|------------|
| Nov. 16 | WINTHROP | W | 92-71 |
| Nov. 21 | vs. Florida State& | L | 67-85 |
| Nov. 22 | vs. Long Beach State& | W | 73-67 |
| Nov. 24 | vs Georgetown& | L | 80-84 |
| Nov. 29 | NORTHEASTERN | W | 79-66 |
| Dec. 1 | at Belmont | W | 81-68 |
| Dec. 5 | EASTERN KENTUCKY | W | 71-68(ot) |
| Dec. 8 | OLD DOMINION | W | 69-48 |
| Dec. 14 | at Northern Iowa | L | 68-77 |
| Dec. 17 | WOFFORD | W | 72-57 |
| Dec. 21 | vs. Virginia Tech | W | 82-52 |
| Dec. 28 | vs. Boston College | W | 69-50 |
| Jan. 3 | STONY BROOK | W | 81-63 |
| Jan. 9 | GEORGE MASON* | W | 71-57 |
| Jan. 14 | at George Washington* | L | 66-76 |
| Jan. 18 | DUQUESNE* | W | 80-65 |
| Jan. 22 | at Dayton* | W | 80-66 |
| Jan. 25 | at La Salle* | W | 97-89(2ot) |
| Jan. 29 | FORDHAM* | W | 76-60 |
| Feb. 1 | RICHMOND* | W | 81-70 |
| Feb. 6 | RHODE ISLAND | W | 68-52 |
| Feb. 8 | at Saint Joseph's* | L | 62-69 |
| Feb. 12 | GEORGE WASH.* | W | 92-75 |
| Feb. 15 | at Saint Louis* | L | 62-64 |
| Feb. 21 | at Massachusetts* | L | 75-80 |
| Feb. 27 | at Fordham* | W | 85-66 |
| Mar. 1 | SAINT LOUIS* | W | 67-56 |
| Mar. 3 | at Richmond* | W | 71-53 |
| Mar. 8 | ST. BONAVENTURE* | W | 86-67 |
| Atlantic 10 Tournament (Brooklyn, N.Y.) | | | |
| Mar. 14 | vs Richmond | W | 56-50 |
| Mar. 15 | vs George Washington | W | 74-55 |
| Mar. 16 | vs Saint Joseph's | L | 61-65 |
| NCAA Tournament (Auburn Hills, Mich.) | | | |
| Mar. 21 | +vs Stephen F. Austin | L | 75-77 (ot) |

& - Puerto Rico Tip-Off
 * - Atlantic-10 Conference contest
 + - NCAA Tournament

2014-2015

Head Coach: Shaka Smart
Record: 26-10 (12-6 A-10)
Atlantic 10 Tournament Champions
NCAA Tournament - Round of 64

| | | | |
|--|-------------------------|---------|--------|
| Nov. 7 | California (Pa.) (Exh.) | W | 92-43 |
| Nov. 14 | !vs. Tennessee | W | 85-69 |
| Nov. 18 | TOLEDO | W | 87-78 |
| Nov. 20 | UMES | W | 106-66 |
| Nov. 24 | %vs. #12 Villanova | L | 53-77 |
| Nov. 25 | %vs. Oregon | W | 77-63 |
| Nov. 29 | at Old Dominion | L | 67-73 |
| Dec. 2 | at Illinois State | W | 66-62 |
| Dec. 6 | #7 VIRGINIA | L | 57-74 |
| Dec. 13 | #23 NORTHERN IOWA | W (2ot) | 93-87 |
| Dec. 16 | BELMONT | W | 78-51 |
| Dec. 20 | at Cincinnati | W | 68-47 |
| Dec. 22 | EAST TENNESSEE STATE | W | 84-60 |
| Dec. 29 | CLEVELAND STATE | W | 72-63 |
| Jan. 4 | at Fordham* | W | 75-58 |
| Jan. 7 | DAVIDSON* | W | 71-65 |
| Jan. 10 | SAINT JOSEPH'S* | W | 89-74 |
| Jan. 13 | at Rhode Island* | W | 65-60 |
| Jan. 17 | at Duquesne* | W | 70-64 |
| Jan. 23 | at Saint Louis* (:00.8) | W | 63-61 |
| Jan. 27 | GEORGE WASHINGTON* | W | 72-48 |
| Jan. 31 | RICHMOND* | L | 55-64 |
| Feb. 4 | at George Mason* | W | 72-60 |
| Feb. 7 | at St. Bonaventure* | L | 71-73 |
| Feb. 11 | LA SALLE* | L (2ot) | 69-74 |
| Feb. 14 | at George Washington* | W | 79-66 |
| Feb. 17 | SAINT LOUIS* | W | 74-54 |
| Feb. 21 | MASSACHUSETTS* | W | 78-72 |
| Feb. 25 | at Richmond* | L (2ot) | 63-67 |
| Feb. 28 | DAYTON* | L | 55-59 |
| Mar. 5 | at Davidson* | L | 55-82 |
| Mar. 7 | GEORGE MASON* | W | 71-60 |
| Atlantic 10 Tournament (Brooklyn, N.Y.) | | | |
| Mar. 12 | vs. Fordham | W | 63-57 |
| Mar. 13 | vs. Richmond | W | 70-67 |
| Mar. 14 | vs. #24 Davidson | W | 93-73 |
| Mar. 15 | vs. Dayton | W | 71-65 |
| NCAA Tournament (Portland, Ore.) | | | |

| | | | |
|---|----------------|--------|-------|
| Mar. 19 | vs. Ohio State | L (ot) | 72-75 |
| ! - Veterans Classic (U.S. Naval Academy) | | | |
| % - Legends Classic (Brooklyn, N.Y.) | | | |
| + - NCAA Tournament | | | |

2015-16

Head Coach: Will Wade
Record: 25-11 (14-4 A-10)
NCAA Tournament - Round of 32

| | | | |
|---------|---------------------------|--------|-------|
| Nov. 13 | vs. Prairie View | W | 96-60 |
| Nov. 16 | vs. Radford | W | 75-50 |
| Nov. 20 | !vs. #5 Duke | L | 71-79 |
| Nov. 22 | !vs. Wisconsin (:06.2) | L | 73-74 |
| Nov. 25 | AMERICAN | W | 72-44 |
| Nov. 28 | OLD DOMINION | W | 76-67 |
| Dec. 2 | at Middle Tennessee State | W | 62-56 |
| Dec. 6 | vs. Florida State | L | 71-76 |
| Dec. 15 | at Georgia Tech | L | 64-77 |
| Dec. 19 | #23 CINCINNATI | L | 63-69 |
| Dec. 22 | BUFFALO | W | 90-69 |
| Dec. 27 | LIBERTY | W | 85-57 |
| Dec. 30 | NORTH FLORIDA | W | 80-68 |
| Jan. 2 | GEORGE MASON* | W | 71-47 |
| Jan. 5 | at Saint Joseph's* | W | 85-82 |
| Jan. 10 | at Saint Louis* | W | 72-56 |
| Jan. 13 | FORDHAM* | W | 88-54 |
| Jan. 16 | at Richmond* | W (ot) | 94-89 |
| Jan. 20 | DUQUESNE* | W | 93-71 |
| Jan. 24 | ST. BONAVENTURE* | W | 84-76 |
| Jan. 29 | at Davidson* | W | 79-69 |
| Feb. 3 | at La Salle | W | 88-70 |
| Feb. 6 | GEORGE WASHINGTON* | L | 69-72 |
| Feb. 11 | at Massachusetts* | L | 63-69 |
| Feb. 13 | SAINT LOUIS* | W | 85-52 |
| Feb. 16 | RHODE ISLAND* | W | 83-67 |
| Feb. 19 | RICHMOND* | W | 87-74 |
| Feb. 24 | at George Mason* | L | 69-76 |
| Feb. 27 | at George Washington* | W | 69-65 |
| Mar. 2 | DAVIDSON* | W | 70-60 |
| Mar. 5 | at Dayton* | L (ot) | 67-68 |

Atlantic 10 Tournament (Brooklyn, N.Y.)

| | | | |
|---|--------------------|---|-------|
| Mar. 11 | vs. Massachusetts | W | 85-70 |
| Mar. 12 | vs. Davidson | W | 76-54 |
| Mar. 13 | vs. Saint Joseph's | L | 74-87 |
| NCAA Tournament (Oklahoma City, Okla.) | | | |
| Mar. 18 | +vs. Oregon State | W | 75-67 |
| Mar. 20 | +vs. #7 Oklahoma | L | 81-85 |

! - 2K Sports Classic (New York, N.Y.)
 + - NCAA Tournament

2016-17

Head Coach: Will Wade
Record: 26-9 (14-4 A-10)
NCAA Tournament - Round of 64

| | | | |
|---------|-------------------------------|--------|-------|
| Nov. 11 | UNC ASHEVILLE | W | 80-65 |
| Nov. 15 | at Liberty | W | 64-59 |
| Nov. 18 | BINGHAMTON | W | 81-42 |
| Nov. 23 | %vs. #20 Baylor | L | 63-71 |
| Nov. 24 | %vs. St. John's | W | 75-69 |
| Nov. 25 | %vs. LSU | W | 85-74 |
| Nov. 29 | PRINCETON | W | 81-70 |
| Dec. 3 | ^vs. Illinois | L | 46-64 |
| Dec. 7 | GEORGIA TECH | L (ot) | 73-76 |
| Dec. 10 | at Old Dominion | W | 67-64 |
| Dec. 17 | MIDDLE TENNESSEE STATE | W | 80-77 |
| Dec. 22 | LOUISIANA MONROE | W | 78-65 |
| Dec. 27 | HOWARD | W | 85-51 |
| Dec. 30 | *at George Mason | W | 73-64 |
| Jan. 4 | *at Duquesne | W | 94-87 |
| Jan. 7 | *UMASS | W | 81-64 |
| Jan. 11 | *GEORGE WASHINGTON | W | 85-55 |
| Jan. 14 | *at Davidson | L | 63-69 |
| Jan. 18 | *at Fordham (:00) | L (ot) | 67-69 |
| Jan. 22 | *LA SALLE | W | 90-52 |
| Jan. 27 | *DAYTON | W | 73-68 |
| Feb. 1 | *RICHMOND | W | 81-74 |
| Feb. 4 | *at St. Bonaventure | W (ot) | 83-77 |
| Feb. 8 | *at George Washington (:00.4) | W | 54-53 |
| Feb. 11 | *DAVIDSON | W | 74-60 |
| Feb. 14 | *SAINT JOSEPH'S | W | 91-81 |

| | | | |
|---------|------------------|---|-------|
| Feb. 17 | *at Richmond | W | 84-73 |
| Feb. 22 | *SAINT LOUIS | W | 64-50 |
| Feb. 25 | *at Rhode Island | L | 59-69 |
| Mar. 1 | *at Dayton | L | 72-79 |
| Mar. 4 | *GEORGE MASON | W | 72-60 |

Atlantic 10 Tournament (Pittsburgh, Pa.)

| | | | |
|---------|------------------|--------|-------|
| Mar. 10 | vs. George Mason | W | 71-60 |
| Mar. 11 | vs. Richmond | W (ot) | 87-77 |
| Mar. 12 | vs. Rhode Island | L | 63-70 |

NCAA Tournament (Salt Lake City, Utah)

| | | | |
|---------|----------------------|---|-------|
| Mar. 16 | vs. #22 Saint Mary's | L | 77-85 |
|---------|----------------------|---|-------|

* - Atlantic 10 Conference game
 % - Battle 4 Atlantis (Paradise Island, Bahamas)
 ^ - Miami Hoophall Invitational (Miami, Fla.)

2017-18

Head Coach: Mike Rhoades
Record: 18-15 (9-9 A-10)

| | | | |
|---------|-----------------------|--------|--------|
| Nov. 10 | GRAMBLING STATE | W | 94-65 |
| Nov. 13 | !NORTH FLORIDA | W | 95-85 |
| Nov. 17 | VIRGINIA | L | 67-76 |
| Nov. 20 | %vs. Marquette | L | 83-94 |
| Nov. 21 | %vs. Cal | W | 83-69 |
| Nov. 22 | %vs. Michigan | L | 60-68 |
| Nov. 28 | APPALACHIAN STATE | W | 85-72 |
| Dec. 2 | OLD DOMINION | W | 82-75 |
| Dec. 5 | TEXAS | L | 67-71 |
| Dec. 9 | ^at #19 Seton Hall | L | 67-90 |
| Dec. 16 | BUCKNELL | W | 85-79 |
| Dec. 19 | WINTHROP | W | 69-55 |
| Dec. 22 | VMI | W | 75-65 |
| Dec. 30 | *FORDHAM | W | 76-63 |
| Jan. 3 | *at Saint Joseph's | L (ot) | 81-87 |
| Jan. 6 | *at La Salle | W | 80-74 |
| Jan. 9 | *DUQUESNE | W | 78-67 |
| Jan. 12 | *at Dayton | L | 79-106 |
| Jan. 17 | *RICHMOND | L | 52-67 |
| Jan. 20 | *GEORGE WASHINGTON | W | 87-63 |
| Jan. 23 | *at Saint Louis | W (ot) | 75-74 |
| Jan. 27 | *at George Mason | W | 84-76 |
| Feb. 2 | *#22 RHODE ISLAND | L | 68-81 |
| Feb. 7 | *at Richmond (:03.8) | L | 76-77 |
| Feb. 10 | *DAYTON | W (ot) | 88-84 |
| Feb. 14 | *DAVIDSON | L | 63-74 |
| Feb. 17 | *at George Washington | L | 56-80 |
| Feb. 21 | *at UMass | W | 82-78 |
| Feb. 24 | *ST. BONAVENTURE | L | 63-68 |
| Feb. 28 | *GEORGE MASON (:00.8) | L | 80-81 |
| Mar. 3 | *at Fordham | W | 83-58 |

Atlantic 10 Tournament (Washington, D.C.)

| | | | |
|--------|----------------------|---|-------|
| Mar. 8 | vs. Dayton | W | 77-72 |
| Mar. 9 | vs. #25 Rhode Island | L | 67-76 |

* - Atlantic 10 Conference game
 ! - Maui Invitational Mainland game
 % - Maui Jim Maui Invitational (Lahaina, Hawaii)
 ^ - Never Forget Tribute Classic

2018-19

Head Coach: Mike Rhoades
Record: 25-8 (16-2 A-10)
NCAA Tournament - Round of 64

| | | | |
|---------|------------------|--------|-------|
| Nov. 6 | GARDNER-WEBB | W | 69-57 |
| Nov. 9 | !HAMPTON | W | 69-57 |
| Nov. 12 | !BOWLING GREEN | W | 72-61 |
| Nov. 19 | %vs. Temple | W | 57-51 |
| Nov. 20 | %vs. St. John's | L (ot) | 86-87 |
| Nov. 24 | HOFSTRA | W (ot) | 69-67 |
| Nov. 28 | at Old Dominion | L | 52-62 |
| Dec. 1 | IONA | W | 88-59 |
| Dec. 5 | at Texas | W | 54-53 |
| Dec. 9 | at #4 Virginia | L | 49-57 |
| Dec. 15 | CHARLESTON | L | 79-83 |
| Dec. 22 | WICHITA STATE | W | 70-54 |
| Dec. 30 | RIDER | W | 90-79 |
| Jan. 5 | *at Fordham | W | 76-51 |
| Jan. 9 | *LA SALLE | W | 69-63 |
| Jan. 12 | *at Davidson | L | 57-64 |
| Jan. 16 | *DAYTON | W | 76-71 |
| Jan. 19 | *UMASS | W | 68-50 |
| Jan. 23 | *at Rhode Island | L | 65-71 |
| Jan. 26 | *at Duquesne | W | 80-74 |

| | | | |
|--|-----------------------|---|-------|
| Feb. 2 | *GEORGE MASON | W | 79-63 |
| Feb. 6 | *at George Washington | W | 60-50 |
| Feb. 9 | *at St. Bonaventure | W | 85-55 |
| Feb. 13 | *RICHMOND | W | 81-60 |
| Feb. 16 | *at Dayton (:06) | W | 69-68 |
| Feb. 19 | *RHODE ISLAND | W | 76-42 |
| Feb. 23 | *GEORGE WASHINGTON | W | 85-57 |
| Feb. 26 | *SAINT LOUIS | W | 71-65 |
| Mar. 2 | *at Richmond | W | 69-66 |
| Mar. 5 | *at George Mason | W | 71-36 |
| Mar. 8 | *SAINT JOSEPH'S | W | 75-63 |
| Atlantic 10 Tournament (Brooklyn, N.Y.) | | | |
| Mar. 15 | vs. Rhode Island | L | 70-75 |
| NCAA Tournament (Columbia, S.C.) | | | |
| Mar. 22 | vs. Central Florida | L | 58-73 |

* - Atlantic 10 Conference game
! - Legends Classic campus game
% - Legends Classic (Brooklyn, N.Y.)

2019-20

Head Coach: Mike Rhoades
Record: 18-13 (8-10 A-10)

| | | | |
|---------|----------------------------|--------|-------|
| Nov. 5 | ST. FRANCIS (PA) | W | 72-58 |
| Nov. 8 | NORTH TEXAS | W | 59-56 |
| Nov. 13 | #23 LSU | W | 84-82 |
| Nov. 17 | ^JACKSONVILLE STATE | W | 93-65 |
| Nov. 23 | FLORIDA GULF COAST | W | 78-48 |
| Nov. 25 | ^ALABAMA STATE | W | 78-62 |
| Nov. 29 | !vs. Purdue | L | 56-59 |
| Nov. 30 | !vs. #17 Tennessee (:00.0) | L | 69-72 |
| Dec. 7 | OLD DOMINION | W | 69-57 |
| Dec. 15 | MISSOURI STATE | W | 61-51 |
| Dec. 18 | at Charleston | W | 76-71 |
| Dec. 21 | at Wichita State | L | 63-73 |
| Dec. 29 | LOYOLA (MD) | W | 85-51 |
| Jan. 2 | *FORDHAM | W | 64-46 |
| Jan. 5 | *at George Mason | W | 72-59 |
| Jan. 11 | *RHODE ISLAND | L | 56-65 |
| Jan. 14 | *at #13 Dayton | L | 65-79 |
| Jan. 18 | *ST. BONAVENTURE | W | 91-63 |
| Jan. 21 | *at St. Joseph's | W | 73-60 |
| Jan. 25 | *at La Salle | W | 76-65 |
| Jan. 28 | *RICHMOND | W | 87-68 |
| Jan. 31 | *at Rhode Island | L | 75-87 |
| Feb. 7 | *DAVIDSON | W | 73-62 |
| Feb. 12 | *GEORGE MASON | L | 67-72 |
| Feb. 15 | *at Richmond | L | 59-77 |
| Feb. 18 | *#5 DAYTON | L | 61-66 |
| Feb. 21 | *at Saint Louis | L | 62-80 |
| Feb. 26 | *at UMass | L | 52-60 |
| Feb. 29 | *GEORGE WASHINGTON | W | 75-51 |
| March 3 | *DUQUESNE | L (ot) | 77-80 |
| March 6 | *at Davidson | L | 65-75 |

* - Atlantic 10 Conference game
! - Emerald Coast Classic (Niceville, Fla.)
^ - Emerald Coast Classic Campus Game

2020-21

Head Coach: Mike Rhoades
Record: 19-7 (10-4 A-10)

NCAA Tournament - Round of 64

| | | | |
|---------|--------------------------|---|-------|
| Nov. 25 | !vs. Utah State | W | 85-69 |
| Nov. 26 | !vs. #15 West Virginia | L | 66-78 |
| Nov. 27 | !vs. Memphis | W | 70-59 |
| Dec. 2 | at Penn State (:00.0) | L | 69-72 |
| Dec. 5 | MOUNT ST. MARY'S | W | 60-42 |
| Dec. 9 | NORTH CAROLINA A&T | W | 95-59 |
| Dec. 12 | OLD DOMINION | W | 77-54 |
| Dec. 15 | WESTERN CAROLINA | W | 93-68 |
| Dec. 22 | JAMES MADISON | W | 82-81 |
| Dec. 30 | *at Saint Joseph's | W | 80-64 |
| Jan. 6 | *at George Washington | W | 66-61 |
| Jan. 9 | *RHODE ISLAND | L | 68-83 |
| Jan. 13 | *at George Washington | W | 84-77 |
| Jan. 20 | *at St. Bonaventure | L | 54-70 |
| Jan. 23 | *DAYTON | W | 66-43 |
| Jan. 30 | *LA SALLE | W | 73-62 |
| Feb. 3 | *at Rhode Island (:03.9) | W | 63-62 |
| Feb. 9 | *at Dayton | W | 76-67 |
| Feb. 12 | *ST BONAVENTURE | W | 67-64 |
| Feb. 17 | *RICHMOND | W | 68-56 |

| | | | |
|--|----------------------|------------|-------|
| Feb. 20 | *GEORGE MASON | L (ot) | 76-79 |
| Feb. 23 | *SAINT LOUIS (:04.7) | W | 67-65 |
| Feb. 27 | *at Davidson | L | 57-65 |
| Atlantic 10 Tournament (Richmond, Va.) | | | |
| Mar. 5 | DAYTON | W | 73-68 |
| Mar. 6 | DAVIDSON | W | 64-52 |
| Atlantic 10 Championship (Dayton, Ohio) | | | |
| Mar. 14 | vs. St. Bonaventure | L | 65-74 |
| NCAA Tournament (Indianapolis, Ind.) | | | |
| Mar. 20 | vs. Oregon | No contest | |

* - Atlantic 10 Conference game
! - Bad Boy Mowers Crossover Classic (Sioux Falls, S.C.)

2021-22

Head Coach: Mike Rhoades
Record: 22-10 (14-4 A-10)

NIT - Second Round

| | | | |
|---------|---------------------|--------|-------|
| Nov. 9 | SAINT PETER'S | W | 57-54 |
| Nov. 13 | WAGNER | L | 44-58 |
| Nov. 17 | at Vanderbilt | W | 48-37 |
| Nov. 20 | CHATTANOOGA (:00.4) | L | 54-56 |
| Nov. 24 | !vs. Syracuse | W | 67-55 |
| Nov. 25 | !vs. #6 Baylor | L | 61-69 |
| Nov. 26 | !vs. #22 UConn | L (ot) | 63-70 |
| Dec. 4 | CAMPBELL | W | 65-61 |
| Dec. 8 | JACKSONVILLE STATE | W | 66-52 |
| Dec. 11 | at Old Dominion | W | 75-66 |
| Dec. 15 | FLORIDA ATLANTIC | W | 66-46 |
| Jan. 5 | *at Dayton (:06.6) | W | 53-52 |
| Jan. 8 | *at La Salle | W | 85-66 |
| Jan. 11 | *GEORGE WASHINGTON | W | 84-57 |
| Jan. 14 | *at St. Bonaventure | L | 53-73 |
| Jan. 18 | *DAVIDSON | L | 61-63 |
| Jan. 22 | *SAINT JOSEPH'S | W | 70-54 |
| Jan. 26 | *at #25 Davidson | W | 70-68 |
| Jan. 29 | *at Richmond | W | 64-62 |
| Feb. 2 | *DAYTON | L | 52-82 |
| Feb. 5 | *DUQUESNE | W | 71-62 |
| Feb. 8 | *RHODE ISLAND | W | 73-64 |
| Feb. 12 | *at George Mason | W | 85-70 |
| Feb. 15 | *at Fordham | W | 66-61 |
| Feb. 18 | *RICHMOND | W | 77-57 |
| Feb. 23 | *GEORGE MASON | W | 72-66 |
| Feb. 26 | *at UMass | W | 77-62 |
| Mar. 1 | *ST. BONAVENTURE | W | 74-51 |
| Mar. 5 | *at Saint Louis | L | 65-69 |

| | | | |
|--|----------------|---|-------|
| Atlantic 10 Tournament (Washington, D.C.) | | | |
| Mar. 11 | vs. Richmond | L | 64-75 |
| Postseason National Invitation Tournament | | | |
| Mar. 15 | PRINCETON | W | 90-79 |
| Mar. 19 | at Wake Forest | L | 74-80 |

* - Atlantic 10 Conference game
! - Bad Boy Mowers Battle 4 Atlantis (Nassau, Bahamas)
% - Atlantic 10 Conference Tournament (Washington, D.C.)

2022-23

Head Coach: Mike Rhoades
Record: 27-8 (15-3 A-10)

NCAA Tournament - Round of 64

| | | | |
|---------|--------------------|---|-------|
| Nov. 7 | MANHATTAN | W | 73-56 |
| Nov. 12 | MORGAN STATE | W | 69-54 |
| Nov. 16 | !vs. Arizona State | L | 59-63 |
| Nov. 17 | !vs. Pitt | W | 71-67 |
| Nov. 20 | at Memphis | L | 47-62 |
| Nov. 26 | KENNESAW STATE | W | 64-61 |
| Nov. 30 | VANDERBILT | W | 70-65 |
| Dec. 3 | at Temple | L | 73-83 |
| Dec. 7 | JACKSONVILLE | L | 62-73 |
| Dec. 11 | HOWARD | W | 70-60 |
| Dec. 14 | RADFORD | W | 70-62 |
| Dec. 17 | NORTHERN ILLINOIS | W | 90-63 |
| Dec. 21 | NAVY | W | 74-52 |
| Dec. 31 | *LA SALLE | W | 80-67 |
| Jan. 4 | *at Duquesne | L | 70-79 |
| Jan. 7 | *DAVIDSON | W | 89-72 |
| Jan. 10 | *at Loyola Chicago | W | 78-64 |
| Jan. 13 | *at Dayton | W | 63-62 |
| Jan. 17 | *UMASS | W | 83-55 |
| Jan. 20 | *at Richmond | W | 74-62 |
| Jan. 25 | *GEORGE MASON | W | 72-52 |

| | | | |
|---------|--------------------------|---|-------|
| Jan. 28 | *ST. BONAVENTURE | L | 58-61 |
| Jan. 31 | *at Davidson | W | 61-59 |
| Feb. 3 | *at Saint Louis | W | 73-65 |
| Feb. 7 | *DAYTON | L | 58-62 |
| Feb. 15 | *at Rhode Island (:00.0) | W | 55-54 |
| Feb. 18 | *FORDHAM | W | 80-61 |
| Feb. 21 | *at Saint Joseph's | W | 88-63 |
| Feb. 24 | *RICHMOND | W | 73-58 |
| Feb. 28 | *SAINT LOUIS | W | 79-67 |
| March 4 | *at George Washington | W | 74-68 |

| | | | |
|--|-------------------------------|---|-------|
| Atlantic 10 Tournament (Brooklyn, N.Y.) | | | |
| Mar. 9 | vs. Davidson | W | 71-53 |
| Mar. 10 | vs. Saint Louis | W | 90-78 |
| Mar. 11 | vs. Dayton | W | 68-56 |
| NCAA Tournament (Albany, N.Y.) | | | |
| Mar. 17 | vs. #19 Saint Mary's (Calif.) | L | 51-63 |

* - Atlantic 10 Conference game
! - Legends Classic (Brooklyn, N.Y.)

2023-24

Head Coach: Ryan Odom
Record: 24-14 (11-7 A-10)

NIT - Quarterfinals

| | | | |
|---------|----------------------------|--------|-------|
| Nov. 6 | MCNEESE STATE | L | 65-76 |
| Nov. 10 | SAMFORD | W | 75-65 |
| Nov. 15 | RADFORD | W | 73-50 |
| Nov. 18 | SEATTLE | W | 60-56 |
| Nov. 24 | !vs. Iowa State | L | 64-68 |
| Nov. 25 | !vs. Boise State | L | 61-65 |
| Nov. 26 | !vs. Penn State | W | 86-74 |
| Dec. 1 | NORFOLK STATE | L | 60-63 |
| Dec. 6 | MEMPHIS | L (ot) | 80-85 |
| Dec. 10 | ALCONR STATE | W | 86-58 |
| Dec. 16 | TEMPLE | W | 87-78 |
| Dec. 22 | MARYLAND-EASTERN SHORE | W | 75-51 |
| Dec. 30 | GARDNER-WEBB | W | 87-73 |
| Jan. 3 | *ST. BONAVENTURE | L | 78-89 |
| Jan. 6 | *GEORGE WASHINGTON (:01.5) | L | 82-84 |
| Jan. 9 | *at George Mason | W | 54-50 |
| Jan. 13 | *at La Salle | W | 71-65 |
| Jan. 19 | *SAINT LOUIS | W | 85-61 |
| Jan. 23 | *LOYOLA CHICAGO | W | 74-67 |
| Jan. 27 | *at Davidson | W | 63-58 |
| Jan. 30 | *at St. Bonaventure | L | 62-67 |
| Feb. 3 | *RICHMOND | W | 63-52 |
| Feb. 6 | *at Fordham | W | 75-60 |
| Feb. 9 | *#18 DAYTON | W | 49-47 |
| Feb. 16 | *at Saint Louis | W | 95-85 |
| Feb. 20 | *at UMass | L | 52-74 |
| Feb. 25 | *SAINT JOSEPH'S | W | 73-69 |
| Feb. 28 | *RHODE ISLAND | W | 88-67 |
| Mar. 2 | *at Richmond | L | 76-79 |
| Mar. 5 | *DUQUESNE | L | 59-69 |
| Mar. 8 | *at #25 Dayton | L (ot) | 86-91 |

| | | | |
|--|--------------------|---|-------|
| Atlantic 10 Tournament (Brooklyn, N.Y.) | | | |
| Mar. 13 | vs. Fordham | W | 69-62 |
| Mar. 14 | vs. UMass | W | 73-59 |
| Mar. 16 | vs. Saint Joseph's | W | 66-60 |
| Mar. 17 | vs. Duquesne | L | 51-57 |

| | | | |
|--|------------------|---|-------|
| Postseason National Invitation Tournament | | | |
| Mar. 20 | at Villanova | W | 70-61 |
| Mar. 24 | at South Florida | W | 70-65 |
| Mar. 27 | at Utah | L | 54-74 |

* - Atlantic 10 Conference game
! - ESPN Events Invitational (Orlando, Fla.)

:00 - Time remaining in games decided in the final 10 sec. when winning team scored final pts. to break a tie or win.

ALL-TIME SERIES BREAKDOWNS

| Team | W | L | First Met | Last Met | Team | W | L | First Met | Last Met |
|----------------------|----|----|-----------|----------|-----------------------|----|----|-----------|----------|
| Akron | 7 | 0 | 1969-70 | 2012-13 | Evansville | 1 | 1 | 1993-94 | 2000-01 |
| Alabama | 1 | 4 | 1984-85 | 2012-13 | Fairfield | 0 | 1 | 1981-82 | 1981-82 |
| UAB | 17 | 22 | 1979-80 | 2011-12 | Fairleigh Dickinson | 2 | 1 | 1971-72 | 2012-13 |
| Alabama State | 1 | 0 | 2019-20 | 2019-20 | Florida Atlantic | 4 | 0 | 2000-01 | 2021-22 |
| Albany | 2 | 0 | 2005-06 | 2006-07 | Florida Gulf Coast | 2 | 0 | 2012-13 | 2019-20 |
| Alcorn State | 2 | 0 | 1988-89 | 2023-24 | Florida International | 2 | 0 | 1994-95 | 1995-96 |
| American | 11 | 3 | 1995-96 | 2015-16 | Florida State | 1 | 2 | 2010-11 | 2015-16 |
| Arkansas | 0 | 1 | 2007-08 | 2007-08 | Fordham | 14 | 1 | 2012-13 | 2023-24 |
| Appalachian State | 1 | 2 | 2005-06 | 2017-18 | Gardner-Webb | 4 | 0 | 2000-01 | 2023-24 |
| Arizona State | 0 | 1 | 2022-23 | 2022-23 | George Mason | 47 | 22 | 1981-82 | 2023-24 |
| Arkansas State | 2 | 2 | 1970-71 | 1989-90 | George Washington | 18 | 4 | 1978-79 | 2023-24 |
| Atlantic Christian | 3 | 0 | 1969-70 | 1977-78 | Georgetown | 2 | 1 | 1977-78 | 2013-14 |
| Auburn | 1 | 4 | 1974-75 | 1988-89 | Georgia | 0 | 1 | 1982-83 | 1982-83 |
| Augusta | 1 | 1 | 1968-69 | 1990-91 | Georgia Southern | 1 | 2 | 1968-69 | 1976-77 |
| Austin Peay | 0 | 2 | 1973-74 | 1973-74 | Georgia State | 20 | 6 | 1975-76 | 2011-12 |
| Baltimore | 4 | 0 | 1971-72 | 1978-79 | Georgia Tech | 0 | 4 | 2003-04 | 2016-17 |
| Baptist (S.C.) | 2 | 0 | 1974-75 | 1975-76 | Glassboro State | 4 | 0 | 1971-72 | 1971-72 |
| Baylor | 2 | 3 | 1974-75 | 2021-22 | Grambling State | 1 | 0 | 2017-18 | 2017-18 |
| Bentley | 1 | 0 | 1975-76 | 1975-76 | Hampden-Sydney | 3 | 1 | 1968-69 | 1969-70 |
| Belmont | 3 | 0 | 2012-13 | 2014-15 | Hampton | 8 | 1 | 2002-03 | 2018-19 |
| Bethune-Cookman | 1 | 0 | 2009-10 | 2009-10 | Hardin-Simmons | 2 | 0 | 1974-75 | 1974-75 |
| Binghamton | 1 | 0 | 2016-17 | 2016-17 | Haverford | 1 | 0 | 1970-71 | 1970-71 |
| Bluefield State | 1 | 0 | 1970-71 | 1970-71 | Hawaii-Hilo | 1 | 0 | 1994-95 | 1994-95 |
| Boise State | 1 | 1 | 1973-74 | 2023-24 | High Point | 1 | 1 | 1968-69 | 1969-70 |
| Boston College | 1 | 0 | 2013-14 | 2013-14 | Hofstra | 16 | 5 | 2001-02 | 2018-19 |
| Boston University | 2 | 1 | 1976-77 | 2009-10 | Houston | 3 | 0 | 2005-06 | 2007-08 |
| Bowling Green | 1 | 0 | 2018-19 | 2018-19 | Howard | 2 | 0 | 2016-17 | 2022-23 |
| Bradley | 2 | 3 | 1970-71 | 2007-08 | Illinois | 0 | 1 | 2016-17 | 2016-17 |
| Bridgewater | 2 | 0 | 1968-69 | 1968-69 | Illinois State | 5 | 1 | 1990-91 | 2014-15 |
| Brigham Young | 0 | 1 | 1983-84 | 1983-84 | Indiana | 0 | 2 | 1988-89 | 2011-12 |
| Brockport State | 2 | 0 | 1975-76 | 1975-76 | Iona | 5 | 2 | 1971-72 | 2018-19 |
| Brooklyn | 1 | 0 | 1972-73 | 1972-73 | Iowa | 0 | 2 | 1974-75 | 1979-80 |
| Bucknell | 1 | 0 | 2017-18 | 2017-18 | Iowa State | 1 | 2 | 1993-94 | 2023-24 |
| Buffalo | 5 | 0 | 1974-75 | 2015-16 | Jackson State | 1 | 0 | 1996-97 | 1996-97 |
| Buffalo State | 1 | 0 | 1973-74 | 1973-74 | Jacksonville | 19 | 9 | 1979-80 | 2022-23 |
| Butler | 1 | 2 | 1970-71 | 2012-13 | Jacksonville State | 2 | 0 | 2019-20 | 2021-22 |
| California | 1 | 1 | 1997-98 | 2017-18 | James Madison | 45 | 21 | 1971-72 | 2020-21 |
| California (Pa.) | 2 | 0 | 2014-15 | 2015-16 | Johns Hopkins | 2 | 0 | 1981-82 | 1983-84 |
| Campbell | 3 | 0 | 1970-71 | 2021-22 | Kansas | 1 | 0 | 2010-11 | 2010-11 |
| Canisius | 2 | 1 | 1972-73 | 1974-75 | Kansas State | 0 | 1 | 1997-98 | 1997-98 |
| Catholic | 1 | 0 | 1978-79 | 1978-79 | Kennesaw State | 1 | 0 | 2022-23 | 2022-23 |
| Centenary | 2 | 4 | 1972-73 | 1975-76 | Kent State | 0 | 1 | 2000-01 | 2000-01 |
| Central Florida | 0 | 1 | 2018-19 | 2018-19 | Lafayette | 1 | 0 | 1980-81 | 1980-81 |
| Chaminade | 1 | 0 | 1990-91 | 1990-91 | La Salle | 13 | 2 | 1982-83 | 2023-24 |
| Charleston | 5 | 2 | 1969-70 | 2019-20 | Lehigh | 1 | 0 | 2012-13 | 2012-13 |
| Charlotte | 27 | 15 | 1976-77 | 2012-13 | Liberty | 7 | 1 | 1976-77 | 2016-17 |
| Chattanooga | 2 | 2 | 1984-85 | 2021-22 | Long Beach State | 2 | 0 | 1992-93 | 2013-14 |
| Cincinnati | 3 | 2 | 1973-74 | 2015-16 | Long Island | 1 | 1 | 1969-70 | 1980-81 |
| The Citadel | 1 | 0 | 2008-09 | 2008-09 | Longwood | 4 | 0 | 2005-06 | 2012-13 |
| City College of NY | 1 | 0 | 1975-76 | 1975-76 | Louisiana Monroe | 1 | 0 | 2016-17 | 2016-17 |
| Cleveland State | 1 | 2 | 1986-87 | 2014-15 | Louisville | 5 | 10 | 1976-77 | 1999-00 |
| Colorado | 1 | 1 | 1998-99 | 1999-00 | Loyola Chicago | 2 | 1 | 2022-23 | 2023-24 |
| Connecticut | 0 | 2 | 1987-88 | 2021-22 | Loyola (Md.) | 1 | 0 | 2019-20 | 2019-20 |
| Cornell | 2 | 0 | 1973-74 | 1997-98 | Loyola (La.) | 1 | 2 | 1969-70 | 1971-72 |
| Davidson | 13 | 8 | 2004-05 | 2023-24 | LSU | 2 | 0 | 2016-17 | 2019-20 |
| Dayton | 18 | 10 | 1983-84 | 2023-24 | Maine | 1 | 1 | 1974-75 | 1975-76 |
| Delaware | 16 | 3 | 2000-01 | 2011-12 | Manhattan | 1 | 0 | 2022-23 | 2022-23 |
| Delaware State | 4 | 0 | 1974-75 | 2000-01 | Marist | 1 | 0 | 1992-93 | 1992-93 |
| Denison | 1 | 0 | 1968-69 | 1968-69 | Marquette | 2 | 1 | 1985-86 | 2017-18 |
| DePaul | 0 | 1 | 1970-71 | 1970-71 | Marshall | 2 | 0 | 1984-85 | 1987-88 |
| Detroit | 1 | 2 | 1973-74 | 1977-78 | Maryland | 1 | 0 | 2007-08 | 2007-08 |
| Drexel | 13 | 8 | 2001-02 | 2011-12 | Massachusetts | 10 | 4 | 2012-13 | 2023-24 |
| Duke | 1 | 2 | 2006-07 | 2015-16 | McNeese State | 0 | 1 | 2023-24 | 2023-24 |
| Duquesne | 8 | 4 | 2012-13 | 2023-24 | Md.-Eastern Shore | 7 | 1 | 1968-69 | 2023-24 |
| East Carolina | 16 | 7 | 1978-79 | 2009-10 | Memphis | 3 | 6 | 1975-76 | 2023-24 |
| East Tennessee State | 11 | 0 | 1971-72 | 2014-15 | Mercer | 4 | 1 | 1973-74 | 1989-90 |
| Eastern Kentucky | 2 | 3 | 1969-70 | 2013-14 | Methodist | 3 | 0 | 1976-77 | 1978-79 |
| Elmira | 1 | 0 | 1974-75 | 1974-75 | Miami (Fla.) | 1 | 3 | 1987-88 | 2007-08 |
| Elon | 3 | 0 | 2005-06 | 2007-08 | Miami (Ohio) | 0 | 2 | 1996-97 | 1997-98 |

ALL-TIME SERIES BREAKDOWNS

| Team | W | L | First Met | Last Met | Team | W | L | First Met | Last Met |
|-----------------------|----|----|-----------|----------|----------------------|----|----|-----------|----------|
| Michigan | 0 | 2 | 2012-13 | 2017-18 | St. Mary's (Md.) | 2 | 0 | 1973-74 | 1974-75 |
| Michigan State | 1 | 0 | 1975-76 | 1975-76 | St. Peter's | 2 | 0 | 1974-75 | 2021-22 |
| Middle Tennessee | 3 | 3 | 1973-74 | 2016-17 | Samford | 3 | 0 | 1977-78 | 2023-24 |
| Minnesota | 1 | 0 | 1970-71 | 1970-71 | Seattle | 1 | 0 | 2023-24 | 2023-24 |
| Mississippi | 0 | 4 | 1999-00 | 2004-05 | Seton Hall | 0 | 2 | 2011-12 | 2017-18 |
| Mississippi State | 0 | 1 | 1995-96 | 1995-96 | Siena | 2 | 0 | 1992-93 | 1993-94 |
| Missouri | 0 | 2 | 1971-72 | 2012-13 | South Alabama | 18 | 11 | 1976-77 | 1990-91 |
| Missouri State | 1 | 0 | 2019-20 | 2019-20 | South Carolina State | 1 | 0 | 1976-77 | 1976-77 |
| Morehead State | 1 | 1 | 1972-73 | 1973-74 | South Dakota State | 1 | 0 | 2008-09 | 2008-09 |
| Morgan State | 2 | 0 | 1986-87 | 2022-23 | South Florida | 27 | 12 | 1979-80 | 2023-24 |
| Mount St. Mary's | 4 | 0 | 1970-71 | 2020-21 | Southeastern | 11 | 0 | 1968-69 | 1978-79 |
| Murray State | 2 | 0 | 1991-92 | 1993-94 | Southern California | 1 | 0 | 2010-11 | 2010-11 |
| Navy | 3 | 0 | 1978-79 | 2022-23 | Southern Illinois | 1 | 3 | 1975-76 | 1998-99 |
| Nevada | 1 | 1 | 2008-09 | 2009-10 | Southern Methodist | 0 | 1 | 2000-01 | 2000-01 |
| New Hampshire | 4 | 0 | 1990-91 | 2010-11 | Southern Mississippi | 7 | 6 | 1981-82 | 1998-99 |
| New Mexico | 1 | 0 | 2008-09 | 2008-09 | Southern Utah | 1 | 0 | 1997-98 | 1997-98 |
| New Orleans | 3 | 2 | 1979-80 | 1996-97 | SW Louisiana | 1 | 1 | 1996-97 | 1997-98 |
| New York Tech | 0 | 1 | 1968-69 | 1968-69 | Stephen F. Austin | 0 | 1 | 2013-14 | 2013-14 |
| N. News Apprentice | 1 | 0 | 1968-69 | 1968-69 | Stetson | 1 | 0 | 2012-13 | 2012-13 |
| Norfolk State | 4 | 2 | 1971-72 | 2023-24 | Stony Brook | 1 | 0 | 2013-14 | 2013-14 |
| North Carolina A&T | 9 | 0 | 1972-73 | 2020-21 | Syracuse | 1 | 3 | 1983-84 | 2021-22 |
| UNC Asheville | 2 | 0 | 1973-74 | 2016-17 | Temple | 2 | 2 | 2012-13 | 2023-24 |
| UNC Central | 1 | 0 | 1978-79 | 1978-79 | Tennessee | 1 | 5 | 1980-81 | 2019-20 |
| UNC Greensboro | 2 | 0 | 2010-11 | 2011-12 | Tennessee-Martin | 2 | 0 | 1994-95 | 1997-98 |
| UNC Wilmington | 25 | 17 | 1970-71 | 2011-12 | Tennessee State | 1 | 0 | 1994-95 | 1994-95 |
| North Florida | 2 | 0 | 2015-16 | 2017-18 | Tennessee Tech | 0 | 1 | 1970-71 | 1970-71 |
| North Texas | 1 | 1 | 1975-76 | 2019-20 | Texas | 2 | 2 | 1991-92 | 2018-19 |
| Northeastern | 9 | 6 | 1975-76 | 2013-14 | Texas A&M | 2 | 3 | 1973-74 | 2000-01 |
| Northeastern Illinois | 1 | 0 | 1973-74 | 1973-74 | Texas Christian | 2 | 1 | 1996-97 | 2002-03 |
| NE Louisiana | 1 | 0 | 1974-75 | 1974-75 | Texas-El Paso | 0 | 1 | 1993-94 | 1993-94 |
| Northern Illinois | 2 | 1 | 1972-73 | 2022-23 | Toledo | 1 | 1 | 2006-07 | 2014-15 |
| Northern Iowa | 2 | 1 | 2011-12 | 2014-15 | Towson | 18 | 1 | 2001-02 | 2011-12 |
| Northwestern | 0 | 1 | 2001-02 | 2001-02 | Tulane | 3 | 11 | 1991-92 | 2010-11 |
| Ohio | 0 | 1 | 1969-70 | 1969-70 | Tulsa | 1 | 4 | 1976-77 | 1993-94 |
| Ohio State | 0 | 1 | 2014-15 | 2014-15 | UCLA | 1 | 1 | 2008-09 | 2010-11 |
| Oklahoma | 2 | 3 | 1990-91 | 2015-16 | Utah | 0 | 1 | 2023-24 | 2023-24 |
| Oklahoma City | 1 | 0 | 1975-76 | 1975-76 | Utah State | 1 | 0 | 2020-21 | 2020-21 |
| Oklahoma State | 0 | 1 | 1987-88 | 1987-88 | Valparaiso | 1 | 0 | 1971-72 | 1971-72 |
| Old Dominion | 53 | 44 | 1968-69 | 2021-22 | Vanderbilt | 2 | 2 | 1986-87 | 2022-23 |
| Oral Roberts | 0 | 2 | 1975-76 | 1976-77 | Villanova | 1 | 1 | 2014-15 | 2023-24 |
| Oregon | 1 | 0 | 2014-15 | 2014-15 | Virginia | 2 | 13 | 1976-77 | 2018-19 |
| Oregon State | 1 | 0 | 2015-16 | 2015-16 | VMI | 3 | 0 | 1999-00 | 2017-18 |
| Pacific | 0 | 1 | 1972-73 | 1972-73 | Virginia State | 4 | 0 | 1969-70 | 1978-79 |
| Pembroke State | 2 | 0 | 1968-69 | 1968-69 | Virginia Tech | 11 | 10 | 1978-79 | 2013-14 |
| Penn State | 1 | 1 | 2020-21 | 2023-24 | Virginia Union | 9 | 2 | 1968-69 | 2009-10 |
| Pikeville | 1 | 0 | 1969-70 | 1969-70 | Wagner | 0 | 3 | 2001-02 | 2021-22 |
| Pittsburgh | 4 | 2 | 1995-96 | 2022-23 | Wake Forest | 1 | 3 | 2003-04 | 2021-22 |
| Prairie View A&M | 2 | 0 | 2001-02 | 2015-16 | Washington & Lee | 1 | 3 | 1068-69 | 1969-70 |
| Princeton | 2 | 0 | 2016-17 | 2021-22 | West Chester | 1 | 0 | 1972-73 | 1972-73 |
| Providence | 0 | 1 | 1969-70 | 1969-70 | West Florida | 1 | 0 | 1973-74 | 1973-74 |
| Puerto Rico-Cayey | 1 | 0 | 1987-88 | 1987-88 | West Liberty | 1 | 0 | 1968-69 | 1968-69 |
| Purdue | 1 | 1 | 2010-11 | 2019-20 | West Virginia | 1 | 2 | 1982-83 | 2020-21 |
| Queens (N.C.) | 0 | 1 | 2016-17 | 2016-17 | West Virginia State | 1 | 0 | 1968-69 | 1968-69 |
| Radford | 8 | 3 | 1989-90 | 2023-24 | Western Carolina | 5 | 0 | 1976-77 | 2020-21 |
| Randolph-Macon | 1 | 0 | 1977-78 | 1977-78 | Western Michigan | 1 | 1 | 2008-09 | 2009-10 |
| Rhode Island | 11 | 11 | 1994-95 | 2023-24 | Western Illinois | 2 | 0 | 1974-75 | 1975-76 |
| Richmond | 60 | 33 | 1975-76 | 2023-24 | Western Kentucky | 18 | 15 | 1969-70 | 2012-13 |
| Rider | 1 | 0 | 2018-19 | 2018-19 | Wichita State | 3 | 3 | 1996-97 | 2019-20 |
| Roanoke | 0 | 1 | 1968-69 | 1968-69 | William & Mary | 39 | 12 | 1977-78 | 2011-12 |
| Robert Morris | 2 | 0 | 1976-77 | 1982-83 | Wilmington | 7 | 0 | 1971-72 | 1975-76 |
| Rutgers | 3 | 0 | 1986-87 | 2001-02 | Winthrop | 4 | 0 | 2010-11 | 2017-18 |
| Saint Louis | 16 | 5 | 2009-10 | 2023-24 | Wisconsin | 0 | 1 | 2015-16 | 2015-16 |
| St. Bonaventure | 8 | 10 | 1977-78 | 2023-24 | Wofford | 3 | 0 | 1989-90 | 2013-14 |
| St. Francis (N.Y.) | 0 | 1 | 1978-79 | 1978-79 | Wright State | 2 | 0 | 1976-77 | 1977-78 |
| St. Francis (Pa.) | 3 | 2 | 1970-71 | 2019-20 | Wyoming | 1 | 0 | 1983-84 | 1983-84 |
| St. John's | 1 | 1 | 2016-17 | 2018-19 | Xavier | 3 | 1 | 1993-94 | 2012-13 |
| St. Joseph's (Pa.) | 13 | 5 | 1981-82 | 2023-24 | York | 2 | 0 | 1969-70 | 1970-71 |
| St. Mary's (Calif.) | 0 | 2 | 2016-17 | 2022-23 | | | | | |

Akron (7-0)

| Date | Site | W/L | VC-UA | Series |
|----------|------|-----|--------|--------|
| 12/22/69 | A | W | 87-85 | 1-0 |
| 12/19/70 | HF | W | 74-70 | 2-0 |
| 2/23/08 | A | W | 57-52 | 3-0 |
| 12/17/08 | HS | W | 73-69 | 4-0 |
| 2/20/10 | HS | W | 70-53 | 5-0 |
| 12/29/11 | A | W | 76-75* | 6-0 |
| 3/21/13 | N | W | 88-42 | 7-0 |

Home: 3-0 (Siegel Center: 2-0) Away: 3-0
Neutral: 1-0

Alabama (1-4)

| Date | Site | W/L | VC-UA | Series |
|----------|------|-----|-------|--------|
| 3/17/85 | N8 | L | 59-63 | 0-1 |
| 12/03/94 | HR | L | 57-75 | 0-2 |
| 12/21/96 | N50 | L | 69-72 | 0-3 |
| 11/27/11 | A | L | 64-72 | 0-4 |
| 12/15/13 | HS | W | 73-54 | 1-4 |

Home: 1-1 (Siegel Center: 1-0) Away: 0-1
Neutral: 0-2

Alabama State (1-0)

| Date | Site | W/L | VC-AS | Series |
|----------|------|-----|-------|--------|
| 11/25/19 | HS | W | 78-62 | 1-0 |

UAB (17-22)

| Date | Site | W/L | VC-AB | Series |
|----------|------|-----|--------|--------|
| 1/7/80 | A | L | 71-78 | 0-1 |
| 2/10/80 | HR | W | 90-75 | 1-1 |
| 2/25/80 | NS3 | W | 105-88 | 2-1 |
| 1/10/81 | A | L | 65-67 | 2-2 |
| 2/15/81 | HR | W | 79-69 | 3-2 |
| 3/1/81 | NS5 | W | 62-61* | 4-2 |
| 1/2/82 | A | W | 55-54 | 5-2 |
| 2/20/82 | N41 | L | 55-56 | 5-3 |
| 2/28/82 | AS1 | L | 83-94 | 5-4 |
| 1/4/83 | A | W | 67-65 | 6-4 |
| 2/17/83 | HR | W | 80-68 | 7-4 |
| 3/5/83 | AS1 | L | 59-61 | 7-5 |
| 1/19/84 | A | W | 63-61 | 8-5 |
| 2/6/84 | HR | W | 49-43 | 9-5 |
| 3/3/84 | AS1 | L | 52-54 | 9-6 |
| 1/26/85 | A | L | 62-66 | 9-7 |
| 2/13/85 | HR | W | 67-53 | 10-7 |
| 1/9/86 | A | L | 70-72 | 10-8 |
| 2/6/86 | HR | W | 63-57 | 11-8 |
| 1/20/87 | HR | L | 70-79 | 11-9 |
| 2/5/87 | A | L | 71-79 | 11-10 |
| 2/4/88 | HR | L | 64-78 | 11-11 |
| 2/13/88 | A | W | 89-88 | 12-11 |
| 1/26/89 | HR | W | 79-75 | 13-11 |
| 2/23/89 | A | L | 62-78 | 13-12 |
| 1/18/90 | HR | L | 59-80 | 13-13 |
| 2/8/90 | A | L | 51-74 | 13-14 |
| 3/3/90 | AS1 | L | 68-83 | 13-15 |
| 1/7/91 | HR | W | 66-64 | 14-15 |
| 1/23/91 | A | L | 68-89 | 14-16 |
| 12/30/00 | A | L | 61-70 | 14-17 |
| 12/15/01 | HS | W | 82-76 | 15-17 |
| 12/18/03 | HS | L | 58-68 | 15-18 |
| 11/27/04 | A | L | 55-79 | 15-19 |
| 1/2/06 | A | L | 62-68 | 15-20 |
| 12/16/06 | HS | W | 53-44 | 16-20 |
| 3/19/08 | HS | L | 77-80 | 16-21 |
| 12/21/10 | A | L | 65-68 | 16-22 |
| 12/20/11 | HS | W | 68-49 | 17-22 |

Home: 11-5 (Siegel Center: 3-2)
Away: 4-16 Neutral: 2-1

Albany (2-0)

| Date | Site | W/L | VC-UA | Series |
|---------|------|-----|-------|--------|
| 2/16/06 | HS | W | 70-67 | 1-0 |
| 12/6/06 | A | W | 75-57 | 2-0 |

Home: 1-0 (Siegel Center: 1-0) Away: 1-0

Alcorn State (2-0)

| Date | Site | W/L | VC-AS | Series |
|----------|------|-----|--------|--------|
| 12/10/88 | N30 | W | 100-73 | 1-0 |
| 12/10/23 | HS | W | 86-58 | 2-0 |

Home: 1-0 Away: 0-0 Neutral: 1-0

American (11-3)

| Date | Site | W/L | VC-AU | Series |
|----------|------|-----|----------|--------|
| 1/24/96 | HR | W | 73-68 | 1-0 |
| 2/13/96 | A | W | 65-57 | 2-0 |
| 1/22/97 | A | L | 73-80* | 2-1 |
| 2/8/97 | HR | W | 72-61 | 3-1 |
| 1/26/98 | A | L | 70-78* | 3-2 |
| 2/4/98 | HR | W | 69-64 | 4-2 |
| 1/2/99 | HR | W | 79-65 | 5-2 |
| 2/3/99 | A | W | 59-52 | 6-2 |
| 2/23/00 | HS | W | 66-64 | 7-2 |
| 2/29/00 | A | L | 88-97*** | 7-3 |
| 1/3/01 | A | W | 62-58 | 8-3 |
| 2/3/01 | HS | W | 71-61 | 9-3 |
| 11/15/04 | HS | W | 82-76* | 10-3 |
| 11/25/15 | HS | W | 72-44 | 11-3 |

Home: 8-0 (Siegel Center: 4-0) Away: 3-3

Appalachian State (1-2)

| Date | Site | W/L | VC-AS | Series |
|----------|------|-----|-------|--------|
| 11/21/05 | A | L | 47-51 | 0-1 |
| 12/30/06 | HS | L | 70-73 | 0-2 |
| 11/28/17 | HS | W | 85-72 | 1-2 |

Home: 1-1 (Siegel Center: 1-1) Away: 0-1

Arizona State (0-1)

| Date | Site | W/L | VC-AS | Series |
|----------|------|-----|-------|--------|
| 11/16/22 | N | L | 59-63 | 0-1 |

Neutral: 0-1

Arkansas (0-1)

| Date | Site | W/L | VC-UA | Series |
|----------|------|-----|-------|--------|
| 11/18/07 | N40 | L | 60-70 | 0-1 |

Neutral: 0-1

Arkansas State (2-2)

| Date | Site | W/L | VC-AS | Series |
|----------|------|-----|-------|--------|
| 1/28/71 | A | L | 86-94 | 0-1 |
| 11/29/86 | N28 | W | 65-67 | 1-1 |
| 11/28/87 | N35 | W | 77-68 | 2-1 |
| 12/2/89 | N23 | L | 66-82 | 2-2 |

Away: 0-1 Neutral: 2-1

Atlantic Christian (3-0)

| Date | Site | W/L | VC-AC | Series |
|----------|------|-----|--------|--------|
| 12/19/69 | HF | W | 123-99 | 1-0 |
| 2/9/70 | A | W | 111-87 | 2-0 |
| 1/25/78 | HF | W | 97-64 | 3-0 |

Home: 2-0 Away: 1-0

Auburn (1-4)

| Date | Site | W/L | VC-AU | Series |
|----------|------|-----|--------|--------|
| 3/3/75 | A | L | 72-117 | 0-1 |
| 12/16/76 | HR | L | 59-109 | 0-2 |
| 12/21/84 | N28 | W | 78-59 | 1-2 |
| 12/5/87 | A | L | 80-93 | 1-3 |
| 12/20/88 | HR | L | 79-85 | 1-4 |

Home: 0-2 Away: 0-2 Neutral: 1-0

Augusta (1-1)

| Date | Site | W/L | VC-AC | Series |
|----------|------|-----|-------|--------|
| 11/27/68 | A | L | 71-89 | 0-1 |
| 12/1/90 | HR | W | 83-63 | 1-1 |

Home: 1-0 Away: 0-1

Austin Peay (0-2)

| Date | Site | W/L | VC-AP | Series |
|----------|------|-----|----------|--------|
| 12/21/73 | HR | L | 101-102* | 0-1 |
| 1/7/74 | A | L | 65-81 | 0-2 |

Home: 0-1 Away: 0-1

Baltimore (4-0)

| Date | Site | W/L | VC-BU | Series |
|----------|------|-----|-------|--------|
| 12/16/71 | HF | W | 86-76 | 1-0 |
| 2/10/73 | A | W | 67-61 | 2-0 |
| 11/29/75 | HF | W | 84-78 | 3-0 |
| 1/31/79 | HF | W | 85-48 | 4-0 |

Home: 3-0 Away: 1-0

Baptist (S.C.) (2-0)

| Date | Site | W/L | VC-BC | Series |
|--------|------|-----|--------|--------|
| 1/8/75 | HF | W | 116-79 | 1-0 |
| 2/3/76 | HF | W | 120-61 | 2-0 |

Home: 2-0

Baylor (2-3)

| Date | Site | W/L | VC-BU | Series |
|----------|------|-----|-------|--------|
| 12/7/74 | A | L | 81-83 | 0-1 |
| 12/13/75 | HR | W | 68-64 | 1-1 |
| 11/27/98 | N27 | W | 81-61 | 2-1 |
| 11/23/16 | N | L | 63-71 | 2-2 |
| 11/25/21 | N | L | 61-69 | 2-3 |

Home: 1-0 Away: 0-1 Neutral: 1-2

Belmont (3-0)

| Date | Site | W/L | VC-BU | Series |
|----------|------|-----|-------|--------|
| 12/1/12 | HS | W | 75-65 | 1-0 |
| 12/1/13 | A | W | 81-68 | 2-0 |
| 12/16/14 | H | W | 78-51 | 3-0 |

Home: 2-0 Away: 1-0

Bentley (1-0)

| Date | Site | W/L | VC-BC | Series |
|--------|------|-----|-------|--------|
| 3/4/76 | HF | W | 94-54 | 1-0 |

Home: 1-0

Bethune-Cookman (1-0)

| Date | Site | W/L | VC-BC | Series |
|----------|------|-----|-------|--------|
| 11/13/09 | H | W | 77-51 | 1-0 |

Home: 1-0

Binghamton (1-0)

| Date | Site | W/L | VC-BU | Series |
|----------|------|-----|-------|--------|
| 11/18/16 | H | W | 81-42 | 1-0 |

Home: 1-0

Bluefield State (1-0)

| Date | Site | W/L | VC-BS | Series |
|---------|------|-----|--------|--------|
| 12/5/70 | HF | W | 105-86 | 1-0 |

Home: 1-0

Boise State (1-1)

| Date | Site | W/L | VC-BS | Series |
|----------|------|-----|-------|--------|
| 12/28/73 | A | W | 87-85 | 1-0 |
| 11/24/23 | N | L | 61-65 | 1-1 |

Away: 1-0 Neutral: 0-1

Boston University (2-1)

| Date | Site | W/L | VC-BU | Series |
|---------|------|-----|-------|--------|
| 1/18/77 | A | L | 72-77 | 0-1 |
| 1/2/78 | HF | W | 82-67 | 1-1 |
| 3/24/10 | HS | W | 88-75 | 2-1 |

Home: 1-0 Away: 0-1

Boston College (1-0)

| Date | Site | W/L | VC-BC | Series |
|----------|------|-----|-------|--------|
| 12/28/14 | N | W | 69-50 | 1-0 |

Neutral: 1-0

Bowling Green (1-0)

| Date | Site | W/L | VC-BG | Series |
|----------|------|-----|-------|--------|
| 11/12/18 | HS | W | 72-61 | 1-0 |

Home: 1-0

Bradley (2-3)

ALL-TIME SERIES BREAKDOWNS

| Date | Site | W/L | VC-BU | Series |
|----------|------|-----|--------|--------|
| 12/1/70 | A | L | 70-102 | 0-1 |
| 2/8/89 | A | L | 70-75 | 0-2 |
| 12/14/89 | HR | W | 89-66 | 1-2 |
| 2/17/07 | HS | L | 64-73 | 1-3 |
| 12/22/07 | A | W | 79-64 | 2-3 |

Home: 1-1 (Siegel Center: 0-1) Away: 1-2

Bridgewater (2-0)

| Date | Site | W/L | VC-BC | Series |
|----------|------|-----|--------|--------|
| 12/18/68 | A | W | 101-84 | 1-0 |
| 2/18/69 | HF | W | 95-86 | 2-0 |

Home: 1-0 Away: 1-0

Brigham Young (0-1)

| Date | Site | W/L | VC-BY | Series |
|----------|------|-----|-------|--------|
| 12/16/83 | N31 | L | 77-81 | 0-1 |

Neutral: 0-1

Brockport State (2-0)

| Date | Site | W/L | VC-BS | Series |
|---------|------|-----|---------|--------|
| 1/19/76 | HR | W | 102-71 | 1-0 |
| 2/17/76 | A | W | 104-99* | 2-0 |

Home: 1-0 Away: 1-0

Brooklyn (1-0)

| Date | Site | W/L | VC-BC | Series |
|---------|------|-----|--------|--------|
| 2/24/73 | HF | W | 115-70 | 1-0 |

Home: 1-0

Bucknell (1-0)

| Date | Site | W/L | VC-BU | Series |
|----------|------|-----|-------|--------|
| 12/16/17 | HS | W | 85-79 | 1-0 |

Home: 1-0

Buffalo (5-0)

| Date | Site | W/L | VC-BU | Series |
|----------|------|-----|--------|--------|
| 12/21/74 | HR | W | 105-73 | 1-0 |
| 2/18/76 | A | W | 97-78 | 2-0 |
| 2/27/93 | A | W | 90-61 | 3-0 |
| 12/7/93 | HR | W | 86-58 | 4-0 |
| 12/22/15 | H | W | 90-69 | 5-0 |

Home: 3-0 Away: 2-0

Buffalo State (1-0)

| Date | Site | W/L | VC-BS | Series |
|---------|------|-----|--------|--------|
| 1/29/74 | HF | W | 119-69 | 1-0 |

Home: 1-0

Butler (1-2)

| Date | Site | W/L | VC-BU | Series |
|---------|------|-----|-------|--------|
| 12/2/70 | A | L | 97-99 | 0-1 |
| 4/2/11 | N17 | L | 62-70 | 0-2 |
| 3/2/13 | HS | W | 84-52 | 1-2 |

Home 1-0 (Siegel Center 1-0) Away: 0-1

Neutral: 0-1

California (0-1)

| Date | Site | W/L | VC-UC | Series |
|----------|------|-----|-------|--------|
| 12/29/97 | A | L | 57-66 | 0-1 |

Away: 0-1

California (Pa.) (2-0)

| Date | Site | W/L | VC-UC | Series |
|----------|------|-----|-------|--------|
| 11/9/14# | H | W | 92-43 | 1-0 |
| 11/6/15# | H | W | 96-60 | 2-0 |

Home: 2-0

Exhibition Game

Campbell (3-0)

| Date | Site | W/L | VC-CU | Series |
|---------|------|-----|-------|--------|
| 12/7/70 | HF | W | 79-78 | 1-0 |
| 12/2/78 | HF | W | 65-57 | 2-0 |

| | | | | |
|---------|----|---|-------|-----|
| 12/4/21 | HS | W | 65-61 | 3-0 |
|---------|----|---|-------|-----|

Home: 3-0 (Siegel Center: 1-0)

Canisius (2-1)

| Date | Site | W/L | VC-CC | Series |
|----------|------|-----|--------|--------|
| 1/17/73 | HR | W | 80-66 | 1-0 |
| 12/15/73 | A | L | 96-103 | 1-1 |
| 2/24/75 | HR | W | 86-61 | 2-1 |

Home: 2-0 Away: 0-1

Catholic (1-0)

| Date | Site | W/L | VC-CU | Series |
|--------|------|-----|-------|--------|
| 1/6/79 | N36 | W | 71-62 | 1-0 |

Neutral: 1-0

Centenary (2-4)

| Date | Site | W/L | VC-CU | Series |
|----------|------|-----|--------|--------|
| 1/20/73 | A | L | 74-102 | 0-1 |
| 1/21/74 | HR | W | 82-79 | 1-1 |
| 12/17/74 | HR | W | 76-75 | 2-1 |
| 1/27/75 | A | L | 66-73 | 2-2 |
| 12/16/75 | A | L | 69-94 | 2-3 |
| 3/1/76 | HR | L | 94-98 | 2-4 |

Home: 2-1 Away 0-3

Central Florida (0-1)

| Date | Site | W/L | VC-UCF | Series |
|---------|------|-----|--------|--------|
| 3/22/19 | N | L | 58-73 | 0-1 |

Neutral: 0-1

Chaminade (1-0)

| Date | Site | W/L | VC-CC | Series |
|----------|------|-----|--------|--------|
| 11/28/90 | N22 | W | 102-72 | 1-0 |

Neutral: 1-0

College of Charleston (5-2)

| Date | Site | W/L | VC-CC | Series |
|----------|------|-----|--------|--------|
| 11/28/69 | HF | W | 142-83 | 1-0 |
| 2/19/05 | A | L | 75-85 | 1-1 |
| 12/17/05 | HS | W | 76-71 | 2-1 |
| 11/18/06 | N39 | W | 71-59 | 3-1 |
| 3/22/10 | HS | W | 93-86 | 4-1 |
| 12/15/18 | HS | L | 79-83 | 4-2 |
| 12/18/19 | A | W | 76-71 | 5-2 |

Home: 3-1 (Siegel Center: 2-1)

Away: 1-1 Neutral: 1-0

Charlotte (27-15)

| Date | Site | W/L | VC-CH | Series |
|----------|------|-----|--------|--------|
| 3/4/77 | A | L | 72-87 | 0-1 |
| 2/16/78 | HR | W | 80-75 | 1-1 |
| 1/2/80 | HR | W | 75-73 | 2-1 |
| 2/16/80 | A | L | 74-75 | 2-2 |
| 2/23/80 | AS3 | W | 100-93 | 3-2 |
| 1/18/81 | HR | W | 86-75 | 4-2 |
| 2/3/81 | A | W | 90-80 | 5-2 |
| 1/9/82 | A | L | 75-79* | 5-3 |
| 1/31/82 | HR | W | 80-58 | 6-3 |
| 1/29/83 | HR | W | 90-76 | 7-3 |
| 2/26/83 | A | W | 73-71 | 8-3 |
| 1/12/84 | A | W | 64-56 | 9-3 |
| 2/22/84 | HR | W | 87-58 | 10-3 |
| 3/4/84 | NS1 | W | 64-52 | 11-3 |
| 1/17/85 | A | W | 85-75 | 12-3 |
| 2/7/85 | HR | W | 77-56 | 13-3 |
| 3/1/85 | NS4 | W | 85-62 | 14-3 |
| 1/16/86 | HR | W | 67-50 | 15-3 |
| 2/3/86 | A | W | 87-70 | 16-3 |
| 11/30/86 | N26 | L | 75-87 | 16-4 |
| 1/3/87 | HR | W | 68-55 | 17-4 |
| 2/21/87 | A | L | 74-83 | 17-5 |
| 2/26/87 | NS2 | L | 73-88 | 17-6 |
| 2/15/88 | A | W | 91-83 | 18-6 |

| | | | | |
|---------|-----|---|--------|-------|
| 2/27/88 | HR | W | 84-65 | 19-6 |
| 3/7/88 | HR2 | L | 79-81 | 19-7 |
| 1/19/89 | HR | W | 73-71 | 20-7 |
| 2/4/89 | A | L | 59-63 | 20-8 |
| 2/19/90 | HR | W | 82-70 | 21-8 |
| 2/26/90 | A | W | 69-66* | 22-8 |
| 1/17/91 | HR | L | 74-87 | 22-9 |
| 2/18/91 | A | W | 92-88 | 23-9 |
| 2/22/92 | HR | W | 69-66 | 24-9 |
| 3/7/92 | A | L | 63-75 | 24-10 |
| 2/4/93 | HR | W | 63-61 | 25-10 |
| 2/13/93 | A | L | 70-84 | 25-11 |
| 2/12/94 | HR | L | 66-67 | 25-12 |
| 3/3/94 | A | L | 64-76 | 25-13 |
| 1/26/95 | HR | L | 47-73 | 25-14 |
| 2/18/95 | A | L | 71-84 | 25-15 |
| 12/7/95 | HR | W | 85-74 | 26-15 |
| 2/9/13 | A | W | 68-61 | 17-15 |

Home: 15-4 Away: 10-9 Neutral: 2-2

Chattanooga (2-2)

| Date | Site | W/L | VC-UC | Series |
|----------|------|-----|-------|--------|
| 12/22/84 | A | W | 74-58 | 1-0 |
| 12/15/87 | HR | W | 74-69 | 2-0 |
| 2/21/89 | A | L | 75-78 | 2-1 |
| 11/20/21 | HS | L | 54-56 | 2-2 |

Home: 1-1 Away: 1-1

Cincinnati (3-2)

| Date | Site | W/L | VC-UC | Series |
|----------|------|-----|-------|--------|
| 1/12/74 | A | L | 51-57 | 0-1 |
| 1/8/79 | A | W | 74-63 | 1-1 |
| 12/22/80 | HR | W | 78-58 | 2-1 |
| 12/20/14 | A | W | 68-47 | 3-1 |
| 12/19/15 | H | L | 63-69 | 3-2 |

Home: 1-1 Away: 2-1

City College of New York (1-0)

| Date | Site | W/L | VC-CC | Series |
|----------|------|-----|--------|--------|
| 12/29/75 | HR | W | 115-70 | 1-0 |

Home: 1-0

The Citadel

| Date | Site | W/L | VC-CC | Series |
|----------|------|-----|-------|--------|
| 11/16/08 | HS | W | 82-59 | 1-0 |

Home: 1-0

Cleveland State (1-2)

| Date | Site | W/L | VC-CS | Series |
|----------|------|-----|--------|--------|
| 12/20/86 | HR | L | 89-91* | 0-1 |
| 2/10/88 | A | L | 76-83 | 0-2 |
| 12/29/14 | HS | W | 72-63 | 1-2 |

Home: 1-1 Away: 0-1

Colorado (1-1)

| Date | Site | W/L | VC-UC | Series |
|----------|------|-----|--------|--------|
| 12/2/98 | A | L | 76-78 | 0-1 |
| 11/28/99 | HS | W | 82-78* | 1-1 |

Home: 1-0 Away: 0-1

Connecticut (0-2)

| Date | Site | W/L | VC-UC | Series |
|----------|------|-----|--------|--------|
| 3/25/88 | AN | L | 61-72 | 0-1 |
| 11/26/21 | N | L | 63-70* | 0-2 |

Away: 0-1 Neutral: 0-1

Cornell (2-0)

| Date | Site | W/L | VC-CU | Series |
|----------|------|-----|--------|--------|
| 1/15/74 | HR | W | 107-64 | 1-0 |
| 12/28/97 | N27 | W | 57-54 | 2-0 |

Home: 1-0 Neutral: 1-0

Davidson (13-8)

| Date | Site | W/L | VC-DC | Series |
|---------|------|-----|-------|--------|
| 3/16/05 | HS | L | 62-77 | 0-1 |
| 1/7/15 | HS | W | 71-65 | 1-1 |
| 3/5/15 | A | L | 55-82 | 1-2 |
| 3/14/15 | N | W | 93-73 | 2-2 |
| 1/29/16 | A | W | 79-69 | 3-2 |
| 3/2/16 | HS | W | 70-60 | 4-2 |
| 3/12/16 | N | W | 76-54 | 5-2 |
| 1/14/17 | A | L | 63-69 | 5-3 |
| 2/11/17 | HS | W | 74-60 | 6-3 |
| 2/14/18 | HS | L | 63-74 | 6-4 |
| 1/12/19 | A | L | 57-64 | 6-5 |
| 2/7/20 | HS | W | 73-62 | 7-5 |
| 3/6/20 | A | L | 65-75 | 7-6 |
| 2/27/21 | A | L | 57-65 | 7-7 |
| 3/6/21 | HS | W | 64-52 | 8-7 |
| 1/18/22 | HS | L | 61-63 | 8-8 |
| 1/26/22 | A | W | 70-68 | 9-8 |
| 1/7/23 | HS | W | 89-72 | 10-8 |
| 1/31/23 | A | W | 61-59 | 11-8 |
| 3/9/23 | N | W | 71-53 | 12-8 |
| 1/27/24 | A | W | 63-58 | 13-8 |

**Home: 6-3 (Siegel Center: 6-3) Away: 4-5
Neutral: 3-0**

Dayton (18-10)

| Date | Site | W/L | VC-UD | Series |
|----------|------|-----|--------|--------|
| 12/20/83 | A | W | 73-67 | 1-0 |
| 12/15/84 | HR | W | 71-61 | 2-0 |
| 1/11/86 | A | L | 64-74 | 2-1 |
| 12/6/86 | HR | W | 69-58 | 3-1 |
| 1/9/13 | HS | W | 74-62 | 4-1 |
| 1/22/14 | A | W | 80-66 | 5-1 |
| 2/28/15 | HS | L | 55-59 | 5-2 |
| 3/15/15 | N | W | 71-65 | 6-2 |
| 3/5/16 | A | L | 67-68* | 6-3 |
| 1/27/17 | HS | W | 73-68 | 7-3 |
| 3/1/17 | A | L | 72-79 | 7-4 |
| 1/12/18 | A | L | 79-106 | 7-5 |
| 2/10/18 | HS | W | 88-84* | 8-5 |
| 3/8/18 | N | W | 77-72 | 9-5 |
| 1/16/19 | HS | W | 76-71 | 10-5 |
| 2/16/19 | A | W | 69-68 | 11-5 |
| 1/14/20 | A | L | 65-79 | 11-6 |
| 2/18/20 | HS | L | 61-66 | 11-7 |
| 1/23/21 | HS | W | 66-43 | 12-7 |
| 2/9/21 | A | W | 76-67 | 13-7 |
| 3/5/21 | HS | W | 73-68 | 14-7 |
| 1/5/22 | A | W | 53-52 | 15-7 |
| 2/2/22 | HS | L | 52-82 | 15-8 |
| 1/13/23 | A | W | 63-62 | 16-8 |
| 2/7/23 | HS | L | 58-62 | 16-9 |
| 3/12/23 | N | W | 68-56 | 17-9 |
| 2/9/24 | HS | W | 49-47 | 18-9 |
| 3/8/24 | A | L | 86-91 | 18-10 |

**Home: 9-4 (Siegel Center 7-4) Away: 6-6
Neutral: 3-0**

Delaware (16-3)

| Date | Site | W/L | VC-UD | Series |
|----------|------|-----|---------|--------|
| 1/14/01 | HS | W | 68-57 | 1-0 |
| 1/30/02 | A | L | 70-75 | 1-1 |
| 1/11/03 | A | L | 53-55 | 1-2 |
| 2/15/03 | HS | W | 71-66 | 2-2 |
| 1/7/04 | HS | W | 99-72 | 3-2 |
| 2/25/04 | A | W | 71-69** | 4-2 |
| 1/19/05 | A | W | 66-57 | 5-2 |
| 2/16/05 | HS | W | 83-73 | 6-2 |
| 3/5/05 | NC | W | 74-61 | 7-2 |
| 1/26/06 | A | W | 56-52 | 8-2 |
| 12/20/06 | HS | W | 79-60 | 9-2 |
| 1/16/08 | HS | W | 60-39 | 10-2 |
| 2/9/08 | A | W | 83-73 | 11-2 |

| | | | | |
|---------|----|---|--------|------|
| 1/3/09 | A | L | 79-81 | 11-3 |
| 2/18/09 | HS | W | 78-67 | 12-3 |
| 1/9/10 | HS | W | 77-64 | 13-3 |
| 3/5/10 | NC | W | 66-49 | 14-3 |
| 2/9/11 | A | W | 84-74* | 15-3 |
| 1/14/12 | A | W | 68-55 | 16-3 |

**Home: 8-0 (Siegel Center: 8-0)
Away: 6-3 Neutral: 2-0**

Delaware State (4-0)

| Date | Site | W/L | VC-DS | Series |
|----------|------|-----|--------|--------|
| 2/11/75 | HF | W | 91-60 | 1-0 |
| 2/21/76 | HF | W | 105-75 | 2-0 |
| 2/12/77 | HF | W | 78-52 | 3-0 |
| 11/26/00 | HS | W | 79-68* | 4-0 |

Home: 4-0 (Siegel Center: 1-0)

Denison (1-0)

| Date | Site | W/L | VC-DC | Series |
|----------|------|-----|-------|--------|
| 12/29/68 | N | W | 76-69 | 1-0 |

Neutral: 1-0

DePaul (1-0)

| Date | Site | W/L | VC-DU | Series |
|---------|------|-----|--------|--------|
| 12/3/70 | A | L | 77-100 | 0-1 |

Away: 0-1

Detroit (1-2)

| Date | Site | W/L | VC-UD | Series |
|---------|------|-----|-------|--------|
| 1/27/74 | A | W | 77-70 | 1-0 |
| 2/28/75 | A | L | 58-67 | 1-1 |
| 3/9/78 | A | L | 86-94 | 1-2 |

Away: 1-2

Drexel (13-8)

| Date | Site | W/L | VC-DU | Series |
|---------|------|-----|-------|--------|
| 1/3/02 | A | L | 73-84 | 0-1 |
| 2/2/02 | HS | W | 77-65 | 1-1 |
| 1/8/03 | HS | L | 73-74 | 1-2 |
| 2/12/03 | A | W | 72-59 | 2-2 |
| 3/9/03 | NC | L | 60-62 | 2-3 |
| 1/24/04 | A | W | 70-69 | 3-3 |
| 2/4/04 | HS | L | 57-66 | 3-4 |
| 1/12/05 | HS | L | 64-66 | 3-5 |
| 2/9/05 | A | W | 62-59 | 4-5 |
| 1/7/06 | HS | W | 62-60 | 5-5 |
| 1/27/07 | A | W | 75-68 | 6-5 |
| 3/4/07 | NC | W | 63-56 | 7-5 |
| 1/26/08 | HS | W | 76-62 | 8-5 |
| 1/8/09 | A | W | 75-46 | 9-5 |
| 1/6/10 | A | L | 72-75 | 9-6 |
| 2/16/10 | HS | W | 73-54 | 10-6 |
| 1/5/11 | HS | W | 52-48 | 11-6 |
| 2/23/11 | A | L | 60-64 | 11-7 |
| 3/5/11 | NC | W | 62-60 | 12-7 |
| 1/8/12 | A | L | 58-64 | 12-8 |
| 3/5/12 | NC | W | 59-56 | 13-8 |

**Home: 5-3 (Siegel Center: 4-3)
Away: 5-4 Neutral: 3-1**

Duke (1-2)

| Date | Site | W/L | VC-DU | Series |
|----------|------|-----|-------|--------|
| 3/15/07 | N11 | W | 79-77 | 1-0 |
| 11/23/12 | N | L | 58-67 | 1-1 |
| 11/20/15 | N | L | 71-79 | 1-2 |

Neutral: 1-2

Duquesne (8-4)

| Date | Site | W/L | VC-DU | Series |
|---------|------|-----|-------|--------|
| 1/19/13 | A | W | 90-63 | 1-0 |
| 1/18/14 | HS | W | 80-65 | 2-0 |
| 1/17/15 | A | W | 70-64 | 3-0 |
| 1/20/16 | HS | W | 93-71 | 4-0 |

| | | | | |
|---------|----|---|--------|-----|
| 1/4/17 | A | W | 94-87 | 5-0 |
| 1/9/18 | HS | W | 78-67 | 6-0 |
| 1/26/19 | A | W | 80-74 | 7-0 |
| 3/3/20 | HS | L | 77-80* | 7-1 |
| 2/5/22 | HS | W | 71-62 | 8-1 |
| 1/4/23 | A | L | 70-79 | 8-2 |
| 3/5/24 | HS | L | 59-69 | 8-3 |
| 3/17/24 | N | L | 51-57 | 8-4 |

**Home: 4-2 (Siegel Center: 4-2) Away: 4-1
Neutral: 0-1**

East Carolina (16-7)

| Date | Site | W/L | VC-DU | Series |
|----------|------|-----|--------|--------|
| 1/13/79 | A | W | 85-83* | 1-0 |
| 2/7/79 | HR | W | 86-84* | 2-0 |
| 11/30/79 | N | W | 72-71 | 3-0 |
| 12/3/83 | HR | W | 75-44 | 4-0 |
| 11/29/84 | A | W | 72-61 | 5-0 |
| 1/28/87 | HR | L | 56-57 | 5-1 |
| 12/12/87 | A | W | 75-70 | 6-1 |
| 1/13/96 | A | L | 72-73 | 6-2 |
| 2/10/96 | HR | W | 80-71 | 7-2 |
| 3/3/96 | HR3 | W | 75-60 | 8-2 |
| 1/15/97 | NR | L | 61-65 | 8-3 |
| 2/12/97 | A | W | 73-66* | 9-3 |
| 1/22/98 | HR | W | 60-54 | 10-3 |
| 2/7/98 | A | L | 79-83 | 10-4 |
| 2/25/98 | HR3 | W | 65-62 | 11-4 |
| 1/6/99 | A | L | 66-71 | 11-5 |
| 2/10/99 | HR | W | 69-66 | 12-5 |
| 1/26/00 | HS | W | 67-56 | 13-5 |
| 2/19/00 | A | W | 73-65 | 14-5 |
| 1/6/01 | HS | W | 84-81* | 15-5 |
| 1/27/01 | A | L | 84-87* | 15-6 |
| 11/25/09 | A | L | 90-93* | 15-7 |
| 12/29/10 | HS | W | 82-74 | 16-7 |

**Home: 9-1 (Siegel Center: 2-0)
Away: 5-5 Neutral: 2-1**

East Tennessee State (11-0)

| Date | Site | W/L | VC-ET | Series |
|----------|------|-----|--------|--------|
| 12/20/71 | HR | W | 84-71 | 1-0 |
| 12/4/72 | A | W | 79-69 | 2-0 |
| 2/7/73 | HR | W | 61-50 | 3-0 |
| 12/1/73 | HR | W | 96-55 | 4-0 |
| 12/29/77 | HC | W | 86-71 | 5-0 |
| 12/7/81 | A | W | 79-72 | 6-0 |
| 12/1/82 | HR | W | 83-60 | 7-0 |
| 11/22/00 | A | W | 63-53 | 8-0 |
| 11/20/01 | HS | W | 79-71 | 9-0 |
| 1/2/13 | A | W | 109-58 | 10-0 |
| 12/22/14 | HS | W | 84-60 | 11-0 |

Home: 7-0 (Siegel Center: 2-0) Away: 4-0

Eastern Kentucky (2-3)

| Date | Site | W/L | VC-EC | Series |
|----------|------|-----|------------|--------|
| 2/23/70 | A | L | 78-84 | 0-1 |
| 12/12/70 | A | L | 80-107 | 0-2 |
| 12/9/72 | A | L | 86-96 | 0-3 |
| 12/21/72 | HR | W | 69-63 | 1-3 |
| 12/5/14 | H | W | 71-68 (OT) | 2-3 |

Home: 2-0 (Siegel Center: 1-0) Away: 0-3

Elmira (1-0)

| Date | Site | W/L | VC-EC | Series |
|---------|------|-----|--------|--------|
| 2/15/75 | HF | W | 113-75 | 1-0 |

Home: 1-0

Elon (3-0)

| Date | Site | W/L | VC-EU | Series |
|----------|------|-----|-------|--------|
| 11/30/05 | HS | W | 69-49 | 1-0 |
| 11/28/06 | A | W | 91-49 | 2-0 |
| 11/24/07 | HS | W | 79-61 | 3-0 |

ALL-TIME SERIES BREAKDOWNS

Home: 2-0 (Siegel Center: 2-0) Away: 1-0

Evansville (1-1)

| Date | Site | W/L | VC-UE | Series |
|----------|------|-----|-------|--------|
| 2/2/94 | A | L | 73-88 | 0-1 |
| 12/20/00 | N35 | W | 90-82 | 1-1 |

Away: 0-1 Neutral: 1-0

Fairfield (0-1)

| Date | Site | W/L | VC-FU | Series |
|----------|------|-----|--------|--------|
| 11/29/81 | N24 | L | 54-58* | 0-1 |

Neutral: 0-1

Farleigh Dickinson (2-1)

| Date | Site | W/L | VC-FD | Series |
|----------|------|-----|-------|--------|
| 2/18/72 | A | L | 86-89 | 0-1 |
| 12/12/72 | HR | W | 63-47 | 1-1 |
| 12/29/13 | HS | W | 96-67 | 2-1 |

Home: 2-0 (Siegel Center: 1-0) Away: 0-1

Florida Atlantic (4-0)

| Date | Site | W/L | VC-FA | Series |
|----------|------|-----|---------|--------|
| 12/9/00 | HS | W | 70-57 | 1-0 |
| 12/8/01 | A | W | 88-84** | 2-0 |
| 12/5/02 | HS | W | 90-72 | 3-0 |
| 12/15/21 | HS | W | 66-46 | 4-0 |

Home: 3-0 (Siegel Center: 3-0) Away: 1-0

Florida Gulf Coast (2-0)

| Date | Site | W/L | VC-FG | Series |
|----------|------|-----|-------|--------|
| 11/9/12 | HS | W | 80-57 | 1-0 |
| 11/23/19 | HS | W | 78-48 | 2-0 |

Home: 2-0 (Siegel Center: 2-0)

Florida International (2-0)

| Date | Site | W/L | VC-FI | Series |
|----------|------|-----|--------|--------|
| 12/10/94 | A | W | 76-67* | 1-0 |
| 12/4/95 | HS | W | 82-61 | 2-0 |

Home: 1-0 (Siegel Center: 1-0) Away: 1-0

Florida State (1-2)

| Date | Site | W/L | VC-FS | Series |
|----------|------|-----|--------|--------|
| 3/25/11 | N16 | W | 72-71* | 1-0 |
| 11/21/13 | N | L | 67-85 | 1-1 |
| 12/6/15 | N | L | 71-76 | 1-2 |

Neutral: 1-2

Fordham (14-1)

| Date | Site | W/L | VC-FOR | Series |
|----------|------|-----|--------|--------|
| 2/2/13 | HS | W | 81-65 | 1-0 |
| 1/29/14 | HS | W | 76-60 | 2-0 |
| 2/27/14 | A | W | 85-66 | 3-0 |
| 1/4/15 | A | W | 75-58 | 4-0 |
| 3/12/15 | N | W | 63-57 | 5-0 |
| 1/13/16 | HS | W | 88-54 | 6-0 |
| 1/18/17 | A | L | 67-69* | 6-1 |
| 12/30/17 | HS | W | 76-63 | 7-1 |
| 3/3/18 | A | W | 83-58 | 8-1 |
| 1/5/19 | A | W | 76-51 | 9-1 |
| 1/2/20 | A | W | 64-46 | 10-1 |
| 2/15/22 | A | W | 66-61 | 11-1 |
| 2/18/23 | HS | W | 80-61 | 12-1 |
| 2/6/24 | A | W | 75-60 | 13-1 |
| 3/13/24 | N | W | 69-62 | 14-1 |

Home: 5-0 (Siegel Center: 5-0) Away: 7-1

Neutral: 2-0

Gardner-Webb (4-0)

| Date | Site | W/L | VC-GW | Series |
|----------|------|-----|-------|--------|
| 11/17/00 | HS | W | 82-67 | 1-0 |
| 12/18/01 | HS | W | 75-68 | 2-0 |
| 11/6/18 | HS | W | 69-57 | 3-0 |
| 12/30/23 | HS | W | 87-73 | 4-0 |

Home: 4-0 (Siegel Center: 4-0)

George Mason (47-22)

| Date | Site | W/L | VC-GM | Series |
|----------|------|-----|--------|--------|
| 11/27/81 | N24 | L | 68-81 | 0-1 |
| 11/26/82 | N24 | W | 78-67 | 1-1 |
| 12/8/84 | HR | W | 87-78 | 2-1 |
| 12/30/85 | A | W | 77-68 | 3-1 |
| 12/13/86 | HR | W | 73-68 | 4-1 |
| 2/1/88 | A | L | 60-67 | 4-2 |
| 12/17/88 | HR | W | 90-78 | 5-2 |
| 2/3/90 | A | L | 68-71 | 5-3 |
| 1/2/91 | HR | W | 80-74 | 6-3 |
| 12/11/91 | A | W | 90-82 | 7-3 |
| 1/2/93 | HR | W | 103-75 | 8-3 |
| 12/22/93 | A | W | 109-88 | 9-3 |
| 1/3/95 | HR | W | 108-85 | 10-3 |
| 1/10/96 | HR | W | 86-74 | 11-3 |
| 1/31/96 | A | W | 94-81 | 12-3 |
| 1/2/97 | A | W | 75-70 | 13-3 |
| 1/29/97 | HR | W | 90-77 | 14-3 |
| 1/10/98 | HR | L | 54-62 | 14-4 |
| 2/10/98 | A | L | 60-62 | 14-5 |
| 1/20/99 | A | L | 68-77 | 14-6 |
| 2/17/99 | HR | L | 73-89 | 14-7 |
| 1/22/00 | HS | L | 63-76 | 14-8 |
| 2/16/00 | A | L | 86-87* | 14-9 |
| 1/10/01 | HS | W | 72-65 | 15-9 |
| 2/14/01 | A | L | 79-99 | 15-10 |
| 1/23/02 | HS | W | 75-59 | 16-10 |
| 2/20/02 | A | L | 80-83 | 16-11 |
| 1/15/03 | A | W | 68-56 | 17-11 |
| 2/8/03 | HS | W | 78-62 | 18-11 |
| 1/17/04 | HS | W | 80-56 | 19-11 |
| 2/11/04 | A | L | 57-69 | 19-12 |
| 3/8/04 | NC | W | 55-54 | 20-12 |
| 1/5/05 | A | W | 81-74 | 21-12 |
| 2/14/05 | HS | W | 89-81 | 22-12 |
| 1/5/06 | A | L | 60-73 | 22-13 |
| 2/9/06 | HS | L | 61-73 | 22-14 |
| 1/24/07 | A | W | 75-62 | 23-14 |
| 2/8/07 | HS | W | 63-49 | 24-14 |
| 3/5/07 | NC | W | 65-59 | 25-14 |
| 1/29/08 | A | L | 51-63 | 25-15 |
| 1/24/09 | HS | W | 76-71 | 26-15 |
| 3/9/09 | NC | W | 71-50 | 27-15 |
| 2/9/10 | HS | L | 77-82* | 27-16 |
| 3/6/10 | NC | W | 75-60 | 28-16 |
| 2/15/11 | HS | L | 51-71 | 28-17 |
| 3/6/11 | NC | W | 79-63 | 29-17 |
| 2/14/12 | A | L | 61-62 | 29-18 |
| 2/25/12 | HS | W | 89-77 | 30-18 |
| 3/4/12 | NC | W | 74-64 | 31-18 |
| 1/9/14 | HS | W | 71-57 | 32-18 |
| 2/4/15 | A | W | 72-60 | 33-18 |
| 3/7/15 | HS | W | 71-60 | 34-18 |
| 1/2/16 | HS | W | 71-47 | 35-18 |
| 2/24/16 | A | L | 69-76 | 35-19 |
| 12/30/16 | A | W | 73-64 | 36-19 |
| 3/4/17 | HS | W | 72-60 | 37-19 |
| 3/10/17 | N | W | 71-60 | 38-19 |
| 1/27/18 | A | W | 84-76 | 39-19 |
| 2/28/18 | HS | L | 80-81 | 39-20 |
| 2/2/19 | HS | W | 79-63 | 40-20 |
| 3/5/19 | A | W | 71-36 | 41-20 |
| 1/5/20 | A | W | 72-59 | 42-20 |
| 2/12/20 | HS | L | 67-72 | 42-21 |
| 1/6/21 | A | W | 66-61 | 43-21 |
| 2/20/21 | HS | L | 76-79* | 43-22 |
| 2/12/22 | A | W | 85-70 | 44-22 |
| 2/23/22 | HS | W | 72-66 | 45-22 |
| 1/25/23 | HS | W | 72-52 | 46-22 |
| 1/9/24 | A | W | 54-50 | 47-22 |

Home: 23-8 (Siegel Center: 15-6)

Away: 16-13 Neutral: 8-1

George Washington (18-4)

| Date | Site | W/L | VC-GW | Series |
|----------|------|-----|-------|--------|
| 11/24/78 | N24 | W | 74-64 | 1-0 |
| 3/16/10 | A | W | 79-73 | 2-0 |
| 12/4/11 | N41 | W | 75-60 | 3-0 |
| 2/16/13 | HS | W | 84-57 | 4-0 |
| 1/14/14 | A | L | 66-76 | 4-1 |
| 2/12/14 | HS | W | 92-75 | 5-1 |
| 3/15/14 | N | W | 74-55 | 6-1 |
| 1/27/15 | HS | W | 72-48 | 7-1 |
| 2/14/15 | A | W | 79-66 | 8-1 |
| 2/6/16 | HS | L | 69-72 | 8-2 |
| 2/27/16 | A | W | 69-65 | 9-2 |
| 1/11/17 | HS | W | 85-55 | 10-2 |
| 2/8/17 | A | W | 54-53 | 11-2 |
| 1/20/18 | HS | W | 87-63 | 12-2 |
| 2/17/18 | A | L | 56-80 | 12-3 |
| 2/6/19 | A | W | 60-50 | 13-3 |
| 2/23/19 | HS | W | 85-57 | 14-3 |
| 2/29/20 | HS | W | 75-51 | 15-3 |
| 1/13/21 | A | W | 84-77 | 16-3 |
| 1/11/22 | HS | W | 84-57 | 17-3 |
| 3/4/23 | A | W | 74-68 | 18-3 |
| 1/6/24 | HS | L | 82-84 | 18-4 |

Home: 8-2 (Siegel Center: 8-2) Away: 7-2

Neutral: 3-0

Georgetown (2-1)

| Date | Site | W/L | VC-GU | Series |
|----------|------|-----|-------|--------|
| 3/1/78 | AN | W | 88-75 | 1-0 |
| 3/18/11 | N15 | W | 74-56 | 2-0 |
| 11/24/13 | N | L | 80-84 | 2-1 |

Away: 1-0 Neutral: 1-1

Georgia (0-1)

| Date | Site | W/L | VC-UG | Series |
|---------|------|-----|-------|--------|
| 3/19/83 | N8 | L | 54-56 | 0-1 |

Neutral: 0-1

Georgia Southern (1-2)

| Date | Site | W/L | VC-GS | Series |
|----------|------|-----|--------|--------|
| 11/30/68 | A | L | 88-105 | 0-1 |
| 12/18/76 | HR | W | 70-65 | 1-1 |
| 2/19/77 | A | L | 81-88 | 1-2 |

Home: 1-0 Away: 0-2

Georgia State (20-6)

| Date | Site | W/L | VC-GS | Series |
|----------|------|-----|--------|--------|
| 12/18/75 | A | L | 56-57 | 0-1 |
| 1/22/77 | HR | W | 72-56 | 1-1 |
| 12/13/77 | HR | W | 71-69* | 2-1 |
| 1/14/78 | A | L | 79-89 | 2-2 |
| 12/13/79 | A | W | 89-62 | 3-2 |
| 1/19/80 | HR | L | 71-77 | 3-3 |
| 12/20/80 | HR | W | 81-69 | 4-3 |
| 1/20/81 | A | W | 84-71 | 5-3 |
| 11/16/97 | HR | W | 55-54 | 6-3 |
| 12/22/98 | A | L | 80-99 | 6-4 |
| 12/20/05 | HS | W | 67-54 | 7-4 |
| 1/28/06 | A | W | 79-68* | 8-4 |
| 2/3/07 | HS | W | 100-71 | 9-4 |
| 2/24/07 | A | W | 72-70 | 10-4 |
| 3/3/07 | NC | W | 73-60 | 11-4 |
| 1/10/08 | HS | W | 49-47 | 12-4 |
| 2/6/08 | A | W | 65-60* | 13-4 |
| 1/21/09 | A | W | 65-50 | 14-4 |
| 2/28/09 | HS | W | 69-41 | 15-4 |
| 3/7/09 | NC | W | 61-52 | 16-4 |
| 1/16/10 | A | W | 82-69 | 17-4 |
| 1/30/10 | HS | W | 78-62 | 18-4 |

| | | | | |
|---------|----|---|-------|------|
| 1/3/11 | A | L | 66-76 | 18-5 |
| 1/19/11 | HS | W | 71-54 | 19-5 |
| 1/4/12 | HS | L | 53-55 | 19-6 |
| 1/29/12 | A | W | 59-48 | 20-6 |

Home: 10-2 (Siegel Center: 6-1)

Away: 8-4 Neutral: 2-0

Georgia Tech (0-4)

| Date | Site | W/L | VC-GT | Series |
|----------|------|-----|--------|--------|
| 12/29/03 | A | L | 65-86 | 0-1 |
| 11/18/11 | N | L | 60-73 | 0-2 |
| 12/15/15 | A | L | 64-77 | 0-3 |
| 12/7/16 | H | L | 73-76* | 0-4 |

Home: 0-1 Away: 0-2 Neutral 0-1

Glassboro State (1-0)

| Date | Site | W/L | VC-GS | Series |
|----------|------|-----|-------|--------|
| 12/18/71 | HF | W | 86-72 | 1-0 |

Home: 1-0

Grambling State (1-0)

| Date | Site | W/L | VC-GS | Series |
|----------|------|-----|-------|--------|
| 11/10/17 | HS | W | 94-65 | 1-0 |

Home: 1-0

Hampden-Sydney (3-1)

| Date | Site | W/L | VC-HS | Series |
|----------|------|-----|--------|--------|
| 12/7/68 | A | L | 69-83 | 0-1 |
| 2/20/69 | HF | W | 101-84 | 1-1 |
| 12/16/69 | HF | W | 86-59 | 2-1 |
| 2/19/70 | A | W | 87-81 | 3-1 |

Home: 2-0 Away: 1-1

Hampton (8-1)

| Date | Site | W/L | VC-HU | Series |
|----------|------|-----|-------|--------|
| 12/19/02 | HS | W | 90-85 | 1-0 |
| 11/29/03 | A | W | 67-51 | 2-0 |
| 12/1/04 | HS | W | 83-54 | 3-0 |
| 12/30/05 | A | W | 84-44 | 4-0 |
| 11/25/06 | HS | W | 74-51 | 5-0 |
| 11/29/07 | A | L | 55-64 | 5-1 |
| 12/27/08 | HS | W | 59-54 | 6-1 |
| 11/23/09 | A | W | 63-52 | 7-1 |
| 11/9/18 | HS | W | 69-57 | 8-1 |

Home: 5-0 (Siegel Center: 5-0) Away: 3-1

Hardin-Simmons (2-0)

| Date | Site | W/L | VC-HS | Series |
|---------|------|-----|--------|--------|
| 12/5/74 | HR | W | 112-74 | 1-0 |
| 12/9/74 | A | W | 84-71 | 2-0 |

Home: 1-0 Away: 1-0

Haverford (1-0)

| Date | Site | W/L | VC-HC | Series |
|---------|------|-----|-------|--------|
| 1/18/71 | HF | W | 93-49 | 1-0 |

Home: 1-0

Hawaii-Hilo (1-0)

| Date | Site | W/L | VC-HH | Series |
|----------|------|-----|-------|--------|
| 11/25/94 | A | W | 74-62 | 1-0 |

Away: 1-0

High Point (1-1)

| Date | Site | W/L | VC-HP | Series |
|---------|------|-----|--------|--------|
| 1/15/69 | A | L | 77-109 | 0-1 |
| 2/16/70 | HF | W | 105-77 | 1-1 |

Home: 1-0 Away: 0-1

Hofstra (16-5)

| Date | Site | W/L | VC-HU | Series |
|--------|------|-----|-------|--------|
| 1/9/02 | A | L | 62-77 | 0-1 |
| 2/4/02 | HS | W | 69-67 | 1-1 |
| 3/3/02 | NC | W | 70-54 | 2-1 |
| 1/2/03 | HS | W | 71-62 | 3-1 |

| | | | | |
|----------|----|---|--------|------|
| 2/22/03 | A | W | 80-77 | 4-1 |
| 1/5/04 | A | L | 61-66 | 4-2 |
| 1/31/04 | HS | W | 81-69 | 5-2 |
| 1/15/05 | HS | W | 70-58 | 6-2 |
| 2/2/05 | A | L | 58-60 | 6-3 |
| 12/7/05 | HS | W | 87-64 | 7-3 |
| 3/4/06 | NC | L | 66-72 | 7-4 |
| 1/31/07 | A | L | 68-79 | 7-5 |
| 1/12/08 | HS | W | 59-49 | 8-5 |
| 1/23/08 | A | W | 82-65 | 9-5 |
| 1/9/09 | HS | W | 68-60 | 10-5 |
| 1/31/09 | A | W | 66-62 | 11-5 |
| 1/12/10 | A | W | 81-68 | 12-5 |
| 1/27/11 | HS | W | 82-67 | 13-5 |
| 1/2/12 | A | W | 80-63 | 14-5 |
| 1/23/12 | HS | W | 61-49 | 15-5 |
| 11/24/18 | HS | W | 69-67* | 16-5 |

Home: 10-0 (Siegel Center: 10-0)

Away: 5-4 Neutral: 1-1

Houston (3-0)

| Date | Site | W/L | VC-UH | Series |
|----------|------|-----|--------|--------|
| 11/26/05 | A | W | 62-61 | 1-0 |
| 12/2/06 | HS | W | 102-84 | 2-0 |
| 11/15/07 | N40 | W | 73-72 | 3-0 |

Home: 1-0 (Siegel Center: 1-0)

Away: 1-0 Neutral: 1-0

Howard (2-0)

| Date | Site | W/L | VC-HU | Series |
|----------|------|-----|-------|--------|
| 12/27/16 | HS | W | 85-51 | 1-0 |
| 12/11/22 | HS | W | 70-60 | 2-0 |

Home: 2-0

Illinois (0-1)

| Date | Site | W/L | VC-UI | Series |
|---------|------|-----|-------|--------|
| 12/3/16 | N | L | 46-64 | 0-1 |

Neutral: 0-1

Illinois State (5-1)

| Date | Site | W/L | VC-IS | Series |
|----------|------|-----|-------|--------|
| 11/28/90 | A | W | 86-76 | 1-0 |
| 11/23/91 | HR | W | 92-66 | 2-0 |
| 12/18/94 | A | L | 68-77 | 2-1 |
| 12/23/95 | HR | W | 74-72 | 3-1 |
| 11/8/13 | HS | W | 96-58 | 4-1 |
| 12/2/14 | A | W | 66-62 | 5-1 |

Home: 3-0 (Siegel Center: 1-0) Away: 2-1

Indiana (0-2)

| Date | Site | W/L | VC-IU | Series |
|---------|------|-----|-------|--------|
| 12/9/88 | A | L | 68-85 | 0-1 |
| 3/17/12 | N | L | 61-63 | 0-2 |

Away: 0-1 Neutral: 0-1

Iona (5-2)

| Date | Site | W/L | VC-IC | Series |
|----------|------|-----|-------|--------|
| 3/6/72 | HR | W | 93-74 | 1-0 |
| 2/20/73 | A | W | 81-74 | 2-0 |
| 2/16/74 | HR | W | 94-73 | 3-0 |
| 11/28/98 | N27 | L | 66-73 | 3-1 |
| 11/21/03 | HS | W | 65-61 | 4-1 |
| 12/22/04 | A | L | 72-77 | 4-2 |
| 12/1/18 | HS | W | 88-59 | 5-2 |

Home: 4-0 (Siegel Center: 2-0)

Away: 1-1 Neutral: 0-1

Iowa (0-2)

| Date | Site | W/L | VC-UI | Series |
|----------|------|-----|-------|--------|
| 11/30/74 | A | L | 80-95 | 0-1 |
| 3/6/80 | N7 | L | 72-86 | 0-2 |

Away: 0-1 Neutral: 0-1

Iowa State (1-2)

| Date | Site | W/L | VC-IS | Series |
|----------|------|-----|-------|--------|
| 12/29/93 | N38 | W | 91-84 | 1-0 |
| 11/26/94 | N22 | L | 59-66 | 1-1 |
| 11/23/23 | N | L | 64-68 | 1-2 |

Neutral: 1-2

Jackson State (1-0)

| Date | Site | W/L | VC-JS | Series |
|----------|------|-----|-------|--------|
| 12/27/96 | N33 | W | 66-48 | 1-0 |

Neutral: 1-0

Jacksonville (19-9)

| Date | Site | W/L | VC-JU | Series |
|---------|------|-----|---------|--------|
| 12/6/79 | HR | L | 63-65 | 0-1 |
| 1/16/80 | A | L | 61-74 | 0-2 |
| 1/29/81 | HR | W | 62-42 | 1-2 |
| 2/22/81 | A | W | 59-51 | 2-2 |
| 1/20/82 | HR | W | 92-68 | 3-2 |
| 2/17/82 | A | W | 81-73 | 4-2 |
| 2/14/83 | A | W | 68-61 | 5-2 |
| 2/23/83 | HR | W | 65-58 | 6-2 |
| 2/4/84 | A | W | 55-49 | 7-2 |
| 2/18/84 | HR | W | 50-48 | 8-2 |
| 1/5/85 | A | W | 67-65* | 9-2 |
| 1/31/85 | HR | W | 81-54 | 10-2 |
| 3/2/85 | NS4 | W | 75-57 | 11-2 |
| 1/23/86 | HR | W | 81-80** | 12-2 |
| 2/17/86 | A | L | 58-67 | 12-3 |
| 2/27/86 | NS1 | L | 49-56 | 12-4 |
| 2/7/87 | HR | L | 66-77 | 12-5 |
| 2/11/87 | A | W | 88-75 | 13-5 |
| 2/6/88 | HR | W | 86-64 | 14-5 |
| 2/25/88 | A | L | 75-79 | 14-6 |
| 2/13/89 | HR | W | 92-89 | 15-6 |
| 2/27/89 | A | W | 85-70 | 16-6 |
| 3/4/89 | NS3 | L | 85-93* | 16-7 |
| 1/15/90 | A | W | 86-81* | 17-7 |
| 2/12/90 | HR | L | 53-79 | 17-8 |
| 1/19/91 | A | W | 75-59 | 18-8 |
| 1/28/91 | HR | W | 85-67 | 19-8 |
| 12/7/22 | HS | L | 62-73 | 19-9 |

Home: 9-4 Away: 9-3 Neutral: 1-2

Jacksonville State (2-0)

| Date | Site | W/L | VC-JS | Series |
|----------|------|-----|-------|--------|
| 11/17/19 | HS | W | 93-65 | 1-0 |
| 12/8/21 | HS | W | 66-52 | 2-0 |

Home: 2-0

James Madison (45-21)

| Date | Site | W/L | VC-JM | Series |
|----------|------|-----|--------|--------|
| 12/4/71 | HF | W | 93-68 | 1-0 |
| 1/11/78 | HR | W | 64-54 | 2-0 |
| 1/28/78 | A | W | 60-59* | 3-0 |
| 2/3/79 | A | W | 69-68* | 4-0 |
| 2/21/79 | HR | W | 65-56 | 5-0 |
| 12/20/79 | HR | W | 70-59 | 6-0 |
| 1/12/80 | A | L | 51-53* | 6-1 |
| 1/26/81 | HR | W | 50-49 | 7-1 |
| 2/12/81 | A | W | 58-57 | 8-1 |
| 12/19/81 | HR | L | 45-47 | 8-2 |
| 12/29/81 | HR6 | L | 46-54 | 8-3 |
| 2/6/82 | A | W | 68-66* | 9-3 |
| 12/11/82 | A | L | 57-66 | 9-4 |
| 2/9/83 | HR | W | 59-53 | 10-4 |
| 1/9/84 | A | W | 72-47 | 11-4 |
| 2/9/84 | HR | W | 58-45 | 12-4 |
| 1/14/85 | HR | W | 65-52 | 13-4 |
| 2/5/85 | A | L | 65-66 | 13-5 |
| 1/13/86 | HR | W | 72-51 | 14-5 |
| 2/19/86 | A | W | 66-65 | 15-5 |
| 12/29/86 | HR6 | L | 74-90 | 15-6 |
| 2/18/87 | HR | L | 57-60 | 15-7 |
| 12/2/87 | A | W | 78-76 | 16-7 |

ALL-TIME SERIES BREAKDOWNS

| | | | | |
|----------|-----|---|--------|-------|
| 12/22/88 | HR | L | 71-72 | 16-8 |
| 12/29/88 | HR6 | W | 65-56 | 17-8 |
| 1/3/90 | A | W | 67-66 | 18-8 |
| 12/28/90 | HR6 | L | 78-90 | 18-9 |
| 11/27/93 | HR | W | 88-73 | 19-9 |
| 1/18/95 | A | L | 62-64 | 19-10 |
| 11/26/95 | N | W | 66-60 | 20-10 |
| 1/17/96 | HR | W | 81-70 | 21-10 |
| 2/17/96 | A | L | 75-76 | 21-11 |
| 1/8/97 | A | L | 65-73 | 21-12 |
| 2/5/97 | HR | W | 72-60 | 22-12 |
| 1/29/98 | HR | W | 61-56 | 23-12 |
| 2/14/98 | A | L | 70-88 | 23-13 |
| 1/16/99 | A | W | 82-78 | 24-13 |
| 2/21/99 | HR | W | 69-65 | 25-13 |
| 1/15/00 | HS | W | 66-63 | 26-13 |
| 2/2/00 | A | L | 75-84 | 26-14 |
| 1/16/01 | HS | W | 65-52 | 27-14 |
| 1/31/01 | A | W | 73-70* | 28-14 |
| 3/3/01 | NC | L | 57-59 | 28-15 |
| 1/5/02 | HS | W | 82-75 | 29-15 |
| 2/6/02 | A | L | 65-67 | 29-16 |
| 1/22/03 | HS | W | 65-58 | 30-16 |
| 2/26/03 | A | L | 63-64 | 30-17 |
| 3/8/03 | NC | W | 73-53 | 31-17 |
| 1/10/04 | A | W | 77-69 | 32-17 |
| 2/18/04 | HS | W | 92-61 | 33-17 |
| 1/26/05 | HS | L | 58-66 | 33-18 |
| 1/31/05 | A | W | 70-43 | 34-18 |
| 1/12/06 | A | W | 76-48 | 35-18 |
| 1/21/06 | HS | W | 71-55 | 36-18 |
| 1/6/07 | A | W | 77-61 | 37-18 |
| 2/21/07 | HS | W | 83-72 | 38-18 |
| 1/2/08 | A | L | 61-62 | 38-19 |
| 2/13/08 | HS | W | 75-56 | 39-19 |
| 2/11/09 | HS | W | 76-71 | 40-19 |
| 2/25/09 | A | W | 71-52 | 41-19 |
| 2/13/10 | A | L | 71-76 | 41-20 |
| 2/24/10 | HS | W | 76-62 | 42-20 |
| 2/5/11 | A | W | 70-66 | 43-20 |
| 2/26/11 | HS | L | 69-72 | 43-21 |
| 1/12/12 | HS | W | 65-45 | 44-21 |
| 12/22/20 | HS | W | 82-81 | 45-21 |

Home: 27-8 (Siegel Center: 12-2)
Away: 16-12 Neutral: 2-1

Johns Hopkins (2-0)

| Date | Site | W/L | VC-JH | Series |
|---------|------|-----|-------|--------|
| 12/2/81 | HR | W | 74-46 | 1-0 |
| 12/1/83 | HR | W | 94-46 | 2-0 |

Home: 2-0

Kansas (1-0)

| Date | Site | W/L | VC-KU | Series |
|---------|------|-----|-------|--------|
| 3/27/11 | N16 | W | 71-61 | 1-0 |

Neutral: 1-0

Kansas State (0-1)

| Date | Site | W/L | VC-KS | Series |
|----------|------|-----|-------|--------|
| 12/20/97 | A | L | 70-76 | 0-1 |

Away: 0-1

Kennesaw State (1-0)

| Date | Site | W/L | VC-KS | Series |
|----------|------|-----|-------|--------|
| 11/26/22 | HS | W | 64-61 | 1-0 |

Home: 1-0

Kent State (0-1)

| Date | Site | W/L | VC-KS | Series |
|----------|------|-----|-------|--------|
| 12/22/00 | N35 | L | 75-81 | 0-1 |

Neutral: 0-1

Lafayette (1-0)

| Date | Site | W/L | VC-LC | Series |
|----------|------|-----|-------|--------|
| 11/28/80 | N24 | W | 44-40 | 1-0 |

Neutral: 1-0

La Salle (13-2)

| Date | Site | W/L | VC-LS | Series |
|----------|------|-----|---------|--------|
| 3/17/83 | N7 | W | 76-67 | 1-0 |
| 12/22/03 | A | W | 55-54 | 2-0 |
| 12/18/04 | HS | W | 63-52 | 3-0 |
| 1/26/13 | HS | L | 61-69 | 3-1 |
| 1/25/14 | A | W | 97-89** | 4-1 |
| 2/11/15 | HS | L | 69-74** | 4-2 |
| 2/3/16 | A | W | 88-70 | 5-2 |
| 1/22/17 | HS | W | 90-52 | 6-2 |
| 1/6/18 | A | W | 80-74 | 7-2 |
| 1/9/19 | HS | W | 69-63 | 8-2 |
| 1/25/20 | A | W | 76-65 | 9-2 |
| 1/30/21 | HS | W | 73-62 | 10-2 |
| 1/8/22 | A | W | 85-66 | 11-2 |
| 12/31/22 | HS | W | 80-67 | 12-2 |
| 1/13/24 | A | W | 71-65 | 13-2 |

Home: 5-2 (Siegel Center 5-2) Away: 7-0

Neutral: 1-0

Lehigh (1-0)

| Date | Site | W/L | VC-LU | Series |
|--------|------|-----|-------|--------|
| 1/5/13 | HS | W | 59-55 | 1-0 |

Home: 1-0 (Siegel Center: 1-0)

Liberty (7-1)

| Date | Site | W/L | VC-LU | Series |
|----------|------|-----|-------|--------|
| 3/1/77 | HF | W | 85-74 | 1-0 |
| 1/5/93 | HR | W | 88-75 | 2-0 |
| 12/4/93 | A | W | 93-68 | 3-0 |
| 11/30/94 | HR | W | 62-45 | 4-0 |
| 12/2/95 | A | L | 71-86 | 4-1 |
| 12/12/98 | HR | W | 95-68 | 5-1 |
| 12/27/15 | H | W | 85-57 | 6-1 |
| 11/15/16 | A | W | 64-59 | 7-1 |

Home: 5-0 Away: 2-1

Long Beach State (2-0)

| Date | Site | W/L | VC-LB | Series |
|----------|------|-----|-------|--------|
| 1/23/93 | HR | W | 95-61 | 1-0 |
| 11/22/13 | N | W | 73-67 | 2-0 |

Home: 1-0 Neutral: 1-0

Long Island (1-1)

| Date | Site | W/L | VC-LI | Series |
|---------|------|-----|-------|--------|
| 12/2/69 | A | L | 67-72 | 0-1 |
| 3/13/81 | N3 | W | 85-69 | 1-1 |

Away: 0-1 Neutral: 1-0

Longwood (4-0)

| Date | Site | W/L | VC-LU | Series |
|----------|------|-----|-------|--------|
| 12/22/05 | HS | W | 91-80 | 1-0 |
| 11/13/06 | A | W | 75-63 | 2-0 |
| 12/15/07 | HS | W | 78-45 | 3-0 |
| 12/21/12 | HS | W | 93-56 | 4-0 |

Home: 3-0 (Siegel Center: 3-0)

Away: 1-0

Louisville (5-10)

| Date | Site | W/L | VC-UL | Series |
|---------|------|-----|--------|--------|
| 12/6/76 | A | L | 60-89 | 0-1 |
| 12/1/84 | A | L | 55-67 | 0-2 |
| 1/9/92 | HR | W | 66-57 | 1-2 |
| 2/18/92 | A | L | 71-89 | 1-3 |
| 3/13/92 | AM2 | W | 74-65 | 2-3 |
| 1/14/93 | A | L | 68-77 | 2-4 |
| 1/30/93 | HR | L | 88-90* | 2-5 |
| 3/14/93 | AM2 | L | 78-90 | 2-6 |
| 1/8/94 | A | W | 93-89* | 3-6 |

| | | | | |
|----------|-----|---|-------|------|
| 1/29/94 | HR | L | 74-94 | 3-7 |
| 1/5/95 | HR | W | 67-63 | 4-7 |
| 3/5/95 | A | L | 64-80 | 4-8 |
| 3/10/95 | AM2 | L | 61-84 | 4-9 |
| 11/25/95 | N35 | L | 74-83 | 4-10 |
| 11/19/99 | HS | W | 79-74 | 5-10 |

Home: 3-2 (Siegel Center: 1-0)

Away: 2-7 Neutral: 0-1

Louisiana Monroe (1-0)

| Date | Site | W/L | VC-LM | Series |
|----------|------|-----|-------|--------|
| 12/22/16 | H | W | 78-65 | 1-0 |

Home: 1-0

Loyola Chicago (2-0)

| Date | Site | W/L | VC-LUC | Series |
|---------|------|-----|--------|--------|
| 1/10/23 | A | W | 78-64 | 1-0 |
| 1/23/24 | HS | W | 74-67 | 2-0 |

Home: 1-0 Away: 1-0

Loyola (Md.) (1-0)

| Date | Site | W/L | VC-LOY | Series |
|----------|------|-----|--------|--------|
| 12/29/19 | HS | W | 85-51 | 1-0 |

Home: 1-0 (Siegel Center: 1-0)

Loyola (La.) (1-2)

| Date | Site | W/L | VC-LC | Series |
|---------|------|-----|--------|--------|
| 1/24/70 | A | L | 99-121 | 0-1 |
| 1/30/71 | A | L | 96-99 | 0-2 |
| 2/21/72 | HR | W | 112-99 | 1-2 |

Home: 1-0 Away: 0-2

LSU (2-0)

| Date | Site | W/L | VC-LS | Series |
|----------|------|-----|-------|--------|
| 11/25/16 | N | W | 85-74 | 1-0 |
| 11/13/19 | HS | W | 84-82 | 2-0 |

Home: 1-0 (Siegel Center: 1-0) Neutral: 1-0

Maine (1-1)

| Date | Site | W/L | VC-UM | Series |
|---------|------|-----|-------|--------|
| 1/11/75 | A | L | 90-91 | 0-1 |
| 2/6/76 | HF | W | 92-82 | 1-1 |

Home: 1-0 Away: 0-1

Manhattan (1-0)

| Date | Site | W/L | VC-MC | Series |
|---------|------|-----|-------|--------|
| 11/7/22 | HS | W | 73-56 | 1-0 |

Home: 1-0

Marist (1-0)

| Date | Site | W/L | VC-MC | Series |
|---------|------|-----|-------|--------|
| 12/4/92 | N23 | W | 86-61 | 1-0 |

Neutral: 1-0

Marquette (2-1)

| Date | Site | W/L | VC-MU | Series |
|----------|------|-----|-------|--------|
| 1/27/86 | HR | W | 61-56 | 1-0 |
| 1/10/87 | A | W | 63-60 | 2-0 |
| 11/20/17 | N | L | 83-94 | 2-1 |

Home: 1-0 Away: 1-0 Neutral: 0-1

Marshall (2-0)

| Date | Site | W/L | VC-MU | Series |
|---------|------|-----|-------|--------|
| 3/15/85 | N1 | W | 81-65 | 1-0 |
| 3/18/88 | AN | W | 81-80 | 2-0 |

Away: 1-0 Neutral: 1-0

Maryland (1-0)

| Date | Site | W/L | VC-MD | Series |
|---------|------|-----|-------|--------|
| 12/2/07 | N41 | W | 85-76 | 1-0 |

Neutral: 1-0

Maryland-Eastern Shore (7-1)

| Date | Site | W/L | VC-ME | Series |
|----------|------|-----|--------|--------|
| 12/21/68 | N34 | L | 69-71 | 0-1 |
| 1/15/75 | HR | W | 89-57 | 1-1 |
| 2/17/75 | A | W | 85-75 | 2-1 |
| 1/16/76 | HR | W | 92-68 | 3-1 |
| 11/23/98 | HR | W | 87-71 | 4-1 |
| 11/9/07 | HS | W | 70-51 | 5-1 |
| 11/20/14 | HS | W | 106-66 | 6-1 |
| 12/22/23 | HS | W | 75-51 | 7-1 |

Home: 6-0 (3-0 Siegel Center) Away: 1-0 Neutral: 0-1

Massachusetts (10-4)

| Date | Site | W/L | VC-MA | Series |
|---------|------|-----|-------|--------|
| 2/14/13 | HS | W | 86-68 | 1-0 |
| 3/16/13 | N | W | 71-62 | 2-0 |
| 2/21/13 | A | L | 75-80 | 2-1 |
| 2/21/15 | HS | W | 78-72 | 3-1 |
| 2/11/16 | A | L | 63-69 | 3-2 |
| 3/11/16 | N | W | 85-70 | 4-2 |
| 1/7/17 | HS | W | 81-64 | 5-2 |
| 2/21/18 | A | W | 82-78 | 6-2 |
| 1/19/19 | HS | W | 68-50 | 7-2 |
| 2/26/20 | A | L | 52-60 | 7-3 |
| 2/26/22 | A | W | 77-62 | 8-3 |
| 1/17/23 | HS | W | 83-55 | 9-3 |
| 2/20/24 | A | L | 52-74 | 9-4 |
| 3/14/24 | N | W | 73-59 | 10-4 |

Home: 5-0 (Siegel Center 5-0) Away: 2-4 Neutral: 3-0

Memphis (3-6)

| Date | Site | W/L | VC-MU | Series |
|----------|------|-----|--------|--------|
| 1/3/76 | A | L | 72-92 | 0-1 |
| 2/23/85 | A | L | 73-81 | 0-2 |
| 1/28/89 | A | L | 69-89 | 0-3 |
| 2/5/90 | HR | W | 70-69* | 1-3 |
| 2/25/92 | A | L | 58-85 | 1-4 |
| 11/22/12 | N | W | 78-65 | 2-4 |
| 11/27/20 | N | W | 70-59 | 3-4 |
| 11/20/22 | A | L | 47-62 | 3-5 |
| 12/6/23 | HS | L | 80-85* | 3-6 |

Home: 1-1 Away: 0-5 Neutral: 2-0

Mercer (4-1)

| Date | Site | W/L | VC-MC | Series |
|----------|------|-----|--------|--------|
| 1/4/74 | A | L | 89-90 | 0-1 |
| 2/25/74 | HR | W | 100-92 | 1-1 |
| 2/8/75 | HR | W | 95-75 | 2-1 |
| 2/22/75 | A | W | 68-63 | 3-1 |
| 11/24/89 | HR | W | 79-60 | 4-1 |

Home: 3-0 Away: 1-1

Methodist (3-0)

| Date | Site | W/L | VC-MC | Series |
|---------|------|-----|-------|--------|
| 1/12/77 | HF | W | 81-64 | 1-0 |
| 12/8/77 | HF | W | 94-71 | 2-0 |
| 12/4/78 | HF | W | 82-47 | 3-0 |

Home: 3-0

McNeese State (0-1)

| Date | Site | W/L | VC-MS | Series |
|---------|------|-----|-------|--------|
| 11/6/23 | HS | L | 65-76 | 0-1 |

Home: 0-1 Away: 0-0 Neutral: 0-0

Miami (Fla.) (1-3)

| Date | Site | W/L | VC-UM | Series |
|----------|------|-----|-------|--------|
| 1/22/88 | HR | L | 93-96 | 0-1 |
| 1/9/89 | A | W | 87-77 | 1-1 |
| 2/9/91 | A | L | 58-73 | 1-2 |
| 11/16/07 | N40 | L | 63-69 | 1-3 |

Home: 0-1 Away: 1-1 Neutral: 0-1

Miami (Ohio) (0-2)

| Date | Site | W/L | VC-MU | Series |
|----------|------|-----|-------|--------|
| 11/23/96 | HR | L | 66-69 | 0-1 |
| 12/6/97 | A | L | 75-85 | 0-2 |

Home: 0-1 Away: 0-1

Michigan (0-1)

| Date | Site | W/L | VC-MI | Series |
|---------|------|-----|-------|--------|
| 3/23/13 | N | L | 53-78 | 0-1 |

Neutral: 0-1

Michigan State (1-0)

| Date | Site | W/L | VC-MS | Series |
|----------|------|-----|-------|--------|
| 12/30/75 | HR7 | W | 80-75 | 1-0 |

Home: 1-0

Middle Tennessee (3-3)

| Date | Site | W/L | VC-MT | Series |
|----------|------|-----|--------|--------|
| 12/11/73 | A | L | 80-102 | 0-1 |
| 12/11/76 | HR | L | 50-59 | 0-2 |
| 1/2/04 | HS | W | 66-61 | 1-2 |
| 1/2/05 | A | L | 55-59 | 1-3 |
| 12/2/15 | A | W | 62-56 | 2-3 |
| 12/17/16 | H | W | 80-77 | 3-3 |

Home: 2-1 (Siegel Center: 2-0) Away: 1-2

Minnesota (1-0)

| Date | Site | W/L | VC-UM | Series |
|----------|------|-----|-------|--------|
| 12/28/70 | HF | W | 63-56 | 1-0 |

Home: 1-0

Mississippi (0-4)

| Date | Site | W/L | VC-UM | Series |
|----------|------|-----|--------|--------|
| 12/7/99 | A | L | 62-75 | 0-1 |
| 11/25/00 | HS | L | 84-88* | 0-2 |
| 12/14/02 | A | L | 68-82 | 0-3 |
| 12/29/04 | HS | L | 62-63 | 0-4 |

Home: 0-2 (Siegel Center: 0-2) Away: 0-2

Mississippi State (0-1)

| Date | Site | W/L | VC-UM | Series |
|---------|------|-----|-------|--------|
| 3/14/96 | N9 | L | 51-58 | 0-1 |

Neutral: 0-1

Missouri (0-2)

| Date | Site | W/L | VC-MU | Series |
|----------|------|-----|-------|--------|
| 12/9/71 | A | L | 66-73 | 0-1 |
| 11/24/12 | N | L | 65-68 | 0-2 |

Away: 0-1 Neutral: 0-1

Missouri State (1-0)

| Date | Site | W/L | VC-MSU | Series |
|----------|------|-----|--------|--------|
| 12/15/19 | HS | W | 61-51 | 1-0 |

Home: 1-0 (Siegel Center (1-0))

Morehead State (1-1)

| Date | Site | W/L | VC-MS | Series |
|---------|------|-----|--------|--------|
| 12/5/72 | A | L | 90-103 | 0-1 |
| 12/4/73 | HR | W | 116-85 | 1-1 |

Home: 1-0 Away: 0-1

Morgan State (2-0)

| Date | Site | W/L | VC-MS | Series |
|----------|------|-----|-------|--------|
| 12/8/86 | HR | W | 75-43 | 1-0 |
| 11/12/22 | HS | W | 69-54 | 2-0 |

Home: 2-0

Mount St. Mary's (4-0)

| Date | Site | W/L | VC-MS | Series |
|----------|------|-----|-------|--------|
| 1/6/71 | HF | W | 97-78 | 1-0 |
| 2/2/72 | A | W | 95-65 | 2-0 |
| 12/28/94 | HR | W | 79-55 | 3-0 |
| 12/5/20 | HS | W | 60-42 | 4-0 |

Home: 3-0 Away: 1-0

Murray State (2-0)

| Date | Site | W/L | VC-MS | Series |
|----------|------|-----|-------|--------|
| 1/15/92 | A | W | 91-90 | 1-0 |
| 12/22/93 | HR | W | 83-77 | 2-0 |

Home: 1-0 Away: 1-0

Navy (3-0)

| Date | Site | W/L | VC-NA | Series |
|----------|------|-----|--------|--------|
| 1/20/79 | A | W | 47-42* | 1-0 |
| 1/9/80 | HR | W | 87-67 | 2-0 |
| 12/21/22 | HS | W | 74-52 | 3-0 |

Home: 2-0 (1-0 Siegel Center) Away: 1-0

Nevada (1-1)

| Date | Site | W/L | VC-NA | Series |
|----------|------|-----|-------|--------|
| 2/20/09 | A | L | 70-71 | 0-1 |
| 11/27/09 | HS | W | 85-76 | 1-1 |

Home: 1-0 (Siegel Center: 1-0) Away: 0-1

New Hampshire (4-0)

| Date | Site | W/L | VC-NH | Series |
|----------|------|-----|--------|--------|
| 11/24/90 | HR | W | 80-58 | 1-0 |
| 2/11/92 | A | W | 42-37 | 2-0 |
| 12/1/92 | HR | W | 103-68 | 3-0 |
| 12/30/10 | HS | W | 78-65 | 4-0 |

Home: 3-0 (Siegel Center: 1-0) Away: 1-0

New Mexico (1-0)

| Date | Site | W/L | VC-NM | Series |
|----------|------|-----|-------|--------|
| 11/29/08 | N | W | 67-55 | 1-0 |

Neutral: 1-0

New Orleans (3-2)

| Date | Site | W/L | VC-NO | Series |
|----------|------|-----|-------|--------|
| 1/24/80 | A | W | 83-71 | 1-0 |
| 2/4/80 | HR | W | 72-64 | 2-0 |
| 11/27/94 | N22 | W | 65-62 | 3-0 |
| 12/28/95 | A29 | L | 75-92 | 3-1 |
| 12/18/96 | HR | L | 46-61 | 3-2 |

Home: 1-1 Away: 1-1 Neutral: 1-0

New York Tech (0-1)

| Date | Site | W/L | VC-NY | Series |
|----------|------|-----|--------|--------|
| 12/19/68 | N34 | L | 81-103 | 0-1 |

Neutral: 0-1

Newport News Apprentice (1-0)

| Date | Site | W/L | VC-NN | Series |
|---------|------|-----|-------|--------|
| 12/9/68 | HF | W | 78-69 | 1-0 |

Home: 1-0

Norfolk State (4-2)

| Date | Site | W/L | VC-NS | Series |
|----------|------|-----|--------|--------|
| 1/10/72 | A | L | 97-109 | 0-1 |
| 1/15/73 | A | W | 92-91 | 1-1 |
| 12/28/77 | HR | W | 77-67 | 2-1 |
| 12/17/97 | HR | W | 70-59 | 3-1 |
| 12/19/98 | HR | W | 104-94 | 4-1 |
| 12/1/23 | HS | L | 60-63 | 4-2 |

Home: 3-1 (Siegel Center: 0-1) Away: 1-1

North Carolina A&T (9-0)

| Date | Site | W/L | VC-NC | Series |
|----------|------|-----|--------|--------|
| 1/27/73 | HR | W | 79-78 | 1-0 |
| 11/29/76 | HR | W | 86-57 | 2-0 |
| 1/5/77 | A | W | 63-58 | 3-0 |
| 12/30/99 | HS | W | 78-61 | 4-0 |
| 11/28/00 | HS | W | 81-61 | 5-0 |
| 11/29/01 | HS | W | 66-53 | 6-0 |
| 12/3/02 | HS | W | 76-48 | 7-0 |
| 12/15/03 | HS | W | 105-51 | 8-0 |
| 12/9/20 | HS | W | 95-59 | 9-0 |

ALL-TIME SERIES BREAKDOWNS

Home: 8-0 (Siegel Center: 6-0) Away: 1-0

North Carolina Central (1-0)

| Date | Site | W/L | VC-NC | Series |
|----------|------|-----|-------|--------|
| 12/11/78 | HF | W | 88-70 | 1-0 |

Home: 1-0

UNC Asheville (2-0)

| Date | Site | W/L | VC-NC | Series |
|----------|------|-----|--------|--------|
| 2/4/74 | HF | W | 111-70 | 1-0 |
| 11/11/16 | H | W | 80-65 | 2-0 |

Home: 2-0

UNC Greensboro (2-0)

| Date | Site | W/L | VC-NC | Series |
|----------|------|-----|--------|--------|
| 11/12/10 | HS | W | 101-86 | 1-0 |
| 12/22/11 | A | W | 80-68 | 2-0 |

Home: 1-0 Away: 1-0

UNC Wilmington (25-17)

| Date | Site | W/L | VC-NC | Series |
|----------|------|-----|--------|--------|
| 1/9/71 | HF | W | 114-66 | 1-0 |
| 2/20/71 | A | W | 104-75 | 2-0 |
| 11/30/85 | N24 | W | 76-75 | 3-0 |
| 1/29/96 | A | W | 63-45 | 4-0 |
| 2/21/96 | HR | W | 63-44 | 5-0 |
| 3/4/96 | HR3 | W | 46-43 | 6-0 |
| 1/11/97 | NR | W | 75-53 | 7-0 |
| 2/19/97 | A | L | 81-91 | 7-1 |
| 1/12/98 | HR | L | 58-67 | 7-2 |
| 2/18/98 | A | L | 63-85 | 7-3 |
| 2/27/98 | HR3 | L | 63-69 | 7-4 |
| 1/13/99 | A | L | 48-65 | 7-5 |
| 1/27/99 | HR | W | 75-60 | 8-5 |
| 1/19/00 | A | L | 61-71 | 8-6 |
| 2/12/00 | HS | W | 55-54* | 9-6 |
| 3/4/00 | NC | L | 57-66 | 9-7 |
| 1/22/01 | HS | W | 70-55 | 10-7 |
| 2/21/01 | A | L | 44-65 | 10-8 |
| 1/26/02 | HS | W | 74-68 | 11-8 |
| 2/23/02 | A | L | 62-73 | 11-9 |
| 3/4/02 | NC | L | 66-51 | 11-10 |
| 1/25/03 | HS | L | 50-81 | 11-11 |
| 3/1/03 | A | L | 63-80 | 11-12 |
| 1/14/04 | A | L | 52-72 | 11-13 |
| 2/7/04 | HS | W | 49-41 | 12-13 |
| 12/5/04 | A | L | 63-68 | 12-14 |
| 2/26/05 | HS | W | 72-71* | 13-14 |
| 3/6/05 | NC | W | 55-46 | 14-14 |
| 12/4/05 | A | L | 40-60 | 14-15 |
| 2/23/06 | HS | L | 54-61 | 14-16 |
| 1/17/07 | HS | W | 74-65 | 15-16 |
| 2/14/07 | A | W | 78-68 | 16-16 |
| 1/5/08 | A | W | 72-57 | 17-16 |
| 2/27/08 | HS | W | 72-58 | 18-16 |
| 1/5/09 | HS | W | 88-59 | 19-16 |
| 2/4/09 | A | L | 72-81 | 19-17 |
| 1/2/10 | HS | W | 91-57 | 20-17 |
| 2/3/10 | A | W | 73-60 | 21-17 |
| 1/8/11 | A | W | 82-64 | 22-17 |
| 1/29/11 | HS | W | 79-70 | 23-17 |
| 12/17/11 | HS | W | 87-64 | 24-17 |
| 2/22/12 | A | W | 63-59 | 25-17 |

Home: 16-4 (Siegel Center: 12-2)

Away: 7-11 Neutral: 3-2

North Florida (2-0)

| Date | Site | W/L | VC-NF | Series |
|----------|------|-----|-------|--------|
| 12/30/15 | HS | W | 80-68 | 1-0 |
| 11/13/17 | HS | W | 95-85 | 2-0 |

Home: 2-0

North Texas (1-1)

| Date | Site | W/L | VC-NT | Series |
|---------|------|-----|-------|--------|
| 1/24/76 | A | L | 72-89 | 0-1 |
| 11/8/19 | HS | W | 59-56 | 1-1 |

Home: 1-0 (Siegel Center: 1-0) Away: 0-1

Northeastern (9-6)

| Date | Site | W/L | VC-NU | Series |
|----------|------|-----|--------|--------|
| 12/20/75 | HR | W | 102-81 | 1-0 |
| 3/16/84 | N5 | W | 70-69 | 2-0 |
| 1/5/91 | HR | L | 59-61 | 2-1 |
| 1/4/92 | A | W | 57-47 | 3-1 |
| 2/4/06 | A | L | 74-79 | 3-2 |
| 1/8/08 | H | W | 64-44 | 4-2 |
| 2/20/08 | A | W | 66-62 | 5-2 |
| 1/27/09 | H | L | 63-68 | 5-3 |
| 1/4/10 | H | L | 57-62 | 5-4 |
| 1/23/10 | A | L | 62-74 | 5-5 |
| 1/15/11 | H | W | 73-64 | 6-5 |
| 2/2/11 | A | L | 80-91 | 6-6 |
| 2/4/12 | H | W | 59-56 | 7-6 |
| 3/3/12 | NC | W | 75-65 | 8-6 |
| 11/29/13 | H | W | 79-66 | 9-6 |

Home: 5-3 (Siegel Center: 4-2)

Away: 2-3 Neutral: 2-0

Northeastern Illinois (1-0)

| Date | Site | W/L | VC-NI | Series |
|--------|------|-----|-------|--------|
| 2/8/74 | HF | W | 98-76 | 1-0 |

Home: 1-0

Northeastern Louisiana (1-0)

| Date | Site | W/L | VC-NL | Series |
|----------|------|-----|-------|--------|
| 12/19/74 | HF | W | 83-75 | 1-0 |

Home: 1-0

Northern Illinois (2-1)

| Date | Site | W/L | VC-NI | Series |
|----------|------|-----|-------|--------|
| 1/30/73 | A | L | 81-91 | 0-1 |
| 12/8/73 | HR | W | 87-71 | 1-1 |
| 12/17/22 | HS | W | 90-63 | 2-1 |

Home: 2-0 (1-0 Siegel Center) Away: 0-1

Northern Iowa (2-1)

| Date | Site | W/L | VC-NI | Series |
|----------|------|-----|-----------|--------|
| 2/17/12 | HS | W | 77-68 | 1-0 |
| 12/14/13 | A | L | 68-68 | 1-1 |
| 12/13/14 | H | W | 93-87(OT) | 2-1 |

Home: 2-0 (Siegel Center: 2-0) Away: 0-1

Northwestern (0-1)

| Date | Site | W/L | VC-NU | Series |
|----------|------|-----|-------|--------|
| 11/14/01 | N21 | L | 73-78 | 0-1 |

Neutral: 0-1

Ohio (0-1)

| Date | Site | W/L | VC-OU | Series |
|---------|------|-----|-------|--------|
| 2/21/70 | A | L | 75-95 | 0-1 |

Away: 0-1

Ohio State (0-1)

| Date | Site | W/L | VC-OS | Series |
|---------|------|-----|-------|--------|
| 3/19/15 | N | L | 72-75 | 0-1 |

Neutral: 0-1

Oklahoma (2-3)

| Date | Site | W/L | VC-OU | Series |
|----------|------|-----|---------|--------|
| 12/8/90 | A | L | 105-141 | 0-1 |
| 1/20/94 | HR | W | 98-82 | 1-1 |
| 12/10/08 | N | L | 86-92 | 1-2 |
| 11/21/09 | HS | W | 67-66 | 2-2 |
| 3/20/16 | N | L | 81-85 | 2-3 |

Home: 2-0 (Seigel Center: 1-0)
Away: 0-1 Neutral: 0-2

Oklahoma City (1-0)

| Date | Site | W/L | VC-OC | Series |
|---------|------|-----|-------|--------|
| 1/31/76 | HR | W | 67-66 | 1-0 |

Home: 1-0

Oklahoma State (0-1)

| Date | Site | W/L | VC-OS | Series |
|---------|------|-----|-------|--------|
| 2/29/88 | A | L | 75-84 | 0-1 |

Away: 0-1

Old Dominion (53-44)

| Date | Site | W/L | VC-OD | Series |
|----------|------|-----|---------|--------|
| 2/5/69 | A | L | 69-101 | 0-1 |
| 12/1/69 | HF | L | 82-93 | 0-2 |
| 1/21/70 | A | L | 90-94 | 0-3 |
| 2/10/71 | HF | W | 79-71 | 1-3 |
| 2/27/71 | A | L | 85-98 | 1-4 |
| 12/17/77 | HR | W | 73-67 | 2-4 |
| 2/22/78 | A | W | 73-72 | 3-4 |
| 12/30/78 | HR6 | L | 68-70 | 3-5 |
| 1/17/79 | A | W | 95-87 | 4-5 |
| 2/15/79 | HR | L | 71-72* | 4-6 |
| 1/22/80 | HR | L | 64-68 | 4-7 |
| 2/2/80 | AH | L | 75-76 | 4-8 |
| 12/13/80 | A | W | 65-56 | 5-8 |
| 12/30/80 | HR6 | W | 61-44 | 6-8 |
| 2/10/81 | HR | W | 75-64 | 7-8 |
| 12/22/81 | HR | W | 61-55 | 8-8 |
| 1/30/82 | A | L | 58-61 | 8-9 |
| 12/29/82 | HR6 | L | 85-90 | 8-10 |
| 1/11/83 | AH | L | 62-67 | 8-11 |
| 12/29/83 | HR6 | W | 83-51 | 9-11 |
| 1/28/84 | A | L | 54-56* | 9-12 |
| 2/25/84 | HR | L | 55-57 | 9-13 |
| 2/16/85 | HR | W | 90-71 | 10-13 |
| 2/25/85 | A | W | 78-66 | 11-13 |
| 3/3/85 | NS4 | W | 87-82 | 12-13 |
| 12/21/85 | HR6 | L | 55-67 | 12-14 |
| 1/18/86 | A | L | 49-50 | 12-15 |
| 2/13/86 | HR | L | 56-61 | 12-16 |
| 1/8/87 | A | W | 77-64 | 13-16 |
| 2/14/87 | HR | W | 78-66 | 14-16 |
| 1/16/88 | A | L | 67-71 | 14-17 |
| 2/20/88 | HR | W | 82-77 | 15-17 |
| 3/6/88 | HR2 | W | 91-69 | 16-17 |
| 1/14/89 | HR | W | 101-93* | 17-17 |
| 1/23/89 | A | L | 87-99 | 17-18 |
| 12/21/89 | HR6 | L | 67-77 | 17-19 |
| 1/20/90 | A | W | 55-49 | 18-19 |
| 2/24/90 | HR | L | 62-80 | 18-20 |
| 1/12/90 | A | W | 62-60 | 19-20 |
| 2/2/91 | HR | W | 60-58 | 20-20 |
| 12/7/91 | A | W | 98-83 | 21-20 |
| 12/29/91 | HR6 | L | 66-67 | 21-21 |
| 12/12/92 | AH | L | 65-81 | 21-22 |
| 3/18/93 | ANIT | L | 68-74 | 21-23 |
| 1/31/94 | AH | L | 74-79 | 21-24 |
| 2/6/95 | AH | W | 81-67 | 22-24 |
| 1/6/96 | A | W | 85-70 | 23-24 |
| 2/3/96 | HR | W | 85-76* | 24-24 |
| 1/18/97 | NR | L | 65-82 | 24-25 |
| 2/15/97 | A | L | 70-75 | 24-26 |
| 1/17/98 | A | W | 61-55 | 25-26 |
| 1/31/98 | HR | L | 56-69 | 25-27 |
| 1/9/99 | HR | L | 72-82 | 25-28 |
| 1/30/99 | A | L | 72-76 | 25-29 |
| 2/27/99 | HR3 | L | 49-66 | 25-30 |
| 1/5/00 | HS | W | 73-67* | 26-30 |
| 1/29/00 | A | L | 69-72 | 26-31 |
| 1/20/01 | A | L | 65-77 | 26-32 |
| 2/24/01 | HS | W | 74-53 | 27-32 |
| 1/19/02 | A | W | 79-77* | 28-32 |

| | | | | |
|----------|----|---|--------|-------|
| 2/9/02 | HS | W | 73-66 | 29-32 |
| 3/2/02 | NC | W | 58-54 | 30-32 |
| 1/4/03 | HS | W | 73-64 | 31-32 |
| 2/1/03 | A | W | 72-69 | 32-32 |
| 1/21/04 | A | W | 75-67 | 33-32 |
| 2/21/04 | HS | W | 78-72 | 34-32 |
| 3/7/04 | NC | W | 84-67 | 35-32 |
| 1/29/05 | HS | W | 75-71 | 36-32 |
| 2/12/05 | A | L | 76-82 | 36-33 |
| 3/7/05 | NC | L | 66-73* | 36-34 |
| 1/14/06 | A | L | 75-78 | 36-35 |
| 2/11/06 | HS | W | 80-74 | 37-35 |
| 1/20/07 | HS | W | 80-75 | 38-35 |
| 2/10/07 | A | L | 63-79 | 38-36 |
| 1/19/08 | A | W | 78-68 | 39-36 |
| 2/16/08 | HS | L | 66-67 | 39-37 |
| 1/17/09 | HS | W | 61-44 | 40-37 |
| 2/14/09 | A | L | 65-69 | 40-38 |
| 3/8/09 | NC | W | 61-53 | 41-38 |
| 2/6/10 | HS | W | 70-58 | 42-38 |
| 2/27/10 | A | L | 70-73 | 42-39 |
| 3/7/10 | NC | L | 69-73* | 42-40 |
| 1/22/11 | A | W | 59-50 | 43-40 |
| 2/12/11 | HS | L | 59-70 | 43-41 |
| 3/7/11 | NC | L | 65-70 | 43-42 |
| 1/21/12 | HS | W | 61-48 | 44-42 |
| 2/11/12 | A | W | 68-64 | 45-42 |
| 12/7/12 | A | W | 83-70 | 46-42 |
| 12/8/13 | HS | W | 69-48 | 47-42 |
| 11/29/14 | A | L | 67-73 | 47-43 |
| 11/28/15 | HS | W | 76-67 | 48-43 |
| 12/10/16 | A | W | 67-64 | 49-43 |
| 12/2/17 | HS | W | 82-75 | 50-43 |
| 11/28/18 | A | L | 52-62 | 50-44 |
| 12/7/19 | HS | W | 69-57 | 51-44 |
| 12/12/20 | HS | W | 77-54 | 52-44 |
| 12/11/21 | A | W | 75-66 | 53-44 |

Home: 29-16 (Siegel Center: 16-2)
Away: 20-24 Neutral: 4-4

Oral Roberts (0-2)

| Date | Site | W/L | VC-OR | Series |
|---------|------|-----|-------|--------|
| 1/26/76 | A | L | 68-84 | 0-1 |
| 1/29/77 | A | L | 52-72 | 0-2 |

Away: 0-2

Oregon (1-0)

| Date | Site | W/L | VC-OR | Series |
|----------|------|-----|-------|--------|
| 11/25/14 | N | W | 77-63 | 1-0 |

Neutral: 1-0

Oregon State (1-0)

| Date | Site | W/L | VC-OS | Series |
|---------|------|-----|-------|--------|
| 3/18/16 | N | W | 75-67 | 1-0 |

Neutral: 1-0

Pacific (0-1)

| Date | Site | W/L | VC-UP | Series |
|----------|------|-----|-------|--------|
| 12/26/73 | A | L | 75-80 | 0-1 |

Away: 0-1

Pembroke State (2-0)

| Date | Site | W/L | VC-PS | Series |
|----------|------|-----|-------|--------|
| 12/14/68 | A | W | 86-77 | 1-0 |
| 1/11/89 | HR | W | 72-57 | 2-0 |

Home: 1-0 Away: 1-0

Penn State (1-1)

| Date | Site | W/L | VC-PS | Series |
|----------|------|-----|-------|--------|
| 12/2/20 | A | L | 69-72 | 0-1 |
| 11/26/23 | N | W | 86-74 | 1-1 |

Away: 0-1 Neutral: 1-0

Pikeville (1-0)

| Date | Site | W/L | VC-PC | Series |
|---------|------|-----|--------|--------|
| 2/10/70 | HF | W | 106-80 | 1-0 |

Home: 1-0

Pittsburgh (4-2)

| Date | Site | W/L | VC-UP | Series |
|----------|------|-----|--------|--------|
| 12/9/95 | HR | L | 69-72 | 0-1 |
| 12/14/96 | A | W | 58-55 | 1-1 |
| 12/23/99 | A | W | 64-60 | 2-1 |
| 12/17/00 | HS | W | 76-73* | 3-1 |
| 3/17/07 | N12 | L | 79-84* | 3-2 |
| 11/17/22 | N | W | 71-67 | 4-2 |

Home: 1-1 Away: 2-0 Neutral: 1-1

Prairie View A&M (2-0)

| Date | Site | W/L | VC-PV | Series |
|----------|------|-----|-------|--------|
| 11/16/01 | N21 | W | 82-66 | 1-0 |
| 11/13/15 | H | W | 75-50 | 2-0 |

Home: 1-0 Neutral: 1-0

Princeton (1-0)

| Date | Site | W/L | VC-PU | Series |
|----------|------|-----|-------|--------|
| 11/29/16 | HS | W | 81-70 | 1-0 |
| 3/15/22 | HS | W | 90-79 | 2-0 |

Home: 2-0

Providence (0-1)

| Date | Site | W/L | VC-PC | Series |
|---------|------|-----|--------|--------|
| 12/8/69 | A | L | 71-103 | 0-1 |

Away: 0-1

Puerto Rico-Cayey (1-0)

| Date | Site | W/L | VC-PR | Series |
|----------|------|-----|-------|--------|
| 11/27/87 | N35 | W | 99-74 | 1-0 |

Neutral: 1-0

Purdue (1-1)

| Date | Site | W/L | VC-PU | Series |
|----------|------|-----|-------|--------|
| 3/20/11 | N15 | W | 94-76 | 1-0 |
| 11/29/19 | N | L | 56-59 | 1-1 |

Neutral: 1-1

Radford (8-3)

| Date | Site | W/L | VC-RU | Series |
|----------|------|-----|-------|--------|
| 12/12/89 | HR | W | 82-48 | 1-0 |
| 11/26/91 | HR | W | 97-83 | 2-0 |
| 12/9/91 | A | L | 71-72 | 2-1 |
| 12/1/93 | HR | W | 70-64 | 3-1 |
| 2/1/95 | HR | W | 93-66 | 4-1 |
| 12/2/96 | A | L | 77-81 | 4-2 |
| 12/8/98 | A | L | 62-86 | 4-3 |
| 12/18/99 | HR | W | 94-80 | 5-3 |
| 11/16/15 | HS | W | 92-74 | 6-3 |
| 12/14/22 | HS | W | 70-62 | 7-3 |
| 11/15/23 | HS | W | 73-50 | 8-3 |

Home: 8-0 Away: 0-3

Randolph-Macon (1-0)

| Date | Site | W/L | VC-RM | Series |
|---------|------|-----|-------|--------|
| 2/27/78 | HR | W | 74-53 | 1-0 |

Home: 1-0

Rhode Island (11-11)

| Date | Site | W/L | VC-RI | Series |
|----------|------|-----|-------|--------|
| 12/31/94 | HR | W | 74-58 | 1-0 |
| 12/16/95 | A | L | 63-68 | 1-1 |
| 11/22/09 | A | L | 86-92 | 1-2 |
| 12/02/10 | HS | W | 82-80 | 2-2 |
| 1/30/13 | HS | W | 70-64 | 3-2 |
| 2/6/14 | HS | W | 68-52 | 4-2 |
| 1/13/15 | A | W | 65-60 | 5-2 |
| 2/16/16 | HS | W | 83-67 | 6-2 |
| 2/25/17 | A | L | 59-69 | 6-3 |
| 3/12/17 | N | L | 63-70 | 6-4 |

| | | | | |
|---------|----|---|-------|-------|
| 2/2/18 | HS | L | 68-81 | 6-5 |
| 3/9/18 | N | L | 67-76 | 6-6 |
| 1/23/19 | A | L | 65-71 | 6-7 |
| 2/19/19 | HS | W | 76-42 | 7-7 |
| 3/15/19 | N | L | 70-75 | 7-8 |
| 1/11/20 | HS | L | 56-65 | 7-9 |
| 1/31/20 | A | L | 75-87 | 7-10 |
| 1/9/21 | HS | L | 68-83 | 7-11 |
| 2/3/21 | A | W | 63-62 | 8-11 |
| 2/8/22 | HS | W | 73-64 | 9-11 |
| 2/15/23 | A | W | 55-54 | 10-11 |
| 2/28/24 | HS | W | 88-67 | 11-11 |

Home: 8-3 (Siegel Center: 7-3) Away: 3-5
Neutral: 0-3

Richmond (60-33)

| Date | Site | W/L | VC-UR | Series |
|----------|------|-----|--------|--------|
| 1/29/76 | A | L | 65-71 | 0-1 |
| 2/10/76 | HR | L | 66-68 | 0-2 |
| 12/4/76 | HR | L | 66-68* | 0-3 |
| 12/30/76 | HR6 | L | 55-58 | 0-4 |
| 2/26/77 | A | L | 75-78* | 0-5 |
| 11/26/77 | HR6 | W | 79-62 | 1-5 |
| 1/21/78 | HR | W | 82-63 | 2-5 |
| 2/11/78 | HR6 | W | 67-66 | 3-5 |
| 12/7/78 | HR | W | 84-71 | 4-5 |
| 1/27/79 | A | W | 96-92 | 5-5 |
| 12/1/79 | ASC | W | 69-67 | 6-5 |
| 12/29/79 | HR6 | W | 86-71 | 7-5 |
| 2/20/80 | A | L | 67-76 | 7-6 |
| 12/9/80 | HR | W | 88-76 | 8-6 |
| 1/31/81 | A | W | 66-55 | 9-6 |
| 12/30/81 | HR6 | W | 59-53 | 10-6 |
| 2/8/82 | HR | W | 77-63 | 11-6 |
| 2/10/82 | A | L | 59-64 | 11-7 |
| 12/8/82 | HR | W | 54-48 | 12-7 |
| 12/30/82 | HR6 | W | 80-74 | 13-7 |
| 1/8/83 | A | W | 65-56 | 14-7 |
| 12/10/83 | HR | W | 59-45 | 15-7 |
| 12/30/83 | HR6 | W | 61-47 | 16-7 |
| 2/14/84 | A | L | 51-56 | 16-8 |
| 12/4/84 | A | W | 69-60 | 17-8 |
| 12/28/84 | HR6 | W | 68-52 | 18-8 |
| 12/3/85 | H | L | 59-64 | 18-9 |
| 12/20/85 | HR6 | L | 65-67* | 18-10 |
| 12/30/86 | HR6 | W | 60-57 | 19-10 |
| 1/22/87 | A | W | 79-66 | 20-10 |
| 12/18/87 | HR6 | L | 58-60 | 20-11 |
| 1/4/88 | H | W | 72-53 | 21-11 |
| 12/7/88 | A | L | 58-74 | 21-12 |
| 12/6/89 | H | L | 54-66 | 21-13 |
| 12/5/90 | A | L | 63-67 | 21-14 |
| 12/29/90 | HR6 | W | 72-66 | 22-14 |
| 12/4/91 | A | W | 73-70 | 23-14 |
| 12/28/91 | HR6 | L | 71-72 | 23-15 |
| 12/9/92 | A | W | 82-63 | 24-15 |
| 12/18/93 | H | L | 61-76 | 24-16 |
| 1/11/95 | A | W | 78-72 | 25-16 |
| 1/20/96 | H | W | 79-51 | 26-16 |
| 2/24/96 | A | W | 69-67 | 27-16 |
| 3/2/96 | HC | W | 89-55 | 28-16 |
| 1/25/97 | A | W | 86-71 | 29-16 |
| 2/24/97 | H | W | 56-45 | 30-16 |
| 1/24/98 | A | L | 52-56 | 30-17 |
| 2/21/98 | A | L | 61-67 | 30-18 |
| 1/23/99 | A | L | 64-68 | 30-19 |
| 2/13/99 | H | L | 72-78 | 30-20 |
| 2/26/99 | H | W | 64-57 | 31-20 |
| 2/8/00 | A | L | 57-69 | 31-21 |
| 2/26/00 | HS | W | 80-77* | 32-21 |
| 2/17/01 | A | L | 66-70 | 32-22 |
| 2/27/01 | HS | L | 54-72 | 32-23 |
| 12/1/01 | A | W | 65-54 | 33-23 |
| 12/7/02 | HS | W | 73-68* | 34-23 |

ALL-TIME SERIES BREAKDOWNS

| | | | | |
|----------|----|---|---------|-------|
| 12/3/03 | A | L | 52-70 | 34-24 |
| 12/11/04 | HS | W | 58-50 | 35-24 |
| 12/10/05 | HS | W | 49-37 | 36-24 |
| 12/9/06 | A | W | 68-54 | 37-24 |
| 12/8/07 | HS | W | 65-45 | 38-24 |
| 12/13/08 | A | W | 77-76 | 39-24 |
| 12/12/09 | HS | W | 65-57 | 40-24 |
| 12/11/10 | A | L | 60-72 | 40-25 |
| 12/9/11 | HS | W | 73-51 | 41-25 |
| 1/24/13 | A | L | 74-86* | 41-26 |
| 3/6/13 | HS | W | 93-82 | 42-26 |
| 2/1/14 | HS | W | 81-70 | 43-26 |
| 3/6/14 | A | W | 56-50 | 44-26 |
| 3/14/13 | N | W | 71-53 | 45-26 |
| 1/31/15 | HS | L | 55-64 | 45-27 |
| 2/25/15 | A | L | 63-67** | 45-28 |
| 3/13/15 | N | W | 70-67 | 46-28 |
| 1/16/16 | A | W | 94-89* | 47-28 |
| 2/19/16 | HS | W | 87-74 | 48-28 |
| 2/1/17 | HS | W | 81-74 | 49-28 |
| 2/17/17 | A | W | 84-73 | 50-28 |
| 3/11/17 | N | W | 87-77* | 51-28 |
| 1/17/18 | HS | L | 52-67 | 51-29 |
| 2/7/18 | A | L | 76-77 | 51-30 |
| 2/13/19 | HS | W | 81-60 | 52-30 |
| 3/2/19 | A | W | 69-66 | 53-30 |
| 1/28/20 | HS | W | 87-68 | 54-30 |
| 2/15/20 | A | L | 59-77 | 54-31 |
| 2/17/21 | HS | W | 68-56 | 55-31 |
| 1/29/22 | A | W | 64-62 | 56-31 |
| 2/18/22 | HS | W | 77-57 | 57-31 |
| 3/11/22 | N | L | 64-75 | 57-32 |
| 1/20/23 | A | W | 74-62 | 58-32 |
| 2/24/23 | HS | W | 73-58 | 59-32 |
| 2/3/24 | HS | W | 63-52 | 60-32 |
| 3/2/24 | A | L | 76-79 | 60-33 |

Home: 37-13 (Siegel Center: 17-3)

Away: 19-19 Neutral: 4-1

Rider (1-0)

| Date | Site | W/L | VC-RU | Series |
|----------|------|-----|-------|--------|
| 12/30/18 | HS | W | 90-79 | 1-0 |

Home: 1-0

Roanoke (0-1)

| Date | Site | W/L | VC-RC | Series |
|----------|------|-----|-------|--------|
| 12/27/68 | N26 | L | 59-84 | 0-1 |

Neutral: 0-1

Robert Morris (2-0)

| Date | Site | W/L | VC-RM | Series |
|----------|------|-----|-------|--------|
| 2/17/77 | HR | W | 97-70 | 1-0 |
| 12/17/82 | N32 | W | 94-79 | 2-0 |

Home: 1-0 Neutral: 1-0

Rutgers (3-0)

| Date | Site | W/L | VC-RU | Series |
|----------|------|-----|-------|--------|
| 2/8/87 | HR | W | 78-67 | 1-0 |
| 1/26/88 | A | W | 70-60 | 2-0 |
| 11/15/01 | N21 | W | 71-58 | 3-0 |

Home: 1-0 Away: 1-0 Neutral: 1-0

St. Bonaventure (8-10)

| Date | Site | W/L | VC-SB | Series |
|---------|------|-----|--------|--------|
| 3/4/78 | NE | L | 61-63 | 0-1 |
| 2/19/79 | A | L | 76-84 | 0-2 |
| 1/12/13 | A | W | 72-65 | 1-2 |
| 3/8/13 | HS | W | 86-67 | 2-2 |
| 2/7/15 | A | L | 71-73 | 2-3 |
| 1/24/16 | HS | W | 84-76 | 3-3 |
| 2/4/17 | A | W | 83-77* | 4-3 |
| 2/24/18 | HS | L | 63-68 | 4-4 |
| 2/9/19 | A | W | 85-55 | 5-4 |

| | | | | |
|---------|----|---|-------|------|
| 1/18/20 | HS | W | 91-63 | 6-4 |
| 1/20/21 | A | L | 54-70 | 6-5 |
| 2/12/21 | HS | W | 67-64 | 7-5 |
| 3/14/21 | N | L | 65-74 | 7-6 |
| 1/14/22 | A | L | 53-73 | 7-7 |
| 3/1/22 | HS | W | 74-51 | 8-7 |
| 1/28/23 | HS | L | 58-61 | 8-8 |
| 1/3/24 | HS | L | 78-89 | 8-9 |
| 1/30/24 | A | L | 62-67 | 8-10 |

Home: 5-3 (Siegel Center: 5-3)

Away: 3-5 Neutral: 0-2

Saint Francis (N.Y.) (0-1)

| Date | Site | W/L | VC-SF | Series |
|--------|------|-----|-------|--------|
| 1/5/79 | N36 | L | 61-65 | 0-1 |

Neutral: 0-1

Saint Francis (Pa.) (3-2)

| Date | Site | W/L | VC-SF | Series |
|----------|------|-----|--------|--------|
| 2/14/71 | A | L | 74-80 | 0-1 |
| 1/3/72 | HF | W | 109-94 | 1-1 |
| 1/23/90 | N22 | L | 71-82 | 1-2 |
| 11/11/11 | HS | W | 63-57 | 2-2 |
| 11/5/19 | HS | W | 72-58 | 3-2 |

Home: 3-0 (Siegel Center: 2-0)

Away: 0-1 Neutral: 0-1

St. John's (1-1)

| Date | Site | W/L | VC-SJ | Series |
|----------|------|-----|--------|--------|
| 11/24/16 | N | W | 75-69 | 1-0 |
| 11/20/18 | N | L | 86-87* | 1-1 |

Neutral: 1-1

Saint Joseph's (13-5)

| Date | Site | W/L | VC-SJ | Series |
|----------|------|-----|--------|--------|
| 1/27/82 | A | L | 52-60 | 0-1 |
| 12/4/82 | HR | W | 75-64 | 1-1 |
| 1/17/13 | HS | W | 92-86* | 2-1 |
| 3/15/13 | N | W | 82-79 | 3-1 |
| 2/8/14 | A | L | 62-69 | 3-2 |
| 3/16/14 | N | L | 61-65 | 3-3 |
| 1/10/15 | HS | W | 89-74 | 4-3 |
| 1/5/16 | A | W | 85-82 | 5-3 |
| 3/13/16 | N | L | 74-87 | 5-4 |
| 2/14/17 | HS | W | 91-81 | 6-4 |
| 1/3/18 | A | L | 81-87* | 6-5 |
| 3/8/19 | HS | W | 75-63 | 7-5 |
| 1/21/20 | A | W | 73-60 | 8-5 |
| 12/30/20 | A | W | 80-64 | 9-5 |
| 1/22/22 | HS | W | 70-54 | 10-5 |
| 2/21/23 | A | W | 88-63 | 11-5 |
| 2/25/24 | HS | W | 73-69 | 12-5 |
| 3/16/24 | N | W | 66-60 | 13-5 |

Home: 7-0 (Siegel Center 6-0) Away: 5-3

Neutral: 1-2

Saint Louis (16-5)

| Date | Site | W/L | VC-SL | Series |
|---------|------|-----|--------|--------|
| 3/29/10 | HS | W | 68-56 | 1-0 |
| 3/31/10 | A | W | 71-65 | 2-0 |
| 2/19/13 | A | L | 62-76 | 2-1 |
| 3/17/13 | N | L | 56-62 | 2-2 |
| 2/15/14 | A | L | 62-64 | 2-3 |
| 3/1/14 | HS | W | 67-56 | 3-3 |
| 1/23/15 | A | W | 63-61 | 4-3 |
| 2/17/15 | HS | W | 74-54 | 5-3 |
| 1/10/16 | A | W | 72-56 | 6-3 |
| 2/13/16 | HS | W | 85-52 | 7-3 |
| 2/22/17 | HS | W | 64-50 | 8-3 |
| 1/23/18 | A | W | 75-74* | 9-3 |
| 2/26/19 | HS | W | 71-65 | 10-3 |
| 2/21/20 | A | L | 62-80 | 10-4 |
| 2/23/21 | HS | W | 67-65 | 11-4 |

| | | | | |
|---------|----|---|-------|------|
| 3/5/22 | A | L | 65-69 | 11-5 |
| 2/3/23 | A | W | 73-65 | 12-5 |
| 2/28/23 | HS | W | 79-67 | 13-5 |
| 3/11/23 | N | W | 90-78 | 14-5 |
| 1/19/24 | HS | W | 85-61 | 15-5 |
| 2/16/24 | A | W | 95-85 | 16-5 |

Home: 9-0 (Siegel Center: 8-0) Away: 6-4

Neutral: 1-1

Saint Mary's (Calif.) (0-2)

| Date | Site | W/L | VC-SM | Series |
|---------|------|-----|-------|--------|
| 3/16/17 | N | L | 77-85 | 0-1 |
| 3/17/23 | N | L | 51-63 | 0-2 |

Neutral: 0-2

Saint Mary's (Md.) (2-0)

| Date | Site | W/L | VC-SM | Series |
|---------|------|-----|--------|--------|
| 1/18/74 | HR | W | 117-91 | 1-0 |
| 1/21/75 | HR | W | 120-60 | 2-0 |

Home: 2-0

Saint Peter's (2-0)

| Date | Site | W/L | VC-SP | Series |
|----------|------|-----|-------|--------|
| 12/29/74 | HR | W | 86-68 | 1-0 |
| 11/9/21 | HS | W | 57-54 | 2-0 |

Home: 2-0

Samford (3-0)

| Date | Site | W/L | VC-SU | Series |
|----------|------|-----|-------|--------|
| 12/20/77 | HR | W | 67-59 | 1-0 |
| 2/24/78 | A | W | 71-63 | 2-0 |
| 11/10/23 | HS | W | 75-65 | 3-0 |

Home: 2-0 Away: 1-0

Seattle (1-0)

| Date | Site | W/L | VC-SU | Series |
|----------|------|-----|-------|--------|
| 11/18/23 | HS | W | 60-56 | 1-0 |

Home: 1-0 Road: 0-0 Neutral: 0-0

Seton Hall (0-2)

| Date | Site | W/L | VC-SH | Series |
|----------|------|-----|-------|--------|
| 11/17/11 | N | L | 68-86 | 0-1 |
| 12/9/17 | A | L | 67-90 | 0-2 |

Road: 0-1 Neutral: 0-1

Siena (2-0)

| Date | Site | W/L | VC-SC | Series |
|----------|------|-----|-------|--------|
| 1/16/93 | HR | W | 57-42 | 1-0 |
| 12/11/93 | A | W | 93-70 | 2-0 |

Home: 1-0 Away: 1-0

South Alabama (18-11)

| Date | Site | W/L | VC-SA | Series |
|----------|------|-----|--------|--------|
| 2/14/77 | A | L | 76-78 | 0-1 |
| 2/23/77 | HR | W | 85-70 | 1-1 |
| 12/17/79 | HR | L | 56-60 | 1-2 |
| 1/5/80 | A | W | 87-74 | 2-2 |
| 2/24/80 | AS3 | W | 74-72 | 3-2 |
| 1/6/81 | HR | L | 62-76 | 3-3 |
| 1/22/81 | A | W | 86-70 | 4-3 |
| 12/12/81 | HR | W | 90-64 | 5-3 |
| 1/17/82 | A | W | 74-67 | 6-3 |
| 2/27/82 | NS1 | W | 68-66 | 7-3 |
| 1/15/83 | HR | W | 89-77 | 8-3 |
| 1/23/83 | A | W | 79-76* | 9-3 |
| 1/4/84 | A | L | 73-97 | 9-4 |
| 1/16/83 | HR | W | 84-55 | 10-4 |
| 1/24/85 | A | W | 71-70 | 11-4 |
| 2/9/85 | HR | W | 53-45 | 12-4 |
| 1/7/86 | A | L | 62-63* | 12-5 |
| 1/25/86 | HR | W | 83-74 | 13-5 |
| 1/14/87 | A | W | 81-68 | 14-5 |
| 2/2/87 | HR | L | 57-70 | 14-6 |

| | | | | |
|--|-----|---|---------|-------|
| 1/2/88 | A | L | 96-100* | 14-7 |
| 1/30/88 | HR | W | 97-70 | 15-7 |
| 1/31/89 | A | L | 91-95 | 15-8 |
| 2/6/89 | HR | W | 85-81 | 16-8 |
| 1/22/90 | A | L | 64-65 | 16-9 |
| 2/10/90 | HR | W | 72-53 | 17-9 |
| 1/10/91 | HR | W | 93-83 | 18-9 |
| 2/4/91 | A | L | 78-91 | 18-10 |
| 3/3/91 | NS1 | L | 78-105 | 18-11 |
| Home: 10-3 Away: 6-8 Neutral: 2-0 | | | | |

Southern California (1-0)

| Date | Site | W/L | VC-SC | Series |
|---------------------|------|-----|-------|--------|
| 3/16/11 | N14 | W | 59-46 | 1-0 |
| Neutral: 1-0 | | | | |

South Carolina State (1-0)

| Date | Site | W/L | VC-SC | Series |
|------------------|------|-----|-------|--------|
| 12/1/76 | HR | W | 78-70 | 1-0 |
| Home: 1-0 | | | | |

South Dakota State (1-0)

| Date | Site | W/L | VC-SD | Series |
|------------------|------|-----|-------|--------|
| 11/19/08 | HS | W | 72-56 | 1-0 |
| Home: 1-0 | | | | |

South Florida (27-12)

| Date | Site | W/L | VC-SF | Series |
|---|------|-----|--------|--------|
| 1/26/80 | A | W | 90-81 | 1-0 |
| 2/7/80 | HR | W | 105-78 | 2-0 |
| 1/12/81 | A | L | 68-73 | 2-1 |
| 2/17/81 | HR | W | 70-64* | 3-1 |
| 2/28/81 | NS5 | W | 53-45 | 4-1 |
| 1/23/82 | HR | W | 64-44 | 5-1 |
| 2/14/82 | A | L | 68-71 | 5-2 |
| 2/6/83 | HR | W | 70-63* | 6-2 |
| 2/12/83 | A | W | 60-58 | 7-2 |
| 1/26/84 | HR | W | 66-54 | 8-2 |
| 2/2/84 | A | W | 65-61 | 9-2 |
| 1/19/85 | HR | L | 58-60 | 9-3 |
| 2/2/85 | A | W | 62-55 | 10-3 |
| 2/1/86 | A | L | 67-77 | 10-4 |
| 2/15/86 | HR | L | 60-64* | 10-5 |
| 1/24/87 | A | W | 61-57 | 11-5 |
| 1/31/87 | HR | W | 68-66* | 12-5 |
| 1/9/88 | A | W | 86-66 | 13-5 |
| 1/20/88 | HR | W | 61-53 | 14-5 |
| 3/5/88 | HR2 | W | 82-60 | 15-5 |
| 1/11/89 | A | W | 87-73 | 16-5 |
| 2/25/89 | HR | W | 78-70 | 17-5 |
| 1/29/90 | HR | L | 65-68 | 17-6 |
| 2/17/90 | A | L | 66-75 | 17-7 |
| 2/7/91 | HR | L | 70-76 | 17-8 |
| 2/16/91 | A | L | 60-70 | 17-9 |
| 1/18/92 | HR | W | 71-63 | 18-9 |
| 2/29/92 | A | L | 81-91 | 18-10 |
| 2/11/93 | HR | W | 79-59 | 19-10 |
| 2/20/93 | A | W | 95-91* | 20-10 |
| 3/12/93 | NM2 | W | 79-72 | 21-10 |
| 1/22/94 | HR | W | 72-68 | 22-10 |
| 3/5/94 | A | W | 91-80 | 23-10 |
| 1/7/95 | HR | W | 74-58 | 24-10 |
| 1/28/95 | A | L | 71-80* | 24-11 |
| 1/27/97 | HR | W | 75-70 | 25-11 |
| 12/1/10 | A | L | 59-60* | 25-12 |
| 11/30/11 | HS | W | 69-46 | 26-12 |
| 3/24/24 | A | W | 70-65 | 27-12 |
| Home: 15-4 Away: 10-8 Neutral: 2-0 | | | | |

Southeastern (11-0)

| Date | Site | W/L | VC-SC | Series |
|----------|------|-----|--------|--------|
| 12/13/68 | HF | W | 120-77 | 1-0 |
| 2/8/69 | A | W | 89-60 | 2-0 |

| | | | | |
|-----------------------------|---|---|--------|------|
| 1/10/70 | H | W | 110-78 | 3-0 |
| 2/5/71 | H | W | 116-56 | 4-0 |
| 1/21/72 | H | W | 103-48 | 5-0 |
| 2/8/72 | H | W | 122-73 | 6-0 |
| 2/27/73 | H | W | 121-70 | 7-0 |
| 2/22/74 | H | W | 125-74 | 8-0 |
| 12/13/76 | H | W | 87-67 | 9-0 |
| 12/5/77 | H | W | 90-75 | 10-0 |
| 12/9/78 | H | W | 120-69 | 11-0 |
| Home: 10-0 Away: 1-0 | | | | |

Southern Illinois (1-3)

| Date | Site | W/L | VC-SI | Series |
|----------------------------|------|-----|-------|--------|
| 12/9/75 | A | L | 69-79 | 0-1 |
| 12/16/78 | HR | W | 78-67 | 1-1 |
| 11/25/97 | HR | L | 74-77 | 1-2 |
| 11/21/98 | A | L | 58-59 | 1-3 |
| Home: 1-1 Away: 0-2 | | | | |

Southern Methodist (0-1)

| Date | Site | W/L | VC-SM | Series |
|---------------------|------|-----|-------|--------|
| 12/21/00 | N35 | L | 88-94 | 0-1 |
| Neutral: 0-1 | | | | |

Southern Mississippi (7-6)

| Date | Site | W/L | VC-SM | Series |
|---|------|-----|--------|--------|
| 1/25/82 | HR | W | 71-60 | 1-0 |
| 1/20/83 | A | W | 78-64 | 2-0 |
| 3/22/88 | HNIT | W | 93-89 | 3-0 |
| 1/25/92 | HR | L | 68-70 | 3-1 |
| 2/6/92 | A | W | 82-74 | 4-1 |
| 12/30/92 | HR | W | 85-74 | 5-1 |
| 3/6/93 | A | L | 65-71 | 5-2 |
| 1/15/94 | A | L | 64-69 | 5-3 |
| 1/27/94 | HR | W | 79-76 | 6-3 |
| 2/4/95 | HR | L | 66-74 | 6-4 |
| 2/11/95 | A | L | 69-78 | 6-5 |
| 11/29/98 | N29 | L | 48-51* | 6-6 |
| 12/30/98 | HR | W | 79-76* | 7-6 |
| Home: 5-2 Away: 2-3 Neutral: 0-1 | | | | |

Southern Utah (1-0)

| Date | Site | W/L | VC-SU | Series |
|------------------|------|-----|-------|--------|
| 11/26/97 | HR | W | 81-59 | 1-0 |
| Home: 1-0 | | | | |

Southwestern Louisiana (1-1)

| Date | Site | W/L | VC-SL | Series |
|----------------------------|------|-----|--------|--------|
| 12/11/96 | HR | W | 79-59 | 1-0 |
| 11/18/97 | A | L | 71-77* | 1-1 |
| Home: 1-0 Away: 0-1 | | | | |

Stephen F. Austin (0-1)

| Date | Site | W/L | VC-SFA | Series |
|---------------------|------|-----|------------|--------|
| 3/21/14 | N | L | 75-77 (OT) | 0-1 |
| Neutral: 0-1 | | | | |

Stetson (1-0)

| Date | Site | W/L | VC-SU | Series |
|---------------------------------------|------|-----|-------|--------|
| 11/28/12 | HS | W | 92-56 | 1-0 |
| Home: 1-0 (Siegel Center: 1-0) | | | | |

Stony Brook (1-0)

| Date | Site | W/L | VC-SB | Series |
|---------------------------------------|------|-----|-------|--------|
| 1/3/14 | H | W | 81-63 | 1-0 |
| Home: 1-0 (Siegel Center: 1-0) | | | | |

Syracuse (1-3)

| Date | Site | W/L | VC-SU | Series |
|----------|------|-----|--------|--------|
| 3/18/84 | N6 | L | 63-78 | 0-1 |
| 12/1/89 | A23 | L | 73-100 | 0-2 |
| 12/5/92 | A23 | L | 81-94 | 0-3 |
| 11/24/21 | N | W | 67-55 | 1-3 |

Away: 0-2 Neutral: 1-1

Temple (2-2)

| Date | Site | W/L | VC-TU | Series |
|---|------|-----|-------|--------|
| 3/10/13 | A | L | 76-84 | 0-1 |
| 11/19/18 | N | W | 57-51 | 1-1 |
| 12/3/22 | A | L | 73-83 | 1-2 |
| 12/16/23 | HS | W | 87-78 | 2-2 |
| Home: 1-0 Away: 0-2 Neutral: 1-0 | | | | |

Tennessee (1-5)

| Date | Site | W/L | VC-UT | Series |
|---|------|-----|--------|--------|
| 3/15/81 | N4 | L | 56-58* | 0-1 |
| 12/17/90 | A | L | 72-77 | 0-2 |
| 12/21/91 | HR | L | 78-92 | 0-3 |
| 11/24/10 | N | L | 72-77 | 0-4 |
| 11/14/14 | N | W | 85-69 | 1-4 |
| 11/30/19 | N | L | 69-72 | 1-5 |
| Home: 0-2 Away: 0-1 Neutral: 1-2 | | | | |

Tennessee-Martin (2-0)

| Date | Site | W/L | VC-TM | Series |
|----------------------------|------|-----|-------|--------|
| 12/5/94 | A | W | 67-60 | 1-0 |
| 11/22/97 | HR | W | 69-42 | 2-0 |
| Home: 1-0 Away: 1-0 | | | | |

Tennessee State (1-0)

| Date | Site | W/L | VC-TS | Series |
|------------------|------|-----|-------|--------|
| 12/21/94 | HR | W | 76-67 | 1-0 |
| Home: 1-0 | | | | |

Tennessee Tech (0-1)

| Date | Site | W/L | VC-TT | Series |
|------------------|------|-----|-------|--------|
| 12/6/70 | A | L | 81-88 | 0-1 |
| Away: 0-1 | | | | |

Texas (2-2)

| Date | Site | W/L | VC-UT | Series |
|--|------|-----|--------|--------|
| 1/30/92 | HR | L | 94-105 | 0-1 |
| 2/16/93 | A | W | 66-60 | 1-1 |
| 12/5/17 | HS | L | 67-71 | 1-2 |
| 12/5/18 | A | W | 54-53 | 2-2 |
| Home: 0-2 (Siegel Center 0-1) Away: 2-0 | | | | |

Texas A&M (2-3)

| Date | Site | W/L | VC-TA | Series |
|----------------------------|------|-----|-----------|--------|
| 12/19/73 | H | W | 72-71 | 1-0 |
| 12/10/74 | A | L | 84-98 | 1-1 |
| 12/29/74 | HR5 | L | 80-84 | 1-2 |
| 12/5/99 | A | L | 59-75 | 1-3 |
| 12/2/00 | HS | W | 107-106** | 2-3 |
| Home: 2-1 Away: 0-2 | | | | |

TCU (2-1)

| Date | Site | W/L | VC-TC | Series |
|----------------------------|------|-----|--------|--------|
| 12/27/96 | HR | W | 94-81 | 1-0 |
| 12/6/00 | A | L | 82-101 | 1-1 |
| 12/21/02 | HS | W | 91-78 | 2-1 |
| Home: 2-0 Away: 0-1 | | | | |

Texas-El Paso (0-1)

| Date | Site | W/L | VC-TE | Series |
|------------------|------|-----|-------|--------|
| 12/30/93 | A38 | L | 58-70 | 0-1 |
| Away: 0-1 | | | | |

Toledo (1-1)

| Date | Site | W/L | VC-UT | Series |
|-------------------------------|------|-----|-------|--------|
| 11/20/06 | N39 | L | 59-60 | 0-1 |
| 11/18/14 | H | W | 87-78 | 1-1 |
| Home: 1-0 Neutral: 0-1 | | | | |

Towson (18-1)

| Date | Site | W/L | VC-TU | Series |
|---------|------|-----|-------|--------|
| 12/5/01 | HS | W | 91-68 | 1-0 |

ALL-TIME SERIES BREAKDOWNS

| | | | | |
|---------|----|---|---------|------|
| 2/16/02 | A | W | 62-49 | 2-0 |
| 1/29/03 | A | W | 82-47 | 3-0 |
| 2/5/03 | HS | W | 97-60 | 4-0 |
| 1/28/04 | HS | W | 101-76 | 5-0 |
| 2/14/04 | A | W | 68-44 | 6-0 |
| 3/6/04 | NC | W | 67-60 | 7-0 |
| 1/7/05 | A | W | 70-58 | 8-0 |
| 2/5/05 | HS | W | 84-61 | 9-0 |
| 2/2/06 | HS | W | 81-75 | 10-0 |
| 2/15/06 | A | L | 57-59 | 10-1 |
| 1/3/07 | A | W | 84-80** | 11-1 |
| 1/13/07 | HS | W | 85-77 | 12-1 |
| 2/2/08 | HS | W | 65-42 | 13-1 |
| 3/8/08 | NC | W | 57-46 | 14-1 |
| 1/27/10 | HS | W | 112-53 | 15-1 |
| 1/24/11 | A | W | 80-76 | 16-1 |
| 1/25/12 | A | W | 67-42 | 17-1 |
| 2/8/12 | HS | W | 66-43 | 18-1 |

Home: 9-0 (Siegel Center: 8-0)

Away: 7-1 Neutral: 2-0

Tulane (3-11)

| Date | Site | W/L | VC-TU | Series |
|----------|------|-----|--------|--------|
| 1/21/92 | HR | L | 85-87* | 0-1 |
| 2/8/92 | A | L | 80-97 | 0-2 |
| 3/14/92 | NM2 | L | 69-87 | 0-3 |
| 1/21/93 | HR | L | 76-84 | 0-4 |
| 3/4/93 | A | W | 77-65* | 1-4 |
| 1/13/94 | A | L | 64-78 | 1-5 |
| 2/26/94 | HR | L | 75-90 | 1-6 |
| 2/8/95 | A | L | 64-79 | 1-7 |
| 2/25/95 | HR | L | 59-74 | 1-8 |
| 11/30/99 | HR | L | 44-85 | 1-9 |
| 11/20/00 | A | L | 80-84 | 1-10 |
| 11/27/01 | HR | L | 72-76 | 1-11 |
| 12/19/09 | A | W | 78-77 | 2-11 |
| 12/18/10 | HS | W | 70-67 | 3-11 |

Home: 1-6 (Siegel Center: 1-0)

Away: 2-4 Neutral: 0-1

Tulsa (1-4)

| Date | Site | W/L | VC-UT | Series |
|----------|------|-----|-------|--------|
| 1/27/77 | A | L | 60-66 | 0-1 |
| 1/16/89 | HR | L | 56-60 | 0-2 |
| 12/26/90 | A | L | 67-95 | 0-3 |
| 12/15/92 | A | W | 67-66 | 1-3 |
| 1/3/94 | HR | L | 84-92 | 1-4 |

Home: 0-2 Away: 1-2

UCLA (1-1)

| Date | Site | W/L | VC-UC | Series |
|----------|------|-----|-------|--------|
| 3/19/09 | N13 | L | 64-65 | 0-1 |
| 11/26/10 | N | W | 89-85 | 1-1 |

Neutral: 1-1

Utah (0-1)

| Date | Site | W/L | VC-UU | Series |
|---------|------|-----|-------|--------|
| 3/27/24 | A | L | 54-75 | 0-1 |

Away: 0-1

Utah State (1-0)

| Date | Site | W/L | VC-US | Series |
|----------|------|-----|-------|--------|
| 11/25/20 | N | W | 85-69 | 1-0 |

Neutral: 1-0

Valparaiso (1-0)

| Date | Site | W/L | VC-VU | Series |
|---------|------|-----|-------|--------|
| 1/29/72 | HF | W | 86-76 | 1-0 |

Home: 1-0

Vanderbilt (2-2)

| Date | Site | W/L | VC-VU | Series |
|----------|------|-----|-------|--------|
| 11/28/86 | N28 | L | 67-75 | 0-1 |

| | | | | |
|----------|----|---|-------|-----|
| 11/30/08 | N | L | 66-71 | 0-2 |
| 11/17/21 | A | W | 48-37 | 1-2 |
| 11/30/22 | HS | W | 70-65 | 2-2 |

Home: 1-0 Away: 1-0 Neutral: 0-2

Villanova (1-1)

| Date | Site | W/L | VC-VU | Series |
|----------|------|-----|-------|--------|
| 11/24/14 | N | L | 53-77 | 0-1 |
| 3/20/24 | A | W | 70-61 | 1-1 |

Away: 1-0 Neutral: 0-1

Virginia (2-13)

| Date | Site | W/L | VC-UV | Series |
|----------|------|-----|--------|--------|
| 12/29/76 | HR6 | L | 58-65 | 0-1 |
| 11/25/78 | A24 | L | 60-81 | 0-2 |
| 12/28/79 | HR6 | L | 72-89 | 0-3 |
| 11/29/80 | A24 | L | 62-77 | 0-4 |
| 11/27/82 | A24 | L | 63-69 | 0-5 |
| 12/1/85 | A24 | L | 75-79* | 0-6 |
| 12/19/87 | HR6 | W | 75-66 | 1-6 |
| 12/20/89 | HR6 | L | 46-63 | 1-7 |
| 12/21/96 | A | L | 65-80 | 1-8 |
| 12/13/97 | NR | L | 67-78 | 1-9 |
| 11/13/98 | NR | L | 70-86 | 1-10 |
| 11/12/13 | A | W | 59-56 | 2-10 |
| 12/6/14 | HS | L | 57-74 | 2-11 |
| 11/17/17 | HS | L | 67-76 | 2-12 |
| 12/9/18 | A | L | 49-57 | 2-13 |

Home: 1-5 (Siegel Center: 1-2) Away: 1-5

Neutral: 0-1

VMI (3-0)

| Date | Site | W/L | VC-VM | Series |
|----------|------|-----|--------|--------|
| 12/21/99 | HR | W | 101-86 | 1-0 |
| 12/8/10 | HS | W | 86-80 | 2-0 |
| 12/22/17 | HS | W | 75-65 | 3-0 |

Home: 3-0 (Siegel Center: 2-0)

Virginia St. (4-0, 8-0 w/exh.)

| Date | Site | W/L | VC-VS | Series |
|-----------|------|-----|--------|--------|
| 2/4/70 | HF | W | 96-92* | 1-0 |
| 1/25/71 | A | W | 107-68 | 2-0 |
| 2/18/71 | HF | W | 112-74 | 3-0 |
| 2/10/79 | HR | W | 92-75 | 4-0 |
| #11/2/06 | HS | W | 84-78 | (5-0) |
| #11/1/07 | HS | W | 60-47 | (6-0) |
| #10/26/19 | HS | W | 90-53 | (7-0) |
| #11/1/21 | HS | W | 74-55 | (8-0) |

#Exhibition game

Home: 3-0 (7-0 including exhibitions)

(Siegel Center: 4-0 - all exhibitions)

Away: 1-0

Virginia Tech (11-10)

| Date | Site | W/L | VC-VT | Series |
|----------|------|-----|--------|--------|
| 2/10/78 | HR6 | L | 63-71 | 0-1 |
| 12/29/80 | HR6 | W | 57-51 | 1-1 |
| 12/29/84 | HR6 | W | 69-65 | 2-1 |
| 12/7/86 | A | L | 52-78 | 2-2 |
| 12/14/86 | HR | L | 65-67 | 2-3 |
| 1/26/87 | A | W | 70-65 | 3-3 |
| 1/18/88 | HR | W | 97-84 | 4-3 |
| 12/30/88 | HR6 | L | 91-97 | 4-4 |
| 1/8/90 | A | L | 68-71* | 4-5 |
| 12/11/90 | HR | L | 75-77 | 4-6 |
| 1/11/92 | A | L | 72-73* | 4-7 |
| 2/20/92 | HR | W | 63-60 | 5-7 |
| 2/6/93 | A | W | 73-54 | 6-7 |
| 2/22/93 | HR | W | 86-69 | 7-7 |
| 3/13/93 | NM2 | W | 85-71 | 8-7 |
| 2/10/94 | HR | W | 81-75 | 9-7 |
| 2/17/94 | A | L | 59-75 | 9-8 |
| 3/11/94 | NM1 | L | 64-65 | 9-9 |

| | | | | |
|----------|----|---|-------|-------|
| 1/14/95 | A | L | 69-78 | 9-10 |
| 2/23/95 | HR | W | 62-57 | 10-10 |
| 12/21/13 | N | W | 82-52 | 11-10 |

Home: 7-4 Away: 2-5 Neutral: 2-1

Va. Union (9-2, 18-4 w/exh.)

| Date | Site | W/L | VC-VU | Series |
|-----------|------|-----|--------|--------|
| 1/9/69 | A | W | 96-74 | 1-0 |
| 2/12/69 | HF | L | 82-89 | 1-1 |
| 2/7/70 | HF | W | 103-93 | 2-1 |
| 1/22/71 | A | W | 90-76 | 3-1 |
| 2/22/71 | HF | W | 81-76 | 4-1 |
| 1/31/72 | HF | W | 90-85 | 5-1 |
| 2/14/72 | A | W | 109-94 | 6-1 |
| 2/2/73 | HF | L | 75-77 | 6-2 |
| 2/15/73 | A | W | 79-76 | 7-2 |
| 1/21/95 | HR | W | 62-59 | 8-2 |
| #11/9/00 | HS | W | 94-59 | (9-2) |
| #11/11/01 | HS | W | 86-65 | (10-2) |
| #11/16/02 | HS | W | 70-68 | (11-2) |
| #11/14/03 | HS | W | 59-53 | (12-2) |
| #11/5/04 | HS | L | 61-67 | (12-3) |
| #11/10/05 | HS | L | 78-83 | (12-4) |
| #11/8/06 | HS | W | 77-56 | (13-4) |
| #11/5/07 | HS | W | 86-57 | (14-4) |
| #11/7/08 | HS | W | 91-63 | (15-4) |
| #11/5/09 | HS | W | 85-55 | (16-4) |
| #11/4/10 | HS | W | 71-56 | (17-4) |
| #11/3/17 | HS | W | 98-74 | (18-4) |

#Exhibition game

Home: 4-2 (14-4 with exhibitions)

(Siegel Center: 10-2 in exhibitions)

Away: 4-0

Wagner (0-3)

| Date | Site | W/L | VC-WC | Series |
|----------|------|-----|-------|--------|
| 12/22/01 | A | L | 83-88 | 0-1 |
| 11/30/02 | HS | L | 72-80 | 0-2 |
| 11/13/21 | HS | L | 44-58 | 0-3 |

Home: 0-2 Away: 0-1

Wake Forest (1-3)

| Date | Site | W/L | VC-WF | Series |
|----------|------|-----|-------|--------|
| 3/18/04 | N10 | L | 78-79 | 0-1 |
| 11/18/04 | A | L | 67-81 | 0-2 |
| 11/16/10 | A | W | 90-69 | 1-2 |
| 3/19/22 | A | L | 74-80 | 1-3 |

Away: 1-2 Neutral: 0-1

Washington & Lee (1-3)

| Date | Site | W/L | VC-WL | Series |
|---------|------|-----|-------|--------|
| 12/6/68 | HF | L | 70-83 | 0-1 |
| 1/7/69 | A | L | 75-80 | 0-2 |
| 1/5/70 | HF | W | 90-83 | 1-2 |
| 2/24/70 | A | L | 71-87 | 1-3 |

Home: 1-1 Away: 0-2

West Chester (1-0)

| Date | Site | W/L | VC-WC | Series |
|---------|------|-----|-------|--------|
| 1/10/73 | A | W | 87-65 | 1-0 |

Away: 1-0

West Florida (1-0)

| Date | Site | W/L | VC-WF | Series |
|---------|------|-----|--------|--------|
| 2/11/74 | HF | W | 102-64 | 1-0 |

Home: 1-0

West Liberty (1-0)

| Date | Site | W/L | VC-WL | Series |
|----------|------|-----|---------|--------|
| 12/20/68 | N34 | W | 106-100 | 1-0 |

Neutral: 1-0

West Virginia (1-2)

| Date | Site | W/L | VC-WV | Series |
|----------|------|-----|--------|--------|
| 12/18/82 | H32 | L | 65-66* | 0-1 |
| 1/22/85 | HR | W | 72-60 | 1-1 |
| 11/26/20 | N | L | 66-78 | 1-2 |

Home: 1-0 Neutral: 0-2

West Virginia State (1-0)

| Date | Site | W/L | VC-WV | Series |
|----------|------|-----|-------|--------|
| 12/28/68 | N26 | W | 79-73 | 1-0 |

Neutral: 1-0

Western Carolina (5-0)

| Date | Site | W/L | VC-WC | Series |
|----------|------|-----|-------|--------|
| 1/3/77 | A | W | 79-66 | 1-0 |
| 2/7/77 | HR | W | 69-63 | 2-0 |
| 12/3/77 | HR | W | 94-73 | 3-0 |
| 1/16/78 | A | W | 88-61 | 4-0 |
| 12/15/20 | HS | W | 93-68 | 5-0 |

Home: 3-0 (Siegel Center: 1-0) Away: 2-0

Western Illinois (2-0)

| Date | Site | W/L | VC-WI | Series |
|---------|------|-----|-------|--------|
| 1/25/75 | HF | W | 99-83 | 1-0 |
| 1/13/76 | A | W | 83-81 | 2-0 |

Home: 1-0 Away: 1-0

Western Kentucky (18-15)

| Date | Site | W/L | VC-WK | Series |
|----------|------|-----|--------|--------|
| 12/4/69 | A | L | 73-115 | 0-1 |
| 12/10/70 | A | L | 71-96 | 0-2 |
| 12/11/71 | A | L | 76-85 | 0-3 |
| 2/3/83 | A | W | 70-57 | 1-3 |
| 2/19/83 | HR | W | 60-47 | 2-3 |
| 3/4/83 | NS1 | W | 57-55 | 3-3 |
| 1/21/84 | A | W | 52-49 | 4-3 |
| 2/11/84 | HR | W | 69-67 | 5-3 |
| 1/10/85 | A | W | 72-58 | 6-3 |
| 2/21/85 | HR | W | 85-62 | 7-3 |
| 1/20/86 | A | L | 60-62 | 7-4 |
| 2/22/86 | HR | W | 60-56 | 8-4 |
| 1/12/87 | HR | L | 70-79 | 8-5 |
| 1/17/87 | A | L | 71-90 | 8-6 |
| 1/23/88 | HR | W | 79-74 | 9-6 |
| 2/18/88 | A | W | 70-69 | 10-6 |
| 1/21/89 | A | L | 87-91 | 10-7 |
| 2/18/89 | HR | W | 85-63 | 11-7 |
| 1/11/90 | HR | L | 44-57 | 11-8 |
| 2/15/90 | A | L | 65-68 | 11-9 |
| 1/26/91 | HR | L | 75-83 | 11-10 |
| 2/23/91 | A | L | 80-97 | 11-11 |
| 3/2/91 | NS6 | W | 100-89 | 12-11 |
| 3/2/92 | HR | L | 75-77 | 12-12 |
| 12/19/92 | A | L | 78-84 | 12-13 |
| 11/24/95 | N35 | W | 83-65 | 13-13 |
| 11/18/98 | HR | W | 63-61 | 14-13 |
| 12/11/99 | A | L | 58-75 | 14-14 |
| 11/26/02 | A | L | 73-80* | 14-15 |
| 11/25/03 | HS | W | 72-67 | 15-15 |
| 11/20/11 | N | W | 69-64 | 16-15 |
| 11/23/11 | A | W | 68-45 | 17-15 |
| 12/18/12 | HS | W | 76-44 | 18-15 |

Home: 9-4 (Siegel Center: 2-0) Away: 5-11 Neutral: 4-0

Western Michigan (1-1)

| Date | Site | W/L | VC-WM | Series |
|----------|------|-----|-------|--------|
| 12/04/08 | HS | W | 79-62 | 1-0 |
| 11/18/09 | A | A | 83-81 | 1-1 |

Home: 1-0 Away: 0-1

Wisconsin (0-1)

| Date | Site | W/L | VC-UW | Series |
|----------|------|-----|-------|--------|
| 11/22/15 | N | L | 73-74 | 0-1 |

Neutral: 0-1

Wichita State (3-3)

| Date | Site | W/L | VC-WS | Series |
|----------|------|-----|-------|--------|
| 12/28/96 | A | L | 50-80 | 0-1 |
| 2/18/11 | A | W | 68-67 | 1-1 |
| 3/15/12 | N | W | 62-59 | 2-1 |
| 11/13/12 | HS | L | 51-53 | 2-2 |
| 12/22/18 | HS | W | 70-54 | 3-2 |
| 12/21/19 | A | L | 63-73 | 3-3 |

Home: 1-1 (Siegel Center: 1-1) Away: 1-2 Neutral: 1-0

William & Mary (39-12)

| Date | Site | W/L | VC-WM | Series |
|----------|------|-----|--------|--------|
| 11/25/77 | HR | L | 54-55 | 0-1 |
| 2/1/78 | A | W | 73-62 | 1-1 |
| 12/29/78 | HR | W | 60-43 | 2-1 |
| 1/24/79 | HR | W | 67-46 | 3-1 |
| 12/8/79 | A | W | 57-54 | 4-1 |
| 2/12/80 | HR | W | 64-58 | 5-1 |
| 12/3/80 | HR | W | 77-58 | 6-1 |
| 2/24/81 | A | W | 68-67* | 7-1 |
| 1/11/82 | HR | W | 63-62* | 8-1 |
| 2/23/82 | A | W | 65-63 | 9-1 |
| 1/31/83 | A | W | 50-49 | 10-1 |
| 12/6/83 | HR | W | 41-38 | 11-1 |
| 1/30/86 | HR | W | 60-44 | 12-1 |
| 12/4/86 | A | W | 73-64 | 13-1 |
| 1/4/96 | A | W | 70-47 | 14-1 |
| 2/7/96 | HR | W | 83-68 | 15-1 |
| 1/20/97 | A | L | 61-69 | 15-2 |
| 2/1/97 | HR | W | 77-50 | 16-2 |
| 3/1/97 | HR6 | L | 63-77 | 16-3 |
| 1/3/98 | A | L | 53-67 | 16-4 |
| 2/23/98 | HR | L | 67-72 | 16-5 |
| 1/25/99 | HR | W | 88-69 | 17-5 |
| 2/6/99 | A | W | 83-67 | 18-5 |
| 1/12/00 | HS | L | 65-73 | 18-6 |
| 2/5/00 | A | L | 56-85 | 18-7 |
| 1/13/01 | A | L | 63-65 | 18-8 |
| 2/8/01 | HS | W | 70-59 | 19-8 |
| 1/12/02 | A | L | 81-92 | 19-9 |
| 2/25/02 | HS | W | 68-60 | 20-9 |
| 1/18/03 | A | L | 83-88* | 20-10 |
| 2/19/03 | HS | W | 93-73 | 21-10 |
| 12/6/03 | HS | W | 71-60 | 22-10 |
| 2/28/04 | A | W | 74-59 | 23-10 |
| 1/22/05 | A | W | 79-77* | 24-10 |
| 2/23/05 | HS | W | 91-69 | 25-10 |
| 1/19/06 | HS | W | 69-60 | 26-10 |
| 2/25/06 | A | W | 77-59 | 27-10 |
| 3/3/06 | NC | W | 62-59 | 28-10 |
| 1/10/07 | A | W | 88-77 | 29-10 |
| 1/29/07 | HS | W | 90-68 | 30-10 |
| 12/5/07 | HS | W | 71-57 | 31-10 |
| 3/1/08 | A | W | 54-43 | 32-10 |
| 3/9/08 | NC | L | 54-56 | 32-11 |
| 12/6/08 | A | W | 66-50 | 33-11 |
| 2/7/08 | H | W | 76-54 | 34-11 |
| 12/05/09 | A | L | 74-75 | 34-12 |
| 1/20/10 | HS | W | 81-59 | 35-12 |
| 12/4/10 | HS | W | 59-55 | 36-12 |
| 1/12/11 | A | W | 70-52 | 37-12 |
| 1/19/12 | HS | W | 69-68* | 38-12 |
| 2/1/12 | A | W | 87-78 | 39-12 |

Home: 23-4 (Siegel Center: 11-1) Away: 15-7 Neutral: 1-1

Wilmington (7-0)

| Date | Site | W/L | VC-WC | Series |
|---------|------|-----|--------|--------|
| 12/6/71 | HF | W | 102-70 | 1-0 |
| 3/1/72 | A | W | 103-80 | 2-0 |

| | | | | |
|----------|----|---|--------|-----|
| 11/27/72 | HF | W | 94-75 | 3-0 |
| 1/13/73 | A | W | 83-75 | 4-0 |
| 2/18/74 | HF | W | 108-71 | 5-0 |
| 12/2/74 | HF | W | 104-96 | 6-0 |
| 12/1/75 | HF | W | 99-75 | 7-0 |

Home: 5-0 Away: 2-0

Winthrop (4-0)

| Date | Site | W/L | VC-WU | Series |
|----------|------|-----|-------|--------|
| 11/15/10 | HS | W | 67-54 | 1-0 |
| 11/17/12 | A | W | 90-54 | 2-0 |
| 11/16/13 | HS | W | 92-71 | 3-0 |
| 12/19/17 | HS | W | 69-55 | 4-0 |

Home: 3-0 (Siegel Center 3-0) Away: 1-0

Wofford (3-0)

| Date | Site | W/L | VC-WC | Series |
|----------|------|-----|-------|--------|
| 11/27/89 | HR | W | 71-52 | 1-0 |
| 12/29/10 | HS | W | 75-66 | 2-0 |
| 12/17/13 | H | W | 72-57 | 3-0 |

Home: 3-0 (Siegel Center: 2-0)

Wright State (2-0)

| Date | Site | W/L | VC-WS | Series |
|--------|------|-----|-------|--------|
| 2/5/77 | HR | W | 82-70 | 1-0 |
| 2/4/78 | A | W | 63-59 | 2-0 |

Home: 1-0 Away: 1-0

Wyoming (1-0)

| Date | Site | W/L | VC-WU | Series |
|----------|------|-----|-------|--------|
| 12/17/83 | N31 | W | 70-57 | 1-0 |

Neutral: 1-0

Xavier (3-1)

| Date | Site | W/L | VC-XU | Series |
|----------|------|-----|-------|--------|
| 2/23/94 | A | W | 79-76 | 1-0 |
| 11/20/95 | HR | W | 81-75 | 2-0 |
| 11/17/06 | N39 | L | 67-70 | 2-1 |
| 2/23/13 | A | W | 75-71 | 1-0 |

Home: 1-0 Away: 2-0 Neutral: 0-1

York (2-0)

| Date | Site | W/L | VC-YC | Series |
|---------|------|-----|--------|--------|
| 2/6/70 | HF | W | 96-77 | 1-0 |
| 2/13/71 | A | W | 117-89 | 2-0 |

Home: 1-0 Away: 1-0

* - Denotes overtime periods

HS = Home @ Stuart C. Siegel Center
HR = Home @ Richmond Coliseum

CONFERENCE TOURNAMENT HISTORY

| | | | | | | | | | | | |
|-------------|--|--------|-------------|----------------------------------|----------------------------------|-------------|---|---|--------------------------------------|-----------|-------|
| 1980 | Sun Belt -- Charlotte, N.C. (#5) | | 1997 | CAA -- Richmond, Va. (#4) | | 3/5 | #1 Drexel | W | 59-56 | | |
| 2/23 | #4 Charlotte | W | 100-93 | 3/1 | #5 William & Mary | L | 63-77 | | | | |
| 2/24 | #1 South Alabama | W | 74-72 | 1998 | CAA -- Richmond, Va. (#9) | | 2013 | A-10 -- Brooklyn, N.Y. (#2) | | | |
| 2/25 | #2 UAB | W | 105-88 | 2/25 | #8 East Carolina | W | 65-62 | 3/15 | #10 Saint Joseph's | W | 82-79 |
| 1981 | Sun Belt -- Jacksonville, Fla. (#1) | | 2/27 | #1 UNC Wilmington | L | 63-69 | 3/16 | #6 UMass | W | 71-62 | |
| 2/28 | #4 South Florida | W | 53-45 | 1999 | CAA -- Richmond, Va. (#6) | | 3/17 | #1 St. Louis | L | 56-62 | |
| 3/1 | #3 UAB | W | 62-61 | 2/26 | #3 Richmond | W | 64-57 | 2014 | A-10 -- Brooklyn, N.Y. (#2) | | |
| 1982 | Sun Belt -- Birmingham, Ala. (#2) | | 2/27 | #2 Old Dominion | L | 49-66 | 3/14 | #7 Richmond | W | 71-53 | |
| 2/27 | #6 South Alabama | W | 68-66 | 2000 | CAA -- Richmond, Va. (#5) | | 3/15 | #3 George Washington | W | 74-55 | |
| 2/28 | #1 UAB | L | 83-94 | 3/4 | #4 UNC Wilmington | L | 57-66 | 3/16 | #4 Saint Joseph's | L | 61-65 |
| 1983 | Sun Belt -- Birmingham, Ala. (#2) | | 2001 | CAA -- Richmond, Va. (#3) | | 2015 | A-10 -- Brooklyn, N.Y. (#5) | | | | |
| 3/4 | #7 Western Kentucky | W | 57-55 | 3/3 | #6 James Madison | L | 57-59 | 3/12 | #12 Fordham | W | 63-57 |
| 3/5 | #3 UAB | L | 59-61 | 2002 | CAA -- Richmond, Va. (#3) | | 3/13 | #4 Richmond | W | 70-60 | |
| 1984 | Sun Belt -- Birmingham, Ala. (#1) | | 3/2 | #6 Old Dominion | W | 58-54 | 3/14 | #1 Davidson | W | 93-73 | |
| 3/2 | #8 Charlotte | W | 64-52 | 3/3 | #10 Hofstra | W | 70-54 | 3/15 | #2 Dayton | W | 71-65 |
| 3/3 | #5 UAB | L | 52-54 | 3/4 | #1 UNC Wilmington | L | 51-66 | 2016 | A-10 -- Brooklyn, N.Y. (#2) | | |
| 1985 | Sun Belt -- Hampton, Va. (#1) | | 2003 | CAA -- Richmond, Va. (#2) | | 3/11 | #10 UMass | W | 85-70 | | |
| 3/1 | #8 Charlotte | W | 85-62 | 3/8 | #7 James Madison | W | 73-53 | 3/12 | #6 Davidson | W | 76-54 |
| 3/2 | #5 Jacksonville | W | 75-57 | 3/9 | #3 Drexel | L | 60-62 | 3/13 | #4 Saint Joseph's | L | 74-87 |
| 3/3 | #3 Old Dominion | W | 87-82 | 2004 | CAA -- Richmond, Va. (#1) | | 2017 | A-10 -- Pittsburgh, Pa. (#2) | | | |
| 1986 | Sun Belt -- Birmingham, Ala. (#5) | | 3/6 | #9 Towson | W | 67-60 | 3/10 | #7 George Mason | W | 71-60 | |
| 2/27 | #4 Jacksonville | L | 49-56 | 3/7 | #4 Old Dominion | W | 84-67 | 3/11 | #3 Richmond | W (ot) | 87-77 |
| 1987 | Sun Belt-Bowling Green, Ky. (#4) | | 3/8 | #3 George Mason | W | 55-54 | 3/12 | #4 Rhode Island | L | 63-70 | |
| 2/26 | #5 Charlotte | L | 73-88 | 2005 | CAA -- Richmond, Va. (#2) | | 2018 | A-10 -- Washington, D.C. (#8) | | | |
| 1988 | Sun Belt -- Richmond, Va. (#2) | | 3/5 | #7 Delaware | W | 74-61 | 3/8 | #9 Dayton | W | 77-72 | |
| 3/5 | #7 South Florida | W | 82-60 | 3/6 | #3 UNC Wilmington | W | 55-46 | 3/9 | #1 Rhode Island | L | 67-76 |
| 3/6 | #3 Old Dominion | W | 91-69 | 3/7 | #1 Old Dominion | L (ot) | 66-73 | 2019 | A-10 -- Brooklyn, N.Y. (#1) | | |
| 3/7 | #1 Charlotte | L | 79-81 | 2006 | CAA -- Richmond, Va. (#6) | | 3/15 | #8 Rhode Island | L | 70-75 | |
| 1989 | Sun Belt -- Charlotte, N.C. (#3) | | 3/3 | #11 William & Mary | W | 62-59 | 2020 | A-10 -- Brooklyn, N.Y. (#9) | | | |
| 3/4 | #6 Jacksonville | L (ot) | 85-93 | 3/4 | #3 Hofstra | L | 66-72 | 3/12 | #8 UMass | Cancelled | |
| 1990 | Sun Belt -- Birmingham, Ala. (#8) | | 2007 | CAA -- Richmond, Va. (#1) | | 2021 | A-10 -- Richmond & Dayton (#2) | | | | |
| 3/3 | #1 UAB | L | 68-83 | 3/3 | #9 Georgia State | W | 73-60 | 3/5 | #7 Dayton^ | W | 73-68 |
| 1991 | Sun Belt -- Mobile, Ala. (#5) | | 3/4 | #4 Drexel | W | 63-56 | 3/6 | #3 Davidson^ | W | 64-52 | |
| 3/2 | #4 Western Kentucky | W | 100-89 | 3/5 | #6 George Mason | W | 65-59 | 3/14 | #1 St. Bonaventure! | L | 65-74 |
| 3/3 | #1 South Alabama | L | 78-105 | 2008 | CAA -- Richmond, Va. (#1) | | ^ - Richmond, Va. (Siegel Center) | | | | |
| 1992 | Metro -- Louisville, Ky. (#5) | | 3/8 | #9 Towson | W | 57-46 | ! - Dayton, Ohio | | | | |
| 3/13 | #4 Louisville | W | 74-65 | 3/4 | #5 William & Mary | L | 54-56 | 2022 | A-10 -- Washington, D.C. (#3) | | |
| 3/14 | #1 Tulane | L | 69-87 | 2009 | CAA -- Richmond, Va. (#1) | | 3/11 | #6 Richmond | L | 64-75 | |
| 1993 | Metro -- Louisville, Ky. (#3) | | 3/7 | #8 Georgia State | W | 61-52 | 2023 | A-10 -- Brooklyn, N.Y. (#1) | | | |
| 3/12 | #6 South Florida | W | 79-72 | 3/8 | #4 Old Dominion | W | 61-53 | 3/9 | #8 Davidson | W | 71-53 |
| 3/13 | #7 Virginia Tech | W | 85-71 | 3/9 | #2 George Mason | W | 71-50 | 3/11 | #4 Saint Louis | W | 90-78 |
| 3/14 | #1 Louisville | L | 78-90 | 2010 | CAA -- Richmond, Va. (#5) | | 3/12 | #2 Dayton | W | 68-56 | |
| 1994 | Metro -- Biloxi, Miss. (#5) | | 3/7 | #12 Delaware | W | 66-49 | 2024 | A-10 -- Brooklyn, N.Y. (#5) | | | |
| 3/11 | #4 Virginia Tech | L | 64-65 | 3/8 | #4 George Mason | W | 75-60 | 3/13 | #12 Fordham | W | 69-62 |
| 1995 | Metro -- Louisville, Ky. (#7) | | 3/9 | #1 Old Dominion | L | 69-73 (ot) | 3/14 | #4 UMass | W | 73-59 | |
| 3/10 | #2 Louisville | L | 61-84 | 2011 | CAA -- Richmond, Va. (#4) | | 3/16 | #9 Saint Joseph's | W | 66-60 | |
| 1996 | CAA -- Richmond, Va. (#1) | | 3/7 | #5 Drexel | W | 62-60 | 3/17 | #6 Duquesne | L | 51-57 | |
| 3/2 | #9 Richmond | W | 89-55 | 3/8 | #1 George Mason | W | 79-63 | All-Time Conference Tournament Records | | | |
| 3/3 | #5 East Carolina | W | 75-60 | 3/9 | #2 Old Dominion | L | 65-70 | Sun Belt (12 years) | 14-9 | | |
| 3/4 | #3 UNC Wilmington | W | 46-43 | 2012 | CAA -- Richmond, Va. (#2) | | 3/3 | #7 Northeastern | W | 75-65 | |
| | | | | 3/4 | #3 George Mason | W | 74-64 | Metro (4 years) | 3-4 | | |
| | | | | | | | | CAA (17 years): | 28-12 | | |
| | | | | | | | | Atlantic 10 (12 years): | 21-9 | | |
| | | | | | | | | Total (45 years): | 65-32 | | |

POSTSEASON HISTORY

1978 NIT (Record: 24-5)

3/9 at Detroit L 86-94

1980 NCAA (Record: 18-12) #12 East

3/6 #5 Iowa L 72-86

1981 NCAA (Record: 24-5) #5 East

3/13 #12 Long Island W 85-69

3/15 #4 Tennessee L 56-58 (ot)

1983 NCAA (Record: 24-7) #5 East

3/17 #12 La Salle W 76-67

3/19 #4 Georgia L 54-56

1984 NCAA (Record: 23-7) #6 East

3/16 #11 Northeastern W 70-69

3/18 #3 Syracuse L 63-78

1985 NCAA (Record: 26-6) #2 West

3/15 #15 Marshall W 81-65

3/17 #7 Alabama L 59-63

1988 NIT (Record: 23-12)

3/18 at Marshall W 81-80

3/22 Southern Mississippi W 93-89

3/25 at Connecticut L 61-72

1993 NIT (Record: 20-10)

3/18 at Old Dominion L 68-74

1996 NCAA (Record: 24-9) #12 Southeast

3/14 #5 Mississippi State L 51-58

2004 NCAA (Record: 23-8) #13 East

3/18 Wake Forest L 78-79

2005 NIT (Record: 19-13)

3/16 Davidson L 62-77

2007 NCAA (Record: 28-7) #11 West

3/15 #6 Duke W 79-77

3/17 #3 Pittsburgh L 79-84 (ot)

2008 NIT (Record: 24-8)

3/19 UAB L 77-80

2009 NCAA (Record: 24-10) #11 East

3/19 #6 UCLA L 64-65

2010 CBI (Record: 27-9)

3/16 at George Washington W 79-73

3/22 Coll. of Charleston W 93-86

3/24 Boston Univ. W 88-75

3/29 Saint Louis W 68-56

3/31 at Saint Louis W 71-65

2011 NCAA (Record: 28-12) #11 Southwest

3/16 #11 USC W 59-46

3/18 #6 Georgetown W 74-56

3/20 #3 Purdue W 94-76

3/25 #10 Florida State W 72-71 (ot)

3/27 #1 Kansas W 71-61

4/2 #8 Butler L 62-70

2012 NCAA (Record: 29-7) #12 South

3/15 #5 Wichita State W 62-59

3/17 #4 Indiana L 61-63

2013 NCAA (Record: 27-9) #5 South

3/21 #12 Akron W 88-42

3/23 #4 Michigan L 53-78

2014 NCAA (Record: 26-9) #5 South

3/21 #12 Stephen F. Austin L 75-77 (ot)

2015 NCAA (Record: 26-10) #7 West

3/19 #10 Ohio State L 72-75

2016 NCAA (Record: 25-11) #10 West

3/18 #7 Oregon State W 75-67

3/20 #2 Oklahoma L 81-85

2017 NCAA (Record: 26-9) #10 West

3/16 #7 St. Mary's (Calif.) L 77-85

2019 NCAA (Record: 25-8) #8 East

3/22 #9 UCF L 58-73

2021 NCAA (Record: 19-7) #10 West

3/20 #7 Oregon No contest

2022 NIT (Record: 22-10)

3/15 Princeton W 90-79

3/19 at Wake Forest L 74-80

2023 NCAA (Record: 27-8) #12 West

3/17 #5 St. Mary's (Calif.) L 51-63

2024 NIT (Record: 24-14)

3/20 at Villanova W 70-61

3/24 at South Florida W 70-65

3/27 at Utah L 54-74

All-Time Postseason Record

NCAA (19 years) 13-18

NIT (7 years) 5-7

CBI (1 year) 5-0

Total (27 years): 23-25

NCAA BIDS

Auto: 10

('80, '81, '85, '96, '04, '07, '09, '12, '15, '23)

At-Large: 9

('82, '83, '11, '13, '14, '16, '17, '19, 21)



YEAR-BY-YEAR HISTORY

| Year | Overall | | Conference | | Conf. Finish | Final Rank AP/Coaches | Postseason | Head Coach |
|-----------------|--------------|------------|------------|-----------|--------------|-----------------------------|----------------------------|-------------------|
| | W | L | W | L | | | | |
| 1968-69 | 12 | 11 | - | - | -- | | Benny Dees | |
| 1969-70 | 13 | 10 | - | - | -- | | Benny Dees | |
| 1970-71 | 15 | 9 | - | - | -- | | Chuck Noe | |
| 1971-72 | 15 | 4 | - | - | -- | | Chuck Noe | |
| 1972-73 | 15 | 5 | - | - | -- | | Chuck Noe | |
| 1973-74 | 17 | 7 | - | - | -- | | Chuck Noe | |
| 1974-75 | 17 | 8 | - | - | -- | | Chuck Noe | |
| 1975-76 | 16 | 9 | - | - | -- | | Chuck Noe | |
| 1976-77 | 13 | 13 | - | - | -- | | Dana Kirk | |
| 1977-78 | 24 | 5 | - | - | -- | NIT 1st Round | Dana Kirk | |
| 1978-79 | 20 | 5 | - | - | -- | | Dana Kirk | |
| 1979-80* | 18 | 12 | 8 | 6 | 5th | NCAA 1st Round | JD Barnett | |
| 1980-81* | 24 | 5 | 9 | 3 | t-1st | NCAA 2nd Round | JD Barnett | |
| 1981-82 | 17 | 11 | 7 | 3 | 2nd | | JD Barnett | |
| 1982-83 | 24 | 7 | 12 | 2 | t-1st | NCAA 2nd Round | JD Barnett | |
| 1983-84 | 23 | 7 | 11 | 3 | 1st | NCAA 2nd Round | JD Barnett | |
| 1984-85* | 26 | 6 | 12 | 2 | 1st | 11/-- NCAA 2nd Round | JD Barnett | |
| 1985-86 | 12 | 16 | 6 | 8 | 5th | | Mike Pollio | |
| 1986-87 | 17 | 14 | 7 | 7 | 4th | | Mike Pollio | |
| 1987-88 | 23 | 12 | 10 | 4 | 2nd | NIT 3rd Round | Mike Pollio | |
| 1988-89 | 13 | 15 | 9 | 5 | 3rd | | Mike Pollio | |
| 1989-90 | 11 | 17 | 5 | 9 | t-6th | | Sonny Smith | |
| 1990-91 | 14 | 17 | 7 | 7 | 5th | | Sonny Smith | |
| 1991-92 | 14 | 15 | 5 | 7 | t-5th | | Sonny Smith | |
| 1992-93 | 20 | 10 | 7 | 5 | 3rd | NIT 1st Round | Sonny Smith | |
| 1993-94 | 14 | 13 | 5 | 7 | t-5th | | Sonny Smith | |
| 1994-95 | 16 | 14 | 3 | 9 | 7th | | Sonny Smith | |
| 1995-96* | 24 | 9 | 14 | 2 | 1st | NCAA 1st Round | Sonny Smith | |
| 1996-97 | 14 | 13 | 9 | 7 | t-3rd | | Sonny Smith | |
| 1997-98 | 9 | 19 | 4 | 12 | 9th | | Sonny Smith | |
| 1998-99 | 15 | 16 | 8 | 8 | 6th | | Mack McCarthy | |
| 1999-00 | 14 | 14 | 7 | 9 | 5th | | Mack McCarthy | |
| 2000-01 | 16 | 14 | 9 | 7 | 4th | | Mack McCarthy | |
| 2001-02 | 21 | 11 | 11 | 7 | t-3rd | | Mack McCarthy | |
| 2002-03 | 18 | 10 | 12 | 6 | t-2nd | | Jeff Capel | |
| 2003-04* | 23 | 8 | 14 | 4 | 1st | RV/-- | NCAA 1st Round | Jeff Capel |
| 2004-05 | 19 | 13 | 13 | 5 | t-2nd | | Jeff Capel | |
| 2005-06 | 19 | 10 | 11 | 7 | 6th | | Jeff Capel | |
| 2006-07* | 28 | 7 | 16 | 2 | 1st | NCAA 2nd Round | Anthony Grant | |
| 2007-08 | 24 | 8 | 15 | 3 | 1st | RV/RV | NIT 1st Round | Anthony Grant |
| 2008-09* | 24 | 10 | 14 | 4 | 1st | RV/-- | NCAA 1st Round | Anthony Grant |
| 2009-10 | 27 | 9 | 11 | 7 | t-5th | | CBI Champions | Shaka Smart |
| 2010-11 | 28 | 12 | 12 | 6 | 4th | --/6 | NCAA Final Four | Shaka Smart |
| 2011-12* | 29 | 7 | 15 | 3 | 2nd | RV/RV | NCAA 2nd Round | Shaka Smart |
| 2012-13 | 27 | 9 | 12 | 4 | 2nd | RV/23 | NCAA 2nd Round | Shaka Smart |
| 2013-14 | 26 | 9 | 12 | 4 | 2nd | 24/RV | NCAA 1st Round | Shaka Smart |
| 2014-15* | 26 | 10 | 12 | 6 | t-4th | 25/RV | NCAA 1st Round | Shaka Smart |
| 2015-16 | 25 | 11 | 14 | 4 | t-1st | --/RV | NCAA 2nd Round | Will Wade |
| 2016-17 | 26 | 9 | 14 | 4 | 2nd | | NCAA 1st Round | Will Wade |
| 2017-18 | 18 | 15 | 9 | 9 | t-5th | | | Mike Rhoades |
| 2018-19 | 25 | 8 | 16 | 2 | 1st | RV/-- | NCAA 1st Round | Mike Rhoades |
| 2019-20 | 18 | 13 | 8 | 10 | t-8th | | | Mike Rhoades |
| 2020-21 | 19 | 7 | 10 | 4 | 2nd | RV/-- | NCAA 1st Round | Mike Rhoades |
| 2021-22 | 22 | 10 | 14 | 4 | t-2nd | | NIT 2nd Round | Mike Rhoades |
| 2022-23 | 27 | 8 | 15 | 3 | 1st | RV/-- | NCAA 1st Round | Mike Rhoades |
| 2023-24 | 24 | 14 | 11 | 7 | t-4th | | NIT Quarterfinals | Ryan Odom |
| 56 years | 1,098 | 590 | | | | | 19 NCAA Appearances | 13 Coaches |

* - Won conference tournament

Conference History

Sun Belt Conference 1979-1991
 Metro Conference 1991-95
 Colonial Athletic Association 1995-2012
 Atlantic 10 Conference 2012-present

COACHING RECORDS

| Coach | Years | Record | Win % |
|---------------|---------|---------|-------|
| Benny Dees | 1968-70 | 25-21 | .543 |
| Chuck Noe | 1970-76 | 95-42 | .693 |
| Dana Kirk | 1976-79 | 57-23 | .713 |
| J.D. Barnett | 1979-85 | 132-48 | .733 |
| Mike Pollio | 1985-89 | 65-57 | .533 |
| Sonny Smith | 1989-98 | 136-127 | .517 |
| Mack McCarthy | 1998-02 | 66-55 | .545 |
| Jeff Capel | 2002-06 | 79-41 | .658 |
| Anthony Grant | 2006-09 | 76-25 | .753 |
| Shaka Smart | 2009-15 | 163-56 | .744 |
| Will Wade | 2015-17 | 51-20 | .718 |
| Mike Rhoades | 2017-23 | 129-61 | .679 |
| Ryan Odom | 2023- | 24-14 | .632 |

YEAR-BY-YEAR HISTORY BREAKDOWN

| Year | Overall | | Home | | Away | | Neutral | | Overtime | | Attendance | |
|---------|-----------|----|-----------|----------|-----------|-----------|----------|----------|----------|---|----------------|---------------|
| | W | L | W | L | W | L | W | L | W | L | Total | Average |
| 1968-69 | 12 | 11 | 5 | 2 | 4 | 6 | 3 | 3 | 1 | 0 | n/a | n/a |
| 1969-70 | 13 | 10 | 10 | 0 | 3 | 10 | 0 | 0 | 1 | 0 | n/a | n/a |
| 1970-71 | 15 | 9 | 11 | 0 | 4 | 9 | 0 | 0 | 0 | 0 | n/a | n/a |
| 1971-72 | 15 | 4 | 12 | 1 | 3 | 3 | 0 | 0 | 0 | 1 | *14,700 | *2,940 (4-1) |
| 1972-73 | 15 | 5 | 9 | 1 | 6 | 4 | 0 | 0 | 0 | 0 | *17,500 | *2,917 (6-0) |
| 1973-74 | 17 | 7 | 15 | 1 | 2 | 6 | 0 | 0 | 0 | 1 | *38,264 | *4,252 (8-1) |
| 1974-75 | 17 | 8 | 14 | 2 | 3 | 6 | 0 | 0 | 0 | 0 | *37,572 | *4,175 (7-2) |
| 1975-76 | 16 | 9 | 13 | 2 | 3 | 7 | 0 | 0 | 1 | 0 | *26,310 | *3,289 (6-2) |
| 1976-77 | 13 | 13 | 12 | 5 | 1 | 8 | 0 | 0 | 1 | 2 | *39,700 | *3,970 (5-5) |
| 1977-78 | 24 | 5 | 15 | 1 | 8 | 2 | 1 | 2 | 2 | 0 | *64,870 | *5,406 (11-1) |
| 1978-79 | 20 | 5 | 12 | 2 | 6 | 1 | 2 | 2 | 4 | 1 | *48,745 | *5,416 (7-2) |
| 1979-80 | 18 | 12 | 8 | 5 | 7 | 5 | 3 | 2 | 0 | 1 | 67,269 | 5,175 |
| 1980-81 | 24 | 5 | 12 | 1 | 8 | 3 | 3 | 1 | 2 | 1 | 74,890 | 5,761 |
| 1981-82 | 17 | 11 | 10 | 2 | 6 | 6 | 1 | 3 | 2 | 2 | 66,732 | 5,133 |
| 1982-83 | 24 | 7 | 11 | 1 | 9 | 3 | 4 | 3 | 2 | 1 | 79,632 | 6,636 |
| 1983-84 | 23 | 7 | 13 | 1 | 7 | 4 | 3 | 2 | 0 | 1 | 95,825 | 7,985 |
| 1984-85 | 26 | 6 | 12 | 1 | 9 | 4 | 5 | 1 | 1 | 0 | 101,729 | 7,825 |
| 1985-86 | 12 | 16 | 8 | 6 | 3 | 9 | 1 | 1 | 1 | 5 | 98,278 | 7,020 |
| 1986-87 | 17 | 14 | 8 | 8 | 8 | 3 | 1 | 3 | 1 | 1 | 83,402 | 5,213 |
| 1987-88 | 23 | 12 | 13 | 4 | 8 | 8 | 2 | 0 | 0 | 1 | *114,592 | *6,741 (12-4) |
| 1988-89 | 13 | 15 | 9 | 4 | 3 | 10 | 1 | 1 | 1 | 1 | 74,384 | 5,722 |
| 1989-90 | 11 | 17 | 7 | 8 | 4 | 8 | 0 | 1 | 3 | 1 | 87,373 | 5,825 |
| 1990-91 | 14 | 17 | 8 | 6 | 4 | 10 | 2 | 1 | 0 | 0 | 79,705 | 5,693 |
| 1991-92 | 14 | 15 | 7 | 7 | 7 | 7 | 0 | 1 | 0 | 2 | 90,166 | 6,440 |
| 1992-93 | 20 | 10 | 10 | 2 | 7 | 7 | 3 | 1 | 2 | 1 | 74,095 | 6,175 |
| 1993-94 | 14 | 13 | 7 | 5 | 6 | 6 | 1 | 2 | 1 | 0 | 72,969 | 6,081 |
| 1994-95 | 16 | 14 | 10 | 4 | 4 | 9 | 2 | 1 | 1 | 1 | 73,611 | 5,258 |
| 1995-96 | 24 | 9 | 15 | 1 | 6 | 6 | 3 | 2 | 1 | 0 | 63,345 | 4,872 |
| 1996-97 | 14 | 13 | 8 | 3 | 4 | 7 | 2 | 3 | 1 | 1 | 45,361 | 4,536 |
| 1997-98 | 9 | 19 | 7 | 7 | 1 | 11 | 1 | 1 | 0 | 1 | 48,027 | 4,002 |
| 1998-99 | 15 | 16 | 10 | 4 | 3 | 9 | 2 | 3 | 1 | 1 | 43,389 | 3,338 |
| 1999-00 | 14 | 14 | 12 | 3 | 2 | 10 | 0 | 1 | 4 | 2 | 78,447 | 5,230 |
| 2000-01 | 16 | 14 | 12 | 2 | 3 | 9 | 1 | 3 | 4 | 2 | 70,197 | 5,014 |
| 2001-02 | 21 | 11 | 14 | 1 | 3 | 8 | 4 | 2 | 2 | 0 | 71,806 | 4,787 |
| 2002-03 | 18 | 10 | 12 | 3 | 5 | 6 | 1 | 1 | 1 | 2 | 61,618 | 4,108 |
| 2003-04 | 23 | 8 | 12 | 3 | 8 | 4 | 3 | 1 | 1 | 0 | 67,872 | 4,525 |
| 2004-05 | 19 | 13 | 11 | 4 | 6 | 8 | 2 | 1 | 3 | 1 | 72,232 | 4,815 |
| 2005-06 | 19 | 10 | 12 | 2 | 6 | 7 | 1 | 1 | 1 | 0 | 75,171 | 5,369 |
| 2006-07 | 28 | 7 | 12 | 2 | 11 | 2 | 5 | 3 | 1 | 1 | 78,963 | 5,640 |
| 2007-08 | 24 | 8 | 12 | 2 | 9 | 3 | 3 | 3 | 1 | 0 | 86,369 | 6,169 |
| 2008-09 | 24 | 10 | 13 | 1 | 7 | 6 | 4 | 3 | 1 | 1 | 85,477 | 6,106 |
| 2009-10 | 27 | 9 | 18 | 1 | 7 | 7 | 2 | 1 | 0 | 2 | 113,993 | 6,000 |
| 2010-11 | 28 | 12 | 11 | 3 | 8 | 6 | 9 | 3 | 2 | 1 | 93,024 | 6,645 |
| 2011-12 | 29 | 7 | 13 | 1 | 10 | 3 | 6 | 3 | 2 | 0 | 106,707 | 7,622 |
| 2012-13 | 27 | 9 | 15 | 2 | 8 | 3 | 4 | 4 | 1 | 1 | 130,781 | 7,693 |
| 2013-14 | 26 | 9 | 15 | 0 | 6 | 5 | 5 | 4 | 2 | 1 | 116,115 | 7,741 |
| 2014-15 | 26 | 10 | 12 | 4 | 8 | 4 | 6 | 2 | 1 | 3 | 122,202 | 7,638 |
| 2015-16 | 25 | 11 | 15 | 2 | 7 | 4 | 3 | 5 | 1 | 1 | 129,829 | 7,637 |
| 2016-17 | 26 | 9 | 15 | 1 | 7 | 4 | 4 | 4 | 2 | 2 | 122,192 | 7,637 |
| 2017-18 | 18 | 15 | 11 | 7 | 5 | 5 | 2 | 3 | 2 | 1 | 137,466 | 7,637 |
| 2018-19 | 25 | 8 | 16 | 1 | 8 | 4 | 1 | 3 | 1 | 1 | 129,829 | 7,637 |
| 2019-20 | 18 | 13 | 14 | 4 | 4 | 7 | 0 | 2 | 0 | 1 | 137,466 | 7,637 |
| 2020-21 | 19 | 7 | 12 | 2 | 5 | 3 | 2 | 2 | 0 | 1 | 3,500** | 250** |
| 2021-22 | 22 | 10 | 12 | 4 | 9 | 3 | 1 | 3 | 0 | 1 | 109,230 | 6,827 |
| 2022-23 | 27 | 8 | 15 | 3 | 8 | 3 | 4 | 2 | 0 | 0 | 131,450 | 7,303 |
| 2023-24 | 24 | 14 | 13 | 6 | 7 | 5 | 4 | 3 | 0 | 2 | 136,813 | 7,201 |

56 years 1,098 590

* - Includes games played at Richmond Coliseum only. Record for those games included in parenthesis.

** - Capacity limited to 250 (COVID-19 pandemic)

Home courts

Franklin Street Gym: 1968-1979

Richmond Coliseum: 1971-1999

Robins Center: 1988 (one game) & 1998-99

Stuart C. Siegel Center: 1999-present

YEAR-BY-YEAR STATISTICS

| Season | G | Overall | W-L | Pct. | Conference | W-L | Pct. | FG | FGA | Pct. | Def. | 3FG-FGA | Pct. | Pct. | Def. | FT-FTA | Pct. | Pct. | Def. | Reb. | Avg. | Opp. Reb. | Opp. Avg. |
|---------|----|---------|------|------|------------|-------|-------|------|------|---------|------|---------|------|------|-------|--------|-------|------|------|------|------|-----------|-----------|
| 2023-24 | 38 | 24-14 | .632 | 11-7 | .611 | 906 | 2,059 | .440 | .407 | 322-911 | .353 | .313 | .781 | .734 | 1,336 | 35.2 | 1,259 | 33.1 | | | | | |
| 2022-23 | 35 | 27-8 | .771 | 15-3 | .833 | 864 | 1,867 | .463 | .415 | 212-610 | .348 | .319 | .696 | .704 | 1,161 | 33.2 | 1,157 | 33.1 | | | | | |
| 2021-22 | 32 | 22-10 | .688 | 14-4 | .778 | 795 | 1,723 | .461 | .394 | 181-521 | .347 | .278 | .704 | .708 | 1,040 | 32.5 | 1,102 | 34.4 | | | | | |
| 2020-21 | 26 | 19-7 | .731 | 10-4 | .714 | 659 | 1,460 | .451 | .405 | 168-510 | .329 | .305 | .761 | .694 | 893 | 34.3 | 909 | 35.0 | | | | | |
| 2019-20 | 31 | 18-13 | .581 | 8-10 | .444 | 775 | 1,792 | .432 | .423 | 231-667 | .346 | .337 | .696 | .706 | 1,039 | 33.5 | 1,123 | 36.2 | | | | | |
| 2018-19 | 33 | 25-8 | .758 | 16-2 | .889 | 820 | 1,872 | .438 | .387 | 235-771 | .305 | .285 | .701 | .690 | 1,211 | 36.7 | 1,179 | 35.7 | | | | | |
| 2017-18 | 33 | 18-15 | .546 | 9-9 | .500 | 921 | 2,013 | .458 | .450 | 274-778 | .352 | .351 | .691 | .715 | 1,203 | 36.5 | 1,155 | 35.0 | | | | | |
| 2016-17 | 35 | 26-9 | .743 | 14-4 | .788 | 945 | 2,050 | .461 | .422 | 199-602 | .331 | .338 | .705 | .697 | 1,275 | 36.4 | 1,185 | 33.9 | | | | | |
| 2015-16 | 36 | 25-11 | .694 | 14-4 | .778 | 1,010 | 2,238 | .451 | .441 | 262-725 | .352 | .337 | .692 | .679 | 1,347 | 37.4 | 1,244 | 34.6 | | | | | |
| 2014-15 | 36 | 26-10 | .722 | 12-6 | .667 | 896 | 2,139 | .419 | .434 | 293-854 | .343 | .345 | .657 | .691 | 1,277 | 35.5 | 1,319 | 36.6 | | | | | |
| 2013-14 | 35 | 26-9 | .743 | 12-4 | .750 | 922 | 2,196 | .420 | .432 | 260-744 | .349 | .303 | .704 | .668 | 1,317 | 37.6 | 1,286 | 36.7 | | | | | |
| 2012-13 | 36 | 27-9 | .750 | 12-4 | .750 | 1,101 | 2,243 | .450 | .444 | 281-800 | .351 | .329 | .685 | .691 | 1,244 | 34.6 | 1,252 | 34.8 | | | | | |
| 2011-12 | 36 | 29-7 | .805 | 15-3 | .833 | 837 | 2,040 | .410 | .424 | 267-800 | .334 | .321 | .685 | .691 | 1,205 | 33.5 | 1,268 | 35.2 | | | | | |
| 2010-11 | 40 | 28-12 | .700 | 12-6 | .667 | 968 | 2,228 | .434 | .441 | 339-917 | .370 | .336 | .715 | .678 | 1,292 | 32.3 | 1,455 | 36.4 | | | | | |
| 2009-10 | 36 | 29-7 | .750 | 11-7 | .611 | 979 | 2,117 | .462 | .429 | 253-691 | .366 | .302 | .704 | .669 | 1,331 | 37.0 | 1,251 | 34.8 | | | | | |
| 2008-09 | 34 | 24-10 | .706 | 14-4 | .778 | 866 | 1,878 | .461 | .397 | 222-601 | .369 | .337 | .705 | .706 | 1,152 | 33.9 | 1,173 | 34.5 | | | | | |
| 2007-08 | 32 | 24-8 | .750 | 15-3 | .800 | 742 | 1,706 | .435 | .381 | 210-559 | .376 | .269 | .677 | .697 | 1,158 | 36.2 | 1,094 | 34.2 | | | | | |
| 2006-07 | 35 | 28-7 | .800 | 16-2 | .889 | 901 | 1,971 | .457 | .453 | 244-609 | .401 | .356 | .728 | .690 | 1,165 | 33.3 | 1,122 | 32.1 | | | | | |
| 2005-06 | 29 | 19-10 | .655 | 11-7 | .611 | 690 | 1,589 | .434 | .428 | 225-603 | .373 | .305 | .725 | .697 | 926 | 31.9 | 978 | 33.7 | | | | | |
| 2004-05 | 32 | 19-13 | .594 | 13-5 | .722 | 791 | 1,806 | .438 | .418 | 215-617 | .348 | .342 | .693 | .682 | 1,106 | 34.6 | 1,148 | 35.9 | | | | | |
| 2003-04 | 31 | 23-8 | .742 | 14-4 | .778 | 811 | 1,707 | .475 | .405 | 208-530 | .392 | .346 | .606 | .673 | 1,159 | 37.4 | 1,019 | 32.9 | | | | | |
| 2002-03 | 28 | 18-10 | .643 | 12-6 | .667 | 751 | 1,672 | .449 | .398 | 179-490 | .365 | .312 | .709 | .694 | 1,067 | 38.1 | 1,055 | 37.7 | | | | | |
| 2001-02 | 32 | 21-11 | .656 | 11-7 | .611 | 811 | 1,890 | .429 | .374 | 211-624 | .338 | .301 | .672 | .697 | 1,283 | 40.1 | 1,323 | 41.3 | | | | | |
| 2000-01 | 30 | 16-14 | .533 | 9-7 | .563 | 770 | 1,753 | .439 | .413 | 185-510 | .363 | .352 | .649 | .691 | 1,153 | 38.4 | 1,162 | 38.7 | | | | | |
| 1999-00 | 28 | 14-14 | .500 | 7-9 | .438 | 707 | 1,729 | .409 | .420 | 150-514 | .292 | .353 | .657 | .716 | 1,117 | 39.9 | 1,107 | 39.5 | | | | | |
| 1998-99 | 31 | 15-16 | .484 | 8-8 | .500 | 782 | 1,893 | .413 | .429 | 241-667 | .361 | .346 | .674 | .671 | 1,213 | 39.1 | 1,169 | 37.7 | | | | | |
| 1997-98 | 28 | 9-19 | .321 | 4-12 | .250 | 644 | 1,549 | .416 | .429 | 161-530 | .304 | .365 | .663 | .669 | 1,031 | 36.8 | 952 | 34.0 | | | | | |
| 1996-97 | 27 | 14-13 | .519 | 9-7 | .563 | 689 | 1,507 | .457 | .432 | 160-437 | .366 | .322 | .651 | .640 | 1,016 | 37.6 | 931 | 34.5 | | | | | |
| 1995-96 | 33 | 24-9 | .727 | 14-2 | .875 | 890 | 1,908 | .466 | .419 | 153-483 | .317 | .334 | .505 | .667 | 1,328 | 40.2 | 1,055 | 32.0 | | | | | |
| 1994-95 | 30 | 16-14 | .533 | 3-9 | .250 | 785 | 1,692 | .464 | .446 | 170-474 | .359 | .320 | .574 | .658 | 1,133 | 37.8 | 1,026 | 34.2 | | | | | |
| 1993-94 | 27 | 14-13 | .519 | 5-7 | .417 | 757 | 1,656 | .457 | .430 | 187-535 | .350 | .375 | .656 | .714 | 1,101 | 40.8 | 1,002 | 37.1 | | | | | |
| 1992-93 | 30 | 20-10 | .667 | 7-5 | .583 | 910 | 1,926 | .472 | .422 | 219-581 | .377 | .368 | .620 | .660 | 1,192 | 39.7 | 1,122 | 37.4 | | | | | |
| 1991-92 | 29 | 14-15 | .483 | 5-7 | .417 | 813 | 1,723 | .472 | .446 | 160-417 | .384 | .345 | .638 | .656 | 1,055 | 36.4 | 1,102 | 38.0 | | | | | |
| 1990-91 | 31 | 14-17 | .452 | 7-7 | .500 | 902 | 1,935 | .466 | .439 | 152-419 | .363 | .351 | .627 | .666 | 1,223 | 39.5 | 1,231 | 39.7 | | | | | |
| 1989-90 | 28 | 11-17 | .393 | 5-9 | .357 | 730 | 1,644 | .444 | .459 | 120-372 | .323 | .333 | .660 | .704 | 954 | 34.1 | 983 | 35.1 | | | | | |
| 1988-89 | 28 | 13-15 | .464 | 9-5 | .643 | 867 | 1,923 | .451 | .476 | 112-314 | .357 | .354 | .666 | .720 | 1,120 | 40.0 | 1,028 | 36.7 | | | | | |
| 1987-88 | 35 | 23-12 | .657 | 10-4 | .714 | 1,047 | 2,215 | .473 | .479 | 116-343 | .338 | .337 | .726 | .704 | 1,354 | 38.7 | 1,087 | 31.1 | | | | | |
| 1986-87 | 31 | 17-14 | .548 | 7-7 | .500 | 825 | 1,850 | .446 | .466 | 90-250 | .360 | .343 | .672 | .683 | 1,107 | 35.7 | 1,021 | 32.9 | | | | | |
| 1985-86 | 28 | 12-16 | .429 | 6-8 | .429 | 724 | 1,641 | .441 | .468 | 363-504 | .720 | .665 | .665 | .665 | 965 | 34.5 | 881 | 31.5 | | | | | |
| 1984-85 | 32 | 26-6 | .813 | 12-2 | .857 | 901 | 1,736 | .519 | .441 | 511-702 | .728 | .654 | .654 | .654 | 1,053 | 32.9 | 1,027 | 32.1 | | | | | |
| 1983-84 | 30 | 23-7 | .767 | 11-3 | .786 | 764 | 1,507 | .507 | .462 | 421-599 | .703 | .703 | .938 | .938 | 938 | 31.2 | 796 | 26.5 | | | | | |
| 1982-83 | 31 | 24-7 | .774 | 12-2 | .857 | 810 | 1,578 | .513 | .461 | 497-673 | .738 | .709 | .986 | .986 | 986 | 31.8 | 894 | 28.8 | | | | | |
| 1981-82 | 28 | 17-11 | .607 | 7-3 | .700 | 752 | 1,495 | .503 | .456 | 380-535 | .710 | .719 | .928 | .928 | 928 | 33.1 | 831 | 29.7 | | | | | |
| 1980-81 | 29 | 24-5 | .828 | 9-3 | .750 | 793 | 1,563 | .507 | .457 | 411-576 | .714 | .685 | .685 | .685 | 1,014 | 35.0 | 843 | 29.1 | | | | | |
| 1979-80 | 30 | 18-12 | .600 | 8-6 | .576 | 887 | 1,788 | .496 | .474 | 498-696 | .716 | .674 | .674 | .674 | 1,124 | 35.5 | 1,006 | 33.5 | | | | | |
| 1978-79 | 25 | 20-5 | .800 | | | 755 | 1,449 | .521 | .434 | 409-600 | .682 | .704 | .665 | .704 | 949 | 38.0 | 840 | 33.6 | | | | | |
| 1977-78 | 29 | 24-5 | .828 | | | 843 | 1,679 | .502 | .436 | 513-766 | .670 | .665 | .665 | .665 | 1,120 | 38.6 | 1,036 | 35.7 | | | | | |
| 1976-77 | 26 | 13-13 | .500 | | | 798 | 1,608 | .496 | .429 | 289-447 | .647 | .679 | .679 | .679 | 989 | 38.0 | 1,028 | 39.5 | | | | | |
| 1975-76 | 25 | 16-9 | .640 | | | 898 | 1,924 | .467 | .456 | 341-518 | .658 | .693 | .693 | .693 | 1,136 | 45.4 | 1,034 | 41.4 | | | | | |
| 1974-75 | 25 | 17-8 | .680 | | | 923 | 1,945 | .475 | .458 | 367-559 | .656 | .629 | .629 | .629 | 1,211 | 48.4 | 1,056 | 42.2 | | | | | |
| 1973-74 | 24 | 17-7 | .708 | | | 979 | 2,044 | .479 | .423 | 308-442 | .697 | .681 | .681 | .681 | 1,148 | 47.8 | 866 | 36.0 | | | | | |
| 1972-73 | 20 | 15-5 | .750 | | | 722 | 1,441 | .501 | .408 | 354-525 | .674 | .658 | .658 | .658 | 956 | 47.5 | 846 | 42.3 | | | | | |
| 1971-72 | 19 | 15-4 | .789 | | | 948 | 2,081 | .455 | | 353-575 | .614 | | | | 848 | 44.6 | 786 | 41.4 | | | | | |
| 1970-71 | 24 | 15-9 | .625 | | | | | | | | | | | | 1,255 | 50.2 | | | | | | | |
| 1969-70 | 23 | 13-10 | .565 | | | | | | | | | | | | | | | | | | | | |
| 1968-69 | 23 | 12-11 | .522 | | | | | | | | | | | | | | | | | | | | |

YEAR-BY-YEAR STATISTICS

| Season | PF-Dq. | Asst. | Avg. | Avg. | TO | Opp. TO | BLK | Opp. BLK | ST | Opp. ST | Points | Opp. Points | Average | Opp. Average | Score Margin | Rebound Margin |
|---------|--------|-------|------|------|-----|---------|-----|----------|-----|---------|--------|-------------|---------|--------------|--------------|----------------|
| 2023-24 | 625-5 | 514 | 13.5 | 11.3 | 461 | 423 | 167 | 86 | 244 | 269 | 2,697 | 2,534 | 71.0 | 66.7 | +4.3 | +2.1 |
| 2022-23 | 575-11 | 456 | 13.0 | 11.6 | 468 | 572 | 160 | 124 | 311 | 229 | 2,480 | 2,202 | 70.9 | 62.9 | +8.0 | +0.1 |
| 2021-22 | 599-15 | 446 | 13.9 | 11.4 | 483 | 544 | 162 | 85 | 294 | 250 | 2,146 | 1,997 | 67.1 | 62.4 | +4.7 | -1.9 |
| 2020-21 | 485-2 | 347 | 13.3 | 11.6 | 380 | 436 | 140 | 81 | 240 | 168 | 1,864 | 1,694 | 71.7 | 65.2 | +6.5 | -0.6 |
| 2019-20 | 569-12 | 409 | 13.2 | 11.9 | 384 | 527 | 134 | 98 | 278 | 206 | 2,193 | 2,020 | 70.7 | 65.2 | +5.5 | -2.7 |
| 2018-19 | 650-3 | 450 | 13.6 | 10.9 | 458 | 535 | 148 | 87 | 263 | 212 | 2,344 | 2,044 | 71.0 | 61.9 | +9.1 | +1.0 |
| 2017-18 | 561-5 | 510 | 15.5 | 14.2 | 446 | 425 | 93 | 87 | 210 | 230 | 2,507 | 2,470 | 76.0 | 74.8 | +1.2 | +1.5 |
| 2016-17 | 730-17 | 525 | 15.0 | 10.6 | 435 | 514 | 138 | 129 | 263 | 192 | 2,616 | 2,343 | 74.7 | 66.9 | +7.8 | +2.9 |
| 2015-16 | 706-14 | 517 | 14.4 | 12.8 | 414 | 543 | 135 | 146 | 309 | 204 | 2,781 | 2,440 | 77.2 | 67.8 | +9.5 | +2.9 |
| 2014-15 | 672-0 | 456 | 12.7 | 13.0 | 383 | 577 | 153 | 124 | 342 | 210 | 2,609 | 2,368 | 72.5 | 65.8 | +6.7 | -1.2 |
| 2013-14 | 687-6 | 459 | 13.1 | 11.2 | 428 | 638 | 150 | 145 | 391 | 207 | 2,624 | 2,323 | 75.0 | 65.2 | +9.8 | +0.9 |
| 2012-13 | 708-3 | 521 | 14.5 | 11.5 | 420 | 709 | 109 | 126 | 422 | 214 | 2,770 | 2,323 | 76.9 | 64.5 | +12.4 | -0.2 |
| 2011-12 | 645-7 | 433 | 12.0 | 10.0 | 411 | 644 | 132 | 147 | 381 | 210 | 2,448 | 2,154 | 68.0 | 59.8 | +8.2 | -1.7 |
| 2010-11 | 735-9 | 583 | 14.6 | 13.0 | 452 | 584 | 140 | 150 | 328 | 234 | 2,864 | 2,673 | 71.6 | 66.8 | +4.8 | -4.1 |
| 2009-10 | 626-6 | 536 | 14.9 | 12.8 | 443 | 517 | 148 | 120 | 313 | 250 | 2,737 | 2,392 | 76.0 | 66.4 | +9.6 | +2.2 |
| 2008-09 | 654-17 | 469 | 13.8 | 11.4 | 431 | 494 | 155 | 86 | 257 | 190 | 2,440 | 2,156 | 71.8 | 63.4 | +8.4 | -0.6 |
| 2007-08 | 594-10 | 402 | 12.6 | 10.8 | 429 | 479 | 170 | 102 | 253 | 194 | 2,157 | 1,881 | 67.4 | 58.8 | +8.6 | +2.0 |
| 2006-07 | 643-6 | 475 | 13.6 | 11.5 | 394 | 575 | 106 | 116 | 268 | 182 | 2,626 | 2,298 | 75.0 | 65.7 | +9.3 | +1.2 |
| 2005-06 | 496-6 | 356 | 12.3 | 10.8 | 362 | 456 | 82 | 70 | 237 | 185 | 1,964 | 1,811 | 67.7 | 62.4 | +5.3 | -1.8 |
| 2004-05 | 641-16 | 422 | 13.2 | 12.0 | 411 | 463 | 132 | 57 | 223 | 208 | 2,240 | 2,127 | 70.0 | 66.5 | +3.5 | -1.3 |
| 2003-04 | 549-12 | 407 | 13.1 | 12.3 | 510 | 443 | 120 | 66 | 209 | 240 | 2,202 | 1,986 | 71.0 | 64.1 | +6.9 | +4.5 |
| 2002-03 | 525-8 | 341 | 12.2 | 11.3 | 391 | 400 | 142 | 86 | 176 | 183 | 2,073 | 1,903 | 74.0 | 68.0 | +6.0 | +0.4 |
| 2001-02 | 614-15 | 391 | 12.7 | 12.8 | 490 | 443 | 176 | 84 | 190 | 253 | 2,326 | 2,193 | 72.7 | 68.5 | +4.2 | -1.2 |
| 2000-01 | 604-24 | 382 | 12.2 | 12.6 | 436 | 413 | 134 | 98 | 191 | 185 | 2,192 | 2,165 | 73.1 | 72.2 | +0.9 | -0.3 |
| 1999-00 | 527-10 | 369 | 13.2 | 15.9 | 485 | 474 | 151 | 106 | 220 | 248 | 1,957 | 2,043 | 69.9 | 73.0 | -3.1 | +0.4 |
| 1998-99 | 561-9 | 408 | 13.2 | 15.4 | 497 | 499 | 133 | 111 | 231 | 250 | 2,221 | 2,214 | 71.6 | 71.4 | +0.2 | +1.4 |
| 1997-98 | 470-12 | 374 | 13.4 | 13.9 | 453 | 380 | 103 | 94 | 184 | 231 | 1,787 | 1,879 | 63.8 | 67.1 | -3.3 | +2.8 |
| 1996-97 | 463-8 | 434 | 16.1 | 12.7 | 402 | 350 | 91 | 79 | 186 | 189 | 1,910 | 1,852 | 70.7 | 68.6 | +2.1 | +3.1 |
| 1995-96 | 553-7 | 513 | 15.5 | 12.6 | 557 | 529 | 129 | 106 | 246 | 265 | 2,438 | 2,190 | 73.9 | 66.4 | +7.5 | +8.2 |
| 1994-95 | 553-6 | 475 | 15.8 | 13.4 | 561 | 483 | 115 | 102 | 244 | 265 | 2,098 | 2,077 | 69.9 | 69.2 | +0.7 | +3.6 |
| 1993-94 | 514-14 | 448 | 16.6 | 14.9 | 474 | 381 | 107 | 89 | 199 | 188 | 2,103 | 2,070 | 77.9 | 76.7 | +1.2 | +3.7 |
| 1992-93 | 563-9 | 567 | 18.9 | 14.0 | 452 | 489 | 124 | 71 | 251 | 210 | 2,379 | 2,154 | 79.3 | 71.8 | +7.3 | +2.3 |
| 1991-92 | 483-8 | 444 | 15.3 | 14.3 | 460 | 436 | 115 | 70 | 193 | 218 | 2,171 | 2,182 | 74.9 | 75.2 | -0.3 | -1.6 |
| 1990-91 | 585-10 | 520 | 16.8 | 16.4 | 582 | 502 | 140 | 79 | 215 | 283 | 2,366 | 2,438 | 76.3 | 78.5 | -2.3 | -0.2 |
| 1989-90 | 444-7 | 415 | 14.8 | 15.8 | 415 | 502 | 62 | 67 | 190 | 182 | 1,861 | 1,939 | 66.5 | 69.3 | -2.8 | -1.0 |
| 1988-89 | 594-24 | 371 | 13.3 | 14.4 | 415 | 466 | 110 | 86 | 234 | 156 | 2,215 | 2,208 | 79.1 | 78.9 | +0.2 | +3.3 |
| 1987-88 | 750-27 | 461 | 13.2 | 14.2 | 415 | 466 | 85 | 88 | 246 | 245 | 2,773 | 2,591 | 79.2 | 74.0 | +5.2 | +7.6 |
| 1986-87 | 722-21 | 386 | 12.5 | 12.8 | 415 | 466 | 71 | 94 | 244 | 204 | 2,196 | 2,161 | 70.8 | 69.7 | +1.1 | +2.8 |
| 1985-86 | 556-28 | 341 | 12.2 | 13.0 | 410 | 413 | 79 | 80 | 183 | 188 | 1,811 | 1,806 | 64.7 | 64.5 | +0.2 | +3.0 |
| 1984-85 | 611-14 | 442 | 13.8 | 11.5 | 407 | 466 | 60 | 95 | 226 | 182 | 2,313 | 2,005 | 72.3 | 62.7 | +9.6 | +0.8 |
| 1983-84 | 478-13 | 448 | 14.9 | 12.3 | 373 | 402 | 69 | 92 | 193 | 150 | 1,949 | 1,690 | 65.0 | 56.3 | +8.7 | +4.7 |
| 1982-83 | 517-12 | 411 | 13.3 | 11.8 | 425 | 413 | 60 | 82 | 210 | 172 | 2,165 | 1,988 | 69.8 | 64.1 | +5.7 | +3.0 |
| 1981-82 | 545-23 | 378 | 13.5 | 12.3 | 409 | 384 | 64 | 68 | 149 | 167 | 1,884 | 1,759 | 67.3 | 62.8 | +4.5 | +3.4 |
| 1980-81 | 459-8 | 471 | 16.2 | 13.1 | 357 | 351 | 86 | 83 | 139 | 156 | 1,997 | 1,792 | 68.9 | 61.8 | +7.1 | +5.9 |
| 1979-80 | 648-22 | 427 | 14.2 | 11.7 | 456 | 421 | 62 | 82 | 156 | 174 | 2,272 | 2,156 | 75.7 | 71.9 | +3.8 | +2.0 |
| 1978-79 | 413-15 | 413 | 16.5 | 10.4 | 396 | 375 | 184 | 50 | 176 | 165 | 1,919 | 1,666 | 78.8 | 66.6 | +12.2 | +4.4 |
| 1977-78 | 535-19 | 355 | 12.2 | 9.3 | 510 | 517 | 171 | 105 | 217 | 182 | 2,199 | 1,937 | 75.8 | 66.8 | +9.0 | +2.9 |
| 1976-77 | 488-25 | 326 | 12.5 | 9.4 | 460 | 423 | 158 | 64 | 163 | 171 | 1,885 | 1,838 | 72.5 | 70.7 | +1.8 | -1.5 |
| 1975-76 | 548-22 | 305 | 12.2 | 9.9 | 451 | 578 | 158 | 64 | 163 | 171 | 2,137 | 1,912 | 85.5 | 76.5 | +9.0 | +4.0 |
| 1974-75 | 549-16 | | | | | | | | | | 2,213 | 1,927 | 88.5 | 77.1 | +11.4 | +6.2 |
| 1973-74 | 484-16 | 528 | 22.0 | 13.8 | 447 | 545 | | | | | 2,266 | 1,875 | 94.4 | 78.1 | +16.3 | +11.8 |
| 1972-73 | | 359 | 18.0 | 13.9 | 372 | 396 | | | | | 1,653 | 1,483 | 82.7 | 74.2 | +8.5 | +5.2 |
| 1971-72 | | 444 | 23.4 | 14.3 | | | | | | | 1,798 | 1,501 | 94.6 | 79.0 | +15.6 | +3.3 |
| 1970-71 | 402 | 428 | 17.1 | | | | | | | | 2,261 | 2,001 | 90.4 | 80.0 | +10.4 | |
| 1969-70 | | | | | | | | | | | | | | | | |
| 1968-69 | | | | | | | | | | | | | | | | |

VCU AND THE TOP 25

VCU vs. the Associated Press Top 25

VCU is 17-53 all-time against the Associated Press Top 25, including 6-3 at the Stuart C. Siegel Center (Siegel Center games in **BOLD CAPS**).

| Date | Opponent | AP Rank | W/L | Score |
|-----------------|---------------------------|-----------|----------|-----------------|
| 3/8/24 | at Dayton | 25 | L | 86-91 ot |
| 2/9/24 | DAYTON | 18 | W | 49-47 |
| *3/17/23 | vs. Saint Mary's (Calif.) | 19 | L | 51-63 |
| 1/26/22 | at Davidson | 25 | W | 70-68 |
| 11/26/21 | vs. UConn | 22 | L | 63-70 ot |
| 11/25/21 | vs. Baylor | 6 | L | 61-69 |
| 11/26/20 | vs. West Virginia | 15 | L | 66-78 |
| 2/18/20 | DAYTON | 5 | L | 61-66 |
| 1/14/20 | at Dayton | 13 | L | 65-79 |
| 11/30/19 | vs. Tennessee | 17 | L | 69-72 |
| 11/13/19 | LSU | 23 | W | 84-82 |
| 12/9/18 | at Virginia | 4 | L | 49-57 |
| 3/9/18 | vs. Rhode Island | 25 | L | 67-76 |
| 2/2/18 | RHODE ISLAND | 22 | L | 68-81 |
| 12/9/17 | at Seton Hall | 19 | L | 67-90 |
| *3/16/17 | vs. St. Mary's (Calif.) | 22 | L | 77-85 |
| 11/23/16 | vs. Baylor | 20 | L | 63-71 |
| *3/20/16 | vs. Oklahoma | 7 | L | 81-85 |
| 11/20/15 | vs. Duke | 5 | L | 71-79 |
| 3/14/15 | vs. Davidson | 24 | W | 93-73 |
| 12/13/14 | NORTHERN IOWA | 23 | W | 93-87 ot |
| 12/6/14 | VIRGINIA | 7 | L | 57-74 |
| 11/24/14 | vs. Villanova | 12 | L | 53-77 |
| 3/1/14 | SAINT LOUIS | 10 | W | 67-56 |
| 2/15/14 | at Saint Louis | 12 | L | 62-64 |
| 11/12/13 | at Virginia | 25 | W | 59-56 |
| *3/23/13 | vs. Michigan | 10 | L | 53-78 |
| 3/17/13 | vs. Saint Louis | 16 | L | 56-62 |
| 3/2/13 | BUTLER | 20 | W | 84-52 |
| 11/24/12 | vs. Missouri | 13 | L | 65-68 |
| 11/23/12 | vs. Duke | 5 | L | 58-67 |
| 11/22/12 | vs. Memphis | 19 | W | 78-65 |
| *3/17/12 | vs. Indiana | 16 | L | 61-63 |
| *3/15/12 | vs. Wichita State | 18 | W | 62-59 |
| 11/27/12 | at Alabama | 13 | L | 64-72 |
| *3/27/11 | vs. Kansas | 2 | W | 71-61 |
| *3/20/11 | vs. Purdue | 13 | W | 94-76 |
| 11/24/10 | vs. Tennessee | 24 | L | 72-77 |
| 11/21/09 | OKLAHOMA | 17 | W | 82-69 |
| *3/19/09 | vs. UCLA | 18 | L | 64-65 |
| 12/20/08 | vs. Oklahoma | 5 | L | 70-81 |
| 11/18/07 | vs. Arkansas | 18 | L | 60-70 |
| *3/17/07 | vs. Pitt | 12 | L | 79-84 ot |
| 11/18/04 | at Wake Forest | 2 | L | 67-81 |
| *3/18/04 | vs. Wake Forest | 17 | L | 78-79 |
| 12/29/03 | at Georgia Tech | 3 | L | 65-86 |
| 12/21/96 | vs. Alabama | 20 | L | 69-72 |
| *3/14/96 | vs. Mississippi State | 19 | L | 51-58 |
| 12/21/95 | at Virginia | 23 | L | 65-80 |
| 11/25/95 | vs. Louisville | 13 | L | 74-83 |
| 1/29/94 | LOUISVILLE | 12 | L | 74-94 |
| 1/8/94 | at Louisville | 11 | W | 93-89 ot |
| 3/14/93 | at Louisville | 16 | L | 78-90 |
| 1/23/93 | LONG BEACH STATE | 25 | W | 95-61 |
| 12/5/92 | at Syracuse | 17 | L | 81-94 |
| 2/8/92 | at Tulane | 14 | L | 85-87 ot |
| 12/8/90 | at Oklahoma | 16 | L | 105-141 |
| 12/1/89 | at Syracuse | 1 | L | 73-100 |
| 2/23/85 | at Memphis | 4 | L | 73-81 |
| 2/13/85 | UAB | 19 | W | 67-53 |
| 12/29/84 | VIRGINIA TECH | 16 | W | 69-65 |
| 12/1/84 | at Louisville | 6 | L | 55-67 |
| *3/18/84 | vs. Syracuse | 18 | L | 63-78 |
| *3/19/83 | vs. Georgia | 18 | L | 54-56 |
| 11/27/82 | at Virginia | 1 | L | 63-69 |
| *3/15/81 | vs. Tennessee | 15 | L | 56-58 |
| 11/29/80 | at Virginia | 8 | L | 62-77 |
| +3/9/78 | vs. Detroit | 18 | L | 86-94 |
| 12/10/70 | at Western Kentucky | 13 | L | 71-96 |

* - NCAA Tournament Game / + - NIT Game

Home: 9-4 (6-3 Siegel Center) • Away: 3-19 • Neutral: 5-30
vs. AP Top 10: 2-15

VCU in the Polls

Associated Press

1983-84

Nov. 29: 20th

1984-85

Jan. 1: 20th

Jan. 8: 18th

Jan. 15: 16th

Jan. 22: 19th

Jan. 29: 17th

Feb. 26: 17th

March 5: 12th

March 12 (Final): 11th

2012-13

Jan. 14: 22nd

Jan. 21: 19th

Feb. 18: 24th

Mar. 4th: 21st

Mar. 11th (Final): 25th

2013-14

Preseason: 14th

Nov. 12: 14th

Nov. 19: 10th

Mar. 10: 23rd

Mar. 17 (Final): 24th

2014-15

Preseason: 15th

Nov. 17: 15th

Nov. 24: 14th

Jan. 5: 20th

Jan. 12: 17th

Jan. 19: 16th

Jan. 26: 14th

Feb. 2: 18th

Feb. 9: 20th

Feb. 16: 25th

Feb. 23: 22nd

Mar. 16: 25th

2019-20

Preseason: 25th

Nov. 18: 21st

Nov. 25: 20th

USA Today/Coaches

2010-11

Apr. 5 (Final): 6th

2012-13

Jan. 7: 24th

Jan. 14: 19th

Jan. 21: 16th

Feb. 18: 24th

Feb. 25: 25th

Mar. 4: 19th

March 11: 22nd

March 18: 23rd

April 8 (Final): 23rd

2013-14

Preseason: 15th

Nov. 12: 14th

Nov. 19: 10th

Nov. 26: 24th

March 10: 25th

March 17: 25th.

2014-15

Preseason: 16th

Nov. 17: 15th

Nov. 24: 14th

Jan. 5: 21st

Jan. 12: 17th

Jan. 19: 16th

Jan. 26: 15th

Feb. 2: 18th

Feb. 9: 22nd

Feb. 23: 24th

2019-20

Nov. 18: 19th

Nov. 25: 19th

HONORS AND AWARDS

Sun Belt Conference

Player of the Year

1982-83 Calvin Duncan (Co-POY)

Freshman of the Year

1990-91 Kendrick Warren

Coach of the Year

1982-83 J.D. Barnett

1983-84 J.D. Barnett

First Team


1979-80 Monty Knight
 1980-81 Kenny Stancell
 1981-82 Kenny Stancell
 1982-83 Calvin Duncan
 1983-84 Calvin Duncan
 1984-85 Rolando Lamb
 1985-86 Nicky Jones
 1987-88 Phil Stinnie
 1988-89 Chris Cheeks
 1990-91 Kendrick Warren

Second Team


1980-81 Greg McCray
 Danny Kottak
 Edmund Sherod
 1981-82 Monty Knight
 1982-83 Fred Brown
 1983-84 Michael Brown
 Mike Schlegel
 1984-85 Mike Schlegel
 Calvin Duncan
 1985-86 Michael Brown
 1986-87 Phil Stinnie
 1987-88 Chris Cheeks

All-Tournament Team

1980 Danny Kottak
 1981 Kenny Stancell
 1982 Monty Knight
 1983 Calvin Duncan
 1984 Calvin Duncan
 1985 Michael Brown
 Mike Schlegel



► Calvin Duncan



► Kendrick Warren

Calvin Duncan
 1988 Phil Stinnie
 Chris Cheeks

All-Academic Team

1989-90 Scott Weinstein
 1990-91 Scott Weinstein

Sun Belt Tournament MVP

1981 Kenny Stancell
 1985 Mike Schlegel

Metro Conference

Coach of the Year

1992-93 Sonny Smith

First Team

1991-92 Kendrick Warren
 1992-93 Kendrick Warren
 1993-94 Kendrick Warren

Second Team

1992-93 Sherron Mills
 Kenny Harris
 1993-94 Kenny Harris

All-Tournament Team

1992 Kendrick Warren
 1993 Kenny Harris
 Tyron McCoy

Colonial Athletic Association

Player of the Year

1995-96 Bernard Hopkins
 2003-04 Domonic Jones
 2007-08 Eric Maynor
 2008-09 Eric Maynor

Defensive Player of the Year

2008-09 Larry Sanders
 2009-10 Larry Sanders

Coach of the Year

1995-96 Sonny Smith
 2006-07 Anthony Grant

First Team

1995-96 Bernard Hopkins
 1996-97 Patrick Lee
 2000-01 Bo Jones
 2001-02 Domonic Jones
 2002-03 Willie Taylor
 2003-04 Domonic Jones
 2004-05 Nick George
 2005-06 Nick George
 2006-07 Eric Maynor
 2007-08 Eric Maynor
 Jamal Shuler
 2008-09 Eric Maynor
 2009-10 Larry Sanders
 2011-12 Bradford Burgess

Second Team

1995-96 Sherman Hamilton
 1998-99 Bo Jones
 1999-00 Bo Jones
 2001-02 Willie Taylor
 2003-04 Troy Godwin
 2004-05 Michael Doles
 2006-07 B.A. Walker
 2008-09 Larry Sanders
 2009-10 Joey Rodriguez
 2010-11 Jamie Skeen

Third Team

2006-07 Jesse Pellot-Rosa
 2010-11 Joey Rodriguez
 2011-12 Juvonte Reddic
 Darius Theus

All-Tournament Team

1996 Ben Peabody
 1999 LaMar Taylor
 2002 Domonic Jones
 L.F. Likholitov
 2003 Willie Taylor
 2004 Domonic Jones
 Troy Godwin
 Nick George
 2005 Nick George
 Jesse Pellot-Rosa
 2007 Michael Anderson

HONORS AND AWARDS



► Mike Schlegel



► Jamie Skeen

- 2008 Eric Maynor
- 2009 Eric Maynor
Larry Sanders
- 2010 Joey Rodriguez
- 2011 Bradford Burgess
Jamie Skeen
- 2012 Rob Brandengerg
Bradford Burgess
Darius Theus

All-Academic Team

- 1997-98 Patrick Kodjoe
- 2002-03 Emmanuel Mathis
- 2006-07 Calvin Roland (First Team)
- 2007-08 Eric Maynor (Second Team)

Rookie of the Year

- 2002-03 Nick George

All-Rookie Team

- 1997-98 LaMar Taylor
- 2000-01 Domonic Jones
Johnnie Story
- 2002-03 Nick George
- 2006-07 T.J. Gwynn
- 2007-08 Larry Sanders
- 2008-09 Bradford Burgess

All-Defensive Team

- 2000-01 L.F. Likcholitov
- 2001-02 L.F. Likcholitov
- 2002-03 Antoine Willie
- 2007-08 Larry Sanders
Jamal Shuler
- 2008-09 Larry Sanders
- 2009-10 Larry Sanders
- 2011-12 Briante Weber

CAA Tournament MVP

- 1996 Bernard Hopkins
- 2004 Domonic Jones
- 2008 Eric Maynor
- 2009 Eric Maynor
- 2012 Darius Theus

Atlantic 10 Conference

Player of the Year

- 2020-21 Nah'Shon "Bones" Hyland
- 2022-23 Adrian "Ace" Baldwin Jr.

Defensive Player of the Year

- 2012-13 Briante Weber
- 2013-14 Briante Weber
- 2014-15 Briante Weber
- 2022-23 Adrian "Ace" Baldwin Jr.

Sixth Man of the Year

- 2013-14 Melvin Johnson

Coach of the Year

- 2018-19 Mike Rhoades

First Team

- 2013-14 Treveon Graham
- 2014-15 Treveon Graham
- 2015-16 Melvin Johnson
- 2016-17 JeQuan Lewis
- 2017-18 Justin Tillman
- 2018-19 Marcus Evans
- 2020-21 Nah'Shon "Bones" Hyland
- 2021-22 Vince Williams Jr.
- 2022-23 Adrian "Ace" Baldwin Jr.
- 2023-24 Max Shulga

Second Team

- 2013-14 Juvonte Reddic
- 2021-22 Adrian "Ace" Baldwin Jr.

Third Team

- 2015-16 Mo Alie-Cox
- 2016-17 Justin Tillman
- 2018-19 De'Riante Jenkins
- 2020-21 Vince Williams Jr.
- 2022-23 Brandon Johns Jr.
Jalen DeLoach

A-10 All-Tournament Team

- 2013 Javonte Reddic
- 2014 Rob Brandenberg
Treveon Graham
Briante Weber

2015

Mo Alie-Cox
Briante Weber

2016

Korey Billbury

2017

JeQuan Lewis

2018

Justin Tillman

2019

Marcus Santos-Silva

2021

Nah'Shon "Bones" Hyland

2023

Adrian "Ace" Baldwin Jr.

Jamir Watkins

2024

Max Shulga
Joe Bamisile

All-Academic Team

- 2014-15 Mo Alie-Cox
- 2015-16 Mo Alie-Cox
- 2018-19 Marcus Evans
- 2019-20 Marcus Santos-Silva

All-Defensive Team

- 2012-13 Briante Weber
Darius Theus
- 2013-14 Briante Weber
- 2014-15 Mo Alie-Cox
Briante Weber
- 2015-16 Mo Alie-Cox
- 2016-17 Mo Alie-Cox
- 2020-21 Hason Ward
- 2022-23 Adrian "Ace" Baldwin Jr.

All-Rookie Team

- 2012-13 Melvin Johnson
- 2019-20 Nah'Shon "Bones" Hyland
- 2020-21 Adrian "Ace" Baldwin
- 2021-22 Jayden Nunn

Atlantic 10 Tournament MVP

- 2015 Treveon Graham

NCAA Tournament

All-Tournament

- 2010-11 Jamie Skeen

All-Region

- 2010-11 Jamie Skeen (MVP)
Bradford Burgess

ALL-TIME NUMERIC ROSTER

0 or 00

George Byrd (1996-97)
James Eversley (2007)
Jay Gavin (2010)
De'Riante Jenkins (2017-20)
Jarius Lyles (2014)
Johnnie Story (2001)
Jamir Watkins (2021-22-23)

1

Mark Adams (2002-03)
Adrian "Ace" Baldwin (2021-22-23)
Renardo Dixon (2005)
Bo Jones (2000-01)
JeQuan Lewis (2014-15-16-17)
Jason Nelson (2024)
Larry Sanders (2008-09-10)
Mike'L Simms (2018-20)

2

Mikeal Brown-Jones (2021-22)
Michael Doles (2003-04-05)
Samir Doughty (2017)
Marcus Evans (2019-20)
Wil Fameni (2007-08)
Josh Graham (2000)
Issiah Grayson (2010)
Zeb Jackson (2023-24)
Matt Treadwell (2001-02)
Briante Weber (2012-13-14-15)

3

Yonnas Banteamlak (2002-03)
Henry Callins (1992)
Ivan Chappell (1996)
Keith Davis (1994-95)
Alvin Hicks (1987)
Nicky Jones (1984-85-86)
Eric Maynor (2006-07-08-09)
Robert Shelton (1996-97)
LaMar Taylor (1998-99-00-01)

4

Michael Anderson (2005-06)
Jalen DeLoach (2022-23)
Corey Douglas Jr. (2019-20)
Terence Gibson (1993-94)
Troy Godwin (2004)
Elander Lewis (1990-91)
Shannon Martin (1999)
Terrance Saintil (2009-10)
Terrance Shannon (2014)
Gerard Smith (2008)
John Smith (1995-96)
Willie Taylor (2001-02-03)
Justin Tillman (2015-16-17-18)
Roosevelt Wheeler (2024)

5

Alphonzo "Fats" Billups III (2023-24)
Doug Brooks (2014-15-16-17)
Julian Capel (2004-05-06)
John Cerqueira (1994)
Calvin Duncan (1982-83-84-85)
Josh Graham (2001-02)
Roderick Griggs (1997)
Bernard Hopkins (1995-96)
Nah'Shon "Bones" Hyland (2020-21)
Bo Jones (1999)
Derrick McGhee (1986)
Sean Mobley (2018-19)
Teddy Okereafor (2012-13)

Juvonte Reddic (2011)
Brandon Rozell (2008-09)
Derek Thompkins (1989-90-91)
Marcus Tsohonis (2022)

7

Sean Bairstow (2024)

8

Michael Belle (2024)

10

Bruce Allen (1984-85-86-87)
Mylo Brooks (1997-98)
David Chaney (1994-95)
Matt Coward (2007)
Tony DiMaria (1975-76-77-78)
Dave Edwards (1971-72-73-74)
Demonic Jones (2001-02-03-04)
L.J. Kilby (1970)
Monty Knight (1979-80-81-82)
Toibu "Tobi" Lawal (2023-24)
Ben Rand (2000)
Gerard Smith (2009)
Darius Theus (2010-11-12-13)
Scott Weinstein (1989-90-91)
Jonathon Williams (2015-16-17-18)
Vince Williams Jr. (2019-20-21-22)

11

Eric Atkins (1991-92)
Tim Binns (1975-76-77-78)
Rob Brandenburg (2012-13-14)
KeShawn Curry (2019-20-21-22)
Stanley Davis (1981-82-83-84)
Christian Fermin (2023)
Michael Gilmore (2015-16)
Mike Hargett (1993)
A.B. Lehmann (2004)
Derrick McGhee (1987-88-89)
Konstantin Nesterov (2001)
Kirill Pishchalnikov (2008-09-10)
Max Shulga (2024)
Matt Treadwell (2000)
Issac Vann (2018)

12

Jimmy "Tre" Clark III (2020)
Mo Alie-Cox (2014-15-16-17)
Adrian Anderson (1973-74)
Ram Fishburne (1989)
Kenny Harris (1993-94)
Dave Hobbs (1970-71)
Tony Holloway (1976)
Rod Ladd (1991-92)
Colin Long (1995)
Kevin Miles (1997)
Konstantin Nesterov (2002)
Chip Noe (1977-78)
Dylan Sheehy-Guiseppe (2018-19)
Alexander Shtam (1999-01)
Pete Strayhorn (1987)
Joey Rodriguez (2008-09-10-11)
Chris Wood (1996)

13

Malik Crowfield (2017-18-19-20)
Corey Douglas Jr. (2021)
Patrick Kodjoe (1998-99-00)
Kuany Kuany (2024)
Tryrian Ridges (1996)
Alexander Shtam (2002-03)

14

Torey Burston (2014-15-16-17)
Crip Chandler (1977)
Dewayne Garner (1990-91)
Keith Highsmith (1975-76)
Leslie Moore (1970)
Connor Odom (2024)
Howie Robertson (1971-72-73-74)
Marcus Santos-Silva (2018-19-20)
Charlie White (1971)

15

Michael Anderson (2007-08)
Fred Brown (1982-83)
John Crittenden (1979)
Robert Dickerson (1984-85)
Marquell Fraser (2017)
Lewis Hackett (1981)
Arnold Henderson VI (2020-21-22-23)
Gerald Henderson (1975)
Xavier Jackson (2018-19)
Scott Lilly (1998-99-00-01)
Ben Peabody (1995-96)
Juvonte Reddic (2012-13-14)
Bruce Robinson (1986)
Rhea Saltz (1974-76)
Jamal Shuler (2005)
Orlando Stewart (1988-89)

20

Brian Bender (1986-87)
Greg Bostian (1995)
Mike Brown (1988-89)
Bradford Burgess (2009-10-11-12)
Jordan Burgess (2014-15-16-17)
Tim Harris (1993-94)
Jeff Hudgins (1973-74-75)
Rolando Lamb (1982-83-84-85)
Pat Mancuso (1992)
Scott Moore (1999)
Donnie Ross (1968-69-70)
Barry Sudduth (1969-70, 1972)
B.A. Walker (2004-05-06-07)
Hason Ward (2020-21-22)

21

Andy Black (1985-86-87)
Chris Brower (1990-91-92-93)
Josh Clark (2002)
Randy Corker (1982-83)
Christian Fermin (2024)
Nick George (2003-04-05-06)
Traveon Graham (2012-13-14-15)
Sherman Hamilton (1995-96-97)
Danny Kottak (1978-79-80-81)
Jarren McAllister (2020-21-22-23)
Frank Ndongo (2007-08)
Reggie Okosa (1999-00)
Jamie Skeen (2010-11)

22

Torrance Archie (1997-98)
Joe Bamisile (2024)
Fred Bates (1980)
Michael Brown (1983-84-85-86)
Tim Carr (1982)
Lewis Djonkam (2018)
Michael Gilmore (2019)
Gerald Henderson (1976-77-78)
Richard Jones (1972-73-74-75)
Khris Lane (2018)

ALL-TIME NUMERIC ROSTER

Terry Larrier (2015)
L.F. Likcholitov (1999-00)
Tyron McCoy (1992-93-94-95)
Thomas Meredith (1991)
Dain Price (1979)
Howie Robertson (1971)
Gerron Scissum (2016)
Horace Scruggs (1989)

23

William Bell (1977)
Rob Brandenburg (2011)
Penny Elliott (1978-79-80)
Jarred Guest (2012-13-14-15)
Ahmed Hamdy (2016-17)
Lance Kearse (2008-09)
Jayden Nunn (2022-23)
Teron Payton (2003)
Jesse Pellot-Rosa (2004-05-06-07)
George "Tic" Price (1975-76)
Issac Vann (2019-20)
Kendrick Warren (1991-92-93-94)

24

Korey Billbury (2016)
P.J. Byrd (2019)
Reggie Cain (1971-72-73)
Nick Kern Jr. (2022-23)
Keith Lawson (1969-70)
Heath Houston (2012)
Darrell Reid (1985-86-87-88)
Jamal Schuler (2007-08)
Edd Tatum (1974)
Kareem Washington (1992-93-94)
Carl Weldon (1990-91-92)
Antoine Willie (2002)

25

Will Dickerson (1995)
Don Franco (1984-85-86)
Alexander Harper (2004-05-06)
Hunter Hoggatt (1998-00)
Marc Jackson (1994)
Tyler Maye (2018)
Reco McCarter (2012)
Alvin Mobley (1993)
Edmund Sherod (1978-79-80-81)
Antravious Simmons (2015)

30

Norman Barnes (1976)
Wes Carmack (1977-78)
Troy Daniels (2010-11-12-13)
Jesse Dark (1971-72-73-74)
Melvin Drake (1997-98)
William Feazell (1986-87)
Reed Garrett (1970)
Brandon Johns Jr. (2023)
Emanuel Mathis (2002-03)
Gary McIntosh (1983)
Jason Park (1999)
Calvin Roland (2005-07)
Kenny Stancell (1979-80-81-82)
Jim Trusty (1977)
Neil Wake (1984-85)
Vince Wilson (1988-89)

31

Eric Alford (1988-89-90)
Eric Davis (2006)
Justin Tuoyo (2013)

Toby Veal (2011)
Lorenza Watson (1976-77-78-79)

32

Charles Booker (1970-71)
Bernard Boyd (1974)
Myk Brown (2008)
George Byrd (1993-94)
Morris Fultz (1974, 1976)
Drew Johnson (2004)
Melvin Johnson (2013-14-15-16)
Marcus Reed (1996-97)
Brandon Rozzell (2010-11)
Jamal Schuler (2006)
John Thompson (1987-88)
Brian Whitley (1990-91)
Bill Zeppelin (1973-74)

33

Josh Banks (2021-22-23)
Lou Bryant (1988-89)
Mark Dowden (1980)
Daniel Faison (1981)
Don Franco (1987)
Troy Godwin (2003)
Andy Gray (1977-78)
D.J. Haley (2011-12-13)
Patrick Lee (1996-97)
Denis Orlov (2002)
Bob Osbourne (1993-94)
Garland Ragler (1999)
Katara Reliford (1990)

34

Lionel Bacon (1987-88-89-90)
Yann Bonato (1991)
David Hinton (2010-11-12-13)
Cornell Jones (1971)
Jimmy Jones (1972-73-74-75)
Simon Moore (1997-98)
Obinnaya "Obi" Okafor (2023-24)
Derrick Reid (2002-03-04-05)
Levi Stockard III (2021-22)
Marlow Talley (1995-96)

35

Derek Borden (1989-90)
Major Carmon (1998)
Tony Ellis (1975-76)
Joe Martin (1995-96)
Brendan Medley-Bacon (2021)
Jon Pickus (1976-77)
Jordan Riullano (2016)
David Shriver (2023)
Phil Stinnie (1985-86-87-88)

40

Emerson Burk (2014)
Sam Faulk (2005-06-07)
Cornell Jones (1974)
Sherron Mills (1992-93)
Kevin Moore (2003-04)
Bruce Pettway (1985-86-87-88)
Charles Wilkins (1969-70-71)

41

Antoine Ford (1989)
Don Jones (1981-82)
Greg McCray (1979)
Alvin Robinson (1984-85-86-87)
Craig Uhle (1990-91)

42

T.J. Gwynn (2007-08-09-10)
Bernard Harris (1972-73-74)
Eugene Kissourine (1993)
L.F. Likcholitov (2001-02)
Randy Mills (1997-98)
Odell Pack (1970-71)
Marios Voulgaridis (1995)
Antoine Willie (2003)

43

Scott Marston (1996-1997)
Mike Schlegel (1982-83-84-85)

44

James Barnes (1993)
Shawn Hampton (1999-00)
Diedrik Hofstede (1995)
Mike Holmes (1971)
Pat Holmes (1976)
Denis Orlov (2001)
Bobby Reddish (1990-91)
Greg Shropshire (1980-81-82-83)

45

Rodney Ashby (1992-93-94)
Chris Cheeks (1988-89)
Nathan Eley (1981)
Willie Jennings (1986)
Antonio Lappégard (2000)
Tom Murrey (1978)
David Still (1985)
Chico Swinton (1983)

50

Charles Chambliss (1970)
Bernard Harris (1971)
Martin Henlan (1987-88-89-90)
Ed Nixon (2008-09-10-11)
Ron Payne (1978)
Konstantin Pepeliaev (1991-92-93)
Greg Ringo (1979-80)
Bobby Shropshire (1981-82)
Edd Tatum (1975-76-77)

52

Mike Fling (1968-69-70, 1972)
Kenny Jones (1980)
Greg McCray (1980-81)
Greg McDougald (1971)
Sherron Mills (1991)
Tom Motley (1973-74-75-76)
Ron Payne (1977)
Bruce Pettway (1987-88)
Jim Turns (1981)

55

Jimmy Nichols Jr. (2022)

Years are listed as the final year in each season. I.E., 2012-13 season is listed as "2013". Players who wore more than one number during their career are listed under multiple numbers.