



# VCU BASKETBALL

## 2024-25 MEDIA NOTES

VCU ATHLETICS COMMUNICATIONS • 1300 WEST BROAD STREET, RICHMOND, VA. 23284  
CONTACT: CHRIS KOWALCZYK • O: (804) 828-8818 • C: (330) 348-6869 • E: CKOWALCZYK@VCU.EDU • T: @VCUHORNS

### 2024-25 SCHEDULE

Date Opponent TV Time/Score

#### OCTOBER

O28 ST. MARY'S (MD) (Exhibition) W, 102-44

#### NOVEMBER

N4 BELLARMINE MASN W, 84-65

N8 vs. Boston College CBSSN W, 80-55

N13 MERRIMACK MASN W, 63-42

N16 LOYOLA (MD) MASN W, 83-57

N21 %vs. Seton Hall ESPN2 L, 66-69 ot

N22 %vs. Nevada ESPN+ L, 61-64

N24 %vs. Miami ESPN+ W, 77-70

N29 ELIZABETH CITY STATE MASN W, 103-58

#### DECEMBER

D4 GEORGIA SOUTHERN MASN W, 89-54

D9 PENN MASN W, 66-47

D14 &vs. Colorado State BallerTV W, 76-68

D18 at New Mexico MTN West L, 71-78

D22 WILLIAM & MARY MASN 2 p.m.

D31 \*at St. Bonaventure MASN 2 p.m.

#### JANUARY

J4 \*at Loyola Chicago CBSSN 2 p.m.

J8 \*FORDHAM MASN 7 p.m.

J14 \*SAINT LOUIS MASN 7 p.m.

J17 \*at Saint Joseph's ESPN2 7 p.m.

J21 \*at Rhode Island CBSSN 7 p.m.

J24 \*ST. BONAVENTURE ESPNU 9 p.m.

J28 \*at Saint Louis CBSSN 8 p.m.

#### FEBRUARY

F1 \*RICHMOND CBSSN 4 p.m.

F4 \*LA SALLE CBSSN 7 p.m.

F7 \*at Dayton ESPN2 7 p.m.

F12 \*at George Washington Peacock 7 p.m.

F19 \*UMASS CBSSN 6 p.m.

F22 \*GEORGE MASON CBSSN 4 p.m.

F25 \*at Richmond CBSSN 7 p.m.

F28 \*DAVIDSON ESPN2 7 p.m.

#### MARCH

M4 \*at Duquesne CBSSN 7 p.m.

M7 \*DAYTON ESPN2 7 p.m.

Atlantic 10 Conference Championship - Washington, D.C.

March 12-16 - Capital One Arena

Home games in **BOLD** and played at the Stuart C. Siegel Center

\* - Atlantic 10 Conference Game

% - Shriners Children's Hospital Charleston Classic (Charleston, S.C.)

All game times Eastern Standard Time (EST); Dates and times subject to change.

### VCU, PLEASE

On first reference, it is acceptable to use VCU or Virginia Commonwealth University. Please do not use "Virginia Commonwealth" or "Va. Commonwealth" when referring to VCU.

## GAME #13: VCU VS. WILLIAM & MARY

SUNDAY, DECEMBER 22, 2 P.M. / RICHMOND, VA. / STUART C. SIEGEL CENTER (7,637)



### VCU RAMS

RECORD: 9-3

NET/KENPOM: 66/44

LOCATION: RICHMOND, VA.

CONFERENCE: ATLANTIC 10

COACH: RYAN ODOM

AT VCU: 33-17 (2ND YEAR)

CAREER: 203-123 (10TH YEAR)



### WILLIAM & MARY TRIBE

RECORD: 5-6

NET/KENPOM: 243/216

LOCATION: WILLIAMSBURG, VA.

CONFERENCE: CAA

COACH: BRIAN EARL

AT WM: 5-6 (1ST YEAR)

CAREER: 101-109 (8TH YEAR)

### ON THE AIR

TV: MASN & ESPN+: Sean Robertson (play-by-play) and Ed Nixon (color analyst)

Radio: 910 AM The Fan & 98.5 FM /

Robby Robinson (pxp) & Rodney Ashby (color)

Live Statistics: StatBroadcast

Twitter: @VCU\_Hoops, @VCUHorns

### VCU-WILLIAM & MARY SERIES

RECORD: VCU LEADS 39-12

STREAK: VCU W5

LAST 10: VCU LEADS 8-2

1ST GAME: W&M 55, VCU 54 (11/25/77)

LAST GAME: VCU 87, W&M 78 (2/1/12)

LAST VCU WIN: VCU 87, W&M 78 (2/1/12)

### TALKING POINTS (RYAN ODOM CAREER VS. WILLIAM & MARY: 0-0)

**BORN TO RUN:** VCU returns home following an eight-day swing out west. The Rams defeated Colorado State 76-68 in Henderson, Nev. on Dec. 14, and followed with a 78-71 loss at New Mexico on Dec. 18 at The Pit - the Rams first true road contest of the season. Max Shulga scored all 20 of his points in the second half of that contest to lead a VCU comeback attempt. Four Rams scored in double figures.

**BLOOD BROTHERS:** This will be the 52nd meeting between VCU and William & Mary. The Tribe are the Rams' fifth-most common opponent, behind only Old Dominion (97), Richmond (93), George Mason (69) and James Madison (66). Despite the history between the schools, this will be the first meeting in the series since VCU's departure from the CAA to the Atlantic 10 following the 2011-12 season... VCU captured the last meeting in this series 87-78 on Feb. 1, 2012 in Williamsburg. The Rams' lineup that day featured current coaching staff members Darius Theus and Bradford Burgess, as well as Briante Weber, whose jersey will be retired today by VCU... The Rams were members of the CAA from 1995-2012 and captured league titles in 1996, 2004, 2007, 2009 and 2012... The Rams have faced just six CAA opponents since departing the league in 2012... VCU will retire Weber's No. 2 jersey prior to tip-off. A three-time A-10 Defensive Player of the Year, he racked up a school-record 374 steals, which ranks fourth in NCAA history, from 2011-15.

**RAMROD:** Today's game features teams that rank third (William & Mary) and 23rd (VCU) nationally in 3-point attempts per game... Bamisile was named A-10 Player of the Week on Dec. 16 after he averaged 24.0 points and 10.0 rebounds in wins over Penn and Colorado State... VCU ranks seventh nationally in defensive efficiency. The Rams are seventh in effective field goal defense (.431), including 13th in 2-point field goal defense (.430)... VCU ranks ninth nationally in blocks per game (5.8) and 18th in block percentage. Freshman Luke Bamgboye is averaging 6.8 blocks per 40 minutes... The Rams are turning opponents over on 22.3 percent of possessions, the 20th-best rate in the country... The Rams are averaging 9.6 three-pointers per game this season, the highest mark in school history. The Rams receive 38.2 percent of their scoring from beyond the arc, which ranks 47th nationally... VCU's 25-point win over Boston College on Nov. 8 was its largest margin of victory over a "Power 5" since it beat Virginia Tech 82-52 on Dec. 21, 2013.

**THE TIES THAT BIND:** VCU returns 65 percent of its scoring from last season's 24-14 team, the most in the A-10, including senior guard Max Shulga, who averaged 14.0 points on the way to A-10 First Team honors last year. Three starters return from last season and six of VCU's seven returners played rotation minutes in 2023-24. It's a stark contrast to the beginning of last season, when the Rams lost their top seven scorers and returned just nine percent of their scoring from the 2022-23 season.

### 2024-25 LINEUP

Possible Starters (Based on last game)

No.	Player	Pos.	Cl.	Ht.	Wt.	MPG	PPG	RPG	APG	FG%	3FG%	FT%
1	Phillip Russell	G	Gr.	6-0	180	22.1	10.9	1.9	1.9	.419	.362	.809
11	Max Shulga	G	Sr.	6-5	210	31.5	16.8	6.2	3.4	.515	.443	.696
22	Joe Bamisile	G	Gr.	6-4	200	27.9	16.8	5.6	2.5	.460	.306	.641
4	Jack Clark	F	Gr.	6-10	215	26.2	6.5	6.5	1.8	.360	.213	.700
21	Christian Fermin	F	Jr.	6-10	235	22.1	4.7	2.9	1.5*	.556	--	.400

#### Off the Bench

2	Zeb Jackson	G	Gr.	6-5	190	21.2	10.9	2.9	2.1	.442	.382	.810
0	Brandon Jennings	G	Fr.	6-4	175	15.4	1.8	2.1	1.1	.233	.091	.700
8	Michael Belle	G/F	So.	6-8	220	15.3	3.3	3.8	1.3	.457	.091	.389
9	Luke Bamgboye	F	Fr.	6-10	200	12.7	2.1	2.3	2.2*	.529	.000	.875
5	Fats Billups III	G/F	R-So.	6-7	180	9.7	4.2	1.6	0.5	.395	.345	1.000
6	Terrence Hill Jr.	G	Fr.	6-3	180	9.6	4.6	0.8	0.6	.405	.300	1.000
7	Obi Okafor	F	R-So.	6-9	215	1.2	0.0	0.4	0.0*	--	--	--
17	Martin Carrere	G/F	Fr.	6-8	180	--	--	--	--	--	--	--

\* - Blocks per game

# VCU BASKETBALL QUICK FACTS



## 2024-25 QUICK FACTS

### TEAM INFORMATION

2023-24 Record.....	24-14
Atlantic 10 Conference Record.....	11-7
Home/Away/Neutral.....	13-6/7-5/4-3
A-10 Finish.....	T4th
Postseason Finish.....	NIT Quarterfinals
Lettermen Returning/Lost.....	6/5
Starters Returning/Lost.....	3/2
All-Time Record.....	1,107-593 (.651)
First Season.....	1968-69
NCAA Appearances.....	19
NCAA Record.....	13-18
Final Four Appearances.....	One (2011)
Twitter.....	@VCU_Hoops
Instagram.....	@vcu_hoops
Basketball Office Phone.....	(804) 828-1278

## 2024-25 VCU RAMS ROSTER

No.	Name	Pos.	Yr.	Ht.	Wt.	Hometown/High School/Previous School
0	Brandon Jennings	G	Fr.	6-4	175	Richmond, Va./St. Christopher's School
1	Phillip Russell	G	Gr.	6-0	180	St. Louis, Mo./Vashon/UT-Arlington
2	Zeb Jackson	G	Gr.	6-5	190	Toledo, Ohio/Montverde Academy/Michigan
4	Jack Clark	F	Gr.	6-10	215	Cheltenham, Pa./Cheltenham/Clemson
5	Alphonzo "Fats" Billups III	G/F	R-So.	6-7	180	Richmond, Va./Varina
6	Terrence Hill Jr.	G	Fr.	6-3	180	Portland, Ore./Roosevelt
7	Obinnaya "Obi" Okafor	F	R-So.	6-9	215	Hampton, Va./Bethel
8	Michael Belle	G/F	So.	6-8	220	London, England/Strasbourg
9	Luke Bamgboye	F	Fr.	6-10	200	London, England/AZ Compass Prep (Ariz.)
11	Max Shulga	G	Sr.	6-5	210	Kyiv, Ukraine/Basketball School of Excellence/Utah St.
17	Martin Carrere	G/F	Fr.	6-8	180	Pontoux-sur-l'Adour, France/Limoges CSP
21	Christian Fermin	F	Jr.	6-10	235	Tobyhanna, Pa./Pocono Mountain West
22	Joe Bamisile	G	Gr.	6-4	200	Chesterfield, Va./Monacan/Oklahoma

**Head Coach:** Ryan Odom (Second season, Hampden-Sydney '96)  
**Assistant Coaches:** Matt Henry (Second season, Trinity '01), Bryce Crawford (Second season, Ohio State '11), Darius Theus (Second season, VCU '13)  
**Director of Operations:** Kelsey Knoche (Second season, Maryland, '15)  
**Director of Video:** Billy Bales (Second season, Lenoir-Rhyne '18)  
**Director of Student-Athlete Development:** Bradford Burgess (Second season, VCU '12)  
**Director of Analytics:** Matt Hart (Second season, George Washington '17)  
**Coordinator of Player Personnel:** Ahmad Thomas (Second season, UNC Asheville '18)  
**Athletic Trainer:** Josh Wall (Fourth season, High Point '13)  
**Director of Sports Performance:** Daniel Roose (12th season, Appalachian State '01)

### PRONUNCIATION GUIDE

Luke Bamgboye = Luke Bam-boy-yay  
 Max Shulga = Max Shuhl-gah  
 Martin Carrere = Martin Kuh-Rare  
 Christian Fermin = Fur-min  
 Joe Bamisile = Joe Bam-uh-seel  
 Obinnaya Okafor = Oh-bin-eye-ah Oh-kah-for (Please use Obi)

**Team captains:** Zeb Jackson, Max Shulga, Christian Fermin, Joe Bamisile

### BASKETBALL STAFF

Head Coach.....	Ryan Odom (Hampden-Sydney '96)
VCU Record.....	33-17 (2nd Year)
Overall Record.....	203-123 (10th Year)
A-10 Record.....	11-7
NCAA Tournament Record (Division I).....	1-2
NCAA Appearances (Division I).....	2
Assistant Coach.....	Matt Henry (Trinity '01)
Assistant Coach.....	Bryce Crawford (Ohio State '11)
Assistant Coach.....	Darius Theus (VCU '13)
Director of Operations.....	Kelsey Knoche (Maryland '15)
Director of Video.....	Billy Bales (Lenoir-Rhyne '18)
Dir. of Student-Athlete Dev.....	Bradford Burgess (VCU '12)
Dir. of Analytics.....	Matt Hart (George Washington '17)
Coordinator of Player Personnel.....	Ahmad Thomas (UNC Asheville '18)
Dir. of Sports Performance.....	Daniel Roose (Appalachian St. '01)
Dir. of Sports Medicine for MBB.....	Josh Wall (High Point '13)

### SCHOOL INFORMATION

Location.....	Richmond, Va.
Enrollment.....	32,000
Founded.....	1838
Nickname.....	Rams
Colors.....	Black & Gold (PMS 130)
President.....	Dr. Michael Rao, Ph.D.
Director of Athletics.....	Ed McLaughlin
Conference.....	Atlantic 10
Home Court.....	The Stuart C. Siegel Center
Capacity.....	7,637
Website.....	VCUathletics.com

### ATHLETICS COMMUNICATIONS

Men's Basketball SID.....	Chris Kowalczyk
Office.....	(804) 828-8818
Cell.....	(330) 348-6869
Email.....	ckowalczyk@vcu.edu

# HEAD COACH RYAN ODOM

## SECOND SEASON • 33-17 AT VCU (203-123 OVERALL)



Ryan Odom, who authored one of the greatest victories in NCAA Tournament history, was named the 13th men's basketball coach in VCU history on March 29, 2023.

Despite a complete roster overhaul, Odom led the Rams to a 24-14 mark in his first season in 2023-24, including a berth in the Atlantic 10 Conference Championship Game. Odom's VCU squad later advanced to the NIT Quarterfinals, following road wins at Villanova and South Florida.

Odom assumed the reigns of the VCU program following two seasons at Utah State, where he led the Aggies to a 26-9 mark and the first round of the NCAA Tournament in 2022-23. Odom, whose career also includes an unforgettable five-year tenure at UMBC, is 170-106 overall in eight-plus seasons as a head coach.

A North Carolina native, Odom and UMBC made history in 2018, when he steered the Retrievers to a 74-54 victory over No. 1 overall seed Virginia in the first round of the NCAA Tournament – the first win by a No. 16 seed over a No. 1 seed in history. He led UMBC to a 97-60 mark in five seasons, a tenure that included a 2018 America East Tournament Championship, as well as a 2021 regular season crown. For his efforts, Odom was named the 2021 America East Conference and the NABC District 1 Coach of the Year.

Odom took over the UMBC program in 2016-17 and sparked an immediate 14-win improvement. Prior to Odom's arrival, UMBC had endured eight consecutive losing seasons and had failed to reach double digit wins in seven straight years. Odom promptly steered the Retrievers to three straight 20-win campaigns, including a school-record 25 victories in 2017-18. His 2016-17 squad advanced to the CollegeBasketballInsider.com (CIT) semifinals, becoming the first America East team to ever win three games in a single postseason. At the end of the season, Odom received the 2017 Joe B. Hall Award, which is presented annually to the top first-year coach in Division I.

In 2022-23 at Utah State, Odom's high-powered offense, which ranked 16th nationally, spurred the Aggies to 26 victories, including a 13-5 mark in a Mountain West Conference that saw four teams reach the NCAA Tournament. Utah State advanced to the Mountain West Championship Game before falling to eventual Final Four qualifier San Diego State 62-57. Utah State, rated 18th in the NCAA's NET rankings, earned an at-large berth to the NCAA Tournament as the No. 10 seed in the South Region.

In his first season at Utah State, Odom led the Aggies to an 18-16 overall record, including 8-10 in MW play, and their fourth-straight NCAA postseason berth as USU hosted Oregon as an at-large seed in the opening round of the NIT. Four Utah State players earned All-Mountain West Conference honors during his two-year tenure, including 2023 First Team selection Steven Ashworth and Sixth Man of the Year Dan Akin. Odom was 44-25 in two seasons with the Aggies.

In 2020-21, Odom led UMBC to a 14-6 record, including a 10-4 league mark, which earned the Retrievers to a share of the America East regular-season title and the No. 1 seed in the league's championship tournament. In 2018-19, UMBC advanced to the championship game of the America East Tournament after posting a 21-13 record, including an 11-5 conference mark, for its third-straight 20-win season.

In his second year at UMBC, Odom and the Retrievers posted a 25-11 record, including a 12-4 league mark, to finish second in the America East. UMBC also won an America East Conference title at prohibitive favorite Vermont to set the stage for its stunning victory over Virginia in the first round

of the NCAA Tournament in Charlotte, N.C. That victory would receive an ESPY nomination for "Best Moment" of the year. Odom was later named the 2018 Hugh Durham Award as the nation's top mid-major coach. During his UMBC tenure, the Retrievers collected nine All-Conference citations, including 2018 Defensive Player of the Year K.J. Maura and 2021 Sixth Man of the Year Keondre Kennedy.

He also served as head coach at Division II Lenoir-Rhyne in 2015-16 and led the Bears to a 21-10 mark – a 13-win improvement -- and the school's first-ever NCAA Sweet 16 appearance. The Bears led the nation in 3-point field goals made per game (12.4), and finished ninth in the country in scoring at 90.1 points per game that season.

Odom was an assistant coach at Charlotte for five seasons (2011-15), and served as the 49ers interim head coach for the final 19 games of the 2014-15 campaign. In 2013, he helped Charlotte earn a bid to the postseason NIT.

Prior to his tenure in Charlotte, Odom spent seven years (2004-10) on the coaching staff at Virginia Tech and was part of a Hokies' team that earned a berth to the NCAA Tournament in 2007 and beat Illinois in the first round.

Odom was also an assistant coach at American for three years (2001-03), at UNC Asheville for one season (2000) and at Furman for two years (1998-99). He also served as an administrative assistant at South Florida for one season (1997).

Odom graduated from Hampden-Sydney in 1996 with a bachelor's degree in economics and was a four-year starting point guard on the men's basketball team. He served as team captain his senior season and led Hampden-Sydney to an 80-30 record during his playing career, including two berths in the NCAA Division III Tournament. In addition, Odom finished his career as the school's all-time leader in 3-pointers made and placed fourth in assists.

Ryan is the son of Dave Odom, who retired in 2008 as the head coach at South Carolina. The elder Odom earned SEC Coach of the Year honors while at South Carolina in 2004 and ACC Coach of the Year honors in 1991, 1994 and 1995, while at Wake Forest.

Odom and his wife, Lucia, have two sons - Connor and Owen.

### THE RYAN ODOM FILE

		AS HEAD COACH				
		Overall		Conf.		
Year	School	W	L	W	L	Notable
2014-15	Charlotte*	8	11	7	10	
2015-16	Lenoir-Rhyne (D-II)	21	10	14	8	NCAA Regional Finals
2016-17	UMBC	21	13	9	7	CIT Quarterfinals
2017-18	UMBC	25	11	12	4	NCAA Second Round
2018-19	UMBC	21	13	11	5	AE Runner-up
2019-20	UMBC	16	17	8	8	AE Semifinals
2020-21	UMBC	14	6	10	4	Regular Season Champ
2021-22	Utah State	18	16	8	10	NIT First Round
2022-23	Utah State	26	9	13	5	NCAA First Round
2023-24	VCU	24	14	11	7	NIT Quarterfinals
2024-25	VCU	9	3	0	0	

**HC Total 10 Seasons**      **203 123 82 53**      **3 NCAA, 2 NIT, 1 CIT**

\* - Interim head coach

#### AS AN ASSISTANT

1996-97	South Florida	Administrative Assistant
1997-99	Furman	Assistant Coach
1999-00	UNC Asheville	Assistant Coach
2000-03	American	Assistant Coach
2003-10	Virginia Tech	Assistant Coach
2010-14	Charlotte	Assistant Coach
2014-15	Charlotte	Associate Head Coach

#### PLAYING CAREER

1993-96    Hampden-Sydney -- Graduated as school's career 3-point leader

**Personal:** Wife - Lucia... Sons - Connor and Owen... Son of former Wake Forest and South Carolina Head Coach Dave Odom... Birthday - July 11.

## VCU BASKETBALL BY THE NUMBERS

# 65

Percentage of VCU's scoring that returns from its 2023-24 season. That includes the Rams' top three scorers (Max Shulga, 14.0 ppg), Joe Bamisile (13.1 ppg) and Zeb Jackson (11.4 ppg). That's in stark contrast to last season, when VCU was returned just nine percent of its scoring entering the 2023-24 campaign.

# 147

VCU wins in Atlantic 10 Conference play since joining the league prior to the 2012-13 season -- the most by any school. The Rams are 147-61 in regular season play against league foes, a .707 win percentage. VCU is also 21-9 all-time in the Atlantic 10 Tournament.

# 24

Consecutive winnings seasons for VCU, including last year's 24-14 campaign. During that period, the Black and Gold have won at least 20 games in a season 17 times, including each of the last three campaigns.

# .468

VCU's effective field goal defense percentage in 2023-24, a mark that ranked 22nd nationally. It's the second time in four years a Ryan Odom-coached team has ranked within the top 30 nationally in that category. Overall, the Rams' defense ranked 40th in the country in defensive efficiency last year.

# 5

Players on VCU's roster with four or more seasons of college basketball experience. Four players, Philip Russell, Zeb Jackson, Max Shulga and Joe Bamisile, are in their fifth year, while Jack Clark will be suiting up for a seventh season. Clark has received two medical redshirts and a COVID redshirt.

# .781

VCU's free throw percentage last season, which ranked 14th nationally last season and set a program record. Two of VCU's returnees, Shulga and Jackson, shot better than 80 percent from the line last year. Shulga's .876 mark ranks second in school history.

# 322

Three-pointers made last season by the Rams, the second-most in school history. Only VCU's 2011 Final Four team connected on more triples. The Black and Gold return 76 percent (243 of 322) of its 3-point shooting in 2024-25. Shulga's 86 treys last season rank sixth in school history.

# 13

NCAA Tournament appearances by the Rams since the 2003-04 season. That's the most over that period by any A-10 member. Davidson (8), and Dayton (7) are next up on the list. Since joining the A-10 in 2012-13, the Rams have reached the NCAA Tournament nine times in 12 opportunities.

# THE LAST TIME THEY MET: VCU 87, W&M 78 - FEB. 1, 2012

Official Basketball Box Score

VCU vs William & Mary

2/1/12 7:00 pm at Williamsburg, Va. (Kaplan Arena)

## VISITORS: VCU 19-5 (10-2 CAA)

##	Player Name	f	TOT-FG 3-PT			REBOUNDS							MIN		
			FG-FGA	FG-FGA	FT-FTA	OF	DE	TOT	PF	TP	A	TO		BLK	S
15	Reddic, Juvonte.....	f	9-12	0-0	2-2	0	7	7	1	20	0	1	1	1	29
20	Burgess, Bradford...	f	3-7	0-2	3-4	1	7	8	1	9	3	0	0	1	34
33	Haley, D.J.....	c	1-2	0-0	0-0	0	2	2	2	2	1	1	0	0	15
10	Theus, Darius.....	g	2-4	0-1	0-1	0	0	0	4	4	3	0	0	2	20
30	Daniels, Troy.....	g	6-11	4-8	0-0	3	1	4	1	16	2	3	0	1	27
02	Weber, Briante.....		3-6	0-0	0-0	2	2	4	2	6	1	1	0	2	26
05	Okereafor, Teddy....		0-0	0-0	0-0	0	0	0	1	0	0	0	0	0	1
11	Brandenberg, Rob....		5-11	1-3	6-7	0	2	2	1	17	3	1	0	0	27
21	Graham, Treveon.....		4-9	3-6	2-2	2	1	3	1	13	1	1	0	2	21
	TEAM.....							1	1						
	Totals.....		33-62	8-20	13-16	8	23	31	14	87	14	8	1	9	200

TOTAL FG% 1st Half: 17-31 54.8% 2nd Half: 16-31 51.6% Game: 53.2% DEADB  
 3-Pt. FG% 1st Half: 6-11 54.5% 2nd Half: 2-9 22.2% Game: 40.0% REBS  
 F Throw % 1st Half: 4-5 80.0% 2nd Half: 9-11 81.8% Game: 81.3% 1

## HOME TEAM: William & Mary 4-20 (2-10 CAA)

##	Player Name	f	TOT-FG 3-PT			REBOUNDS							MIN		
			FG-FGA	FG-FGA	FT-FTA	OF	DE	TOT	PF	TP	A	TO		BLK	S
20	McDowell, Quinn.....	f	2-7	2-7	2-2	2	6	8	2	8	4	1	0	1	38
22	Rusthoven, Tim.....	f	3-8	0-0	1-2	4	6	10	4	7	0	2	0	0	31
03	Thornton, Marcus....	g	10-12	5-6	3-4	0	2	2	2	28	2	4	0	0	34
04	Rum, Matt.....	g	2-6	2-4	1-2	1	4	5	2	7	3	0	0	0	36
12	Britt, Brandon.....	g	6-15	2-6	5-8	1	3	4	5	19	4	4	0	3	33
02	Boatner, Julian.....		1-4	1-4	2-2	1	1	2	0	5	1	1	0	0	14
13	Pavloff, Andrew.....		1-1	0-0	0-0	0	0	0	0	2	0	0	0	0	1
24	Heldring, Fred.....		1-2	0-0	0-0	0	0	0	0	2	0	0	0	0	9
43	Schalk, Tom.....		0-0	0-0	0-0	0	1	1	1	0	0	0	0	0	4
	TEAM.....							1	1						
	Totals.....		26-55	12-27	14-20	10	23	33	16	78	14	13	0	4	200

TOTAL FG% 1st Half: 10-25 40.0% 2nd Half: 16-30 53.3% Game: 47.3% DEADB  
 3-Pt. FG% 1st Half: 5-14 35.7% 2nd Half: 7-13 53.8% Game: 44.4% REBS  
 F Throw % 1st Half: 5-8 62.5% 2nd Half: 9-12 75.0% Game: 70.0% 2

Officials: Damon Williams, Donnie Eply, Clarence Armstrong

Technical fouls: VCU-None. William & Mary-None.

Attendance: 2506

Score by Periods	1st	2nd	Total
VCU.....	44	43	- 87
William & Mary.....	30	48	- 78

Points in the paint-VCU 44,W&M 24. Points off turnovers-VCU 21,W&M 14.

2nd chance points-VCU 8,W&M 7. Fast break points-VCU 13,W&M 14.

Bench points-VCU 36,W&M 9. Score tied-1 time. Lead changed-2 times.

Last FG-VCU 2nd-01:57, W&M 2nd-00:09.

Largest lead-VCU by 19 2nd-15:59, W&M by 7 1st-14:44.

# VCU BASKETBALL BY NEWS AND NOTES

## VCU / WILLIAM & MARY SERIES

VCU leads 39-12

Last 10 meetings

Date	Site	W/L	VC-WM	Series
3/1/08	A	W	54-43	32-10
3/9/08	NC	L	54-56	32-11
12/6/08	A	W	66-50	33-11
2/7/08	H	W	76-54	34-11
12/05/09	A	L	74-75	34-12
1/20/10	HS	W	81-59	35-12
12/4/10	HS	W	59-55	36-12
1/12/11	A	W	70-52	37-12
1/19/12	HS	W	69-68*	38-12
2/1/12	A	W	87-78	39-12

Home: 23-4 (Siegel Center: 11-1)

Away: 15-7 Neutral: 1-1

## 2024-25 STARTING LINE-UPS

Opp.	Date	PG	SG	SF	PF	C	Rec.
Bellarmine	11/4	Russell	Shulga	Bamisile	Clark	Fermin	1-0
Boston College	11/8	Russell	Shulga	Bamisile	Clark	Fermin	2-0
Merrimack	11/13	Russell	Shulga	Bamisile	Clark	Fermin	3-0
Loyola (Md.)	11/16	Russell	Shulga	Bamisile	Clark	Fermin	4-0
Seton Hall	11/21	Russell	Shulga	Bamisile	Clark	Fermin	4-1
Nevada	11/22	Russell	Shulga	Bamisile	Clark	Fermin	4-2
Miami (Fla.)	11/24	Russell	Shulga	Bamisile	Clark	Fermin	5-2
Elizabeth City St.	11/29	Russell	Shulga	Bamisile	Clark	Fermin	6-2
Georgia Southern	12/4	Russell	Shulga	Bamisile	Clark	Fermin	7-2
Penn	12/9	Russell	Shulga	Bamisile	Clark	Bamgboye	1-0
Colorado State	12/14	Russell	Shulga	Bamisile	Clark	Fermin	8-2
New Mexico	12/18	Russell	Shulga	Bamisile	Clark	Fermin	8-3

Different starting lineups: 2 / Players to start at least one game: 6

## VS. THE CAA

SCHOOL	RECORD
Campbell	3-0
Charleston	5-2
Delaware	16-3
Drexel	13-8
Elon	3-0
Hampton	8-1
Hofstra	16-5
Monmouth	0-0
North Carolina A&T	9-0
UNCW	25-17
Northeastern	9-6
Stony Brook	1-0
Towson	18-1
William & Mary	39-12
<b>Totals</b>	<b>165-55</b>

## THE RISING

VCU has been tapped as preseason favorite in the Atlantic 10. The Rams were picked first in the A-10 Preseason Poll by league coaches and media. VCU garnered 14 first-place votes, followed by Dayton (6).

## ATLANTIC CITY

VCU owns a pair of wins over ACC schools this season, an 80-55 triumph over Boston College on Nov. 8 and a 77-70 defeat of Miami on Nov. 24. It's the first time since 2013-14 that the Rams have defeated multiple ACC teams in the same season. VCU knocked off Virginia, Virginia Tech and Boston College in 2013-14.

## NO SURRENDER

Ryan Odom has earned a reputation as an offensive-minded coach, but he's shown he's no slouch on the defensive side of the ball. VCU currently ranks seventh nationally in defensive efficiency (as of Dec. 19). The Rams rank seventh in effective field goal defense (.431). VCU opponents are shooting just .430 from 2-point range, which is the third-best rate in the country.

The Black and Gold are also forcing turnovers on 22.3 percent of possessions, which ranks 20th in the country and conjures up images of the Rams' famous "Havoc" teams.

VCU ranked 40th last season in defensive efficiency, including 22nd in the country in effective field goal defense (.468). Odom's last four teams, including his two seasons at Utah State, have ranked within the top 70 nationally in defensive efficiency.

## EMPTY SKY

One of the catalysts of VCU's stout defense this season has been its shot-blocking prowess, led by forwards Luke Bamgboye and Christian Fermin. Bamgboye, a freshman, ranks third in the A-10 and

22nd nationally in blocks per game (2.2), despite playing 12.7 minutes per night. He is averaging 6.8 blocks per 40 minutes, and his block percentage of 18.8 would lead the country, if he qualified. Fermin is averaging 1.5 blocks per game, eighth in the A-10.

Overall, VCU ranks 18th nationally in block percentage (15.2) and ninth in blocks per game (5.8).

## CADILLAC RANCH

As of Dec. 19, four Rams are currently averaging nearly 11.0 points per game or more: Joe Bamisile (16.8), Max Shulga (16.8), Zeb Jackson (10.9) and Phillip Russell (10.9). No VCU team has boasted four players averaging 11.0 or more points per game in a season since the 1993-94 campaign, when Kendrick Warren (18.0), Tyron McCoy (15.7), Kenny Harris (15.3) and Terrence Gibson (12.3) accomplished the feat.

## WE TAKE CARE OF OUR OWN

VCU has assisted on 59.9 percent of its field goals this season, which ranks 33rd nationally (as of Dec. 19). It's something of a feature of Ryan Odom-coached teams. VCU ranked 53rd in the country in that category last season (56.8 percent), and Utah State ranked first and 11th nationally in Odom's two seasons in Logan.

## RAINMAKER

VCU will have the green light from long range this season. The players on the Rams' roster have accounted for 736 three-pointers in their collegiate careers prior to the start of the 2024-25 season. Four players began the season with 125 or more career treys: Phillip Russell (186), Max Shulga (165), Jack Clark (140) and Joe Bamisile (137). The Rams knocked down 322 triples last season, the second most in school history.

## ATLANTIC 10 PRESEASON POLL

#-SCHOOL	POINTS
<b>1-VCU (14)</b>	<b>421</b>
2-Dayton (6)	394
3-Saint Joseph's (5)	376
4-Saint Louis (2)	371
5-Loyola Chicago (2)	368
6-George Mason	262
7-Richmond	230
8-Duquesne (1)	222
9-UMass	215
10-St. Bonaventure	210
11-Rhode Island	159
12-Davidson	118
13-George Washington	111
14-Fordham	80
15-La Salle	62

First-place votes in parenthesis

## PRESEASON ALL-ATLANTIC 10

Max Shulga	First Team
Joe Bamisile	Second Team
Zeb Jackson	Second Team
Zeb Jackson	All-Defensive

# VCU BASKETBALL BY NEWS AND NOTES

## TRENDS

### VCU RECORD '23-24 '24-25

Overall	24-14	9-3
Conference Games	11-7	0-0
When VCU leads at halftime	15-6	9-2
When VCU trails at halftime	8-8	0-1
When tied at halftime	1-0	0-0
In national TV games	15-11	1-1

### BY MONTH

November	4-3	6-2
December	4-2	3-1
January	5-3	0-0
February	6-1	0-0
March	5-5	0-0

### SCORING

VCU scores fewer than 40 points	0-0	0-0
VCU scores 40-49 points	1-0	0-0
VCU scores 50-59 points	1-4	0-0
VCU scores 60-69 points	5-5	2-2
VCU scores 70-79 points	10-2	2-1
VCU scores 80 or more points	7-3	5-0
Opp. scores fewer than 40 points	0-0	0-0
Opp. scores 40-49 points	1-0	2-0
Opp. scores 50-59 points	8-1	4-0
Opp. scores 60-69 points	11-5	2-2
Opp. scores 70-79 points	3-4	1-1
Opp. scores 80 or more points	1-4	0-0

### FROM THE FIELD

VCU shoots below 35%	0-3	0-0
VCU shoots between 35-40%	5-3	2-2
VCU shoots between 40.1 - 45%	5-4	2-1
VCU shoots between 45.1 - 50%	9-4	3-0
VCU shoots between 50.1 - 55%	5-0	2-0
VCU shoots better than 55.1%	0-0	0-0

### FINAL MARGIN

1-3 points	1-3	0-2
4-7 points	9-6	1-1
8-10 points	4-1	1-0
11-15 points	5-2	0-0
16+ points	5-2	7-0
In overtime	0-1	0-0

### BATTLE OF THE BOARDS

Outrebounding opponent	18-4	8-2
Outrebounded by opponent	5-9	0-1
Rebounds are even	0-1	1-0

### DOWN TO THE WIRE

Leading with 5:00 left (in reg.)	20-3	9-0
Trailing with 5:00 left	3-10	0-3
Tied with 5:00 left	1-1	0-0

### LAYING IT ON THE LINE

VCU attempts more free throws	17-3	7-1
Opp. attempts more free throws	6-10	1-2
Free throw attempts are even	1-1	1-0

### BY LOCATION

Home	13-6	6-0
Road	7-5	0-1
Neutral	4-3	3-2
Conference at home	6-3	0-0
Conference on the road	5-4	0-0
Conference tournament	3-1	0-0

### STREAKING

When VCU is coming off a win	16-8	7-2
When VCU is coming off a loss	8-5	1-1
Longest VCU winning streak	W5	W5
Longest VCU losing streak	L3	L2
Current VCU streak	L1	L1

### STRENGTH OF OPPOSITION

vs. AP Top 25 teams	1-1	0-0
vs. teams receiving votes	2-2	1-0
vs. teams with a winning record	15-12	7-2
vs. teams with .500 record	0-1	0-1
vs. teams with a losing record	9-0	1-0

## VCU Single-Season 3-Pt. FG Made

Season	3FGM	3PG
1. 2010-11 (40 games)	339	8.5
2. 2023-24 (38 games)	322	8.5
3. 2014-15 (36 games)	293	8.1
4. 2012-13 (36 games)	281	7.8
5. 2017-18 (33 games)	274	8.3

The Rams twice approached the program's single-game mark for 3-pointers last season. The Rams knocked down 18-of-42 from beyond the arc last season at Dayton and buried 17-of-39 from deep in a win over Alcorn State. Those performances trail only the 20 treys the Rams dropped in a 112-53 win over Towson on Jan. 27, 2010 in the school's record book.

## THE LONG GOODBYE

VCU will not lack for experience. The Rams boast five players with five or more years of collegiate experience, including fifth-year players Max Shulga, Zeb Jackson, Joe Bamisile and Phillip Russell, as well as seventh-year player Jack Clark, who has received two medical redshirts and a COVID redshirt during his career.

Here are the schools with the most fifth-year (or greater) players in the country this season.

School	No.	5th	6th	7th+
Oklahoma State	8	7	1	0
Louisville	7	6	1	0
Charlotte	7	5	1	1
Wichita State	7	5	2	0
Auburn	6	6	0	0
Illinois State	6	6	0	0
Kentucky	6	6	0	0
Liberty	6	4	2	0
Missouri	6	4	2	0
Nebraska	6	3	3	0
Texas State	6	4	2	0
<b>VCU</b>	<b>5</b>	<b>4</b>	<b>0</b>	<b>1</b>
Alabama	5	5	0	0
Arkansas State	5	2	2	1
U Indy	5	5	0	0
Ole Miss	5	5	0	0
Texas	5	4	1	0
Wright State	5	5	0	0

## I'M ON FIRE

Graduate guard Max Shulga's season is off to a fast start. The 2023 First Team All-Atlantic 10 Conference selection has already flirted with a triple-double on two occasions when he recorded 20 points, 10 rebounds and seven assists against Loyola (Md.) on Nov. 16 and when he racked up 18 points, nine assists and eight rebounds

## RETURN OF THE HAVOC TRACKER

### ADJUSTED DEFENSIVE EFFICIENCY

Season	Pt/100 pos.	Rank
2024-25	94.4	7
2023-24	98.5	40
2022-23	93.8	15
2021-22	88.8	7
2020-21	89.6	10
2019-20	94.4	45
2018-19	89.5	7
2017-18	103.8	156
2016-17	96.0	41
2015-16	93.9	24
2014-15	94.3	24
2013-14	90.2	6
2012-13	94.2	45
2011-12	92.1	19
2010-11	98.0	84
2009-10	98.7	106

### DEFENSIVE TURNOVER PERCENTAGE

Season	TO%	Rank
2024-25	22.3	20
2023-24	16.8	188
2022-23	23.9	7
2021-22	24.7	4
2020-21	23.7	9
2019-20	24.5	6
2018-19	23.3	8
2017-18	17.8	214
2016-17	21.0	33
2015-16	21.4	18
2014-15	23.6	11
2013-14	25.6	1
2012-13	28.5	1
2011-12	27.3	1
2010-11	22.1	62
2009-10	21.1	130

### STEAL PERCENTAGE

Season	Stl%	Rank
2024-25	11.8	61
2023-24	9.7	146
2022-23	13.0	11
2021-22	13.3	8
2020-21	13.1	3
2019-20	12.9	6
2018-19	11.5	22
2017-18	8.8	160
2016-17	10.7	30
2015-16	12.2	7
2014-15	14.0	3
2013-14	15.7	1
2012-13	17.0	1
2011-12	16.0	1
2010-11	12.4	17
2009-10	11.4	55

\* Through Dec. 19

# VCU BASKETBALL BY NEWS AND NOTES

in a win over Miami (Fla.) on Nov. 24.

There have only been two triple-doubles recorded in school history: Ren Watson (18 pts, 17 reb, 11 blk) against South Carolina State on Dec. 1 1976 and L.F. Likcholitov (18 pts, 14 reb, 10 blk) against Drexel on Feb. 2, 2002.

## THE PROMISED LAND

In addition to seven returnees and four freshmen, VCU Head Coach Ryan Odom added a pair of veteran transfers to this year's squad in Jack Clark and Phillip Russell. Clark played at La Salle from 2018-22 before making stops at N.C. State (2022-23) and Clemson (2023-24). Clark started all four of Clemson's NCAA Tournament contests on the way to an Elite Eight appearance, averaging 6.8 points and 5.8 rebounds in those contests. Russell's career has included stops at Saint Louis, Southeast Missouri State and UT-Arlington. He was named WAC Sixth Man of the Year last season after averaging 14.9 points and was named to the 2023 Ohio Valley Con-

## WINS VS. THE POWER 5 SINCE 2007

It all started with Eric Maynor's jumper to beat Duke in the 2007 NCAA Tournament. Since then, VCU has earned a reputation for taking down "Power 5" programs. Since 2007, VCU has scored 23 wins over Power 5 schools, not to mention a few near-misses.

Date	Opponent	Score
11/24/24	vs. Miami (Fla.)	W, 77-70
11/8/24	vs. Boston College	W, 80-55
11/25/23	vs. Penn State	W, 86-74
<b>11/30/22</b>	<b>VANDERBILT</b>	<b>W, 70-65</b>
11/17/22	vs. Pitt	W, 71-67
11/24/21	vs. Syracuse	W, 67-55
11/17/21	at Vanderbilt	W, 48-37
<b>11/13/19</b>	<b>LSU</b>	<b>W, 84-82</b>
12/5/18	at Texas	W, 54-53
11/21/17	vs. Cal	W, 83-69
11/25/16	vs. LSU	W, 85-74
11/18/16	vs. Oregon St.	W, 75-67
11/25/14	vs. Oregon	W, 77-63
11/14/14	vs. Tennessee	W, 85-69
12/28/13	vs. Boston College	W, 69-50
12/21/13	vs. Virginia Tech	W, 82-52
11/12/13	at Virginia	W, 59-56
<b>12/15/12</b>	<b>ALABAMA</b>	<b>W, 73-54</b>
3/27/11	vs. Kansas	W, 71-61
3/25/11	vs. Florida State	W, 72-71 ot
3/20/11	vs. Purdue	W, 94-76
3/18/11	vs. USC	W, 59-46
11/26/10	vs. UCLA	W, 89-85
11/16/10	at Wake Forest	W, 90-69
<b>11/21/09</b>	<b>OKLAHOMA</b>	<b>W, 82-69</b>

ference First Team while at SEMO. Russell has scored over 1,300 points in nearly 100 career games.

## HUNGRY HEART

Graduate guard Joe Bamisile is expected to figure prominently in VCU's success this season. The 6-foot-4 Bamisile came off the bench to average 13.1 points per game last year, second-most on the team, while shooting .370 (64-of-173) from 3-point range.

The Midlothian, Va. native appears primed for even more in 2024-25. Bamisile hit the weight room and tweaked his diet in the offseason, and as a result added 20 pounds to his frame since this time last year. Despite the additional heft, Bamisile's max vertical leap increased from 42½ inches to 46 inches.

## POINT BLANK

On Nov. 16, Jack Clark (25), Joe Bamisile (22) and Max Shulga (20) all topped 20 points for VCU in a, 83-57 win over Loyola (Md.). It's the first time since a trio of Rams have scored 20-plus in the same game since Brandon Rozzell (23), Joey Rodriguez (22) and Jamie Skeen (22) did so for VCU on Nov. 12, 2010 in a win over UNC Greensboro.

## HUMAN TOUCH

VCU shattered the school single-season record for free throw accuracy last season. The Rams connected at the charity stripe at a .781 rate, which rated 14th nationally.

## VCU Single-Season Free Throw Pct.

#	Season	FT-FTA	Pct.
<b>1.</b>	<b>2023-24</b>	<b>563-721</b>	<b>.781</b>
2.	2020-21	378-497	.761
3.	1982-83	497-673	.738
4.	2007-08	580-797	.728
5.	1984-85	511-702	.728

There's reason to believe they'll be successful again at the line this year. Max Shulga's .876 (141-of-161) mark at the line last season is the second-highest in school single-season history. The Rams also return Zeb Jackson, who shot .831 (74-of-89) last season and welcome Phillip Russell, who connected at an .846 (77-of-91) rate last year. Russell is a .792 career shooter at the line.

## RACING IN THE STREET

Here are some notable results from VCU's annual NBA combine testing:

Player Max Vertical

Joe Bamisile	46"
Brandon Jennings	43"
Zeb Jackson	41½"
Fats Billups	41½"
Michael Belle	41½"

Player	Wingspan
Obi Okafor	7'4¼"
Christian Fermin	7'2"
Michael Belle	7'1"
Luke Bamgboye	7'0¾"
Joe Bamisile	7'0½"

Player	3/4 Court Sprint
Brandon Jennings	3.157
Michael Belle	3.177

## SUPERLATIVES

### DOUBLE-DOUBLES

**Max Shulga (2)**  
11/16 vs. Loyola (Md.) - 20 points, 10 reb.  
12/14 vs. Colorado State - 20 pts, 10 reb.

**Joe Bamisile (1)**  
12/9 vs. Penn - 23 points, 11 rebounds

### 20+ POINTS

**Joe Bamisile (5)**  
11/13 vs. Merrimack - 20 points  
11/16 vs. Loyola (Md.) - 22 points  
11/24 vs. Miami (Fla.) - 22 points  
12/9 vs. Penn - 23 points  
12/14 vs. Colorado State - 25 points

**Max Shulga (5)**  
11/16 vs. Loyola (Md.) - 20 points  
11/21 vs. Seton Hall - 20 points  
12/4 vs. Georgia Southern - 29 points  
12/14 vs. Colorado State - 20 points  
12/18 at New Mexico - 20 points

**Phillip Russell (1)**  
11/8 vs. Boston College - 20 points

**Jack Clark (1)**  
11/16 vs. Loyola (Md.) - 25 points

**10+ REBOUNDS**  
**Max Shulga (3)**  
11/8 vs. Boston College - 10 rebounds  
11/16 vs. Loyola (Md.) - 10 rebounds  
12/14 vs. Colorado State - 10 rebounds

**Michael Belle (1)**  
11/4 vs. Bellarmine - 10 rebounds

**Joe Bamisile (2)**  
12/9 vs. Penn - 11 rebounds

**10+ ASSISTS**  
**None**

**5+ BLOCKS**  
**Luke Bamgboye (1)**  
12/4 vs. Georgia Southern - 5 blocks

**5+ STEALS**  
**Max Shulga (1)**  
11/16 vs. Loyola (Md.) - 5 steals

# VCU BASKETBALL BY NEWS AND NOTES

Terrence Hill 3.231  
 \* - Zeb Jackson, who ran 3.11 in this drill last year, did not test in this element this year.

## TOUGHER THAN THE REST

### 168 wins vs. the A-10

VCU is 168-70 (.706) against Atlantic 10 opponents, including A-10 Tournament games, since it joined the league prior to the 2012-13 season, most in the conference. The Rams have reached the A-10 Championship Game eight times in 11 opportunities and captured the title in 2015 and 2023.

### 551 wins since 2001

VCU's 551 wins since the start of the 2001-02 season are the most among the 13 Division I schools in the Commonwealth of Virginia.

### 13 NCAA bids since 2004

VCU rose to national prominence on the strength of its thrilling defeat of Duke in the 2007 NCAA Tournament, as well as its Final Four run in 2011, but the Rams have been a staple of the NCAA field for a long time. VCU has reached the NCAA Tournament 19 times since the school was formed in 1968, including 13 appearances in the past 19 seasons. VCU reached the NCAA field seven straight years from 2011-17.

### 24 straight winning seasons

VCU is one of five (Duke, Gonzaga, Kan-

sas, Michigan State, VCU) NCAA Division I men's basketball programs that owns an active streak of at least 20 consecutive winning seasons.

Year	Record	Postseason
2000-01	16-14	
2001-02	21-11	
2002-03	18-10	
<b>2003-04*</b>	<b>23-8</b>	<b>NCAA 1st Rd.</b>
2004-05	19-13	NIT 1st Rd.
2005-06	18-10	
<b>2006-07*</b>	<b>28-7</b>	<b>NCAA 2nd Rd.</b>
2007-08	24-8	NIT 1st Rd.
<b>2008-09*</b>	<b>24-10</b>	<b>NCAA 1st Rd.</b>
2009-10	27-9	CBI Champs
2010-11	28-12	Final Four
<b>2011-12*</b>	<b>29-7</b>	<b>NCAA 2nd Rd.</b>
<b>2012-13</b>	<b>27-9</b>	<b>NCAA 2nd Rd.</b>
<b>2013-14</b>	<b>26-9</b>	<b>NCAA 1st Rd.</b>
<b>2014-15*</b>	<b>26-10</b>	<b>NCAA 1st Rd.</b>
<b>2015-16</b>	<b>25-11</b>	<b>NCAA 2nd Rd.</b>
<b>2016-17</b>	<b>26-9</b>	<b>NCAA 1st Rd.</b>
2017-18	18-15	
<b>2018-19</b>	<b>25-8</b>	<b>NCAA 1st Rd.</b>
2019-20	18-13	Canceled
<b>2020-21</b>	<b>19-7</b>	<b>NCAA 1st Rd.</b>
2021-22	22-10	NIT 2nd Rd.
<b>2022-23*</b>	<b>27-8</b>	<b>NCAA 1st Rd.</b>
2023-24	24-14	NIT Quarterfinals

\* - Conference Championship  
 The Rams have also compiled those 24 winning seasons under seven head coaches. By comparison, the other schools on that list have had the following number

RAMS IN THE NBA		
Player	Years	Games
Bernie Harris	1974-75	11
Jesse Dark	1974	47
Gerald Henderson	1978-92	871
Edmund Sherod	1982-83	64
Eric Maynor	2009-14	267
Larry Sanders	2010-15, 17	238
Troy Daniels	2014-20	339
Briante Weber	2016-18	45
Treveen Graham	2016-20	180
<b>Bones Hyland</b>	<b>2021-</b>	<b>Active</b>
<b>Vince Williams</b>	<b>2022-</b>	<b>Active</b>

Active players in bold  
 # games through 2022-23 season

of head coaches since the 2000-01 season: Gonzaga (1), Michigan State (1), Duke (2), Kansas (2).

## MY HOMETOWN

VCU is pretty proud of its home court advantage at the Stuart C. Siegel Center. Since the building opened for the 1999-2000 season, its been a nightmare for opponents.

### VCU at the Siegel Center (all-time)

## RAM RULE - ATLANTIC 10 STANDINGS SINCE 2012-13

Since joining the league prior to the 2012-13 season, VCU has been the A-10's most successful program in terms of winning percentage (regular season) in league play. The Rams captured the 2015 and 2023 A-10 Tournament titles, as well as a share of the 2015-16 regular season crown, and claimed the 2018-19 regular season title outright. The Rams reached the A-10 Championship Game in five straight seasons (2013-17). VCU is 21-9 all-time in A-10 Tournament play since 2012-13. (Through 2023-24 season).

School	'12-13	'13-14	'14-15	'15-16	'16-17	'17-18	'18-19	'19-20	'20-21	'21-22	'22-23	'23-24	TOTAL	WIN%
<b>VCU</b>	<b>12-4</b>	<b>12-4</b>	<b>12-6</b>	<b>14-4</b>	<b>14-4</b>	<b>9-9</b>	<b>16-2</b>	<b>8-10</b>	<b>10-4</b>	<b>14-4</b>	<b>15-3</b>	<b>11-7</b>	<b>147-61</b>	<b>.707</b>
Dayton	7-9	10-6	13-5	14-4	15-3	8-10	13-5	18-0	9-7	14-4	12-6	14-4	147-63	.700
Davidson	--	--	14-4	10-8	8-10	13-5	14-4	10-8	7-4	15-3	8-10	5-13	104-69	.601
St. Bonaventure	7-9	6-10	10-8	14-4	11-7	14-4	12-6	11-7	11-4	12-5	8-10	9-9	125-83	.601
Richmond	8-8	8-8	12-6	7-11	13-5	9-9	6-12	14-4	6-4	10-8	7-11	15-3	115-89	.564
Loyola Chicago	--	--	--	--	--	--	--	--	--	--	4-14	15-3	19-17	.528
Saint Louis	13-3	13-3	3-15	5-13	6-12	9-9	10-8	12-6	5-4	12-6	12-6	5-13	105-99	.515
Rhode Island	3-13	5-11	13-5	9-9	13-5	15-3	9-9	13-5	7-10	5-12	5-13	6-12	103-107	.491
George Washington	7-9	11-5	10-8	11-7	10-8	7-11	4-14	6-12	3-5	8-9	10-8	4-14	91-110	.453
George Mason	--	4-12	4-14	5-13	9-9	9-9	11-7	5-13	8-6	7-9	11-7	9-9	84-108	.438
UMass	9-7	10-6	10-8	6-12	4-14	5-13	4-14	8-10	6-4	7-11	6-12	11-7	87-118	.424
Saint Joseph's	8-8	11-5	7-11	13-5	4-14	10-8	6-12	2-16	3-9	5-13	8-10	9-9	86-117	.424
La Salle	11-5	7-9	8-10	4-14	9-9	7-11	8-10	6-12	6-11	5-13	7-11	6-12	84-127	.398
Duquesne	1-15	5-11	6-12	6-12	3-15	7-11	10-8	11-7	7-7	1-16	10-8	10-8	77-131	.370
Fordham	3-13	2-14	4-14	8-10	7-11	4-14	3-15	2-16	2-11	8-10	12-6	6-12	61-147	.293

# VCU BASKETBALL BY NEWS AND NOTES

Season	Overall	Conf.	Sellouts
1999-00	12-3	6-2	3
2000-01	12-2	7-1	0
2001-02	13-1	9-0	0
2002-03	12-3	7-2	0
2003-04	12-2	8-1	1
2004-05	11-4	7-2	0
2005-06	12-2	7-2	2
2006-07	12-2	9-0	3
2007-08	12-2	8-1	4
2008-09	13-1	8-1	3
2009-10	18-1	8-1	3
2010-11	11-3	6-3	4
2011-12	13-1	8-1	14
2012-13	15-2	7-1	17
2013-14	15-0	8-0	15
2014-15	12-4	6-3	16
2015-16	15-2	8-1	17
2016-17	15-1	9-0	16
2017-18	11-7	4-5	18
2018-19	16-1	9-0	17
2019-20	14-4	5-4	18
2020-21	12-2	5-2	14
2021-22	12-4	7-2	1
2022-23	15-3	7-2	6
2023-24	13-6	6-3	7
2024-25	6-0	0-0	3
<b>26th Year</b>	<b>335-63</b>	<b>179-40</b>	<b>196</b>

## 166 consecutive sellouts

VCU sold out every game at the Stuart C. Siegel Center from Jan. 29, 2011 through the 2020-21 season. That streak came to an official end on Nov. 9, 2021 when 7,017

attended VCU's 20a21-22 opener versus St. Peter's. The Rams were 139-27 (.837) at home during the streak.

## The Stu vs. ranked teams

VCU has hosted a ranked opponent nine times in 25 seasons at the Stuart C. Siegel Center. The Rams are 6-3 in those contests, including a 49-47 win over No. 18 Dayton on Feb. 9, 2024 (Associated Press Top 25 Rankings).

Date	Opponent	Rank	Score
2/9/24	Dayton	18	W, 49-47
2/18/20	Dayton	5	L, 61-66
11/13/19	LSU	23	W, 84-82
2/2/18	Rhode Island	22	L, 68-81
12/13/14	Northern Iowa	23	W, 93-87 ot
12/6/14	Virginia	7	L, 57-74
3/1/14	Saint Louis	10	W, 67-56
3/2/13	Butler	20	W, 84-52
11/21/09	Oklahoma	17	W, 82-69

## PROVE IT ALL NIGHT

Bamisile scored his 1,000th career point in VCU's season-opening win over Bel-larmine on Nov. 4. He joins a group of four 1,000-point scorers on this squad, alongside Shulga, Russell and Clark.

## AIN'T GOT YOU

Graduate guard Zeb Jackson missed the first four games of the season with a broken left (shooting) hand, suffered Nov. 1 in

practice. Jackson, who fractured the fourth metacarpal, had surgery to insert a pin on Nov. 4. He returned on Nov. 21 against Seton Hall and supplied 15 points off the bench for the Black and Gold. He averaged 11.4 points per game last season and was a Preseason All-Atlantic 10 Conference Second Team selection prior to the 2024-25 campaign.

## GLORY DAYS

On Nov. 29, VCU retired the No. 12 jersey of Joey Rodriguez, who starred for the Rams from 2007-11 and served as the team's point guard during its run to the 2011 Final Four. Rodriguez is third in program history in assists (580) and steals (237), fifth in 3-pointers (211) and 22nd in points (1,362). On Dec. 22, the Rams will also hang the No. 2 of former star Briante Weber from the Siegel Center rafters. Weber led the Rams to four NCAA Tournament berths from 2011-15 and ranks fourth in NCAA history in steals.

## GROWIN' UP

VCU Head Coach Ryan Odom is the son of former Dave Odom, who won 406 games as head coach at Wake Forest, South Carolina and East Carolina. Dave Odom is best known for his Wake Forest teams from 1993-97, featuring Tim Duncan. Those teams reached an Elite Eight and a Sweet 16. Odom is one of 14 sons of

## NCAA ALL-TIME WINNING PERCENTAGE

### Division I Only (Through 2023-24 Season)

No.	School	First Season*	Yrs.	Won	Lost	Tied	Pct.
1	Kentucky	1902-03	121	2,398	758	1	.760
2	North Carolina	1910-11	114	2,372	860	0	.734
3	Kansas	1898-99	126	2,393	896	0	.728
4	Duke	1905-06	119	2,300	929	0	.712
5	UCLA	1919-20	105	2,002	905	0	.689
6	UNLV	1958-59	66	1,349	627	0	.683
7	Syracuse	1900-01	123	1,993	976	0	.671
8	Western Kentucky	1914-15	105	1,894	985	0	.658
9	Arizona	1904-05	119	1,889	986	1	.657
10	Villanova	1920-21	104	1,882	989	0	.656
<b>11</b>	<b>VCU</b>	<b>1970-71</b>	<b>54</b>	<b>1,075</b>	<b>568</b>	<b>0</b>	<b>.654</b>
12	Norfolk St.	1953-54	71	1,326	729	0	.645
13	Murray State	1925-26	99	1,736	954	0	.645
14	UConn	1900-01	121	1,837	1,015	0	.644
15	Illinois	1905-06	119	1,907	1,061	0	.643

\* - VCU was an NAIA-affiliated school until the 1970-71 season

# VCU BASKETBALL BY NEWS AND NOTES

former Division I head coaches guiding his own D-1 program this season.

## Son, School (Father)

Brian Barone, SIUE (Tony Barone, Sr.)  
 Jeff Capel III, Pitt (Jeff Capel II)  
 Bryce Drew, Grand Canyon (Homer Drew)  
 Scott Drew, Baylor (Homer Drew)  
 Brian Dutcher, San Diego St. (Jim Dutcher)  
 Chris Gerlufsen, San Francisco (Rob Gerlufsen)  
 John Griffin III, Bucknell (John Griffin II)  
 Kevin Kruger, UNLV (Lon Kruger)  
 Phil Martelli, Jr., Bryant (Phil Martelli)  
 Dan Monson, E. Washington (Don Monson)  
 Eric Musselman, USC (Bill Musselman)  
**Ryan Odom, VCU (Dave Odom)**  
 Richard Pitino, New Mexico (Rick Pitino)  
 Kevin Willard, Maryland (Ralph Willard)

## WORKING ON A DREAM

VCU produced NBA Draft picks in back-to-back years in 2021 and 2022. Nah'Shon "Bones" Hyland was a first-round selection (26th overall) of the Denver Nuggets in the 2021 NBA Draft. Hyland, who was later traded to the Los Angeles Clippers, averaged 6.9 points per game last season. In the 2022 Draft, the Memphis Grizzlies used a second-round pick (47th overall) to select Vince Williams Jr., who was an All-Atlantic 10 Conference First Team honoree in 2022. Williams spent the majority of his rookie season with the Grizzlies G-League affiliate, but eventually worked his way into the Grizzlies' rotation in 2023-24. He was eventually rewarded with a three-year, \$7.9 million contract extension.

Since 2009, VCU has sent seven players to the NBA, including three first-round draft picks (Eric Maynor, Larry Sanders, Hyland). Another player, Justin Tillman, signed a 10-day contract with the Atlanta Hawks in 2021-22, but did not appear in a game.

## BRILLIANT DISGUISE

A pair of VCU players have spent time at other A-10 institutions, adding some juice to rivalries around the league. Joe Bamisile averaged 16 points per game and was named Third Team All-Atlantic 10 in 2021-22 while at George Washington. Meanwhile, Jack Clark spent four seasons (2018-22) in a La Salle uniform, including the 2021-22 campaign, when he averaged 12.0 points and 5.8 rebounds per game.

## ONE STEP UP

High school standouts Silas Barksdale (Newport News, Va./Woodside) and Jordan Tillery (Orlando, Fla./IMG Academy) have officially signed with VCU, Odom

announced on Nov. 18.

A 6-foot-9, 225-pound forward, Barksdale chose VCU over a list of potential suitors that includes Butler, Illinois, Iowa, Maryland, Miami, Pitt, Tennessee, Virginia Tech and others. Barksdale, who currently stars for Woodside High School in Newport News, Va., is ranked 83rd nationally in 247Sports' class of 2025. It also rates him No. 12 nationally at his position and the No. 5 recruit in the State of Virginia.

Known for his inside-outside offensive skill set, Barksdale ranked eighth nationally in rebounding on the vaunted Nike EYBL circuit in 2024 while playing with the Boo Williams AAU program. Barksdale also impressed at Peach Jam, averaging 10.0 points and 11.6 rebounds per game. Last season, Barksdale racked up 25 double-doubles to lead Woodside to a 27-1 record and a second straight state title. For his efforts, he was named Virginia Class 5 State Player of the Year.

A 6-foot-5 wing, Tillery is playing a post-graduate season with national powerhouse IMG Academy in Bradenton, Fla. and also recently starred for the Team Loaded AAU program. He chose VCU over a list of offers from Arizona State, Seton Hall, Drake and others.

Tillery averaged 18 points, five rebounds and two assists for Team Loaded on the Adidas Circuit this summer. He connected on 36 percent of his attempts from beyond

the arc. As a senior at Oak Ridge High School in Orlando, Fla. last year, Tillery averaged 14.8 points, 5.8 rebounds, 5.4 assists and 2.1 steals per game on the way to a Class 7A State Championship Game appearance.

## CRADLE OF COACHES?

Former VCU Men's Basketball staffers who are current Division I head coaches.

Name	Current HC	Years at VCU	VCU Position
Mike Rhoades	Penn State	2009-11	Assistant Coach
		2011-14	Associate HC
		2017-23	Head Coach
Will Wade	McNeese State	2009-13	Assistant Coach
		2015-17	Head Coach
Shaka Smart	Marquette	2009-15	Head Coach
Mike Morrell	UNC Asheville	2011-13	Director of Ops
		2013-15	Assistant Coach
Dwight Perry	Wofford	2011-13	Graduate Assistant
		2013-14	Video Coordinator
Mike Jones	UNC Greensboro	2009-11	Assistant Coach
Jeremy Ballard	Florida International	2012-15	Assistant Coach
		2017-18	Associate HC
Anthony Grant	Dayton	2006-09	Head Coach
Jeff Capel	Pittsburgh	2001-02	Assistant Coach
		2002-06	Head Coach
Tony Pujol	North Alabama	2006-09	Assistant Coach

# THE LAST TIME...

## TEAM

<b>VCU scored 85+ points</b>	<b>12/4/24</b>	<b>89 (W, 89-54 vs. Georgia Southern)</b>
VCU scored 90+ points	3/11/23	90 (W, 90-78 vs. Saint Louis)
VCU scored 95+ points	2/16/24	95 (95-85, W at Saint Louis)
<b>VCU scored 100+ points</b>	<b>11/29/24</b>	<b>103 (103-58, W vs. Elizabeth City State)</b>
Opponent scored 80+	2/16/24	85 (W, 95-85 at Saint Louis)
Opponent scored 90+	3/8/24	91 (L, 86-91 OT at #25 Dayton)
Opponent scored 100+	1/12/18	106 (79-106, L at Dayton)
<b>Held an Opponent to 50 pts. or less</b>	<b>12/9/24</b>	<b>47 (W, 66-47 vs. Penn)</b>
Held an Opponent to 40 pts. or less	11/17/21	37 (48-37, W at Vanderbilt)
VCU was held under 50 pts.	11/17/21	49 (49-47, W vs. #18 Dayton)
<b>Shot 50% from the field</b>	<b>11/29/24</b>	<b>50.0% (34-68), (W, 103-58 vs. Elizabeth City State)</b>
Shot 80% from the foul line	3/24/24	85.7% (12-14), (W, 70-65 at South Florida)
Shot 90% from the foul line	2/3/24	90.0% (18-20), (W, 63-52 vs. Richmond)
Shot 100% from the foul line	1/5/22	(2-2), 53-52, W at Dayton)
<b>Had a 20-pt. win</b>	<b>11/16/24</b>	<b>26 (83-57 vs. Loyola (Md.))</b>
<b>Had a 30-pt. win</b>	<b>12/4/24</b>	<b>35 (89-54 vs. Georgia Southern)</b>
<b>Had a 40-pt. win</b>	<b>11/29/24</b>	<b>45 (103-58 vs. Elizabeth City State)</b>
Had a 20-pt. loss	3/27/24	20 (54-74, L at Utah)
Had a 30-pt. loss	2/2/22	30 (52-82, L vs. Dayton)
Had a 40-pt. loss	11/30/99	41 (44-85, L vs. Tulane)
A double-overtime win	12/13/14	93-87, W (2ot) vs. #23 Northern Iowa
An overtime win	11/24/18	69-67 vs. Hofstra
A triple-overtime loss	2/29/00	88-97, L vs. American
A double-overtime loss	2/25/15	63-67 at Richmond
<b>An overtime loss</b>	<b>11/21/24</b>	<b>66-69 vs. Seton Hall</b>
10-game winning streak	2018-19	12 (1/26/19 - 3/8/19)
5-game winning streak	2024-25	5 (11/24/23 - 12/14/24)
5-game losing streak	2019-20	5 (2/12/20 - 2/26/20)
10-game losing streak		Never Happened, Longest was 6 (2/7/98 - 2/23/98)

## INDIVIDUAL

<b>20-24 pts.</b>	<b>20 by Max Shulga at New Mexico (12/18/24)</b>
<b>25-29 pts.</b>	<b>25 by Joe Bamisile vs. Colorado State (12/14/24)</b>
30-34 pts.	31 by Jayden Nunn at Saint Joseph's (2/21/23)
35-39 pts.	37 by Ace Baldwin Jr. at Saint Louis (2/3/23)
40+ pts.	41 by Willie Taylor vs. Evansville (12/20/00)
<b>5 players in double figures</b>	<b>Phillip Russell (18), Terrence Hill (16), Zeb Jackson (14), Max Shulga (12), Joe Bamisile (11) vs. Elizabeth City State (11/29/24)</b>
<b>Two players with 20 pts. or more</b>	<b>25 by Joe Bamisile &amp; 20 by Max Shulga vs. Colorado State (12/14/24)</b>
<b>Three players with 20 pts. or more</b>	<b>Jack Clark (25), Joe Bamisile (22) &amp; Max Shulga (20) vs. Loyola (Md.) (11/16/24)</b>
Player with 20 or more rebounds	22 by Marcus Santos-Silva vs. Rhode Island (3/15/19)
Two players with 10 or more rebounds	Hason Ward (10) and Vince Williams (10) at Richmond (1/29/22)
<b>Player with double-double (pts/reb)</b>	<b>Max Shulga (20 points, 10 rebounds) vs. Colorado State (12/14/24)</b>
Player with double-double (pts/asst)	Sean Bairstow (14 pts, 12 ast at La Salle (1/13/24)
Player with double-double (pts/stls)	13 pts, 10 steals by Briante Weber vs. Florida Gulf Coast (11/9/2012)
Player with double-double (reb/asst)	10 rebs./10 assists by Eric Maynor at George Mason (1/24/2007)
Player with a triple-double	L.F. Likholitov (18 pt/14 reb/10 blk vs. Drexel (2/2/02)
Two players with double-doubles	Vince Williams (22 pt/10 rebs) & Hason Ward (14 pt/10 reb) at Richmond (1/29/22)
<b>100% from the field (min. 5 made)</b>	<b>6-6 by Max Shulga vs. Bellarmine (11/4/24)</b>
<b>100% from foul line (min. 5 made)</b>	<b>8-8 by Phillip Russell vs. Georgia Southern (12/4/24)</b>
10+ Assists	12 by Sean Bairstow at La Salle (1/13/24)
<b>5 or more steals</b>	<b>5 by Max Shulga vs. Loyola (Md.) (11/16/24)</b>
<b>5 or more blocks</b>	<b>5 by Luke Bamgboye vs. Georgia Southern (12/4/24)</b>

Occurances this season in **bold**

# VCU SINGLE-GAME RECORDS

## INDIVIDUAL RECORDS

**Most Minutes Played** – 48: Kenny Stancell vs. UNC Charlotte, Jan. 9, 1982

**Most Points** – 45: Charles Wilkins vs. West Liberty State, Dec. 20, 1968

**Most Field Goals Made** – 18: Chris Cheeks vs. Old Dominion, Jan. 14, 1989

**Most Field Goals Attempted** – 28: Jesse Dark vs. Texas A&M, Dec. 19, 1973; JeQuan Lewis vs. Saint Mary's, March 16, 2017

**Highest Field Goal Percentage (min. 10 FGA)** – 1.000 (twice): Greg McCray vs. Cincinnati, Dec. 23, 1980 (10-10); Mike Schlegel vs. Jacksonville, March 2, 1985 (10-10)

**Most 3-Point Field Goals Made** – 11: Troy Daniels vs. ETSU, Jan. 2, 2013

**Most 3-Point Field Goals Attempted** – 20: Troy Daniels vs. ETSU, Jan. 2, 2013

**Highest 3-Point Field Goal Percentage** – **1.000**: Jayden Nunn at Saint Joseph's, Feb. 18, 2023 (7-7) / .875 (twice): Chris Brower vs. Western Kentucky, March 2, 1992 (7-8); Terrence Gibson vs. Xavier, Feb. 23, 1994 (7-8)

**Most Free Throws Made** – 14 (four times): Charles Wilkins vs. Virginia Union, Feb. 22, 1971; Chris Cheeks vs. Western Kentucky, Jan. 23, 1987; Willie Taylor vs. Hampton, Dec. 19, 2002; Treveon Graham at Richmond, Feb. 25, 2015

**Most Free Throws Attempted** – 19: Shawn Hampton vs. Liberty, Dec. 12, 1998

**Highest Free Throw Percentage (minimum 10 made)** – 1.000 (10 times): Mike Schlegel vs. St. Joseph's, Dec. 4, 1982 (13-13); Willie Taylor vs. UAB, Dec. 15, 2001 (13-13); Bo Jones vs. Texas A&M, Dec. 2, 2000 (11-11); Bo Jones vs. Kent State, Dec. 22, 2000 (11-11); Willie Taylor vs. William & Mary, Feb. 25, 2002 (11-11); LaMar Taylor vs. Norfolk State, Dec. 12, 1998 (10-10); Willie Taylor at George Mason, Feb. 20, 2002 (10-10); Issac Vann vs. St. John's, Nov. 20, 2018 (10-10); **Max Shulga vs. Penn State, Nov. 26, 2023 (10-10); Max Shulga vs. Temple, Dec. 10, 2023 (10-10)**

**Most Rebounds** – 28: Charles Wilkins vs. Southeastern, on Jan. 4, 1970

**Most Assists** – 17; Joey Rodriguez vs. UNC Greensboro, Nov. 12, 2010

**Most Blocked Shots** – 11: Lorenza Watson vs. South Carolina State, Dec. 1, 1976

**Most Steals** – 10: Briante Weber vs. Florida Gulf Coast, Nov. 9, 2012

**Triple-Doubles** - L.F. Likholitov vs. Drexel, Feb. 2, 2002 (18 pt, 14 reb, 10 blk); Ren Watson vs. S.C. State, Dec. 1, 1976 (18 pt, 17 reb, 11 blk)

## TEAM, OFFENSIVE

**Most Points** – 142: vs. College of Charleston, Nov. 28, 1969 (VCU 142, College of Charleston 83)

**Fewest Points** – 40: at UNC Wilmington, Dec. 4, 2005 (VCU 40, UNC Wilmington 60)

**Most Points, Neutral Court Game** – 105: vs. UAB, Feb. 25, 1980 (VCU 105, UAB 88)

**Most Points, Road Game** – 117: vs. York, Feb. 13, 1971 (VCU 117, York 89)

**Most Points, One Half** – 69: in second half vs. Baptist, Jan. 8, 1975 (VCU 116, Baptist 79)

**Most Points, Both Teams** – 225: vs. College of Charleston, Nov. 28, 1969 (VCU 142, College of Charleston 83)

**Most Field Goals** – 56 (twice): vs. College of Charleston, Nov. 28, 1969; vs. Southeastern, Feb. 22, 1974

**Most Field Goals Attempted** – 109: vs. Auburn, March 3, 1975

**Highest Field Goal Percentage (no FGA minimum)** – .756: vs. Richmond, Dec. 4, 1984 (31-of-41)

**Highest Field Goal Percentage (min. 50 FGA)** – .691: vs. Methodist, Dec. 4, 1978 (38-of-55)

**Most Three-Point Field Goals Made** – 20 vs. Towson, Jan. 27, 2010

**Most Three-Point Field Goals Attempted** – 45: vs. William & Mary, Feb. 19, 2003

**Highest Three-Point Field Goal Percentage (min. 5 3FGA)** – .875: vs. Elon, Nov. 24, 2007 (7 of 8)

**Most Free Throws Made** – 36: vs. Jacksonville, Jan. 20, 1982 (attempted: 40)

**Most Free Throws Attempted** – 56: vs. Richmond, Jan. 27, 1979 (made: 34)

**Highest Free Throw Percentage (min. 10 FTA)** – 1.000: vs. Davidson, Feb. 7, 2020 (19-19); at George Mason, Jan. 5, 2020 (18-18); 1.000: vs. Maine, Jan. 11, 1975 (12-12); 1.000: at Georgia Tech, Dec. 15, 2015 (12-12)

**Highest Free Throw Percentage (min. 15 FTA)** – 1.000: vs. Davidson, Feb. 7, 2020 (19-19); at George Mason, Jan. 5, 2020 (18-18); .938: vs. William & Mary, Dec. 7, 1991 (23-24)

**Most Rebounds** – 73: vs. West Florida, Feb. 11, 1974

**Most Assists** – 36: vs. East Tennessee State, Dec. 1, 1973

**Fewest Turnovers** – 4: vs. South Alabama, Jan.

22, 1981

**Most Turnovers** – 35: vs. George Mason, Jan. 3, 1995

**Most Blocked Shots** – 14 (twice): vs. Methodist, Dec. 4, 1978; vs. North Carolina Central, Dec. 11, 1978

**Most Steals** – 22: vs. Virginia Tech, Dec. 21, 2013

## TEAM, DEFENSIVE

**Fewest Points Allowed** – 36: by George Mason, March 5, 2019

**Most Points Allowed** – 141: by Oklahoma, Dec. 8, 1990

**Fewest Field Goals Made** – 12: by New Hampshire, Feb. 11, 1992; by George Mason, March 5, 2019; **by Vanderbilt, Nov. 17, 2021**

**Most Field Goals Made** – 58: by Oklahoma, Dec. 8, 1990

**Highest Opponent Field Goal Percentage (no min. FGA)** – .750: by Northeastern, Mar. 16, 1984 (33 of 44)

**Highest Opponent Field Goal Percentage (min. 50 FGA)** – .656: by Maine, Jan. 11, 1975 (40 of 61)

**Lowest Opponent Free Throw Percentage (min. 15 FTA)** – .222: by S. Illinois, Nov. 21, 1998 (4 of 18)

**Highest Opponent Free Throw Percentage (min. 15 FTA)** – 93.8: by Virginia, Dec. 28, 1979 (15 of 16)

**Lowest Opponent Three-Point Field Goal Percentage (min. 10 3FGA)** – .000 by Hofstra, Jan. 12, 2008 (0 of 11).

**Highest Opponent Three-Point Field Goal Percentage (min. 10 3FGA)** – .766: by Radford, Dec. 2, 1996 (13 of 17)

**Most Opponent Turnovers** – 42: by CCNY, Dec. 29, 1975

# PLAYER PROFILES



**X: B\_Jennings1**  
**IG: ygb.brandon**

### MISC.

Double Figures (2024-25) 0  
20-Point Games (2024-25) 0  
Double-Doubles (2024-25) 0  
Double-Digit Assists (2024-25) 0

## #0 – BRANDON JENNINGS

Fr., Guard, 6-4, 175, Richmond, Va./St. Christopher's School

**NOTABLE:** Lefthanded true point guard; Excels as a playmaker off the dribble... Has shown the ability to use his length to make plays on the defensive end... Ranked the No. 35 point guard in the country and the No. 13 player in Virginia per 247sports... Chose VCU after receiving interest from a long list of schools that included Colorado State, Louisville, Richmond and others... **PRIOR TO VCU:** Named All-Metro Player of the Year and First Team All-State by the *Richmond Times-Dispatch* in 2024... As a senior, he helped led St. Christopher's to a program record 25 wins while averaging 20.3 points, 7.2 rebounds, and four assists per game... In his junior year, he averaged 18 points, 7 rebounds, and 5 assists per game and help lead St. Christopher's to a 19-11 record... His 1,391 career points at St. Christopher's ranks third in program history... Also starred for the Team Loaded AAU Program.

### Single Game Highs

Statistic	Value	
Points	5	vs Merrimack 11/13/24
Rebounds	9	vs Merrimack 11/13/24
Assists	4	vs Merrimack 11/13/24
Steals	4	vs Merrimack 11/13/24
Blocks	2	vs Bellarmine 11/04/24
FG Made	2	at New Mexico 12/18/24
FG Attempts	6	vs Merrimack 11/13/24
3FG Made	1	vs Elizabeth City St. 11/29/24
3FG Attempts	4	vs Merrimack 11/13/24
FT Made	5	vs Merrimack 11/13/24
FT Attempts	6	vs Merrimack 11/13/24

SEASON	TEAM	GP-GS	MIN/AVG	Field Goals		3-Point		F-Throws		Rebounds				Scoring						
				FG-FGA	FG%	3FG-3FGA	3FG%	FT-FTA	FT%	OFF	DEF	TOT	AVG	PF-FO	A	TO	BLK	STL	PTS	AVG
2024-25	VCU	12-0	185/15.4	7-30	.233	1-11	.091	7-10	.700	9	16	25	2.1	26-0	13	10	4	10	22	1.8
<b>TOTAL</b>		<b>12-0</b>	<b>185/15.4</b>	<b>7-30</b>	<b>.233</b>	<b>1-11</b>	<b>.091</b>	<b>7-10</b>	<b>.700</b>	<b>9</b>	<b>16</b>	<b>25</b>	<b>2.1</b>	<b>26-0</b>	<b>13</b>	<b>10</b>	<b>4</b>	<b>10</b>	<b>22</b>	<b>1.8</b>

## BRANDON JENNINGS GAME-BY-GAME STATISTICS

Opponent	Date	GS	MIN	Total		3-Pointers		Free throws		Rebounds				PF	A	TO	BLK	STL	PTS	AVG
				FG-FGA	PCT	3FG-3FGA	PCT	FT-FTA	PCT	OFF	DEF	TOT	AVG							
Bellarmine	11/04/2024		15:24	0-2	.000	0-0	.000	0-0	.000	0	1	1	1.0	4	1	0	2	1	0	0.0
vs Boston College	11/08/2024		25:25	1-4	.250	0-1	.000	0-0	.000	1	1	2	1.5	3	1	1	1	2	2	1.0
Merrimack	11/13/2024		26:22	0-6	.000	0-4	.000	5-6	.833	5	4	9	4.0	2	4	3	0	4	5	2.3
Loyola Maryland	11/16/2024		15:29	0-3	.000	0-2	.000	0-0	.000	0	3	3	3.8	3	1	1	0	1	0	1.8
vs Seton Hall	11/21/2024		21:31	1-3	.333	0-1	.000	0-0	.000	0	2	2	3.4	2	1	1	0	0	2	1.8
vs Nevada	11/22/2024		14:12	1-1	1.000	0-0	.000	0-1	.000	0	0	0	2.8	1	0	0	0	0	2	1.8
vs Miami (FL)	11/24/2024		11:57	1-2	.500	0-0	.000	2-2	1.000	0	1	1	2.6	4	1	0	0	0	4	2.1
Elizabeth City St.	11/29/2024		16:41	1-4	.250	1-2	.500	0-0	.000	2	2	4	2.8	2	0	2	0	0	3	2.3
Ga. Southern	12/04/2024		12:11	0-1	.000	0-1	.000	0-0	.000	0	1	1	2.6	2	1	0	0	0	0	2.0
Penn	12/09/2024		06:23	0-1	.000	0-0	.000	0-0	.000	1	0	1	2.4	0	0	1	0	0	0	1.8
vs Colorado St.	12/14/2024		09:06	0-1	.000	0-0	.000	0-0	.000	0	0	0	2.2	2	1	0	0	1	0	1.6
at New Mexico	12/18/2024		10:07	2-2	1.000	0-0	.000	0-1	.000	0	1	1	2.1	1	2	1	1	1	4	1.8
<b>Totals</b>		<b>0</b>	<b>184:48</b>	<b>7-30</b>	<b>.233</b>	<b>1-11</b>	<b>.091</b>	<b>7-10</b>	<b>.700</b>	<b>9</b>	<b>16</b>	<b>25</b>	<b>2.1</b>	<b>26</b>	<b>13</b>	<b>10</b>	<b>4</b>	<b>10</b>	<b>22</b>	<b>1.8</b>

# PLAYER PROFILES



## #1 – PHILLIP RUSSELL Gr., Guard, 6-0, 180, St. Louis, Mo./Vashon (UT-Arlington)

**NOTABLE:** Graduate transfer who enters the 2024-25 campaign with nearly 1,400 career points and nearly 200 career 3-pointers... Began his career at Saint Louis before stops at Southeast Missouri State and UT-Arlington... Well-rounded guard with impressive 3-point range... Third VCU player in recent years to graduate from Vashon High School in St. Louis, Mo. (Nick Kern Jr., Levi Stockard III)... Two-time All-Conference selection... **2023-24 SEASON:** 2024 WAC Sixth Man of the Year... 2024 WAC All-Tournament Team... Averaged 14.9 points on .412 shooting from the field, including 38 percent from 3-point range, as well as 4.4 assists per game... Helped lead UT-Arlington to a 20-14 record and a WAC Tournament Championship Game appearance... Erupted for a season-high 30 points on 7-of-10 three-point shooting against Stephen F. Austin in the WAC Quarterfinals.

### Single Game Highs

Statistic	Value	
Points	37	at Morehead St. 01/14/23, vs Little Rock 02/02/23
Rebounds	10	at SIUE 02/07/22
Assists	10	vs Little Rock 02/02/23, vs A&M-Corpus Christi 03/14/23, vs Tarleton St. 03/15/24
Steals	5	4 times
Blocks	1	8 times
FG Made	11	at Morehead St. 01/14/23
FG Attempts	20	5 times
3FG Made	7	vs SFA 03/14/24
3FG Attempts	13	at UT Martin 01/05/23
FT Made	15	vs Little Rock 02/02/23
FT Attempts	18	vs Little Rock 02/02/23

X: phill\_x2  
IG: \_phill

### MISC.

Double Figures (2024-25)	6
Double Figures (Career)	76
20-Point Games (2024-25)	1
20-Point Games (Career)	26
30-Point Games (2024-25)	0
30-Point Games (Career)	4
Double-Doubles (Career)	4
Double-Digit Assists (Career)	3

SEASON	TEAM	GP-GS	MIN/AVG	Field Goals		3-Point		F-Throws		Rebounds				Scoring						
				FG-FGA	FG%	3FG-3FGA	3FG%	FT-FTA	FT%	OFF	DEF	TOT	AVG	PF-FO	A	TO	BLK	STL	PTS	AVG
2020-21	SLU	8-0	68/8.4	6-21	.286	3-14	.214	2-2	1.000	2	2	4	0.5	9-0	9	8	0	5	17	2.1
2021-22	SEMO	30-30	911/30.4	128-304	.421	49-144	.340	99-135	.733	26	49	75	2.5	74-2	94	65	1	38	404	13.5
2022-23	SEMO	34-34	1105/32.5	180-452	.398	82-227	.361	173-215	.805	24	74	98	2.9	113-7	174	97	3	54	615	18.1
2023-24	UTA	22-11	644/29.3	99-240	.413	52-137	.380	77-91	.846	8	33	41	1.9	58-1	97	52	4	20	327	14.9
2024-25	VCU	12-12	265/22.1	36-86	.419	21-58	.362	38-47	.809	9	14	23	1.9	35-1	23	15	0	11	131	10.9
<b>TOTAL FOR VCU</b>		<b>12-12</b>	<b>265/22.1</b>	<b>36-86</b>	<b>.419</b>	<b>21-58</b>	<b>.362</b>	<b>38-47</b>	<b>.809</b>	<b>9</b>	<b>14</b>	<b>23</b>	<b>1.9</b>	<b>35-1</b>	<b>23</b>	<b>15</b>	<b>0</b>	<b>11</b>	<b>131</b>	<b>10.9</b>
<b>TOTAL</b>		<b>106-87</b>	<b>2993/28.2</b>	<b>449-1103</b>	<b>.407</b>	<b>207-580</b>	<b>.357</b>	<b>389-490</b>	<b>.794</b>	<b>69</b>	<b>172</b>	<b>241</b>	<b>2.3</b>	<b>289-11</b>	<b>397</b>	<b>237</b>	<b>8</b>	<b>128</b>	<b>1494</b>	<b>14.1</b>

## PHILLIP RUSSELL GAME-BY-GAME STATISTICS

Opponent	Date	GS	MIN	Total		3-Pointers		Free throws		Rebounds				PF	A	TO	BLK	STL	PTS	AVG	
				FG-FGA	PCT	3FG-3FGA	PCT	FT-FTA	PCT	OFF	DEF	TOT	AVG								
Bellarmine	11/04/2024	*	22:49	5-10	.500	5-9	.556	1-2	.500	1	0	1	1.0	3	4	3	0	3	16	16.0	
vs Boston College	11/08/2024	*	25:32	5-9	.556	2-5	.400	8-12	.667	1	2	3	2.0	2	2	1	0	1	20	18.0	
Merrimack	11/13/2024	*	25:56	5-8	.625	3-5	.600	5-6	.833	0	2	2	2.0	3	0	0	0	1	18	18.0	
Loyola Maryland	11/16/2024	*	17:34	0-4	.000	0-3	.000	2-2	1.000	0	1	1	1.8	4	3	2	0	0	2	14.0	
vs Seton Hall	11/21/2024	*	21:37	1-2	.500	1-2	.500	0-0	.000	2	2	4	2.2	5	1	1	0	0	3	11.8	
vs Nevada	11/22/2024	*	14:27	1-4	.250	1-2	.500	0-0	.000	0	0	0	1.8	3	0	2	0	1	3	10.3	
vs Miami (FL)	11/24/2024	*	06:58	2-3	.667	1-2	.500	1-1	1.000	1	1	2	1.9	3	0	0	0	0	6	9.7	
Elizabeth City St.	11/29/2024	*	17:36	5-10	.500	4-9	.444	4-5	.800	1	1	2	1.9	0	1	1	0	0	18	10.8	
Ga. Southern	12/04/2024	*	26:20	4-9	.444	1-5	.200	8-8	1.000	2	0	2	1.9	4	2	1	0	2	17	11.4	
Penn	12/09/2024	*	34:26	3-13	.231	2-9	.222	1-1	1.000	0	2	2	1.9	2	7	1	0	2	9	11.2	
vs Colorado St.	12/14/2024	*	29:12	2-7	.286	0-4	.000	2-3	.667	0	0	0	1.7	2	2	1	0	0	6	10.7	
at New Mexico	12/18/2024	*	22:33	3-7	.429	1-3	.333	6-7	.857	1	3	4	1.9	4	1	2	0	1	13	10.9	
<b>Totals</b>			<b>12</b>	<b>265:00</b>	<b>36-86</b>	<b>.419</b>	<b>21-58</b>	<b>.362</b>	<b>38-47</b>	<b>.809</b>	<b>9</b>	<b>14</b>	<b>23</b>	<b>1.9</b>	<b>35</b>	<b>23</b>	<b>15</b>	<b>0</b>	<b>11</b>	<b>131</b>	<b>10.9</b>

# PLAYER PROFILES



X: iamzebjackson1  
IG: zebjackson1

## MISC.

Double Figures (2024-25)	5
Double Figures (Career)	30
20-Point Games (2024-25)	0
20-Point Games (Career)	3
Double-Doubles (Career)	0
Double-Digit Assists (Career)	0

## #2 - ZEB JACKSON

Gr., Guard, 6-5, 190, Toledo, Ohio/Montverde Academy (Michigan)

**NOTABLE:** 2024 All-Atlantic 10 Conference Preseason Second Team, Preseason All-Defensive Team... Team co-captain... Athletic lefty guard with outstanding range... High basketball IQ & feel for the game... Strong passer. Able to get to the rim... Helped Michigan to the Elite Eight & a Big Ten regular season title in 2021... Ranked 71st in ESPN's Top 100 of the 2020 Class, 4-Star Prospect... Prep National Champion at Montverde. **2023-24 SEASON:** Enjoyed a breakout campaign, averaging career-highs of 11.4 points, 4.4 rebounds and 3.3 assists per game, while appearing in 36 contests, including 35 starts... Knocked down a career-best 57 three-pointers and shot .831 (74-of-89) from the free throw line... Handed out five or more assists 10 times... Dropped a career-high 26 points and buried 6-of-14 from three at 25th-ranked Dayton (March 8)

### Single Game Highs

Statistic	Value	
Points	26	at Dayton 03/08/24
Rebounds	8	vs Memphis 12/06/23, vs Saint Joseph's 03/16/24
Assists	8	vs McNeese 11/06/23
Steals	5	vs Fordham 03/13/24
Blocks	1	14 times
FG Made	10	at Dayton 03/08/24
FG Attempts	22	at Dayton 03/08/24
3FG Made	6	at Dayton 03/08/24
3FG Attempts	14	at Dayton 03/08/24
FT Made	10	vs Massachusetts 03/14/24
FT Attempts	11	vs Massachusetts 03/14/24

SEASON	TEAM	GP-GS	MIN/AVG	Field Goals		3-Point		F-Throws		Rebounds				Scoring						
				FG-FGA	FG%	3FG-3FGA	3FG%	FT-FTA	FT%	OFF	DEF	TOT	AVG	PF-FO	A	TO	BLK	STL	PTS	AVG
2020-21	Mich	16-0	86/5.4	5-26	.192	2-13	.154	4-7	.571	1	11	12	0.8	6-0	6	6	0	0	16	1.0
2021-22	Mich	4-0	35/8.7	5-10	.500	3-6	.500	0-0	.000	0	6	6	1.5	2-0	2	3	1	0	13	3.3
2022-23	VCU	35-5	608/17.4	59-151	.391	10-54	.185	54-70	.771	8	45	53	1.5	46-0	61	43	5	31	182	5.2
2023-24	VCU	36-35	1066/29.6	140-362	.387	57-190	.300	74-89	.831	12	146	158	4.4	71-0	119	65	7	52	411	11.4
2024-25	VCU	7-0	148/21.2	23-52	.442	13-34	.382	17-21	.810	6	14	20	2.9	13-0	15	9	1	6	76	10.9
<b>TOTAL FOR VCU</b>		<b>78-40</b>	<b>1822/23.4</b>	<b>222-565</b>	<b>.393</b>	<b>80-278</b>	<b>.288</b>	<b>145-180</b>	<b>.806</b>	<b>26</b>	<b>205</b>	<b>231</b>	<b>3.0</b>	<b>130-0</b>	<b>195</b>	<b>117</b>	<b>13</b>	<b>89</b>	<b>669</b>	<b>8.6</b>
<b>TOTAL</b>		<b>98-40</b>	<b>1943/19.8</b>	<b>232-601</b>	<b>.386</b>	<b>85-297</b>	<b>.286</b>	<b>149-187</b>	<b>.797</b>	<b>27</b>	<b>222</b>	<b>249</b>	<b>2.5</b>	<b>138-0</b>	<b>203</b>	<b>126</b>	<b>14</b>	<b>89</b>	<b>698</b>	<b>7.1</b>

## ZEB JACKSON GAME-BY-GAME STATISTICS

Opponent	Date	GS	MIN	Total		3-Pointers		Free throws		Rebounds				PF	A	TO	BLK	STL	PTS	AVG
				FG-FGA	PCT	3FG-3FGA	PCT	FT-FTA	PCT	OFF	DEF	TOT	AVG							
vs Seton Hall	11/21/2024		26:21	4-10	.400	3-8	.375	4-4	1.000	0	3	3	3.0	2	1	3	1	3	15	15.0
vs Nevada	11/22/2024		28:48	5-11	.455	4-9	.444	4-4	1.000	3	4	7	5.0	1	4	1	0	1	18	16.5
vs Miami (FL)	11/24/2024		26:58	4-9	.444	1-4	.250	3-4	.750	0	3	3	4.3	0	1	0	0	1	12	15.0
Elizabeth City St.	11/29/2024		19:12	4-7	.571	2-4	.500	4-4	1.000	1	1	2	3.8	3	3	1	0	0	14	14.8
Ga. Southern	12/04/2024		08:35	1-3	.333	0-1	.000	1-2	.500	2	1	3	3.6	0	3	1	0	0	3	12.4
vs Colorado St.	12/14/2024		13:20	1-3	.333	1-2	.500	1-2	.500	0	0	0	3.0	4	1	2	0	0	4	11.0
at New Mexico	12/18/2024		25:15	4-9	.444	2-6	.333	0-1	.000	0	2	2	2.9	3	2	1	0	1	10	10.9
<b>Totals</b>		<b>0</b>	<b>148:29</b>	<b>23-52</b>	<b>.442</b>	<b>13-34</b>	<b>.382</b>	<b>17-21</b>	<b>.810</b>	<b>6</b>	<b>14</b>	<b>20</b>	<b>2.9</b>	<b>13</b>	<b>15</b>	<b>9</b>	<b>1</b>	<b>6</b>	<b>76</b>	<b>10.9</b>

# PLAYER PROFILES



**X: Jack5Clark\_**  
**IG: jack5clark**

## MISC.

Double Figures (2024-25)	3
Double Figures (Career)	48
20-Point Games (2024-25)	1
20-Point Games (Career)	6
30-Point Games (Career)	1
Double-Doubles (2024-25)	0
Double-Doubles (Career)	5
Double-Digit Rebounds (Career)	11

## #4 - JACK CLARK

**Gr., Forward, 6-10, 215, Cheltenham, Pa./Cheltenham (Clemson)**

**NOTABLE:** Athletic paint presence with impressive rebounding ability... High-tempo, rangy defender who can also stretch the floor on the offensive end... Veteran of 112 collegiate games, including 77 starts, entering the 2024-25 season; Has recorded more than 1,000 points and 600 rebounds in his career... Began his career at La Salle before making one-year stops at N.C. State (2022-23) and Clemson (2023-24).. **2023-24 SEASON:** Starter on Clemson team that made an Elite Eight appearance, averaging 6.8 points and 5.8 rebounds in four NCAA Tournament games... Twice recorded double-digit rebounds with 10 on the road against Syracuse and 11 at home versus Florida State... Recorded a season-high 36 minutes in Clemson's NCAA First Round victory over New Mexico.

### Single Game Highs

Statistic	Value	
Points	30	at Duquesne 03/05/22
Rebounds	13	vs Saint Joseph's 03/09/22, at Drexel 12/12/20
Assists	6	vs Louisville 12/22/22
Steals	5	vs Campbell 11/11/22
Blocks	2	6 times
FG Made	13	at Duquesne 03/05/22
FG Attempts	20	vs Saint Joseph's 03/09/22
3FG Made	5	at Saint Joseph's 01/17/22
3FG Attempts	14	at Davidson 01/29/22
FT Made	10	vs Bucknell 12/04/18
FT Attempts	12	vs Bucknell 12/04/18

SEASON	TEAM	GP-GS	MIN/AVG	Field Goals		3-Point		F-Throws		Rebounds				Scoring						
				FG-FGA	FG%	3FG-3FGA	3FG%	FT-FTA	FT%	OFF	DEF	TOT	AVG	PF-FO	A	TO	BLK	STL	PTS	AVG
2018-19	LaS	9-1	241/26.8	28-68	.412	16-39	.410	23-30	.767	13	26	39	4.3	20-0	10	10	2	9	95	10.6
2020-21	LaS	24-19	622/25.9	91-231	.394	32-116	.276	23-29	.793	28	96	124	5.2	53-1	28	47	7	22	237	9.9
2021-22	LaS	30-23	913/30.4	133-346	.384	48-161	.298	47-59	.797	51	124	175	5.8	58-1	49	57	7	35	361	12.0
2022-23	NCSU	23-17	618/26.9	79-181	.436	28-97	.289	21-25	.840	46	112	158	6.9	48-2	35	11	9	39	207	9.0
2023-24	CU	25-17	588/23.5	41-103	.398	16-53	.302	20-26	.769	31	91	122	4.9	40-0	35	14	13	20	118	4.7
2024-25	VCU	12-12	314/26.2	27-75	.360	10-47	.213	14-20	.700	18	60	78	6.5	27-1	21	12	7	7	78	6.5
<b>TOTAL FOR VCU</b>	<b>12-12</b>	<b>314/26.2</b>	<b>27-75</b>	<b>.360</b>	<b>10-47</b>	<b>.213</b>	<b>14-20</b>	<b>.700</b>	<b>18</b>	<b>60</b>	<b>78</b>	<b>6.5</b>	<b>27-1</b>	<b>21</b>	<b>12</b>	<b>7</b>	<b>7</b>	<b>78</b>	<b>6.5</b>	
<b>TOTAL</b>	<b>123-89</b>	<b>3296/26.8</b>	<b>399-1004</b>	<b>.397</b>	<b>150-513</b>	<b>.292</b>	<b>148-189</b>	<b>.783</b>	<b>187</b>	<b>509</b>	<b>696</b>	<b>5.7</b>	<b>246-5</b>	<b>178</b>	<b>151</b>	<b>45</b>	<b>132</b>	<b>1096</b>	<b>8.9</b>	

## JACK CLARK GAME-BY-GAME STATISTICS

Opponent	Date	GS	MIN	Total		3-Pointers		Free throws		Rebounds				PF	A	TO	BLK	STL	PTS	AVG	
				FG-FGA	PCT	3FG-3FGA	PCT	FT-FTA	PCT	OFF	DEF	TOT	AVG								
Bellarmine	11/04/2024	*	30:38	4-7	.571	2-4	.500	1-1	1.000	5	4	9	9.0	3	3	2	2	1	11	11.0	
vs Boston College	11/08/2024	*	26:25	3-8	.375	2-5	.400	2-4	.500	1	6	7	8.0	1	0	2	0	0	10	10.5	
Merrimack	11/13/2024	*	18:59	2-5	.400	0-2	.000	1-2	.500	1	6	7	7.7	5	3	3	0	2	5	8.7	
Loyola Maryland	11/16/2024	*	26:10	9-11	.818	3-4	.750	4-5	.800	3	3	6	7.3	2	1	0	1	0	25	12.8	
vs Seton Hall	11/21/2024	*	31:41	2-8	.250	1-7	.143	0-0	.000	0	5	5	6.8	4	3	2	2	1	5	11.2	
vs Nevada	11/22/2024	*	32:15	1-9	.111	1-8	.125	2-2	1.000	1	6	7	6.8	1	4	1	0	0	5	10.2	
vs Miami (FL)	11/24/2024	*	28:31	0-3	.000	0-2	.000	1-2	.500	1	5	6	6.7	1	0	0	0	0	1	8.9	
Elizabeth City St.	11/29/2024	*	21:03	1-5	.200	0-4	.000	0-0	.000	1	7	8	6.9	1	2	2	0	0	2	8.0	
Ga. Southern	12/04/2024	*	24:36	1-5	.200	0-3	.000	0-0	.000	0	3	3	6.4	2	3	0	0	1	2	7.3	
Penn	12/09/2024	*	31:30	3-6	.500	0-2	.000	0-0	.000	3	7	10	6.8	3	0	0	1	0	6	7.2	
vs Colorado St.	12/14/2024	*	26:04	1-3	.333	1-3	.333	3-4	.750	1	5	6	6.7	1	1	0	1	1	6	7.1	
at New Mexico	12/18/2024	*	16:34	0-5	.000	0-3	.000	0-0	.000	1	3	4	6.5	3	1	0	0	1	0	6.5	
<b>Totals</b>			<b>12</b>	<b>314:26</b>	<b>27-75</b>	<b>.360</b>	<b>10-47</b>	<b>.213</b>	<b>14-20</b>	<b>.700</b>	<b>18</b>	<b>60</b>	<b>78</b>	<b>6.5</b>	<b>27</b>	<b>21</b>	<b>12</b>	<b>7</b>	<b>7</b>	<b>78</b>	<b>6.5</b>

# PLAYER PROFILES



**X: AlphonzoBillups**  
**IG: fatsgocrazy**

### MISC.

Double Figures (2024-25)	1
Double Figures (Career)	5
20-Point Games (2024-25)	1
20-Point Games (Career)	1
Double-Doubles (2024-25)	0
Double-Doubles (Career)	0

## #5 - ALPHONZO "FATS" BILLUPS III

R-So., Guard/Forward, 6-7, 180, Richmond, Va. (Varina)

**NOTABLE:** Long, versatile wing who can play multiple positions; Dynamic playmaker and accomplished shooter who is a logical fit for VCU's up-tempo attack... Four-star recruit was ranked 94th in ESPN's Top 100 in the class of 2022; Sixth-ranked player in Virginia in the class of 2022, according to 247Sports... Chose VCU over interest from West Virginia, Texas A&M, Oklahoma State, N.C. State, Pitt and others.. **2023-24 SEASON:** Saw action in 27 contests off the bench and averaged 4.9 points, 1.2 rebounds and 12.4 minutes per game... Shot .403 (27-of-67) from 3-point range... Erupted for a career-high 23 points, including 5-of-6 shooting from beyond the arc, in a victory over Penn State (Nov. 26)... Reached double digits four times, including 13 points against Memphis (Dec. 6)... Knocked down 6-of-12 attempts from long range in three Postseason NIT games.

### Single Game Highs

Statistic	Value	
Points	23	vs Penn St. 11/26/23
Rebounds	6	vs Ga. Southern 12/04/24
Assists	2	vs Memphis 12/06/23, vs Alcorn 12/10/23, vs UMES 12/22/23
Steals	2	vs Alcorn 12/10/23, at Villanova 03/20/24
Blocks	2	vs Penn St. 11/26/23
FG Made	8	vs Penn St. 11/26/23
FG Attempts	12	vs Memphis 12/06/23
3FG Made	5	vs Penn St. 11/26/23
3FG Attempts	6	6 times
FT Made	3	vs Alcorn 12/10/23
FT Attempts	4	vs Alcorn 12/10/23

SEASON	TEAM	GP-GS	MIN/AVG	Field Goals		3-Point		F-Throws		Rebounds				Scoring						
				FG-FGA	FG%	3FG-3FGA	3FG%	FT-FTA	FT%	OFF	DEF	TOT	AVG	PF	FO	A	TO	BLK	STL	PTS
2022-23	VCU	8-0	33/4.1	1-5	.200	0-3	.000	0-0	.000	1	3	4	0.5	5-0	0	5	0	0	2	0.3
2023-24	VCU	27-0	334/12.4	47-107	.439	27-67	.403	12-16	.750	9	23	32	1.2	21-0	15	20	7	13	133	4.9
2024-25	VCU	10-0	97/9.7	15-38	.395	10-29	.345	2-2	1.000	4	12	16	1.6	6-0	5	3	0	4	42	4.2
<b>TOTAL</b>		<b>45-0</b>	<b>464/10.3</b>	<b>63-150</b>	<b>.420</b>	<b>37-99</b>	<b>.374</b>	<b>14-18</b>	<b>.778</b>	<b>14</b>	<b>38</b>	<b>52</b>	<b>1.2</b>	<b>32-0</b>	<b>20</b>	<b>28</b>	<b>7</b>	<b>17</b>	<b>177</b>	<b>3.9</b>

## FATS BILLUPS GAME-BY-GAME STATISTICS

Opponent	Date	GS	MIN	Total		3-Pointers		Free throws		Rebounds				PF	A	TO	BLK	STL	PTS	AVG
				FG-FGA	PCT	3FG-3FGA	PCT	FT-FTA	PCT	OFF	DEF	TOT	AVG							
Bellarmine	11/04/2024		03:39	1-1	1.000	1-1	1.000	2-2	1.000	0	0	0	0.0	0	0	0	0	0	5	5.0
vs Boston College	11/08/2024		05:08	0-4	.000	0-4	.000	0-0	.000	0	1	1	0.5	0	1	0	0	0	0	2.5
Merrimack	11/13/2024		13:57	2-7	.286	0-4	.000	0-0	.000	2	1	3	1.3	4	0	0	0	1	4	3.0
Loyola Maryland	11/16/2024		06:39	0-1	.000	0-0	.000	0-0	.000	0	2	2	1.5	1	1	0	0	1	0	2.3
vs Miami (FL)	11/24/2024		04:59	0-0	.000	0-0	.000	0-0	.000	0	0	0	1.2	0	1	0	0	0	0	1.8
Elizabeth City St.	11/29/2024		18:40	3-7	.429	2-6	.333	0-0	.000	0	2	2	1.3	0	1	1	0	1	8	2.8
Ga. Southern	12/04/2024		15:32	5-8	.625	4-5	.800	0-0	.000	2	4	6	2.0	0	0	2	0	1	14	4.4
Penn	12/09/2024		01:31	0-0	.000	0-0	.000	0-0	.000	0	0	0	1.8	1	0	0	0	0	0	3.9
vs Colorado St.	12/14/2024		13:06	3-6	.500	2-5	.400	0-0	.000	0	0	0	1.6	0	0	0	0	0	8	4.3
at New Mexico	12/18/2024		13:45	1-4	.250	1-4	.250	0-0	.000	0	2	2	1.6	0	1	0	0	0	3	4.2
<b>Totals</b>			<b>0 96:56</b>	<b>15-38</b>	<b>.395</b>	<b>10-29</b>	<b>.345</b>	<b>2-2</b>	<b>1.000</b>	<b>4</b>	<b>12</b>	<b>16</b>	<b>1.6</b>	<b>6</b>	<b>5</b>	<b>3</b>	<b>0</b>	<b>4</b>	<b>42</b>	<b>4.2</b>

# PLAYER PROFILES



## #6 - TERRENCE HILL JR. Fr., Guard, 6-3, 180, Portland, Ore./Roosevelt

**NOTABLE:** Rugged combo guard with three-level scoring ability... Adept at creating drive-and-kick opportunities off the dribble... Chose VCU after drawing interest from Utah State, Colorado, Colorado State, Oregon State, New Mexico and others... **PRIOR TO VCU:** Named Portland Interscholastic League Player of the Year as a senior in 2024; First Team All-State, OSAA 6A First Team All-Tournament... Helped lead Roosevelt High School to a 26-3 record, a district title, and an appearance in the 6A state championship game in 2023-24  
Averaged 21.9 points, 5.7 rebounds and 4.9 assists per game at Roosevelt as a senior... In his sophomore year, he was named Second-Team All-State and First Team All-League and helped lead Roosevelt to a 22-8 record... Spent his junior year at AZ Compass Prep, which has earned a reputation as one of the elite high school basketball programs in the country... Also starred on the Rotary Rebels AAU team.

### Single Game Highs

Statistic	Value	
Points	16	vs Elizabeth City St. 11/29/24
Rebounds	2	vs Ga. Southern 12/04/24, vs Penn 12/09/24, vs Elizabeth City St. 11/29/24
Assists	1	6 times
Steals	2	vs Penn 12/09/24
FG Made	5	vs Elizabeth City St. 11/29/24
FG Attempts	8	vs Elizabeth City St. 11/29/24
3FG Made	2	vs Elizabeth City St. 11/29/24
3FG Attempts	5	vs Elizabeth City St. 11/29/24
FT Made	4	vs Elizabeth City St. 11/29/24
FT Attempts	4	vs Elizabeth City St. 11/29/24

**IG: terrenceeeeehillll**

**MISC.**

Double Figures (2024-25) 1  
 20-Point Games (2024-25) 0  
 Double-Doubles (2024-25) 0  
 Double-Digit Assists (2024-25) 0

		Field Goals		3-Point		F-Throws		Rebounds				Scoring								
SEASON	TEAM	GP-GS	MIN/AVG	FG-FGA	FG%	3FG-3FGA	3FG%	FT-FTA	FT%	OFF	DEF	TOT	AVG	PF-FO	A	TO	BLK	STL	PTS	AVG
2024-25	VCU	10-0	96/9.6	15-37	.405	6-20	.300	10-10	1.000	2	6	8	0.8	9-0	6	11	0	4	46	4.6
<b>TOTAL</b>		<b>10-0</b>	<b>96/9.6</b>	<b>15-37</b>	<b>.405</b>	<b>6-20</b>	<b>.300</b>	<b>10-10</b>	<b>1.000</b>	<b>2</b>	<b>6</b>	<b>8</b>	<b>0.8</b>	<b>9-0</b>	<b>6</b>	<b>11</b>	<b>0</b>	<b>4</b>	<b>46</b>	<b>4.6</b>

## TERRENCE HILL GAME-BY-GAME STATISTICS

Opponent	Date	GS	MIN	Total		3-Pointers		Free throws		Rebounds				PF	A	TO	BLK	STL	PTS	AVG
				FG-FGA	PCT	3FG-3FGA	PCT	FT-FTA	PCT	OFF	DEF	TOT	AVG							
Bellarmine	11/04/2024		11:16	1-3	.333	1-2	.500	2-2	1.000	0	1	1	1.0	0	1	2	0	1	5	5.0
vs Boston College	11/08/2024		06:06	2-2	1.000	1-1	1.000	0-0	.000	0	0	0	0.5	2	0	0	0	0	5	5.0
Merrimack	11/13/2024		08:08	1-2	.500	1-2	.500	0-0	.000	0	0	0	0.3	1	0	1	0	0	3	4.3
Loyola Maryland	11/16/2024		14:58	3-7	.429	0-2	.000	0-0	.000	0	1	1	0.5	1	1	1	0	0	6	4.8
vs Miami (FL)	11/24/2024		03:57	0-2	.000	0-1	.000	0-0	.000	0	0	0	0.4	0	0	1	0	0	0	3.8
Elizabeth City St.	11/29/2024		16:44	5-8	.625	2-5	.400	4-4	1.000	0	2	2	0.7	4	1	3	0	0	16	5.8
Ga. Southern	12/04/2024		10:56	1-4	.250	0-3	.000	2-2	1.000	1	1	2	0.9	1	1	0	0	0	4	5.6
Penn	12/09/2024		12:07	1-5	.200	0-2	.000	2-2	1.000	1	1	2	1.0	0	1	2	0	2	4	5.4
vs Colorado St.	12/14/2024		07:01	0-1	.000	0-1	.000	0-0	.000	0	0	0	0.9	0	1	0	0	1	0	4.8
at New Mexico	12/18/2024		04:35	1-3	.333	1-1	1.000	0-0	.000	0	0	0	0.8	0	0	1	0	0	3	4.6
<b>Totals</b>			<b>0 95:48</b>	<b>15-37</b>	<b>.405</b>	<b>6-20</b>	<b>.300</b>	<b>10-10</b>	<b>1.000</b>	<b>2</b>	<b>6</b>	<b>8</b>	<b>0.8</b>	<b>9</b>	<b>6</b>	<b>11</b>	<b>0</b>	<b>4</b>	<b>46</b>	<b>4.6</b>

# PLAYER PROFILES



IG: obiokafor\_

## MISC.

Double Figures (2024-25) 0  
Double-Doubles (2024-25) 0

## #7 - OBINNAYA "OBI" OKAFOR

R-So., Forward, 6-9, 215, Hampton, Va./Bethel

**NOTABLE:** Joined team as a walk-on in 2022-23 and redshirted. Received a scholarship ahead of the 2023-24 campaign ... Talented post player who will add depth down low... Standout at Bethel High School and the Boo Williams AAU program... Originally from Nigeria. Earned his U.S. citizenship in 2023. **2023-24 SEASON:** Missed the entire 2023-24 campaign after tearing the anterior cruciate ligament (ACL) in his right knee.

### Single Game Highs

Statistic	Value
Rebounds	1 vs Boston College 11/08/24, vs Elizabeth City St. 11/29/24

		Field Goals		3-Point		F-Throws		Rebounds				Scoring								
SEASON	TEAM	GP-GS	MIN/AVG	FG-FGA	FG%	3FG-3FGA	3FG%	FT-FTA	FT%	OFF	DEF	TOT	AVG	PF-FO	A	TO	BLK	STL	PTS	AVG
2024-25	VCU	5-0	6/1.2	0-0	.000	0-0	.000	0-0	.000	0	2	2	0.4	2-0	0	1	0	0	0	0.0
<b>TOTAL</b>		<b>5-0</b>	<b>6/1.2</b>	<b>0-0</b>	<b>.000</b>	<b>0-0</b>	<b>.000</b>	<b>0-0</b>	<b>.000</b>	<b>0</b>	<b>2</b>	<b>2</b>	<b>0.4</b>	<b>2-0</b>	<b>0</b>	<b>1</b>	<b>0</b>	<b>0</b>	<b>0</b>	<b>0.0</b>

## OBI OKAFOR GAME-BY-GAME STATISTICS

Opponent	Date	GS	MIN	Total		3-Pointers		Free throws		Rebounds				PF A TO BLK STL PTS AVG						
				FG-FGA	PCT	3FG-3FGA	PCT	FT-FTA	PCT	OFF	DEF	TOT	AVG	PF	A	TO	BLK	STL	PTS	AVG
vs Boston College	11/08/2024		01:24	0-0	.000	0-0	.000	0-0	.000	0	1	1	1.0	1	0	0	0	0	0	0.0
Merrimack	11/13/2024		00:48	0-0	.000	0-0	.000	0-0	.000	0	0	0	0.5	0	0	0	0	0	0	0.0
Loyola Maryland	11/16/2024		01:27	0-0	.000	0-0	.000	0-0	.000	0	0	0	0.3	0	0	0	0	0	0	0.0
Elizabeth City St.	11/29/2024		01:36	0-0	.000	0-0	.000	0-0	.000	0	1	1	0.5	1	0	1	0	0	0	0.0
Ga. Southern	12/04/2024		00:54	0-0	.000	0-0	.000	0-0	.000	0	0	0	0.4	0	0	0	0	0	0	0.0
<b>Totals</b>		<b>0</b>	<b>06:09</b>	<b>0-0</b>	<b>.000</b>	<b>0-0</b>	<b>.000</b>	<b>0-0</b>	<b>.000</b>	<b>0</b>	<b>2</b>	<b>2</b>	<b>0.4</b>	<b>2</b>	<b>0</b>	<b>1</b>	<b>0</b>	<b>0</b>	<b>0</b>	<b>0.0</b>

# PLAYER PROFILES



IG: michaeljelle

### MISC.

Double Figures (2024-25)	0
Double Figures (Career)	1
20-Point Games (2024-25)	0
20-Point Games (Career)	0
Double-Doubles (2024-25)	0
Double-Doubles (Career)	0
Double-Digit Reb. (2024-25)	1
Double-Digit Reb. (Career)	1

## #8 - MICHAEL BELLE

So., Guard/Forward, 6-8, 220, London, England/Strasbourg

**NOTABLE:** Extremely versatile, rugged wing... Plus defender who can guard multiple positions... Consummate teammate who has a knack for the intangibles .. **2023-24 SEASON:** Appeared in all 38 games as a freshman, including 12 starts, and averaged 3.2 points and 2.7 rebounds per game... Scored a season-high 14 points in 28 minutes against Iowa State (Nov. 23) at the ESPN Events Invitational... Provided five points and hauled in a season-best 11 rebounds versus Norfolk State (Dec. 1)... Supplied seven points and six rebounds in 20 minutes off the bench in an Atlantic 10 Conference Tournament Quarterfinal win over UMass (March 14).

### Single Game Highs

Statistic	Value	
Points	14	vs Iowa St. 11/23/23
Rebounds	11	vs Norfolk St. 12/01/23
Assists	3	vs Elizabeth City St. 11/29/24, vs Colorado St. 12/14/24, vs Alcorn 12/10/23
Steals	2	vs McNeese 11/06/23, at George Mason 01/09/24, at Fordham 02/06/24
Blocks	2	vs McNeese 11/06/23, vs Norfolk St. 12/01/23, at Dayton 03/08/24
FG Made	4	vs Iowa St. 11/23/23
FG Attempts	8	vs Seattle U 11/18/23
3FG Made	2	vs Iowa St. 11/23/23, vs Alcorn 12/10/23, at Fordham 02/06/24
3FG Attempts	4	vs Seattle U 11/18/23, vs Alcorn 12/10/23
FT Made	5	vs Samford 11/10/23, vs Ga. Southern 12/04/24
FT Attempts	6	vs Samford 11/10/23, vs Ga. Southern 12/04/24

SEASON	TEAM	GP-GS	MIN/AVG	Field Goals		3-Point		F-Throws		Rebounds				Scoring						
				FG-FGA	FG%	3FG-3FGA	3FG%	FT-FTA	FT%	OFF	DEF	TOT	AVG	PF	FO	A	TO	BLK	STL	PTS
2023-24	VCU	38-12	582/15.3	39-112	.348	9-36	.250	33-45	.733	37	64	101	2.7	29-0	26	40	16	19	120	3.2
2024-25	VCU	12-0	183/15.3	16-35	.457	1-11	.091	7-18	.389	12	34	46	3.8	12-0	15	6	3	4	40	3.3
<b>TOTAL</b>		<b>50-12</b>	<b>765/15.3</b>	<b>55-147</b>	<b>.374</b>	<b>10-47</b>	<b>.213</b>	<b>40-63</b>	<b>.635</b>	<b>49</b>	<b>98</b>	<b>147</b>	<b>2.9</b>	<b>41-0</b>	<b>41</b>	<b>46</b>	<b>19</b>	<b>23</b>	<b>160</b>	<b>3.2</b>

## MICHAEL BELLE GAME-BY-GAME STATISTICS

Opponent	Date	GS	MIN	Total		3-Pointers		Free throws		Rebounds				PF	A	TO	BLK	STL	PTS	AVG
				FG-FGA	PCT	3FG-3FGA	PCT	FT-FTA	PCT	OFF	DEF	TOT	AVG							
Bellarmine	11/04/2024		20:53	2-5	.400	0-2	.000	2-4	.500	3	7	10	10.0	1	0	2	1	0	6	6.0
vs Boston College	11/08/2024		18:29	2-4	.500	0-1	.000	0-1	.000	2	2	4	7.0	2	2	1	0	1	4	5.0
Merrimack	11/13/2024		08:53	0-0	.000	0-0	.000	0-0	.000	0	2	2	5.3	0	1	1	0	0	0	3.3
Loyola Maryland	11/16/2024		20:57	1-4	.250	0-1	.000	0-0	.000	0	7	7	5.8	2	2	1	0	0	2	3.0
vs Seton Hall	11/21/2024		09:57	1-1	1.000	1-1	1.000	0-0	.000	1	0	1	4.8	0	0	0	0	0	3	3.0
vs Nevada	11/22/2024		21:37	0-3	.000	0-0	.000	0-0	.000	2	1	3	4.5	4	1	0	1	1	0	2.5
vs Miami (FL)	11/24/2024		13:04	3-4	.750	0-1	.000	0-0	.000	2	1	3	4.3	1	1	1	0	0	6	3.0
Elizabeth City St.	11/29/2024		21:27	2-4	.500	0-2	.000	0-2	.000	1	4	5	4.4	0	3	0	1	1	4	3.1
Ga. Southern	12/04/2024		14:30	1-2	.500	0-1	.000	5-6	.833	0	4	4	4.3	0	0	0	0	1	7	3.6
Penn	12/09/2024		08:30	0-0	.000	0-0	.000	0-0	.000	0	1	1	4.0	0	0	0	0	0	0	3.2
vs Colorado St.	12/14/2024		09:47	1-4	.250	0-2	.000	0-0	.000	0	1	1	3.7	1	3	0	0	0	2	3.1
at New Mexico	12/18/2024		15:05	3-4	.750	0-0	.000	0-5	.000	1	4	5	3.8	1	2	0	0	0	6	3.3
<b>Totals</b>		<b>0</b>	<b>183:09</b>	<b>16-35</b>	<b>.457</b>	<b>1-11</b>	<b>.091</b>	<b>7-18</b>	<b>.389</b>	<b>12</b>	<b>34</b>	<b>46</b>	<b>3.8</b>	<b>12</b>	<b>15</b>	<b>6</b>	<b>3</b>	<b>4</b>	<b>40</b>	<b>3.3</b>

# PLAYER PROFILES



**X: LukeBamgboye**  
**IG: lukebamgboye**

## MISC.

Double Figures (2024-25)	0
20-Point Games (2024-25)	0
Double-Doubles (2024-25)	0
Double-Digit Reb. (2024-25)	0

## #9 - LUKE BAMGBOYE

Fr., Forward, 6-10, 200, London, England/AZ Compass Prep

**NOTABLE:** Athletic forward with a 7-foot-2 wingspan whose shot-blocking ability provides VCU with rim protection in the paint... Developing perimeter game; Comfortable pulling up from 15-18 feet... Chose VCU after a long list of offers that included Cal, Georgia Tech, Houston, Iowa, Maryland, Miami (Fla.), Providence and others... **PRIOR TO VCU:** After a year at Our Lady of Mount Carmel (Baltimore, Md.) and a year at Bella Vista Prep (Phoenix, Az.), transferred to AZ Compass Prep (Chandler, Az.) for his senior season... Helped AZ Compass Prep to a 20-7 record and an appearance in the Chipotle Nationals Tournament, while averaging 5.2 rebounds and 1.8 blocks per game... BCL All-League Second Team and Defensive Player of the Year (2022) Nike EYBL Scholastic All Defensive Team (2024)... Also starred for the Team Thrill AAU Program.

### Single Game Highs

Statistic	Value	
Points	6	vs Penn 12/09/24, vs Elizabeth City St. 11/29/24
Rebounds	7	vs Elizabeth City St. 11/29/24
Assists	1	vs Loyola Maryland 11/16/24, vs Bellarmine 11/04/24, vs Elizabeth City St. 11/29/24
Steals	2	vs Loyola Maryland 11/16/24
Blocks	5	vs Ga. Southern 12/04/24
FG Made	3	vs Elizabeth City St. 11/29/24
FG Attempts	4	vs Penn 12/09/24, vs Elizabeth City St. 11/29/24
3FG Attempts	1	vs Elizabeth City St. 11/29/24
FT Made	2	vs Penn 12/09/24, vs Merrimack 11/13/24, vs Nevada 11/22/24
FT Attempts	2	4 times

				Field Goals		3-Point		F-Throws		Rebounds				Scoring						
SEASON	TEAM	GP-GS	MIN/AVG	FG-FGA	FG%	3FG-3FGA	3FG%	FT-FTA	FT%	OFF	DEF	TOT	AVG	PF-FO	A	TO	BLK	STL	PTS	AVG
2024-25	VCU	12-1	152/12.7	9-17	.529	0-1	.000	7-8	.875	10	18	28	2.3	25-0	3	6	26	4	25	2.1
<b>TOTAL</b>		<b>12-1</b>	<b>152/12.7</b>	<b>9-17</b>	<b>.529</b>	<b>0-1</b>	<b>.000</b>	<b>7-8</b>	<b>.875</b>	<b>10</b>	<b>18</b>	<b>28</b>	<b>2.3</b>	<b>25-0</b>	<b>3</b>	<b>6</b>	<b>26</b>	<b>4</b>	<b>25</b>	<b>2.1</b>

## LUKE BAMGBOYE GAME-BY-GAME STATISTICS

Opponent	Date	GS	MIN	Total		3-Pointers		Free throws		Rebounds				PF	A	TO	BLK	STL	PTS	AVG	
				FG-FGA	PCT	3FG-3FGA	PCT	FT-FTA	PCT	OFF	DEF	TOT	AVG								
Bellarmine	11/04/2024		02:22	0-1	.000	0-0	.000	0-0	.000	0	1	1	1.0	0	1	0	1	0	0	0.0	
vs Boston College	11/08/2024		09:47	0-1	.000	0-0	.000	0-0	.000	0	0	0	0.5	4	0	0	1	0	0	0.0	
Merrimack	11/13/2024		09:52	0-0	.000	0-0	.000	2-2	1.000	0	3	3	1.3	2	0	1	3	0	2	0.7	
Loyola Maryland	11/16/2024		08:16	1-2	.500	0-0	.000	0-0	.000	1	0	1	1.3	2	1	0	1	2	2	1.0	
vs Seton Hall	11/21/2024		10:53	1-1	1.000	0-0	.000	1-2	.500	1	1	2	1.4	2	0	0	1	0	3	1.4	
vs Nevada	11/22/2024		19:09	0-1	.000	0-0	.000	2-2	1.000	2	1	3	1.7	4	0	1	3	0	2	1.5	
vs Miami (FL)	11/24/2024		14:59	0-0	.000	0-0	.000	0-0	.000	0	1	1	1.6	2	0	0	4	1	0	1.3	
Elizabeth City St.	11/29/2024		15:20	3-4	.750	0-1	.000	0-0	.000	3	4	7	2.3	3	1	1	2	0	6	1.9	
Ga. Southern	12/04/2024		20:34	2-2	1.000	0-0	.000	0-0	.000	1	3	4	2.4	2	0	1	5	0	4	2.1	
Penn	12/09/2024	*	16:50	2-4	.500	0-0	.000	2-2	1.000	1	1	2	2.4	0	0	1	1	0	6	2.5	
vs Colorado St.	12/14/2024		12:13	0-0	.000	0-0	.000	0-0	.000	0	2	2	2.4	1	0	0	1	1	0	2.3	
at New Mexico	12/18/2024		11:49	0-1	.000	0-0	.000	0-0	.000	1	1	2	2.3	3	0	1	3	0	0	2.1	
<b>Totals</b>			<b>1</b>	<b>152:04</b>	<b>9-17</b>	<b>.529</b>	<b>0-1</b>	<b>.000</b>	<b>7-8</b>	<b>.875</b>	<b>10</b>	<b>18</b>	<b>28</b>	<b>2.3</b>	<b>25</b>	<b>3</b>	<b>6</b>	<b>26</b>	<b>4</b>	<b>25</b>	<b>2.1</b>

# PLAYER PROFILES



IG: maxshulga\_

### MISC.

Double Figures (2024-25)	10
Double Figures (Career)	67
20-Point Games (2024-25)	5
20-Point Games (Career)	14
Double-Doubles (2024-25)	2
Double-Doubles (Career)	7
Double-Digit Assists (Career)	1
Double-Digit Reb. (Career)	7

## #11 - MAX SHULGA

Sr., Guard, 6-5, 210, Kyiv, Ukraine/Basketball School of Excellence (Utah St.)

**NOTABLE:** All-Atlantic 10 Preseason All-Conference First Team... Rugged playmaking guard with outstanding range... Transfer from Utah State... Saw his career blossom under Ryan Odom at Utah State .. **2023-24 SEASON:** 2024 First Team All-Atlantic 10 Conference; NABC All-District 4 First Team... Appeared in 37 games (all starts) and averaged team-high 14.0 points, 4.6 rebounds and 3.7 assists per game; Played 1,212 minutes, fifth-most ever by a Ram in one season... Shot .415 (86-of-207) from 3-point range and his .876 (141-of-161) free throw percentage ranks second all-time in school single-season history. His 141 free throws also rank sixth... His 86 threes rank sixth on the program's single-season list... Connected on 10-of-11 field goals and finished with 25 points in a win over Saint Joseph's (March 16) in the A-10 Semifinals

### Single Game Highs

Statistic	Value	
Points	29	vs Air Force 02/14/23, vs Ga. Southern 12/04/24
Rebounds	10	7 times
Assists	10	vs Utah Tech 12/01/22
Steals	5	vs Loyola Maryland 11/16/24
Blocks	2	vs Seattle U 12/22/22
FG Made	10	vs Saint Joseph's 03/16/24
FG Attempts	19	vs Boise St. 11/24/23
3FG Made	6	vs McNeese 11/06/23, at St. Bonaventure 01/30/24, vs Ga. Southern 12/04/24
3FG Attempts	12	vs Norfolk St. 12/01/23
FT Made	11	vs LMU (CA) 12/10/22
FT Attempts	13	vs LMU (CA) 12/10/22

SEASON	TEAM	GP-GS	MIN/AVG	Field Goals		3-Point		F-Throws		Rebounds				Scoring						
				FG-FGA	FG%	3FG-3FGA	3FG%	FT-FTA	FT%	OFF	DEF	TOT	AVG	PF-FO	A	TO	BLK	STL	PTS	AVG
2020-21	USU	23-0	157/6.8	13-38	.342	6-20	.300	5-6	.833	9	33	42	1.8	13-0	8	16	0	9	37	1.6
2021-22	USU	32-2	438/13.7	42-82	.512	18-40	.450	38-49	.776	17	51	68	2.1	45-0	33	28	2	21	140	4.4
2022-23	USU	35-35	1088/31.1	125-292	.428	55-151	.364	112-136	.824	19	137	156	4.5	55-0	140	80	10	26	417	11.9
2023-24	VCU	37-37	1213/32.8	146-327	.446	86-207	.415	141-161	.876	14	158	172	4.6	69-0	135	75	10	34	519	14.0
2024-25	VCU	12-12	378/31.5	60-117	.513	27-61	.443	55-79	.696	17	57	74	6.2	21-0	41	26	2	24	202	16.8
<b>TOTAL FOR VCU</b>	<b>49-49</b>	<b>1591/32.5</b>	<b>206-444</b>	<b>.464</b>	<b>113-268</b>	<b>.422</b>	<b>196-240</b>	<b>.817</b>	<b>31</b>	<b>215</b>	<b>246</b>	<b>5.0</b>	<b>90-0</b>	<b>176</b>	<b>101</b>	<b>12</b>	<b>58</b>	<b>721</b>	<b>14.7</b>	
<b>TOTAL</b>	<b>139-86</b>	<b>3274/23.6</b>	<b>386-856</b>	<b>.451</b>	<b>192-479</b>	<b>.401</b>	<b>351-431</b>	<b>.814</b>	<b>76</b>	<b>436</b>	<b>512</b>	<b>3.7</b>	<b>203-0</b>	<b>357</b>	<b>225</b>	<b>24</b>	<b>114</b>	<b>1315</b>	<b>9.5</b>	

## MAX SHULGA GAME-BY-GAME STATISTICS

Opponent	Date	GS	MIN	Total			3-Pointers		Free throws		Rebounds				PF	A	TO	BLK	STL	PTS	AVG
				FG-FGA	PCT	3FG-3FGA	PCT	FT-FTA	PCT	OFF	DEF	TOT	AVG								
Bellarmine	11/04/2024	*	34:33	6-6	1.000	4-4	1.000	3-5	.600	0	5	5	5.0	2	5	1	1	0	19	19.0	
vs Boston College	11/08/2024	*	28:08	2-7	.286	0-2	.000	5-6	.833	3	7	10	7.5	4	4	1	0	2	9	14.0	
Merrimack	11/13/2024	*	29:13	0-5	.000	0-4	.000	4-5	.800	0	5	5	6.7	0	4	3	0	4	4	10.7	
Loyola Maryland	11/16/2024	*	35:29	7-14	.500	3-8	.375	3-4	.750	5	5	10	7.5	2	7	2	0	5	20	13.0	
vs Seton Hall	11/21/2024	*	40:35	6-14	.429	0-5	.000	8-11	.727	1	4	5	7.0	2	2	2	0	2	20	14.4	
vs Nevada	11/22/2024	*	33:36	6-12	.500	2-6	.333	3-5	.600	0	5	5	6.7	1	1	3	0	4	17	14.8	
vs Miami (FL)	11/24/2024	*	35:36	5-10	.500	4-8	.500	4-6	.667	1	7	8	6.9	3	9	4	0	1	18	15.3	
Elizabeth City St.	11/29/2024	*	11:35	2-4	.500	0-0	.000	8-10	.800	2	2	4	6.5	2	1	0	0	0	12	14.9	
Ga. Southern	12/04/2024	*	29:38	7-10	.700	6-8	.750	9-12	.750	1	3	4	6.2	1	2	3	0	0	29	16.4	
Penn	12/09/2024	*	35:38	6-11	.545	2-4	.500	0-0	.000	1	6	7	6.3	2	2	2	0	2	14	16.2	
vs Colorado St.	12/14/2024	*	29:21	7-13	.538	3-5	.600	3-8	.375	3	7	10	6.6	0	4	2	1	2	20	16.5	
at New Mexico	12/18/2024	*	34:47	6-11	.545	3-7	.429	5-7	.714	0	1	1	6.2	2	0	3	0	2	20	16.8	
<b>Totals</b>			<b>12</b>	<b>378:09</b>	<b>60-117</b>	<b>.513</b>	<b>27-61</b>	<b>.443</b>	<b>55-79</b>	<b>.696</b>	<b>17</b>	<b>57</b>	<b>74</b>	<b>6.2</b>	<b>21</b>	<b>41</b>	<b>26</b>	<b>2</b>	<b>24</b>	<b>202</b>	<b>16.8</b>

# PLAYER PROFILES



IG: [\\_carreremartin](#)

## #17 – MARTIN CARRERE

**Fr., Guard/Forward, 6-8, 180, Pontonx-sur-l'Adour, France/Limoges**

**NOTABLE:** Elite shooter and high-level passer... Earned valuable international experience with professional club Limoges CSP Elite, as well as with France's U18 National Team... **PRIOR TO VCU:** Helped lead the Next Generation Paris U18 Team to an Adidas Next Generation Paris Tournament title in 2024... Appeared on the French National Team at the U18 FIBA EuroBasket tournament in the summer of 2024 where he averaged 6.7 points per game and shot .419 (13-of-31) from beyond the arc; Scored 11 points and grabbed five rebounds against Denmark in the tournament... Played for Limoges CSP Elite U21 in the Betclic Elite U21 league in France, where he helped lead the team to a 21-13 record; Averaged 8.6 points and while shooting .388 from three.

## MARTIN CARRERE GAME-BY-GAME STATISTICS

# PLAYER PROFILES



## #21 - CHRISTIAN FERMIN Jr., Forward, 6-10, 235, Tobyhanna, Pa./Pocono Mountain West

**NOTABLE:** Team co-captain... High-motor post player with the length and athleticism to play in VCU's fast-paced style of play... Rated the No. 2 overall player in Pennsylvania in the class of 2022, according to 247Sports composite rankings; Rated the No. 16 center nationally in his class, according to 247Sports... Chose VCU over interest from Pitt, Penn State, St. John's, Temple and others .. **2023-24 SEASON:** Started all 38 games in the post for the Rams and averaged 5.2 points and 4.0 rebounds, while playing 21.4 minutes per contest... Shot .570 (73-of-128) from the field and blocked a team-high 55 shots... Scored in double figures six times and recorded his first career double-double (10 points, 10 rebounds) in a win over Samford (Nov. 10). Also blocked a season-high five shots in that contest... Supplied a career-high 15 points, nine rebounds and three blocks against St. Bonaventure (Jan. 3)

**X: CFerm21**  
**IG: christian.fermin21**

### MISC.

Double Figures (2024-25)	1
Double Figures (Career)	7
20-Point Games (2024-25)	0
20-Point Games (Career)	0
Double-Doubles (2024-25)	1
Double-Doubles (Career)	1
Double-Digit Reb. (2024-25)	0
Double-Digit Reb. (Career)	2

### Single Game Highs

Statistic	Value	
Points	15	vs St. Bonaventure 01/03/24
Rebounds	14	vs George Washington 01/06/24
Assists	3	vs Ga. Southern 12/04/24
Steals	1	13 times
Blocks	5	vs Samford 11/10/23
FG Made	5	4 times
FG Attempts	8	vs Samford 11/10/23, vs St. Bonaventure 01/03/24, vs Dayton 02/09/24
FT Made	7	vs St. Bonaventure 01/03/24
FT Attempts	7	vs St. Bonaventure 01/03/24

SEASON	TEAM	GP-GS	MIN/AVG	Field Goals		3-Point		F-Throws		Rebounds				Scoring						
				FG-FGA	FG%	3FG-3FGA	3FG%	FT-FTA	FT%	OFF	DEF	TOT	AVG	PF-FO	A	TO	BLK	STL	PTS	AVG
2022-23	VCU	14-0	47/3.4	1-3	.333	0-0	.000	4-10	.400	3	7	10	0.7	4-0	0	4	3	2	6	0.4
2023-24	VCU	38-38	814/21.4	73-128	.570	0-0	.000	50-75	.667	73	80	153	4.0	85-2	20	39	55	9	196	5.2
2024-25	VCU	12-11	265/22.1	25-45	.556	0-0	.000	6-15	.400	18	17	35	2.9	32-2	10	10	18	2	56	4.7
<b>TOTAL</b>		<b>64-49</b>	<b>1126/17.6</b>	<b>99-176</b>	<b>.563</b>	<b>0-0</b>	<b>.000</b>	<b>60-100</b>	<b>.600</b>	<b>94</b>	<b>104</b>	<b>198</b>	<b>3.1</b>	<b>121-4</b>	<b>30</b>	<b>53</b>	<b>76</b>	<b>13</b>	<b>258</b>	<b>4.0</b>

## CHRISTIAN FERMIN GAME-BY-GAME STATISTICS

Opponent	Date	GS	MIN	Total		3-Pointers		Free throws		Rebounds				PF	A	TO	BLK	STL	PTS	AVG	
				FG-FGA	PCT	3FG-3FGA	PCT	FT-FTA	PCT	OFF	DEF	TOT	AVG								
Bellarmine	11/04/2024	*	26:07	2-6	.333	0-0	.000	0-0	.000	0	2	2	2.0	2	2	3	1	0	4	4.0	
vs Boston College	11/08/2024	*	23:55	5-7	.714	0-0	.000	2-2	1.000	1	1	2	2.0	2	1	2	2	0	12	8.0	
Merrimack	11/13/2024	*	27:10	1-6	.167	0-0	.000	0-0	.000	0	3	3	2.3	2	0	0	1	0	2	6.0	
Loyola Maryland	11/16/2024	*	23:10	2-3	.667	0-0	.000	0-2	.000	1	1	2	2.3	2	0	0	3	0	4	5.5	
vs Seton Hall	11/21/2024	*	24:48	1-2	.500	0-0	.000	0-1	.000	1	2	3	2.4	4	0	1	1	1	2	4.8	
vs Nevada	11/22/2024	*	06:59	1-1	1.000	0-0	.000	0-0	.000	0	0	0	2.0	5	0	0	0	0	2	4.3	
vs Miami (FL)	11/24/2024	*	23:26	4-5	.800	0-0	.000	0-0	.000	2	1	3	2.1	5	0	2	2	0	8	4.9	
Elizabeth City St.	11/29/2024	*	20:34	4-6	.667	0-0	.000	1-4	.250	7	2	9	3.0	2	2	0	4	0	9	5.4	
Ga. Southern	12/04/2024	*	19:26	1-2	.500	0-0	.000	2-2	1.000	1	1	2	2.9	2	3	1	0	0	4	5.2	
Penn	12/09/2024		23:10	2-4	.500	0-0	.000	0-2	.000	2	1	3	2.9	2	0	0	1	0	4	5.1	
vs Colorado St.	12/14/2024	*	25:42	2-3	.667	0-0	.000	1-2	.500	3	1	4	3.0	0	0	1	2	1	5	5.1	
at New Mexico	12/18/2024	*	20:49	0-0	.000	0-0	.000	0-0	.000	0	2	2	2.9	4	2	0	1	0	0	4.7	
<b>Totals</b>			<b>11</b>	<b>265:16</b>	<b>25-45</b>	<b>.556</b>	<b>0-0</b>	<b>.000</b>	<b>6-15</b>	<b>.400</b>	<b>18</b>	<b>17</b>	<b>35</b>	<b>2.9</b>	<b>32</b>	<b>10</b>	<b>10</b>	<b>18</b>	<b>2</b>	<b>56</b>	<b>4.7</b>

# PLAYER PROFILES



IG: [joebamisile](#)

### MISC.

Double Figures (2024-25)	11
Double Figures (Career)	58
20-Point Games (2024-25)	5
20-Point Games (Career)	23
30-Point Games (Career)	1
Double-Doubles (2024-25)	0
Double-Doubles (Career)	2

## #22 - JOE BAMISILE

Gr., Guard, 6-4, 200, Chesterfield, Va./Monacan (Oklahoma)

**NOTABLE:** All-Atlantic 10 Preseason All-Conference Second Team... Explosive three-level scorer who added 20 pounds to his frame in the offseason; Dangerous 3-point shooter who has shown the ability to slash to the rim... Athleticism (46-inch max vertical) and length (7-foot wingspan) are assets defensively. **2023-24 SEASON:** Saw action in 28 games off the bench following resolution of NCAA eligibility case. Averaged 13.1 points, second-best on the team, as well as 3.4 rebounds... Connected on a career-high 64 three pointers, while shooting .370 (64-of-173) from beyond the arc... Poured in 20 or more points on six occasions, including a season-high 29 in a win over Saint Louis (Jan. 19). Knocked down 7-of-10 from beyond the 3-point arc in that contest... Named to 2024 Atlantic 10 Conference All-Tournament Team; Averaged 12.8 points per game in four A-10 Tournament contests, including 20 in the league title game against Duquesne (March 17)... Hit four or more 3-pointers in seven games.

### Single Game Highs

Statistic	Value	
Points	30	vs Duquesne 03/02/22
Rebounds	14	vs UMass Lowell 11/19/21
Assists	4	vs Merrimack 11/13/24
Steals	4	vs Dayton 01/08/22, vs La Salle 02/02/22
Blocks	3	vs Saint Francis 11/09/21, at Charlotte 12/04/21, vs Duquesne 03/17/24
FG Made	11	4 times
FG Attempts	24	vs George Mason 01/17/22
3FG Made	7	vs La Salle 02/02/22, vs Saint Louis 01/19/24
3FG Attempts	13	vs Seton Hall 11/21/24
FT Made	8	at Saint Louis 02/16/24
FT Attempts	9	at Saint Louis 02/16/24, vs Loyola Maryland 11/16/24

SEASON	TEAM	GP-GS	MIN/AVG	Field Goals		3-Point		F-Throws		Rebounds				Scoring						
				FG-FGA	FG%	3FG-3FGA	3FG%	FT-FTA	FT%	OFF	DEF	TOT	AVG	PF-FO	A	TO	BLK	STL	PTS	AVG
2020-21	VT	13-0	116/8.9	17-46	.370	4-16	.250	7-8	.875	5	14	19	1.5	7-0	4	6	1	2	45	3.5
2021-22	GWU	30-29	939/31.3	189-413	.458	60-171	.351	50-71	.704	44	107	151	5.0	71-0	39	72	29	37	488	16.3
2022-23	OK	21-0	241/11.5	30-76	.395	9-36	.250	14-24	.583	8	40	48	2.3	23-0	10	19	6	6	83	4.0
2023-24	VCU	28-0	648/23.2	124-293	.423	64-173	.370	55-74	.743	13	83	96	3.4	35-0	16	31	17	22	367	13.1
2024-25	VCU	12-12	335/27.9	75-163	.460	26-85	.306	25-39	.641	22	45	67	5.6	16-0	30	36	9	17	201	16.8
<b>TOTAL FOR VCU</b>		<b>40-12</b>	<b>983/24.6</b>	<b>199-456</b>	<b>.436</b>	<b>90-258</b>	<b>.349</b>	<b>80-113</b>	<b>.708</b>	<b>35</b>	<b>128</b>	<b>163</b>	<b>4.1</b>	<b>51-0</b>	<b>46</b>	<b>67</b>	<b>26</b>	<b>39</b>	<b>568</b>	<b>14.2</b>
<b>TOTAL</b>		<b>104-41</b>	<b>2280/21.9</b>	<b>435-991</b>	<b>.439</b>	<b>163-481</b>	<b>.339</b>	<b>151-216</b>	<b>.699</b>	<b>92</b>	<b>289</b>	<b>381</b>	<b>3.7</b>	<b>152-0</b>	<b>99</b>	<b>164</b>	<b>62</b>	<b>84</b>	<b>1184</b>	<b>11.4</b>

## JOE BAMISILE GAME-BY-GAME STATISTICS

Opponent	Date	GS	MIN	Total		3-Pointers		Free throws		Rebounds				PF	A	TO	BLK	STL	PTS	AVG	
				FG-FGA	PCT	3FG-3FGA	PCT	FT-FTA	PCT	OFF	DEF	TOT	AVG								
Bellarmine	11/04/2024	*	32:19	8-14	.571	2-7	.286	0-1	.000	2	0	2	2.0	2	3	3	2	1	18	18.0	
vs Boston College	11/08/2024	*	29:41	6-14	.429	3-8	.375	3-4	.750	1	8	9	5.5	0	3	4	1	1	18	18.0	
Merrimack	11/13/2024	*	30:42	8-11	.727	1-3	.333	3-6	.500	0	2	2	4.3	3	4	5	1	3	20	18.7	
Loyola Maryland	11/16/2024	*	29:51	7-12	.583	2-6	.333	6-9	.667	2	3	5	4.5	2	2	3	1	3	22	19.5	
vs Seton Hall	11/21/2024	*	37:37	5-19	.263	3-13	.231	0-0	.000	1	4	5	4.6	3	3	4	0	0	13	18.2	
vs Nevada	11/22/2024	*	28:57	5-9	.556	2-6	.333	0-0	.000	1	4	5	4.7	1	2	3	0	0	12	17.2	
vs Miami (FL)	11/24/2024	*	29:35	9-17	.529	4-10	.400	0-0	.000	2	3	5	4.7	0	2	3	0	2	22	17.9	
Elizabeth City St.	11/29/2024	*	19:32	4-9	.444	0-4	.000	3-4	.750	0	4	4	4.6	2	3	2	0	2	11	17.0	
Ga. Southern	12/04/2024	*	16:48	2-8	.250	1-5	.200	0-2	.000	2	4	6	4.8	0	3	3	1	1	5	15.7	
Penn	12/09/2024	*	29:55	9-23	.391	2-8	.250	3-4	.750	6	5	11	5.4	1	2	3	2	1	23	16.4	
vs Colorado St.	12/14/2024	*	25:08	8-16	.500	4-8	.500	5-6	.833	5	4	9	5.7	2	1	2	0	1	25	17.2	
at New Mexico	12/18/2024	*	24:41	4-11	.364	2-7	.286	2-3	.667	0	4	4	5.6	0	2	1	1	2	12	16.8	
<b>Totals</b>			<b>12</b>	<b>334:46</b>	<b>75-163</b>	<b>.460</b>	<b>26-85</b>	<b>.306</b>	<b>25-39</b>	<b>.641</b>	<b>22</b>	<b>45</b>	<b>67</b>	<b>5.6</b>	<b>16</b>	<b>30</b>	<b>36</b>	<b>9</b>	<b>17</b>	<b>201</b>	<b>16.8</b>

# 2024-25 VCU BOX SCORES

## EXHIBITION: VCU 102, ST. MARY'S (MD) 44

## GAME #1: VCU 84, BELLARMINA 65

Official Basketball Box Score - Final  
**St. Mary's (MD) at VCU**  
 10/28/24 The Stuart C. Seeger Center, Richmond, Va.  
 VCU vs. St. Mary's (Md.) (Exhibition)  
 Game Time: 7:00 PM  
 Game Duration: 2:17  
 Attendance: 4,614  
 Officials: Isaac Barnett, Ryan Sassano, Joe Switzer

Record: 0-0

NO.	Name	Min	FG		3P		FT		Rebounds		Fouls		TP	AS	TO	ST	Blocks			+/-
			M-A	M-A	M-A	M-A	OR	DR	PF	FD	BS	BA					BA			
21	Jake Koverman	F 24:18	1-5	1-2	1-2	1	2	3	2	4	0	4	0	0	0	0	0	0	0	-45
44	JD Salo	F 17:04	0-2	0-0	0-0	1	2	3	4	2	0	0	0	0	0	0	0	0	0	-27
1	Kyree Smith	G 25:32	5-8	0-1	1-4	1	3	4	3	4	11	1	2	2	1	1	0	0	-38	
3	Tjay Beckles	G 34:15	3-12	3-6	4-7	0	1	1	2	3	13	0	3	1	0	0	0	0	-52	
5	James Lerner	G 27:06	1-5	0-2	0-0	2	2	1	1	2	3	0	3	0	0	0	0	0	-42	
4	Yassinne Idressa	G 22:12	2-4	0-0	0-0	3	2	1	4	0	2	1	1	1	2	3	0	0	-30	
23	James Crimardo	23:20	2-6	1-3	4-4	1	1	2	4	4	9	0	4	1	1	0	0	0	-38	
26	Luke Adgei	08:52	0-0	0-0	0-0	1	1	0	0	0	0	0	1	0	0	0	0	0	-8	
24	Ben Kobel	06:24	0-2	0-0	0-0	0	1	1	0	1	0	0	2	0	0	0	0	0	-4	
22	Abiola Oladipo	03:47	0-0	0-0	0-0	0	0	0	0	0	0	0	1	0	0	0	0	0	-3	
41	Kendahl Toft	02:41	0-0	0-0	0-0	1	0	1	1	1	0	0	0	0	0	0	0	0	-2	
14	Sekou Bangoura	02:17	0-1	0-1	1-2	0	0	0	0	1	1	0	0	0	0	0	0	0	-1	
0	Bryson Brown	01:06	0-1	0-1	0-0	0	0	0	0	0	0	0	0	0	0	0	0	0	-1	
40	Jerrold Mathis	01:06	0-0	0-0	0-0	0	0	0	0	0	0	0	0	0	0	0	0	0	-1	
Team																				
Totals			14-46	5-16	11-19	7	16	23	18	20	44	3	23	5	2	4	0	0	-58	

Shooting By Period  
 1st FG% 6-21 28.6%  
 3PT% 2-4 50.0%  
 FT% 8-13 61.5%  
 2nd FG% 8-25 32.0%  
 3PT% 3-12 25.0%  
 FT% 3-6 50%  
 GM FG% 14-46 30.4%  
 3PT% 5-16 31.3%  
 FT% 11-19 57.9%  
 Dead Ball Rebounds: 3-0

Technical Fouls: NONE

Official Basketball Box Score - Final  
**Bellarmine at VCU**  
 11/04/24 The Stuart C. Seeger Center, Richmond, Va.  
 VCU vs. Bellarmine  
 Game Time: 7:00 PM  
 Game Duration: 2:08  
 Attendance: 7,637  
 Officials: Jason Page, Scott Bennett, Connor Maccaid

Record: 0-1

NO.	Name	Min	FG		3P		FT		Rebounds		Fouls		TP	AS	TO	ST	Blocks			+/-
			M-A	M-A	M-A	M-A	OR	DR	PF	FD	BS	BA					BA			
32	Jack Karasinski	F 20:37	4-7	2-3	1-2	1	1	2	2	11	0	0	0	0	0	0	0	0	0	-5
42	Curt Hopf	F 28:27	1-5	0-2	1-2	1	4	5	2	2	3	-3	1	2	0	0	1	0	0	-19
4	Dezmond McKinney	G 29:04	6-12	1-1	2-2	2	2	4	3	3	15	1	2	2	1	3	0	0	-14	
11	Ben Smith	G 24:18	4-8	1-3	0-0	0	1	2	0	9	1	2	2	0	1	0	0	0	-15	
33	Ben Johnson	G 28:57	3-10	0-1	1-2	0	2	2	3	2	15	0	2	1	0	1	0	0	-9	
8	Kenyon Goodin	18:15	1-3	0-0	3-4	3	4	2	3	5	0	1	2	0	1	0	0	0	-20	
24	Dylan Branson	26:26	1-4	0-1	1-1	0	3	2	3	3	3	3	4	0	0	0	0	0	-15	
1	Landin Hacker	10:30	1-3	0-1	0-0	1	0	1	4	1	2	0	0	0	0	0	0	0	-4	
2	Tyler Doyle	09:24	1-1	0-0	0-0	1	2	3	3	0	2	0	0	0	0	0	0	0	-2	
12	Myles Watkins	03:09	0-3	0-1	0-0	0	1	1	0	1	0	0	1	1	0	0	0	0	2	
10	Grant Whitaker	01:53	0-0	0-0	0-0	0	0	0	0	0	0	0	0	0	0	0	0	0	3	
Team																				
Totals			26-56	4-13	9-13	12	18	30	23	17	65	8	16	10	1	0	0	0	-19	

Shooting By Period  
 1st FG% 15-31 48.4%  
 3PT% 1-7 14.3%  
 FT% 7-9 77.8%  
 2nd FG% 11-25 44.0%  
 3PT% 3-6 50.0%  
 FT% 2-4 50%  
 GM FG% 26-56 46.4%  
 3PT% 4-13 30.8%  
 FT% 9-13 69.2%  
 Dead Ball Rebounds: 1-0

Technical Fouls: NONE

Record: 0-0

NO.	Name	Min	FG		3P		FT		Rebounds		Fouls		TP	AS	TO	ST	Blocks			+/-
			M-A	M-A	M-A	M-A	OR	DR	PF	FD	BS	BA					BA			
21	Christian Fermin	C 16:55	3-5	0-0	3-4	4	2	6	1	2	9	0	2	1	1	0	0	0	0	32
1	Phillip Russell	G 22:38	3-6	3-6	1-1	1	2	3	3	3	10	3	1	2	0	0	0	0	0	47
4	Jack Clark	G 21:46	3-9	2-7	2-2	0	1	2	2	10	2	2	5	1	0	0	0	0	32	
11	Max Shulga	G 18:32	3-7	1-3	3-5	5	3	8	2	2	10	3	1	0	0	0	0	0	34	
22	Joe Bamisile	G 18:52	10-12	6-8	0-0	2	2	4	2	0	26	1	0	0	1	0	0	0	31	
0	Brandon Jennings	17:52	2-7	0-3	0-0	1	1	2	4	0	4	0	1	3	1	1	0	0	21	
6	Terrence Hill Jr.	23:22	5-9	1-3	2-2	0	5	5	2	1	13	3	1	1	0	0	0	0	25	
8	Michael Belle	18:14	2-5	0-1	3-3	0	4	4	1	2	7	3	0	0	0	0	0	0	21	
9	Luke Bamgboye	19:18	0-3	0-0	1-4	2	2	6	1	4	1	2	1	1	0	0	0	0	23	
5	Alphonzo Billups III	18:44	3-5	2-4	2-2	4	1	1	1	10	1	1	0	0	0	0	0	0	21	
7	Obinnaya Okafor	03:47	1-1	0-0	0-0	1	1	2	0	2	0	0	1	0	0	0	0	0	3	
Team																				
Totals			35-69	15-35	17-23	20	30	50	20	17	102	18	11	13	4	2	0	0	58	

Shooting By Period  
 1st FG% 18-37 48.6%  
 3PT% 8-20 40.0%  
 FT% 11-13 84.6%  
 2nd FG% 17-32 53.1%  
 3PT% 7-15 46.7%  
 FT% 6-10 60%  
 GM FG% 35-69 50.7%  
 3PT% 15-35 42.9%  
 FT% 17-23 73.9%  
 Dead Ball Rebounds: 4-0

Technical Fouls: NONE

Record: 1-0

NO.	Name	Min	FG		3P		FT		Rebounds		Fouls		TP	AS	TO	ST	Blocks			+/-
			M-A	M-A	M-A	M-A	OR	DR	PF	FD	BS	BA					BA			
21	Christian Fermin	C 26:07	2-6	0-0	0-0	0	2	2	2	0	4	2	3	0	1	0	0	0	12	
1	Phillip Russell	G 22:49	5-10	5-9	1-2	1	0	1	3	5	16	4	3	3	0	0	0	0	16	
4	Jack Clark	G 30:38	4-7	2-4	1-1	5	4	9	3	2	11	3	2	1	2	0	0	0	15	
11	Max Shulga	G 34:33	6-6	4-4	3-5	0	5	5	2	8	19	5	1	0	1	0	0	0	15	
22	Joe Bamisile	G 32:19	8-14	2-7	0-1	2	0	2	2	1	18	3	1	2	0	0	0	0	9	
6	Terrence Hill Jr.	11:16	1-3	1-2	2-2	0	1	1	0	3	5	1	2	1	0	0	0	0	6	
0	Brandon Jennings	15:24	0-2	0-0	0-0	0	1	1	4	1	0	1	0	1	2	1	0	0	8	
8	Michael Belle	20:53	2-5	0-2	2-4	3	7	10	1	2	6	0	2	0	1	0	0	0	13	
9	Luke Bamgboye	02:22	0-1	0-0	0-0	0	1	1	0	0	1	0	0	1	0	0	0	0	0	
5	Alphonzo Billups III	03:39	1-1	1-1	2-2	0	0	0	0	1	5	0	0	0	0	0	0	0	3	
Team																				
Totals			29-55	15-29	11-17	12	21	33	17	23	84	20	18	7	10	1	0	0	19	

Shooting By Period  
 1st FG% 15-29 51.7%  
 3PT% 8-16 50.0%  
 FT% 7-10 70%  
 2nd FG% 14-26 53.8%  
 3PT% 7-13 53.8%  
 FT% 4-7 57.1%  
 GM FG% 29-55 52.7%  
 3PT% 15-29 51.7%  
 FT% 11-17 64.7%  
 Dead Ball Rebounds: 2-0

Technical Fouls: NONE

'Hawks		Rams		Points from Turnovers		Points from Paint		Points from Second Chance		Points from Fast Breaks		Points from Bench		
1st	2nd	TOT	1st	2nd	TOT	1st	2nd	TOT	1st	2nd	TOT	1st	2nd	TOT
0 (1st 20:00)	58 (2nd 0:13)		6	30		12	38		6	20		55	47	102
8 (1st 8:24)	13 (1st 4:21)		14	37		22	22	44	3	14		33	47	80
0	0		14	37		22	22	44	3	14		33	47	80
00:00	39:15		14	37		22	22	44	3	14		33	47	80

BELL		Rams		Points from Turnovers		Points from Paint		Points from Second Chance		Points from Fast Breaks		Points from Bench		
1st	2nd	TOT	1st	2nd	TOT	1st	2nd	TOT	1st	2nd	TOT	1st	2nd	TOT
0 (1st 20:00)	19 (2nd 10:13)		11	16		42	28		9	18		45	39	84
8 (1st 6:28)	10 (2nd 10:13)		12	38		22	22	44	3	14		33	47	80
0	0		12	38		22	22	44	3	14		33	47	80
1	0		12	38		22	22	44	3	14		33	47	80
00:00	38:29		12	38		22	22	44	3	14		33	47	80

## GAME #2: VCU 80, BOSTON COLLEGE 55

## GAME #3: VCU 84, MERRIMACK 62

Official Basketball Box Score - Final  
**Boston College at VCU**  
 11/08/24 Alumni Hall, Annapolis, Md.  
 2024-25 Men's Basketball  
 Game Time: 6:08 PM  
 Game Duration: 2:07  
 Attendance: 2,507  
 Officials: Pat Driscoll, Jeff Clark, Tony Henderson

Record: 1-1

NO.	Name	Min	FG		3P		FT		Rebounds		Fouls		TP	AS	TO	ST	Blocks			+/-
			M-A	M-A	M-A	M-A	OR	DR	PF	FD	BS	BA					BA			
31	Elijah Strong	F 21:55	1-5	0-1	0-2	1	1	2	2	1	2	0	0	1	1	0	0	0	-20	
32	Chad Venning	F 25:33	2-5	0-0	4-8	0	1	1	3	5	8	0	2	0	3	0	0	0	-24	
00	Chas Kelley III	G 16:42	0-3	0-1	0-0	0	0	0	2	2	0	1	0	0	0	0	0	0	-11	
1	Dion Brown	G 29:04	4-13	0-1	0-0	2	3	5	2	1	8	1	1</							

# 2024-25 VCU BOX SCORES

## GAME #4: VCU 83, LOYOLA (MD.) 57



Official Basketball Box Score - Final  
**Loyola Maryland at VCU**  
 11/16/24 The Stuart C. Seeger Center, Richmond, Va.  
 VCU vs. Loyola (Md.)

Game Time: 7:00 PM  
 Game Duration: 2:09  
 Attendance: 7,637

Officials: Bill Covington Jr., Tommy Morrissey, Ryan Sasso

Loyola Maryland - 57														
Record: 2-2														
NO.	Name	Min	FG	3P	FT	Rebounds	Fouls	TP	AS	ST	Blocks	+/-		
			M/A	M/A	M/A	OR DR TOT	PF				BS BA			
11	Milos Ilic	F 25:07	3-13	0-4	4-5	3 5 8	3 4	10	1	7	1	0	-4	
6	Jacob Theodosiou	G 26:59	2-8	1-2	3-4	2 3 5	1 4	8	2	1	3	0	-1	
7	Bradren Speed	G 22:07	4-7	1-2	1-1	0 1 1	1 4	10	3	2	0	0	-14	
15	Tyson Commander	G 24:59	3-6	2-2	1-2	0 0 0	1 1	9	2	0	0	0	-10	
23	David Brown III	G 20:21	0-2	0-1	0-0	1 1 2	3 1	0	1	0	1	0	-7	
3	Jordan Stelmke	22:53	2-7	1-3	1-1	0 4 4	0 2	6	0	2	1	0	-14	
8	Goap Kodi	14:53	2-3	0-0	0-0	1 0 1	1 0	4	0	2	1	0	-18	
20	Chris Kuzemka	17:57	1-3	1-1	0-1	0 5 5	4 2	3	1	2	0	0	-22	
14	Garrett Brennan	09:57	0-1	0-0	0-0	1 0 1	2 0	0	0	0	0	0	-9	
22	Samuel Gibbs	06:16	0-0	0-0	0-0	1 1 0	0 0	0	0	0	0	0	0	
2	Troy Cicero Jr.	04:35	2-6	1-3	1-3	0 0 0	1 1	6	0	0	1	0	0	
4	Greg Guidinger	02:11	0-1	0-1	1-2	1 0 1	0 1	1	0	0	0	0	-1	
30	Matt Gray	01:27	0-0	0-0	0-0	0 0 0	0 0	0	0	0	0	0	-1	
5	Peter Sposito	00:18	0-0	0-0	0-0	0 0 0	0 0	0	0	0	0	0	0	
Team						1 3 4	0	1						
Totals		19:57	7-19	12-19	10-23	33	17	20	57	10	17	8	0	6

Shooting By Period	
1 <sup>st</sup> FG%	11-29 37.9%
3PT%	4-9 44.4%
FT%	4-6 66.7%
2 <sup>nd</sup> FG%	9-28 28.6%
3PT%	3-10 30.0%
FT%	8-13 61.5%
GM FG%	19-57 33.3%
3PT%	7-19 36.8%
FT%	12-19 63.2%

Dead Ball Rebounds: 5/0

Technical Fouls: NONE

VCU - 83														
Record: 4-0														
NO.	Name	Min	FG	3P	FT	Rebounds	Fouls	TP	AS	ST	Blocks	+/-		
			M/A	M/A	M/A	OR DR TOT	PF				BS BA			
21	Christian Fermin	C 23:10	2-3	0-0	0-2	1 1 2	2 4	2	0	0	3	0	6	
1	Phillip Russell	G 17:34	0-4	0-3	2-2	0 1 1	4 2	0	3	2	0	0	8	
4	Jack Clark	G 26:10	9-11	3-4	4-5	3 3 6	2 3	25	1	0	1	0	11	
11	Max Shulga	G 35:29	7-14	3-8	3-4	5 10	2 2	20	7	2	0	0	28	
22	Joe Bamisile	G 35:29	7-12	2-6	6-9	2 3 5	2 7	22	2	3	3	1	29	
0	Brandon Jennings	15:29	0-3	0-2	0-0	0 3 3	3 1	0	1	1	1	0	1	
8	Michael Belle	20:57	1-4	0-1	0-0	0 7 7	2 2	2	1	0	0	0	19	
9	Luke Bamgboye	08:16	1-2	0-0	1-0	1 0 1	2 0	2	1	0	2	1	15	
6	Terrence Hill Jr.	14:58	3-7	0-2	0-0	1 1 1	1 0	6	1	1	0	0	12	
5	Alphonzo Billups III	06:39	0-1	0-0	0-0	2 1 1	0 0	1	0	1	1	0	0	
7	Obinnaya Okafor	01:27	0-0	0-0	0-0	0 0 0	0 0	0	0	0	0	0	1	
Team						0 4 4	0	1						
Totals		30:61	8-26	15-22	12-30	42	21	17	83	19	11	12	6	0

Shooting By Period	
1 <sup>st</sup> FG%	13-33 39.4%
3PT%	3-14 21.4%
FT%	7-12 58.3%
2 <sup>nd</sup> FG%	17-28 60.7%
3PT%	5-12 41.7%
FT%	8-10 80%
GM FG%	30-61 49.2%
3PT%	8-26 30.8%
FT%	15-22 68.2%

Dead Ball Rebounds: 3/0

Technical Fouls: Russell 2<sup>nd</sup> 17:11

HOURS		RAMS		POINTS FROM TURNOVERS		PERIOD BY PERIOD SCORING	
1 <sup>st</sup>	2 <sup>nd</sup>	1 <sup>st</sup>	2 <sup>nd</sup>	1 <sup>st</sup>	2 <sup>nd</sup>	1 <sup>st</sup>	2 <sup>nd</sup>
Biggest lead	6 (1 <sup>st</sup> 17:12)	3	0	2	1	1	1
Best Scoring Run	11 (1 <sup>st</sup> 5:49)	11	2	7	3	7	5
Lead Changes	5	5	2	3	2	2	1
Times Tied	2	2	1	1	1	1	1
Time with Lead	08:53	29:57	30	27	57	36	47

## GAME #5: SETON HALL 69, VCU 66 - OT



Official Basketball Box Score - Final  
**Seton Hall at VCU**  
 11/21/24 TD Arena, Charleston, SC  
 Charleston Classic Game 3

Game Time: 5:30 PM  
 Game Duration: 2:22

Officials: Jeffery Anderson, Clarence Armstrong, Artinio Petty

Seton Hall - 69													
Record: 3-2													
NO.	Name	Min	FG	3P	FT	Rebounds	Fouls	TP	AS	ST	Blocks	+/-	
			M/A	M/A	M/A	OR DR TOT	PF				BS BA		
4	Prince Aligbe	F 23:11	1-5	0-0	0-0	2 6 8	0 1	0	2	0	2	1	0
54	Godswill Eheriense	C 11:31	0-0	0-0	0-0	0 1 1	0 0	0	0	1	0	0	-5
0	Dylan Adisa-Wusu	G 20:44	3-7	1-1	1-4	1 4 5	3 5	8	2	3	0	0	1
2	Chaunce Jenkins	G 27:38	6-12	1-2	9-11	0 5 5	3 6	22	2	1	0	0	2
21	Isaiah Coleman	G 36:35	4-11	1-2	3-4	2 8 10	2 7	12	0	1	1	0	-3
7	Scotty Middleton	12:59	2-6	0-1	0-0	1 2 1	1 4	0	0	2	0	1	-9
9	Yacine Toumi	23:50	2-5	1-2	1-2	2 2 5	1 5	6	1	2	0	0	5
23	Emmanuel Okorfor	03:41	0-0	0-0	0-0	0 0 0	0 0	0	0	0	0	0	0
33	Garvey Dual	31:32	2-6	0-1	2-4	0 3 3	1 3	6	4	3	2	1	0
19	Gus Yalden	11:25	0-0	0-0	0-0	1 1 1	2 0	0	0	1	0	0	6
6	David Tubek	12:24	3-3	3-3	0-0	0 1 1	1 0	9	0	0	0	0	3
Team						2 2 4	0	2	4	0	18	2	4
Totals		23:55	7-12	16-25	10	34	44	19	23	69	9	12	5

Shooting By Period	
1 <sup>st</sup> FG%	9-28 32.1%
3PT%	3-7 42.9%
FT%	6-10 60%
2 <sup>nd</sup> FG%	12-22 54.5%
3PT%	3-4 75%
FT%	9-11 81.8%
OT FG%	3-10 30%
3PT%	1-1 100%
FT%	1-4 25%
GM FG%	23-55 41.8%
3PT%	7-12 58.3%
FT%	16-25 64%

Dead Ball Rebounds: 8/0

Technical Fouls: Toumi 2<sup>nd</sup> 22:26

VCU - 66													
Record: 4-1													
NO.	Name	Min	FG	3P	FT	Rebounds	Fouls	TP	AS	ST	Blocks	+/-	
			M/A	M/A	M/A	OR DR TOT	PF				BS BA		
21	Christian Fermin	C 24:48	1-2	0-0	0-1	1 2 3	4 1	2	0	1	1	1	0
1	Phillip Russell	G 21:37	1-2	1-2	0-0	2 2 4	5 0	0	3	1	0	0	3
4	Jack Clark	G 31:41	2-8	1-7	0-0	0 5 5	4 0	5	3	2	2	1	0
11	Max Shulga	G 40:35	6-14	0-5	8-11	1 4 5	2 9	20	2	2	2	0	-2
22	Joe Bamisile	G 37:37	5-19	3-13	0-0	1 4 5	3 2	13	3	4	0	0	-4
2	Zeb Jackson	26:21	4-10	3-8	4-4	0 3 3	2 2	15	1	3	3	1	0
0	Brandon Jennings	21:31	1-3	0-1	0-0	2 2 2	2 2	2	1	1	0	0	1
8	Michael Belle	09:57	1-1	0-0	1-0	1 0 1	0 1	3	0	0	0	0	0
9	Luke Bamgboye	10:53	1-1	0-0	1-2	1 1 2	2 1	3	0	0	0	1	0
Team						0 0 0	0	0	1				
Totals		22:60	9-37	13-18	7	23	30	24	18	66	11	15	7

Shooting By Period	
1 <sup>st</sup> FG%	9-28 32.1%
3PT%	4-17 23.5%
FT%	6-8 75%
2 <sup>nd</sup> FG%	12-24 50.0%
3PT%	5-15 33.3%
FT%	4-6 66.7%
OT FG%	1-8 12.5%
3PT%	0-5 0.0%
FT%	3-4 75%
GM FG%	22-60 36.7%
3PT%	9-37 24.3%
FT%	13-18 72.2%

Dead Ball Rebounds: 2/0

Technical Fouls: Shulga 2<sup>nd</sup> 22:26

SHU		VCU		POINTS FROM TURNOVERS		PERIOD BY PERIOD SCORING	
1 <sup>st</sup>	2 <sup>nd</sup>	1 <sup>st</sup>	2 <sup>nd</sup>	1 <sup>st</sup>	2 <sup>nd</sup>	1 <sup>st</sup>	2 <sup>nd</sup>
Biggest lead	4 (1 <sup>st</sup> OT 0:35)	8	2	16	0	1	1
Best Scoring Run	7 (1 <sup>st</sup> 11:46)	14	1	14	4	24	24
Lead Changes	14	14	4	11	4	8	6
Times Tied	9	9	10	9	10	28	33
Time with Lead	09:07	28:58	25	23	66	28	33

## GAME #6: NEVADA 64, VCU 61



Official Basketball Box Score - Final  
**VCU at Nevada**  
 11/22/24 TD Arena, Charleston, SC  
 Charleston Classic Game 8

Game Time: 7:30 PM  
 Game Duration: 2:05  
 Attendance: 2,833

Officials: Clarence Armstrong, John Hampton, Chuck Jones

VCU - 61													
Record: 4-2													
NO.	Name	Min	FG	3P	FT	Rebounds	Fouls	TP	AS	ST	Blocks	+/-	
			M/A	M/A	M/A	OR DR TOT	PF				BS BA		
21	Christian Fermin	C 06:59	1-1	0-0	0-0	0 0 0	5 0	2	0	0	0	0	-5
1	Phillip Russell	G 14:27	1-4	1-2	0-0	0 0 0	3 0	3	0	2	1	0	-13
4	Jack Clark	G 32:15	1-9	1-8	2-2								



# 2024-25 VCU BOX SCORES

## GAME #12: NEW MEXICO 78, VCU 71



Official Basketball Box Score - Final  
**VCU at New Mexico**  
 12/18/24 The Pit, Albuquerque, NM  
 2024-25 Men's Basketball

Game Time: 7:00 PM  
 Game Duration: 2:03  
 Attendance: 11,483

Officials: Mike Reed, Verne Harris, Amy Bonner

VCU - 71		Record: 9-3													Shooting By Period		
NO.	Name	Min	FG	3P	FT	Rebounds	Fouls	TP	AS	TO	ST	Blocks	+/-	1 <sup>st</sup>	2 <sup>nd</sup>	3 <sup>rd</sup>	4 <sup>th</sup>
			M/A	M/A	M/A	OR	DR	PF	FD			BS	BA	FG%	FG%	FG%	FG%
21	Christian Ferrin	C 20:49	0-0	0-0	0-0	0	2	2	4	1	0	2	0	0	1	0	-9
1	Phillip Russell	G 22:33	3-7	1-3	6-7	1	3	4	4	3	18	1	2	1	0	1	-4
4	Jack Clark	G 16:34	0-5	0-3	0-0	1	3	4	3	0	0	1	0	1	0	0	-17
11	Max Shulga	G 34:47	6-11	3-7	5-7	0	1	1	2	5	20	0	3	2	0	0	-16
22	Joe Bamisile	G 24:41	4-11	2-7	2-3	0	4	4	0	3	12	2	1	2	1	0	-4
2	Zeb Jackson	G 25:15	4-9	2-6	0-1	0	2	2	3	1	10	2	1	1	0	0	9
6	Terrence Hill Jr.	G 04:35	1-3	1-1	0-0	0	0	0	0	1	3	0	1	0	0	0	7
8	Michael Belle	G 15:05	3-4	0-0	0-5	1	4	5	1	4	6	2	0	0	0	0	10
9	Luke Bamgboye	G 11:49	0-1	0-0	0-0	1	1	2	3	0	0	0	1	0	3	0	6
5	Alphonzo Billups III	G 13:45	1-4	1-4	0-0	0	2	2	0	0	3	1	0	0	0	0	-11
0	Brandon Jennings	G 10:07	2-2	0-0	0-1	0	1	1	1	1	4	2	1	1	1	0	-6
Team						3	3	6	0	0	2						
<b>Totals</b>			24:57	10-31	13-24	7	26	33	21	19	71	13	12	8	6	1	-7

Technical Fouls: NONE

New Mexico - 78		Record: 9-3													Shooting By Period		
NO.	Name	Min	FG	3P	FT	Rebounds	Fouls	TP	AS	TO	ST	Blocks	+/-	1 <sup>st</sup>	2 <sup>nd</sup>	3 <sup>rd</sup>	4 <sup>th</sup>
			M/A	M/A	M/A	OR	DR	PF	FD			BS	BA	FG%	FG%	FG%	FG%
8	Filip Borovicancin	F 33:08	1-6	0-1	0-0	5	4	9	3	1	2	0	1	0	0	1	7
22	Mustapha Amzil	F 33:58	5-12	0-2	5-7	2	6	8	0	4	15	0	0	1	0	1	18
23	Nelly Joseph	F 31:24	5-11	0-0	5-8	6	5	11	2	6	15	1	4	2	1	1	11
0	CJ Nolan	G 16:30	0-2	0-2	0-0	0	3	3	5	0	0	1	1	0	0	0	6
2	Donovan Dent	G 38:52	14-26	2-4	10-11	0	5	5	1	6	40	4	3	1	0	1	13
1	Braden Appelhans	G 16:35	1-2	1-1	1-2	0	1	1	5	1	4	0	1	0	0	0	-4
4	Kayde Dotson	G 14:55	1-4	0-1	0-0	0	3	3	0	2	2	0	1	2	0	2	-1
6	Atiki Ally Atiki	G 08:36	0-1	0-0	0-2	0	0	0	2	1	0	0	0	1	0	0	-4
24	Jovan Milicevic	G 06:02	0-0	0-0	0-0	0	1	1	1	0	0	0	0	0	0	0	-6
Team						3	3	6	0	0	0						
<b>Totals</b>			27:64	3-11	21-30	16	31	47	19	21	78	6	11	7	1	6	7

Technical Fouls: NONE

	VCU	UNM	Points from	VCU	UNM	Period by Period Scoring			
Biggest lead	1 (1 <sup>st</sup> 12:20)	15 (2 <sup>nd</sup> 15:43)	Turnovers	8	15	1st	2nd	TOT	
Best Scoring Run	6 (1 <sup>st</sup> 12:20)	8 (2 <sup>nd</sup> 19:40)	Paint	26	44	VCU	30	41	71
Lead Changes	2		Second Chance	8	16	UNM	37	41	78
Times Tied	0		Fast Breaks	12	11				
Time with Lead	01:09	38:22	Bench	26	6				

Game Notes: Flagrant 1 #1 UNM 10:3 2nd half

## GAME #13

## GAME #14

## GAME #15

# VCU SPECIALTY STATISTICS

Opponent	---- VCU Points Off ----					Lead		W/L	Score	Leads overcome
	T/O	2ndCh	Paint	FastB	Bench	Ties	Changes			
BELLARMINE	16	18	28	8	16	1	0	W	84-65	Never trailed
Boston College	24	9	28	14	11	1	0	W	80-55	Never trailed
MERRIMACK	16	0	24	8	14	0	3	W	63-42	trailed by 3, 18:49-1st
LOYOLA (MD)	21	17	42	17	10	2	5	W	83-57	trailed by 6, 17:12-1st
Seton Hall	18	4	24	10	23	9	14	L	66-69 (ot)	Lost by 3
Nevada	20	18	16	4	22	4	9	L	61-64	Lost by 3
Miami (Fla.)	9	11	28	12	22	1	0	W	77-70	Never trailed
ELIZABETH CITY ST.	20	26	40	17	51	0	0	W	103-58	Never trailed
GEORGIA SOUTHERN	15	15	22	10	32	2	2	W	89-54	trailed by 5, 14:11-1st
PENN	13	20	34	5	8	2	1	W	66-47	trailed by 2, 19:18-1st
Colorado State at New Mexico	12	10	26	7	14	9	9	W	76-68	trailed by 5, 17:24-1st
	8	8	26	12	26	0	2	L	71-78	Lost by 7
<b>Total</b>	<b>192</b>	<b>156</b>	<b>342</b>	<b>124</b>	<b>247</b>					<b>Largest deficit overcome - 6</b>
<b>Average</b>	<b>16.0</b>	<b>13.0</b>	<b>28.5</b>	<b>10.3</b>	<b>20.6</b>					<b>Double-digit deficits overcome: 0</b>

# VCU GAME-BY-GAME

Opponent	Date	Score	W	Total		3-Pointers		Free throws		Rebounds										
				FG-FGA	PCT	3FG-3FGA	PCT	FT-FTA	PCT	OFF	DEF	TOT	AVG	PF	A	TO	BLK	STL	PTS	AVG
Bellarmine	11/04/2024	84-65	W	29-55	.527	15-29	.517	11-17	.647	12	21	33	33.0	17	20	16	10	7	84	84.0
vs Boston College	11/08/2024	80-55	W	26-60	.433	8-27	.296	20-29	.690	14	32	46	39.5	21	14	12	5	7	80	82.0
Merrimack	11/13/2024	63-42	W	19-50	.380	5-24	.208	20-27	.741	9	29	38	39.0	22	16	17	5	15	63	75.7
Loyola Maryland	11/16/2024	83-57	W	30-61	.492	8-26	.308	15-22	.682	12	30	42	39.8	21	19	11	6	12	83	77.5
vs Seton Hall	11/21/2024	66-69	Lot	22-60	.367	9-37	.243	13-18	.722	7	23	30	37.8	24	11	15	5	7	66	75.2
vs Nevada	11/22/2024	61-64	L	20-51	.392	10-31	.323	11-14	.786	9	21	30	36.5	21	12	11	4	7	61	72.8
vs Miami (FL)	11/24/2024	77-70	W	28-55	.509	10-28	.357	11-15	.733	10	24	34	36.1	19	15	11	6	5	77	73.4
Elizabeth City St.	11/29/2024	103-58	W	34-68	.500	11-37	.297	24-33	.727	19	32	51	38.0	20	18	14	7	4	103	77.1
Ga. Southern	12/04/2024	89-54	W	25-54	.463	12-32	.375	27-34	.794	13	28	41	38.3	14	18	12	6	6	89	78.4
Penn	12/09/2024	66-47	W	26-67	.388	6-25	.240	8-11	.727	18	27	45	39.0	11	12	10	5	7	66	77.2
vs Colorado St.	12/14/2024	76-68	W	25-57	.439	11-30	.367	15-25	.600	12	20	32	38.4	13	14	9	5	8	76	77.1
at New Mexico	12/18/2024	71-78	L	24-57	.421	10-31	.323	13-24	.542	7	26	33	37.9	21	13	12	6	8	71	76.6
<b>Total</b>		<b>919</b>		<b>308-695</b>	<b>.443</b>	<b>115-357</b>	<b>.322</b>	<b>188-269</b>	<b>.699</b>	<b>142</b>	<b>313</b>	<b>455</b>	<b>37.9</b>	<b>224</b>	<b>182</b>	<b>150</b>	<b>70</b>	<b>93</b>	<b>919</b>	<b>76.6</b>
Opponents		727		250-659	.379	56-199	.281	171-248	.690	133	287	420	35.0	228	108	185	19	82	727	60.6

## VCU Averages

Games Played	Points/game	FG Pct	3FG Pct	FT Pct	Rebounds/game	Assists/game	Turnovers/game	Assist/Turnover ratio	Steals/game	Blocks/game
12	76.6	44.3	32.2	69.9	37.9	15.2	12.5	1.2	7.8	5.8

# OPPONENT GAME-BY-GAME

Opponent	Date	Score	W	Total		3-Pointers		Free throws		Rebounds										
				FG-FGA	PCT	3FG-3FGA	PCT	FT-FTA	PCT	OFF	DEF	TOT	AVG	PF	A	TO	BLK	STL	PTS	AVG
Bellarmine	11/04/2024	84-65	W	26-56	.464	4-13	.308	9-13	.692	12	18	30	30.0	23	8	16	1	10	65	65.0
vs Boston College	11/08/2024	80-55	W	17-58	.293	2-11	.182	19-29	.655	17	24	41	35.5	22	4	17	6	6	55	60.0
Merrimack	11/13/2024	63-42	W	12-43	.279	1-19	.053	17-24	.708	5	25	30	33.7	20	3	22	3	10	42	54.0
Loyola Maryland	11/16/2024	83-57	W	19-57	.333	7-19	.368	12-19	.632	10	23	33	33.5	17	10	17	0	8	57	54.8
vs Seton Hall	11/21/2024	66-69	Lot	23-55	.418	7-12	.583	16-25	.640	10	34	44	35.6	19	9	18	2	4	69	57.6
vs Nevada	11/22/2024	61-64	L	21-44	.477	7-13	.538	15-26	.577	8	24	32	35.0	15	12	13	1	6	64	58.7
vs Miami (FL)	11/24/2024	77-70	W	24-60	.400	6-23	.261	16-19	.842	14	20	34	34.9	14	13	9	0	6	70	60.3
Elizabeth City St.	11/29/2024	103-58	W	19-61	.311	3-15	.200	17-26	.654	15	19	34	34.8	22	14	17	0	7	58	60.0
Ga. Southern	12/04/2024	89-54	W	18-60	.300	6-21	.286	12-17	.706	15	21	36	34.9	25	9	14	2	8	54	59.3
Penn	12/09/2024	66-47	W	18-50	.360	5-27	.185	6-7	.857	5	24	29	34.3	14	9	16	0	7	47	58.1
vs Colorado St.	12/14/2024	76-68	W	26-51	.510	5-15	.333	11-13	.846	6	24	30	33.9	18	11	15	3	3	68	59.0
at New Mexico	12/18/2024	71-78	L	27-64	.422	3-11	.273	21-30	.700	16	31	47	35.0	19	6	11	1	7	78	60.6
<b>Total</b>		<b>727</b>		<b>250-659</b>	<b>.379</b>	<b>56-199</b>	<b>.281</b>	<b>171-248</b>	<b>.690</b>	<b>142</b>	<b>313</b>	<b>420</b>	<b>35.0</b>	<b>228</b>	<b>108</b>	<b>185</b>	<b>19</b>	<b>82</b>	<b>727</b>	<b>60.6</b>
VCU		919		308-695	.443	115-357	.322	188-269	.699	142	313	455	37.9	224	182	150	70	93	919	76.6

## Opponents Averages

Games Played	Points/game	FG Pct	3FG Pct	FT Pct	Rebounds/game	Assists/game	Turnovers/game	Assist/Turnover ratio	Steals/game	Blocks/game
12	60.6	37.9	28.1	69.0	35.0	9.0	15.4	0.6	6.8	1.6

# SINGLE-GAME HIGHS

## VCU TEAM HIGHS

### VCU - Game Highs

<b>POINTS</b>	103	Elizabeth City St. (11/29/2024)
	89	Ga. Southern (12/04/2024)
	84	Bellarmine (11/04/2024)
	83	Loyola Maryland (11/16/2024)
	80	vs Boston College (N) (11/08/2024)
<b>FIELD GOALS MADE</b>	34	Elizabeth City St. (11/29/2024)
	30	Loyola Maryland (11/16/2024)
<b>FIELD GOAL ATTEMPTS</b>	68	Elizabeth City St. (11/29/2024)
	67	Penn (12/09/2024)
<b>FIELD GOAL PERCENTAGE</b>	.527 (29-55)	Bellarmine (11/04/2024)
	.509 (28-55)	vs Miami (FL) (N) (11/24/2024)
<b>3 PT FG MADE</b>	15	Bellarmine (11/04/2024)
	12	Ga. Southern (12/04/2024)
<b>3 PT FG ATTEMPTS</b>	37	Elizabeth City St. (11/29/2024)
	37	vs Seton Hall (N) (11/21/2024)
<b>3 PT FG PERCENTAGE</b>	.517 (15-29)	Bellarmine (11/04/2024)
	.375 (12-32)	Ga. Southern (12/04/2024)
<b>FREE THROWS MADE</b>	27	Ga. Southern (12/04/2024)
	24	Elizabeth City St. (11/29/2024)
<b>FREE THROW ATTEMPTS</b>	34	Ga. Southern (12/04/2024)
	33	Elizabeth City St. (11/29/2024)
<b>FREE THROW PERCENTAGE</b>	.794 (27-34)	Ga. Southern (12/04/2024)
	.786 (11-14)	vs Nevada (N) (11/22/2024)
<b>REBOUNDS</b>	51	Elizabeth City St. (11/29/2024)
	46	vs Boston College (N) (11/08/2024)
<b>ASSISTS</b>	20	Bellarmine (11/04/2024)
	19	Loyola Maryland (11/16/2024)
<b>STEALS</b>	15	Merrimack (11/13/2024)
	12	Loyola Maryland (11/16/2024)
<b>BLOCKED SHOTS</b>	10	Bellarmine (11/04/2024)
	7	Elizabeth City St. (11/29/2024)
<b>TURNOVERS</b>	17	Merrimack (11/13/2024)
	16	Bellarmine (11/04/2024)
<b>FOULS</b>	24	vs Seton Hall (N) (11/21/2024)
	22	Merrimack (11/13/2024)

## OPPOSING TEAM HIGHS

### Opponent - Game Highs

<b>POINTS</b>	78	at New Mexico (12/18/2024)
	70	vs Miami (FL) (N) (11/24/2024)
	69	vs Seton Hall (N) (11/21/2024)
	68	vs Colorado St. (N) (12/14/2024)
	65	Bellarmine (11/04/2024)
<b>FIELD GOALS MADE</b>	27	at New Mexico (12/18/2024)
	26	vs Colorado St. (N) (12/14/2024)
	26	Bellarmine (11/04/2024)
<b>FIELD GOAL ATTEMPTS</b>	64	at New Mexico (12/18/2024)
	61	Elizabeth City St. (11/29/2024)
<b>FIELD GOAL PERCENTAGE</b>	.510 (26-51)	vs Colorado St. (N) (12/14/2024)
	.477 (21-44)	vs Nevada (N) (11/22/2024)
<b>3 PT FG MADE</b>	7	vs Nevada (N) (11/22/2024)
	7	vs Seton Hall (N) (11/21/2024)
	7	Loyola Maryland (11/16/2024)
<b>3 PT FG ATTEMPTS</b>	27	Penn (12/09/2024)
	23	vs Miami (FL) (N) (11/24/2024)
<b>3 PT FG PERCENTAGE</b>	.583 (7-12)	vs Seton Hall (N) (11/21/2024)
	.538 (7-13)	vs Nevada (N) (11/22/2024)
<b>FREE THROWS MADE</b>	21	at New Mexico (12/18/2024)
	19	vs Boston College (N) (11/08/2024)
<b>FREE THROW ATTEMPTS</b>	30	at New Mexico (12/18/2024)
	29	vs Boston College (N) (11/08/2024)
<b>FREE THROW PERCENTAGE</b>	.857 (6-7)	Penn (12/09/2024)
	.846 (11-13)	vs Colorado St. (N) (12/14/2024)
<b>REBOUNDS</b>	47	at New Mexico (12/18/2024)
	44	vs Seton Hall (N) (11/21/2024)
<b>ASSISTS</b>	14	Elizabeth City St. (11/29/2024)
	13	vs Miami (FL) (N) (11/24/2024)
<b>STEALS</b>	10	Merrimack (11/13/2024)
	10	Bellarmine (11/04/2024)
<b>BLOCKED SHOTS</b>	6	vs Boston College (N) (11/08/2024)
	3	vs Colorado St. (N) (12/14/2024)
	3	Merrimack (11/13/2024)
<b>TURNOVERS</b>	22	Merrimack (11/13/2024)
	18	vs Seton Hall (N) (11/21/2024)
<b>FOULS</b>	25	Ga. Southern (12/04/2024)
	23	Bellarmine (11/04/2024)

## VCU PLAYER HIGHS

### VCU - Individual Game Highs

<b>POINTS</b>	29	Max Shulga vs Ga. Southern (12/04/2024)
	25	Joe Bamisile vs Colorado St. (N) (12/14/2024)
	25	Jack Clark vs Loyola Maryland (11/16/2024)
	23	Joe Bamisile vs Penn (12/09/2024)
	22	Joe Bamisile vs Miami (FL) (N) (11/24/2024)
	22	Joe Bamisile vs Loyola Maryland (11/16/2024)
<b>FIELD GOALS MADE</b>	9	Joe Bamisile vs Penn (12/09/2024)
	9	Joe Bamisile vs Miami (FL) (N) (11/24/2024)
	9	Jack Clark vs Loyola Maryland (11/16/2024)
<b>FIELD GOAL ATTEMPTS</b>	23	Joe Bamisile vs Penn (12/09/2024)
	19	Joe Bamisile vs Seton Hall (N) (11/21/2024)
<b>FIELD GOAL PERCENTAGE (min 5 made)</b>	1.000 (6-6)	Max Shulga vs Bellarmine (11/04/2024)
	.818 (9-11)	Jack Clark vs Loyola Maryland (11/16/2024)
<b>3 PT FG MADE</b>	6	Max Shulga vs Ga. Southern (12/04/2024)
	5	Phillip Russell vs Bellarmine (11/04/2024)
<b>3 PT FG ATTEMPTS</b>	13	Joe Bamisile vs Seton Hall (N) (11/21/2024)
	10	Joe Bamisile vs Miami (FL) (N) (11/24/2024)
<b>3 PT FG PERCENTAGE (min 2 made)</b>	1.000 (4-4)	Max Shulga vs Bellarmine (11/04/2024)
	.800 (4-5)	Alphonzo Billups III vs Ga. Southern (12/04/2024)
<b>FREE THROWS MADE</b>	9	Max Shulga vs Ga. Southern (12/04/2024)
	8	Phillip Russell vs Ga. Southern (12/04/2024)
	8	Max Shulga vs Elizabeth City St. (11/29/2024)
	8	Max Shulga vs Seton Hall (N) (11/21/2024)
	8	Phillip Russell vs Boston College (N) (11/08/2024)
<b>FREE THROW ATTEMPTS</b>	12	Max Shulga vs Ga. Southern (12/04/2024)
	12	Phillip Russell vs Boston College (N) (11/08/2024)
<b>FREE THROW PERCENTAGE (min 3 made)</b>	1.000 (8-8)	Phillip Russell vs Ga. Southern (12/04/2024)
	1.000 (4-4)	Zeb Jackson vs Elizabeth City St. (11/29/2024)
	1.000 (4-4)	Terrence Hill Jr. vs Elizabeth City St. (11/29/2024)
	1.000 (4-4)	Zeb Jackson vs Nevada (N) (11/22/2024)
	1.000 (4-4)	Zeb Jackson vs Seton Hall (N) (11/21/2024)
<b>REBOUNDS</b>	11	Joe Bamisile vs Penn (12/09/2024)
	10	Max Shulga vs Colorado St. (N) (12/14/2024)
	10	Jack Clark vs Penn (12/09/2024)
	10	Max Shulga vs Loyola Maryland (11/16/2024)
	10	Max Shulga vs Boston College (N) (11/08/2024)
	10	Michael Belle vs Bellarmine (11/04/2024)
<b>ASSISTS</b>	9	Max Shulga vs Miami (FL) (N) (11/24/2024)
	7	Phillip Russell vs Penn (12/09/2024)
	7	Max Shulga vs Loyola Maryland (11/16/2024)
<b>STEALS</b>	5	Max Shulga vs Loyola Maryland (11/16/2024)
	4	Max Shulga vs Nevada (N) (11/22/2024)
	4	Max Shulga vs Merrimack (11/13/2024)
	4	Brandon Jennings vs Merrimack (11/13/2024)
<b>BLOCKED SHOTS</b>	5	Luke Bamgboye vs Ga. Southern (12/04/2024)
	4	Christian Fermin vs Elizabeth City St. (11/29/2024)
	4	Luke Bamgboye vs Miami (FL) (N) (11/24/2024)
<b>TURNOVERS</b>	5	Joe Bamisile vs Merrimack (11/13/2024)
	4	Max Shulga vs Miami (FL) (N) (11/24/2024)
	4	Joe Bamisile vs Seton Hall (N) (11/21/2024)
	4	Joe Bamisile vs Boston College (N) (11/08/2024)
<b>FOULS</b>	5	Christian Fermin vs Miami (FL) (N) (11/24/2024)
	5	Christian Fermin vs Nevada (N) (11/22/2024)
	5	Phillip Russell vs Seton Hall (N) (11/21/2024)
	5	Jack Clark vs Merrimack (11/13/2024)

## OPPOSING PLAYER HIGHS

### Opponent - Individual Game Highs

<b>POINTS</b>	40	Donovan Dent at New Mexico (12/18/2024)
	22	Chaunce Jenkins vs Seton Hall (N) (11/21/2024)
	19	Adam Clark vs Merrimack (11/13/2024)
	17	Donald Hand Jr. vs Boston College (N) (11/08/2024)
	16	Sean Trumper vs Merrimack (11/13/2024)
<b>FIELD GOALS MADE</b>	14	Donovan Dent at New Mexico (12/18/2024)
	7	Adam Clark vs Merrimack (11/13/2024)
	7	Ben Johnson vs Bellarmine (11/04/2024)
<b>FIELD GOAL ATTEMPTS</b>	26	Donovan Dent at New Mexico (12/18/2024)
	16	Adam Clark vs Merrimack (11/13/2024)
<b>FIELD GOAL PERCENTAGE (min 5 made)</b>	.833 (5-6)	Lynn Kidd vs Miami (FL) (N) (11/24/2024)
	.750 (6-8)	Keshawn Williams vs Colorado St. (N) (12/14/2024)
<b>3 PT FG MADE</b>	3	David Tubek vs Seton Hall (N) (11/21/2024)
	2	Donovan Dent at New Mexico (12/18/2024)
	2	Ethan Roberts vs Penn (12/09/2024)
	2	Eugene Brown III vs Ga. Southern (12/04/2024)
	2	Eren Banks vs Ga. Southern (12/04/2024)
	2	Bradley Douglas vs Ga. Southern (12/04/2024)
	2	Nijel Pack vs Miami (FL) (N) (11/24/2024)
	2	Jalen Blackmon vs Miami (FL) (N) (11/24/2024)
	2	Xavier DuSelle vs Nevada (N) (11/22/2024)
	2	Tyson Commander vs Loyola Maryland (11/16/2024)
	2	Jack Karasinski vs Bellarmine (11/04/2024)
<b>3 PT FG ATTEMPTS</b>	10	Devon Savage vs Merrimack (11/13/2024)
	6	Michael Zannoni vs Penn (12/09/2024)
	6	Ethan Roberts vs Penn (12/09/2024)
	6	Bradley Douglas vs Ga. Southern (12/04/2024)
<b>3 PT FG PERCENTAGE (min 2 made)</b>	1.000 (3-3)	David Tubek vs Seton Hall (N) (11/21/2024)
	1.000 (2-2)	Tyson Commander vs Loyola Maryland (11/16/2024)
<b>FREE THROWS MADE</b>	10	Donovan Dent at New Mexico (12/18/2024)
	10	Sean Trumper vs Merrimack (11/13/2024)
<b>FREE THROW ATTEMPTS</b>	13	Sean Trumper vs Merrimack (11/13/2024)
	11	Donovan Dent at New Mexico (12/18/2024)
	11	Chaunce Jenkins vs Seton Hall (N) (11/21/2024)
<b>FREE THROW PERCENTAGE (min 3 made)</b>	1.000 (4-4)	Lynn Kidd vs Miami (FL) (N) (11/24/2024)
	.909 (10-11)	Donovan Dent at New Mexico (12/18/2024)
<b>REBOUNDS</b>	12	Brandon Johnson vs Miami (FL) (N) (11/24/2024)
	11	Nelly Joseph at New Mexico (12/18/2024)
	11	Roger McFarlane vs Boston College (N) (11/08/2024)
<b>ASSISTS</b>	5	Nick Spinoso vs Penn (12/09/2024)
	4	Donovan Dent at New Mexico (12/18/2024)
	4	Nique Clifford vs Colorado St. (N) (12/14/2024)
	4	Kam Johnson vs Elizabeth City St. (11/29/2024)
	4	Ali Barry vs Elizabeth City St. (11/29/2024)
	4	Kobe Sanders vs Nevada (N) (11/22/2024)
	4	Nick Davidson vs Nevada (N) (11/22/2024)
	4	Garwey Dual vs Seton Hall (N) (11/21/2024)
<b>STEALS</b>	5	Adam Clark vs Merrimack (11/13/2024)
	3	Jacob Theodosiou vs Loyola Maryland (11/16/2024)
<b>BLOCKED SHOTS</b>	3	Chad Venning vs Boston College (N) (11/08/2024)
	2	Bryan Etumnu vs Merrimack (11/13/2024)
	2	Jayden Hastings vs Boston College (N) (11/08/2024)
<b>TURNOVERS</b>	7	Milos Ilic vs Loyola Maryland (11/16/2024)
	6	Adam Clark vs Merrimack (11/13/2024)

# VCU - LAST THREE GAMES

## Game Records

Record	Overall	Home	Away	Neutral
ALL GAMES	2-1	1-0	0-1	1-0
CONFERENCE	0-0	0-0	0-0	0-0
NON-CONFERENCE	2-1	1-0	0-1	1-0

## Score by Periods

Team	1st	2nd	OT	TOT
VCU	99	114	0	213
Opponents	94	99	0	193

## Team Box Score

No.	Player				Total		3-Point		F-Throw		Rebounds											
		GP-GS	MIN	AVG	FG-FGA	FG%	3FG-3FGA	3FG%	FT-FTA	FT%	OFF	DEF	TOT	AVG	PF	DQ	A	TO	BLK	STL	PTS	AVG
22	BAMISILE, Joe	3-3	79:44	26.6	21-50	.420	8-23	.348	10-13	.769	11	13	24	8.0	3	0	5	6	3	4	60	20.0
11	SHULGA, Max	3-3	99:46	33.3	19-35	.543	8-16	.500	8-15	.533	4	14	18	6.0	4	0	6	7	1	6	54	18.0
1	RUSSELL, Phillip	3-3	86:11	28.7	8-27	.296	3-16	.188	9-11	.818	1	5	6	2.0	8	0	10	4	0	3	28	9.3
2	JACKSON, Zeb	2-0	38:35	19.3	5-12	.417	3-8	.375	1-3	.333	0	2	2	1.0	7	0	3	3	0	1	14	7.0
4	CLARK, Jack	3-3	74:08	24.7	4-14	.286	1-8	.125	3-4	.750	5	15	20	6.7	7	0	2	0	2	2	12	4.0
5	BILLUPS III, Alphonzo	3-0	28:22	9.5	4-10	.400	3-9	.333	0-0	.000	0	2	2	0.7	1	0	1	0	0	0	11	3.7
21	FERMIN, Christian	3-2	69:41	23.2	4-7	.571	0-0	.000	1-4	.250	5	4	9	3.0	6	0	2	1	4	1	9	3.0
8	BELLE, Michael	3-0	33:22	11.1	4-8	.500	0-2	.000	0-5	.000	1	6	7	2.3	2	0	5	0	0	0	8	2.7
6	HILL JR., Terrence	3-0	23:43	7.9	2-9	.222	1-4	.250	2-2	1.000	1	1	2	0.7	0	0	2	3	0	3	7	2.3
9	BAMGBOYE, Luke	3-1	40:52	13.6	2-5	.400	0-0	.000	2-2	1.000	2	4	6	2.0	4	0	0	2	5	1	6	2.0
0	JENNINGS, Brandon	3-0	25:36	8.5	2-4	.500	0-0	.000	0-1	.000	1	1	2	0.7	3	0	3	2	1	2	4	1.3
Team											6	6	12									3
<b>Total</b>		<b>3</b>	<b>600</b>		<b>75-181</b>	<b>.414</b>	<b>27-86</b>	<b>.314</b>	<b>36-60</b>	<b>.600</b>	<b>37</b>	<b>73</b>	<b>110</b>	<b>36.7</b>	<b>45</b>	<b>0</b>	<b>39</b>	<b>31</b>	<b>16</b>	<b>23</b>	<b>213</b>	<b>71.0</b>
<b>Opponents</b>		<b>3</b>	<b>600</b>		<b>71-165</b>	<b>.430</b>	<b>13-53</b>	<b>.245</b>	<b>38-50</b>	<b>.760</b>	<b>27</b>	<b>79</b>	<b>106</b>	<b>35.3</b>	<b>51</b>	<b>4</b>	<b>26</b>	<b>42</b>	<b>4</b>	<b>17</b>	<b>193</b>	<b>64.3</b>

## Team Statistics

	VCU	OPP
<b>Scoring</b>	<b>213</b>	<b>193</b>
Points per game	71.0	64.3
Scoring margin	+6.7	-
<b>Field goals-att</b>	<b>75-181</b>	<b>71-165</b>
Field goal pct	.414	.430
<b>3 point fg-att</b>	<b>27-86</b>	<b>13-53</b>
3-point FG pct	.314	.245
3-pt FG made per game	9.0	4.3
<b>Free throws-att</b>	<b>36-60</b>	<b>38-50</b>
Free throw pct	.600	.760
F-Throws made per game	12.0	12.7
<b>Rebounds</b>	<b>110</b>	<b>106</b>
Rebounds per game	36.7	35.3
Rebounding margin	+1.3	-
<b>Assists</b>	<b>39</b>	<b>26</b>
Assists per game	13.0	8.7
<b>Turnovers</b>	<b>31</b>	<b>42</b>
Turnovers per game	10.3	14.0
Turnover margin	+3.7	-
Assist/turnover ratio	1.3	0.6
<b>Steals</b>	<b>23</b>	<b>17</b>
Steals per game	7.7	5.7
<b>Blocks</b>	<b>16</b>	<b>4</b>
Blocks per game	5.3	1.3
<b>Winning streak</b>	<b>0</b>	<b>-</b>
Home win streak	1	-
<b>Attendance</b>	<b>7016</b>	<b>11483</b>
Home games-Avg/Game	1-7016	1-11483
Neutral site-Avg/Game	-	1-0

## Team Results

Date	Opponent		Score	Att.
12/09/2024	Penn	W	66-47	7016
12/14/2024	vs Colorado St.	W	76-68	0
12/18/2024	at New Mexico	L	71-78	11483

# 2024-25 VCU SEASON STATISTICS

## Game Records

Record	Overall	Home	Away	Neutral
ALL GAMES	9-3	6-0	0-1	3-2
CONFERENCE	0-0	0-0	0-0	0-0
NON-CONFERENCE	9-3	6-0	0-1	3-2

## Score by Periods

Team	1st	2nd	OT	TOT
VCU	443	471	5	919
Opponents	337	382	8	727

## Team Box Score

No.	Player				Total		3-Point		F-Throw		Rebounds											
		GP-GS	MIN	AVG	FG-FGA	FG%	3FG-3FGA	3FG%	FT-FTA	FT%	OFF	DEF	TOT	AVG	PF	DQ	A	TO	BLK	STL	PTS	AVG
11	SHULGA, Max	12-12	378:09	31.5	60-117	.513	27-61	.443	55-79	.696	17	57	74	6.2	21	0	41	26	2	24	202	16.8
22	BAMISILE, Joe	12-12	334:46	27.9	75-163	.460	26-85	.306	25-39	.641	22	45	67	5.6	16	0	30	36	9	17	201	16.8
1	RUSSELL, Phillip	12-12	265:00	22.1	36-86	.419	21-58	.362	38-47	.809	9	14	23	1.9	35	1	23	15	0	11	131	10.9
2	JACKSON, Zeb	7-0	148:29	21.2	23-52	.442	13-34	.382	17-21	.810	6	14	20	2.9	13	0	15	9	1	6	76	10.9
4	CLARK, Jack	12-12	314:26	26.2	27-75	.360	10-47	.213	14-20	.700	18	60	78	6.5	27	1	21	12	7	7	78	6.5
21	FERMIN, Christian	12-11	265:16	22.1	25-45	.556	0-0	.000	6-15	.400	18	17	35	2.9	32	2	10	10	18	2	56	4.7
6	HILL JR., Terrence	10-0	95:48	9.6	15-37	.405	6-20	.300	10-10	1.000	2	6	8	0.8	9	0	6	11	0	4	46	4.6
5	BILLUPS III, Alphonzo	10-0	96:56	9.7	15-38	.395	10-29	.345	2-2	1.000	4	12	16	1.6	6	0	5	3	0	4	42	4.2
8	BELLE, Michael	12-0	183:09	15.3	16-35	.457	1-11	.091	7-18	.389	12	34	46	3.8	12	0	15	6	3	4	40	3.3
9	BAMGBOYE, Luke	12-1	152:04	12.7	9-17	.529	0-1	.000	7-8	.875	10	18	28	2.3	25	0	3	6	26	4	25	2.1
0	JENNINGS, Brandon	12-0	184:48	15.4	7-30	.233	1-11	.091	7-10	.700	9	16	25	2.1	26	0	13	10	4	10	22	1.8
7	OKAFOR, Obinnaya	5-0	06:09	1.2	0-0	.000	0-0	.000	0-0	.000	0	2	2	0.4	2	0	0	1	0	0	0	0.0
Team											15	18	33					5				
<b>Total</b>		<b>12</b>	<b>2425</b>		<b>308-695</b>	<b>.443</b>	<b>115-357</b>	<b>.322</b>	<b>188-269</b>	<b>.699</b>	<b>142</b>	<b>313</b>	<b>455</b>	<b>37.9</b>	<b>224</b>	<b>4</b>	<b>182</b>	<b>150</b>	<b>70</b>	<b>93</b>	<b>919</b>	<b>76.6</b>
<b>Opponents</b>		<b>12</b>	<b>2425</b>		<b>250-659</b>	<b>.379</b>	<b>56-199</b>	<b>.281</b>	<b>171-248</b>	<b>.690</b>	<b>133</b>	<b>287</b>	<b>420</b>	<b>35.0</b>	<b>228</b>	<b>6</b>	<b>108</b>	<b>185</b>	<b>19</b>	<b>82</b>	<b>727</b>	<b>60.6</b>

## Team Statistics

	VCU	OPP
<b>Scoring</b>	<b>919</b>	<b>727</b>
Points per game	76.6	60.6
Scoring margin	+16.0	-
<b>Field goals-att</b>	<b>308-695</b>	<b>250-659</b>
Field goal pct	.443	.379
<b>3 point fg-att</b>	<b>115-357</b>	<b>56-199</b>
3-point FG pct	.322	.281
3-pt FG made per game	9.6	4.7
<b>Free throws-att</b>	<b>188-269</b>	<b>171-248</b>
Free throw pct	.699	.690
F-Throws made per game	15.7	14.3
<b>Rebounds</b>	<b>455</b>	<b>420</b>
Rebounds per game	37.9	35.0
Rebounding margin	+2.9	-
<b>Assists</b>	<b>182</b>	<b>108</b>
Assists per game	15.2	9.0
<b>Turnovers</b>	<b>150</b>	<b>185</b>
Turnovers per game	12.5	15.4
Turnover margin	+2.9	-
Assist/turnover ratio	1.2	0.6
<b>Steals</b>	<b>93</b>	<b>82</b>
Steals per game	7.8	6.8
<b>Blocks</b>	<b>70</b>	<b>19</b>
Blocks per game	5.8	1.6
<b>Winning streak</b>	<b>0</b>	<b>-</b>
Home win streak	6	-
<b>Attendance</b>	<b>43734</b>	<b>11483</b>
Home games-Avg/Game	6-7289	1-11483
Neutral site-Avg/Game	-	5-1167

## Team Results

Date	Opponent		Score	Att.
11/04/2024	Bellarmine	W	84-65	7637
11/08/2024	vs Boston College	W	80-55	3010
11/13/2024	Merrimack	W	63-42	7183
11/16/2024	Loyola Maryland	W	83-57	7637
11/21/2024	vs Seton Hall	Lot	66-69	0
11/22/2024	vs Nevada	L	61-64	2823
11/24/2024	vs Miami (FL)	W	77-70	0
11/29/2024	Elizabeth City St.	W	103-58	7637
12/04/2024	Ga. Southern	W	89-54	6624
12/09/2024	Penn	W	66-47	7016
12/14/2024	vs Colorado St.	W	76-68	0
12/18/2024	at New Mexico	L	71-78	11483

# TV/RADIO CHART

## CAREER HIGHS



### 0 Brandon JENNINGS

Fr. • Guard • Richmond, Va. (St. Christopher's)

PPG	1.8	FG%	.233
RPG	2.1	FT%	.778
APG	1.1	3PT%	.091

- Lefthanded, true point guard whose 1,391 points rank third in St. Christopher's history
- Named All-Metro Player of the Year and First Team All-State by the Richmond Times-Dispatch in 2024
- Ranked the No. 35 point guard in the country and the No. 13 player in Virginia per 247sports
- Chose VCU after receiving interest from a long list of schools that included Colorado State, Louisville, Richmond and others
- Led St. Christopher's to a program-record 25 wins while averaging 20.3 ppg, 7.2 rpg & 4 apg in 2023-24
- Major: Business Foundations

<b>POINTS</b>	5 vs. Merrimack (11/13/24)
<b>REBOUNDS</b>	9 vs. Merrimack (11/13/24)
<b>ASSISTS</b>	4 vs. Merrimack (11/13/24)
<b>LAST GAME:</b>	4 pts, 1 reb, 2 ast, 1 stl, 1 blk, 10 min



### 1 Phillip RUSSELL

Gr. • Guard • St. Louis, Mo. (UT-Arlington)

PPG	10.9	FG%	.419
RPG	1.9	FT%	.809
APG	1.9	3PT%	.362

- Transfer from UT-Arlington whose career has also included stops at Saint Louis and Southeast Missouri St.
- Enters 2024-25 season with nearly 1,400 collegiate points and 200 career 3-pointers
- 2024 WAC Sixth Man of the Year; 2024 WAC All-Tournament Team; Averaged 14.9 ppg and 4.4 apg
- Named 2023 All-Ohio Valley Conference First Team while at SEMO; Averaged 18 ppg and 4.3 apg
- Set a SEMO program freshman record with 35 points against SIU-Edwardsville in 2021
- Helped lead SEMO to 2023 WAC Championship; Recorded 15 pts, 10 ast & 5 ast in NCAA First Four game
- Majoring in Interdisciplinary Studies

<b>POINTS</b>	37 - 2x, last vs. Little Rock (2/2/23)
<b>REBOUNDS</b>	10 at SIU-Edwardsville (2/7/22)
<b>ASSISTS</b>	10 - 3x, last vs. Tarleton State (3/15/24)
<b>LAST GAME:</b>	13 pts, 4 reb, 1 ast, 1 stl, 23 min



### 2 Zeb JACKSON

Gr. • Guard • Toledo, Ohio (Michigan)

PPG	10.9	FG%	.442
RPG	2.9	FT%	.810
APG	2.1	3PT%	.382

- Missed first four games of the season with a broken left hand
- Transfer from Michigan enjoyed a breakout 2023-24 season; Set career highs in every statistical category
- Athletic, left-handed guard with a high basketball IQ and outstanding shooting range; Team Co-Captain
- A member of Michigan's 2021 Elite Eight squad and VCU's 2023 A-10 Championship team
- Ranked No. 71 in ESPN's Top 100 of the 2020 Class; 4-star prospect in high school
- Fastest testing Ram in 3/4-court sprint (3.11 seconds) in 2023; Owns a 41.5-inch max vertical leap
- Helped Montverde Academy to a 25-0 record and a Prep National Championship in 2020
- Major: Real Estate certificate; Earned his undergraduate degree in Psychology in May of 2024

<b>POINTS</b>	26 at Dayton (3/8/24)
<b>REBOUNDS</b>	8 - 2x, last vs. Saint Joseph's (3/16/24)
<b>ASSISTS</b>	8 vs. McNeese State (11/6/23)
<b>LAST GAME:</b>	10 pts, 2 reb, 2 ast, 1 stl, 25 min



### 4 Jack CLARK

Gr. • Forward • Cheltenham, Pa. (Clemson)

PPG	6.5	FG%	.360
RPG	6.5	FT%	.700
APG	1.8	3PT%	.213

- Veteran whose career has included stops at La Salle (2018-22), N.C. State (2022-23) & Clemson (2023-24)
- Entering his seventh and final year of collegiate eligibility; Received medical redshirts in 2018-19 & 2019-20
- Helped Clemson to Elite Eight in 2024; Started all four NCAA games & averaged 6.8 ppg & 5.8 rpg
- Has scored more than 1,000 points and grabbed more than 600 rebounds in collegiate career
- Averaged 9.0 ppg and 6.9 rpg, while starting 17 games, at N.C. State in 2022-23; Reached NCAA Tourney
- Was the fourth ranked player in Pennsylvania's class of 2018 prior to signing with La Salle
- Major: Homeland Security graduate certificate

<b>POINTS</b>	30 at Duquesne (3/5/22)
<b>REBOUNDS</b>	13 - 2x, last vs. Saint Joseph's (3/9/22)
<b>ASSISTS</b>	6 vs. Louisville (12/22/22)
<b>LAST GAME:</b>	0 pts, 4 reb, 1 ast, 1 stl, 17 min



### 5 Fats BILLUPS III

R-So. • Guard/Forward • Richmond, Va. (Varina)

PPG	4.2	FG%	.395
RPG	1.6	FT%	1.000
APG	0.5	3PT%	.345

- Enjoyed productive redshirt freshman season after missing all but eight games in 2022-23 with hand injury
- Averaged 4.9 ppg in 27 games off the bench in 2023-24; Shot .403 (27-of-67) from beyond the arc
- Four-star recruit; Was ranked 94th in ESPN's Top 100 in the class of 2022; No. 6 player in VA in 2022 class
- Chose VCU over interest from West Virginia, Texas A&M, Oklahoma State, N.C. State, Pitt and others
- 2022 Virginia Class 4 State Player of the Year; 2022 McDonald's All-America Nominee
- Averaged 15.7 ppg, 6.9 rpg & 2.4 spg to lead Varina to a 25-1 record and a Class 4 State Championship
- Major: Sociology

<b>POINTS</b>	23 vs. Penn State (11/26/23)
<b>REBOUNDS</b>	6 vs. Georgia Southern (12/4/24)
<b>ASSISTS</b>	2 - 3x, last vs. UMES (12/22/23)
<b>LAST GAME:</b>	3 pts, 2 reb, 1 ast, 14 min



### 6 Terrence HILL Jr.

Fr. • Guard • Portland, Ore. (Roosevelt)

PPG	4.6	FG%	.405
RPG	0.8	FT%	1.000
APG	0.6	3PT%	.300

- Rugged combo guard with 3-level scoring ability; Adept at creating drive-&kick opportunities off the dribble
- Chose VCU after interest from Utah State, Colorado, Colorado State, Oregon State, New Mexico and others
- Originally committed to Utah State; Decommited following departure of Coach Danny Sprinkle
- 2024 Portland Interscholastic League Player of the Year; 1st Team All-State, OSAA 6A 1st Team All-Tourney
- Led Roosevelt to a 26-3 record, district title, & appearance in the 6A state championship game in 2023-24
- Averaged 21.9 points, 5.7 rebounds and 4.9 assists per game at Roosevelt as a senior
- Major: Undecided

<b>POINTS</b>	16 vs. Elizabeth City State (11/29/24)
<b>REBOUNDS</b>	2 - 3x, last vs. Penn (12/9/24)
<b>ASSISTS</b>	1 - 5x, last vs. Penn (12/9/24)
<b>LAST GAME:</b>	3 pts, 0 reb, 5 min



### 7 Obi OKAFOR

R-So. • Forward • Hampton, Va. (Bethel)

PPG	0.0	FG%	--
RPG	0.4	FT%	--
BPG	0.0	3PT%	--

- Walk-on. Redshirted 2022-23 season & missed '23-24 campaign with torn ACL; Made collegiate debut 11/8
- One of four current Rams who played on VCU's 2023 Atlantic 10 Conference Championship team
- Talented post player who will add depth down low; Possesses a team-best wingspan of 7-4 1/4
- Was a standout at Bethel HS and the Boo Williams AAU program
- 1st Team All-Penninsula & 2nd Team All-Region as a senior; Set school single-game record with 11 blocks
- Born in Nigeria; Officially became a United States citizen in 2023
- Major: Finance

<b>POINTS</b>	-
<b>REBOUNDS</b>	1 - 2x, last vs. Elizabeth City State (11/29/24)
<b>BLOCKS</b>	-
<b>LAST GAME:</b>	DNP-CD




### 8 Michael BELLE

So. • Guard/Forward • London, England (Strasbourg)

PPG	3.3	FG%	.457
RPG	3.8	FT%	.389
APG	1.3	3PT%	.091

- Started 12 games as a true freshman last season; Averaged 3.2 ppg and 2.7 rpg; Appeared in all 38 games
- Rugged wing who can drive and absorb contact
- He & Fermin have the largest hands on the team (9' length, 10.25" width); Owns a 7-foot-1 wingspan
- Averaged 17.0 ppg, 9.0 rpg, 3.1 apg for Strasbourg's U21 club in 2022-23; Member of U.K. National Team
- Recorded 19 points & 9 rebs for Hoopsfix Elite vs. Bronny James & California Basketball Club in '22 contest
- Hails from the London, England borough of Richmond
- Major: Psychology

<b>POINTS</b>	14 vs. Iowa State (11/23/23)
<b>REBOUNDS</b>	11 vs. Norfolk State (12/1/23)
<b>ASSISTS</b>	3 - 3x, last vs. Colorado State (12/14/24)
<b>LAST GAME:</b>	6 pts, 5 reb, 2 ast, 15 min




### 9 Luke BAMGBOYE

Fr. • Forward • London, England (AZ Compass Prep)

PPG	2.1	FG%	.529
RPG	2.3	FT%	.875
BPG	2.2	3PT%	.000

- Athletic forward with a 7-foot-2 wingspan whose shot-blocking ability provides VCU with rim protection
- Developing perimeter game; Comfortable pulling up from 15-18 feet
- Chose VCU after offers from Cal, Georgia Tech, Houston, Iowa, Maryland, Miami (Fla.), Providence and others
- Played a year at Our Lady of Mount Carmel (Baltimore, Md.) & a year at Bella Vista Prep (Phoenix, Az.)
- Helped AZ Compass Prep to a 20-7 record while averaging 5.2 rebounds and 1.8 blocks per game in '23-24
- BCL All-League Second Team and Defensive Player of the Year (2022)
- Major: Psychology

<b>POINTS</b>	6 - 2x, last vs. Penn (12/9/24)
<b>REBOUNDS</b>	7 vs. Elizabeth City State (11/29/24)
<b>BLOCKS</b>	5 vs. Georgia Southern (12/4/24)
<b>LAST GAME:</b>	0 pts, 2 reb, 3 blk




### 11 Max SHULGA

Sr. • Guard • Kyiv, Ukraine (Utah State)

PPG	16.8	FG%	.515
RPG	6.2	FT%	.696
APG	3.4	3PT%	.443

- 2024 First Team All-Atlantic 10 Conference selection; 2024 Preseason All-Atlantic 10 First Team selection
- Co-Captain and 1,000-point scorer; His 86 three-pointers in 2023-24 rank sixth in VCU single-season history
- Picked 30th on On3.com's list of the top 125 CBB players; Ranked 79th on ESPN's top 100 CBB players list
- Three-level scorer who blossomed in two seasons under Ryan Odom at Utah State
- 2023 Mountain West Honorable Mention pick after averaging 11.9 ppg, 4.5 rpg, 4.0 apg
- Played for his native Ukraine at 2022 FIBA U20 European Championships
- Major: Interdisciplinary Studies

<b>POINTS</b>	29 - 2x, last vs. Georgia Southern (12/4/24)
<b>REBOUNDS</b>	10 - 7x, last vs. Colorado State (12/14/24)
<b>ASSISTS</b>	10 vs. Utah Tech (12/1/22)
<b>LAST GAME:</b>	20 pts, 1 reb, 2 stl, 35 min



### 17 Martin CARRERE

Fr. • G/F • Pontonx-sur-l'Adour, France (Limoges)

PPG	-	FG%	--
RPG	-	FT%	--
APG	-	3PT%	--

- Elite shooter and high-level passer; Expected to redshirt
- Earned valuable experience with pro club Limoges CSP Elite, as well as with France's U18 National Team
- Helped Next Generation Paris U18 Team to an Adidas Next Generation Paris Tournament title in 2024
- Appeared on the French National Team at the U18 FIBA EuroBasket tournament in the summer of 2024 where he averaged 6.7 points per game and shot .419 (13-of-31) from beyond the arc
- Helped Limoges U21 squad to a 21-13 record; Averaged 8.6 points and while shooting .388 from three
- Major: International Studies

<b>POINTS</b>	-
<b>REBOUNDS</b>	-
<b>ASSISTS</b>	-
<b>LAST GAME:</b>	DNP-CD



### 21 Christian FERMIN

Jr. • Forward • Tobyhanna, Pa. (Pocono Mtn. West)

PPG	4.7	FG%	.556
RPG	2.9	FT%	.400
BPG	1.5	3PT%	--

- Team Co-Captain; Started all 38 games for VCU last season; Averaged career best 5.2 ppg, 4.0 rpg, 1.5 bpg
- One of four current Rams to play on VCU's 2023 Atlantic 10 Championship team
- Rated the No. 16 center nationally and No. 2 player in Pa. in his class, according to 247Sports
- Chose VCU over interest from Pitt, Penn State, St. John's, Temple and others
- 2022 Pa. Class 6A 1st Team All-State; Lehigh Valley Co-Player of the Year & Eastern Pa. Conference MVP
- Averaged 21.7 ppg, 14.5 rpg, 4.8 bpg, while shooting 60 percent, as a senior; Scored 43 points in one game
- Major: Interdisciplinary Studies

<b>POINTS</b>	15 vs. St. Bonaventure (1/3/24)
<b>REBOUNDS</b>	14 vs. George Washington (1/6/24)
<b>BLOCKS</b>	5 vs. Samford (11/10/23)
<b>LAST GAME:</b>	0 pts, 2 reb, 2 ast, 1 blk, 21 min



### 22 Joe BAMISILE

Gr. • Guard • Chesterfield, Va. (Oklahoma)

PPG	16.8	FG%	.460
RPG	5.6	FT%	.641
APG	2.5	3PT%	.306

- A-10 Player of the Week (Dec. 16); Reached 1,000 career points on Nov. 4
- 2024 Preseason All-Atlantic 10 Conference Second Team selection; 2024 A-10 All-Tournament Team
- Averaged 13.1 ppg (2nd on the team) last season while shooting .370 (64-of-173) from 3-point range
- Transfer from Oklahoma, who has also spent time at George Washington and Virginia Tech
- Averaged 16.3 ppg for George Washington in 2021-22; Named Third Team All-Atlantic 10
- Rated No. 61 nationally and No. 15 shooting guard in class of 2020 by Rivals
- Launched his own mental health social media app, Maunda, in the offseason
- Major: Master's in Rehabilitation and Mental Health Counseling

<b>POINTS</b>	30 vs. Duquesne (3/2/22)
<b>REBOUNDS</b>	14 vs. UMass Lowell (11/9/21)
<b>ASSISTS</b>	4 vs. Merrimack (11/13/24)
<b>LAST GAME:</b>	12 pts, 4 reb, 2 ast, 2 stl, 1 blk, 25 min