



WOMEN'S BASKETBALL

2021 ATLANTIC 10 TOURNAMENT CHAMPIONS | 10 PROGRAM POSTSEASON APPEARANCES

2021-22 VCU SCHEDULE

OVERALL: 5-5 (0-0) | H: 4-2 | A: 0-2 | N: 1-1

NOVEMBER

N. 12	MIDDLE TENNESSEE	L, 54-46
N. 17	N.C. CENTRAL	W, 66-37
N. 21	OLD DOMINION	W, 71-48
N. 25	WASHINGTON*	W, 60-47
N. 26	NORTH CAROLINA^	L, 72-59

DECEMBER

D. 1	ECU	W, 65-48
D. 5	BOSTON COLLEGE	W, 69-65
D. 8	AT BUFFALO	L, 62-60
D. 12	#17/19 USF	L, 64-57
D. 17	AT STETSON#	L, 64-58
D. 18	TENNESSEE STATE#	CANCELED
D. 22	AT DELAWARE	CANCELED
D. 29	DELAWARE STATE	CANCELED

JANUARY

J. 5	DUQUESNE*	6 P.M.
J. 9	AT SAINT LOUIS*	2 P.M.
J. 12	UMASS*	6 P.M.
J. 15	FORDHAM*	1 P.M.
J. 19	AT DAVIDSON*	7 P.M.
J. 23	SAINT JOSEPH'S*	1 P.M.
J. 26	SAINT LOUIS*	6 P.M.
J. 30	AT RHODE ISLAND*	NOON

FEBRUARY

F. 2	AT RICHMOND*	6 P.M.
F. 4	AT LA SALLE*	TBD
F. 6	GEORGE WASHINGTON*	1 P.M.
F. 13	AT DAYTON*	NOON
F. 16	ST. BONAVENTURE*	6 P.M.
F. 19	AT GEORGE MASON*	3 P.M.
F. 23	AT UMass*	TBD
F. 26	RICHMOND*	1 P.M.
F. 28	AT RHODE ISLAND*	L, 87-68

MARCH

M. 2-6	A-10 TOURNAMENT%	TBD
--------	------------------	-----

^ GOOMBAY SPLASH (BIMINI, BAHAMAS)

# HATTER CLASSIC AT STETSON

\* ATLANTIC 10 CONFERENCE GAME

% CHASE FIELDHOUSE IN WILMINGTON, DEL.

ALL GAMES ARE LISTED IN EASTERN STANDARD TIME (EST)

GAME 11

VCU VS. DUQUESNE | 6 P.M. | STUART C. SIEGEL CENTER | RICHMOND, VA.



5-5 // 0-0 A-10

VCU

HEAD COACH: BETH O'BOYLE  
RECORD AT VCU: 127-99 // 8TH YEAR  
OVERALL RECORD: 220-182 // 14TH YEAR

JANUARY 5, 2021  
BROADCAST INFORMATION  
ESPN+  
PXP: JOE DECK  
COLOR: DEMETRIUS MEANS



5-8 // 0-1 A-10

DUQUESNE

HEAD COACH: DAN BURT  
RECORD AT STETSON: 163-97 // 9TH YEAR  
OVERALL RECORD: SAME // SAME

VS

VCU TALKING POINTS

- VCU is play its first game since a short-handed 64-58 loss at Stetson on Dec. 17 due to COVID-19 health and safety protocols
- Four of VCU's five losses have come to top 61 NET ranked teams with losses to Middle Tennessee (No. 52), UNC (No. 3), Buffalo (No. 61) and South Florida (No. 37)
- All of VCU's five losses are by an average of just 7.2 points and all by 13 points or less
- VCU played without Taya Robinson and Chloe Bloom during the Stetson game, VCU's leading scorer and rebounder
- The Hatters used a 17-4 run to start the third quarter to take the lead and held off the Rams down the stretch. Sarah Te-Biasu tied her career-high with 19 points on 7-of-15 shooting in the contest
- Taya Robinson has been VCU's leading scorer at 14.8 ppg and has scored 14 or more points in each of her last six games, averaging 17.2 ppg and 4.7 rebounds while shooting 44.7 percent from the floor
- Chloe Bloom emerged as one of VCU's top players late last season and continued her run of form into this season. Bloom has scored in double figures in 13 of her last 22 games dating to last season after not having ever hit that mark to that point. She leads the team in rebounding at 6.1 per game after the injury to Mykel Parham while also averaging 9.5 ppg
- Janika Griffith-Wallace has moved into a starting role this season and is fourth on the team in scoring at 9.3 ppg while also leading the team at 2.6 steals per game, good for 45th nationally
- VCU was picked fourth in the A-10 Preseason Poll, tied with Saint Louis, and recieved one first place vote
- VCU won its first ever conference tournament title last season by beating UMass 81-69 on March 14 on its home floor at the Stuart C. Siegel Center on March 14, 2021
- The Rams earned just their second NCAA Tournament bid and first since an at-large bid in 2009. The Rams were a No. 13 seed and fell to No. 4 seed Indiana, an eventual Elite Eight participant, in the first round
- Taya Robinson was named the Atlantic 10 Tournament's Most Outstanding Player and freshman guard Sarah Te-Biasu was named to the All-Tournament Team alongside Robinson
- Taya Robinson was named to the All-Atlantic 10 First Team last season for the first time in her career while being named to the All-Defensive Team for the third consecutive season. She averaged a team-high and career-best 14.6 ppg along with 6.0 rebounds
- VCU struggled with injuries last season and had only two players who played in all 27 games. The Rams have had multiple student-athletes miss time due to injury (Keowa Walters & Mykel Parham)

ABOUT THE MATCHUP WITH DUQUESNE

- VCU snapped an eight-game losing streak to Duquesne last year as the Rams won 68-63 in overtime at a game played at La Roche while Duquesne's arena underwent a renovation
- The Rams are just 3-11 all-time against Duquesne with only two meetings happening prior to VCU joining the Atlantic 10 in 2012-13
- The Dukes were picked to finish 9th in the A-10 Preseason Coaches Poll
- Duquesne is coming off an 82-76 loss at Richmond on Jan. 1 and have played just once since Dec. 21
- The Dukes didn't place anyone on any of the All-Atlantic 10 Preseason Teams
- VCU has never beaten Duquesne inside the Stuart C. Siegel Center, winning the only home matchup in Richmond during the 1990-91 season
- The Dukes are led by Fatou Pouye who averages 13.6 ppg and 4.5 rpg. Tess Myers is the other Duquesne player averaging double figures at 11.5 ppg along with 3.2 rpg.



## // KEY STORYLINES //

### GOT A HANDFUL

VCU returns five of its top seven scorers from a season ago including leading scorer and All-Atlantic 10 First Team selection Taya Robinson (14.3 ppg).

Also returning is third-leading scorer and All-Atlantic 10 Rookie Team member Sarah Te-Biasu (10.8 ppg), Janika Griffith-Wallace (7.0 ppg), Madison Hattix-Covington (6.8 ppg) and Chloe Bloom (6.1 ppg).

### THE UPPER CLASS

VCU has four upperclassman who have played in at least 73 Division I games overall during their career and five who have played at least 49 games.

Taya Robinson: 118 career games, 114 starts  
Madison Hattix-Covington: 103 games, 33 starts  
Janika Griffith-Wallace: 92 games, 50 starts\*  
Keowa Walters: 74 games, 3 starts\*  
Mykel Parham: 49 games, 22 starts\*

\*Transfer who has played games at previous institutions

### NOTHIN' BUT NET

VCU is currently No. 70 in the NET rankings. The Rams hold two NET top 100 wins against Boston College (No.50) and Washington (No. 96).

VCU is 2-0 against NET 51-100 rankings and 3-1 against NET 101+. The Rams are 3-4 overall against the top 100.

Four of VCU's five losses are to top 50 teams in UNC (No. 3), Middle Tennessee (No. 52) and Buffalo (No. 61) USF (No. 37).

VCU's averaging opponent success is 32nd with the average opponent NET ranking ranking 13th nationally. VCU's non-conference strength of schedule is also 32nd nationally.

The Atlantic 10 has six schools in the top 100 of the initial NET rankings and seven in the top 110.

### DEFENSE WINS CHAMPIONSHIPS

VCU has posted top 35 defenses nationally in two of the past three seasons. This year, the Rams rank 48th in scoring defense (56.1 ppg), 78th in steals per game (8.8) and 49th in 3-point field goal percentage defense (25.8 percent).

VCU has three-time All-Atlantic 10 Defensive Team member Taya Robinson. Robinson is often tasked with guarding the opposition's best guard.

### TERA-FFIC ENDING

Tera Reed departed VCU after four seasons as one of the most decorated players in school history.

She finished her career 8th all-time at VCU in scoring at 1,466 points, 9th in scoring average at 13.2 ppg, 2nd in all-time free throws made, 5th in all-time free throw percentage, 6th in minutes played and 7th in career starts.

She was named to the All-Atlantic 10 First Team her sophomore and junior seasons after being named to the All-Atlantic 10 Preseason First Team. She was also an All-Rookie Team selection as a freshman in 2017-18. She was named to the All-Atlantic 10 Third Team last season.

Reed, in 2016-17, became the first freshman to lead the program in scoring since Quanitra Hollingsworth in 2005-06.

### SERVE THE TE

Sarah Te-Biasu was named to the All-Atlantic 10 Rookie Team as a freshman and to the A-10 All-Tournament Team. She was one of two VCU players who played in every game.

Te-Biasu is VCU's primary ball handler and also ranks 116th nationally in steals per game (2.22) while being second on the team in scoring 10.9 ppg.

Last year she earned A-10 Rookie of the Week Honors the week of her collegiate debut (11/30). The talented freshman point guard from Montreal last season averaged 10.8 ppg, 3.4 rebounds and 2.7 apg while shooting 37.9% from 3-point range and 39.8% from the field overall.

Te-Biasu is a native speaker of French with English as her second language.

### NO EXES IN TEXAS, JUST SOME RAMS

VCU has two players who call the state of Texas home in Madison Hattix-Covington and Camila Contreras. Madison is from Killeen, Texas and just 146 miles from San Antonio. Camaila is from Sorocco, Texas outside of El Paso.

### STOLEN GOODS

VCU ranks 78th nationally in steals per game at 9.8 and second the A-10. Two VCU players ranked in the top 150 nationally in steals per game with Janika Griffith-Wallace at 45th (2.9) and Sarah Te-Biasu at 134th (2.10).

The Rams ranked 70th nationally in total steals with 210 and second in the A-10 a year ago. They also ranked 4th in the A-10 steals per game at 7.8.

### TOP OF THE A-10 FOOD CHAIN

VCU and Dayton are in a constant battle for most regular-season conference wins since 2018-19. VCU has an A-10 record of 36-11 (.766) during that time. The Rams have also have reached three consecutive A-10 title games. VCU is just behind Dayton, who is 37-8 (.822), for best winning percentage. VCU went 13-3 in conference play in 2019-20 after also going 13-3 during 2018-19 season. The Rams went 10-5 last season.

### WRITING ON THE WALL-ACE

Janika Griffith-Wallace is off to a strong start in her second season at VCU and first as a full-time starter. She is fourth on the team in scoring at 9.3 ppg while also leading the team at 2.6 steals per game which is 45th nationally.

A Murray State transfer, Griffith-Wallace has been inserted into the starting lineup with the departure of Tera Reed and her ability to score, her defense and her athleticism have provided a huge lift to the Rams.

### 59 IS MORE THAN FINE

VCU has a remarkable 51-13 record since 2018-19 out of the overall 103 games played during that span when holding teams to 59 points or less. The Rams are 4-1 so far this season after going 9-3 in those games last season while dealing with injuries.

The Rams have held opponents to 59 points or less in 64 of their last 103 games. This means nearly 64 percent of VCU's opponents the last two seasons have scored 59 or less points. VCU went 16-5 in 2019-20 and 22-4 in 2018-19 when holding opponents to 59 points or less.

### READY TO BLOOM

Chloe Bloom emerged as one of VCU's top post players late last season and continued her run of form. Bloom has scored in double figures in 13 of her last 22 games dating to last season after not having ever hit that mark to that point.

She leads the team in rebounding at 6.1 per game after the injury to Mykel Parham and is averaging 9.5 ppg this year.

The Oklahoma transfer averaged 9.8 points and 6.3 rebounds across the last eight games of last season after averaging just 4.5 ppg and 3.2 rebounds until that point while at VCU.



## // KEY STORYLINES //

### ALL IN THE RAMILY

VCU's Taya Robinson, who hails from the Richmond area, was coached by former VCU Men's Basketball standout Bo Jones at Huguenot High School.

Bo Jones, who played from 1998-2001, and averaged 15.2 ppg as a Ram.

### BRINGING IT HOME

VCU had never won a conference tournament title prior to winning it last season. The Rams had been 0-3 all-time in title games, 0-2 in the A-10 and 0-1 in the CAA, before winning last season. Coach O'Boyle and this year's senior class are responsible for three of the school's four all-time title game appearances.

After losing in back-to-back A-10 Title games, VCU won the first conference tournament title in school history over UMass, 81-69. VCU had lost to Dayton 52-48 in 2019 and to Fordham 62-47 in 2018.

### GUNNING FOR THREE

VCU has two players in the top 23 in the A-10 in 3-point percentage. Taya Robinson ranks 10th in the A-10 in 3-point percentage at 38.8 percent and Sarah Te-Biasu is currently 23rd at 34.9 percent.

Last year, VCU had three players ranked in the top 14 of the A-10. Sarah Te-Biasu ranked 9th at 37.9% and 67th nationally, Taya Robinson was 13th last season at 34.8 percent. Janika Griffith-Wallace shot 34.2% from 3-point range, ranking 14th in the A-10.

### GOING GLOBAL

VCU features six student-athletes from three different countries in Australia, Canada and Lithuania. Three of the international players have experience with their national team systems, whether at the youth or senior levels.

#### Australia

Chloe Bloom (youth national team experience)

#### Canada

Janika Griffith-Wallace

Samantha Robinson

Sarah Te-Biasu (youth national team experience)

Keowa Walters

#### Lithuania

Elze Motekaityte (youth national team experience)

### MAKE IT A DOUBLE

Chloe Bloom and Taya Robinson have each recorded three double-doubles during their career.

Bloom has recorded three so far, one this season and the other two coming during last year's A-10 Tournament. Robinson had one last season and three total in her career.

### "ARMY BRAT"

Madison Hattix-Covington, a team captain and the 2019-20 A-10 Sixth Woman of the Year, comes from a military family as both of her parents (Matthew Covington and Tammie Hattix-Covington) each served over 20 years in the Army.

This has inspired Madison as she completed her undergraduate degree in Homeland Security and Emergency Preparedness in three years in May 202 and is currently working on her master's in the same field of study.

Hattix-Covington's parents are both retired and travel to almost every single one of VCU's games, usually in their RV.

Hattix-Covington redshirted her freshman season after suffering an ankle injury in the preseason.

After playing a reserve role as a redshirt freshman, Hattix-Covington elevated her game on her way to being named the A-10 Sixth Woman of the Year in 2019-20 and starting 10 games last season.

### PRESTIGE WORLDWIDE

Multiple Rams have participated for their youth or senior national teams.

Sarah Te-Biasu most recently played in the U19 FIBA World Cup for Canada in 2019 in Thailand.

Elze Motekaityte played in the U16 European Championships for Lithuania in 2017.

Chloe Bloom has appeared for Australia's U17 national team.

### AYE, AYE, CAPTAIN

Taya Robinson, Madison Hattix-Covington and Keowa Walters have been voted team captains by their teammates this season.

Robinson and Hattix-Covington both enter their fifth season in the program after being part of the 2017 recruiting class.

Walters was named a team captain despite not joining VCU until this summer after playing the three previous seasons at Buffalo.

### KEEPING LOW MARGINS

VCU only turned the ball over 13.1 times per game last year, ranking 37th nationally and first in the A-10. VCU ranked 72nd nationally in turnover margin at +2.62 and was fourth in the A-10. The team set a program record for fewest team turnovers in a game last year with just three against George Mason on Jan. 13. VCU is 91st this season in turnover margin. VCU is 108th nationally so far this season in turnover margin (+2.5)

### IN IT TO WIN IT

VCU head coach Beth O'Boyle is second all-time in win's at VCU with 127 and won her 200th overall career game against Saint Mary's in the season opener last year on Nov. 25, 2020. She has a history of turning programs into winners and twice during her career has posted program turnarounds that were in the top 10 nationally, including one at VCU. She has qualified the Rams for the postseason each of the last two seasons\* and three of the last five.

O'Boyle is the only VCU coach to ever win a conference championship, regular season or tournament, and has won them both in two of the past three seasons. This is her first NCAA Tournament appearance as a head coach.

O'Boyle is entering her eighth season with VCU after serving as the head coach at Stony Brook most recently. She is entering her 14th season as a head coach across her stops at Montclair State, Stony Brook and VCU.

\*The Rams earned the A-10 auto qualifier to the WNIT before last season ended early due to COVID-19

### NEEDING AN EXTENSION

Coach O'Boyle signed a two-year extension to her current contract prior to the season beginning.

Her contract is now set to run through the 2025-26 season.

### TURNAROUND JUMPERS

VCU's two most experienced players, Taya Robinson and Madison Hattix-Covington, had their recruiting class begin their careers at VCU by going 7-22 on a roster that was one of the youngest in the country in 2017-18. Hattix-Covington missed the season due to injury but practiced.

After going 7-22, the class has gone 60-33 overall and 36-11 in A-10 play the last three years.

The Rams tied for the nation's largest turnaround in 2018-19 by going 24-10 overall and 13-3 in the A-10, sharing the regular season conference championship. It was the first conference championship in school history.

VCU followed it up in 2019-20 by going 20-12 overall and 13-3 in the A-10, earning the No. 2 seed and advancing to the A-10 Finals.

Last season, VCU won its first conference tournament title in school history and earned the school's second-ever bid to the NCAA Tournament and first since 2009.



## // KEY STORYLINES //

### FRESH FACES

---

VCU has three freshmen on this year's roster:

#### Grace Hutson

---

She enrolled in January but redshirted due to injury. A guard from Christiansburg, Virginia, she attended St. Josephs Central Catholic High School and played AAU for the West Virginia Thunder. She was named the West Virginia Gatorade Player of the Year during the 2019-20 season after she averaged 19.5 points, 4.5 rebounds, 2.6 steals and 1.9 assists last season.

She led her team to a 22-1 record and a No. 24 national ranking in 2019-20 before the remainder of their season was cancelled. Hutson was ranked the No. 43 guard nationally by ESPN and was listed as a 3-star recruit.

#### Adebukola Akomolafe

---

Attended Americas High School in El Paso, Texas and played AAU for Team Fusion. She was named to the TGCA 6A All-State, UIL 6A All-Region I Team and helped lead team to District 1-6A Championship as a senior. Missed junior year due to injury. Averaged 13.9 points and 10 rebounds per game as a sophomore and 5.9 points and 7.6 rebounds per game as a freshman. She is expected to redshirt this season.

#### Skye Robinson

---

A local product from Ruther Glen, Virginia played at TLPS Christian Academy and AAU for Team Loaded. She averaged 12.2 points and 11.7 rebounds per game as a junior last season at TLPS Christian Academy. She is expected to redshirt this season.

### O'CANADA

---

VCU has four Canadians on the roster in Sarah Te-Biasu from Montreal) while the other three (Keowa Wallters, Janika Griffith-Wallace and Samantha Robinson) are from the Toronto area.

Beth O'Boyle spent four seasons as an assistant coach at Canisius in Buffalo, N.Y. under Terry Zeh, a current VCU assistant, who was the head coach for 14 seasons with the Griffins.

# FOR THE RECORD... VCU CAREER NUMBERS

## VCU'S ALL-TIME SCORING LIST

1.	2092	COURTNEY HURT (131 GAMES)	2008-12
2.	1750	KELLY HOOVER (114 GAMES)	1985-89
3.	1604	Q. HOLLINGSWORTH (113 GAMES)	2004-09
4.	1585	BECKY CROW (97 GAMES)	1978-82
5.	1572	KRISTINE AUSTGULEN (109 GAMES)	1999-03
6.	1561	ROBYN PARKS (125 GAMES)	2010-14
7.	1483	ROCHELLE LUCKETT (114 GAMES)	1998-02
8.	1466	TERA REED (111 GAMES)	2017-2021
9.	1423	CYNDY WILKS (113 GAMES)	2000-04
10.	<b>1357*</b>	<b>TAYA ROBINSON (118 GAMES)</b>	<b>2017-PRESENT</b>

## VCU ALL-TIME LEADERS IN COACHING WINS

1.	167	BETH CUNNINGHAM (167-115, .592) - 2003-12
2.	<b>127</b>	<b>BETH O'BOYLE (127-99, .562) - 2014-PRESENT</b>
3.	94	DAVID GLASS (94-105, .472) - 1996-03
4.	67	SUSAN WALVIUS (67-74, .475) - 1990-95
5.	56	MIKE DUNAVANT (56-56, .500) - 1984-88

## VCU'S ALL-TIME CAREER STARTS

1.	123	KEIRA ROBINSON	2013-17
2.	<b>114*</b>	<b>TAYA ROBINSON</b>	<b>2017-PRESENT</b>
3.	113	ROCHELLE LUCKETT	1998-02
4.	109	Q. HOLLINGSWORTH	2004-09
5.	108	KELLY HOOVER	1985-89
	107	RHONDA JACKSON	1985-89
	107	LAKEA JONES	2004-08
7.	106	KRISTINE AUSTGULEN	1999-03
	106	TERA REED	2017-2021
9.	105	ISIS THORPE	2013-17
10.	104	JENNIFER LANE	2008-12
	104	MONA KARLSSON	1995-99

\*DENOTES RECORDS INCLUDING FIFTH YEAR OF ELIGIBILITY BEING USED

## VCU'S ALL-TIME MINUTES PLAYED

1.	3921	KELLY HOOVER	1985-89
2.	3850	LAKEA JONES	2004-08
3.	3745	ROCHELLE LUCKETT	1998-02
4.	3694	COURTNEY HURT	2008-12
5.	3485	KRISTINE AUSTGULEN	1999-03
6.	<b>3476*</b>	<b>TAYA ROBINSON</b>	<b>2017-PRESENT</b>
7.	3449	TERA REED	2017-2021
8.	3446	Q. HOLLINGSWORTH	2004-09
9.	3332	JENNIFER LANE	2008-12
10.	3299	KEIRA ROBINSON	2013-17

\*DENOTES RECORDS INCLUDING FIFTH YEAR OF ELIGIBILITY BEING USED

## 3-POINT FIELD GOALS MADE

1.	223	ISIS THORPE (124 GAMES)	2013-17
2.	196	ANNA PAVLIKHINA (76 GAMES)	1990-93
3.	179	CYNDY WILKS (113 GAMES)	2000-04
4.	<b>150*</b>	<b>TAYA ROBINSON (118 GAMES)</b>	<b>2017-PRESENT</b>
5.	140	JESSICA PELLECHIO (54 GAMES)	2012-14
6.	131	MICHELE COSEL (114 GAMES)	2003-07
7.	118	KITA WALLER (122 GAMES)	2006-10
	118	LA'TAVIA RORIE (111 GAMES)	2006-10
9.	101	MEAGAN EVANS (118 GAMES)	2000-05
10.	91	KEIRA ROBINSON (125 GAMES)	2013-17

## VCU'S ALL-TIME 3-POINT % LEADERS

1.	.388	ANNA PAVLIKHINA (196-505)	1990-93
2.	<b>.372</b>	<b>SARAH TE-BIASU (68-183)</b>	<b>2020-PRESENT</b>
3.	<b>.358*</b>	<b>TAYA ROBINSON (150-419)</b>	<b>2017-PRESENT</b>
4.	.355	D'ANDRA MOSS (76-214)	2006-10
5.	.348	ISIS THORPE (223-641)	2013-17
6.	.343	KITA WALLER (118-344)	2006-10
7.	.341	JESSICA PELLECHIO (140-411)	2012-14
8.	.340	LA'TAVIA RORIE (118-347)	2006-10
	.340	JACINDA ALSTON (51-150)	1993-95
10.	.339	MEGAN EVANS (101-298)	2000-05

## VCU'S ALL-TIME FREE THROW % LEADERS

1.	.852	ANNA PAVLIKHINA (196-230) - 1990-93
2.	.829	LORRAINE ELLISON (175-211) - 1988-90
3.	.817	MARIA GIOVANNETTI (277-339) - 2001-05
4.	.809	LIZ REMUS (262-324) - 1997-01
5.	.806	TERA REED (462-573) - 2017-2021
6.	.800	D'ANDRA MOSS (276-345) - 2006-10
7.	.799	JAN WARNER (131-164) - 1987-91
8.	.784	BETH MOLLERUP (254-324) - 1989-93
9.	<b>.784</b>	<b>M. HATTIX-COVINGTON (156-199) - 2018-PRESENT</b>
10.	.779	KELLY HOOVER (211-271) - 1985-89

## VCU'S ALL-TIME BLOCKED SHOTS

1.	182	DANIELLE HAMMOND	2016-20
2.	176	SVETLANA PANKRATOVA	1992-95
3.	167	K. CESNAVICIUTE	2001-05
4.	162	Q. HOLLINGSWORTH	2004-09
5.	156	MONA KARLSSON	1995-99
6.	107	MELANIE ROYSTER	2011-16
7.	86	COURTNEY HURT	2008-12
8.	77	DAWNITA PRICE	1990-94
9.	67	JENNY HECHT	1985-89
10.	62	CONNIE WATFORD	1979-82
	62	KSENIYA MALASHKA	2018-21
13.	<b>60</b>	<b>TAYA ROBINSON</b>	<b>2017-PRESENT</b>

## BATTING A THOUSAND

TAYA ROBINSON BECAME THE 25TH RAM TO REACH 1,000 CAREER POINTS VS. RICHMOND LAST SEASON. SHE CURRENTLY RANKS 10TH ON VCU'S ALL-TIME SCORING LIST

CURRENT COUNTER  
TAYA ROBINSON 1357 POINTS

# VCU'S NATIONAL/A-10 RANKINGS

Statistic	National Rank	A-10 Rank	Value	National Leader	Value	A-10 Leader	Value
Assist Turnover Ratio	245	12	0.69	Tulsa	1.61	Richmond	1.03
Assists (347 ranked)	325	14	101	DePaul	291	Richmond	234
Assists Per Game	319	12	10.1	DePaul	20.8	Richmond	16.7
Blocked Shots	248	13	28	South Carolina	119	Richmond	90
Blocked Shots Per Game	216	9	2.8	South Carolina	8.5	Richmond	6.4
Defensive Rebounds per Game				Tennessee	33.4	Rhode Island	29.4
<b>Fewest Fouls</b>	<b>79</b>	<b>2</b>	<b>169</b>	<b>Washington</b>	<b>99</b>	<b>St. Bonaventure</b>	<b>165</b>
<b>Fewest Turnovers</b>	<b>37</b>	<b>1</b>	<b>146</b>	<b>UC Riverside</b>	<b>86</b>	<b>VCU</b>	<b>146</b>
Field-Goal Percentage	250	11	38.6	Drake	49.4	Richmond	46.1
Field-Goal Percentage Defense	121	6	38.1	Tennessee	30.2	Rhode Island	34.2
Free Throw Attempts	238	11	166	Troy	368	Massachusetts	269
Free Throws Made	234	11	115	Troy	268	George Mason	180
Free-Throw Percentage	184	9	69.3	Iowa	83.7	La Salle	78.6
Offensive Rebounds per Game				Troy	18.4	Massachusetts	15.4
Personal Fouls Per Game	195	12	16.9	Colorado St.	11.2	Rhode Island	13.9
Rebound Margin	222	13	-1.2	Tennessee	16.6	Massachusetts	12.5
Rebounds	304	14	346	Troy	743	Massachusetts	613
Rebounds Per Game	285	12	34.60	Tennessee	50.43	Massachusetts	43.79
Scoring Defense	48	4	56.1	Georgia Tech	45.7	Rhode Island	52.5
Scoring Margin	146	7	5.0	North Carolina	32.3	Rhode Island	15.5
Scoring Offense	253	11	61.1	DePaul	91.7	Richmond	75.4
Steals	157	4	98	Tennessee St.	186	La Salle	121
<b>Steals Per Game</b>	<b>78</b>	<b>2</b>	<b>9.8</b>	<b>Charleston</b>	<b>14.8</b>	<b>La Salle</b>	<b>10.1</b>
<b>Three Pt FG Defense</b>	<b>49</b>	<b>1</b>	<b>25.8</b>	<b>Lamar University</b>	<b>19.9</b>	<b>VCU</b>	<b>25.8</b>
3-Point FG Attempted				FGCU	450	Richmond	394
3-Point FG Made	224	12	58	Iowa St.	152	Richmond	140
3-Point FG Per Game	181	10	5.8	FGCU	12.0	Richmond	10.0
3-Point Field-Goal Percentage	142	8	31.5	Texas A&M	42.1	Dayton	36.9
<b>Turnover Margin</b>	<b>76</b>	<b>2</b>	<b>3.20</b>	<b>Col. of Charleston</b>	<b>11.82</b>	<b>Fordham</b>	<b>3.75</b>
Turnovers Forced	130	3	17.80	Niagara	26.20	La Salle	19.25
Turnovers Per Game	74	4	14.6	Colorado St.	10.0	Dayton	12.3
Won-Lost Percentage	179	10	50.0	UNC/Colorado/Arizona	100.0	Massachusetts	85.7

## INDIVIDUAL NATIONAL & A-10 STATISTICAL RANKINGS

Statistic	Player	National Rank	A-10 Rank	Value
Steals per game	Janika Griffith-Wallace	45	2	26
	Sarah Te-Biasu	134	6	2.1
3-Point FG Percentage	Taya Robinson	85	3	38.8%

## VCU'S RECORD WHEN...

VCU wins the tip	1-1
Opponent wins the tip	4-4
VCU scores first	4-2
Opponent scores first	1-3
Overall leading at halftime	4-2
Overall trailing at halftime	1-3
Overall tied at halftime	0-0
Leading by 10+ at halftime	2-0
Trailing by 10+ at halftime	0-1
Playing at home	4-2
Playing on the road	0-2
Playing at a neutral site	1-1
In overtime games	0-0
Games are decided by 5 or fewer points	1-1
Decided by 6-10 points	0-3
Decided by 11-15 points	1-1
Decided by 16-19 points	1-0
Decided by 20+ points	2-0
VCU scores 59 or fewer points	0-4
Scores 60-69 points	4-1
Scores 70-79 points	1-0
Scores 80-89 points	0-0
Scores 90+ points	0-0
Opponent 49 points or less	4-0
Scores 50-59 points	0-1
Scores 60-69 points	1-3
Scores 70-79 points	0-1
Scores 80-89 points	0-0
Scores 90+ points	0-0
VCU has more rebounds	3-2
Opponent has more rebounds	2-3
Even on rebounds	0-0
VCU shoots 50% or better from the field	0-0
Shoots 40-49.9%	4-0
Shoots 30-39.9%	1-4
Shoots less than 30%	0-1
Opponent shoots 50% or better from the field	1-0
Shoots 40-49.9%	0-4
Shoots 30-39.9%	3-1
Shoots less than 30%	1-0
VCU shoots 50% or better from 3	1-0
Shoots 40-49.9%	0-0
Shoots 30-39.9%	3-2
Shoots less than 30%	1-3
Opponent shoots 50% or better from 3	0-0
Shoots 40-49.9%	1-0
Shoots 30-39.9%	2-2
Shoots less than 30%	2-3
VCU shoots at least 80% from the FT line	0-0
Shoots 70-79.9%	4-1
Shoots 60-69.9%	1-2
Shoots less than 60%	0-2
Opponent shoots at least 80% from the FT line	1-3
Shoots 70-79.9%	1-1
Shoots 60-69.9%	2-0
Shoots less than 60%	1-1
VCU has fewer than 10 assists	2-2
Has 10-15 assists	3-3
Has 16+ assists	0-0
Opponent has fewer than 10 assists	3-1
Has 10-15 assists	2-3
Has 16+ assists	0-1
VCU commits fewer than 10 turnovers	0-1
Commits 10-15	2-4
Commits 16+	3-0
Opponent commits fewer than 10 turnovers	0-2
Commits 10-15	0-2
Commits 16+	5-1
VCU has at least 10 steals	5-1
Has fewer than 10 steals	0-4
Opponent has at least 10 steals	2-1
Has fewer than 10 steals	3-4
Playing on Monday	0-0
Tuesday	0-0
Wednesday	2-1
Thursday	1-0
Friday	0-3
Saturday	0-0
Sunday	2-1
Playing in November	3-2
December	2-3
January	0-0
February	0-0
March	0-0
Wearing Gold	4-1
Wearing White	0-0
Wearing Black	1-3
Wearing Pink	0-0

## ATLANTIC 10 STANDINGS

Team	A-10 Record	Pct	Overall	Pct	Streak	NET
Richmond	1-0	1.000	10-4	0.714	W6	100
UMass	0-0	0.000	12-2	0.857	W3	48
Rhode Island	0-0	0.000	10-3	0.769	W3	58
Davidson	0-0	0.000	9-3	0.750	W4	110
Dayton	0-0	0.000	9-3	0.750	W3	90
Fordham	0-0	0.000	9-3	0.750	W5	49
St. Bonaventure	0-0	0.000	8-3	0.727	W3	252
La Salle	0-0	0.000	7-5	0.583	L1	186
George Washington	0-0	0.000	7-6	0.538	W1	179
<b>VCU</b>	<b>0-0</b>	<b>0.000</b>	<b>5-5</b>	<b>0.500</b>	<b>L3</b>	<b>70</b>
George Mason	0-0	0.000	6-6	0.500	L3	243
Saint Joseph's	0-0	0.000	4-7	0.364	L1	182
Saint Louis	0-0	0.000	4-8	0.333	L1	158
Duquesne	0-1	0.000	5-8	0.385	L2	216

## 2021-22 ATLANTIC 10 PRESEASON HONORS

### 2021-22 Atlantic 10 Women's Basketball Preseason Awards and Poll

#### PRESEASON POLL

1. Dayton (11).....	193	8. La Salle.....	100
2. Rhode Island (2).....	174	9. Duquesne.....	83
3. Fordham.....	163	10. Saint Joseph's.....	68
4. Saint Louis.....	144	11. Davidson.....	66
VCU (1).....	144	12. George Washington.....	41
6. Massachusetts.....	140	13. St. Bonaventure.....	32
7. Richmond.....	104	14. George Mason.....	18

Number in parenthesis indicates number of first-place votes

#### PRESEASON ALL-CONFERENCE FIRST TEAM

Player	School	Yr.	Pos.	Hgt.	PPG	RPG	APG
Jenna Giaccone	Dayton	Gr.	G	6-1	12.4	3.8	2.2
Anna DeWolfe	Fordham	Jr.	G	5-8	20.8	1.7	2.8
Sam Breen	Massachusetts	Gr.	F	6-1	18.0	10.0	1.8
Emmanuel Tahane	Rhode Island	R-Sr.	F	6-1	14.8	10.2	2.5
Ciaja Harbison	Saint Louis	Sr.	G	5-6	16.9	1.9	4.0
Taya Robinson	VCU	Gr.	G	5-10	14.3	6.0	2.2

#### 2020-21 STATS

#### PRESEASON ALL-CONFERENCE SECOND TEAM

Player	School	Yr.	Pos.	Hgt.	PPG	RPG	APG
Erin Whalen	Dayton	Gr.	G/F	6-1	13.6	4.8	0.6
Kendell Heremaia	Fordham	Gr.	G	5-9	12.7	7.4	3.2
Kayla Spruill	La Salle	Sr.	G/F	6-0	15.0	6.1	1.1
Destiney Philoxy	Massachusetts	Sr.	G	5-7	11.5	6.5	1.5
Marie-Paule Foppossi	Rhode Island	R-Jr.	F	6-1	12.7	4.7	2.6
Kate Klimkiewicz	Richmond	Sr.	G	6-0	14.3	6.9	1.2

#### 2020-21 STATS

#### PRESEASON ALL-CONFERENCE THIRD TEAM

Player	School	Yr.	Pos.	Hgt.	PPG	RPG	APG
Suzi-Rose Deegan	Davidson	Jr.	G	5-10	10.7	5.4	1.1
Tenin Magassa	Dayton	So.	C	6-5	9.6	7.3	0.6
Claire Jacobs	La Salle	Jr.	G	6-0	16.3	4.5	1.3
*Dez Elmore	Rhode Island	Gr.	G	5-10	17.4	9.1	3.3
Asianae Johnson	St. Bonaventure	Sr.	G	5-8	13.4	4.1	3.1
Brooke Flowers	Saint Louis	Sr.	F/C	6-5	10.2	10.2	0.6

#### 2020-21 STATS

#### PRESEASON ALL-DEFENSIVE TEAM

Player	School	Yr.	Pos.	Hgt.	PPG	SPG	BPG
Araion Bradshaw	Dayton	Gr.	G	5-6	7.2	1.6	0.2
Destiney Philoxy	Massachusetts	Sr.	G	5-7	11.5	1.5	0.4
Brooke Flowers	Saint Louis	Sr.	F/C	6-5	10.2	0.5	2.2
Ciaja Harbison	Saint Louis	Sr.	G	5-6	16.9	1.3	0.4
Taya Robinson	VCU	Gr.	G	5-10	14.3	1.6	0.6

#### 2020-21 STATS

# 2020-21 ATLANTIC 10 ALL-CONFERENCE TEAMS

---

**Co-Players of the Year:** Anna DeWolfe, Fordham / Emmanuelle Tahane, Rhode Island

**Defensive Player of the Year:** Araion Bradshaw, Dayton

**Rookie of the Year:** Addie Budnik, Richmond

**Sixth Woman of the Year:** Tenin Magassa, Dayton

**Coach of the Year:** Tammi Reiss, Rhode Island

## All-Conference First Team

Jenna Giacone, Dayton  
Anna DeWolfe, Fordham  
Sam Breen, Massachusetts  
Emmanuelle Tahane, Rhode Island  
Ciaja Harbison, Saint Louis  
Taya Robinson, VCU

## All-Academic Team

Erin Whalen, Dayton  
Kaitlyn Downey, Fordham  
Anna DeWolfe, Fordham  
Sam Breen, Massachusetts  
Emmanuelle Tahane, Rhode Island

## All-Conference Second Team

Erin Whalen, Dayton  
Kendell Heremaia, Fordham  
Kayla Spruill, La Salle  
Destiney Philoxy, Massachusetts  
Marie-Paule Foppossi, Rhode Island  
Kate Klimkiewicz, Richmond

## All-Defensive Team

Araion Bradshaw, Dayton  
Taya Robinson, VCU  
Brooke Flowers, Saint Louis  
Ciaja Harbison, Saint Louis  
Jasmine Whitney, George Washington

## All-Conference Third Team

Araion Bradshaw, Dayton  
Kaitlyn Downey, Fordham  
Claire Jacobs, La Salle  
Asianae Johnson, St. Bonaventure  
Brooke Flowers, Saint Louis  
Tera Reed, VCU

## All-Rookie Team

Tenin Magassa, Dayton  
Ali Brigham, George Washington  
Catherine Cairns, Rhode Island  
Addie Budnik, Richmond  
Sarah Te-Biasu, VCU

# 2020-21 ATLANTIC 10 POSTSEASON AWARDS

---

**NEWPORT NEWS, Va.** – VCU Women's Basketball had three student-athletes earn All-Atlantic 10 honors as announced by the conference.

Taya Robinson was named to the All-Atlantic 10 First Team and All-Defensive Team while Tera Reed was named to the All-Atlantic 10 Third Team and Sarah Te-Biasu was named to the All-Defensive Team.

Robinson, a senior guard, earns the All-Atlantic 10 First Team nod for the first time in her career after being named to the All-Atlantic 10 Third Team the past two seasons. She earns the All-Defensive Team honor for the third consecutive season. Robinson averaged a team-high and career-high 13.7 points and 5.9 rebounds. Overall, Robinson ranked in the top 15 in the A-10 in scoring, rebounding, steals, blocks and free throw percentage.

Reed, a senior guard who has earned All-Atlantic 10 First Team honors the past two seasons, was named to the All-Atlantic 10 Third Team after averaging 11.3 points and 4.9 rebounds. Reed also averaged a career-high 3.9 assists, which ranked seventh in the A-10, and ranked ninth in assist-to-turnover ratio at 1.5. Reed led the A-10 in free throw percentage and ranks 68th nationally at 82.9 percent.

Te-Biasu, a freshman guard, was named to the All-Rookie Team after having a standout freshman season as one of two VCU players to appear in every game. She averaged 10.5 points, 3.4 rebounds and 1.5 steals and ranked third among freshmen in scoring. Te-Biasu ranked 11th in the A-10 in steals and 13th in the A-10 in 3-point percentage at 36.9.

# THE RAMS AT A GLANCE

## A LOOK BACK

2020-21 Record	16-11
2020-21 Atlantic 10 Record	10-5
2020-21 Home/Away/Neutral	9-2/6-7/1-2
2020-21 Atlantic 10 Finish	5th
2020-21 Letterwinners Returning/Lost	9/5
2020-21 Starters Returning/Lost	4/1
All-Time Record (Since '74-'75)	680-652 (.510)
Twitter	@VCUWBB
Instagram	@VCUWBB
Basketball Office Phone	804.827.0483

## BASKETBALL STAFF

Head Coach	Beth O'Boyle (Gettysburg '98)
VCU Record	127-99 (8th Season)
Overall Record	220-182 (14th Season)
Atlantic 10 Record	65-46 (8th Season)
Program NCAA Appearances	2
Program WNIT Appearances*	8
Total Program Postseason Appearances	10
Total Program Postseason Berths*	11
Assistant Coach	Kirk Crawford (Western State '78)
Assistant Coach	Terry Zeh (St. Bonaventure '90)
Assistant Coach	Morgan Williams (Georgetown '12)
Director of Operations	Erica Snow (Montclair State '17)
Director of Sports Performance	Buddy Donnelly
Athletic Trainer	Chris Mignogna

\*Under current WNIT format, VCU also made 1995 WNIT in previous iteration of the event  
 \*VCU earned A-10's automatic WNIT bid prior to COVID-19

## SCHOOL INFORMATION

Acceptable references	VCU or Virginia Commonwealth University
Location	Richmond, Va.
Enrollment	30,000
Founded	1838
Nickname	Rams
Colors	Black and Gold (PMS 130)
President	Dr. Michael Rao, Ph.D.
Vice President & Director of Athletics	Ed McLaughlin
Conference	Atlantic 10
Home Court	Stuart C. Siegel Center
Capacity	7,637
Website	VCUathletics.com
Twitter	@VCUathletics
Instagram	@VCUathletics
Facebook	Facebook.com/GoVCURams
Official Hashtag	#LetsGoVCU

## ATHLETICS COMMUNICATIONS

Women's Basketball Media Contact	Evan Nicely
Office Phone	804.828.1727
Cell Phone	540.330.8755
Email	nicelyej@vcu.edu
Address	1200 West Broad Street, Richmond, Va., 23284

## 2021-22 ROSTER INFORMATION (2020-21 STATS)

### STARTERS RETURNING (4)

#	Player	HT	CL.	POS	PPG	RPG	APG
0	Sarah Te-Biasu	5-5	So.	G	10.8	3.4	2.7
1	Taya Robinson	5-10	Gr.	G	14.3	6.0	2.2
13	Chloe Bloom	6-3	R-Jr.	F/C	6.1	4.1	0.4
35	Samantha Robinson	6-2	R-Jr.	F	3.1	3.6	0.4

### STARTERS LOST (1)

#	Player	HT	CL.	POS	PPG	RPG	APG
24	Tera Reed	6-1	Sr.	G	11.1	5.2	3.6

### OTHER LETTERWINNERS RETURNING (5)

#	Player	HT	CL.	POS	PPG	RPG	APG
2	Janika Griffith-Wallace	5-10	R-Sr.	G	7.0	2.3	0.9
3	Madison Hattix-Covington	5-10	R-Sr.	G	6.8	4.0	0.8
12	Dasia Townes	5-11	So.	G	0.6	0.4	0.0
33	Elze Motekaityte	6-2	So.	F	0.9	0.7	0.2
54	Camila Contreras	6-4	So.	C	0.0	1.0	0.0

### OTHERS RETURNING (2)

#	Player	HT	CL.	POS	PPG	RPG	APG
4	Grace Hutson*	5-10	R-Fr.	G	-	-	-
23	Rain Green*	5-6	R-Fr.	G	-	-	-

\*Both players redshirted due to injury, Hutson enrolled early in January

### NEW FACES (4)

#	Player	HT	CL.	POS	PPG	RPG	APG
5	Adebukola Akomolafe	5-10	Fr.	G	-	-	-
30	Skye Robinson	6-2	Fr.	F	-	-	-
32	Keowa Walters*	6-2	Sr.	F	6.1	5.7	0.6
34	Mykel Parham*	6-2	Jr.	F	1.3	3.0	0.3

\*Signifies transfer and stats from last season

### OTHER LETTERWINNERS LOST (1)

#	Player	HT	CL.	POS	PPG	RPG	APG
22	Sydnei Archie*	5-9	Sr.	F	9.4	7.4	0.7

\*Previously a starter but left team in February

# SERIES HISTORY



**VCU**

**VS**

VCU TRAILS 3-11  
HOME: 1-5  
AWAY: 2-5  
NETRUAL: 0-1

LAST 10 MEETINGS



**STETSON**

YEAR	WINNER	SCORE	SITE
2013-14	VCU	71-68	AWAY
2013-14	DUQUESNE	65-77	HOME
2014-15	DUQUESNE	47-83	AWAY
2015-16	DUQUESNE	67-71	HOME
2016-17	DUQUESNE	51-70	AWAY
2017-18	DUQUESNE	51-70	HOME
2017-18	DUQUESNE	71-80	AWAY
2018-19	DUQUESNE	68-71 (OT)	AWAY
2019-20	DUQUESNE	76-79	HOME
2020-21	VCU	68-63 (OT)	AWAY*

## TEAM COMPARISONS



POINTS PER GAME	61.1	62.6
SCORING MARGIN	+5.0	-2.2
FIELD GOALS ATT.	219-568	281-721
FIELD GOAL %	38.6%	39.0%
3-POINT %	31.5%	33.7%
3-POINTERS MADE PER GAME	5.8	7.2
FREE THROW %	69.3%	71.6%
FREE THROWS MADE PER GAME	11.5	12.2
REBOUNDS PER GAME	34.6	36.2
REBOUNDING MARGIN	-1.2	+1.0
ASSISTS PER GAME	10.1	13.6
TURNOVERS PER GAME	14.6	17.5
TURNOVER MARGIN	+3.2	-2.0
ASSIST:TO RATIO	0.7	0.8
STEALS PER GAME	9.8	7.5
BLOCKS PER GAME	2.8	2.7



# BETH O'BOYLE

HEAD COACH

EIGHTH SEASON AT VCU

GETTYSBURG ('98)

127-99 AT VCU, 8TH SEASON

220-182 OVERALL, 14TH SEASON

Beth O'Boyle became the 13th head coach in VCU Women's Basketball history on April 29, 2014. She ranks second all-time at VCU in career wins and the Rams have clinched postseason berths in four of her seven seasons.

Under her guidance, VCU won the 2021 Atlantic 10 Championship and the 2018-19 Atlantic 10 Regular Season Co-Championship, the only conference championships in program history. O'Boyle led VCU to the 2021 NCAA Tournament in what was the program's second appearance all-time, as well as earning three WNIT berths.

The Rams posted their second consecutive 20-win season in 2019-20 going 20-12 overall and 13-3 in A-10 play, reaching the Atlantic 10 Championship game for the second consecutive season. VCU secured the league's automatic berth to the WNIT before the season was canceled due to COVID-19.

VCU went 24-10 in 2018-19 en route to the program's first conference championship after posting a 13-3 mark in A-10 play. O'Boyle was named the Atlantic 10 Coach of Year for her efforts and also led the Rams to be tied for the 12th-best turnaround in NCAA Division I Women's Basketball history.

In 2015-16, O'Boyle led the Rams to a 23-10 overall record with a 10-6 mark in conference play. VCU defeated a ranked Arizona State squad and earned six victories over NCAA Tournament teams. The Rams were rewarded with a WNIT bid, the program's seventh postseason berth since the 2007-08 season. In her first season at the helm of the Rams, she led the team to a winning record for the eighth time in the nine seasons.

O'Boyle was hired at VCU after she led Stony Brook to a remarkable turnaround in three seasons. The Seawolves improved by 10 wins in each of the last two seasons, including the 2013-14 campaign, when O'Boyle guided the club to a school Division I record 24 wins (24-9), and a WNIT bid, the program's first postseason appearance since 2006. Stony Brook reached the America East Championship Game, the school's first appearance since 2001-02. She was pivotal in the development of 2014 America East Defensive Player of the Year Chikilra Goodman.

In 2012-13, Stony Brook's 10-win turnaround was the seventh-best in the country. O'Boyle was 42-51 overall in three seasons with the Seawolves. During O'Boyle's tenure, Stony Brook was known for its stout defense. In each of her three seasons, the Seawolves ranked in the top 50 nationally in scoring defense. In 2013-14, SBU allowed just 60.5 points per game, the 45th-best mark in the country. The Seawolves also ranked 20th nationally in rebounding margin (+7.7).

Prior to guiding the Stony Brook program, O'Boyle spent four seasons as an assistant at Canisius. She helped steer the program to its best season in 2008-09, when the Golden Griffins won 24 games and advanced to the MAAC Championship Game. Canisius also received a WNIT bid for the first time in program history.

Hired as an assistant coach at Canisius in 2007, O'Boyle was elevated to associate head coach in November 2009. Responsible for all recruiting activities as well the development of the Golden Griffin guards, O'Boyle coached seven All-Conference players at Canisius, including 2009 Metro Atlantic Athletic Conference (MAAC) Defensive Player of the Year Britiane Russell, 2009 MAAC Sixth Player of the Year Ellie Radke and 2011 MAAC Rookie of the Year Jamie Ruttle.

O'Boyle has also shown a commitment to developing the total student-athlete. At Canisius, she monitored the academic progress of a Golden Griffins team that was recognized in the NCAA Top 25 for team grade point average. In total, Canisius has had 18 selections to the MAAC All-Academic team since O'Boyle's arrival, including Marie Warner, who was also named a ESPN the Magazine third-team Academic All-American in 2009.

O'Boyle came to Canisius after serving as the head coach at Montclair State University in Montclair, N.J., for three seasons. O'Boyle led the Red Hawks to the ECAC Division III Metro Women's Basketball Championship in 2006-07 and was named the New Jersey Athletic Conference Co-Coach of the Year following the 2005-06 season. She compiled a 51-33 record in her three seasons there, and the Red Hawks also produced their first All-American in 15 seasons under O'Boyle's guidance.

Prior to taking over at Montclair State, O'Boyle spent four seasons as assistant coach and recruiting coordinator at the University of Rochester. During her first two seasons, Rochester won back-to-back ECAC Upstate New York championships and in her last two seasons, the team made consecutive appearances in the NCAA Division III Final Four. In 2004, the team was ranked No. 1 in the nation for a three-week period according to the USA Today/ESPN/WBCADivision III poll and the D3hoops.com poll.

A 1998 graduate of Gettysburg College, O'Boyle earned four letters with the basketball and soccer programs at Gettysburg and served as a two-time captain in each sport. O'Boyle earned her master's degree from the Rochester's Warner School of Education in 2001. O'Boyle is a native of Rockville, Md., and attended the Academy of the Holy Cross High School in Kensington, Md.

## COACHING FILE

Hometown: Rockville, Md.

College: Gettysburg '98, Rochester '01

### Head Coaching Record

#### Montclair State

Season	W-L	Conf.	Notes
2004-05	15-12	9-7	ECAC D-III Metro Tourney
2005-06	18-10	14-4	ECAC D-III Metro Tourney
2006-07	18-10	10-3	ECAC D-III Metro Champions

**MSU Totals 51-32 33-14**

#### Stony Brook

Season	W-L	Conf.	Notes
2011-12	4-26	1-15	
2012-13	14-16	6-10	Nation's 7th-best turnaround
2013-14	24-9	13-3	WNIT 1st Round

**SBU Totals 42-51 20-28** 20-win improvement

#### VCU

Season	W-L	Conf.	Notes
2014-15	16-14	7-9	
2015-16	23-10	10-6	WNIT 1st Round
2016-17	16-15	8-8	Atlantic 10 Quarterfinals
2017-18	7-22	4-12	
2018-19	24-10	13-3	A-10 COY, Reg. Season Co-Champs, WNIT
2019-20	20-12	13-3	A-10 No. 2 Seed, A-10 Finals, WNIT*
2020-21	16-11	10-5	A-10 Tournament Champs, NCAA Bid
2021-22	5-5	0-0	

**VCU Totals 127-99 65-46**

**Career 220-182 118-88**

\*VCU earned the A-10's automatic bid to the 2020 WNIT before COVID-19



## 2021-22 VCU WOMEN'S BASKETBALL ROSTER

0	SARAH TE-BIASU	G	SO.	5-5	MONTREAL, CANADA / NIAGARA PREP
1	TAYA ROBINSON	G	GR.	5-10	RICHMOND, VA. / HUGUENOT
2	JANIKA GRIFFITH-WALLACE	G	R-SR.	5-9	TORONTO, CANADA / TECH ACADEMY SAULT STE (MURRAY ST.)
3	MADISON HATTIX-COVINGTON	G	R-SR.	5-10	KILLEEN, TEXAS / ELLISON
4	GRACE HUTSON	G	R-FR.	5-10	CHRISTIANSBURG, VA. / ST. JOSEPH CATHOLIC CENTRAL
5	ADEBUKOLA AKOMOLAFE	G	FR.	5-10	EL PASO, TEXAS / AMERICAS
12	DASIA TOWNES	G	SO.	5-11	BALTIMORE, MD. / BALTIMORE POLYTECHNIC INSTITUTE
13	CHLOE BLOOM	F/C	JR.	6-3	SYDNEY, AUSTRALIA / BROUGHTON ANGLICAN (OKLAHOMA)
23	RAIN GREEN	G	SO.	5-6	BALTIMORE, MD. / ROLAND PARK
30	SKYE ROBINSON	F	FR.	6-2	RUTHER GLEN, VA. / TPLS CHRISTIAN ACADEMY
32	KEOWA WALTERS	F	SR.	6-2	TORONTO, CANADA / VAUGHAN SECONDARY (BUFFALO)
33	ELZE MOTEKAITYTE	F	SO.	6-2	KLAIPEDA, LITHUANIA / NEW HOPE ACADEMY
34	MYKEL PARHAM	F	JR.	6-2	BURNSVILLE, MINN. / APPLE VALLEY (CREIGHTON)
35	SAMANTHA ROBINSON	F	R-JR.	6-1	TORONTO, CANADA / BRADFORD (CENTRAL MICHIGAN)
54	CAMILA CONTRERAS	C	SO.	6-4	SOCORRO, TEXAS / SAN ELIZARIO

## COACHING STAFF

**HEAD COACH:** BETH O'BOYLE (EIGHTH SEASON, GETTYSBURG COLLEGE '98)

**ASSISTANT COACHES:**

KIRK CRAWFORD (FIFTH SEASON, WESTERN STATE COLLEGE '78)

TERRY ZEH (FOURTH SEASON, ST. BONAVENTURE '90)

MORGAN WILLIAMS (THIRD SEASON, GEORGETOWN '12)

**DIRECTOR OF OPERATIONS:** ERICA SNOW (SECOND SEASON, MONTCLAIR STATE '17)

## PRONUNCIATION GUIDE

0	SARAH TEE-BEE-AH-SUE	32	KEY-OH-WUH WALTERS
1	TAY-UH ROBINSON	33	L-ZUH MOY-TUH-KUH-DEE-TAH
2	JUH-KNEE-KUH GRIFFITH-WALLACE	34	MY-KELL PAR-HAM
5	AD-EHH-BOO-COLA AH-COMB-O-AH-FEH	54	CUH-MEE-LA CON-TRARE-EZ
12	DAY-ZUH TOWNES		



# SARAH TE-BIASU

5-5 • SOPHOMORE • GUARD • MONTREAL, ONTARIO, CANADA • NIAGARA PREP



## CAREER/SINGLE GAME-HIGHS

### POINTS

CAREER 19 3x, MR: at Stetson (12/17/21)  
SEASON Same

### REBOUNDS

CAREER 8 at Arizona State (11/27/20)  
SEASON 6 vs. N.C. Central (11/17)

### ASSISTS

CAREER 8 vs. UNC (11/26/21)  
SEASON Same

### BLOCKS

CAREER 2 2x, MR: vs. Washington (11/25/21)  
SEASON Same

### STEALS

CAREER 4 3x, MR: vs. Boston College (12/5/21)  
SEASON Same

### FG MADE

CAREER 8 vs. Saint Mary's (11/25/20)  
SEASON 7 at Stetson (12/17)

### FG ATTEMPTED

CAREER 15 at Stetson (12/17/21)  
SEASON Same

### 3-POINT FG MADE

CAREER 4 at ODU (12/6/20)  
SEASON 3 vs. No. 17 USF (12/12)

### 3-POINT FG ATTEMPTED

CAREER 9 vs. Rhode Island (3/12/21)  
SEASON 6 4x, MR: at Stetson (12/17)

### FREE THROWS MADE

CAREER 8 vs. UMass (3/14/21)  
SEASON 4 vs. N.C. Central (11/17)

### FREE THROWS ATTEMPTED

CAREER 8 2x, MR: vs. UMass (3/14/21)  
SEASON 5 at Stetson (12/17)

## PLAYER NOTES

- Named to the All-Atlantic 10 Rookie Team last season, first for VCU since Tera Reed in 2017-18
- VCU's starting point guard and primary ball handler, second on team with 11.7 points per game and is 134th nationally in steals per game at 2.1, also averages team-high 3.0 assists per game
- Scored in double figures in 24 of her 37 career games so far
- Named to the Atlantic 10 All-Tournament Team, tied career-high with 19 points in title win vs. UMass (3/14)
- Became team's starting point guard as a freshman, starting every game but one and ranked third on the team in scoring at 10.9 ppg and second on the team in assists with 70 last season
- One of just two players to play in all 27 games last season (Madison Hattix-Covington the other)
- Ranked 10th in the A-10 in 3-point percentage, 12th in steals per game last year
- Named Atlantic 10 Rookie of the Week on Nov. 30, the week of her collegiate debut
- Member of Canadian Youth National Team at multiple levels, averaged 5.1 points and 2.3 rebounds in the 2019 U19 FIBA World Cup
- Averaged 8.0 points and 4.0 assists in the 2018 U17 FIBA Women's Basketball World Cup
- Named an 2018-19 OSBA First Team All-Star and attended Niagara Prep
- Native French speaker, English is her second language and she is fluent in both
- High-energy, talented guard with excellent court vision, can create shots for teammates and has the ability to both shoot and create her own shot

## 2021-22 GAME-BY-GAME

Opponent	Date	gs	min	Total		3-Pointers		Free throws		Rebounds				pf	a	t/o	blk	stl	pts	avg	
				fg-fga	pct	3fg-fga	pct	ft-fa	pct	off	def	tot	avg								
MIDDLE TENN.	11/12/21	*	34	5-10	.500	0-2	.000	1-2	.500	0	2	2	2.0	5	2	1	0	1	11	11.0	
N.C. CENTRAL	11/17/21	*	28	4-10	.400	2-6	.333	4-4	1.000	1	5	6	4.0	3	2	5	0	3	14	12.5	
OLD DOMINION	11/21/21	*	31	3-8	.375	2-4	.500	2-2	1.000	0	2	2	3.3	1	4	2	0	0	10	11.7	
vs Washington	11/25/21	*	35	6-14	.429	1-6	.167	1-2	.500	0	4	4	3.5	2	2	2	2	4	14	12.3	
vs North Carolina	11/26/21	*	37	3-8	.375	2-5	.400	0-0	.000	0	5	5	3.8	3	8	4	0	3	8	11.4	
EAST CAROLINA	12/01/21	*	31	1-5	.200	0-0	.000	2-2	1.000	0	2	2	3.5	3	6	6	0	1	4	10.2	
BOSTON COLLEGE	12/05/21	*	34	3-11	.273	1-3	.333	3-3	1.000	0	2	2	3.3	2	1	6	0	4	10	10.1	
at Buffalo	12/08/21	*	37	4-8	.500	2-6	.333	0-0	.000	2	1	3	3.3	4	3	1	0	1	10	10.1	
SOUTH FLA.	12/12/21	*	31	6-9	.667	3-5	.600	2-3	.667	0	0	0	2.9	3	1	1	0	3	17	10.9	
at Stetson	12/17/21	*	37	7-15	.467	2-6	.333	3-5	.600	0	2	2	2.8	3	1	1	0	1	19	11.7	
Totals			10	335	42-98	.429	15-43	.349	18-23	.783	3	25	28	2.8	29	30	29	2	21	117	11.7

Games played: 10  
Minutes/game: 33.5  
Points/game: 11.7  
FG Pct: 42.9  
3FG Pct: 34.9  
FT Pct: 78.3

Rebounds/game: 2.8  
Assists/game: 3.0  
Turnovers/game: 2.9  
Assist/turnover ratio: 1.0  
Steals/game: 2.1  
Blocks/game: 0.2

## VCU CAREER STATISTICS

Season	gp-gs	min/avg	Total		3-Point		F-Throws		Rebounds				Scoring							
			fg-fga	pct	fg-fga	pct	ft-fa	pct	off	def	tot	avg	pf	fo	ast	to	blk	stl	pts	avg
2020-21	27-26	889/32.9	102-256	.398	53-140	.379	34-40	.850	14	77	91	3.4	51	0	74	50	5	41	291	10.8
2021-22	10-10	335/33.5	42-98	.429	15-43	.349	18-23	.783	3	25	28	2.8	29	1	30	29	2	21	117	11.7
TOTAL	37-36	1224/33.1	144-354	.407	68-183	.372	52-63	.825	17	102	119	3.2	80	1	104	79	7	62	408	11.0

# 1 TAYA ROBINSON

5-10 • GRADUATE • GUARD • RICHMOND, VA. • HUGUENOT



## CAREER/SINGLE GAME-HIGHS

### POINTS

CAREER 24 vs. Rhode Island (3/12/21)

SEASON 19 at Buffalo (12/8)

### REBOUNDS

CAREER 10 3x, MR: at Vanderbilt (12/17/20)

SEASON 9 2x, MR: at Buffalo (12/8)

### ASSISTS

CAREER 7 at Massachusetts (1/22/20)

SEASON 6 at Buffalo (12/8)

### BLOCKS

CAREER 4 at Arizona State (11/27/20)

SEASON 2 vs. N.C. Central (11/17)

### STEALS

CAREER 7 vs. Dayton (3/13/21)

SEASON 4 2x, MR: vs. Boston College (12/5)

### FG MADE

CAREER 8 vs. Rhode Island (3/12/21)

SEASON 7 3x, MR: at Buffalo (12/8)

### FG ATTEMPTED

CAREER 20 vs. Rhode Island (3/12/21)

SEASON 19 at Buffalo (12/8)

### 3-POINT FG MADE

CAREER 5 2x, MR: vs. UMass (3/14/21)

SEASON 4 2x, MR: vs. ECU (12/1)

### 3-POINT FG ATTEMPTED

CAREER 10 2x, MR: at Buffalo (12/8/21)

SEASON Same

### FREE THROWS MADE

CAREER 11 vs. Fordham (3/7/20)

SEASON 4 2x, MR: vs. Boston College (12/5)

### FREE THROWS ATTEMPTED

CAREER 12 2x, MR: vs. vs. Dayton (3/13)

SEASON 5 3x, MR: at Buffalo (12/8)

## PLAYER NOTES

- Serves as one of three team captains (Madison Hattix-Covington and Keowa Walters the others)
- Named Preseason All-Atlantic 10 First Team and All-Defensive Team selection this season
- Named to the All-Atlantic 10 First Team and All-Defensive Team for third straight season last year
- Team's leading scorer at 14.8 ppg and ranks 85th nationally in 3-point percentage at 38.8 percent
- Averaging 17.2 ppg last six games while shooting 44.7 percent from the floor and 41.7 percent from three
- Atlantic 10 Tournament Most Outstanding player, also named to All-Tournament Team last season
- Led team with career-best 14.6 ppg and second in rebounding at 6.0 rpg, 6th in A-10 in FT % last season
- Scored career-high 24 points vs. Rhode Island (3/12/21) in the 2021 A-10 Quarterfinals
- Had career-high seven steals vs. Dayton (3/13/21) last game in 2021 A-10 Semifinals
- Had third career double-double with 20 points & tied career-high of 10 rebounds at Vanderbilt (2/17/20)
- Became 25th VCU player to reach 1,000 career points against Richmond (1/24/21)
- Scored in double figures in 44 of last 53 games played dating back to the 2019-20 season
- One of two local Richmond products on the roster, coached in high school by former VCU Men's Basketball standout Bo Jones (1998-01, 88 career games, 15.2 ppg)
- Strong, athletic guard who has added an impressive 3-point jump shot. Arguably team's best defender and a player who can do everything from share in point guard duties at times or play any position 1-4 if need be, great at getting to the rim and finishing

## 2021-22 GAME-BY-GAME

Opponent	Date	gs	min	Total		3-Pointers		Free throws		Rebounds				pf	a	t/o	blk	stl	pts	avg	
				fg-fga	pct	3fg-fga	pct	ft-fa	pct	off	def	tot	avg								
MIDDLE TENN.	11/12/21	*	33	1-12	.083	0-3	.000	3-4	.750	2	4	6	6.0	3	0	0	1	2	5	5.0	
N.C. CENTRAL	11/17/21	*	25	4-11	.364	3-5	.600	1-2	.500	1	1	2	4.0	1	3	2	2	1	12	8.5	
OLD DOMINION	11/21/21	*	29	4-12	.333	1-5	.200	4-5	.800	4	5	9	5.7	3	0	2	0	1	13	10.0	
vs Washington	11/25/21	*	30	7-15	.467	4-8	.500	0-0	.000	2	4	6	5.8	2	1	2	0	4	18	12.0	
vs North Carolina	11/26/21	*	33	7-18	.389	3-7	.429	1-2	.500	2	1	3	5.2	5	2	2	0	0	18	13.2	
EAST CAROLINA	12/01/21	*	35	6-11	.545	4-5	.800	1-2	.500	2	1	3	4.8	1	3	0	0	3	17	13.8	
BOSTON COLLEGE	12/05/21	*	30	6-10	.600	1-2	.500	4-5	.800	1	2	3	4.6	3	1	6	0	4	17	14.3	
at Buffalo	12/08/21	*	32	7-19	.368	2-10	.200	3-5	.600	4	5	9	5.1	3	6	1	0	0	19	14.9	
SOUTH FLA.	12/12/21	*	34	5-12	.417	1-4	.250	3-4	.750	3	1	4	5.0	2	1	2	0	1	14	14.8	
Totals			9	281	47-120	.392	19-49	.388	20-29	.690	21	24	45	5.0	23	17	17	3	16	133	14.8

Games played: 9  
 Minutes/game: 31.2  
 Points/game: 14.8  
 FG Pct: 39.2  
 3FG Pct: 38.8  
 FT Pct: 69.0

Rebounds/game: 5.0  
 Assists/game: 1.9  
 Turnovers/game: 1.9  
 Assist/turnover ratio: 1.0  
 Steals/game: 1.8  
 Blocks/game: 0.3

## VCU CAREER STATISTICS

Season	gp-gs	min/avg	Total		3-Point		F-Throws		Rebounds				Scoring							
			fg-fga	pct	fg-fga	pct	ft-fa	pct	off	def	tot	avg	pf	fo	ast	to	blk	stl	pts	avg
2017-18	21-18	524/25.0	75-199	.377	17-53	.321	25-38	.658	21	70	91	4.3	46	0	37	29	3	17	192	9.1
2018-19	34-34	983/28.9	117-300	.390	27-88	.307	76-105	.724	32	121	153	4.5	66	2	71	54	22	36	337	9.9
2019-20	28-27	868/31.0	106-289	.367	40-94	.426	70-91	.769	31	88	119	4.3	68	2	59	56	16	31	322	11.5
2020-21	26-26	854/32.8	129-329	.392	47-135	.348	68-87	.782	41	115	156	6.0	67	3	57	38	16	42	373	14.3
2021-22	9-9	281/31.2	47-120	.392	19-49	.388	20-29	.690	21	24	45	5.0	23	1	17	17	3	16	133	14.8
TOTAL	118-114	3510/29.7	474-1237	.383	150-419	.358	259-350	.740	146	418	564	4.8	270	8	241	194	60	142	1357	11.5

# 2 JANIKA GRIFFITH-WALLACE

5-9 • R-SENIOR • GUARD • BRAMPTON, ONTARIO • TECH ACADEMY (MURRAY STATE)



## CAREER/SINGLE GAME-HIGHS

### POINTS

CAREER 29 vs. Morehead St. (2/28/19)\*

SEASON 17 vs. Middle Tennessee (11/12)

### REBOUNDS

CAREER 10 vs. Bethel (12/13/18)\*

SEASON 7 vs. ECU (12/1)

### ASSISTS

CAREER 6 vs. Tennessee Tech (2/2/19)\*

SEASON 4 vs. N.C. Central (11/17)

### BLOCKS

CAREER 4 vs. N.C. Central (11/17/21)

SEASON Same

### STEALS

CAREER 6 vs. Stephen F. Austin (11/28/20)

SEASON 5 2x, MR: vs. ECU (12/1)

### FG MADE

CAREER 10 vs. Morehead St. (2/28/19)\*

SEASON 6 2x, MR: vs. N.C. Central (11/17)

### FG ATTEMPTED

CAREER 25 vs. Morehead St. (2/28/19)\*

SEASON 13 vs. Middle Tennessee (11/12)

### 3-POINT FG MADE

CAREER 7 vs. Morehead St. (2/28/19)\*

SEASON 2 3x, MR: vs. UNC (11/26)

### 3-POINT FG ATTEMPTED

CAREER 17 vs. Morehead St. (2/28/19)\*

SEASON 8 vs. UNC (11/26)

### FREE THROWS MADE

CAREER 8 vs. Jacksonville St. (1/31/19)\*

SEASON 3 2x, at Stetson (12/17)

### FREE THROWS ATTEMPTED

CAREER 9 vs. Jacksonville St. (1/31/19)\*

SEASON 4 vs. Middle Tennessee (11/12)

## PLAYER NOTES

- Ranks 45th nationally in steals per game at 2.6
- Averaging 9.3 points per game, third on team to go along with 3.6 rebounds
- Moved into full-time starting role this season after coming off the bench last year
- Had 10 points and four rebounds in VCU's A-10 title win vs. UMass (3/14/21) last season
- Scored 19 points and added a career-high six steals in VCU debut vs. Stephen F. Austin (11/28/21) last year
- Was third on team in 3-point field goal percentage at 34.2% last year, ranking 14th in the A-10
- Made only start for VCU last season at St. Bonaventure (1/10/21)
- Prior to VCU, she appeared in 56 games for the Murray State across her freshman and sophomore seasons, earning 39 starts
- In 2018-19, she started 20 of 29 games for Murray State, averaging 11.7 points and 3.8 rebounds per game
- Guard who can score at a high volume, streaky 3-point shooter and is an overall great athlete who can jump passing lanes and run in transition

## 2021-22 GAME-BY-GAME

Opponent	Date	gs	min	Total		3-Pointers		Free throws		Rebounds				pf	a	t/o	blk	stl	pts	avg	
				fg-fga	pct	3fg-fga	pct	ft-fa	pct	off	def	tot	avg								
MIDDLE TENN.	11/12/21	*	32	6-13	.462	2-5	.400	3-4	.750	0	2	2	2.0	0	1	1	0	2	17	17.0	
N.C. CENTRAL	11/17/21	*	27	6-10	.600	2-4	.500	2-2	1.000	0	5	5	3.5	2	4	3	4	5	16	16.5	
OLD DOMINION	11/21/21	*	19	2-5	.400	1-3	.333	0-0	.000	1	4	5	4.0	4	1	3	0	2	5	12.7	
vs Washington	11/25/21	*	33	3-9	.333	0-3	.000	0-0	.000	0	0	0	3.0	1	1	0	0	2	6	11.0	
vs North Carolina	11/26/21	*	32	2-11	.182	2-8	.250	0-0	.000	0	5	5	3.4	2	2	0	0	3	6	10.0	
EAST CAROLINA	12/01/21	*	30	5-8	.625	1-3	.333	0-0	.000	3	4	7	4.0	2	3	3	1	5	11	10.2	
BOSTON COLLEGE	12/05/21	*	34	6-14	.429	1-6	.167	2-2	1.000	1	3	4	4.0	2	2	0	0	3	15	10.9	
at Buffalo	12/08/21	*	25	1-7	.143	0-4	.000	0-0	.000	0	1	1	3.6	4	0	4	0	1	2	9.8	
SOUTH FLA.	12/12/21	*	28	0-9	.000	0-4	.000	3-4	.750	0	1	1	3.3	3	1	0	0	3	3	9.0	
at Stetson	12/17/21	*	26	4-8	.500	1-3	.333	3-3	1.000	1	5	6	3.6	2	0	1	0	0	12	9.3	
Totals			10	286	35-94	.372	10-43	.233	13-15	.867	6	30	36	3.6	22	15	15	5	26	93	9.3

Games played: 10  
 Minutes/game: 28.6  
 Points/game: 9.3  
 FG Pct: 37.2  
 3FG Pct: 23.3  
 FT Pct: 86.7

Rebounds/game: 3.6  
 Assists/game: 1.5  
 Turnovers/game: 1.5  
 Assist/turnover ratio: 1.0  
 Steals/game: 2.6  
 Blocks/game: 0.5

\*Indicates stats are from Murray State

## VCU CAREER STATISTICS

Season	gp-gs	min/avg	Total		3-Point		F-Throws		Rebounds				Scoring							
			fg-fga	pct	fg-fga	pct	ft-fa	pct	off	def	tot	avg	pf	fo	ast	to	blk	stl	pts	avg
2020-21	23-1	481/20.9	60-178	.337	27-79	.342	13-15	.867	16	38	54	2.3	27	0	26	22	3	26	160	7.0
2021-22	10-10	286/28.6	35-94	.372	10-43	.233	13-15	.867	6	30	36	3.6	22	0	15	15	5	26	93	9.3
TOTAL	33-11	767/23.2	95-272	.349	37-122	.303	26-30	.867	22	68	90	2.7	49	0	41	37	8	52	253	7.7

# 3 MADISON HATTIX-COVINGTON

6-0 • R-SENIOR • GUARD • KILLEEN, TEXAS • ELLISON



## CAREER/SINGLE GAME-HIGHS

### POINTS

CAREER 23 at George Mason (1/25/20)  
SEASON 12 vs. ODU (11/21)

### REBOUNDS

CAREER 13 vs. Longwood (11/9/18)  
SEASON 12 at Buffalo (12/8)

### ASSISTS

CAREER 5 at Stetson (12/17/21)  
SEASON Same

### BLOCKS

CAREER 2 5x, MR: vs. Saint Joseph's (2/20/21)  
SEASON 1 vs. ODU (11/21)

### STEALS

CAREER 7 vs. ODU (11/21/21)  
SEASON Same

### FG MADE

CAREER 8 at George Mason (1/25/20)  
SEASON 4 vs. UNC (11/26/21)

### FG ATTEMPTED

CAREER 13 2x, MR: at Boston College (11/24)  
SEASON 9 2x, MR: vs. ECU (12/1)

### 3-POINT FG MADE

CAREER 3 vs. App State (11/5)  
SEASON 1 4x, MR: vs. #17 USF (12/12)

### 3-POINT FG ATTEMPTED

CAREER 5 vs. App State (11/5)  
SEASON 4 vs. N.C. Central (11/17)

### FREE THROWS MADE

CAREER 11 at La Salle (2/19/20)  
SEASON 7 vs. ODU (11/21)

### FREE THROWS ATTEMPTED

CAREER 12 at La Salle (2/19/20)  
SEASON 8 vs. ODU (11/21)

## PLAYER NOTES

- Serves as one of three team captains (Taya Robinson, Keowa Walters the others)
- One of two VCU players to appear in every game last season (Sarah Te-Biasu the other)
- First on the team in free throw percentage at 88.0% and ranks third in the A-10
- Team's second-leading rebounder at 5.9 per game with Mykel Parham out due to injury
- Named the Atlantic 10 Sixth Woman of the Year in 2019-20
- Averaged 6.8 ppg last season, fifth on the team after averaging 7.8 points per game as a redshirt junior
- Career-high 23 points last season at George Mason (1/25/20), going a perfect 8-of-8 from the field
- Grabbed a career-high 13 rebounds against Longwood (11/9/18) as a redshirt freshman
- Redshirted her freshman season due to foot injury suffered in preseason
- Daughter of two Army veterans (Tammie and Matthew), graduated in May 2020 with a degree in Homeland Security and Emergency Preparedness and is currently pursuing her master's in the same field
- Lengthy guard who can score from the outside or inside, can also score in bursts and runs the floor well in transition

## 2021-22 GAME-BY-GAME

Opponent	Date	gs	min	Total		3-Pointers		Free throws		Rebounds				pf	a	t/o	blk	stl	pts	avg	
				fg-fga	pct	3fg-fga	pct	ft-fa	pct	off	def	tot	avg								
MIDDLE TENN.	11/12/21		24	0-5	.000	0-2	.000	4-4	1.000	3	4	7	7.0	0	1	3	0	1	4	4.0	
N.C. CENTRAL	11/17/21		21	2-9	.222	1-4	.250	0-0	.000	2	4	6	6.5	2	1	2	0	0	5	4.5	
OLD DOMINION	11/21/21	*	32	2-4	.500	1-2	.500	7-8	.875	3	4	7	6.7	2	3	0	1	7	12	7.0	
vs Washington	11/25/21	*	31	2-4	.500	0-1	.000	4-4	1.000	1	6	7	6.8	2	0	0	1	1	8	7.3	
vs North Carolina	11/26/21	*	29	4-8	.500	0-1	.000	0-0	.000	0	3	3	6.0	4	0	0	0	1	8	7.4	
EAST CAROLINA	12/01/21	*	31	3-9	.333	1-1	1.000	1-2	.500	4	1	5	5.8	1	1	2	0	1	8	7.5	
BOSTON COLLEGE	12/05/21	*	34	1-2	.500	0-0	.000	2-2	1.000	1	0	1	5.1	3	2	1	0	1	4	7.0	
at Buffalo	12/08/21	*	35	2-6	.333	0-1	.000	2-2	1.000	2	10	12	6.0	4	1	2	0	1	6	6.9	
SOUTH FLA.	12/12/21	*	37	2-6	.333	1-2	.500	0-0	.000	0	4	4	5.8	1	0	1	0	2	5	6.7	
at Stetson	12/17/21	*	37	2-8	.250	0-2	.000	2-3	.667	2	5	7	5.9	2	5	1	0	2	6	6.6	
Totals			8	311	20-61	.328	4-16	.250	22-25	.880	18	41	59	5.9	21	14	12	2	17	66	6.6

Games played: 10  
Minutes/game: 31.1  
Points/game: 6.6  
FG Pct: 32.8  
3FG Pct: 25.0  
FT Pct: 88.0

Rebounds/game: 5.9  
Assists/game: 1.4  
Turnovers/game: 1.2  
Assist/turnover ratio: 1.2  
Steals/game: 1.7  
Blocks/game: 0.2

## VCU CAREER STATISTICS

Season	gp-gs	min/avg	Total		3-Point		F-Throws		Rebounds				Scoring							
			fg-fga	pct	fg-fga	pct	ft-fa	pct	off	def	tot	avg	pf	fo	ast	to	blk	stl	pts	avg
2018-19	34-3	661/19.4	44-122	.361	14-48	.292	27-35	.771	27	74	101	3.0	51	1	34	28	5	15	129	3.8
2019-20	32-12	822/25.7	82-212	.387	25-66	.379	62-84	.738	18	85	103	3.2	48	0	27	44	10	35	251	7.8
2020-21	27-10	745/27.6	64-166	.386	11-50	.220	45-55	.818	31	78	109	4.0	41	0	22	31	14	24	184	6.8
2021-22	10-8	311/31.1	20-61	.328	4-16	.250	22-25	.880	18	41	59	5.9	21	0	14	12	2	17	66	6.6
TOTAL	103-33	2539/24.7	210-561	.374	54-180	.300	156-199	.784	94	278	372	3.6	161	1	97	115	31	91	630	6.1

# 4 GRACE HUTSON

5-10 • R-FRESHMAN • GUARD • CHRISTIANSBURG, VA.



## CAREER/SINGLE GAME-HIGHS

### POINTS

CAREER 10 vs. ECU (12/1/21)

SEASON Same

### REBOUNDS

CAREER 4 vs. UNC (11/26/21)

SEASON Same

### ASSISTS

CAREER 1 6x, MR: vs. at Stetson (12/17/21)

SEASON Same

### BLOCKS

CAREER 1 3x, MR: at Buffalo (12/8/21)

SEASON Same

### STEALS

CAREER 2 vs. ODU (11/21/21)

SEASON Same

### FG MADE

CAREER 3 2x, MR: vs. ECU (12/1/21)

SEASON Same

### FG ATTEMPTED

CAREER 7 vs. UNC (11/26/21)

SEASON Same

### 3-POINT FG MADE

CAREER 2 2x, MR: vs. ECU (12/1/21)

SEASON Same

### 3-POINT FG ATTEMPTED

CAREER 5 vs. UNC (11/26/21)

SEASON Same

### FREE THROWS MADE

CAREER 2 vs. ECU (12/1/21)

SEASON Same

### FREE THROWS ATTEMPTED

CAREER 2 5x, MR: at Buffalo (12/8/21)

SEASON Same

## PLAYER NOTES

- Made collegiate debut vs. MTSU (11/12/21) scoring three points
- Scored career-high 10 points last game against ECU (12/1/21)
- Scored eight points and grabbed career-high 4 rebounds vs. UNC at Goombay Splash (11/26/21)
- Early enrollee and joined the team mid-season last January
- Redshirted last season due to injury
- West Virginia Gatorade Player of the Year during the 2019-20 season after she averaged 19.5 points, 4.5 rebounds, 2.6 steals and 1.9 assists
- Led her team to a 22-1 record and a No. 24 national ranking before the remainder of their season was canceled due to COVID-19
- Ranked the No. 43 guard nationally by ESPN and listed as a 3-star recruit
- Elite shooter with good athleticism

## 2021-22 GAME-BY-GAME

Opponent	Date	gs	min	Total		3-Pointers		Free throws		Rebounds				pf	a	t/o	blk	stl	pts	avg
				fg-fga	pct	3fg-fga	pct	ft-fga	pct	off	def	tot	avg							
MIDDLE TENN.	11/12/21	14	14	1-1	1.000	1-1	1.000	0-0	.000	0	0	0	0.0	0	0	1	0	0	3	3.0
N.C. CENTRAL	11/17/21	15	15	0-4	.000	0-4	.000	1-2	.500	1	0	1	0.5	0	1	0	1	0	1	2.0
OLD DOMINION	11/21/21	18	18	2-3	.667	1-2	.500	1-2	.500	0	0	0	0.3	0	0	1	0	2	6	3.3
vs Washington	11/25/21	14	14	2-5	.400	1-3	.333	1-2	.500	0	1	1	0.5	0	1	1	0	0	6	4.0
vs North Carolina	11/26/21	18	18	3-7	.429	2-5	.400	0-0	.000	0	4	4	1.2	3	1	2	1	0	8	4.8
EAST CAROLINA	12/01/21	24	24	3-5	.600	2-3	.667	2-2	1.000	0	2	2	1.3	1	0	0	0	1	10	5.7
BOSTON COLLEGE	12/05/21	14	14	1-2	.500	1-1	1.000	0-0	.000	1	0	1	1.3	4	1	2	0	0	3	5.3
at Buffalo	12/08/21	12	12	0-5	.000	0-4	.000	1-2	.500	1	1	2	1.4	2	0	0	1	0	1	4.8
SOUTH FLA.	12/12/21	18	18	1-5	.200	0-3	.000	0-0	.000	1	2	3	1.6	1	1	2	0	1	2	4.4
at Stetson	12/17/21	*	22	1-2	.500	1-1	1.000	0-0	.000	0	2	2	1.6	0	1	4	0	0	3	4.3
Totals		1	169	14-39	.359	9-27	.333	6-10	.600	4	12	16	1.6	11	6	13	3	4	43	4.3

Games played: 10  
 Minutes/game: 16.9  
 Points/game: 4.3  
 FG Pct: 35.9  
 3FG Pct: 33.3  
 FT Pct: 60.0

Rebounds/game: 1.6  
 Assists/game: 0.6  
 Turnovers/game: 1.3  
 Assist/turnover ratio: 0.5  
 Steals/game: 0.4  
 Blocks/game: 0.3

## VCU CAREER STATISTICS

Season	gp-gs	min/avg	Total		3-Point		F-Throws		Rebounds				Scoring							
			fg-fga	pct	fg-fga	pct	ft-fga	pct	off	def	tot	avg	pf	fo	ast	to	blk	stl	pts	avg
2021-22	10-1	169/16.9	14-39	.359	9-27	.333	6-10	.600	4	12	16	1.6	11	0	6	13	3	4	43	4.3
TOTAL	10-1	169/16.9	14-39	.359	9-27	.333	6-10	.600	4	12	16	1.6	11	0	6	13	3	4	43	4.3

# 5 ADEBUKOLA AKOMOLAFE

5-10 • FRESHMAN • GUARD • EL PASO, TEXAS • AMERICAS HIGH SCHOOL



## CAREER/SINGLE GAME-HIGHS

### POINTS

CAREER N/A

SEASON N/A

### REBOUNDS

CAREER N/A

SEASON N/A

### ASSISTS

CAREER N/A

SEASON N/A

### BLOCKS

CAREER N/A

SEASON N/A

### STEALS

CAREER N/A

SEASON N/A

### FG MADE

CAREER N/A

SEASON N/A

### FG ATTEMPTED

CAREER N/A

SEASON N/A

### 3-POINT FG MADE

CAREER N/A

SEASON N/A

### 3-POINT FG ATTEMPTED

CAREER N/A

SEASON N/A

### FREE THROWS MADE

CAREER N/A

SEASON N/A

### FREE THROWS ATTEMPTED

CAREER N/A

SEASON N/A

## PLAYER NOTES

- Will redshirt this season
- Played for Americas High School and Team Fusion
- Named TGCA 6A All-State
- Named to the UIL 6A All-Region I Team
- Helped lead team to District 1-6A Championship
- Miss junior high school season due to injury

## 2021-22 GAME-BY-GAME

## VCU CAREER STATISTICS

# 12 DASIA TOWNES

5-11 • SOPHOMORE • GUARD • BALTIMORE, MD. • BALTIMORE POLYTECHNIC INSTITUTE



## CAREER/SINGLE GAME-HIGHS

### POINTS

CAREER 7 2x, MR: vs. Boston College (12/5/21)

SEASON Same

### REBOUNDS

CAREER 4 vs. ODU (11/21/21)

SEASON Same

### ASSISTS

CAREER 3 vs. Washington (11/25/21)

SEASON Same

### BLOCKS

CAREER 1 2x, MR: vs. vs. ECU (12/1/21)

SEASON Same

### STEALS

CAREER 1 2x, MR: at Buffalo (12/8/21)

SEASON Same

### FG MADE

CAREER 3 vs. ODU (11/21/21)

SEASON Same

### FG ATTEMPTED

CAREER 5 at Buffalo (12/8/21)

SEASON Same

### 3-POINT FG MADE

CAREER N/A

SEASON N/A

### 3-POINT FG ATTEMPTED

CAREER N/A

SEASON N/A

### FREE THROWS MADE

CAREER 2 at Rhode Island (2/28/21)

SEASON 1 3x, MR: at Stetson (12/17)

### FREE THROWS ATTEMPTED

CAREER 3 vs. ODU (11/21/21)

SEASON Same

## PLAYER NOTES

- Made collegiate debut at Richmond (12/20/20) last season, played in seven games total a year ago
- Scored career-high seven points twice this season (ODU and Boston College)
- Named Baltimore City Player of the Year following the 2019-20 season, her senior year of high school
- Townes was named to the All-USA Maryland Girls Basketball Second Team as well as First Team All-Metro in 2018-19
- Averaged 15.0 points, 9.0 rebounds and 4.0 steals per game for Poly as a junior
- Townes led Poly to the Class 3A State Championship game in 2018-19
- Lengthy guard who is a good athlete and plus defender

## 2021-22 GAME-BY-GAME

Opponent	Date	gs	min	Total		3-Pointers		Free throws		Rebounds				pf	a	t/o	blk	stl	pts	avg
				fg-fga	pct	3fg-fga	pct	ft-fa	pct	off	def	tot	avg							
MIDDLE TENN.	11/12/21	7	0-1	.000	0-0	.000	0-0	.000	0	0	0	0.0	2	0	0	0	0	0	0	0.0
N.C. CENTRAL	11/17/21	5	1-1	1.000	0-0	.000	0-0	.000	1	2	3	1.5	3	0	1	1	0	2	1.0	
OLD DOMINION	11/21/21	20	3-3	1.000	0-0	.000	1-3	.333	2	2	4	2.3	1	0	2	0	0	7	3.0	
vs Washington	11/25/21	16	1-3	.333	0-0	.000	0-0	.000	0	1	1	2.0	1	3	1	0	1	2	2.8	
vs North Carolina	11/26/21	13	0-2	.000	0-0	.000	0-2	.000	0	0	0	1.6	3	0	3	0	0	0	2.2	
EAST CAROLINA	12/01/21	8	0-1	.000	0-0	.000	1-2	.500	1	1	2	1.7	2	0	1	1	0	1	2.0	
BOSTON COLLEGE	12/05/21	16	3-6	.500	0-0	.000	1-2	.500	0	0	0	1.4	0	0	0	0	1	7	2.7	
at Buffalo	12/08/21	15	1-5	.200	0-0	.000	0-0	.000	0	2	2	1.5	4	1	2	0	1	2	2.6	
SOUTH FLA.	12/12/21	9	1-1	1.000	0-0	.000	0-1	.000	0	0	0	1.3	0	0	0	0	0	2	2.6	
at Stetson	12/17/21	14	1-3	.333	0-0	.000	1-2	.500	0	0	0	1.2	1	0	2	0	0	3	2.6	
Totals		0	123	11-26	.423	0-0	.000	4-12	.333	4	8	12	1.2	17	4	12	2	3	26	2.6

Games played: 10  
 Minutes/game: 12.3  
 Points/game: 2.6  
 FG Pct: 42.3  
 FT Pct: 33.3

Rebounds/game: 1.2  
 Assists/game: 0.4  
 Turnovers/game: 1.2  
 Assist/turnover ratio: 0.3  
 Steals/game: 0.3  
 Blocks/game: 0.2

## VCU CAREER STATISTICS

Season	gp-gs	min/avg	Total		3-Point		F-Throws		Rebounds				Scoring							
			fg-fga	pct	fg-fga	pct	ft-fa	pct	off	def	tot	avg	pf	fo	ast	to	blk	stl	pts	avg
2020-21	7-0	7/1.0	1-5	.200	0-0	.000	2-4	.500	3	0	3	0.4	0	0	0	0	0	0	4	0.6
2021-22	10-0	123/12.3	11-26	.423	0-0	.000	4-12	.333	4	8	12	1.2	17	0	4	12	2	3	26	2.6
TOTAL	17-0	130/7.6	12-31	.387	0-0	.000	6-16	.375	7	8	15	0.9	17	0	4	12	2	3	30	1.8

# 13 CHLOE BLOOM

6-3 • R-JUNIOR • FORWARD • SYDNEY, AUSTRALIA • BROUGHTON ANGLICAN (OKLAHOMA)



## CAREER/SINGLE GAME-HIGHS

### POINTS

CAREER 16 at Buffalo (12/8/21)

SEASON Same

### REBOUNDS

CAREER 16 vs. Davidson (3/11/21)

SEASON 11 vs. N.C. Central (11/17)

### ASSISTS

CAREER 2 3x, MR: vs. vs. ECU (12/1/21)

SEASON Same

### BLOCKS

CAREER 1 9x, MR: vs. #17 USF (12/12/21)

SEASON Same

### STEALS

CAREER 3 vs. N.C. Central (11/17/21)

SEASON Same

### FG MADE

CAREER 6 4x, MR: at Buffalo (12/8/21)

SEASON Same

### FG ATTEMPTED

CAREER 13 vs. ODU (11/21/21)

SEASON Same

### 3-POINT FG MADE

CAREER N/A

SEASON N/A

### 3-POINT FG ATTEMPTED

CAREER N/A

SEASON N/A

### FREE THROWS MADE

CAREER 6 2x, MR: vs. N.C. Central (11/17/21)

SEASON Same

### FREE THROWS ATTEMPTED

CAREER 8 at Buffalo (12/8/21)

SEASON Same

## PLAYER NOTES

- Scored career-high 16 points and had eight rebounds at Buffalo (12/8)
- Team's leading rebounder at 6.1 per game with Mykel Parham out due to injury
- Recorded third career double-double against N.C. Central (12 points, 11 rebounds) earlier this year
- Scored in double figures in 13 of last 22 games dating to last season after not having ever hit that mark
- Started 17 games while playing in 26 of 27 games last season after transferring from Oklahoma
- Come on strong late last year, averaged 9.8 points and 6.3 rebounds across her last eight games of last season after averaging just 4.5 ppg and 3.2 rebounds until that point
- Recorded double-doubles in two games of the A-10 Tournament including 13 points and a career-high 16 rebounds against Davidson (3/11/21). Had 10 points, 10 rebounds in A-10 Quarters against Rhode Island
- Arrived at Oklahoma as a mid-year enrollee at Oklahoma in 2018-19 and redshirted
- In 2019-20, she appeared in four total games for the Sooners and averaged 0.5 ppg, 1.3 rpg
- Bloom was regarded as a four-star recruit by Prospects Nation and a three-star recruit by ESPN who was ranked 19th nationally at her position
- Bloom has playing experience as part of the Australia youth national team system
- Strong post player with finishing ability through contact

## 2021-22 GAME-BY-GAME

Opponent	Date	gs	min	Total		3-Pointers		Free throws		Rebounds				pf	a	t/o	blk	stl	pts	avg	
				fg-fga	pct	3fg-fga	pct	ft-fa	pct	off	def	tot	avg								
MIDDLE TENN.	11/12/21	*	18	1-1	1.000	0-0	.000	1-4	.250	0	2	2	2.0	2	0	3	1	0	3	3.0	
N.C. CENTRAL	11/17/21	*	31	3-12	.250	0-0	.000	6-7	.857	3	8	11	6.5	3	1	2	1	3	12	7.5	
OLD DOMINION	11/21/21	*	28	5-13	.385	0-0	.000	4-4	1.000	3	3	6	6.3	3	2	3	1	0	14	9.7	
vs Washington	11/25/21	*	21	2-6	.333	0-0	.000	0-0	.000	1	3	4	5.8	4	0	1	0	0	4	8.3	
vs North Carolina	11/26/21	*	29	4-10	.400	0-0	.000	3-4	.750	2	3	5	5.6	1	1	0	0	0	11	8.8	
EAST CAROLINA	12/01/21	*	25	6-12	.500	0-0	.000	2-3	.667	0	7	7	5.8	0	2	2	1	0	14	9.7	
BOSTON COLLEGE	12/05/21	*	15	1-7	.143	0-0	.000	0-2	.000	3	3	6	5.9	3	0	3	0	1	2	8.6	
at Buffalo	12/08/21	*	29	6-11	.545	0-0	.000	4-8	.500	1	7	8	6.1	0	1	3	0	0	16	9.5	
SOUTH FLA.	12/12/21		21	5-8	.625	0-0	.000	0-0	.000	1	5	6	6.1	3	0	0	1	1	10	9.6	
Totals			8	217	33-80	.413	0-0	.000	20-32	.625	14	41	55	6.1	19	7	17	5	5	86	9.6

Games played: 9  
 Minutes/game: 24.1  
 Points/game: 9.6  
 FG Pct: 41.3  
 FT Pct: 62.5

Rebounds/game: 6.1  
 Assists/game: 0.8  
 Turnovers/game: 1.9  
 Assist/turnover ratio: 0.4  
 Steals/game: 0.6  
 Blocks/game: 0.6

## VCU CAREER STATISTICS

Season	gp-gs	min/avg	Total		3-Point		F-Throws		Rebounds				Scoring							
			fg-fga	pct	fg-fga	pct	ft-fa	pct	off	def	tot	avg	pf	fo	ast	to	blk	stl	pts	avg
2020-21	26-18	458/17.6	58-145	.400	0-0	.000	43-62	.694	43	64	107	4.1	34	0	10	33	4	10	159	6.1
2021-22	9-8	217/24.1	33-80	.413	0-0	.000	20-32	.625	14	41	55	6.1	19	0	7	17	5	5	86	9.6
TOTAL	35-26	675/19.3	91-225	.404	0-0	.000	63-94	.670	57	105	162	4.6	53	0	17	50	9	15	245	7.0

# 23 RAIN GREEN

5-6 • SOPHOMORE • GUARD • BALTIMORE, MD. • ROLAND PARK



## CAREER/SINGLE GAME-HIGHS

### POINTS

CAREER N/A

SEASON N/A

### REBOUNDS

CAREER N/A

SEASON N/A

### ASSISTS

CAREER N/A

SEASON N/A

### BLOCKS

CAREER N/A

SEASON N/A

### STEALS

CAREER N/A

SEASON N/A

### FG MADE

CAREER N/A

SEASON N/A

### FG ATTEMPTED

CAREER N/A

SEASON N/A

### 3-POINT FG MADE

CAREER N/A

SEASON N/A

### 3-POINT FG ATTEMPTED

CAREER N/A

SEASON N/A

### FREE THROWS MADE

CAREER N/A

SEASON N/A

### FREE THROWS ATTEMPTED

CAREER N/A

SEASON N/A

## PLAYER NOTES

- Redshirted last season due to injury
- Helped lead the Belles to the U16 USJN National Championship
- In 2018-19, Green helped lead Roland Park to a 26-2 overall record as her team eventually reached the IAAM A Championship Game
- Led her team in assists and steals as both a sophomore and junior in high school
- Green is a multi-sport athlete having also played football and competed in track and field growing up
- Won Verizon Fios #PlayLikeAGirl video contest in 2013 for her performance in youth football
- Tough, hard-nosed guard with good understanding of the game

## 2021-22 GAME-BY-GAME

## VCU CAREER STATISTICS



# 30 SKYE ROBINSON

6-2 • FRESHMAN • FORWARD • RUTHER GLEN, VA. • TPLS ACADEMY

## PLAYER NOTES

- Set to redshirt this season
- Local Richmond area product hailing from north of the city in Ruther Glen, Va.

## 2021-22 GAME-BY-GAME

### CAREER/SINGLE GAME-HIGHS

#### POINTS

CAREER N/A

SEASON N/A

#### REBOUNDS

CAREER N/A

SEASON N/A

#### ASSISTS

CAREER N/A

SEASON N/A

#### BLOCKS

CAREER N/A

SEASON N/A

#### STEALS

CAREER N/A

SEASON N/A

#### FG MADE

CAREER N/A

SEASON N/A

#### FG ATTEMPTED

CAREER N/A

SEASON N/A

#### 3-POINT FG MADE

CAREER N/A

SEASON N/A

#### 3-POINT FG ATTEMPTED

CAREER N/A

SEASON N/A

#### FREE THROWS MADE

CAREER N/A

SEASON N/A

#### FREE THROWS ATTEMPTED

CAREER N/A

SEASON N/A

## VCU CAREER STATISTICS

# 32 KEOWA WALTERS

6-2 • SENIOR • FORWARD • TORONTO, CANADA • VAUGHAN SECONDARY (BUFFALO)



## CAREER/SINGLE GAME-HIGHS

\*all career and season highs posted at previous school

### POINTS

CAREER 18 at Bowling Green (3/6/21)\*

SEASON 4 at Stetson (12/17)

### REBOUNDS

CAREER 16 vs. Western Michigan (12/22/20)\*

SEASON 4 at Stetson (12/17)

### ASSISTS

CAREER 2 3x, MR: vs. Miami (OH) (3/3/21)\*

SEASON N/A

### BLOCKS

CAREER 3 at Miami (OH) (1/2/21)\*

SEASON 1 at Stetson (12/17)

### STEALS

CAREER 2 4x, MR: at Bowling Green (3/6/21)\*

SEASON N/A

### FG MADE

CAREER 9 at Bowling Green (3/6/21)\*

SEASON 1 at Stetson (12/17)

### FG ATTEMPTED

CAREER 12 at Bowling Green (3/6/21)\*

SEASON 2 at Stetson (12/17)

### 3-POINT FG MADE

CAREER N/A

SEASON N/A

### 3-POINT FG ATTEMPTED

CAREER 1 2x, MR: at Stanford (11/24/19)\*

SEASON N/A

### FREE THROWS MADE

CAREER 3 3x, MR: vs. Dartmouth (12/29/19)\*

SEASON 2 at Stetson (12/17)

### FREE THROWS ATTEMPTED

CAREER 4 5x, MR: vs. at Stetson (12/17/21)

SEASON Same

## PLAYER NOTES

- Transfer from Buffalo, first season at VCU after arriving during the summer
- Made VCU debut last game at Stetson (12/17)
- Played in all 24 games last season for the Bulls averaging 6.1 points, 5.7 rebounds and 26.1 minutes
- Played in 73 total games for Buffalo across her three seasons
- Scored a career-high 18 points on a career-best nine field goals made at Bowling Green (3/6)
- Grabbed career-high 16 rebounds vs. Western Michigan (12/22/20)
- Played her senior high school season at Vaughan Secondary School in Canada and earned SIAA First Team honors and NACA First Team honors
- Earned the Ontario Scholar Athlete Award and SIAA All-Academic team honors in her senior season
- Played her junior high school season season at The Rock School averaging 8.2 points and 12.3 rebounds during her one season in Florida

## 2021-22 GAME-BY-GAME

Opponent	Date	gs	min	Total		3-Pointers		Free throws		Rebounds				pf	a	t/o	blk	stl	pts	avg
				fg-fga	pct	3fg-fga	pct	ft-fa	pct	off	def	tot	avg							
at Stetson	12/17/21		11	1-2	.500	0-0	.000	2-4	.500	2	2	4	4.0	2	0	1	1	0	4	4.0
Totals		0	11	1-2	.500	0-0	.000	2-4	.500	2	2	4	4.0	2	0	1	1	0	4	4.0

Games played: 1  
Minutes/game: 11.0  
Points/game: 4.0  
FG Pct: 50.0  
FT Pct: 50.0

Rebounds/game: 4.0  
Turnovers/game: 1.0  
Blocks/game: 1.0

## VCU CAREER STATISTICS

Season	gp-gs	min/avg	Total		3-Point		F-Throws		Rebounds				Scoring							
			fg-fga	pct	fg-fga	pct	ft-fa	pct	off	def	tot	avg	pf	fo	ast	to	blk	stl	pts	avg
2021-22	1-0	11/11.0	1-2	.500	0-0	.000	2-4	.500	2	2	4	4.0	2	0	0	1	1	0	4	4.0
TOTAL	1-0	11/11.0	1-2	.500	0-0	.000	2-4	.500	2	2	4	4.0	2	0	0	1	1	0	4	4.0

# 33 ELZE MOTEKAITYTE

6-2 • FRESHMAN • FORWARD • KLAIPEDA, LITHUANIA • NEW HOPE ACADEMY



## CAREER/SINGLE GAME-HIGHS

### POINTS

CAREER 6 vs. Saint Mary's (11/25/20)

SEASON 2 2x, MR: at Stetson (12/17)

### REBOUNDS

CAREER 6 at Stetson (12/17/21)

SEASON Same

### ASSISTS

CAREER 3 at Stetson (12/17/21)

SEASON Same

### BLOCKS

CAREER 2 at Stetson (12/17/21)

SEASON Same

### STEALS

CAREER 2 vs. N.C. Central (11/17/21)

SEASON Same

### FG MADE

CAREER 2 vs. Saint Mary's (11/25/20)

SEASON 1 2x, MR: at Stetson (12/17)

### FG ATTEMPTED

CAREER 5 vs. Saint Mary's (11/25/20)

SEASON 4 at Stetson (12/17)

### 3-POINT FG MADE

CAREER 1 vs. Saint Mary's (11/25/20)

SEASON N/A

### 3-POINT FG ATTEMPTED

CAREER 1 4x, MR: at Stetson (12/17/21)

SEASON Same

### FREE THROWS MADE

CAREER 2 vs. Stephen F. Austin (11/28)

SEASON N/A

### FREE THROWS ATTEMPTED

CAREER 2 2x, MR: vs. Steph. F. Austin (11/28/20)

SEASON N/A

## PLAYER NOTES

- Played in 15 of 27 games overall last season including starting two of VCU's first three games as a freshman
- Played high school basketball in the United States at New Hope Academy (Md.)
- Boasts international experience having played with Lithuania's youth national teams
- Competed in the 2017 U16 Women's European Championship
- Helped lead her high school team New Hope Academy team to 40-3 record in 2018-19 and a GEICO National Championship
- Can develop into a three-level scorer who can shoot deep 3-pointers and also post up

## 2021-22 GAME-BY-GAME

Opponent	Date	gs	min	Total		3-Pointers		Free throws		Rebounds				pf	a	t/o	blk	stl	pts	avg
				fg-fga	pct	3fg-fga	pct	ft-fa	pct	off	def	tot	avg							
N.C. CENTRAL	11/17/21	12		0-1	.000	0-0	.000	0-0	.000	1	1	2	2.0	0	0	1	1	2	0	0.0
OLD DOMINION	11/21/21	3		1-2	.500	0-0	.000	0-0	.000	0	0	0	1.0	0	0	0	0	0	2	1.0
vs Washington	11/25/21	1		0-0	.000	0-0	.000	0-0	.000	0	0	0	0.7	0	0	0	0	0	0	0.7
EAST CAROLINA	12/01/21	1		0-0	.000	0-0	.000	0-0	.000	0	1	1	0.8	0	0	0	1	0	0	0.5
SOUTH FLA.	12/12/21	4		0-0	.000	0-0	.000	0-0	.000	0	0	0	0.6	0	0	0	0	0	0	0.4
at Stetson	12/17/21	25		1-4	.250	0-1	.000	0-0	.000	2	4	6	1.5	1	3	1	2	0	2	0.7
Totals		0	46	2-7	.286	0-1	.000	0-0	.000	3	6	9	1.5	1	3	2	4	2	4	0.7

Games played: 6  
 Minutes/game: 7.7  
 Points/game: 0.7  
 FG Pct: 28.6  
 3FG Pct: 0.0

Rebounds/game: 1.5  
 Assists/game: 0.5  
 Turnovers/game: 0.3  
 Assist/turnover ratio: 1.5  
 Steals/game: 0.3  
 Blocks/game: 0.7

## VCU CAREER STATISTICS

Season	gp-gs	min/avg	Total		3-Point		F-Throws		Rebounds				Scoring							
			fg-fga	pct	fg-fga	pct	ft-fa	pct	off	def	tot	avg	pf	fo	ast	to	blk	stl	pts	avg
2020-21	15-2	111/7.4	5-25	.200	1-3	.333	3-4	.750	5	6	11	0.7	9	0	3	9	1	2	14	0.9
2021-22	6-0	46/7.7	2-7	.286	0-1	.000	0-0	.000	3	6	9	1.5	1	0	3	2	4	2	4	0.7
TOTAL	21-2	157/7.5	7-32	.219	1-4	.250	3-4	.750	8	12	20	1.0	10	0	6	11	5	4	18	0.9



# 34 MYKEL PARHAM

6-2 • JUNIOR • FORWARD • BURNSVILLE, MINN. • APPLE VALLEY (CREIGHTON)

## PLAYER NOTES

- Transfer from Creighton who joined the team this past summer
- Out for the season with knee injury suffered in game vs. N.C. Central
- Recorded career-high 14 rebounds in VCU debut against Middle Tennessee (11/12)
- Started and played in 17 contests for the Blue Jays last season
- Averaged 1.2 points and 3.2 rebounds per game while playing 12.4 minutes per contest
- Parham played in 47 games for Creighton during her two seasons. She averaged 1.6 points and 2.9 rebounds as a freshman in 30 total appearances
- In high school, was a two-time All-South Suburban Conference choice and was named All-State Honorable Mention. Parham served as team captain and during her senior season had 150 blocks along with 251 rebounds

## 2021-22 GAME-BY-GAME

Opponent	Date	gs	min	Total		3-Pointers		Free throws		Rebounds				pf	a	t/o	blk	stl	pts	avg	
				fg-fga	pct	3fg-fga	pct	ft-fa	pct	off	def	tot	avg								
MIDDLE TENN.	11/12/21	*	24	0-2	.000	0-0	.000	1-2	.500	3	11	14	14.0	2	1	1	0	0	1	1.0	
N.C. CENTRAL	11/17/21	*	11	0-1	.000	0-0	.000	0-0	.000	0	3	3	8.5	0	0	1	1	0	0	0.5	
Totals			2	35	0-3	.000	0-0	.000	1-2	.500	3	14	17	8.5	2	1	2	1	0	1	0.5

Games played: 2  
 Minutes/game: 17.5  
 Points/game: 0.5  
 FG Pct: 0.0  
 FT Pct: 50.0

Rebounds/game: 8.5  
 Assists/game: 0.5  
 Turnovers/game: 1.0  
 Assist/turnover ratio: 0.5  
 Blocks/game: 0.5

\*Career and season highs posted at previous school

### POINTS

CAREER 7 vs. Marquette (1/3/20)\*

SEASON 1 vs. Middle Tennessee (11/12)

### REBOUNDS

CAREER 14 vs. Middle Tennessee (11/12/21)

SEASON Same

### ASSISTS

CAREER 2 vs. Villanova (2/28/20)\*

SEASON 1 vs. Middle Tennessee (11/12)

### BLOCKS

CAREER 5 at Xavier (1/3/21)\*

SEASON 1 vs. N.C. Central (11/17)

### STEALS

CAREER 2 vs. Marquette (2/1/21)\*

SEASON N/A

### FG MADE

CAREER 3 at Seton Hall (2/13/21)\*

SEASON N/A

### FG ATTEMPTED

CAREER 6 at UNI (11/28/20)\*

SEASON 2 vs. Middle Tennessee (11/12)

### 3-POINT FG MADE

CAREER 1 vs. Georgetown (1/30/21)

SEASON N/A

### 3-POINT FG ATTEMPTED

CAREER 1 vs. UNI (3/20/21)\*

SEASON N/A

### FREE THROWS MADE

CAREER 3 vs. Marquette (1/3/20)\*

SEASON 1 vs. Middle Tennessee (11/12)

### FREE THROWS ATTEMPTED

CAREER 4 vs. Marquette (1/3/20)\*

SEASON 2 vs. Middle Tennessee (11/12)

## VCU CAREER STATISTICS

Season	gp-gs	min/avg	Total		3-Point		F-Throws		Rebounds				pf	fo	ast	to	blk	stl	Scoring	
			fg-fga	pct	fg-fga	pct	ft-fa	pct	off	def	tot	avg							pts	avg
2021-22	2-2	35/17.5	0-3	.000	0-0	.000	1-2	.500	3	14	17	8.5	2	0	1	2	1	0	1	0.5
TOTAL	2-2	35/17.5	0-3	.000	0-0	.000	1-2	.500	3	14	17	8.5	2	0	1	2	1	0	1	0.5



### CAREER/SINGLE GAME-HIGHS

#### POINTS

CAREER 13 vs. UMass (2/26/21)

SEASON 11 vs. Boston College (12/5)

#### REBOUNDS

CAREER 10 vs. N.C. Central (11/17/21)

SEASON Same

#### ASSISTS

CAREER 2 3x, MR: at Buffalo (12/8/21)

SEASON Same

#### BLOCKS

CAREER 2 vs. La Salle (2/18/21)

SEASON N/A

#### STEALS

CAREER 2 vs. Saint Mary's (11/25)

SEASON 1 4x, MR: vs. #17 USF (12/12)

#### FG MADE

CAREER 5 2x, MR: vs. Boston College (12/5/21)

SEASON Same

#### FG ATTEMPTED

CAREER 9 at Stetson (12/17/21)

SEASON Same

#### 3-POINT FG MADE

CAREER 1 2x, MR: at Stetson (12/17/21)

SEASON Same

#### 3-POINT FG ATTEMPTED

CAREER 3 vs. Middle Tennessee (11/12/21)

SEASON 1 at Stetson (12/17)

#### FREE THROWS MADE

CAREER 4 2x, MR: vs. La Salle (2/18/21)

SEASON 4 vs. #17 USF (12/12)

#### FREE THROWS ATTEMPTED

CAREER 7 at St. Bonaventure (1/10/21)

SEASON 4 2x, MR: at Stetson (12/17)

# 35 SAMANTHA ROBINSON

6-1 • R-JUNIOR • FORWARD • BRADFORD, ONTARIO • BRADFORD (CENTRAL MICH.)

## PLAYER NOTES

- Recorded career-high 10 rebounds against N.C. Central (11/17/21) this season
- Scored season-high 11 points last game vs. Boston College (12/5)
- Played in 26 of 27 games last year, starting the final 11 games of the season
- Scored career-high 13 points vs. UMass (2/26/21)
- Had career-high nine rebounds vs. Buffalo (12/3)
- Transfer from Central Michigan, sat out last season due to NCAA transfer rules while practicing with team
- Played in nine games as a freshman for the Chippewas, averaging 0.7 points and 0.7 rebounds
- Played club basketball for A-Game and for the Scarborough Blues
- Led Bradford junior team to Georgian Bay Secondary School Association AAA championship in 2014
- Modern-style post player who has quickness and ability to drive to the basket with first step and can play on the low block

## 2021-22 GAME-BY-GAME

Opponent	Date	gs	min	Total		3-Pointers		Free throws		Rebounds				pf	a	t/o	blk	stl	pts	avg
				fg-fga	pct	3fg-fga	pct	ft-fa	pct	off	def	tot	avg							
MIDDLE TENN.	11/12/21	14	1-6	.167	0-3	.000	0-2	.000	1	4	5	5.0	2	0	3	0	0	2	2.0	
N.C. CENTRAL	11/17/21	25	2-4	.500	0-1	.000	0-1	.000	3	7	10	7.5	2	1	2	0	1	4	3.0	
OLD DOMINION	11/21/21	19	1-4	.250	0-0	.000	0-0	.000	1	1	2	5.7	2	0	0	0	0	2	2.7	
vs Washington	11/25/21	18	1-3	.333	0-0	.000	0-0	.000	0	3	3	5.0	1	1	5	0	0	2	2.5	
vs North Carolina	11/26/21	9	0-0	.000	0-0	.000	0-0	.000	0	0	0	4.0	1	0	0	0	0	0	2.0	
EAST CAROLINA	12/01/21	14	0-2	.000	0-0	.000	0-0	.000	1	2	3	3.8	2	0	2	0	0	0	1.7	
BOSTON COLLEGE	12/05/21	23	5-6	.833	0-0	.000	1-1	1.000	0	1	1	3.4	4	0	2	0	1	11	3.0	
at Buffalo	12/08/21	15	1-2	.500	0-0	.000	2-2	1.000	2	1	3	3.4	2	2	2	0	1	4	3.1	
SOUTH FLA.	12/12/21 *	18	0-1	.000	0-0	.000	4-4	1.000	1	1	2	3.2	1	0	0	0	1	4	3.2	
at Stetson	12/17/21 *	28	3-9	.333	1-1	1.000	2-4	.500	1	2	3	3.2	5	0	3	0	0	9	3.8	
Totals		2	183	14-37	.378	1-5	.200	9-14	.643	10	22	32	3.2	22	4	19	0	4	38	3.8

Games played: 10  
 Minutes/game: 18.3  
 Points/game: 3.8  
 FG Pct: 37.8  
 3FG Pct: 20.0  
 FT Pct: 64.3

Rebounds/game: 3.2  
 Assists/game: 0.4  
 Turnovers/game: 1.9  
 Assist/turnover ratio: 0.2  
 Steals/game: 0.4

## VCU CAREER STATISTICS

Season	gp-gs	min/avg	Total		3-Point		F-Throws		Rebounds				Scoring							
			fg-fga	pct	fg-fga	pct	ft-fa	pct	off	def	tot	avg	pf	fo	ast	to	blk	stl	pts	avg
2020-21	26-13	528/20.3	30-72	.417	1-3	.333	19-40	.475	35	59	94	3.6	45	1	10	32	7	11	80	3.1
2021-22	10-2	183/18.3	14-37	.378	1-5	.200	9-14	.643	10	22	32	3.2	22	1	4	19	0	4	38	3.8
TOTAL	36-15	711/19.8	44-109	.404	2-8	.250	28-54	.519	45	81	126	3.5	67	2	14	51	7	15	118	3.3



**THE STAT CREW SYSTEM**  
**VCU Points-Rebounds-Assists (as of Jan 04, 2022)**  
**All games**

Opponent	Date	Score		00	01	02	03	04	12	13
				TE-BIASU,S	ROBINSON,T	GRIFFITH-W	HATTIX-COV	HUTSON,GRA	TOWNES,DAS	BLOOM,CHLO
MIDDLE TENN.	11/12/21	46-54	L	11-2-2	5-6-0	17-2-1	4-7-1	3-0-0	0-0-0	3-2-0
N.C. CENTRAL	11/17/21	66-37	w	14-6-2	12-2-3	16-5-4	5-6-1	1-1-1	2-3-0	12-11-1
OLD DOMINION	11/21/21	71-48	w	10-2-4	13-9-0	5-5-1	12-7-3	6-0-0	7-4-0	14-6-2
vs Washington	11/25/21	60-47	w	14-4-2	18-6-1	6-0-1	8-7-0	6-1-1	2-1-3	4-4-0
vs North Carolina	11/26/21	59-72	L	8-5-8	18-3-2	6-5-2	8-3-0	8-4-1	0-0-0	11-5-1
EAST CAROLINA	12/01/21	65-48	w	4-2-6	17-3-3	11-7-3	8-5-1	10-2-0	1-2-0	14-7-2
BOSTON COLLEGE	12/05/21	69-65	w	10-2-1	17-3-1	15-4-2	4-1-2	3-1-1	7-0-0	2-6-0
at Buffalo	12/08/21	60-62	L	10-3-3	19-9-6	2-1-0	6-12-1	1-2-0	2-2-1	16-8-1
SOUTH FLA.	12/12/21	57-64	L	17-0-1	14-4-1	3-1-1	5-4-0	2-3-1	2-0-0	10-6-0
at Stetson	12/17/21	58-64	L	19-2-1	DNP	12-6-0	6-7-5	3-2-1	3-0-0	DNP

Opponent	Date	Score		32	33	34	35	54
				WALTERS,KE	MOTEKAITYT	PARHAM,MYK	ROBINSON,S	CONTRERAS,
MIDDLE TENN.	11/12/21	46-54	L	DNP	DNP	1-14-1	2-5-0	DNP
N.C. CENTRAL	11/17/21	66-37	w	DNP	0-2-0	0-3-0	4-10-1	DNP
OLD DOMINION	11/21/21	71-48	w	DNP	2-0-0	DNP	2-2-0	0-1-0
vs Washington	11/25/21	60-47	w	DNP	0-0-0	DNP	2-3-1	0-0-0
vs North Carolina	11/26/21	59-72	L	DNP	DNP	DNP	0-0-0	DNP
EAST CAROLINA	12/01/21	65-48	w	DNP	0-1-0	DNP	0-3-0	0-0-0
BOSTON COLLEGE	12/05/21	69-65	w	DNP	DNP	DNP	11-1-0	DNP
at Buffalo	12/08/21	60-62	L	DNP	DNP	DNP	4-3-2	DNP
SOUTH FLA.	12/12/21	57-64	L	DNP	0-0-0	DNP	4-2-0	DNP
at Stetson	12/17/21	58-64	L	4-4-0	2-6-3	DNP	9-3-0	DNP

**THE STAT CREW SYSTEM**  
**VCU Team Game-by-Game (as of Jan 04, 2022)**  
**All games**

**TEAM STATISTICS**

Opponent	Date	Score		Total		3-Pointers		Free throws		Rebounds				pf	a	t/o	blk	stl	pts	avg
				fg-fga	pct	3fg-fga	pct	ft-fa	pct	off	def	tot	avg							
MIDDLE TENN.	11/12/21	46-54	L	15-51	.294	3-16	.188	13-22	.591	10	33	43	43.0	16	5	14	2	6	46	46.0
N.C. CENTRAL	11/17/21	66-37	W	22-63	.349	8-24	.333	14-18	.778	14	36	50	46.5	16	13	19	11	15	66	56.0
OLD DOMINION	11/21/21	71-48	W	23-54	.426	6-16	.375	19-24	.792	15	24	39	44.0	16	10	14	2	12	71	61.0
vs Washington	11/25/21	60-47	W	24-59	.407	6-21	.286	6-8	.750	8	22	30	40.5	13	9	13	3	12	60	60.8
vs North Carolina	11/26/21	59-72	L	23-64	.359	9-26	.346	4-8	.500	9	21	30	38.4	22	14	11	1	7	59	60.4
EAST CAROLINA	12/01/21	65-48	W	24-54	.444	8-12	.667	9-13	.692	11	24	35	37.8	12	15	17	4	11	65	61.2
BOSTON COLLEGE	12/05/21	69-65	W	26-58	.448	4-12	.333	13-17	.765	11	13	24	35.9	21	7	22	0	15	69	62.3
at Buffalo	12/08/21	60-62	L	22-63	.349	4-25	.160	12-19	.632	15	28	43	36.8	23	14	15	1	5	60	62.0
SOUTH FLA.	12/12/21	57-64	L	20-51	.392	5-18	.278	12-16	.750	6	14	20	34.9	14	4	7	1	12	57	61.4
at Stetson	12/17/21	58-64	L	20-51	.392	5-14	.357	13-21	.619	8	24	32	34.6	16	10	14	3	3	58	61.1
VCU		611		219-568	.386	58-184	.315	115-166	.693	107	239	346	34.6	169	101	146	28	98	611	61.1
Opponents		561		201-528	.381	40-155	.258	119-165	.721	105	253	358	35.8	174	95	178	22	76	561	56.1

Games played: 10  
Points/game: 61.1  
FG Pct: 38.6  
3FG Pct: 31.5  
FT Pct: 69.3

Rebounds/game: 34.6  
Assists/game: 10.1  
Turnovers/game: 14.6  
Assist/turnover ratio: 0.7  
Steals/game: 9.8  
Blocks/game: 2.8

**THE STAT CREW SYSTEM**  
**VCU Team Game-by-Game Comparison (as of Jan 04, 2022)**  
**All games**

Opponent	1st	2nd	Score	Mar	Total FG	FG Pct	3-Pointers	3FG Pct	Free Throws	FT Pct	Rebounds	Assist	T/Over	Block	Steal	Fouls
MIDDLE TENN.	11/33	35/21	46-54	(8)	15-51/19-59	.294/.322	3-16/6-23	.188/.261	13-22/10-12	.591/.833	43/36 +7	5/10	14/8	2/3	6/8	16/21
N.C. CENTRAL	30/20	36/17	66-37	+29	22-63/10-57	.349/.175	8-24/1-15	.333/.067	14-18/16-22	.778/.727	50/45 +5	13/2	19/22	11/2	15/7	16/19
OLD DOMINION	35/20	36/28	71-48	+23	23-54/19-51	.426/.373	6-16/0-12	.375/.000	19-24/10-19	.792/.526	39/31 +8	10/6	14/20	2/2	12/8	16/22
Washington	31/26	29/21	60-47	+13	24-59/19-51	.407/.373	6-21/4-12	.286/.333	6-8/5-8	.750/.625	30/35 (5)	9/13	13/21	3/5	12/6	13/12
North Carolina	28/34	31/38	59-72	(13)	23-64/27-58	.359/.466	9-26/2-13	.346/.154	4-8/16-19	.500/.842	30/37 (7)	14/10	11/9	1/1	7/4	22/15
EAST CAROLINA	33/29	32/19	65-48	+17	24-54/18-49	.444/.367	8-12/4-10	.667/.400	9-13/8-12	.692/.667	35/30 +5	15/7	17/21	4/1	11/11	12/17
BOSTON COLLEGE	24/25	45/40	69-65	+4	26-58/22-44	.448/.500	4-12/5-14	.333/.357	13-17/16-19	.765/.842	24/31 (7)	7/11	22/30	0/3	15/12	21/23
Buffalo	25/29	35/33	60-62	(2)	22-63/21-52	.349/.404	4-25/4-14	.160/.286	12-19/16-27	.632/.593	43/37 +6	14/12	15/14	1/2	5/10	23/15
SOUTH FLA.	27/26	30/38	57-64	(7)	20-51/22-50	.392/.440	5-18/7-18	.278/.389	12-16/13-15	.750/.867	20/42 (22)	4/8	7/19	1/1	12/4	14/16
Stetson	29/27	29/37	58-64	(6)	20-51/24-57	.392/.421	5-14/7-24	.357/.292	13-21/9-12	.619/.750	32/34 (2)	10/16	14/14	3/2	3/6	16/14

Note: Game totals are displayed in the format TEAM/OPPONENT for each category

**THE STAT CREW SYSTEM**  
**VCU Game-by-Game Highs (as of Jan 04, 2022)**  
**All games**

Opponent	Date	Score	Points	Rebounds	Assists	Steals	Blocked shots
MIDDLE TENN.	11/12/21	46-54	17-GRIFFITH-WALLA	14-PARHAM, Mykel	2-TE-BIASU, Sarah	2-GRIFFITH-WALLA ROBINSON, Taya	1-ROBINSON, Taya BLOOM, Chloe
N.C. CENTRAL	11/17/21	66-37	16-GRIFFITH-WALLA	11-BLOOM, Chloe	4-GRIFFITH-WALLA	5-GRIFFITH-WALLA	4-GRIFFITH-WALLA
OLD DOMINION	11/21/21	71-48	14-BLOOM, Chloe	9-ROBINSON, Taya	4-TE-BIASU, Sarah	7-HATTIX-COVINGT	1-BLOOM, Chloe HATTIX-COVINGTO
vs Washington	11/25/21	60-47	18-ROBINSON, Taya	7-HATTIX-COVINGT	3-TOWNES, Dasia	4-TE-BIASU, Sarah ROBINSON, Taya	2-TE-BIASU, Sarah
vs North Carolina	11/26/21	59-72	18-ROBINSON, Taya	5-TE-BIASU, Sarah BLOOM, Chloe GRIFFITH-WALLAC	8-TE-BIASU, Sarah	3-GRIFFITH-WALLA TE-BIASU, Sarah	1-HUTSON, Grace
EAST CAROLINA	12/01/21	65-48	17-ROBINSON, Taya	7-GRIFFITH-WALLA BLOOM, Chloe	6-TE-BIASU, Sarah	5-GRIFFITH-WALLA	1-GRIFFITH-WALLA MOTEKAITYTE, Elz BLOOM, Chloe TOWNES, Dasia
BOSTON COLLEGE	12/05/21	69-65	17-ROBINSON, Taya	6-BLOOM, Chloe	2-HATTIX-COVINGT GRIFFITH-WALLAC	4-ROBINSON, Taya TE-BIASU, Sarah	None
at Buffalo	12/08/21	60-62	19-ROBINSON, Taya	12-HATTIX-COVINGT	6-ROBINSON, Taya	1-TE-BIASU, Sarah ROBINSON, Saman GRIFFITH-WALLAC TOWNES, Dasia HATTIX-COVINGTO	1-HUTSON, Grace
SOUTH FLA.	12/12/21	57-64	17-TE-BIASU, Sarah	6-BLOOM, Chloe	1-GRIFFITH-WALLA TE-BIASU, Sarah HUTSON, Grace ROBINSON, Taya	3-GRIFFITH-WALLA TE-BIASU, Sarah	1-BLOOM, Chloe
at Stetson	12/17/21	58-64	19-TE-BIASU, Sarah	7-HATTIX-COVINGT	5-HATTIX-COVINGT	2-HATTIX-COVINGT	2-MOTEKAITYTE, EI

# 2021-22 VCU BOX SCORES



Official Basketball Box Score - Final  
**Middle Tenn. at VCU**  
 11/12/21 Stuart C. Siegel Center, Richmond  
 2021-22 Women's Basketball

Game Time: 6:00 PM  
 Game Duration: 2:31  
 Attendance: 495

Officials: Brandon Entefine, Lauren Niemiera, Kaz Beverly

Middle Tenn. - 54		Record: 2-0																
NO.	Name	Min	FG	3P	FT	Rebounds			Fouls		TP	AS	TO	ST	Blocks		+/	
			M-A	M-A	M-A	OR	DR	TOT	PF	FD					BS	BA		
33	Courtney Whitson	F 39:17	4-10	2-6	1-2	1	2	3	3	3	11	2	1	0	1	1	1	8
2	Anastasia Boldyreva	C 22:59	2-7	0-0	0-0	0	6	6	4	1	4	0	1	1	2	0	5	
10	Jalynn Gregory	G 38:15	3-8	1-4	0-0	0	6	6	2	3	11	0	0	0	0	1	8	
15	Dor Saar	G 31:48	5-17	3-9	5-6	0	3	3	3	6	18	6	1	1	0	0	21	
23	Alexis Whittington	G 38:42	5-11	0-4	0-0	3	7	10	3	0	10	2	3	4	0	0	4	
1	Courtney Blakely	09:57	0-4	0-0	0-0	1	0	1	2	1	0	0	0	1	0	0	-13	
22	Jada Grannum	08:36	0-0	0-0	0-0	0	2	2	2	0	0	2	1	0	0	0	-9	
32	Kesniia Kozlova	07:51	0-2	0-0	0-0	1	4	5	2	2	0	0	0	0	0	0	10	
3	Skye Payne	02:01	0-0	0-0	0-0	0	0	0	0	0	0	0	0	0	0	0	4	
24	Amanda Whittington	00:34	0-0	0-0	0-0	0	0	0	0	0	0	0	0	0	0	0	2	
Team						1	0	1			0							
<b>Totals</b>			19-59	6-23	10-12	7	29	36	21	16	54	10	8	8	3	2	8	

Technical Fouls: NONE

Shooting By Period		
1st FG%	5-15	33.3%
3PT%	2-4	50.0%
FT%	2-2	100%
2nd FG%	7-14	50.0%
3PT%	3-7	42.9%
FT%	2-2	100%
3rd FG%	4-18	22.2%
3PT%	1-7	14.3%
FT%	0-0	0%
4th FG%	3-12	25.0%
3PT%	0-5	0.0%
FT%	6-8	75%
GM FG%	19-59	32.2%
3PT%	6-23	26.1%
FT%	10-12	83.3%

Dead Ball Rebounds: 2, 0

VCU - 46		Record: 0-1															
NO.	Name	Min	FG	3P	FT	Rebounds			Fouls		TP	AS	TO	ST	Blocks		+/
			M-A	M-A	M-A	OR	DR	TOT	PF	FD					BS	BA	
13	Chloe Bloom	F 23:02	1-1	0-0	1-4	0	2	2	2	3	3	0	3	0	0	0	-13
34	Mykel Parham	C 23:55	0-2	0-0	1-2	3	11	14	2	8	1	1	1	0	0	0	2
0	Sarah Te-Biasu	G 32:56	5-10	0-2	1-2	0	2	2	5	2	11	2	1	1	0	0	-9
1	Taya Robinson	G 33:10	1-12	0-3	3-4	2	4	6	3	3	5	0	0	2	1	1	-4
2	Janika Griffith-Wallace	G 32:02	6-13	2-5	3-4	0	2	2	0	2	17	1	1	2	0	0	-1
3	Madison Hattix-Covington	G 24:53	0-5	0-2	4-4	3	4	7	0	2	4	1	3	1	0	0	7
35	Samantha Robinson	15:10	1-6	0-3	0-2	1	4	5	2	1	2	0	3	0	0	0	-16
4	Grace Hutson	13:15	1-1	1-1	0-0	0	0	0	0	0	3	0	1	0	0	0	-9
12	Dasia Townes	06:57	0-1	0-0	0-0	0	0	0	2	0	0	0	0	0	0	0	3
Team						1	4	5			0						
<b>Totals</b>			15-51	3-16	13-22	10	33	43	16	21	46	5	14	6	2	3	-8

Technical Fouls: NONE

Shooting By Period		
1st FG%	2-10	20.0%
3PT%	0-4	0.0%
FT%	0-0	0%
2nd FG%	1-11	9.1%
3PT%	0-5	0.0%
FT%	5-8	62.5%
3rd FG%	4-12	33.3%
3PT%	0-2	0.0%
FT%	5-8	62.5%
4th FG%	8-18	44.4%
3PT%	3-5	60.0%
FT%	3-6	50%
GM FG%	15-51	29.4%
3PT%	3-16	18.8%
FT%	13-22	59.1%

Dead Ball Rebounds: 6, 0

MT		VCU	
Biggest lead	25 (3rd 9:29)	0 (1st 10:00)	
Best Scoring Run	12 (2nd 9:01)	9 (3rd 5:21)	
Lead Changes	0	6	
Times Tied	0	4	
Time with Lead	39:23	00:00	

Points from Turnovers		MT		VCU	
Paint	24	14			
Second Chance	5	6			
Fast Breaks	4	9			
Bench	0	9			

Period by Period Scoring					
	1st	2nd	3rd	4th	TOT
MT	14	19	9	12	54
VCU	4	7	13	22	46



Official Basketball Box Score - Final  
**N.C. Central at VCU**  
 11/17/21 Stuart C. Siegel Center, Richmond  
 2021-22 Women's Basketball

Game Time: 6:00 PM  
 Game Duration: 2:09  
 Attendance: 407

Officials: Mark McCreery, Shawn Goods, Katie Wood

N.C. Central - 37		Record: 0-3															
NO.	Name	Min	FG	3P	FT	Rebounds			Fouls		TP	AS	TO	ST	Blocks		+/
			M-A	M-A	M-A	OR	DR	TOT	PF	FD					BS	BA	
22	Tianna Carter	F 17:26	2-7	0-1	6-8	2	4	6	1	5	10	0	1	2	0	0	-7
44	Ashlyn Lockard	F 22:38	0-5	0-0	0-0	0	6	6	3	0	0	0	0	1	1	2	-19
1	Diamond Thomas	G 28:52	3-12	1-6	2-2	0	0	0	0	2	7	1	3	3	0	3	-20
5	Nia Ford	G 15:35	1-7	0-2	2-2	1	1	2	1	1	4	0	1	0	1	1	-16
11	Madalyn Anderson	G 19:12	0-5	0-4	0-0	0	2	2	2	0	0	0	2	1	0	0	-18
0	Paris McBride	21:44	1-8	0-0	1-2	3	3	6	4	2	3	1	4	0	0	2	-18
32	Simone Edmundson	08:52	2-2	0-0	0-0	0	2	2	0	0	4	0	2	0	0	0	-1
2	Taylor Williams	16:13	0-6	0-0	2-2	1	2	3	3	2	2	0	1	0	0	1	-3
12	Kira Lowery	20:02	0-1	0-0	2-2	1	1	2	1	1	2	0	3	0	0	1	-18
21	Breonna Mayfield	07:34	0-1	0-0	0-0	0	2	2	1	0	0	0	0	0	0	0	-14
4	Necole Hope	21:52	1-3	0-1	3-4	1	5	6	3	3	5	0	4	0	0	1	-11
Team						6	2	8			0						
<b>Totals</b>			10-57	1-15	16-22	15	30	45	19	16	37	2	22	7	2	11	-29

Technical Fouls: NONE

Shooting By Period		
1st FG%	4-20	20.0%
3PT%	0-5	0.0%
FT%	0-0	0%
2nd FG%	2-13	15.4%
3PT%	1-5	20.0%
FT%	7-10	70%
3rd FG%	3-15	20.0%
3PT%	0-2	0.0%
FT%	3-4	75%
4th FG%	1-9	11.1%
3PT%	0-3	0.0%
FT%	6-8	75%
GM FG%	10-57	17.5%
3PT%	1-15	6.7%
FT%	16-22	72.7%

Dead Ball Rebounds: 2, 0

VCU - 66		Record: 1-1															
NO.	Name	Min	FG	3P	FT	Rebounds			Fouls		TP	AS	TO	ST	Blocks		+/
			M-A	M-A	M-A	OR	DR	TOT	PF	FD					BS	BA	
13	Chloe Bloom	F 30:36	3-12	0-0	6-7	3	8	11	3	4	12	1	2	3	1	1	30
34	Mykel Parham	F 11:50	0-1	0-0	0-0	0	3	3	0	0	0	0	1	0	1	0	5
0	Sarah Te-Biasu	G 27:36	4-10	2-6	4-4	1	5	6	3	14	2	5	3	0	0	1	24
1	Taya Robinson	G 25:38	4-11	3-5	1-2	1	1	2	1	6	12	3	2	1	2	0	19
2	Janika Griffith-Wallace	G 27:44	6-10	2-4	2-2	0	5	5	2	1	16	4	3	5	4	0	29
3	Madison Hattix-Covington	20:26	2-9	1-4	0-0	2	4	6	2	2	5	1	2	0	0	0	17
35	Samantha Robinson	24:49	2-4	0-1	0-1	3	7	10	2	2	4	1	2	1	0	0	13
4	Grace Hutson	14:28	0-4	0-4	1-2	0	1	1	0	1	1	1	0	0	0	1	-3
33	Elze Motekalyle	11:38	0-1	0-0	0-0	1	1	2	0	0	0	0	1	2	1	0	10
12	Dasia Townes	05:15	1-1	0-0	0-0	1	2	3	0	0	2	0	1	0	1	0	1
Team						1	0	1			0						
<b>Totals</b>			22-63	8-24	14-18	14	36	50	16	19	66	13	19	15	11	2	29

Technical Fouls: NONE

Shooting By Period		
1st FG%	7-18	38.9%
3PT%	3-9	33.3%
FT%	1-1	100%
2nd FG%	2-12	16.7%
3PT%	1-5	20.0%
FT%	7-8	87.5%
3rd FG%	5-13	38.5%
3PT%	1-1	100%
FT%	6-8	75%
4th FG%	6-20	30.0%
3PT%	3-9	33.3%
FT%	0-1	0%
GM FG%	22-63	34.9%
3PT%	6-24	25.0%
FT%	14-18	77.8%

Dead Ball Rebounds: 2, 0

NCCU		VCU	
Biggest lead			

# 2021-22 VCU BOX SCORES



Official Basketball Box Score - Final  
**North Carolina at VCU**  
 11/26/21 Gateway Christian Academy, Bimini  
 2021-22 Women's Basketball

Game Time: 12:00 PM  
 Game Duration: 1:50

Officials: Kristen Bell, Talisa Green, Eric Baker

NO.	Name	Min	FG			3P			FT			Rebounds			Fouls			TP	AS	TO	ST	Blocks			+/-																
			M-A	M-A	M-A	M-A	M-A	M-A	M-A	OR	DR	TOT	PF	FD	PF	FD	PF					FD	BS	BA		BA															
31	Anya Poole	F 12:52	2-4	0-0	0-0	1	1	2	1	0	4	0	1	0	0	0	0	0	0	0	0	0	0	0																	
1	Alyssa Ustby	G 39:03	9-10	0-0	5-5	1	11	12	0	4	23	0	2	2	0	0	0	0	0	0	0	0	10																		
2	Carlie Littlefield	G 35:30	3-9	0-0	4-6	1	4	5	0	7	10	4	2	0	0	0	0	0	0	0	0	0	6																		
3	Kennedy Todd-Williams	G 27:46	1-7	0-2	0-0	0	3	3	3	1	2	2	1	0	1	0	0	0	0	0	0	0	6																		
25	Deja Kelly	G 36:03	5-15	0-3	5-6	1	7	8	3	5	15	3	1	1	1	0	1	1	0	0	0	9																			
10	Eva Hodgson	27:49	5-9	2-5	2-2	0	1	1	3	3	14	0	1	1	0	0	0	0	0	0	0	14																			
21	Malu Tshenge	11:48	1-2	0-0	0-0	2	0	2	3	1	2	1	1	0	0	0	0	0	0	0	0	5																			
0	Alexandra Zelaya	04:05	1-2	0-0	0-0	1	0	1	1	0	2	0	0	0	0	0	0	0	0	0	0	-3																			
24	Morasha Wiggins	03:25	0-0	0-0	0-0	1	1	1	0	0	0	0	0	0	0	0	0	0	0	0	0	-4																			
30	Jaelynn Murray	00:57	0-0	0-0	0-0	0	1	1	0	0	0	0	0	0	0	0	0	0	0	0	0	-3																			
20	Destiny Adams	00:42	0-0	0-0	0-0	0	1	1	0	0	0	0	0	0	0	0	0	0	0	0	0	1																			
Team						0			1			1			0																										
<b>Totals</b>			27:58			2-13			16-19			7			30			17			21			10			9			4			1			1			13		

Technical Fouls: Kelly 4<sup>th</sup> 7:32

Dead Ball Rebounds: 4.4

NO.	Name	Min	FG			3P			FT			Rebounds			Fouls			TP	AS	TO	ST	Blocks			+/-																			
			M-A	M-A	M-A	M-A	M-A	M-A	M-A	OR	DR	TOT	PF	FD	PF	FD	PF					FD	BS	BA		BA																		
13	Chloe Bloom	F 28:53	4-10	0-0	3-4	2	3	5	1	6	11	1	0	0	0	0	0	0	0	0	0	0	-12																					
0	Sarah Te-Biasu	G 36:50	3-8	2-5	0-0	5	5	3	1	8	8	4	3	0	0	0	0	0	0	0	0	-15																						
1	Taya Robinson	G 33:04	7-18	3-7	1-2	2	1	3	3	3	18	2	2	0	0	0	0	0	0	0	0	-2																						
2	Janika Griffith-Wallace	G 32:33	2-11	2-8	0-0	0	5	5	2	0	6	2	0	3	0	0	0	0	0	0	0	-8																						
3	Madison Hattix-Covington	28:41	4-8	0-1	0-0	0	3	4	1	8	0	0	1	0	1	0	0	0	0	0	0	-7																						
12	Dasia Townes	12:31	0-2	0-0	0-2	0	0	0	3	2	0	0	0	0	0	0	0	0	0	0	0	-15																						
35	Samantha Robinson	08:56	0-0	0-0	0-0	0	0	0	1	1	0	0	0	0	0	0	0	0	0	0	0	-4																						
4	Grace Hutson	18:32	3-7	2-5	0-0	0	4	4	3	0	8	1	2	0	1	0	0	0	0	0	0	-2																						
Team						5			5			0			0																													
<b>Totals</b>			23:64			9-26			4-8			9			21			30			22			14			59			14			7			1			1			-13		

Technical Fouls: Hattix-Covington 4<sup>th</sup> 7:32

Dead Ball Rebounds: 2.2

Biggest lead	UNC		Points from Turnovers	UNC		Period by Period Scoring
	4 <sup>th</sup> (3:57)	3 <sup>rd</sup> (1 <sup>st</sup> 9:19)		16	7	
Best Scoring Run	7 (2 <sup>nd</sup> 7:58)	6 (3 <sup>rd</sup> 6:14)	42	18	UNC 14 20 16 22 72	
Lead Changes	7	9	6	6	VCU 9 19 17 14 59	
Times Tied	3	4	2	2		
Time with Lead	31:20	07:33	18	8		



Official Basketball Box Score - Final  
**East Carolina at VCU**  
 12/01/21 Stuart C. Siegel Center, Richmond  
 2021-22 Women's Basketball

Game Time: 6:00 PM  
 Game Duration: 1:50  
 Attendance: 376

Officials: Ed Sidasky, Krystle Apeltzin, Katie Lukanich

NO.	Name	Min	FG			3P			FT			Rebounds			Fouls			TP	AS	TO	ST	Blocks			+/-																						
			M-A	M-A	M-A	M-A	M-A	M-A	M-A	OR	DR	TOT	PF	FD	PF	FD	PF					FD	BS	BA		BA																					
33	Tyara Chambers	F 12:26	0-2	0-0	0-0	0	0	1	2	0	0	0	0	0	0	0	0	0	0	0	0	0	-11																								
55	Tylar Bennett	G 16:37	0-1	0-0	0-2	1	0	1	4	2	0	2	2	1	0	0	0	0	0	0	0	-1																									
1	Tanyah Thompson	G 30:34	5-14	1-2	1-2	2	2	4	1	0	12	1	3	1	0	0	0	0	0	0	0	-4																									
22	Danae McNeal	G 27:17	4-9	1-2	2-2	1	2	3	0	1	11	1	3	6	1	1	0	0	0	0	0	-19																									
35	DaJa Green	G 27:42	2-5	1-2	4-4	0	3	3	2	4	9	2	2	1	0	0	0	0	0	0	0	-18																									
0	Alexsia Rose	24:39	3-6	0-1	1-2	2	1	3	3	2	7	1	6	1	0	0	0	0	0	0	0	-14																									
4	Synia Johnson	20:45	0-3	0-0	0-0	1	5	6	3	1	0	2	2	0	0	0	0	0	0	0	0	-8																									
11	Raven Johnson	13:39	1-4	0-1	0-0	1	1	2	1	2	2	0	1	0	0	0	0	0	0	0	0	-1																									
12	Morgan Moseley	22:51	3-5	1-2	0-0	0	1	1	2	0	7	0	1	1	0	0	0	0	0	0	0	-7																									
0	Iychez Adams	02:17	0-0	0-0	0-0	0	0	0	0	0	0	0	0	0	0	0	0	0	0	0	0	-1																									
3	Xianna Josephs	01:08	0-0	0-0	0-0	0	0	0	0	0	0	0	0	0	0	0	0	0	0	0	0	-1																									
Team						2			4			6			7			1																													
<b>Totals</b>			18:49			4-10			8-12			10			20			30			17			12			48			7			21			11			1			4			-17		

Technical Fouls: NONE

Dead Ball Rebounds: 1.0

NO.	Name	Min	FG			3P			FT			Rebounds			Fouls			TP	AS	TO	ST	Blocks			+/-																						
			M-A	M-A	M-A	M-A	M-A	M-A	M-A	OR	DR	TOT	PF	FD	PF	FD	PF					FD	BS	BA		BA																					
13	Chloe Bloom	F 25:14	6-12	0-0	2-3	0	7	7	0	7	14	2	2	0	0	0	0	0	0	0	0	0	18																								
0	Sarah Te-Biasu	G 30:47	1-5	0-0	2-2	0	2	2	3	3	4	6	6	1	0	0	0	0	0	0	0	0	18																								
1	Taya Robinson	G 33:51	4-5	1-2	1-2	3	1	3	1	2	17	3	0	3	0	0	0	0	0	0	0	0	13																								
2	Janika Griffith-Wallace	G 30:58	5-8	1-3	0-0	4	3	7	2	0	11	3	3	5	1	1	0	0	0	0	0	0																									
3	Madison Hattix-Covington	30:30	3-9	1-1	1-2	4	1	5	1	2	8	1	2	1	0	0	0	0	0	0	0	0																									
4	Grace Hutson	24:55	3-5	2-3	2-2	2	2	2	1	1	10	0	0	0	0	0	0	0	0	0	0	0																									
35	Samantha Robinson	13:30	0-2	0-0	0-0	1	2	3	2	0	0	2	0	0	0	0	0	0	0	0	0	0																									
12	Dasia Townes	07:43	0-1	0-0	1-2	1	1	2	2	2	1	0	1	0	0	0	0	0	0	0	0	0																									
33	Elyse Motekalyte	01:16	0-0	0-0	0-0	1	1	0	0	0	0	0	0	0	0	0	0	0	0	0	0	0																									
54	Camila Contreras	01:16	0-1	0-0	0-0	0	0	0	0	0	0	0	0	0	0	0	0	0	0	0	0	0																									
Team						0			3			3			0			1																													
<b>Totals</b>			24:54			8-12			9-13			11			24			35			12			17			65			15			17			11			4			1			17		

Technical Fouls: NONE

Dead Ball Rebounds: 3.0

Biggest lead	VCU		Points from Turnovers	VCU		Period by Period Scoring
	3 (1 <sup>st</sup> 6:32)	17 (4 <sup>th</sup> 0:48)		21 <th>20</th> <th>1st 2nd 3rd 4th TOT</th>	20	
Best Scoring Run	9 (1 <sup>st</sup> 6:32)	10 (4 <sup>th</sup> 4:37)	22	22	VCU 17 12 13 6 48	
Lead Changes	6	2	13	13	VCU 21 12 13 19 65	
Times Tied	1	11	10	10		
Time with Lead	03:23	35:03	16	11		



Official Basketball Box Score - Final  
**Boston College at VCU**  
 12/05/21 Stuart C. Siegel Center, Richmond  
 2021-22 Women's Basketball

Game Time: 1:00 PM  
 Game Duration: 2:28  
 Attendance: 469

Officials: Bobby Ray, Whitney Armstrong, Justin Pauch

NO.	Name	Min	FG			3P			FT			Rebounds			Fouls			TP	AS	TO	ST	Blocks			+/-
			M-A	M-A	M-A	M-A	M-A	M-A	M-A	OR	DR	TOT	PF	FD	PF	FD	PF					FD	BS	BA	
3	Jaelynn Batts	F 28:00	2-3	0-0	3-4	4	1	5																	

# 2021-22 VCU BOX SCORES



Official Basketball Box Score - Final

South Fla. at VCU

12/12/21 Stuart C. Siegel Center, Richmond  
2021-22 Women's Basketball

Game Time: 1:00 PM

Game Duration: 1:59

Attendance: 393

Officials: Tom Danaher, Isaac Johnson, Lauren Niemiera

South Fla. - 64

Record: 6-3

NO.	Name	Min	FG	3P	FT	Rebounds			Fouls		TP	AS	TO	ST	Blocks		+/-
			M-A	M-A	M-A	OR	DR	TOT	PF	FD					BS	BA	
20	Bethy Mununga	19:16	0-3	0-0	2-2	4	8	12	0	2	2	1	3	1	0	0	-1
32	Dulcy Mendjiadeu Fankam	29:21	10-11	0-0	2-3	4	5	9	4	5	22	0	3	0	0	0	5
3	Sydni Harvey	26:20	2-7	2-4	0-0	0	3	3	0	0	6	1	4	1	0	1	-9
4	Elisa Pinzan	38:32	6-8	3-4	9-10	0	4	4	0	5	24	1	5	2	0	0	10
5	Elena Tsineke	18:14	3-9	1-4	0-0	1	0	1	2	1	7	1	0	0	0	0	-13
12	Cristina Bermejo	13:10	0-1	0-1	0-0	0	1	1	5	0	0	1	1	0	1	0	16
13	Sara Guerreiro	17:33	1-6	1-2	0-0	2	0	2	0	0	3	2	0	0	0	0	21
21	Shae Leverett	12:15	0-0	0-0	0-0	2	1	3	2	0	0	0	2	0	0	0	-5
1	Maria Alvarez	05:47	0-2	0-1	0-0	0	0	0	1	1	0	0	0	0	0	0	-4
2	Mihaela Ladic	01:20	0-0	0-0	0-0	0	0	0	0	0	0	0	0	0	0	0	0
22	Aerial Wilson	11:28	0-2	0-2	0-0	0	1	1	2	0	0	1	1	0	0	0	17
11	Patience Williams	06:44	0-1	0-0	0-0	0	0	0	0	0	0	0	0	0	0	0	-2
Team						2	4	6									
<b>Totals</b>			22-50	7-18	13-15	15	27	42	16	14	64	8	19	4	1	1	7

Shooting By Period		
1 <sup>st</sup> FG%	6-13	46.2%
3PT%	1-5	20.0%
FT%	0-0	0%
2 <sup>nd</sup> FG%	4-15	26.7%
3PT%	1-5	20.0%
FT%	4-4	100%
3 <sup>rd</sup> FG%	4-9	44.4%
3PT%	2-2	100.0%
FT%	0-0	0%
4 <sup>th</sup> FG%	8-13	61.5%
3PT%	3-6	50.0%
FT%	9-11	81.8%
GM FG%	22-50	44.0%
3PT%	7-18	38.9%
FT%	13-15	86.7%

Dead Ball Rebounds: 0, 0

Technical Fouls: NONE

VCU - 57

Record: 5-4

NO.	Name	Min	FG	3P	FT	Rebounds			Fouls		TP	AS	TO	ST	Blocks		+/-
			M-A	M-A	M-A	OR	DR	TOT	PF	FD					BS	BA	
35	Samantha Robinson	18:18	0-1	0-0	4-4	1	1	2	1	2	4	0	0	1	0	0	7
0	Sarah Te-Biasu	30:04	6-9	3-5	2-3	0	0	0	3	2	17	1	1	3	0	0	-1
1	Taya Robinson	33:31	5-12	1-4	3-4	3	1	4	2	4	14	1	2	1	0	1	-5
2	Janika Griffith-Wallace	28:17	0-9	0-4	3-4	0	1	1	3	2	3	1	0	3	0	0	-6
3	Madison Hattix-Covington	36:28	2-6	1-2	0-0	0	4	4	1	5	5	0	1	2	0	0	-6
13	Chloe Bloom	21:18	5-8	0-0	0-0	1	5	6	3	0	10	0	0	1	1	0	-13
4	Grace Hutson	18:06	1-5	0-3	0-0	1	2	3	1	0	2	1	2	1	0	0	-4
33	Elze Motekaityle	04:11	0-0	0-0	0-0	0	0	0	0	0	0	0	0	0	0	0	-1
12	Dasia Townes	09:47	1-1	0-0	0-1	0	0	0	0	1	2	0	0	0	0	0	-6
Team						0	0	0									
<b>Totals</b>			20-51	5-18	12-16	6	14	20	14	16	57	4	7	12	1	1	-7

Shooting By Period		
1 <sup>st</sup> FG%	7-13	53.8%
3PT%	1-4	25.0%
FT%	0-0	0%
2 <sup>nd</sup> FG%	3-11	27.3%
3PT%	1-3	33.3%
FT%	5-6	83.3%
3 <sup>rd</sup> FG%	8-12	66.7%
3PT%	3-5	60.0%
FT%	3-3	100%
4 <sup>th</sup> FG%	2-15	13.3%
3PT%	0-6	0.0%
FT%	4-7	57.1%
GM FG%	20-51	39.2%
3PT%	5-18	27.8%
FT%	12-16	75.0%

Dead Ball Rebounds: 2, 1

Technical Fouls: NONE

	USF	VCU	Points from	USF	VCU	Period by Period Scoring					
Biggest lead	7 (4 <sup>th</sup> 0:21)	16 (3 <sup>rd</sup> 5:30)	Turnovers	5	17	1st	2nd	3rd	4th	TOT	
Best Scoring Run	16 (4 <sup>th</sup> 3:11)	15 (3 <sup>rd</sup> 5:30)	Paint	20	20	USF	13	13	10	28	64
Lead Changes	2		Second Chance	16	5	VCU	15	12	22	8	57
Times Tied	3		Fast Breaks	0	13						
Time with Lead	08:07	29:59	Bench	3	14						

# LAST TIME OUT



Official Basketball Box Score - Final

## VCU at Stetson

12/17/21 Edmunds Center, DeLand, Fla.  
2021-22 Stetson Women's Basketball

Game Time: 11:00 AM

Game Duration: 1:51

Attendance: 290

Officials: Xiomara Cruz, Luis Gonzales, Shante Anderson

VCU - 58

Record: 5-5

NO.	Name	F/G	Min	FG			Rebounds			Fouls		TP	AS	TO	ST	Blocks		+/-
				M-A	M-A	M-A	OR	DR	TOT	PF	FD					BS	BA	
35	Samantha Robinson	F	27:11	3-9	1-1	2-4	1	2	3	5	3	9	0	3	0	0	2	-2
0	Sarah Te-Biasu	G	36:24	7-15	2-6	3-5	0	2	2	3	4	19	1	1	1	0	0	-10
2	Janika Griffith-Wallace	G	26:51	4-8	1-3	3-3	1	5	6	2	1	12	0	1	0	0	0	-9
3	Madison Hattix-Covington	G	37:05	2-8	0-2	2-3	2	5	7	2	2	6	5	1	2	0	0	-4
4	Grace Hutson	G	22:11	1-2	1-1	0-0	0	2	2	0	0	3	1	4	0	0	0	1
12	Dasia Townes		13:23	1-3	0-0	1-2	0	0	0	1	1	3	0	2	0	0	0	-4
32	Keowa Walters		11:03	1-2	0-0	2-4	2	2	4	2	2	4	0	1	0	1	0	-13
33	Elze Motekaityte		25:52	1-4	0-1	0-0	2	4	6	1	1	2	3	1	0	2	0	11
Team							0	2	2			0		0				
<b>Totals</b>				20-51	5-14	13-21	8	24	32	16	14	58	10	14	3	3	2	-6

Technical Fouls::NONE

Shooting By Period		
1 <sup>st</sup>	FG%	6-11 54.5%
	3PT%	2-4 50.0%
	FT%	3-5 60%
2 <sup>nd</sup>	FG%	4-13 30.8%
	3PT%	1-3 33.3%
	FT%	3-3 100%
3 <sup>rd</sup>	FG%	4-13 30.8%
	3PT%	1-3 33.3%
	FT%	4-8 50%
4 <sup>th</sup>	FG%	6-14 42.9%
	3PT%	1-4 25.0%
	FT%	3-5 60%
<b>GM</b>	FG%	20-51 39.2%
	3PT%	5-14 35.7%
	FT%	13-21 61.9%

Dead Ball Rebounds: 7, 0

Stetson - 64

Record: 7-5

NO.	Name	F/G	Min	FG			Rebounds			Fouls		TP	AS	TO	ST	Blocks		+/-
				M-A	M-A	M-A	OR	DR	TOT	PF	FD					BS	BA	
14	Mali Morgan-Elliott	F	30:53	5-9	2-4	0-0	2	3	5	3	1	12	4	1	0	1	1	16
24	Tatiana Streun	F	21:15	3-8	1-2	4-5	1	8	9	3	6	11	2	5	1	0	1	17
2	Alyssa Hargrove	G	31:12	3-6	1-4	1-2	0	2	2	1	3	8	1	3	1	0	0	4
11	Tippy Robertson	G	29:01	2-5	2-5	0-0	0	2	2	1	2	6	2	0	0	0	0	12
13	Yazz Wazeerud-Din	G	29:18	2-10	1-8	2-2	2	1	3	1	2	7	1	1	2	1	0	-1
12	Ayanna Dublin		12:16	2-5	0-0	1-2	3	2	5	0	1	5	3	1	1	0	0	-7
4	Jamiya Turner		15:35	2-4	0-0	0-0	0	2	2	2	0	4	0	0	0	0	0	-14
5	Kiya Turner		27:34	5-10	0-1	1-1	2	2	4	2	1	11	3	1	0	0	1	5
23	Khamya McNeal		02:56	0-0	0-0	0-0	0	1	1	1	0	0	0	0	1	0	0	-2
Team							0	1	1			0		2				
<b>Totals</b>				24-57	7-24	9-12	10	24	34	14	16	64	16	14	6	2	3	6

Technical Fouls::NONE

Shooting By Period		
1 <sup>st</sup>	FG%	7-15 46.7%
	3PT%	2-6 33.3%
	FT%	0-0 0%
2 <sup>nd</sup>	FG%	4-15 26.7%
	3PT%	1-6 16.7%
	FT%	2-3 66.7%
3 <sup>rd</sup>	FG%	9-15 60.0%
	3PT%	3-5 60.0%
	FT%	1-1 100%
4 <sup>th</sup>	FG%	4-12 33.3%
	3PT%	1-7 14.3%
	FT%	6-8 75%
<b>GM</b>	FG%	24-57 42.1%
	3PT%	7-24 29.2%
	FT%	9-12 75.0%

Dead Ball Rebounds: 2, 0

	VCU	STET
Biggest lead	3 (1 <sup>st</sup> 8:15)	11 (3 <sup>rd</sup> 6:23)
Best Scoring Run	8 (2 <sup>nd</sup> 9:40)	10 (1 <sup>st</sup> 4:33)
Lead Changes	5	
Times Tied	4	
Time with Lead	08:06	28:35

Points from	VCU	STET
Turnovers	11	16
Paint	24	30
Second Chance	6	11
Fast Breaks	6	11
Bench	9	20

Period by Period Scoring					
	1st	2nd	3rd	4th	TOT
VCU	17	12	13	16	58
STET	16	11	22	15	64

**THE STAT CREW SYSTEM**  
**VCU Combined Team Statistics (as of Jan 04, 2022)**  
**All games**

<b>RECORD:</b>	<b>OVERALL</b>	<b>HOME</b>	<b>AWAY</b>	<b>NEUTRAL</b>
ALL GAMES	5-5	4-2	0-2	1-1
CONFERENCE	0-0	0-0	0-0	0-0
NON-CONFERENCE	5-5	4-2	0-2	1-1

##	Player	gp-gs	min	avg	Total		3-Point		F-Throw		Rebounds				pf	dq	a	to	blk	stl	pts	avg
					fg-fga	fg%	3fg-fga	3fg%	ft-fa	ft%	off	def	tot	avg								
01	ROBINSON, Taya	9-9	281	31.2	47-120	.392	19-49	.388	20-29	.690	21	24	45	5.0	23	1	17	17	3	16	133	14.8
00	TE-BIASU, Sarah	10-10	335	33.5	42-98	.429	15-43	.349	18-23	.783	3	25	28	2.8	29	1	30	29	2	21	117	11.7
13	BLOOM, Chloe	9-8	217	24.1	33-80	.413	0-0	.000	20-32	.625	14	41	55	6.1	19	0	7	17	5	5	86	9.6
02	GRIFFITH-WALLACE,	10-10	286	28.6	35-94	.372	10-43	.233	13-15	.867	6	30	36	3.6	22	0	15	15	5	26	93	9.3
03	HATTIX-COVINGTON,	10-8	311	31.1	20-61	.328	4-16	.250	22-25	.880	18	41	59	5.9	21	0	14	12	2	17	66	6.6
04	HUTSON, Grace	10-1	169	16.9	14-39	.359	9-27	.333	6-10	.600	4	12	16	1.6	11	0	6	13	3	4	43	4.3
32	WALTERS, Keowa	1-0	11	11.0	1-2	.500	0-0	.000	2-4	.500	2	2	4	4.0	2	0	0	1	1	0	4	4.0
35	ROBINSON, Samantha	10-2	183	18.3	14-37	.378	1-5	.200	9-14	.643	10	22	32	3.2	22	1	4	19	0	4	38	3.8
12	TOWNES, Dasia	10-0	123	12.3	11-26	.423	0-0	.000	4-12	.333	4	8	12	1.2	17	0	4	12	2	3	26	2.6
33	MOTEKAITYTE, Elze	6-0	46	7.7	2-7	.286	0-1	.000	0-0	.000	3	6	9	1.5	1	0	3	2	4	2	4	0.7
34	PARHAM, Mykel	2-2	35	17.5	0-3	.000	0-0	.000	1-2	.500	3	14	17	8.5	2	0	1	2	1	0	1	0.5
54	CONTRERAS, Camila	3-0	3	1.0	0-1	.000	0-0	.000	0-0	.000	0	1	1	0.3	0	0	0	0	0	0	0	0.0
Team											19	13	32					7				
Total.....		10	2000		219-568	.386	58-184	.315	115-166	.693	107	239	346	34.6	169	3	101	146	28	98	611	61.1
Opponents.....		10	2000		201-528	.381	40-155	.258	119-165	.721	105	253	358	35.8	174	-	95	178	22	76	561	56.1

<b>TEAM STATISTICS</b>	<b>VCU</b>	<b>OPP</b>	<b>Date</b>	<b>Opponent</b>	<b>Score</b>	<b>Att.</b>
SCORING	611	561	11/12/21	MIDDLE TENN.	L 46-54	495
Points per game	61.1	56.1	11/17/21	N.C. CENTRAL	W 66-37	407
Scoring margin	+5.0	-	11/21/21	OLD DOMINION	W 71-48	641
FIELD GOALS-ATT	219-568	201-528	11/25/21	vs Washington	W 60-47	200
Field goal pct	.386	.381	11/26/21	vs North Carolina	L 59-72	0
3 POINT FG-ATT	58-184	40-155	12/01/21	EAST CAROLINA	W 65-48	378
3-point FG pct	.315	.258	12/05/21	BOSTON COLLEGE	W 69-65	469
3-pt FG made per game	5.8	4.0	12/08/21	at Buffalo	L 60-62	1211
FREE THROWS-ATT	115-166	119-165	12/12/21	SOUTH FLA.	L 57-64	393
Free throw pct	.693	.721	12/17/21	at Stetson	L 58-64	290
F-Throws made per game	11.5	11.9	* - Conference game			
REBOUNDS	346	358				
Rebounds per game	34.6	35.8				
Rebounding margin	-1.2	-				
ASSISTS	101	95				
Assists per game	10.1	9.5				
TURNOVERS	146	178				
Turnovers per game	14.6	17.8				
Turnover margin	+3.2	-				
Assist/turnover ratio	0.7	0.5				
STEALS	98	76				
Steals per game	9.8	7.6				
BLOCKS	28	22				
Blocks per game	2.8	2.2				
ATTENDANCE	2783	1701				
Home games-Avg/Game	6-464	2-750				
Neutral site-Avg/Game	-	2-100				

<b>Score by Periods</b>	<b>1st</b>	<b>2nd</b>	<b>3rd</b>	<b>4th</b>	<b>Totals</b>
VCU	136	137	164	174	611
Opponents	132	137	121	171	561

# VCU SPOTTERS CHART



**0 • SARAH TE-BIASU**

SOPHOMORE • G • 5-5  
MONTREAL, CANADA/NIAGARA PREP



**1 • TAYA ROBINSON**

GRADUATE • G • 5-10  
RICHMOND, VA./HUGUENOT




**2 • JANIKA GRIFFITH-WALLACE**

R-SENIOR • G • 5-9  
BRAMPTON, ONTARIO/MURRAY STATE



**3 • MADISON HATTIX-COVINGTON**

R-SENIOR • G • 5-10  
KILLEEN, TEXAS/ELLISON




**4 • GRACE HUTSON**

R-FRESHMAN • G • 5-10  
CHRISTIANSBURG, VA.



**5 • BUKOLA AKOMOLAFE**

FRESHMAN • G • 5-10  
EL PASO, TEXAS



**12 • DASIA TOWNES**

SOPHOMORE • G • 5-11  
BALTIMORE, MD./BALTIMORE POLY INST.



**13 • CHLOE BLOOM**

R-JUNIOR • C • 6-3  
SYDNEY, AUSTRALIA./OKLAHOMA



**23 • RAIN GREEN**

R-FRESHMAN • G • 5-6  
BALTIMORE, MD./ROLAND PARK



**30 • SKYE ROBINSON**

FRESHMAN • F • 6-2  
RUTHER GLEN, VA./TPLS ACADEMY



**32 • KEOWA WALTERS**

SENIOR • F • 6-2  
TORONTO, CANADA/BUFFALO



**33 • ELZE MOTEKAITYTE**

SOPHOMORE • G/F • 6-2  
KLAIPEDA, LITHUANIA/  
NEW HOPE ACADEMY (MD.)




**34 • MYKEL PARHAM**

JUNIOR • F • 6-12  
BURNSVILLE, MINN. / CREIGHTON



**35 • SAMANTHA ROBINSON**

R-JUNIOR • F • 6-1  
BRADFORD, ONTARIO/CENTRAL MICH.



**54 • CAMILA CONTRERAS**

SOPHOMORE • C • 6-4  
SOCORRO, TEXAS/ SAN ELIZARIO