

ALL-TIME WINNING PERCENTAGE

Division I Only (Through 2019-20 Season)

No.	School	First Season*	Yrs.	Won	Lost	Tied	Pct.
1	Kentucky	1903	118	2,318	712	1	.765
2	North Carolina	1911	110	2,275	818	0	.736
3	Kansas	1899	122	2,302	862	0	.728
4	Duke	1906	115	2,201	893	0	.711
5	UNLV	1959	62	1,279	572	0	.691
6	UCLA	1920	101	1,906	864	0	.688
7	Syracuse	1901	120	1,922	922	0	.676
8	Western Kentucky	1915	106	1,815	936	0	.660
9	Arizona	1905	116	1,834	957	1	.657
9	Villanova	1921	100	1,799	941	0	.657
11	Louisville	1912	109	1,746	933	0	.652
12	VCU	1971	50	981	530	0	.649
13	Murray State	1926	95	1,663	903	0	.648
14	Notre Dame	1898	123	1,900	1,040	1	.646
15	Utah	1909	112	1,836	1,019	0	.643

* - VCU was an NAIA-affiliated school until the 1970-71 season



CAREER RECORDS

SCORING

Rk.	Player, Years	Pts.
1.	Eric Maynor (2005-2009)	1,953
2.	Treveon Graham (2011-15)	1,882
3.	Kendrick Warren, (1990-94)	1,858
4.	Charles Wilkins, (1968-71)	1,716
5.	Bradford Burgess (2008-12)	1,684
6.	Melvin Johnson (2012-16)	1,657
7.	Phil Stinnie, (1984-88)	1,645
8.	Calvin Duncan, (1981-85)	1,630
9.	Domonic Jones, (2000-04)	1,616
10.	Jesse Dark, (1970-74)	1,584
RPI/VCU Record: Len Creech, (64-67, 69)		2,019

SCORING AVERAGE

Rk.	Player, Years	PPG
1.	Charles Wilkins, (1968-71)	23.8
2.	Chris Cheeks, (1987-89)	20.2
3.	Jesse Dark, (1970-74)	18.0
4.	Kendrick Warren, (1990-94)	17.5
5.	Bernard Harris, (1970-74)	17.0
6.	Willie Taylor, (2000-03)	15.7
7.	Bo Jones, (1998-01)	15.2
8.	Bernard Hopkins, (1994-96)	15.1
9.	Gerald Henderson, (1974-78)	15.0
	Eric Maynor (2005-2009)	15.0
RPI/VCU Record: Len Creech, (1964-67, 69)		21.9

FIELD GOALS

Rk.	Player, Years	FGM
1.	Kendrick Warren, (1990-94)	770
2.	Charles Wilkins, (1968-71)	690
3.	Gerald Henderson, (1974-78)	682
4.	Jesse Dark, (1970-74)	678
5.	Eric Maynor (2005-2009)	654
6.	Monty Knight, (1978-82)	643
7.	Domonic Jones, (2000-04)	629
8.	Treveon Graham (2011-15)	618
	Phil Stinnie, (1984-88)	618
10.	Michael Brown, (1982-86)	612

FIELD GOAL PCT. (Min. 100 Made)

Rk.	Player, Years	FG Pct.
1.	Mo Alie-Cox (2013-17)	.574
2.	Justin Tillman (2014-18)	.573
	Marcus Santos-Silva (2017-20)	.573
4.	Bernard Hopkins, (1994-96)	.571
5.	Randy Corker, (1981-83)	.561
6.	George Byrd, (1993-97)	.557
7.	Mike Schlegel, (1981-85)	.551
8.	Lorenza Watson, (1975-79)	.547
9.	John Thompson, (1986-88)	.545
10.	Sherron Mills, (1990-93)	.540

3-PT. FIELD GOALS

Rk.	Player, Years	3FGM
1.	Melvin Johnson (2012-16)	285
2.	B.A. Walker, (2003-07)	269
3.	Troy Daniels (2009-13)	251
4.	Bradford Burgess (2008-12)	231
5.	Joey Rodriguez (2007-11)	211
6.	Treveon Graham (2011-15)	200
7.	De'Riante Jenkins (2016-20)	196
8.	Brandon Rozzell, (2007-11)	193
9.	JeQuan Lewis (2013-17)	189
10.	Bo Jones, (1998-01)	182

3-PT. FIELD GOAL PCT. (Min. 50 Made)

Rk.	Player, Years	3FG Pct.
1.	Alexander Harper, (2003-06)	.438
2.	Nah'Shon Hyland (2019-20)	.434
3.	Nick George, (2002-06)	.418
4.	Dewayne Garner, (1989-91)	.400
5.	Patrick Lee, (1995-97)	.399
6.	Bradford Burgess (2008-12)	.396

7.	Chris Brower, (1989-93)	.394
8.	Kenny Harris, (1992-94)	.392
9.	B.A. Walker (2003-07)	.391
10.	Troy Daniels (2010-14)	.386

FREE THROWS

Rk.	Player, Years	FTM
1.	Eric Maynor (2005-2009)	503
2.	Treveon Graham (2011-15)	446
3.	Calvin Duncan, (1981-85)	440
4.	Phil Stinnie, (1984-88)	375
5.	Bradford Burgess (2008-12)	343
6.	JeQuan Lewis (2013-17)	341
7.	Nick George, (2002-06)	339
8.	Charles Wilkins, (1968-71)	336
9.	Willie Taylor, (2000-03)	335
10.	Kendrick Warren, (1990-94)	312

FREE THROW PCT. (Min. 100 Made)

Rk.	Player, Years	FT Pct.
1.	B.A. Walker (2003-07)	.826
2.	Bo Jones, (1999-01)	.821
3.	JeQuan Lewis (2013-17)	.820
4.	Calvin Duncan, (1981-85)	.818
5.	Joey Rodriguez, (2007-11)	.802
6.	Nicky Jones, (1983-84/86)	.793
7.	Eric Maynor (2005-09)	.791
8.	Phil Stinnie, (1984-88)	.788
9.	Tim Binns, (1973-74/75-78)	.787
10.	Willie Taylor, (2000-03)	.786
	Melvin Johnson (2012-16)	.786

REBOUNDS

Rk.	Player, Years	Rebs.
1.	Lorenza Watson, (1975-79)	1,143
2.	Kendrick Warren, (1990-94)	1,049
3.	Justin Tillman (2014-18)	922
4.	Juvonte Reddic, (2010-14)	895
5.	Bernard Harris, (1970-74)	839
6.	Treveon Graham (2011-15)	803
7.	Larry Sanders (2007-10)	776
8.	Richard Jones, (1971-75)	755
9.	Kenny Stancell, (1978-82)	744
10.	Mike Schlegel, (1981-85)	743

REBOUND AVERAGE

Rk.	Player, Years	RPG
1.	Charles Wilkins, (1968-71)	13.5
2.	Lorenza Watson, (1975-79)	11.0
3.	Bernard Harris, (1970-74)	10.4
4.	Richard Jones, (1971-75)	9.90
5.	Kendrick Warren, (1990-94)	9.89
6.	Bernard Hopkins, (1994-96)	9.3
7.	Larry Sanders (2007-10)	7.7
8.	Troy Godwin (2002-04)	7.6
9.	Tom Motley, (1972-76)	7.4
10.	Tic Price, (1974-76)	6.84

ASSISTS

Rk.	Player, Years	Ast.
1.	Eric Maynor (2005-09)	674
2.	Edmund Sherod, (1977-81)	582
3.	Joey Rodriguez, (2007-11)	580
4.	Rolando Lamb, (1981-85)	550
5.	LaMar Taylor, (1997-01)	527
6.	JeQuan Lewis (2013-17)	505
7.	Dave Edwards, (1970-74)	497
8.	Darius Theus (2009-13)	462
9.	Calvin Duncan, (1981-85)	434
10.	Sherman Hamilton, (1994-97)	417

ASSIST AVERAGE

Rk.	Player, Years	APG
1.	Keith Highsmith, (1974-76)	6.94
2.	Kenny Harris, (1992-94)	6.18

3.	Dave Edwards, (1970-74)	5.60
4.	Eric Maynor (2005-09)	5.18
5.	Edmund Sherod, (1977-81)	5.15
6.	LaMar Taylor, (1997-01)	4.83
7.	Sherman Hamilton, (1994-97)	4.63
8.	Rolando Lamb, (1981-85)	4.58
9.	Carl Weldon, (1989-90/91-92)	4.41
10.	Joey Rodriguez, (2007-11)	4.08

STEALS

Rk.	Player, Years	Steals
1.	Briante Weber (2011-15)	374
2.	Rolando Lamb, (1981-85)	257
3.	Joey Rodriguez, (2007-11)	237
	Darius Theus (2009-13)	237
5.	JeQuan Lewis (2013-17)	205
6.	Edmund Sherod, (1977-81)	202
7.	LaMar Taylor, (1997-01)	193
8.	Doug Brooks (2013-17)	170
9.	Eric Maynor (2005-09)	168
10.	Juvonte Reddic, (2010-14)	160

BLOCKED SHOTS

Rk.	Player, Years	Blks.
1.	Lorenza Watson, (1975-79)	391
2.	Mo Alie-Cox (2013-17)	255
3.	L.F. Likholitov, (1998-02)	207
4.	Kendrick Warren, (1990-94)	193
5.	Larry Sanders (2007-10)	187
6.	Sherron Mills, (1990-93)	134
7.	Juvonte Reddic, (2010-14)	123
8.	Kenny Stancell, (1978-82)	117
9.	George Byrd, (1993-97)	116
10.	Justin Tillman (2014-18)	102

MINUTES PLAYED

Rk.	Player, Years	Min.
1.	Bradford Burgess (2008-12)	4,572
2.	Joey Rodriguez, (2007-11)	4,401
3.	Edmund Sherod, (1977-81)	4,091
4.	Michael Brown, (1982-86)	4,081
5.	Eric Maynor (2005-09)	3,990
6.	B.A. Walker, (2003-07)	3,822
7.	Calvin Duncan, (1981-85)	3,785
8.	Rolando Lamb, (1981-85)	3,630
9.	Mike Schlegel, (1981-85)	3,609
10.	Treveon Graham (2011-15)	3,559

MINUTES AVERAGED

Rk.	Player, Years	MPG
1.	Edmund Sherod, (1977-81)	36.20
2.	Chris Cheeks, (1987-89)	34.08
3.	Michael Brown, (1982-86)	33.72
4.	Gerald Henderson, (1974-78)	32.94
5.	Eric Atkins, (1990-92)	32.67
6.	Kenny Harris, (1992-94)	32.40
7.	Calvin Duncan, (1981-85)	31.54
8.	Sherman Hamilton, (1994-97)	31.52
9.	Monty Knight, (1978-82)	31.46
10.	Bradford Burgess (2008-12)	31.32

DOUBLE-DOUBLES

Rk.	Player, Years	No.
1.	Lorenza Watson, (1975-79)	46
2.	Kendrick Warren, (1990-94)	43
3.	Justin Tillman (2014-18)	34
4.	Larry Sanders, (2007-10)	28
	Juvonte Reddic (2010-14)	28
6.	Bernard Hopkins, (1994-96)	27
7.	Tom Motley, (1972-76)	21
8.	Kenny Stancell, (1978-82)	20
9.	Treveon Graham (2011-15)	17
	Phil Stinnie, (1984-88)	17

* Minimum 40 games played for career averages

SINGLE-SEASON RECORDS

SCORING

Rk.	Player, Year	Pts.
1.	Phil Stinnie, (1987-88)	803
2.	Eric Maynor (2008-09)	760
3.	Chris Cheeks, (1988-89)	667
4.	Charles Wilkins, (1969-70)	660
5.	Melvin Johnson (2015-16)	626
6.	Justin Tillman (2017-18)	625
7.	Jamie Skeen, (2010-11)	611
8.	Chris Cheeks, (1987-88)	606
9.	Eric Maynor, (2007-08)	573
10.	Bradford Burgess (2010-11)	571

SCORING AVERAGE

Rk.	Player, Year	PPG
1.	Charles Wilkins, (1969-70)	27.5
2.	Charles Wilkins, (1968-69)	24.0
3.	Chris Cheeks, (1988-89)	23.8
4.	Phil Stinnie, (1987-88)	23.6
5.	Jesse Dark, (1973-74)	23.1
6.	Eric Maynor (2008-09)	22.4
7.	Jesse Dark, (1971-72)	22.1
8.	Gerald Henderson, (1976-77)	20.24
9.	Charles Wilkins, (1970-71)	20.22
10.	Bernard Harris, (1971-72)	19.7

FIELD GOALS

Rk.	Player, Year	FGM
1.	Phil Stinnie, (1987-88)	292
2.	Charles Wilkins, (1969-70)	264
3.	Justin Tillman (2017-18)	248
	Eric Maynor (2008-09)	248
5.	Chris Cheeks, (1987-88)	246
6.	Gerald Henderson, (1973-74)	245
7.	Kendrick Warren, (1991-92)	229
8.	Gerald Henderson, (1976-77)	228
9.	Bernard Hopkins, (1995-96)	224
10.	Chris Cheeks, (1987-88)	224

FIELD GOAL PERCENTAGE (Min. 50 Made)

Rk.	Player, Year	FG Pct.
1.	Penny Elliott (1978-79)	.633
2.	Scott Lilly (1997-98)	.621
3.	Mo Alie-Cox (2015-16)	.612
4.	Justin Tillman (2015-16)	.603
	Bernard Harris, (1971-72)	.603
6.	Marcus Santos-Silva (2018-19)	.594
7.	Mo Alie-Cox (2014-15)	.594
8.	Justin Tillman (2016-17)	.592
9.	Bernard Hopkins, (1994-95)	.585
10.	George Byrd (1994-95)	.583

3-PT. FIELD GOALS

Rk.	Player, Year	3FGM
1.	Troy Daniels (2012-13)	124
2.	Melvin Johnson (2015-16)	110
3.	Troy Daniels (2011-12)	94
4.	B.A. Walker, (2006-07)	92
5.	Kenny Harris, (1993-94)	90
6.	Melvin Johnson (2014-15)	86
7.	JeQuan Lewis (2016-17)	83
8.	Bradford Burgess (2011-12)	81
9.	De'Riante Jenkins (2017-18)	79
10.	Jamal Shuler, (2007-08)	78
	Brandon Rozzell, (2010-11)	78

3-PT. FIELD GOAL PERCENTAGE (Min. 25 Made)

Rk.	Player, Year	3FG Pct.
1.	Patrick Lee, (1996-97)	.477
	Alexander Harper (2005-06)	.477
3.	Nick George (2005-06)	.468
4.	Alexander Harper (2004-05)	.446
5.	LaMar Taylor, (1998-99)	.444
6.	Bradford Burgess (2010-11)	.434
	Nah'Shon Hyland (2019-20)	.434
8.	Tyron McCoy, (1992-93)	.433
9.	Ed Nixon, (2009-10)	.432
10.	Bradford Burgess (2008-09)	.430

FREE THROWS

Rk.	Player, Year	FTM
1.	Eric Maynor (2008-09)	198
2.	Phil Stinnie, (1987-88)	188
3.	Jamie Skeen, (2010-11)	179
4.	Willie Taylor, (2001-02)	153
5.	Calvin Duncan, (1982-83)	145
6.	Eric Maynor, (2006-07)	140
7.	Rolando Lamb, (1984-85)	133
8.	Charles Wilkins, (1969-70)	132
	Charles Wilkins, (1968-69)	132
9.	Eric Maynor, (2007-08)	131
10.	Chris Cheeks, (1988-89)	126

FREE THROW PCT. (Min. 50 Made)

Rk.	Player, Year	FT Pct.
1.	Emanuel Mathis (2002-03)	.882
2.	De'Riante Jenkins (2019-20)	.875
3.	B.A. Walker (2004-05)	.859
4.	JeQuan Lewis (2015-16)	.857
5.	Willie Taylor (2001-02)	.850
6.	B.A.Walker (2006-07)	.848
7.	Bo Jones, (1999-00)	.844
8.	Bernard Harris, (1972-73)	.836
9.	Calvin Duncan, (1982-83)	.833
	Jesse Pellot-Rosa (2005-06)	.833

REBOUNDS

Rk.	Player, Year	Rebs.
1.	Charles Wilkins, (1969-70)	398
2.	Kendrick Warren, (1993-94)	336
3.	Bernard Hopkins, (1995-96)	333
4.	Lorenza Watson, (1977-78)	332
5.	Justin Tillman (2017-18)	327
6.	Greg McDougald, (1970-71)	323
7.	Larry Sanders, (2009-10)	319
8.	Lorenza Watson, (1978-79)	313
9.	Lorenza Watson, (1976-77)	311
10.	Juvonte Reddic, (2013-14)	294
	Larry Sanders, (2008-09)	292

REBOUND AVERAGE

Rk.	Player, Year	RPG
1.	Charles Wilkins, (1969-70)	16.6
2.	Richard Jones, (1971-72)	13.1
3.	Greg McDougald, (1970-71)	12.9
4.	Lorenza Watson, (1978-79)	12.5
5.	Kendrick Warren, (1993-94)	12.4
6.	Lorenza Watson, (1976-77)	12.0
7.	Lorenza Watson, (1977-78)	11.9
8.	Bernard Harris, (1973-74)	11.6
9.	Bernard Harris, (1971-72)	11.5
10.	Bernard Harris, (1972-73)	10.9

ASSISTS

Rk.	Player, Year	Ast.
1.	Eric Maynor, (2006-07)	224
2.	Eric Maynor (2008-09)	210
3.	Joey Rodriguez, (2009-10)	208
	Joey Rodriguez, (2010-11)	208
5.	Keith Highsmith, (1974-75)	197
6.	LaMar Taylor, (1998-99)	194
7.	Kenny Harris, (1992-93)	188
8.	JeQuan Lewis (2015-16)	183
9.	Jonathan Williams (2017-18)	182
10.	Edmund Sherod, (1980-81)	180

ASSIST AVERAGE

Rk.	Player, Year	APG
1.	Dave Edwards, (1971-72)	8.47
2.	Keith Highsmith, (1974-75)	7.88
3.	Eric Maynor, (2006-07)	6.40
4.	Kenny Harris, (1992-93)	6.27
5.	LaMar Taylor, (1998-99)	6.26
6.	Edmund Sherod, (1978-79)	6.24
7.	Edmund Sherod, (1980-81)	6.21
8.	Eric Maynor (2008-09)	6.18
9.	Kenny Harris, (1993-94)	6.07
10.	Keith Highsmith, (1975-76)	6.00

STEALS

Rk.	Player, Year	Steals
1.	Briante Weber (2013-14)	121
2.	Briante Weber (2012-13)	98
3.	Rolando Lamb, (1984-85)	88
4.	Darius Theus (2012-13)	85
5.	Briante Weber (2014-15)	78
6.	Briante Weber (2011-12)	77
7.	Rolando Lamb, (1982-83)	72
8.	Nicky Jones, (1985-86)	71
	Darius Theus (2011-12)	71
10.	Doug Brooks (2015-16)	69

BLOCKED SHOTS

Rk.	Player, Year	Blocks
1.	Lorenza Watson, (1976-77)	135
2.	Lorenza Watson, (1978-79)	129
3.	Lorenza Watson, (1977-78)	127
4.	Larry Sanders, (2007-08)	95
5.	Larry Sanders (2008-09)	92
6.	Larry Sanders (2009-10)	90
7.	L.F. Likholitov, (2001-02)	79
8.	Mo Alie-Cox (2016-17)	71
9.	Mo Alie-Cox (2015-16)	68
	Mo Alie-Cox (2014-15)	68

MINUTES PLAYED

Rk.	Player, Year	Minutes
1.	Bradford Burgess, (2010-11)	1,380
2.	Joey Rodriguez, (2010-11)	1,343
3.	Jamie Skeen, (2010-11)	1,245
4.	Eric Maynor, (2006-07)	1,214
5.	Eric Maynor (2008-09)	1,206
6.	Phil Stinnie, (1987-88)	1,187
7.	Joey Rodriguez, (2009-10)	1,184
8.	Chris Cheeks, (1987-88)	1,169
9.	Bradford Burgess (2011-12)	1,164
10.	Calvin Duncan, (1984-85)	1,140

TEAM RECORDS

SEASON, GENERAL

Most Games Played – 40; 2010-11 (28-12)

Fewest Games Played – 19; 1971-72 (15-4)

Most Minutes Played – 8,101; 2010-11 (28-12)

Fewest Minutes Played – 3,875; 1971-72 (15-4)

Most Wins – 29; 2011-12 (29-7)

Fewest Wins – 9; 1997-98 (9-19)

Fewest Losses – 5; 1972-73 (15-5); 1977-78 (24-5); 1978-79 (20-5); 1980-81 (24-5)

Most Losses – 19; 1997-98 (9-19)

Highest Winning Percentage – .828; 1977-78 (24-5); 1980-81 (24-5)

Lowest Winning Percentage – .321; 1997-98 (9-19)

Highest Conference Winning Percentage – .889; 2006-07 (16-2 in Colonial Athletic Association), 2018-19 (16-2 in A-10)

Highest Metro Conf. Winning Percentage – .583; 1995-96 (7-5)

Highest Sun Belt Conf. Winning Percentage – .857; 1982-83 (12-2); 1984-85 (12-2)

Longest Winning Streak – 16; Jan. 18, 1981 to March 13, 1981 (Broken: March 15, 1981 by Tennessee 56-58 in overtime, NCAA Tournament)

Longest Losing Streak – 6; Feb. 21, 1970 to Dec. 3, 1970; Dec. 1, 1985 to Dec. 21, 1985; Feb. 7, 1998 to Feb. 23, 1998

Home Winning Streak – 33; Dec. 18, 1976 to Feb. 4, 1978 (Broken: Feb. 10, 1978 by Virginia Tech 63-71)

Most Overtime Games – 6; 1978-79 (Won 5, Lost 1); 1999-00 (Won 4, Lost 2); 2000-

01 (Won 4, Lost 2)

SEASON, OFFENSIVE

Most Points – 2,864; in 40 games, 2010-11

Fewest Points – 1,653; in 20 games, 1972-73

Highest Scoring Average – 94.4; in 19 games, 1971-72

Lowest Scoring Average – 63.8; in 28 games, 1997-98

Highest Scoring Margin – +15.6; in 19 games, 1971-72 (94.6 to 79.0)

Most Field Goals Made – 1,047; in 35 games, 1987-88 (attempted: 2,215)

Most Field Goals Attempted – 2,238; in 36 games, 2015-16 (made: 1,010)

Highest Field Goal Percentage – .521; in 25 games, 1978-79 (755 of 1449)

Most Three-Point Field Goals Made – 339; in 40 games, 2010-11 (attempted: 917)

Most Three-Point Field Goals Attempted – 917; in 40 games, 2010-11 (made: 339)

Highest Three-Point Field Goal Percentage – .485; in 31 games, 1982-83 (48 of 99)

Most Free Throws Made – 589; in 40 games, 2010-11 (attempted: 824)

Most Free Throws Attempted – 824; in 40 games, 2010-11 (made: 589)

Highest Free Throw Percentage – .738; in 31 games, 1982-83 (497 of 673)

Most Rebounds – 1,354; in 35 games, 1987-88

Highest Rebound Average – 55.1; in 24 games, 1973-74

Best Rebound Margin – +11.8; in 24 games, 1973-74 (55.1 to 42.1)

Most Assists – 583; in 40 games, 2010-11

Fewest Turnovers – 357; in 29 games, 1980-81

Most Turnovers – 582; in 31 games, 1990-91

Most Blocked Shots – 184; in 25 games, 1978-79

Most Steals – 422 in 36 games; 2012-13

Fewest Fouls – 307; in 19 games, 1971-72

Most Fouls – 750; in 35 games, 1987-88

Fewest Fouled Out – 3; in 36 games, 2012-13, in in 33 games, 2018-19

SEASON, DEFENSIVE

Fewest Points Allowed – 1,483; in 20 games, 1972-73

Most Points Allowed – 2,673; in 40 games, 2010-11

Lowest Opponent Scoring Average – 56.3; in 30 games, 1983-84

Highest Opponent Scoring Average – 88.0; in 23 games, 1969-70

Fewest Field Goals Allowed – 613; in 19 gms., 1971-72

Most Field Goals Allowed – 971; in 40 gms., 2010-11

Lowest Opponent Field Goal Percentage – .374; in 32 games, 2001-02 (767 of 2052)*

Highest Opponent Field Goal Percentage – .479; in 35 games, 1987-88 (949 of 1982)

Lowest Opponent Free Throw Percentage – .599; in 20 games, 1972-73 (299 of 382)

Highest Free Throw Percentage – .720; in 28 games, 1988-89 (494 of 686)

Lowest Opponent Three-Point Percentage – .269; in 32 games, 2007-08 (137 of 509)*

Highest Opponent Three-Point Percentage – .375; in 27 games, 1994-95 (187 of 499)

Most Opponent Turnovers – 709; in 36



► The 2010-11 squad set 11 single-season team records on its way to the NCAA Final Four.

SINGLE GAME RECORDS

games, 2012-13*

Fewest Opponent Turnovers – 350: in 31 games, 1996-97

*Led NCAA in category

INDIVIDUAL RECORDS

Most Minutes Played – 48: Kenny Stancell vs. UNC Charlotte, Jan. 9, 1982

Most Points – 45: Charles Wilkins vs. West Liberty State, Dec. 20, 1968

Most Field Goals Made – 18: Chris Cheeks vs. Old Dominion, Jan. 14, 1989

Most Field Goals Attempted – 28: Jesse Dark vs. Texas A&M, Dec. 19, 1973; JeQuan Lewis vs. Saint Mary's, March 16, 2017

Highest Field Goal Percentage (min. 10 FGA) – 1.000 (twice): Greg McCray vs. Cincinnati, Dec. 23, 1980 (10-10); Mike Schlegel vs. Jacksonville, March 2, 1985 (10-10)

Most 3-Point Field Goals Made – 11: Troy Daniels vs. ETSU, Jan. 2, 2013

Most 3-Point Field Goals Attempted – 20: Troy Daniels vs. ETSU, Jan. 2, 2013

Highest 3-Point Field Goal Percentage – .875 (twice): Chris Brower vs. Western Kentucky, March 2, 1992 (7-8); Terrence Gibson vs. Xavier, Feb. 23, 1994 (7-8)

Most Free Throws Made – 14 (four times): Charles Wilkins vs. Virginia Union, Feb. 22, 1971; Chris Cheeks vs. Western Kentucky, Jan. 23, 1987; Willie Taylor vs. Hampton, Dec. 19, 2002; Treveon Graham at Richmond, Feb. 25, 2015

Most Free Throws Attempted – 19: Shawn Hampton vs. Liberty, Dec. 12, 1998

Highest Free Throw Percentage (minimum 10 made) – 1.000 (seven times): Mike Schlegel vs. St. Joseph's, Dec. 4, 1982 (13-13); Willie Taylor vs. UAB, Dec. 15, 2001 (13-13); Bo Jones vs. Texas A&M, Dec. 2, 2000 (11-11); Bo Jones vs. Kent State, Dec. 22, 2000 (11-11); Willie Taylor vs. William & Mary, Feb. 25, 2002 (11-11); LaMar Taylor vs. Norfolk State, Dec. 12, 1998 (10-10); Willie Taylor at George Mason, Feb. 20, 2002 (10-10); Issac Vann vs. St. John's, Nov. 20, 2018 (10-10)

Most Rebounds – 28: Charles Wilkins vs. Southeastern, on Jan. 4, 1970

Most Assists – 17; Joey Rodriguez vs. UNC Greensboro, Nov. 12, 2010

Most Blocked Shots – 11: Lorenza Watson vs. South Carolina State, Dec. 1, 1976

Most Steals – 10: Briante Weber vs. Florida Gulf Coast, Nov. 9, 2012

TEAM, OFFENSIVE

Most Points – 142: vs. College of Charleston, Nov. 28, 1969 (VCU 142, College of Charleston 83)

Fewest Points – 40: at UNC Wilmington, Dec. 4, 2005 (VCU 40, UNC Wilmington 60)

Most Points, Neutral Court Game – 105: vs. UAB, Feb. 25, 1980 (VCU 105, UAB 88)

Most Points, Road Game – 117: vs. York, Feb. 13, 1971 (VCU 117, York 89)

Most Points, One Half – 69: in second half vs. Baptist, Jan. 8, 1975 (VCU 116, Baptist 79)

Most Points, Both Teams – 225: vs. College of Charleston, Nov. 28, 1969 (VCU 142, College of Charleston 83)

Most Field Goals – 56 (twice): vs. College of Charleston, Nov. 28, 1969; vs. Southeastern, Feb. 22, 1974

Most Field Goals Attempted – 109: vs. Auburn, March 3, 1975

Highest Field Goal Percentage (no FGA minimum) – .756: vs. Richmond, Dec. 4, 1984 (31-of-41)

Highest Field Goal Percentage (min. 50 FGA) – .691: vs. Methodist, Dec. 4, 1978 (38-of-55)

Most Three-Point Field Goals Made – 20 vs. Towson, Jan. 27, 2010

Most Three-Point Field Goals Attempted – 45: vs. William & Mary, Feb. 19, 2003

Highest Three-Point Field Goal Percentage (min. 5 3FGA) – .875: vs. Elon, Nov. 24, 2007 (7 of 8)

Most Free Throws Made – 36: vs. Jacksonville, Jan. 20, 1982 (attempted: 40)

Most Free Throws Attempted – 56: vs. Richmond, Jan. 27, 1979 (made: 34)

Highest Free Throw Percentage (min. 10 FTA) – 1.000: vs. Maine, Jan. 11, 1975 (12-12); at Georgia Tech, Dec. 15, 2015 (12-12); vs. Davidson, Feb. 7, 2020 (19-19); at George Mason, Jan. 5, 2020 (18-18)

Highest Free Throw Percentage (min. 15

FTA) – vs. Davidson, Feb. 7, 2020 (19-19); at George Mason, Jan. 5, 2020 (18-18)

Most Rebounds – 73: vs. West Florida, Feb. 11, 1974

Most Assists – 36: vs. East Tennessee State, Dec. 1, 1973

Fewest Turnovers – 4: vs. South Alabama, Jan. 22, 1981

Most Turnovers – 35: vs. George Mason, Jan. 3, 1995

Most Blocked Shots – 14 (twice): vs. Methodist, Dec. 4, 1978; vs. North Carolina Central, Dec. 11, 1978

Most Steals – 22: vs. Virginia Tech, Dec. 21, 2013

TEAM, DEFENSIVE

Fewest Points Allowed – 36: by George Mason, March 5, 2019

Most Points Allowed – 141: by Oklahoma, Dec. 8, 1990

Fewest Field Goals Made – 12: by New Hampshire, Feb. 11, 1992; by George Mason, March 5, 2019

Most Field Goals Made – 58: by Oklahoma, Dec. 8, 1990

Highest Opponent Field Goal Percentage (no min. FGA) – .750: by Northeastern, Mar. 16, 1984 (33 of 44)

Highest Opponent Field Goal Percentage (min. 50 FGA) – .656: by Maine, Jan. 11, 1975 (40 of 61)

Lowest Opponent Free Throw Percentage (min. 15 FTA) – .222: by S. Illinois, Nov. 21, 1998 (4 of 18)

Highest Opponent Free Throw Percentage (min. 15 FTA) – 93.8: by Virginia, Dec. 28, 1979 (15 of 16)

Lowest Opponent Three-Point Field Goal Percentage (min. 10 3FGA) – .000 by Hofstra, Jan. 12, 2008 (0 of 11).

Highest Opponent Three-Point Field Goal Percentage (min. 10 3FGA) – .766: by Radford, Dec. 2, 1996 (13 of 17)

Most Opponent Turnovers – 42: by CCNY, Dec. 29, 1975

TOP INDIVIDUAL SCORING PERFORMANCES**VCU RECORDS****45**

Charles Wilkins vs. West Liberty St., 12/20/68

42

Chris Cheeks vs. Old Dominion, 1/14/89

41


Willie Taylor vs. Evansville, 12/22/00

40Tyron McCoy vs. George Mason, 12/22/93
Charles Wilkins vs. Virginia Union, 2/22/71**39**

Chris Cheeks vs. Jacksonville, 3/4/89

38

Willie Taylor vs. Hampton, 12/19/02

37Justin Tillman vs. Dayton, 2/10/18
Chris Cheeks vs. South Alabama, 2/6/89**36**Melvin Johnson vs. Florida State, 12/6/15
Nick George vs. William & Mary, 2/23/05
Tyron McCoy vs. Oklahoma, 1/20/94
Tic Price vs. Elmira, 2/15/75
Jesse Dark vs. Mercer, 2/25/74
Charles Wilkins vs. York, 2/13/71**35**Eric Maynor at East Carolina, 11/25/08
Bo Jones vs. Richmond, 2/26/00
Jesse Dark vs. Canisius, 12/15/73**34**JeQuan Lewis vs. Saint Joseph's, 2/14/17
Treveon Graham at Old Dominion, 11/29/14
Treveon Graham at La Salle, 1/25/14
Nick George at Georgia State, 1/28/06
Phil Stinnie vs. Southern Miss, 3/22/88
Phil Stinnie vs. Jacksonville, 2/25/88
Gerald Henderson vs. Buffalo, 2/18/76**33**Eric Maynor at Hofstra, 1/31/09
Nick George vs. Delaware, 2/16/05
Willie Taylor vs. William & Mary, 2/19/03
Phil Stinnie vs. Virginia, 12/19/87
Troy Daniels vs. ETSU, 1/2/13**32**Jamie Skeen at Delaware, 2/9/11
Kendrick Warren vs. Illinois State, 11/23/91
Gerald Henderson vs. Samford, 2/24/78

► Willie Taylor scored 41 points against Evansville on Dec. 22, 2000, the third-most in VCU history.

31Bradford Burgess vs. George Mason, 2/25/12
Larry Sanders at Hofstra, 1/12/10
Eric Maynor vs. Vanderbilt, 11/30/08
Antoine Willie at Florida Atlantic, 12/8/01
Patrick Lee vs. George Mason, 1/29/97
Chris Cheeks vs. Jacksonville, 2/13/89
Chris Cheeks vs. Miami (Fla.), 1/9/89
Chris Cheeks vs. Old Dominion, 2/20/88
Chris Cheeks vs. South Alabama, 1/30/88
Jesse Dark vs. Wilmington, 2/18/74
Jesse Dark vs. Virginia Union, 1/31/72
Charles Wilkins vs. Bluefield State, 12/5/70**30**Issac Vann vs. St. John's, 11/20/18
JeQuan Lewis vs. Saint Mary's, 3/16/17
Melvin Johnson at La Salle, 2/3/16
Bradford Burgess at Drexel, 1/6/10
Eric Maynor vs. Delaware, 2/18/09
Eric Maynor vs. Northeastern, 1/27/09Eric Maynor vs. Akron, 12/17/08
Eric Maynor at Bradley, 12/22/07
Jamal Shuler vs. Maryland, 12/2/07
Kenny Harris vs. South Florida, 2/20/93
Chris Cheeks vs. Memphis, 1/28/89
Chris Cheeks vs. UAB, 1/26/89
Chris Cheeks vs. Old Dominion, 1/23/89
Phil Stinnie vs. UAB, 2/13/88
Phil Stinnie vs. East Carolina, 12/12/87
Rolando Lamb vs. Marshall, 3/15/85
Calvin Duncan vs. South Alabama, 1/15/83
Jesse Dark vs. St. Mary's, 1/18/74
Jesse Dark vs. Morehead State, 12/4/73**RPI RECORDS****55**

Donald Ross Jr. vs. Old Dominion, 2/14/68

44

Len Creech vs. Roanoke, 2/15/66

43

Len Creech vs. Bridgewater, 12/5/65

39

Len Creech at Pembroke, 2/19/65

38

Len Creech vs. Southeastern, 1/16/65

36Len Creech at Southeastern, 2/2/67
Len Creech at Randolph-Macon, 12/13/65**35**

Len Creech at Pembroke, 2/20/65

34

Len Creech at Frederick, 12/10/65

32Len Creech vs. Rutgers-Central, 1/20/67
Len Creech at Southeastern, 2/12/66
Len Creech vs. Southeastern, 1/7/66
Len Creech vs. Roanoke, 1/11/65**31**Len Creech at Roanoke, 2/15/67
Len Creech at North Carolina Wesleyan, 2/7/67
Len Creech vs. Washington & Lee, 2/8/66
Len Creech at Newport News Apprent., 12/8/65**30**Len Creech at Southeastern, 1/21/67
Len Creech vs. Old Dominion, 12/11/64

Richmond Professional Institute merged with the Medical College of Virginia in 1968 to form VCU.

100-POINT TEAM SCORING PERFORMANCES

VCU

Date	Score	Opponent
1. 12/11/68	120-77	SOUTHEASTERN
2. 12/18/68	101-84	at Bridgewater
3. 12/20/68	106-100	WEST LIBERTY ST. (ot)
4. 2/20/69	101-84	HAMPDEN-SYDNEY
5. 11/28/69	142-83	COL. OF CHARLESTON
6. 12/19/69	123-99	ATLANTIC CHRISTIAN
7. 1/10/70	110-78	SOUTHEASTERN
8. 2/7/70	103-93	VIRGINIA UNION
9. 2/9/70	111-87	at Atlantic Christian
10. 2/10/70	106-80	PIKEVILLE
11. 2/16/70	105-77	HIGH POINT
12. 12/5/70	105-86	BLUEFIELD STATE
13. 1/9/71	114-66	UNC WILMINGTON
14. 1/25/71	107-68	at Virginia State
15. 2/5/71	116-56	SOUTHEASTERN
16. 2/13/71	117-89	at York
17. 2/18/71	112-74	VIRGINIA STATE
18. 2/20/71	104-75	at UNC Wilmington
19. 12/6/71	102-70	WILMINGTON
20. 1/3/72	109-94	ST. FRANCIS (Pa.)
21. 1/21/72	103-48	SOUTHEASTERN
22. 2/8/72	122-73	SOUTHEASTERN
23. 2/14/72	109-94	at Virginia Union
24. 2/21/72	112-99	LOYOLA (La.)
25. 3/1/72	103-80	at Wilmington
26. 2/24/73	115-70	BROOKLYN
27. 2/27/73	121-70	SOUTHEASTERN
28. 12/4/73	116-85	MOREHEAD STATE
29. 12/21/73	101-102	AUSTIN PEAY (ot)
30. 1/15/74	107-64	CORNELL
31. 1/18/74	117-91	ST. MARY'S
32. 1/29/74	119-69	BUFFALO STATE
33. 2/4/74	111-70	UNC ASHEVILLE
34. 2/11/74	102-64	WEST FLORIDA
35. 2/18/74	108-71	WILMINGTON
36. 2/22/74	125-74	SOUTHEASTERN
37. 2/25/74	110-92	MERCER
38. 12/2/74	104-96	WILMINGTON
39. 12/5/74	112-74	HARDIN-SIMMONS
40. 12/21/74	105-73	BUFFALO
41. 1/8/75	116-79	BAPTIST (S.C.)
42. 1/21/75	120-60	ST. MARY'S
43. 2/15/75	113-75	ELMIRA
44. 12/20/75	102-81	NORTHEASTERN
45. 12/29/75	115-70	CCNY
46. 1/19/76	102-71	BROCKPORT STATE
47. 2/3/76	120-61	BAPTIST (S.C.)
48. 2/17/76	104-99	at Brockport State (ot)
49. 2/21/76	105-75	DELAWARE STATE
50. 12/9/78	120-69	SOUTHEASTERN

51. 2/7/80	105-78	SOUTH FLORIDA
52. 2/23/80	100-93	at Charlotte
53. 2/25/80	105-88	UAB
54. 12/10/88	100-73	vs. Alcorn State
55. 1/14/89	101-93	OLD DOMINION (ot)
56. 12/8/90	105-141	at Oklahoma
57. 12/22/90	102-72	at Chaminade
58. 3/2/91	100-89	vs. Western Kentucky
59. 12/1/92	103-68	NEW HAMPSHIRE
60. 1/2/93	103-75	GEORGE MASON
61. 12/22/93	109-88	at George Mason
62. 1/3/95	108-85	GEORGE MASON
63. 12/19/98	104-94	NORFOLK STATE
64. 12/22/99	101-86	VMI
65. 12/2/00	107-106	TEXAS A&M (2ot)
66. 12/15/03	105-51	NORTH CAROLINA A&T
67. 1/28/04	101-76	TOWSON
68. 12/2/06	102-84	HOUSTON
69. 2/3/07	100-71	GEORGIA STATE
70. 1/27/10	112-53	TOWSON
71. 11/12/10	101-86	UNC GREENSBORO
72. 1/2/13	109-58	at ETSU
73. 11/20/14	106-66	UMES

OPPONENT

Date	Score	Opponent
1. 11/30/68	88-105	at Georgia Southern
2. 12/19/68	81-103	NEW YORK TECH
3. 12/20/68	100-106	WEST LIBERTY ST. (ot)
4. 1/15/69	77-109	at High Point
5. 2/5/69	69-101	at Old Dominion
6. 12/4/69	73-115	at Western Kentucky
7. 12/8/69	71-103	at Providence
8. 1/24/70	99-121	at Loyola (La.)
9. 12/1/70	70-102	at Bradley
10. 12/3/70	77-100	at DePaul
11. 12/12/70	80-107	at Eastern Kentucky
12. 1/10/72	97-109	NORFOLK STATE
13. 12/5/72	90-103	at Morehead State
14. 1/20/73	74-102	at Canisius
15. 12/11/73	80-102	at Middle Tennessee
16. 12/15/73	96-103	at Canisius
17. 12/21/73	101-102	AUSTIN PEAY (ot)
18. 3/3/75	72-117	at Auburn
19. 12/16/76	59-109	AUBURN
20. 1/2/88	96-100	at South Alabama (ot)
21. 12/1/89	73-100	at Syracuse
22. 12/8/90	105-141	at Oklahoma
23. 3/3/91	78-105	vs. South Alabama
24. 1/30/92	94-105	TEXAS
25. 12/2/99	107-106	TEXAS A&M (2ot)
26. 12/6/99	82-101	at TCU
27. 1/12/18	79-106	at Dayton

YEARLY LEADERS



► B.A. Walker led VCU in scoring (14.8 ppg) and free throw percentage (.848) in 2006-07.

SCORING

Year	Name	GP	Pts.	Avg.
1968-69	Charles Wilkins	23	552	24.0
1969-70	Charles Wilkins	24	660	27.5
1970-71	Charles Wilkins	25	506	20.2
1971-72	Jesse Dark	19	421	22.1
1972-73	Bernard Harris	20	387	19.5
1973-74	Jesse Dark	24	555	23.1
1974-75	Richard Jones	14	246	17.6
1975-76	Tom Motley	25	460	18.4
1976-77	Gerald Henderson	25	506	20.2
1977-78	Gerald Henderson	28	450	16.1
1978-79	Lorenza Watson	25	387	15.5
1979-80	Monty Knight	30	497	16.6
1980-81	Kenny Stancell	29	449	15.5
1981-82	Monty Knight	28	473	16.9
1982-83	Calvin Duncan	31	539	17.4
1983-84	Calvin Duncan	29	393	13.6
1984-85	Rolando Lamb	32	553	17.3
1985-86	Nicky Jones	28	426	15.2
1986-87	Phil Stinnie	31	462	14.9
1987-88	Phil Stinnie	34	803	23.6
1988-89	Chris Cheeks	28	667	23.8
1989-90	Elander Lewis	25	347	13.9
1990-91	Kendrick Warren	31	488	15.7
1991-92	Kendrick Warren	29	550	19.0
1992-93	Kendrick Warren	19	335	17.6
1993-94	Kendrick Warren	27	485	18.0
1994-95	Tyron McCoy	30	455	15.2
1995-96	Bernard Hopkins	33	538	16.3
1996-97	Patrick Lee	27	434	16.1
1997-98	Mylo Brooks	28	295	10.5
1998-99	Bo Jones	31	443	14.3
1999-00	Bo Jones	28	462	16.5
2000-01	Bo Jones	29	429	14.8
2001-02	Willie Taylor	31	531	17.1

2002-03	Willie Taylor	28	483	17.3
2003-04	Domonic Jones	31	505	16.3
2004-05	Nick George	32	538	16.8
2005-06	Nick George	29	491	16.9
2006-07	B.A. Walker	35	517	14.8
2007-08	Eric Maynor	32	573	17.9
2008-09	Eric Maynor	34	760	22.4
2009-10	Larry Sanders	35	504	14.4
2010-11	Jamie Skeen	40	611	15.7
2011-12	Bradford Burgess	36	484	13.4
2012-13	Treveen Graham	36	544	15.1
2013-14	Treveen Graham	35	553	15.8
2014-15	Treveen Graham	33	533	16.2
2015-16	Melvin Johnson	36	626	17.4
2016-17	JeQuan Lewis	35	531	15.2
2017-18	Justin Tillman	33	625	18.9
2018-19	Marcus Evans	33	448	13.6
2019-20	Marcus Santos-Silva	31	397	12.8

REBOUNDING

Year	Name	GP	Rebs.	Avg.
1968-69	Not available			
1969-70	Charles Wilkins	24	398	16.6
1970-71	Greg McDougald	25	323	12.9
1971-72	Richard Jones	19	249	13.1
1972-73	Bernard Harris	20	217	10.9
1973-74	Bernard Harris	24	279	11.6
1974-75	Tom Motley	25	211	8.4
1975-76	Tom Motley	25	213	8.5
1976-77	Lorenza Watson	26	311	12.0
1977-78	Lorenza Watson	28	332	11.9
1978-79	Lorenza Watson	25	313	12.5
1979-80	Greg McCray	30	192	6.4
1980-81	Greg McCray	29	281	9.7
1981-82	Kenny Stancell	28	228	8.1
1982-83	Fred Brown	31	234	7.5

1983-84	Mike Schlegel	30	215	7.2
1984-85	Mike Schlegel	32	260	8.1
1985-86	Phil Stinnie	28	199	7.1
1986-87	Phil Stinnie	31	233	7.5
1987-88	John Thompson	35	279	8.0
1988-89	Martin Henlan	28	253	9.0
1989-90	Martin Henlan	28	215	7.7
1990-91	Kendrick Warren	31	265	8.5
1991-92	Kendrick Warren	29	276	9.5
1992-93	Kendrick Warren	19	172	9.1
1993-94	Kendrick Warren	27	336	12.4
1994-95	Bernard Hopkins	30	254	8.5
1995-96	Bernard Hopkins	33	333	10.1
1996-97	George Byrd	27	143	7.2
1997-98	Torrance Archie	28	181	6.5
1998-99	Shawn Hampton	31	209	6.7
1999-00	Shawn Hampton	28	191	6.8
2000-01	L.F. Likholitov	29	203	7.0
2001-02	L.F. Likholitov	32	246	7.7
2002-03	Troy Godwin	28	230	8.2
2003-04	Troy Godwin	31	217	7.0
2004-05	Nick George	32	186	5.8
2005-06	Jesse Pellot-Rosa	29	148	5.1
2006-07	Wil Fameni	35	189	5.4
2007-08	Larry Sanders	32	165	5.2
2008-09	Larry Sanders	34	292	8.6
2009-10	Larry Sanders	34	319	9.1
2010-11	Jamie Skeen	40	286	7.3
2011-12	Juvonte Reddic	36	240	6.7
2012-13	Juvonte Reddic	36	291	8.1
2013-14	Juvonte Reddic	35	294	8.4
2014-15	Treveen Graham	33	233	7.1
2015-16	Justin Tillman	36	219	6.1
2016-17	Justin Tillman	33	288	8.7
2017-18	Justin Tillman	33	327	9.9



► Kendrick Warren led the Rams in both scoring and rebounding every season from 1990-94.

2018-19	Marcus Santos-Silva	33	243	7.4
2019-20	Marcus Santos-Silva	31	277	8.9

FIELD GOAL PERCENTAGE

Year	Name	FGM-FGA	Pct.
1968-69	Not available		
1969-70	Not available		
1970-71	Greg McDougald	181-375	.482
1971-72	Bernard Harris	152-252	.603
1972-73	Not available		
1973-74	Bernard Harris	210-415	.506
1974-75	Tom Motley	141-276	.510
1975-76	Gerald Henderson	196-395	.496
1976-77	Lorenza Watson	159-293	.543
1977-78	Gerald Henderson	185-377	.491
1978-79	Danny Kottak	147-271	.542
1979-80	Edmund Sherod	164-307	.534
1980-81	Danny Kottak	147-254	.579
1981-82	Kenny Stancell	168-305	.551
1982-83	Fred Brown	201-377	.533
1983-84	Michael Brown	151-265	.574
1984-85	Mike Schlegel	167-291	.574
1985-86	Michael Brown	160-333	.480
1986-87	Phil Stinnie	177-349	.507
1987-88	Phil Stinnie	292-604	.483
1988-89	Chris Cheeks	246-520	.473
1989-90	Elander Lewis	144-309	.466
1990-91	Kendrick Warren	204-377	.541
1991-92	Kendrick Warren	229-422	.543
1992-93	Sherron Mills	196-348	.563
1993-94	Kendrick Warren	195-366	.533
1994-95	Bernard Hopkins	172-294	.585
1995-96	Bernard Hopkins	224-400	.560
1996-97	Patrick Lee	147-313	.470
1997-98	Torrance Archie	98-183	.536
1998-99	Shannon Martin	101-206	.490
1999-00	Shawn Hampton	102-199	.513
2000-01	L.F. Likholitov	111-196	.566
2001-02	L.F. Likholitov	122-237	.515
2002-03	Willie Taylor	164-333	.492
2003-04	Troy Godwin	151-262	.576
2004-05	Michael Doles	156-333	.468
2005-06	Nick George	167-357	.468
2006-07	Wil Fameni	123-255	.482
2007-08	Larry Sanders	63-125	.504
2008-09	Kirill Pishchalnikov	67-124	.540
2009-10	Larry Sanders	196-367	.534
2010-11	Jamie Skeen	198-382	.518
2011-12	Juvonte Reddic	149-290	.514
2012-13	Juvonte Reddic	210-369	.569
2013-14	Juvonte Reddic	165-324	.509
2014-15	Mo Alie-Cox	101-170	.594
2015-16	Mo Alie-Cox	137-224	.612
2016-17	Justin Tillman	174-294	.592
2017-18	Khrist Lane	91-162	.562
2018-19	Marcus Santos-Silva	129-217	.594
2019-20	Marcus Santos-Silva	161-283	.569



► Bernard Hopkins paced VCU in rebounding and field goal percentage during both the 1994-95 and 1995-96 campaigns. He also led the Rams in scoring in 1995-96.

FREE THROW PERCENTAGE

Year	Name	FT-FTA	Pct.
1968-69	Not available		
1969-70	Not available		
1970-71	Charles Booker	67-97	.691
1971-72	Jesse Dark	76-109	.699
1972-73	Not available		
1973-74	Jesse Dark	65-90	.722
1974-75	Richard Jones	50-67	.746
1975-76	Tic Price	65-88	.739
1976-77	Tim Binns	53-65	.815
1977-78	Penny Elliott	91-122	.746
1978-79	Danny Kottak	70-90	.778
1979-80	Edmund Sherod	93-118	.788
1980-81	Danny Kottak	76-96	.792
1981-82	Monty Knight	79-103	.767
1982-83	Calvin Duncan	145-174	.833

1983-84	Calvin Duncan	111-140	.793
1984-85	Calvin Duncan	119-147	.810
1985-86	Nicky Jones	94-115	.817
1986-87	Phil Stinnie	105-144	.729
1987-88	Phil Stinnie	188-228	.825
1988-89	Chris Cheeks	126-165	.764
1989-90	Lionel Bacon	34-47	.723
1990-91	Derek Thompkins	36-39	.923
1991-92	Sherron Mills	72-103	.699
1992-93	Sherron Mills	70-100	.700
1993-94	Tyron McCoy	111-134	.828
1994-95	Tyron McCoy	92-120	.767
1995-96	George Byrd	92-145	.634
1996-97	Patrick Lee	78-98	.796
1997-98	Mylo Brooks	70-92	.761
1998-99	Bo Jones	71-91	.780
1999-00	Bo Jones	92-109	.844
2000-01	Bo Jones	93-112	.830
2001-02	Willie Taylor	153-180	.850
2002-03	Emanuel Mathis	67-76	.882
2003-04	Michael Doles	55-79	.696
2004-05	B.A. Walker	61-71	.859
2005-06	Nick George	105-147	.714
2006-07	B.A. Walker	67-79	.848
2007-08	Jamal Shuler	75-94	.798
2008-09	Eric Maynor	198-243	.815
2009-10	Joey Rodriguez	95-118	.805
2010-11	Joey Rodriguez	93-114	.816
2011-12	Troy Daniels	43-51	.843
2012-13	Briante Weber	51-65	.785
2013-14	Rob Brandenburg	44-55	.800
2014-15	JeQuan Lewis	77-96	.802
2015-16	JeQuan Lewis	96-112	.857
2016-17	JeQuan Lewis	112-137	.818
2017-18	Jonathan Williams	98-125	.784
2018-19	Issac Vann	81-99	.818
2019-20	De'Riante Jenkins	63-72	.875



► Sherron Mills shot a team-high 56.3 percent from the field in 1992-93, while connecting at a 70 percent clip from the free throw line.

1,000-POINT SCORERS


Rk.	Name	Hometown	Years	Points
1.	Eric Maynor	Raeford, N.C.	2005-08	1,953
2.	Treveen Graham	Temple Hills, Md.	2011-15	1,882
3.	Kendrick Warren	Richmond, Va.	1990-94	1,858
4.	Charles Wilkins	Richmond, Va.	1968-71	1,716
5.	Bradford Burgess	Midlothian, Va.	2008-12	1,684
6.	Melvin Johnson	Bronx, N.Y.	2012-16	1,657
7.	Phil Stinnie	Charlottesville, Va.	1984-88	1,645
8.	Calvin Duncan	Linden, N.J.	1981-85	1,630
9.	Domonic Jones	Chesterfield, Va.	2000-04	1,616
10.	Jesse Dark	Richmond, Va.	1970-74	1,586
11.	Monty Knight	Richmond, Va.	1978-82	1,549
12.	Nick George	Manchester, England	2002-06	1,546
13.	Gerald Henderson	Richmond, Va.	1974-78	1,542
14.	B.A. Walker	Onancock, Va.	2003-07	1,480
15.	Tyron McCoy	Bethune, S.C.	1991-95	1,456
16.	JeQuan Lewis	Dickson, Tenn.	2013-17	1,444
17.	Juvonte Reddic	Winston-Salem, N.C.	2010-14	1,438
18.	Justin Tillman	Detroit, Mich.	2014-18	1,415
19.	Bernard Harris	Roanoke, Va.	1970-74	1,379
20.	Michael Brown	Hopewell, Va.	1982-86	1,369
21.	Willie Taylor	Nashville, Tenn.	2000-03	1,367
22.	Joey Rodriguez	Merritt Island, Fla.	2007-11	1,362
23.	Bo Jones	Richmond, Va.	1998-01	1,334
24.	Edmund Sherod	Richmond, Va.	1977-81	1,324
25.	Chris Cheeks	Washington, D.C.	1987-89	1,273
26.	Danny Kottak	Louisville, Ky.	1977-81	1,270
27.	Lorenza Watson	Farmville, Va.	1975-79	1,257
28.	Rob Brandenburg	Gahanna, Ohio	2010-14	1,219
29.	Kenny Stancell	Galatia, N.C.	1978-82	1,184
30.	Tom Motley	Danville, Va.	1972-76	1,180
31.	De'Riante Jenkins	Eutawville, S.C.	2016-20	1,179
32.	Mike Schlegel	Bay Shore, N.Y.	1981-85	1,173
33.	Rolando Lamb	Portsmouth, Va.	1981-85	1,130
34.	Jesse Pellot-Rosa	Richmond, Va.	2003-07	1,128
35.	Mo Alie-Cox	Alexandria, Va.	2013-17	1,092
36.	LaMar Taylor	Richmond, Va.	1997-01	1,078
37.	Larry Sanders	Fort Pierce, Fla.	2007-10	1,044
38.	Richard Jones	Richmond, Va.	1971-75	1,019
39.	Jamal Shuler	Jacksonville, N.C.	2004-08	1,011



Maynor



Graham



Warren




Wilkins




Burgess



Johnson



Henderson



Duncan

RPI – Len Creech Richmond, Va. 1964-67, 68-69 2,019

VCU IN THE NBA

VCU RAMS DRAFTED INTO THE NBA

Player	Year	Round (No.)	Team
Bernie Harris*	1974	4 (63)	Buffalo Braves
Jesse Dark*	1974	2 (32)	New York Knicks
Rich Jones	1975	5 (89)	Washington Bullets
Gerald Henderson*	1978	3 (64)	San Antonio Spurs
Ren Watson	1979	7 (137)	Golden State Warriors
Ken Jones	1980	5 (109)	Milwaukee Bucks
Edmund Sherod*	1981	4 (72)	New Jersey Nets
Greg McCray	1981	9 (203)	Boston Celtics
Ken Stancell	1982	4 (83)	Golden State Warriors
Monty Knight	1982	8 (162)	Cleveland Cavaliers
Fred Brown	1983	7 (159)	Phoenix Suns
Calvin Duncan	1985	2 (30)	Cleveland Cavaliers
Rolando Lamb	1985	3 (53)	Seattle Supersonics
Mike Schlegel	1985	5 (96)	New York Knicks
Nicky Jones	1986	5 (111)	Atlanta Hawks
Phil Stinnie	1988	3 (69)	New York Knicks
Sherron Mills	1993	2 (29)	Minnesota Timberwolves
Eric Maynor*	2009	1 (20)	Utah Jazz
Larry Sanders*	2010	1 (15)	Milwaukee Bucks

* - Played in NBA



► **DID YOU KNOW?** With the selections of Eric Maynor (2009 - Utah) (pictured) and Larry Sanders (2010 - Milwaukee), VCU became the first school in the state of Virginia to produce back-to-back first round NBA Draft picks.



► Briante Weber



► Gerald Henderson



► Larry Sanders

VCU RAMS WHO PLAYED IN THE NBA (THROUGH 2019-20 SEASON)

Player	From	To	Games	Teams
Bernie Harris	1974	1975	11	Braves
Jesse Dark	1974	1974	47	Knicks
Gerald Henderson	1978	1992	871	Celtics, Supersonics, Knicks, 76ers, Pistons, Rockets
Edmund Sherod	1982	1983	64	Knicks
Eric Maynor	2009	2014	267	Jazz, Thunder, Trailblazers, Wizards, 76ers
Larry Sanders	2010	2015	233	Bucks, Cavaliers
Briante Weber	2016	2018	45	Grizzlies, Heat, Warriors, Hornets, Rockets
Troy Daniels	2014	Present	339	Rockets, Timberwolves, Hornets, Grizzlies, Suns, Lakers, Nuggets
Treveon Graham	2016	Present	180	Hornets, Nets, Hawks

YEAR-BY-YEAR RESULTS

1968-69

Coach: Benny Dees

Record: 12-11

Table with columns for date, opponent, location, and score. Includes games like Nov. 27 at Augusta (L 71-89) and Feb. 20 HAMPDEN-SYDNEY (W 101-84).

#Quantico Tournament, Quantico, Va.
#Fort Eustis Tournament, Newport News, Va.
All home games played at Franklin Street Gym

1969-70

Coach: Benny Dees

Record: 13-10

Table with columns for date, opponent, location, and score. Includes games like Nov. 28 COLL. OF CHARLESTON (W 142-83) and Feb. 24 at Washington & Lee (L 71-87).

All home games played at Franklin Street Gym

1970-71

Coach: Chuck Noe

Record: 15-9

Table with columns for date, opponent, location, and score. Includes games like Dec. 1 at Bradley (L 70-102) and Feb. 20 at UNC Wilmington (W 104-75).

Table with columns for date, opponent, location, and score. Includes Feb. 22 VIRGINIA UNION (W 81-76) and Feb. 27 at Old Dominion (L 85-98).

All home games played at Franklin Street Gym

1971-72

Coach: Chuck Noe

Record: 15-4

Table with columns for date, opponent, location, and score. Includes games like Dec. 4 JAMES MADISON FS (W 93-68) and Mar. 6 IONA RC (W 93-74).

FS – Franklin Street Gym
RC – Richmond Coliseum

1972-73

Coach: Chuck Noe

Record: 15-5

Table with columns for date, opponent, location, and score. Includes games like Nov. 27 WILMINGTON FS (W 94-75) and Feb. 27 SOUTHEASTERN FS (W 121-70).

FS – Franklin Street Gym
RC – Richmond Coliseum

1973-74

Coach: Chuck Noe

Record: 17-7

Table with columns for date, opponent, location, and score. Includes games like Dec. 1 EAST TENN. STATE RC (W 96-55) and Feb. 25 MERCER RC (W 110-92).

FS – Franklin Street Gym
RC – Richmond Coliseum

1974-75

Coach: Chuck Noe

Record: 17-8

Table with columns for date, opponent, location, and score. Includes games like Nov. 30 at Iowa (L 80-95) and Mar. 3 at Auburn (L 72-117).

#Lions-VCU Holiday Tournament, Richmond Coliseum
FS – Franklin Street Gym
RC – Richmond Coliseum

1975-76

Coach: Chuck Noe

Record: 16-9

Table with columns for date, opponent, location, and score. Includes games like Nov. 29 BALTIMORE FS (W 84-78) and Mar. 4 BENTLEY FS (W 96-56).

#VCU-Holiday Tournament, Richmond Coliseum
FS – Franklin Street Gym
RC – Richmond Coliseum

1976-77

Coach: Dana Kirk

Record: 13-13

Table with columns for date, opponent, location, and score. Includes games like Nov. 29 N. CAROLINA A&T RC (W 86-57) and Jan. 22 GEORGIA STATE RC (W 72-56).

VCU BASKETBALL

Jan. 27	at Tulsa	L	60-66
Jan. 29	at Oral Roberts	L	52-72
Feb. 5	WRIGHT STATE RC	W	82-70
Feb. 7	WESTERN CAROLINA RC	W	69-63
Feb. 12	DELAWARE STATE FS	W	78-52
Feb. 14	at South Alabama	L	76-78
Feb. 17	ROBERT MORRIS FS	W	97-70
Feb. 19	at Georgia Southern	L	81-88
Feb. 23	SOUTH ALABAMA (ot) RC	W	85-70
Feb. 26	at Richmond (ot)	L	75-78
Mar. 1	LIBERTY FS	W	85-74
Mar. 4	at Charlotte	L	72-87

#Times-Dispatch Invitational, Richmond Coliseum
FS – Franklin Street Gym
RC – Richmond Coliseum

1977-78

Coach: Dana Kirk
Record: 24-5

National Invitation Tournament - First Round

Nov. 25	WILLIAM & MARY (:10)	L	54-55
Nov. 26	at Richmond	W	79-62
Dec. 3	WEST. CAROLINA RC	W	94-73
Dec. 5	SOUTHEASTERN FS	W	90-75
Dec. 8	METHODIST FS	W	94-71
Dec. 13	GEORGIA STATE (ot) RC	W	71-69
Dec. 17	OLD DOMINION RC	W	73-67
Dec. 20	SAMFORD RC	W	67-59
Dec. 28	%NORFOLK STATE RC	W	77-67
Dec. 29	%EAST TENN. STATE RC	W	86-71
Jan. 2	BOSTON UNIVERSITY FS	W	82-67
Jan. 5	at North Carolina A&T	W	63-58
Jan. 11	JAMES MADISON RC	W	64-54
Jan. 14	at Georgia State	L	79-89
Jan. 16	at Western Carolina	W	88-61
Jan. 21	RICHMOND RC	W	82-63
Jan. 25	ATLANTIC CHRISTIAN FS	W	97-64
Jan. 28	at James Madison (ot) (:00)	W	60-59
Feb. 1	at William & Mary	W	73-62
Feb. 4	at Wright State	W	63-59
Feb. 10	#VIRGINIA TECH RC	L	63-71
Feb. 11	#RICHMOND RC	W	67-66
Feb. 16	CHARLOTTE RC	W	80-75
Feb. 22	at Old Dominion	W	73-72
Feb. 24	at Samford	W	71-63
Feb. 27	RANDOLPH-MACON RC	W	74-53
Mar. 1	^at Georgetown	W	88-75
Mar. 4	&vs. St. Bonaventure (:03)	L	61-63

National Invitation Tournament

Mar. 9	at Detroit	L	86-94
--------	------------	---	-------

%Coliseum Invitational Tourn., Richmond Coliseum
#Times-Dispatch Invitational, Richmond Coliseum
^ECAC Tournament, Washington, D.C.
&ECAC Tournament, Rochester, N.Y.
FS – Franklin Street Gym
RC – Richmond Coliseum

1978-79

Coach: Dana Kirk
Record: 20-5

Nov. 24	%vs. George Washington	W	74-64
Nov. 25	%at Virginia	L	60-81
Dec. 2	CAMPBELL FS	W	65-57
Dec. 4	METHODIST FS	W	82-47
Dec. 7	RICHMOND RC	W	84-71
Dec. 9	SOUTHEASTERN FS	W	120-69
Dec. 11	N.C. CENTRAL FS	W	88-70
Dec. 16	SOUTHERN ILLINOIS RC	W	78-67
Dec. 29	#WILLIAM & MARY RC	W	60-43
Dec. 30	#OLD DOMINION RC	L	68-70
Jan. 5	&St. Francis (N.Y.)	L	61-65
Jan. 6	&Catholic	W	71-62
Jan. 8	at Cincinnati	W	74-63
Jan. 13	at East Carolina (ot)	W	85-83
Jan. 17	at Old Dominion	W	95-87
Jan. 20	at Navy (ot)	W	47-42
Jan. 24	WILLIAM & MARY RC	W	67-46
Jan. 27	at Richmond	W	96-92
Jan. 31	BALTIMORE FS	W	85-48
Feb. 3	at JMU (ot) (:00)	W	69-68
Feb. 7	ECU (ot) RC (:01)	W	86-84
Feb. 10	VIRGINIA STATE (ot) RC	W	92-75
Feb. 15	ODU (ot) RC (:03)	L	71-72
Feb. 19	at St. Bonaventure	L	76-84
Feb. 21	JAMES MADISON RC	W	65-56

%Cavalier Invitational, Charlottesville, Va.
#Times-Dispatch Invitational, Richmond Coliseum
&Siena Invitational Tournament, Loudonville, N.Y.
FS – Franklin Street Gym
RC – Richmond Coliseum

1979-80

Coach: J.D. Barnett
Record: 18-12 (8-6 Sun Belt)
NCAA Tournament - First Round

Nov. 30	%vs. East Carolina	W	72-71
Dec. 1	%at Richmond	W	69-67
Dec. 6	*JACKSONVILLE (:03)	L	63-65
Dec. 8	at William & Mary	W	57-54
Dec. 13	*at Georgia State	W	89-62
Dec. 17	*SOUTH ALABAMA	L	56-60
Dec. 20	JAMES MADISON	W	70-59
Dec. 28	#VIRGINIA	L	72-89
Dec. 29	#RICHMOND	W	86-71
Jan. 2	*CHARLOTTE	W	75-73
Jan. 5	*at South Alabama	W	87-74
Jan. 7	*at UAB	L	71-82
Jan. 9	NAVY	W	87-67
Jan. 12	at James Madison (ot)	L	51-53
Jan. 16	*at Jacksonville	L	61-74
Jan. 20	*GEORGIA STATE	L	71-77
Jan. 22	OLD DOMINION	L	64-68
Jan. 24	*at New Orleans	W	83-71
Jan. 26	*at South Florida	W	90-81
Feb. 2	Old Dominion	L	75-76
Feb. 4	*NEW ORLEANS	W	72-64
Feb. 7	*SOUTH FLORIDA	W	105-78
Feb. 10	*UAB	W	90-75
Feb. 12	WILLIAM & MARY	W	64-56
Feb. 16	*at Charlotte	L	74-75
Feb. 20	at Richmond	L	67-76

Sun Belt Tournament (Charlotte, N.C.)

Feb. 23	vs. Charlotte	W	100-93
Feb. 24	vs. South Alabama	W	74-72
Feb. 25	vs. UAB	W	105-88

NCAA Tournament (Greensboro, N.C.)

Mar. 6	vs. Iowa	L	72-86
--------	----------	---	-------

* Sun Belt Conference game
%Spider Classic, Robins Center, Richmond, Va.
#Times Dispatch Invitational, Richmond Coliseum

1980-81

Coach: J.D. Barnett
Record: 24-5 (9-3 Sun Belt)
NCAA Tournament - Second Round

Nov. 28	%vs. Lafayette	W	44-40
Nov. 29	%at Virginia	L	62-77
Dec. 3	WILLIAM & MARY	W	77-58
Dec. 9	RICHMOND	W	88-76
Dec. 13	at Old Dominion	W	65-56
Dec. 20	*GEORGIA STATE	W	81-69
Dec. 22	CINCINNATI	W	78-58
Dec. 29	#VIRGINIA TECH	W	57-51
Dec. 30	#OLD DOMINION	W	61-44
Jan. 6	*SOUTH ALABAMA	L	62-76
Jan. 10	*at UAB	L	65-67
Jan. 12	*at South Florida	L	68-73
Jan. 18	*CHARLOTTE	W	86-75
Jan. 20	*at Georgia State	W	84-71
Jan. 22	*at South Alabama	W	86-70
Jan. 26	JAMES MADISON	W	50-49
Jan. 29	*JACKSONVILLE	W	62-42
Jan. 31	at Richmond	W	66-55
Feb. 3	*at Charlotte	W	90-80
Feb. 10	OLD DOMINION	W	75-64
Feb. 12	at James Madison	W	58-57
Feb. 15	*UAB	W	79-69
Feb. 17	*SOUTH FLORIDA (ot)	W	70-64
Feb. 22	*at Jacksonville	W	59-51
Feb. 24	at William & Mary (ot)	W	68-67

Sun Belt Tournament (Jacksonville, Fla.)

Feb. 28	vs. South Florida	W	53-45
Mar. 1	vs. UAB (:04)	W	62-61

NCAA Tournament (Charlotte, N.C.)

Mar. 13	Long Island	W	85-69
Mar. 15	Tennessee (ot) (:01)	L	56-58

* Sun Belt Conference game
%Cavalier Invitational, Charlottesville, Va.

#Times-Dispatch Invitational, Richmond Coliseum

1981-82

Coach: J.D. Barnett
Record: 17-11 (7-3 Sun Belt)

Nov. 27	%vs. George Mason	L	68-81
Nov. 29	%vs. Fairfield (ot)	L	54-58
Dec. 2	JOHNS HOPKINS	W	74-46
Dec. 7	at East Tenn. State	W	79-72
Dec. 12	*SOUTH ALABAMA	W	90-64
Dec. 19	JAMES MADISON (:05)	L	45-47
Dec. 22	OLD DOMINION	W	61-55
Dec. 29	#JAMES MADISON	L	46-54
Dec. 30	#RICHMOND	W	59-53
Jan. 2	*at UAB	W	55-54
Jan. 9	*at Charlotte (2ot)	L	75-79
Jan. 11	WILLIAM & MARY (ot)	W	63-62
Jan. 17	*at South Alabama	W	74-67
Jan. 20	*JACKSONVILLE	W	92-68
Jan. 23	*SOUTH FLORIDA	W	64-44
Jan. 25	SOUTHERN MISSISSIPPI	W	71-60
Jan. 27	at St. Joseph's	L	52-60
Jan. 30	at Old Dominion	L	58-61
Jan. 31	*CHARLOTTE	W	80-58
Feb. 6	at James Madison (ot)	W	68-66
Feb. 8	RICHMOND	W	77-63
Feb. 10	at Richmond	L	59-64
Feb. 14	*at South Florida	L	68-71
Feb. 17	*at Jacksonville	W	81-73
Feb. 20	*UAB (:05)	L	55-56
Feb. 23	at William & Mary (:08)	W	65-63

Sun Belt Tournament (Birmingham, Ala.)

Feb. 27	vs. South Alabama (:06)	W	68-66
Feb. 28	at UAB	L	83-94

* Sun Belt Conference game
%Cavlier Invitational, Charlottesville, Va.
#Times-Dispatch Invitational, Richmond Coliseum
^Game played in Hampton, Va.

1982-83

Coach: J.D. Barnett
Record: 24-7 (12-2 Sun Belt)
NCAA Tournament - Second Round

Nov. 26	%vs. George Mason	W	78-67
Nov. 27	%at Virginia	L	63-69
Dec. 1	EAST TENNESSEE ST.	W	83-60
Dec. 4	ST. JOSEPH'S	W	75-64
Dec. 8	RICHMOND	W	54-48
Dec. 11	at James Madison	L	57-66
Dec. 17	^vs. Robert Morris	W	94-79
Dec. 18	^at West Virginia (ot)	L	65-66
Dec. 29	#OLD DOMINION	L	85-90
Dec. 30	#RICHMOND	W	80-74
Jan. 4	*at UAB	W	67-65
Jan. 8	at Richmond	W	65-56
Jan. 11	*at Old Dominion	L	62-67
Jan. 15	*SOUTH ALABAMA	W	89-77
Jan. 20	at Southern Mississippi	W	78-64
Jan. 23	*at South Alabama (ot) (:01)	W	79-76
Jan. 29	*CHARLOTTE	W	90-76
Jan. 31	at William & Mary (:01)	W	50-49
Feb. 3	*at Western Kentucky	W	70-57
Feb. 6	*SOUTH FLORIDA (ot)	W	70-63
Feb. 9	JAMES MADISON	W	59-53
Feb. 12	*at South Florida (:03)	W	60-58
Feb. 14	*at Jacksonville	W	68-61
Feb. 17	*UAB	W	80-68
Feb. 19	*WESTERN KENTUCKY	W	60-47
Feb. 23	*JACKSONVILLE	W	65-58
Feb. 26	*at Charlotte	W	73-71

Sun Belt Tournament (Birmingham, Ala.)

Mar. 4	vs. Western Kentucky	W	57-55
Mar. 5	at UAB	L	59-61

NCAA Tournament (Greensboro, N.C.)

Mar. 17	La Salle	W	76-67
Mar. 19	Georgia (:02)	L	54-56

* Sun Belt Conference game
%Cavlier Invitational, Charlottesville, Va.
^Mountaineer Classic (Morgantown, W.Va.)
#Times-Dispatch Invitational, Richmond Coliseum
!Game played in Hampton, Va.

1983-84

Coach: J.D. Barnett
Record: 23-7 (11-3 Sun Belt)

YEAR-BY-YEAR RESULTS

NCAA Tournament - Second Round

Dec. 1	JOHNS HOPKINS	W	94-46
Dec. 3	EAST CAROLINA	W	75-54
Dec. 6	WILLIAM & MARY	W	41-38
Dec. 10	RICHMOND	W	59-45
Dec. 16	%vs. Brigham Young	L	77-81
Dec. 17	%vs. Wyoming	W	70-57
Dec. 20	at Dayton	W	73-67
Dec. 29	#OLD DOMINION	W	83-51
Dec. 30	#RICHMOND	W	61-47
Jan. 4	*at South Alabama	L	73-97
Jan. 9	at James Madison	W	72-47
Jan. 12	*at Charlotte	W	64-56
Jan. 16	*SOUTH ALABAMA	W	84-55
Jan. 19	*at UAB	W	63-61
Jan. 21	*at Western Kentucky (:07)	W	52-49
Jan. 26	*SOUTH FLORIDA	W	66-54
Jan. 28	*at Old Dominion (ot) (:01)	L	54-56
Feb. 2	*at South Florida	W	65-61
Feb. 4	*at Jacksonville	W	55-49
Feb. 6	*UAB	W	49-43
Feb. 9	JAMES MADISON	W	58-45
Feb. 11	*WESTERN KENTUCKY	W	69-67
Feb. 14	at Richmond	L	51-56
Feb. 18	*JACKSONVILLE (:04)	W	50-48
Feb. 22	*CHARLOTTE	W	87-58
Feb. 25	*OLD DOMINION	L	55-57

Sun Belt Tournament (Birmingham, Ala.)

Mar. 2	vs. Charlotte	W	64-52
Mar. 3	at UAB (:02)	L	52-54

NCAA Tournament (East Rutherford, N.J.)

Mar. 16	Northeastern (:00)	W	70-69
Mar. 18	Syracuse	L	63-78

*Sun Belt Conference game

%University of Kentucky Invitational, Lexington, Ky.

#Times-Dispatch Invitational, Richmond Coliseum

1984-85**Coach: J.D. Barnett****Record: 26-6 (12-2 Sun Belt)****NCAA Tournament - Second Round**

Nov. 29	at East Carolina	W	72-61
Dec. 1	at Louisville	L	55-67
Dec. 4	at Richmond	W	69-60
Dec. 8	GEORGE MASON	W	87-78
Dec. 15	DAYTON	W	71-61
Dec. 21	%vs. Auburn	W	78-59
Dec. 22	%at Chattanooga	W	74-58
Dec. 28	#RICHMOND	W	68-52
Dec. 29	#VIRGINIA TECH	W	69-65
Jan. 5	at Jacksonville (ot)	W	67-65
Jan. 10	at Western Kentucky	W	72-58
Jan. 14	JAMES MADISON	W	65-52
Jan. 17	at Charlotte	W	85-75
Jan. 19	SOUTH FLORIDA	L	58-60
Jan. 22	WEST VIRGINIA	W	72-60
Jan. 24	at South Alabama	W	71-70
Jan. 26	at UAB	L	62-66
Jan. 31	JACKSONVILLE	W	81-54
Feb. 2	at South Florida	W	62-55
Feb. 5	at James Madison (:08)	L	65-66
Feb. 7	CHARLOTTE	W	77-56
Feb. 9	SOUTH ALABAMA	W	53-45
Feb. 13	UAB	W	67-53
Feb. 16	OLD DOMINION	W	90-71
Feb. 21	WESTERN KENTUCKY	W	85-62
Feb. 23	at Memphis	L	73-81
Feb. 25	at Old Dominion	W	78-66
Mar. 1	&Charlotte	W	85-62
Mar. 2	&Jacksonville	W	75-57
Mar. 3	&Old Dominion	W	87-82

NCAA Tournament (Albuquerque, N.M.)

Mar. 15	Marshall	W	81-65
Mar. 17	Alabama	L	59-63

%Krystal Classic, Chattanooga, Tenn.

#Times-Dispatch Invitational, Richmond Coliseum

&Sun Belt Tournament, Hampton, Va.

1985-86**Coach: Mike Pollio****Record: 12-16 (6-8 Sun Belt)**

Nov. 30	%UNC Wilmington	W	76-75
Dec. 1	%at Virginia (ot)	L	75-79
Dec. 3	RICHMOND	L	59-64

Dec. 7	at Virginia Tech	L	52-78
Dec. 14	VIRGINIA TECH	L	65-67
Dec. 20	#RICHMOND (ot)	L	65-67
Dec. 21	#OLD DOMINION	L	55-67
Dec. 30	at George Mason	W	77-68
Jan. 7	at South Alabama (ot)	L	62-63
Jan. 9	at UAB (ot)	L	70-72
Jan. 11	at Dayton	L	64-74
Jan. 13	JAMES MADISON	W	72-51
Jan. 16	CHARLOTTE	W	67-50
Jan. 18	at Old Dominion	L	49-50
Jan. 20	at Western Kentucky (:02)	L	60-62
Jan. 23	JACKSONVILLE (2ot)	W	81-80
Jan. 25	SOUTH ALABAMA	W	83-74
Jan. 27	MARQUETTE	W	61-56
Jan. 30	WILLIAM & MARY	W	60-44
Feb. 1	at South Florida	W	67-77
Feb. 3	at Charlotte	W	87-70
Feb. 6	UAB	W	63-57
Feb. 13	OLD DOMINION	L	56-61
Feb. 15	SOUTH FLORIDA (ot)	L	60-64
Feb. 17	at Jacksonville	L	58-67
Feb. 19	at James Madison (:01)	W	66-65
Feb. 22	WESTERN KENTUCKY	W	60-56
Feb. 27	&Jacksonville	L	49-56

%Cavalier Classic, Charlottesville, Va.

#Times-Dispatch Invitational, Richmond Coliseum

&Sun Belt Tournament, Birmingham, Ala.

1986-87**Coach: Mike Pollio****Record: 17-14 (7-7 Sun Belt)**

Nov. 28	%Vanderbilt	L	67-75
Nov. 29	%Arkansas State	W	65-57
Nov. 30	%Charlotte	L	75-87
Dec. 4	at William & Mary	W	73-64
Dec. 6	DAYTON	W	69-58
Dec. 8	MORGAN STATE	W	75-43
Dec. 13	GEORGE MASON	W	73-68
Dec. 20	CLEVELAND ST. (ot)	L	89-91
Dec. 29	#JAMES MADISON	L	74-90
Dec. 30	#RICHMOND	W	60-57
Jan. 3	CHARLOTTE	W	68-55
Jan. 8	at Old Dominion	W	77-64
Jan. 10	at Marquette	W	63-60
Jan. 12	WESTERN KENTUCKY	L	70-79
Jan. 14	at South Alabama	W	81-68
Jan. 17	at Western Kentucky	L	71-90
Jan. 20	UAB	L	70-79
Jan. 22	at Richmond	W	79-66
Jan. 24	at South Florida	W	61-57
Jan. 26	at Virginia Tech	W	70-65
Jan. 28	EAST CAROLINA	L	56-57
Jan. 31	SOUTH FLORIDA (ot)	W	68-66
Feb. 2	SOUTH ALABAMA	L	57-70
Feb. 5	at UAB	L	71-77
Feb. 7	JACKSONVILLE	L	66-77
Feb. 8	RUTGERS	W	78-67
Feb. 11	at Jacksonville	W	88-75
Feb. 14	OLD DOMINION	W	78-66
Feb. 18	JAMES MADISON	L	57-60
Feb. 21	at Charlotte	L	74-83
Feb. 26	&Charlotte	L	73-88

%Hawaiian Airlines-Silversword Classic, Maui, HI

#Times-Dispatch Invitational, Richmond Coliseum

&Sun Belt Tournament, Bowling Green, Ky.

1987-88**Coach: Mike Pollio****Record: 23-12 (10-4 Sun Belt)****National Invitation Tournament - Third Round**

Nov. 27	%Puerto Rico-Cayey	W	99-74
Nov. 28	%Arkansas State	W	77-68
Dec. 2	at James Madison	W	78-76
Dec. 5	at Auburn	L	80-93
Dec. 10	at East Carolina	W	75-70
Dec. 15	CHATTANOOGA	W	74-69
Dec. 18	#RICHMOND (:01)	L	58-60
Dec. 19	#VIRGINIA	W	75-66
Jan. 2	at South Alabama (ot) (:10)	L	96-100
Jan. 4	RICHMOND	W	72-53
Jan. 9	at South Florida	W	86-66
Jan. 16	at Old Dominion	L	67-71
Jan. 18	VIRGINIA TECH	W	97-84

Jan. 20	SOUTH FLORIDA	W	61-53
Jan. 23	WESTERN KENTUCKY	W	79-74
Jan. 26	at Rutgers	W	70-60
Jan. 30	SOUTH ALABAMA	W	97-70
Feb. 1	at George Mason	L	60-67
Feb. 4	UAB	L	64-78
Feb. 6	^JACKSONVILLE	W	86-64
Feb. 10	at Cleveland State	L	76-83
Feb. 13	at UAB (:00)	W	89-88
Feb. 15	at Charlotte	W	91-83
Feb. 18	at Western Kentucky (:03)	W	70-69
Feb. 20	OLD DOMINION	W	82-77
Feb. 22	MIAMI (FLA.)	L	93-96
Feb. 25	at Jacksonville	L	75-79
Feb. 27	CHARLOTTE	W	84-65
Feb. 29	at Oklahoma State	L	75-84
Mar. 5	&SOUTH FLORIDA	W	82-60
Mar. 6	&OLD DOMINION	W	91-69
Mar. 7	&CHARLOTTE	L	79-81

National Invitation Tournament

Mar. 18	at Marshall	W	81-80
Mar. 22	SOUTHERN MISSISSIPPI	W	93-89
Mar. 25	at Connecticut	L	61-72

%San Juan Shootout, San Juan, Puerto Rico

^game played at Robins Center.

#Times-Dispatch Invitational, Richmond Coliseum

&Sun Belt Tournament, Richmond Coliseum

1988-89**Coach: Mike Pollio****Record: 13-15 (9-5 Sun Belt)**

Dec. 7	at Richmond	L	58-74
Dec. 9	%at Indiana	L	68-85
Dec. 10	%Alcorn State	W	100-73
Dec. 17	GEORGE MASON	W	90-78
Dec. 20	AUBURN	L	79-85
Dec. 22	JAMES MADISON (:03)	L	71-72
Dec. 29	#JAMES MADISON	W	65-56
Dec. 30	#VIRGINIA TECH	L	91-97
Jan. 9	at Miami (Fla.)	W	87-77
Jan. 11	at South Florida	W	87-73
Jan. 14	OLD DOMINION (ot)	W	101-93
Jan. 16	TULSA	L	56-60
Jan. 19	CHARLOTTE	W	73-71
Jan. 21	at Western Kentucky	L	87-91
Jan. 23	at Old Dominion	L	87-99
Jan. 26	UAB	W	79-75
Jan. 28	at Memphis	L	69-89
Jan. 31	at South Alabama	L	91-95
Feb. 4	at Charlotte	L	59-68
Feb. 6	SOUTH ALABAMA	W	85-81
Feb. 8	at Bradley	L	70-75
Feb. 13	JACKSONVILLE (:05)	W	92-89
Feb. 18	WESTERN KENTUCKY	W	85-63
Feb. 21	at Chattanooga	L	75-78
Feb. 23	at UAB	L	62-78
Feb. 25	SOUTH FLORIDA	W	78-70
Feb. 27	at Jacksonville	W	87-70
Mar. 4	&Jacksonville (ot)	L	85-93

%Indiana Classic, Bloomington, Ind.

#Times-Dispatch Invitational, Richmond Coliseum

& - Sun Belt Tournament, Charlotte, N.C.

1989-90**Coach: Sonny Smith****Record: 11-17 (5-9 Sun Belt)**

Nov. 24	MERCER	W	79-60
Nov. 26	WOFFORD	W	71-52
Dec. 1	%at Syracuse	L	73-100
Dec. 2	%Arkansas State	L	66-82
Dec. 6	RICHMOND	L	54-66
Dec. 12	RADFORD	W	82-48
Dec. 14	BRADLEY	W	89-66
Dec. 20	#VIRGINIA	L	46-63
Dec. 21	#OLD DOMINION	L	67-77
Jan. 3	at James Madison	W	67-66
Jan. 8	at Virginia Tech (ot)	L	68-71
Jan. 11	WESTERN KENTUCKY	L	44-57
Jan. 15	at Jacksonville (ot)	W	86-81
Jan. 18	UAB	L	59-80
Jan. 20	at Old Dominion	W	55-49
Jan. 22	at South Alabama (:07)	L	64-65
Jan. 29	SOUTH FLORIDA	L	65-68
Feb. 1	at George Mason	L	68-71

VCU BASKETBALL

Feb. 5	MEMPHIS (ot)	W	70-69
Feb. 8	at UAB	L	54-74
Feb. 10	SOUTH ALABAMA	W	72-53
Feb. 12	JACKSONVILLE	L	53-79
Feb. 15	at Western Kentucky	L	65-68
Feb. 17	at South Florida	L	66-75
Feb. 19	CHARLOTTE	W	82-70
Feb. 24	OLD DOMINION	L	64-80
Feb. 26	at Charlotte (ot)	W	69-66
Mar. 3	&at UAB	L	68-83

%Carrier Classic, Syracuse, N.Y.
#Times-Dispatch Invitational, Richmond Coliseum
&Sun Belt Tournament, Birmingham, Ala.

1990-91

Coach: Sonny Smith
Record: 14-17 (7-7 Sun Belt)

Nov. 24	NEW HAMPSHIRE	W	80-58
Nov. 28	at Illinois State	W	86-76
Dec. 1	AUGUSTA	W	83-63
Dec. 5	at Richmond	L	63-67
Dec. 8	at Oklahoma	L	105-141
Dec. 11	VIRGINIA TECH	L	75-77
Dec. 17	at Tennessee	L	72-77
Dec. 22	%at Chaminade	W	102-72
Dec. 23	%St. Francis (Pa.)	L	71-82
Dec. 26	at Tulsa	L	67-95
Dec. 28	#JAMES MADISON	L	78-90
Dec. 29	#RICHMOND	W	72-66
Jan. 2	GEORGE MASON	W	80-74
Jan. 5	NORTHEASTERN	L	59-61
Jan. 7	UAB	W	66-64
Jan. 10	SOUTH ALABAMA	W	93-83
Jan. 12	at Old Dominion	W	62-60
Jan. 17	CHARLOTTE	L	74-87
Jan. 19	at Jacksonville	W	75-59
Jan. 23	at UAB	L	68-89
Jan. 26	WESTERN KENTUCKY	L	75-83
Jan. 28	JACKSONVILLE	W	85-67
Feb. 2	OLD DOMINION	W	60-58
Feb. 4	at South Alabama	L	78-91
Feb. 7	SOUTH FLORIDA	L	70-76
Feb. 9	at Miami (Fla.)	L	58-73
Feb. 16	at South Florida	L	60-70
Feb. 18	at Charlotte	W	92-88
Feb. 23	at Western Kentucky	L	80-97
Mar. 2	&Western Kentucky	W	100-89
Mar. 3	&at South Alabama	L	78-105

%Big Isle Invitational, Kapaa, Hawaii
#Times-Dispatch Invitational, Richmond Coliseum
&Sun Belt Tournament, Mobile, Ala.

1991-92

Coach: Sonny Smith
Record: 14-15 (5-7 Metro)

Nov. 23	ILLINOIS STATE	W	92-66
Nov. 26	RADFORD	W	97-83
Dec. 4	RICHMOND	W	73-70
Dec. 7	at Old Dominion	W	98-83
Dec. 9	at Radford (:01)	L	71-72
Dec. 11	at George Mason	W	90-82
Dec. 21	TENNESSEE	L	78-92
Dec. 28	#RICHMOND	L	71-72
Dec. 29	#OLD DOMINION (:01)	L	66-67
Jan. 4	at Northeastern	W	57-47
Jan. 9	LOUISVILLE	W	66-57
Jan. 11	at Virginia Tech (ot) (:02)	L	72-73
Jan. 15	at Murray State	W	91-90
Jan. 18	SOUTH FLORIDA	W	71-63
Jan. 21	TULANE (ot)	L	85-87
Jan. 25	SO. MISSISSIPPI (:00)	L	68-70
Jan. 30	TEXAS	L	94-105
Feb. 6	at Southern Mississippi	W	82-74
Feb. 8	at Tulane	L	80-97
Feb. 11	at New Hampshire	W	42-37
Feb. 18	at Louisville	L	71-89
Feb. 20	VIRGINIA TECH	W	63-60
Feb. 22	CHARLOTTE	W	69-66
Feb. 25	at Memphis	L	58-85
Feb. 29	at South Florida	L	81-91
Mar. 2	WEST. KENTUCKY (:01)	L	75-77
Mar. 7	at Charlotte	L	63-75
Mar. 13	&at Louisville	W	74-65
Mar. 14	&Tulane	L	69-87

#Times-Dispatch Invitational, Richmond Coliseum
&Metro Conference Tournament, Louisville, Ky.

1992-93

Coach: Sonny Smith
Record: 20-10 (7-5 Metro)
National Invitation Tournament - First Round

Dec. 1	NEW HAMPSHIRE	W	103-68
Dec. 4	%Marist	W	86-61
Dec. 5	%at Syracuse	L	81-94
Dec. 9	at Richmond	W	82-63
Dec. 12	#Old Dominion	L	65-81
Dec. 15	at Tulsa	W	67-66
Dec. 19	at Western Kentucky	L	78-84
Dec. 22	MURRAY STATE	W	83-77
Dec. 30	SOUTHERN MISSISSIPPI	W	85-74
Jan. 2	GEORGE MASON	W	103-75
Jan. 5	LIBERTY	W	88-75
Jan. 14	at Louisville	L	68-77
Jan. 16	SIENA	W	57-42
Jan. 21	TULANE	L	76-84
Jan. 23	LONG BEACH STATE	W	95-61
Jan. 30	LOUISVILLE (ot)	L	88-90
Feb. 4	CHARLOTTE (:07)	W	63-61
Feb. 6	at Virginia Tech	W	73-54
Feb. 11	SOUTH FLORIDA	W	79-59
Feb. 13	at Charlotte	L	70-84
Feb. 16	at Texas	W	66-60
Feb. 20	at South Florida (ot)	W	95-91
Feb. 22	VIRGINIA TECH	W	86-69
Feb. 27	at Buffalo	W	90-61
Mar. 4	at Tulane (ot)	W	77-65
Mar. 6	at Southern Mississippi	L	65-71
Mar. 12	&South Florida	W	79-72
Mar. 13	&Virginia Tech	W	85-71
Mar. 14	&at Louisville	L	78-90
National Invitation Tournament			
Mar. 18	at Old Dominion	L	68-74

%Carrier Classic, Syracuse, N.Y.
#played at Hampton Coliseum
&Metro Conference Tournament, Louisville, Ky.

1993-94

Coach: Sonny Smith
Record: 14-13 (5-7 Metro)

Nov. 27	JAMES MADISON	W	88-73
Dec. 1	RADFORD	W	70-64
Dec. 4	at Liberty	W	93-68
Dec. 7	BUFFALO	W	86-58
Dec. 11	at Siena	W	93-70
Dec. 18	RICHMOND	L	61-76
Dec. 22	at George Mason	W	109-88
Dec. 29	%Iowa State	W	91-84
Dec. 30	%at UTEP	L	58-70
Jan. 3	TULSA	L	84-92
Jan. 8	at Louisville (ot)	W	93-89
Jan. 13	at Tulane	L	64-78
Jan. 15	at Southern Mississippi	L	64-69
Jan. 20	OKLAHOMA	W	98-82
Jan. 22	SOUTH FLORIDA	W	72-68
Jan. 27	SOUTHERN MISSISSIPPI	W	79-76
Jan. 29	LOUISVILLE	L	74-94
Jan. 31	#Old Dominion	L	74-79
Feb. 2	at Evansville	L	73-88
Feb. 10	VIRGINIA TECH	W	81-75
Feb. 12	CHARLOTTE (:06)	L	66-67
Feb. 17	at Virginia Tech	L	59-76
Feb. 23	at Xavier	W	79-76
Feb. 26	TULANE	L	75-90
Mar. 3	at Charlotte	L	64-76
Mar. 5	at South Florida	W	91-80
Mar. 11	&Virginia Tech	L	64-65

%Sun Carnival Classic, El Paso, Texas
#played at Hampton Coliseum
&Metro Conference Tournament, Biloxi, Miss.

1994-95

Coach: Sonny Smith
Record: 16-14 (3-9 Metro)

Nov. 25	%at Hawaii at Hilo	W	74-62
Nov. 26	%Iowa State	L	59-66
Nov. 27	%New Orleans	W	65-62
Nov. 30	LIBERTY	W	62-45

Dec. 3	ALABAMA	L	57-75
Dec. 5	at Tenn.-Martin	W	67-60
Dec. 10	at Fla. International (ot)	W	76-67
Dec. 18	at Illinois State	L	68-77
Dec. 21	TENNESSEE STATE	W	76-67
Dec. 28	MT. SAINT MARY'S	W	79-55
Dec. 31	RHODE ISLAND	W	87-66
Jan. 3	GEORGE MASON	W	108-85
Jan. 5	LOUISVILLE	W	67-63
Jan. 7	SOUTH FLORIDA	W	74-58
Jan. 11	at Richmond	W	78-72
Jan. 14	at Virginia Tech	L	69-78
Jan. 18	at James Madison	L	62-64
Jan. 21	VIRGINIA UNION	W	62-59
Jan. 26	CHARLOTTE	L	47-73
Jan. 28	at South Florida (ot)	L	71-80
Feb. 1	RADFORD	W	93-66
Feb. 4	SOUTHERN MISSISSIPPI	L	66-74
Feb. 6	#Old Dominion	W	81-67
Feb. 8	at Tulane	L	64-79
Feb. 11	at Southern Mississippi	L	69-78
Feb. 18	at Charlotte	L	71-84
Feb. 23	VIRGINIA TECH	W	62-57
Feb. 25	TULANE	L	59-74
Mar. 5	at Louisville	L	64-80
Mar. 10	&at Louisville	L	61-84

%Big Isle Invitational, Hilo, Hawaii
#played at Hampton Coliseum
&Metro Conference Tournament, Louisville, Ky.

1995-96

Coach: Sonny Smith
Record: 24-9 (14-2 CAA)
NCAA Tournament - Round of 64

Nov. 24	%Western Kentucky	W	83-65
Nov. 25	%Louisville	L	74-83
Nov. 26	%James Madison	W	66-60
Nov. 30	XAVIER	W	81-75
Dec. 2	at Liberty	L	71-86
Dec. 4	FLA. INTERNATIONAL	W	82-61
Dec. 7	CHARLOTTE	W	85-74
Dec. 9	PITTSBURGH	L	69-72
Dec. 16	at Rhode Island	L	63-68
Dec. 21	at Virginia	L	65-80
Dec. 23	ILLINOIS STATE (:00)	W	74-72
Dec. 27	#Jackson State	W	66-48
Dec. 28	#at New Orleans	L	75-92
Jan. 4	*at William & Mary	W	70-47
Jan. 6	*at Old Dominion	W	85-70
Jan. 10	*GEORGE MASON	W	86-74
Jan. 13	*at East Carolina	L	72-73
Jan. 17	*JAMES MADISON	W	81-70
Jan. 20	*RICHMOND	W	79-51
Jan. 26	*AMERICAN	W	73-68
Jan. 29	*at UNC Wilmington	W	63-45
Jan. 31	*at George Mason	W	94-81
Feb. 3	*OLD DOMINION (ot)	W	85-76
Feb. 7	*WILLIAM & MARY	W	83-68
Feb. 10	*EAST CAROLINA	W	80-71
Feb. 13	*at American	W	65-57
Feb. 17	*at James Madison (:00)	L	75-76
Feb. 21	*UNC WILMINGTON	W	63-44
Feb. 24	*at Richmond	W	69-67
Mar. 2	&RICHMOND	W	89-55
Mar. 3	&EAST CAROLINA	W	75-60
Mar. 4	&UNC WILMINGTON	W	46-43
NCAA Tournament (Indianapolis, Ind.)			
Mar. 14	Mississippi State	L	51-58

%San Juan Shootout, San Juan, Puerto Rico
#UNO Christmas Classic, New Orleans, La.
*Colonial Athletic Association contest
&CAA Tournament, Richmond Coliseum

1996-97

Coach: Sonny Smith
Record: 14-13 (9-7 CAA)

Nov. 23	MIAMI (OHIO)	L	66-69
Nov. 26	SOUTHERN UTAH	W	81-59
Dec. 2	at Radford (:03)	L	77-81
Dec. 11	SW LOUISIANA	W	79-59
Dec. 14	at Pittsburgh	W	58-55
Dec. 18	NEW ORLEANS	L	46-61
Dec. 21	%Alabama	L	69-72
Dec. 27	#Texas Christian	W	94-81

YEAR-BY-YEAR RESULTS

Table with columns for date, opponent, result, and score. Includes games from Dec. 28 to Mar. 1.

%Birmingham-Jefferson Civic Center, Ala.
#Cessna Classic, Wichita, Kan.
*Colonial Athletic Association contest
^Robins Center, Richmond, Va.
&CAA Tournament, Richmond Coliseum

1997-98

Coach: Sonny Smith
Record: 9-19 (4-12 CAA)

Table with columns for date, opponent, result, and score. Includes games from Nov. 16 to Feb. 27.

%Robins Center, Richmond, Va.
#Golden Bear Classic, Oakland, Calif.
*Colonial Athletic Association contest
&CAA Tournament, Richmond Coliseum

1998-99

Coach: Mack McCarthy
Record: 15-16 (8-8 CAA)

Table with columns for date, opponent, result, and score. Includes games from Nov. 13 to Jan. 23.

Table with columns for date, opponent, result, and score. Includes games from Jan. 25 to Feb. 27.

^Honolulu Thanksgiving Shootout, Honolulu, HI
*Colonial Athletic Association contest
&CAA Tournament, Richmond Coliseum

1999-00

Coach: Mack McCarthy
Record: 14-14 (7-9 CAA)

Table with columns for date, opponent, result, and score. Includes games from Nov. 19 to Mar. 4.

*Colonial Athletic Association contest
&CAA Tournament, Richmond Coliseum

2000-01

Coach: Mack McCarthy
Record: 16-14 (9-7 CAA)

Table with columns for date, opponent, result, and score. Includes games from Nov. 17 to Mar. 3.

#San Juan Shootout, San Juan, Puerto Rico
*Colonial Athletic Association contest

&CAA Tournament, Richmond Coliseum

2001-02

Head Coach: Mack McCarthy
Record: 21-11 (11-7 CAA)

Table with columns for date, opponent, result, and score. Includes games from Nov. 14 to Mar. 4.

#BCA Invitational, Raleigh, N.C.

*Colonial Athletic Association contest
&CAA Tournament, Richmond Coliseum

2002-03

Head Coach: Jeff Capel
Record: 18-10 (12-6 CAA)

Table with columns for date, opponent, result, and score. Includes games from Nov. 26 to Mar. 9.

*Colonial Athletic Association contest
&CAA Tournament, Richmond Coliseum

2003-04

Head Coach: Jeff Capel
Record: 23-8 (14-4 CAA)
NCAA Tournament - Round of 64

Table with columns for date, opponent, result, and score. Includes games from Nov. 21 to Dec. 6.

VCU BASKETBALL

Dec. 15	NORTH CAROLINA A&T	W	105-51
Dec. 18	UAB	L	58-68
Dec. 22	at La Salle (:06.4)	W	55-54
Dec. 29	at Georgia Tech (FSNS)	L	65-86
Jan. 2	MIDDLE TENNESSEE	W	66-61
Jan. 5	*at Hofstra	L	61-66
Jan. 7	*DELAWARE	W	99-72
Jan. 10	*at James Madison	W	77-69
Jan. 14	*at UNC Wilmington	L	52-72
Jan. 17	*GEORGE MASON (CSN)	W	80-56
Jan. 21	*at Old Dominion	W	75-67
Jan. 24	*at Drexel (CN8) (:07.3)	W	70-69
Jan. 28	*TOWSON	W	101-76
Jan. 31	*HOFSTRA	W	81-69
Feb. 4	*DREXEL	L	57-66
Feb. 7	*UNCW (ESPN2)	W	49-41
Feb. 11	*at George Mason	L	57-69
Feb. 14	*at Towson	W	68-44
Feb. 18	*JAMES MADISON	W	92-61
Feb. 21	*OLD DOMINION (CSN, M)	W	78-72
Feb. 25	*at Delaware (:00)	W (2ot)	71-69
Feb. 28	*at William & Mary	W	74-59
Mar. 6	&Towson	W	67-60
Mar. 7	&Old Dominion (CSN)	W	84-67
Mar. 8	&GMU (ESPN) (:01.6)	W	55-54
NCAA Tournament (Raleigh, N.C.)			
Mar. 18	vs. Wake Forest (CBS)	L	78-79

*Colonial Athletic Association contest
&CAA Tournament, Richmond Coliseum

2004-05

Head Coach: Jeff Capel
Record: 19-13 (13-5 CAA)

National Invitation Tournament - First Round

Nov. 15	^AMERICAN (ot)	W	82-76
Nov. 18	^at Wake Forest	L	67-81
Nov. 27	at UAB	L	55-79
Dec. 1	HAMPTON	W	83-54
Dec. 5	*at UNC Wilmington (TV)	L	63-68
Dec. 11	RICHMOND (TV8)	W	58-50
Dec. 18	LA SALLE	W	63-52
Dec. 22	at Iona	L	72-77
Dec. 29	MISSISSIPPI	L	62-63
Jan. 2	at Middle Tenn. (ESPN+)	L	55-59
Jan. 5	*at George Mason	W	81-74
Jan. 7	*at Towson	W	70-58
Jan. 12	*DREXEL (:00)	L	64-66
Jan. 15	*HOFSTRA (CSN)	W	70-58
Jan. 19	*at Delaware	W	66-57
Jan. 22	*at William & Mary (ot)	W	79-77
Jan. 26	*JAMES MADISON	L	58-66
Jan. 29	*OLD DOMINION (CSN)	W	75-71
Jan. 31	*at James Madison	W	70-43
Feb. 2	*at Hofstra	L	58-60
Feb. 5	*TOWSON	W	84-61
Feb. 9	*at Drexel	W	62-59
Feb. 12	*at Old Dominion (ESPN2)	L	76-82
Feb. 14	*GEORGE MASON	W	89-81
Feb. 16	*DELAWARE	W	83-73
Feb. 19	%at College of Charleston	L	75-85
Feb. 23	*WILLIAM & MARY	W	91-69
Feb. 26	*UNCW (ot) (:05.1)	W	72-71
Mar. 5	&Delaware	W	74-61
Mar. 6	&UNC Wilmington (CSN)	W	55-46
Mar. 7	&OLD DOMINION (ot) (ESPN)	L	66-73
National Invitation Tournament			
Mar. 16	DAVIDSON	L	62-77

^Preseason NIT
*Colonial Athletic Association contest
%ESPN Bracket Buster
&CAA Tournament, Richmond Coliseum

2005-06

Head Coach: Jeff Capel
Record: 19-10 (11-7 CAA)

Nov. 21	at Appalachian State	L	47-51
Nov. 26	at Houston	W	62-61
Nov. 30	ELON	W	69-49
Dec. 4	*at UNC Wilmington	L	40-60
Dec. 7	*HOFSTRA	W	87-64
Dec. 10	RICHMOND (CN8)	W	49-37
Dec. 17	COLL. OF CHARLESTON	W	76-71
Dec. 20	*GEORGIA STATE	W	67-54
Dec. 22	LONGWOOD	W	91-80

Dec. 30	at Hampton	W	84-44
Jan. 2	at UAB	L	62-68
Jan. 5	*at George Mason (CSN)	L	60-73
Jan. 7	*DREXEL (:00) (CN8)	W	62-60
Jan. 12	*at James Madison	W	76-48
Jan. 14	*at Old Dominion (CSN)	L	75-78
Jan. 19	*WILLIAM & MARY	W	69-60
Jan. 21	*JAMES MADISON	W	71-55
Jan. 26	*at Delaware	W	56-52
Jan. 28	*at Georgia St. (ot) (CSN)	W	79-68
Feb. 2	*TOWSON	W	81-75
Feb. 4	*at Northeastern (CN8)	L	74-79
Feb. 9	*GEORGE MASON	L	61-73
Feb. 11	*OLD DOMINION (ESPN2)	W	80-74
Feb. 15	*at Towson	L	57-59
Feb. 17	%ALBANY (ESPNU)	W	70-67
Feb. 23	*UNC WILMINGTON (TW)	L	54-61
Feb. 25	*at William & Mary	W	77-59
Mar. 3	&William & Mary	W	62-59
Mar. 4	&Hofstra	L	66-72

*Colonial Athletic Association contest
%ESPN Bracket Buster
&CAA Tournament, Richmond Coliseum

2006-07

Head Coach: Anthony Grant
Record: 28-7 (16-2 CAA)

NCAA Tournament - Round of 32

Nov. 13	at Longwood	W	75-63
Nov. 17	^vs. Xavier	L	67-70
Nov. 18	^vs. College of Charleston	W	71-59
Nov. 20	^vs. Toledo	L	59-60
Nov. 25	HAMPTON	W	74-51
Nov. 28	at Elon	W	91-49
Dec. 2	HOUSTON	W	102-84
Dec. 6	at Albany	W	75-57
Dec. 9	at Richmond	W	68-54
Dec. 16	UAB	W	53-44
Dec. 20	*DELAWARE (CSN)	W	79-60
Dec. 30	APPALACHIAN STATE	L	70-73
Jan. 3	*at Towson (2ot)	W	84-80
Jan. 6	*at James Madison	W	77-61
Jan. 8	*NORTHEASTERN	W	64-44
Jan. 10	*at William & Mary	W	88-77
Jan. 13	*TOWSON	W	85-77
Jan. 17	*UNC WILMINGTON (TW)	W	74-65
Jan. 20	*OLD DOMINION (CSN)	W	80-75
Jan. 24	*at George Mason (CSN)	W	75-62
Jan. 27	*at Drexel (CN8)	W	75-68
Jan. 29	*WILLIAM & MARY	W	90-68
Jan. 31	*at Hofstra	L	68-79
Feb. 3	*GEORGIA STATE (CSN)	W	100-71
Feb. 8	*GEO. MASON (ESPNU)	W	63-49
Feb. 10	*at Old Dominion (CN8)	L	63-79
Feb. 14	*at UNC Wilmington	W	78-68
Feb. 17	%BRADLEY (ESPN2)	L	64-73
Feb. 21	*JAMES MADISON	W	83-72
Feb. 24	*at Georgia State (:03)	W	72-70
Mar. 3	&Georgia State (CN8)	W	73-60
Mar. 4	&Drexel (CN8)	W	63-56
Mar. 5	&George Mason (ESPN)	W	65-59
NCAA Tournament (Buffalo, N.Y.)			
Mar. 15	Duke (:01.8) (CBS)	W	79-77
Mar. 17	Pittsburgh (ot) (CBS)	L	79-84

^Paradise Jam, St. Thomas, U.S. Virgin Islands
*Colonial Athletic Association contest
%ESPN Bracket Buster
&CAA Tournament, Richmond Coliseum

2007-08

Head Coach: Anthony Grant
Record: 24-8 (15-3 CAA)

National Invitation Tournament - First Round

Nov. 9	MD.-EASTERN SHORE	W	70-51
Nov. 15	^vs. Houston (ESPNU)	W	73-72
Nov. 16	^vs. Miami (Fla.) (ESPNU)	L	63-69
Nov. 18	^#18/18 Arkansas (ESPN2)	L	60-70
Nov. 24	ELON	W	79-61
Nov. 29	at Hampton	L	55-64
Dec. 2	&vs. Maryland (MASN)	W	85-76
Dec. 5	*WILLIAM & MARY	W	71-57
Dec. 8	RICHMOND (CN8)	W	65-45
Dec. 15	LONGWOOD	W	78-45
Dec. 22	at Bradley (CN8)	W	79-64

Jan. 2	*at James Madison (:00)	L	61-62
Jan. 5	*at UNCW (MASN)	W	72-57
Jan. 10	*GEORGIA ST. (CSN-MA)	W	49-47
Jan. 12	*HOFSTRA (CSN-MA)	W	59-49
Jan. 16	*DELAWARE	W	60-39
Jan. 19	*at Old Dominion (CSN-MA)	W	78-68
Jan. 23	*at Hofstra (MASN)	W	82-65
Jan. 26	*DREXEL (CN8)	W	76-62
Jan. 29	*at George Mason (ESPN2)	L	51-63
Feb. 2	*TOWSON	W	65-42
Feb. 6	*at Georgia State (ot)	W	65-60
Feb. 9	*at Delaware (CN8)	W	83-73
Feb. 13	*JAMES MADISON (CN8)	W	75-56
Feb. 16	*OLD DOMINION (ESPN2)	L	66-67
Feb. 20	*at Northeastern (CN8)	W	66-62
Feb. 23	+at Akron (ESPN2)	W	57-52
Feb. 27	*UNCW (CSN-MA)	W	72-58
Mar. 3	*at William & Mary	W	54-43
Mar. 8	!Towson (CN8)	W	57-46
Mar. 9	!William & Mary (CN8) (:03)	L	54-56
National Invitation Tournament			
Mar. 13	UAB (ESPN2)	L	77-80

*Colonial Athletic Association contest
^ - Puerto Rico Tip Off (San Juan, P.R.)
& - BB&T Classic (Washington, D.C.)
+ - O'Reilly Auto Parts ESPNU BracketBusters
! - CAA Tournament (Richmond Coliseum)
%- National Invitation Tournament

2008-09

Head Coach: Anthony Grant
Record: 24-10 (14-4 CAA)

NCAA Tournament - Round of 64

Nov. 7	VIRGINIA UNION (Exh.)	W	91-63
Nov. 12	VIRGINIA STATE (Exh.)	W	79-64
Nov. 16	THE CITADEL	W	82-59
Nov. 19	SOUTH DAKOTA STATE	W	72-56
Nov. 22	at Rhode Island	L	86-92
Nov. 25	at East Carolina	L	90-93 (ot)
Nov. 29	%vs. New Mexico (CBS-C)	W	67-55
Nov. 30	%vs. Vanderbilt (CBS-C)	L	66-71
Dec. 4	WESTERN MICHIGAN	W	79-62
Dec. 6	*at William & Mary	W	66-50
Dec. 13	at Richmond (ESPNU)	W	77-76
Dec. 17	AKRON	W	73-69
Dec. 20	&vs. #4 Oklahoma (ESPN2)	L	70-81
Dec. 27	HAMPTON	W	59-54
Jan. 3	*at Delaware (TCN)	L	79-81
Jan. 5	*UNC WILMINGTON (MASN)W	W	88-59
Jan. 8	*at Drexel (ESPNU)	W	75-46
Jan. 10	*HOFSTRA (CSN-MA)	W	68-60
Jan. 14	*at Towson	W	78-71
Jan. 17	*OLD DOMINION (CSN-MA)	W	61-44
Jan. 21	*at Georgia State (CSN-MA)	W	65-50
Jan. 24	*GEORGE MASON (ESPN2)	W	76-71
Jan. 27	*NORTHEASTERN (ESPNU)	L	63-68
Jan. 31	*at Hofstra (TCN)	W	66-62
Feb. 4	*at UNCW (MASN)	L	72-81
Feb. 7	*WILLIAM & MARY	W	76-54
Feb. 11	*JAMES MADISON	W	76-71 (ot)
Feb. 14	*at Old Dominion (CSN-MA)	L	65-69
Feb. 18	*DELAWARE (TCN)	W	78-67
Feb. 20	!at Nevada (ESPNU)	L	70-71
Feb. 25	*at James Madison	W	71-52
Feb. 28	*GEORGIA STATE (TCN)	W	69-41
Mar. 7	^vs. Georgia State (TCN)	W	61-52
Mar. 8	^vs. Old Dominion (TCN)	W	61-53
Mar. 9	^vs. George Mason (ESPN2)	W	71-50
NCAA Tournament (Philadelphia, Pa.)			
Mar. 19	+vs. UCLA (CBS)	L	64-65

* - Colonial Athletic Association contest
% - Cancun Challenge (Cancun, Mexico)
& - All-College Classic (Oklahoma City, Okla.)
! - ESPNU BracketBusters
^ - CAA Tournament (Richmond Coliseum)
+ - NCAA Tournament

2009-10

Head Coach: Shaka Smart
Record: 27-9 (11-7 CAA)

College Basketball Invitational Champions

Nov. 5	VIRGINIA UNION (Exh.)	W	85-55
Nov. 13	BETHUNE-COOKMAN	W	77-51
Nov. 18	at Western Michigan	L	67-83

YEAR-BY-YEAR RESULTS

Nov. 21	#17 OKLAHOMA (MASN)	W	82-69
Nov. 23	at Hampton	W	63-52
Nov. 27	NEVADA	W	85-76
Dec. 2	RHODE ISLAND	W	82-80
Dec. 5	*at William and Mary (CSN)	L	74-75
Dec. 12	RICHMOND	W	65-57
Dec. 19	at Tulane	W	78-77
Dec. 29	EAST CAROLINA	W	82-74
Jan. 2	*UNC WILMINGTON	W	91-57
Jan. 4	*NORTHEASTERN (CSN)	L	57-62
Jan. 6	*at Drexel	L	72-75
Jan. 9	*DELAWARE	W	77-64
Jan. 12	*at Hofstra (ESPNU)	W	81-68
Jan. 16	*at Georgia State	W	82-69
Jan. 20	*WILLIAM AND MARY	W	81-59
Jan. 23	*at Northeastern (CSN)	L	62-74
Jan. 27	*TOWSON	W	112-53
Jan. 30	*GEORGIA STATE (CSS)	W	78-62
Feb. 3	*at UNC Wilmington	W	73-60
Feb. 6	*OLD DOMINION (CSN)	W	70-58
Feb. 9	*at George Mason (ESPNU)	L	77-82 (ot)
Feb. 13	*at James Madison	L	71-76
Feb. 16	*DREXEL (CSN)	W	73-54
Feb. 20	*AKRON (ESPNU)	W	70-53
Feb. 24	*JAMES MADISON	W	76-62
Feb. 27	*at Old Dominion (CSN)	L	70-73
Mar. 5	^vs DELAWARE	W	66-49
Mar. 6	^vs George Mason (CSN)	W	75-60
Mar. 7	^vs Old Dominion (CSN)	L	69-73 (ot)
College Basketball Invitational (all on HDNet)			
Mar. 16	%at George Washington	W	79-73
Mar. 22	%CHARLESTON	W	93-86
Mar. 24	%BOSTON UNIVERSITY	W	88-75
Mar. 29	%SAINT LOUIS	W	68-56
Mar. 31	%at Saint Louis	W	71-65

* - Colonial Athletic Association contest

! - ESPNU BracketBusters

^ - CAA Tournament (Richmond Coliseum)

% - College Basketball Invitational

2010-11

Head Coach: Shaka Smart

Record: 28-12 (12-6 CAA)

NCAA Tournament - Final Four

Nov. 12	UNC GREENSBORO	W	101-86
Nov. 15	vs Winthrop	W	67-54
Nov. 16	at Wake Forest	W	90-69
Nov. 24	vs Tennessee	L	72-77
Nov. 26	vs UCLA	W	89-85
Dec. 1	at USF	L	59-60 (ot)
Dec. 4	*WILLIAM & MARY	W	59-55
Dec. 8	VMI	W	86-80
Dec. 11	at RICHMOND	L	60-72
Dec. 18	TULANE	W	70-67
Dec. 21	at UAB	L	65-68
Dec. 29	WOFFORD	W	75-66
Dec. 30	NEW HAMPSHIRE	W	78-65
Jan. 3	*at Georgia State	L	66-76
Jan. 5	*DREXEL	W	52-48
Jan. 8	*at UNC Wilmington	W	82-64
Jan. 12	*at William & Mary	W	70-52
Jan. 15	*NORTHEASTERN	W	73-64
Jan. 19	*GEORGIA STATE	W	71-54
Jan. 22	*at Old Dominion	W	59-50
Jan. 24	*at Towson	W	80-76
Jan. 27	*HOFSTRA	W	82-67
Jan. 29	*UNC WILMINGTON	W	79-70
Feb. 2	*at Northeastern	L	80-91
Feb. 5	*at James Madison	W	70-66
Feb. 9	*at Delaware	W	84-74 (ot)
Feb. 12	*OLD DOMINION	L	59-70
Feb. 15	*GEORGE MASON	L	51-71
Feb. 18	!at Wichita State (:00.8)	W	68-67
Feb. 23	*at DREXEL	L	60-64
Feb. 26	*JAMES MADISON	L	69-72
CAA Tournament (Richmond, Va.)			
Mar. 5	^vs Drexel (:00)	W	62-60
Mar. 6	^vs George Mason	W	79-63
Mar. 7	^vs Old Dominion	L	65-70
NCAA Tournament (Dayton, Ohio)			
Mar. 16	+vs USC	W	59-46
NCAA Tournament (Chicago, Ill)			
Mar. 18	+vs Georgetown	W	74-56
Mar. 20	+vs Purdue	W	94-76
NCAA Tournament (San Antonio, Texas)			

Mar. 25	+vs Florida State (:7.0)	W	72-71 (ot)
Mar. 27	+vs Kansas	W	71-61
NCAA Tournament (Houston, Texas)			
Apr. 2	+vs BUTLER	L	62-70

* - Colonial Athletic Association contest

! - ESPNU BracketBusters

+ - NCAA Tournament

2011-12

Head Coach: Shaka Smart

Record: 29-7 (15-3 CAA)

NCAA Tournament - Round of 32

Nov. 11	SAINT FRANCIS (PA)	W	63-57
Nov. 17	vs. Seton Hall&	L	54-69
Nov. 18	vs. Georgia Tech&	L	60-73
Nov. 20	vs. Western Kentucky&	W	69-64
Nov. 23	at Western Kentucky	W	68-45
Nov. 27	at Alabama	L	64-72
Nov. 30	SOUTH FLORIDA	W	69-46
Dec. 4	^vs. George Washington	W	75-60
Dec. 9	RICHMOND	W	73-51
Dec. 17	UNCW	W	87-64
Dec. 20	UAB	W	68-49
Dec. 22	at UNC Greenboro	W	80-68
Dec. 29	at Akron (:02.7)	W	76-75 (ot)
Jan. 2	at Hofstra*	W	80-63
Jan. 4	GEORGIA STATE*	L	53-55
Jan. 8	at Drexel*	L	58-64
Jan. 12	JAMES MADISON*	W	65-45
Jan. 14	at Delaware*	W	68-55
Jan. 19	WILLIAM & MARY* (:09)	W	69-68 (ot)
Jan. 21	OLD DOMINION*	W	61-48
Jan. 23	HOFSTRA*	W	61-49
Jan. 25	at Towson*	W	67-42
Jan. 28	at Georgia State*	W	59-58
Feb. 1	at William & Mary*	W	87-78
Feb. 4	NORTHEASTERN*	W	59-56
Feb. 8	TOWSON*	W	66-43
Feb. 11	at Old Dominion*	W	68-64
Feb. 14	at George Mason* (:00)	L	61-62
Feb. 17	!NORTHERN IOWA	W	77-68
Feb. 22	at UNCW*	W	63-59
Feb. 25	GEORGE MASON*	W	89-77
CAA Tournament (Richmond, Va.)			
Mar. 3	vs. Northeastern	W	75-65
Mar. 4	vs. George Mason	W	74-64
Mar. 5	vs. Drexel	W	59-56
NCAA Tournament (Portland, Ore.)			
Mar. 15	+vs. Wichita State	W	62-59
Mar. 17	+vs. Indiana	L	61-63

& - Charleston Classic (Charleston, S.C.)

^ - BB&T Classic (Washington, D.C.)

* - Colonial Athletic Association contest

! - ESPNU BracketBusters

+ - NCAA Tournament

2012-13

Head Coach: Shaka Smart

Record: 27-9 (12-4 Atlantic 10)

NCAA Tournament - Round of 32

Nov. 9	FLORIDA GULF COAST	W	80-57
Nov. 13	WICHITA STATE	L	51-53
Nov. 17	at Winthrop	W	90-54
Nov. 22	vs Memphis&	W	78-65
Nov. 23	vs Duke&	L	58-67
Nov. 24	vs Missouri&	L	65-58
Nov. 28	STETSON	W	92-56
Dec. 1	BELMONT	W	75-65
Dec. 7	at Old Dominion	W	83-70
Dec. 15	ALABAMA	W	73-54
Dec. 18	WESTERN KENTUCKY	W	76-44
Dec. 21	LONGWOOD	W	93-56
Dec. 29	FAIRLEIGH DICKINSON	W	96-67
Jan. 2	at ETSU	W	109-58
Jan. 5	LEHIGH	W	59-55
Jan. 9	DAYTON*	W	74-62
Jan. 12	at St. Bonaventure*	W	72-65
Jan. 17	SAINT JOSEPH'S*	W(ot)	92-86
Jan. 19	at Duquesne*	W	90-63
Jan. 24	at Richmond*	L(ot)	74-86
Jan. 26	LA SALLE*	L	61-69
Jan. 30	at Rhode Island*	W	70-64
Feb. 2	FORDHAM*	W	81-65
Feb. 9	at Charlotte	W	68-61

Feb. 14	MASSACHUSETTS*	W	86-68
Feb. 16	GEORGE WASHINGTON*	W	84-57
Feb. 19	at St. Louis*	L	62-76
Feb. 23	at Xavier*	W	75-71
Mar. 2	BUTLER*	W	84-52
Mar. 6	RICHMOND*	W	93-82
Mar. 10	at Temple*	L	76-84

A-10 Tournament (Brooklyn, N.Y.)

Mar. 15	vs Saint Joseph's	W	82-79
Mar. 16	vs Massachusetts	W	71-62
Mar. 17	vs St. Louis	L	56-62

NCAA Tournament (Auburn Hills, Mich.)

Mar. 21	+vs Akron	W	88-42
Mar. 23	+vs Michigan	L	53-78

& - Battle 4 Atlantis Tournament (Nassau, Bahamas)

* - Atlantic-10 Conference contest

+ - NCAA Tournament

2013-14

Head Coach: Shaka Smart

Record: 26-9 (12-4 Atlantic 10)

NCAA Tournament - Round of 64

Nov. 8	ILLINOIS STATE	W	96-58
Nov. 12	at Virginia	W	59-56
Nov. 16	WINTHROP	W	92-71
Nov. 21	vs. Florida State&	L	67-85
Nov. 22	vs. Long Beach State&	W	73-67
Nov. 24	vs. Georgetown&	L	80-84
Nov. 29	NORTHEASTERN	W	79-66
Dec. 1	at Belmont	W	81-68
Dec. 5	EASTERN KENTUCKY	W	71-68(ot)
Dec. 8	OLD DOMINION	W	69-48
Dec. 14	at Northern Iowa	L	68-77
Dec. 17	WOFFORD	W	72-57
Dec. 21	vs. Virginia Tech	W	82-52
Dec. 28	vs. Boston College	W	69-50
Jan. 3	STONY BROOK	W	81-63
Jan. 9	GEORGE MASON*	W	71-57
Jan. 14	at George Washington*	L	66-76
Jan. 18	DUQUESNE*	W	80-65
Jan. 22	at Dayton*	W	80-66
Jan. 25	at La Salle*	W	97-89(2ot)
Jan. 29	FORDHAM*	W	76-60
Feb. 1	RICHMOND*	W	81-70
Feb. 6	RHODE ISLAND	W	68-52
Feb. 8	at Saint Joseph's*	L	62-69
Feb. 12	GEORGE WASH.*	W	92-75
Feb. 15	at Saint Louis*	L	62-64
Feb. 21	at Massachusetts*	L	75-80
Feb. 27	at Fordham*	W	85-66
Mar. 1	SAINT LOUIS*	W	67-56
Mar. 3	at Richmond*	W	71-53
Mar. 8	ST. BONAVENTURE*	W	86-67

Atlantic 10 Tournament (Brooklyn, N.Y.)

Mar. 14	vs Richmond	W	56-50
Mar. 15	vs George Washington	W	74-55
Mar. 16	vs Saint Joseph's	L	61-65

NCAA Tournament (Auburn Hills, Mich.)

Mar. 21	+vs Stephen F. Austin	L	75-77 (ot)
---------	-----------------------	---	------------

& - Puerto Rico Tip-Off

* - Atlantic-10 Conference contest

+ - NCAA Tournament

2014-2015

Head Coach: Shaka Smart

Record: 26-10 (12-6 A-10)

Atlantic 10 Tournament Champions

NCAA Tournament - Round of 64

Nov. 7	California (Pa.) (Exh.)	W	92-43
Nov. 14	!vs. Tennessee	W	85-69
Nov. 18	TOLEDO	W	87-78
Nov. 20	UMES	W	106-66
Nov. 24	%vs. #12 Villanova	L	53-77
Nov. 25	%vs. Oregon	W	77-63
Nov. 29	at Old Dominion	L	67-73
Dec. 2	at Illinois State	W	66-62
Dec. 6	#7 VIRGINIA	L	57-74
Dec. 13	#23 NORTHERN IOWA	W (2ot)	93-87
Dec. 16	BELMONT	W	78-51
Dec. 20	at Cincinnati	W	68-47
Dec. 22	EAST TENNESSEE STATE	W	84-60
Dec. 29	CLEVELAND STATE	W	72-63
Jan. 4	at Fordham*	W	75-58
Jan. 7	DAVIDSON*	W	71-65

Jan. 10	SAINT JOSEPH'S*	W	89-74
Jan. 13	at Rhode Island*	W	65-60
Jan. 17	at Duquesne*	W	70-64
Jan. 23	at Saint Louis* (:00.8)	W	63-61
Jan. 27	GEORGE WASHINGTON*	W	72-48
Jan. 31	RICHMOND*	L	55-64
Feb. 4	at George Mason*	W	72-60
Feb. 7	at St. Bonaventure*	L	71-73
Feb. 11	LA SALLE*	L (2ot)	69-74
Feb. 14	at George Washington*	W	79-66
Feb. 17	SAINT LOUIS*	W	74-54
Feb. 21	MASSACHUSETTS*	W	78-72
Feb. 25	at Richmond*	L (2ot)	63-67
Feb. 28	DAYTON*	L	55-59
Mar. 5	at Davidson*	L	55-82
Mar. 7	GEORGE MASON*	W	71-60

Atlantic 10 Tournament (Brooklyn, N.Y.)

Mar. 12	vs. Fordham	W	63-57
Mar. 13	vs. Richmond	W	70-67
Mar. 14	vs. #24 Davidson	W	93-73
Mar. 15	vs. Dayton	W	71-65

NCAA Tournament (Portland, Ore.)

Mar. 19	vs. Ohio State	L (ot)	72-75
---------	----------------	--------	-------

! - Veterans Classic (U.S. Naval Academy)
 % - Legends Classic (Brooklyn, N.Y.)
 + - NCAA Tournament

2015-16

Head Coach: Will Wade
Record: 25-11 (14-4 A-10)

NCAA Tournament - Round of 32

Nov. 13	vs. Prairie View	W	96-60
Nov. 16	vs. Radford	W	75-50
Nov. 20	Ivs. #5 Duke	L	71-79
Nov. 22	Ivs. Wisconsin (:06.2)	L	73-74
Nov. 25	AMERICAN	W	72-44
Nov. 28	OLD DOMINION	W	76-67
Dec. 2	at Middle Tennessee State	W	62-56
Dec. 6	vs. Florida State	L	71-76
Dec. 15	at Georgia Tech	L	64-77
Dec. 19	#23 CINCINNATI	L	63-69
Dec. 22	BUFFALO	W	90-69
Dec. 27	LIBERTY	W	85-57
Dec. 30	NORTH FLORIDA	W	80-68
Jan. 2	GEORGE MASON*	W	71-47
Jan. 5	at Saint Joseph's*	W	85-82
Jan. 10	at Saint Louis*	W	72-56
Jan. 13	FORDHAM*	W	88-54
Jan. 16	at Richmond*	W (ot)	94-89
Jan. 20	DUQUESNE*	W	93-71
Jan. 24	ST. BONAVENTURE*	W	84-76
Jan. 29	at Davidson*	W	79-69
Feb. 3	at La Salle	W	88-70
Feb. 6	GEORGE WASHINGTON*	L	69-72
Feb. 11	at Massachusetts*	L	63-69
Feb. 13	SAINT LOUIS*	W	85-52
Feb. 16	RHODE ISLAND*	W	83-67
Feb. 19	RICHMOND*	W	87-74
Feb. 24	at George Mason*	L	69-76
Feb. 27	at George Washington*	W	69-65
Mar. 2	DAVIDSON*	W	70-60
Mar. 5	at Dayton*	L (ot)	67-68

Atlantic 10 Tournament (Brooklyn, N.Y.)

Mar. 11	vs. Massachusetts	W	85-70
Mar. 12	vs. Davidson	W	76-54
Mar. 13	vs. Saint Joseph's	L	74-87

NCAA Tournament (Oklahoma City, Okla.)

Mar. 18	+vs. Oregon State	W	75-67
Mar. 20	+vs. #7 Oklahoma	L	81-85

! - 2K Sports Classic (New York, N.Y.)
 + - NCAA Tournament
 * - Atlantic 10 Conference game

2016-17

Head Coach: Will Wade
Record: 26-9 (14-4 A-10)

NCAA Tournament - Round of 64

Nov. 11	UNC ASHEVILLE	W	80-65
Nov. 15	at Liberty	W	64-59
Nov. 18	BINGHAMTON	W	81-42
Nov. 23	%vs. #20 Baylor	L	63-71
Nov. 24	%vs. St. John's	W	75-69
Nov. 25	%vs. LSU	W	85-74
Nov. 29	PRINCETON	W	81-70

Dec. 3	^vs. Illinois	L	46-64
Dec. 7	GEORGIA TECH	L (ot)	73-76
Dec. 10	at Old Dominion	W	67-64
Dec. 17	MIDDLE TENNESSEE STATE	W	80-77
Dec. 22	LOUISIANA MONROE	W	78-65
Dec. 27	HOWARD	W	85-51
Dec. 30	*at George Mason	W	73-64
Jan. 4	*at Duquesne	W	94-87
Jan. 7	*UMASS	W	81-64
Jan. 11	*GEORGE WASHINGTON	W	85-55
Jan. 14	*at Davidson	L	63-69
Jan. 18	*at Fordham (:00)	L (ot)	67-69
Jan. 22	*LA SALLE	W	90-52
Jan. 27	*DAYTON	W	73-68
Feb. 1	*RICHMOND	W	81-74
Feb. 4	*at St. Bonaventure	W (ot)	83-77
Feb. 8	*at George Washington (:00.4)	W	54-53
Feb. 11	*DAVIDSON	W	74-60
Feb. 14	*SAINT JOSEPH'S	W	91-81
Feb. 17	*at Richmond	W	84-73
Feb. 22	*SAINT LOUIS	W	64-50
Feb. 25	*at Rhode Island	L	59-69
Mar. 1	*at Dayton	L	72-79
Mar. 4	*GEORGE MASON	W	72-60

Atlantic 10 Tournament (Pittsburgh, Pa.)

Mar. 10	vs. George Mason	W	71-60
Mar. 11	vs. Richmond	W (ot)	87-77
Mar. 12	vs. Rhode Island	L	63-70

NCAA Tournament (Salt Lake City, Utah)

Mar. 16	vs. #22 Saint Mary's	L	77-85
---------	----------------------	---	-------

* - Atlantic 10 Conference game
 % - Battle 4 Atlantis (Paradise Island, Bahamas)
 ^ - Miami Hoophall Invitational (Miami, Fla.)

2017-18

Head Coach: Mike Rhoades
Record: 18-15 (9-9 A-10)

Nov. 10	GRAMBLING STATE	W	94-65
Nov. 13	!NORTH FLORIDA	W	95-85
Nov. 17	VIRGINIA	L	67-76
Nov. 20	%vs. Marquette	L	83-94
Nov. 21	%vs. Cal	W	83-69
Nov. 22	%vs. Michigan	L	60-68
Nov. 28	APPALACHIAN STATE	W	85-72
Dec. 2	OLD DOMINION	W	82-75
Dec. 5	TEXAS	L	67-71
Dec. 9	^at #19 Seton Hall	L	67-90
Dec. 16	BUCKNELL	W	85-79
Dec. 19	WINTHROP	W	69-55
Dec. 22	VMI	W	75-65
Dec. 30	*FORDHAM	W	76-63
Jan. 3	*at Saint Joseph's	L (ot)	81-87
Jan. 6	*at La Salle	W	80-74
Jan. 9	*DUQUESNE	W	78-67
Jan. 12	*at Dayton	L	79-106
Jan. 17	*RICHMOND	L	52-67
Jan. 20	*GEORGE WASHINGTON	W	87-63
Jan. 23	*at Saint Louis	W (ot)	75-74
Jan. 27	*at George Mason	W	84-76
Feb. 2	*#22 RHODE ISLAND	L	68-81
Feb. 7	*at Richmond (:03.8)	L	76-77
Feb. 10	*DAYTON	W (ot)	88-84
Feb. 14	*DAVIDSON	L	63-74
Feb. 17	*at George Washington	L	56-80
Feb. 21	*at UMass	W	82-78
Feb. 24	*ST. BONAVENTURE	L	63-68
Feb. 28	*GEORGE MASON (:00.8)	L	80-81
Mar. 3	*at Fordham	W	83-58

Atlantic 10 Tournament (Washington, D.C.)

Mar. 8	vs. Dayton	W	77-72
Mar. 9	vs. #25 Rhode Island	L	67-76

* - Atlantic 10 Conference game
 ! - Maui Invitational Mainland game
 % - Maui Jim Maui Invitational (Lahaina, Hawaii)
 ^ - Never Forget Tribute Classic

2018-19

Head Coach: Mike Rhoades
Record: 25-8 (16-2 A-10)

NCAA Tournament - Round of 64

Nov. 6	GARDNER-WEBB	W	69-57
Nov. 9	IHAMPTON	W	69-57
Nov. 12	I BOWLING GREEN	W	72-61
Nov. 19	%vs. Temple	W	57-51

Nov. 20	%vs. St. John's	L (ot)	86-87
Nov. 24	HOFSTRA	W (ot)	69-67
Nov. 28	at Old Dominion	L	52-62
Dec. 1	IONA	W	88-59
Dec. 5	at Texas	W	54-53
Dec. 9	at #4 Virginia	L	49-57
Dec. 15	CHARLESTON	L	79-83
Dec. 22	WICHITA STATE	W	70-54
Dec. 30	RIDER	W	90-79
Jan. 5	*at Fordham	W	76-51
Jan. 9	*LA SALLE	W	69-63
Jan. 12	*at Davidson	L	57-64
Jan. 16	*DAYTON	W	76-71
Jan. 19	*UMASS	W	68-50
Jan. 23	*at Rhode Island	L	65-71
Jan. 26	*at Duquesne	W	80-74
Feb. 2	*GEORGE MASON	W	79-63
Feb. 6	*at George Washington	W	60-50
Feb. 9	*at St. Bonaventure	W	85-55
Feb. 13	*RICHMOND	W	81-60
Feb. 16	*at Dayton (:06)	W	69-68
Feb. 19	*RHODE ISLAND	W	76-42
Feb. 23	*GEORGE WASHINGTON	W	85-57
Feb. 26	*SAINT LOUIS	W	71-65
Mar. 2	*at Richmond	W	69-66
Mar. 5	*at George Mason	W	71-36
Mar. 8	*SAINT JOSEPH'S	W	75-63

Atlantic 10 Tournament (Brooklyn, N.Y.)

Mar. 15	vs. Rhode Island	L	70-75
---------	------------------	---	-------

NCAA Tournament (Columbia, S.C.)

Mar. 22	vs. Central Florida	L	58-73
---------	---------------------	---	-------

* - Atlantic 10 Conference game
 ! - Legends Classic campus game
 % - Legends Classic (Brooklyn, N.Y.)

2019-20

Head Coach: Mike Rhoades
Record: 18-13 (8-10 A-10)

Nov. 5	ST. FRANCIS (PA)	W	72-58
Nov. 8	NORTH TEXAS	W	59-56
Nov. 13	#23 LSU	W	84-82
Nov. 17	^JACKSONVILLE STATE	W	93-65
Nov. 23	FLORIDA GULF COAST	W	78-48
Nov. 25	^ALABAMA STATE	W	78-62
Nov. 29	Ivs. Purdue	L	56-59
Nov. 30	Ivs. #17 Tennessee (:00.0)	L	69-72
Dec. 7	OLD DOMINION	W	69-57
Dec. 15	MISSOURI STATE	W	61-51
Dec. 18	at Charleston	W	76-71
Dec. 21	at Wichita State	L	63-73
Dec. 29	LOYOLA (MD)	W	85-51
Jan. 2	*FORDHAM	W	64-46
Jan. 5	*at George Mason	W	72-59
Jan. 11	*RHODE ISLAND	L	56-65
Jan. 14	*at #13 Dayton	L	65-79
Jan. 18	*ST. BONAVENTURE	W	91-63
Jan. 21	*at St. Joseph's	W	73-60
Jan. 25	*at La Salle	W	76-65
Jan. 28	*RICHMOND	W	87-68
Jan. 31	*at Rhode Island	L	75-87
Feb. 7	*DAVIDSON	W	73-62
Feb. 12	*GEORGE MASON	L	67-72
Feb. 15	*at Richmond	L	59-77
Feb. 18	*#5 DAYTON	L	61-66
Feb. 21	*at Saint Louis	L	62-80
Feb. 26	*at UMass	L	52-60
Feb. 29	*GEORGE WASHINGTON	W	75-51
March 3	*DUQUESNE	L (ot)	77-80
March 6	*at Davidson	L	65-75

* - Atlantic 10 Conference game
 ! - Emerald Coast Classic (Niceville, Fla.)
 ^ - Emerald Coast Classic Campus Game

:00 - Time remaining in games decided in the final 10 sec. when winning team scored final pts. to break a tie or win.

ALL-TIME SERIES BREAKDOWNS

Team	W	L	First Met	Last Met	Team	W	L	First Met	Last Met
Akron	7	0	1969-70	2012-13	Elmira	1	0	1974-75	1974-75
Alabama	1	4	1984-85	2012-13	Elon	3	0	2005-06	2007-08
UAB	17	22	1979-80	2011-12	Evansville	1	1	1993-94	2000-01
Alabama State	1	0	2019-20	2019-20	Fairfield	0	1	1981-82	1981-82
Albany	2	0	2005-06	2006-07	Fairleigh Dickinson	2	1	1971-72	2012-13
Alcorn State	1	0	1988-89	1988-89	Florida Atlantic	3	0	2000-01	2002-03
American	11	3	1995-96	2015-16	Florida Gulf Coast	2	0	2012-13	2019-20
Arkansas	0	1	2007-08	2007-08	Florida International	2	0	1994-95	1995-96
Appalachian State	1	2	2005-06	2017-18	Florida State	1	2	2010-11	2015-16
Arkansas State	2	2	1970-71	1989-90	Fordham	10	1	2012-13	2019-20
Atlantic Christian	3	0	1969-70	1977-78	Gardner-Webb	3	0	2000-01	2018-19
Auburn	1	4	1974-75	1988-89	George Mason	42	21	1981-82	2019-20
Augusta	1	1	1968-69	1990-91	George Washington	15	3	1978-79	2019-20
Austin Peay	0	2	1973-74	1973-74	Georgetown	2	1	1977-78	2013-14
Baltimore	4	0	1971-72	1978-79	Georgia	0	1	1982-83	1982-83
Baptist (S.C.)	2	0	1974-75	1975-76	Georgia Southern	1	2	1968-69	1976-77
Baylor	2	2	1974-75	2016-17	Georgia State	20	6	1975-76	2011-12
Bentley	1	0	1975-76	1975-76	Georgia Tech	0	4	2003-04	2016-17
Belmont	3	0	2012-13	2014-15	Glassboro State	4	0	1971-72	1971-72
Bethune-Cookman	1	0	2009-10	2009-10	Grambling State	1	0	2017-18	2017-18
Binghamton	1	0	2016-17	2016-17	Hampden-Sydney	3	1	1968-69	1969-70
Bluefield State	1	0	1970-71	1970-71	Hampton	8	1	2002-03	2018-19
Boise State	1	0	1973-74	1973-74	Hardin-Simmons	2	0	1974-75	1974-75
Boston College	1	0	2013-14	2013-14	Haverford	1	0	1970-71	1970-71
Boston University	2	1	1976-77	2009-10	Hawaii-Hilo	1	0	1994-95	1994-95
Bowling Green	1	0	2018-19	2018-19	High Point	1	1	1968-69	1969-70
Bradley	2	3	1970-71	2007-08	Hofstra	16	5	2001-02	2018-19
Bridgewater	2	0	1968-69	1968-69	Houston	3	0	2005-06	2007-08
Brigham Young	0	1	1983-84	1983-84	Howard	1	0	2016-17	2016-17
Brockport State	2	0	1975-76	1975-76	Illinois	0	1	2016-17	2016-17
Brooklyn	1	0	1972-73	1972-73	Illinois State	5	1	1990-91	2014-15
Bucknell	1	0	2017-18	2017-18	Indiana	0	2	1988-89	2011-12
Buffalo	5	0	1974-75	2015-16	Iona	5	2	1971-72	2018-19
Buffalo State	1	0	1973-74	1973-74	Iowa	0	2	1974-75	1979-80
Butler	1	2	1970-71	2012-13	Iowa State	1	1	1993-94	1994-95
California	1	1	1997-98	2017-18	Jackson State	1	0	1996-97	1996-97
California (Pa.)	2	0	2014-15	2015-16	Jacksonville	19	8	1979-80	1990-91
Campbell	2	0	1970-71	1978-79	Jacksonville State	1	0	2019-20	2019-20
Canisius	2	1	1972-73	1974-75	James Madison	44	21	1971-72	2011-12
Catholic	1	0	1978-79	1978-79	Johns Hopkins	2	0	1981-82	1983-84
Centenary	2	4	1972-73	1975-76	Kansas	1	0	2010-11	2010-11
Central Florida	0	1	2018-19	2018-19	Kansas State	0	1	1997-98	1997-98
Chaminade	1	0	1990-91	1990-91	Kent State	0	1	2000-01	2000-01
Charleston	5	2	1969-70	2019-20	Lafayette	1	0	1980-81	1980-81
Charlotte	27	15	1976-77	2012-13	La Salle	9	2	1982-83	2019-20
Chattanooga	2	1	1984-85	1988-89	Lehigh	1	0	2012-13	2012-13
Cincinnati	3	2	1973-74	2015-16	Liberty	7	1	1976-77	2016-17
The Citadel	1	0	2008-09	2008-09	Long Beach State	2	0	1992-93	2013-14
City College of NY	1	0	1975-76	1975-76	Long Island	1	1	1969-70	1980-81
Cleveland State	1	2	1986-87	2014-15	Longwood	4	0	2005-06	2012-13
Colorado	1	1	1998-99	1999-00	Louisiana Monroe	1	0	2016-17	2016-17
Connecticut	0	1	1987-88	1987-88	Louisville	5	10	1976-77	1999-00
Cornell	2	0	1973-74	1997-98	Loyola (Md.)	1	0	2019-20	2019-20
Davidson	7	6	2004-05	2019-20	Loyola (La.)	1	2	1969-70	1971-72
Dayton	11	7	1983-84	2019-20	LSU	2	0	2016-17	2019-20
Delaware	16	3	2000-01	2011-12	Maine	1	1	1974-75	1975-76
Delaware State	4	0	1974-75	2000-01	Marist	1	0	1992-93	1992-93
Denison	1	0	1968-69	1968-69	Marquette	2	1	1985-86	2017-18
DePaul	0	1	1970-71	1970-71	Marshall	2	0	1984-85	1987-88
Detroit	1	2	1973-74	1977-78	Maryland	1	0	2007-08	2007-08
Drexel	13	8	2001-02	2011-12	Massachusetts	7	3	2012-13	2019-20
Duke	1	2	2006-07	2015-16	Md.-Eastern Shore	6	1	1968-69	2014-15
Duquesne	7	1	2012-13	2019-20	Memphis	2	4	1975-76	2012-13
East Carolina	16	7	1978-79	2009-10	Mercer	4	1	1973-74	1989-90
East Tennessee State	11	0	1971-72	2014-15	Methodist	3	0	1976-77	1978-79
Eastern Kentucky	2	3	1969-70	2013-14	Miami (Fla.)	1	3	1987-88	2007-08

ALL-TIME SERIES BREAKDOWNS

Team	W	L	First Met	Last Met	Team	W	L	First Met	Last Met
Miami (Ohio)	0	2	1996-97	1997-98	St. Joseph's (Pa.)	8	5	1981-82	2019-20
Michigan	0	2	2012-13	2017-18	St. Mary's (Calif.)	0	1	2016-17	2016-17
Michigan State	1	0	1975-76	1975-76	St. Mary's (Md.)	2	0	1973-74	1974-75
Middle Tennessee	3	3	1973-74	2016-17	St. Peter's	1	0	1974-75	1974-75
Minnesota	1	0	1970-71	1970-71	Samford	2	0	1977-78	1977-78
Mississippi	0	4	1999-00	2004-05	Seton Hall	0	2	2011-12	2017-18
Mississippi State	0	1	1995-96	1995-96	Siena	2	0	1992-93	1993-94
Missouri	0	2	1971-72	2012-13	South Alabama	18	11	1976-77	1990-91
Missouri State	1	0	2019-20	2019-20	South Carolina State	1	0	1976-77	1976-77
Morehead State	1	1	1972-73	1973-74	South Dakota State	1	0	2008-09	2008-09
Morgan State	1	0	1986-87	1986-87	South Florida	26	12	1979-80	2011-12
Mount St. Mary's	3	0	1970-71	1994-95	Southeastern	11	0	1968-69	1978-79
Murray State	2	0	1991-92	1993-94	Southern California	1	0	2010-11	2010-11
Navy	2	0	1978-79	1979-80	Southern Illinois	1	3	1975-76	1998-99
Nevada	1	1	2008-09	2009-10	Southern Methodist	0	1	2000-01	2000-01
New Hampshire	4	0	1990-91	2010-11	Southern Mississippi	7	6	1981-82	1998-99
New Mexico	1	0	2008-09	2008-09	Southern Utah	1	0	1997-98	1997-98
New Orleans	3	2	1979-80	1996-97	SW Louisiana	1	1	1996-97	1997-98
New York Tech	0	1	1968-69	1968-69	Stephen F. Austin	0	1	2013-14	2013-14
N. News Apprentice	1	0	1968-69	1968-69	Stetson	1	0	2012-13	2012-13
Norfolk State	5	1	1971-72	2002-03	Stony Brook	1	0	2013-14	2013-14
North Carolina A&T	8	0	1972-73	2003-04	Syracuse	0	3	1983-84	1992-93
UNC Asheville	2	0	1973-74	2016-17	Temple	1	1	2012-13	2018-19
UNC Central	1	0	1978-79	1978-79	Tennessee	1	5	1980-81	2019-20
UNC Greensboro	2	0	2010-11	2011-12	Tennessee-Martin	2	0	1994-95	1997-98
UNC Wilmington	25	17	1970-71	2011-12	Tennessee State	1	0	1994-95	1994-95
North Florida	2	0	2015-16	2017-18	Tennessee Tech	0	1	1970-71	1970-71
North Texas	1	1	1975-76	2019-20	Texas	2	2	1991-92	2018-19
Northeastern	9	6	1975-76	2013-14	Texas A&M	2	3	1973-74	2000-01
Northeastern Illinois	1	0	1973-74	1973-74	Texas Christian	2	1	1996-97	2002-03
NE Louisiana	1	0	1974-75	1974-75	Texas-El Paso	0	1	1993-94	1993-94
Northern Illinois	1	1	1972-73	1973-74	Toledo	1	1	2006-07	2014-15
Northern Iowa	2	1	2011-12	2014-15	Towson	18	1	2001-02	2011-12
Northwestern	0	1	2001-02	2001-02	Tulane	3	11	1991-92	2010-11
Ohio	0	1	1969-70	1969-70	Tulsa	1	4	1976-77	1993-94
Ohio State	0	1	2014-15	2014-15	UCLA	1	1	2008-09	2010-11
Oklahoma	2	3	1990-91	2015-16	Valparaiso	1	0	1971-72	1971-72
Oklahoma City	1	0	1975-76	1975-76	Vanderbilt	0	2	1986-87	2008-09
Oklahoma State	0	1	1987-88	1987-88	Villanova	0	1	2014-15	2014-15
Old Dominion	51	44	1968-69	2019-20	Virginia	2	13	1976-77	2018-19
Oral Roberts	0	2	1975-76	1976-77	VMI	3	0	1999-00	2017-18
Oregon	1	0	2014-15	2014-15	Virginia State	4	0	1969-70	1978-79
Oregon State	1	0	2015-16	2015-16	Virginia Tech	11	10	1978-79	2013-14
Pacific	0	1	1972-73	1972-73	Virginia Union	9	2	1968-69	2009-10
Pembroke State	2	0	1968-69	1968-69	Wagner	0	2	2001-02	2002-03
Pikeville	1	0	1969-70	1969-70	Wake Forest	1	2	2003-04	2010-11
Pittsburgh	3	2	1995-96	2006-07	Washington & Lee	1	3	1068-69	1969-70
Prairie View A&M	2	0	2001-02	2015-16	West Chester	1	0	1972-73	1972-73
Princeton	1	0	2016-17	2016-17	West Florida	1	0	1973-74	1973-74
Providence	0	1	1969-70	1969-70	West Liberty	1	0	1968-69	1968-69
Puerto Rico-Cayey	1	0	1987-88	1987-88	West Virginia	1	1	1982-83	1984-85
Purdue	1	1	2010-11	2019-20	West Virginia State	1	0	1968-69	1968-69
Queens (N.C.)	0	1	2016-17	2016-17	Western Carolina	4	0	1976-77	1977-78
Radford	6	3	1989-90	2015-16	Western Michigan	1	1	2008-09	2009-10
Randolph-Macon	1	0	1977-78	1977-78	Western Illinois	2	0	1974-75	1975-76
Rhode Island	7	10	1994-95	2019-20	Western Kentucky	18	15	1969-70	2012-13
Richmond	54	31	1975-76	2019-20	Wichita State	3	3	1996-97	2019-20
Rider	1	0	2018-19	2018-19	William & Mary	39	12	1977-78	2011-12
Roanoke	0	1	1968-69	1968-69	Wilmington	7	0	1971-72	1975-76
Robert Morris	2	0	1976-77	1982-83	Winthrop	4	0	2010-11	2017-18
Rutgers	3	0	1986-87	2001-02	Wisconsin	0	1	2015-16	2015-16
Saint Louis	10	4	2009-10	2019-20	Wofford	3	0	1989-90	2013-14
St. Bonaventure	6	4	1977-78	2019-20	Wright State	2	0	1976-77	1977-78
St. Francis (N.Y.)	0	1	1978-79	1978-79	Wyoming	1	0	1983-84	1983-84
St. Francis (Pa.)	3	2	1970-71	2019-20	Xavier	3	1	1993-94	2012-13
St. John's	1	1	2016-17	2018-19	York	2	0	1969-70	1970-71

Akron (7-0)

Date	Site	W/L	VC-UA	Series
12/22/69	A	W	87-85	1-0
12/19/70	HF	W	74-70	2-0
2/23/08	A	W	57-52	3-0
12/17/08	HS	W	73-69	4-0
2/20/10	HS	W	70-53	5-0
12/29/11	A	W	76-75*	6-0
3/21/13	N	W	88-42	7-0

Home: 3-0 (Siegel Center: 2-0) Away: 3-0
Neutral: 1-0

Alabama (1-4)

Date	Site	W/L	VC-UA	Series
3/17/85	N8	L	59-63	0-1
12/03/94	HR	L	57-75	0-2
12/21/96	N50	L	69-72	0-3
11/27/11	A	L	64-72	0-4
12/15/13	HS	W	73-54	1-4

Home: 1-1 (Siegel Center: 1-0) Away: 0-1
Neutral: 0-2

Alabama State (1-0)

Date	Site	W/L	VC-AS	Series
11/25/19	HS	W	78-62	1-0

UAB (17-22)

Date	Site	W/L	VC-AB	Series
1/7/80	A	L	71-78	0-1
2/10/80	HR	W	90-75	1-1
2/25/80	NS3	W	105-88	2-1
1/10/81	A	L	65-67	2-2
2/15/81	HR	W	79-69	3-2
3/1/81	NS5	W	62-61*	4-2
1/2/82	A	W	55-54	5-2
2/20/82	N41	L	55-56	5-3
2/28/82	AS1	L	83-94	5-4
1/4/83	A	W	67-65	6-4
2/17/83	HR	W	80-68	7-4
3/5/83	AS1	L	59-61	7-5
1/19/84	A	W	63-61	8-5
2/6/84	HR	W	49-43	9-5
3/3/84	AS1	L	52-54	9-6
1/26/85	A	L	62-66	9-7
2/13/85	HR	W	67-53	10-7
1/9/86	A	L	70-72	10-8
2/6/86	HR	W	63-57	11-8
1/20/87	HR	L	70-79	11-9
2/5/87	A	L	71-79	11-10
2/4/88	HR	L	64-78	11-11
2/13/88	A	W	89-88	12-11
1/26/89	HR	W	79-75	13-11
2/23/89	A	L	62-78	13-12
1/18/90	HR	L	59-80	13-13
2/8/90	A	L	51-74	13-14
3/3/90	AS1	L	68-83	13-15
1/7/91	HR	W	66-64	14-15
1/23/91	A	L	68-89	14-16
12/30/00	A	L	61-70	14-17
12/15/01	HS	W	82-76	15-17
12/18/03	HS	L	58-68	15-18
11/27/04	A	L	55-79	15-19
1/2/06	A	L	62-68	15-20
12/16/06	HS	W	53-44	16-20
3/19/08	HS	L	77-80	16-21
12/21/10	A	L	65-68	16-22
12/20/11	HS	W	68-49	17-22

Home: 11-5 (Siegel Center: 3-2)
Away: 4-16 Neutral: 2-1

Albany (2-0)

Date	Site	W/L	VC-UA	Series
2/16/06	HS	W	70-67	1-0
12/6/06	A	W	75-57	2-0

Home: 1-0 (Siegel Center: 1-0) Away: 1-0

Alcorn State (1-0)

Date	Site	W/L	VC-AS	Series
12/10/88	N30	W	100-73	1-0

Neutral: 1-0

American (11-3)

Date	Site	W/L	VC-AU	Series
1/24/96	HR	W	73-68	1-0
2/13/96	A	W	65-57	2-0
1/22/97	A	L	73-80*	2-1
2/8/97	HR	W	72-61	3-1
1/26/98	A	L	70-78*	3-2
2/4/98	HR	W	69-64	4-2
1/2/99	HR	W	79-65	5-2
2/3/99	A	W	59-52	6-2
2/23/00	HS	W	66-64	7-2
2/29/00	A	L	88-97***	7-3
1/3/01	A	W	62-58	8-3
2/3/01	HS	W	71-61	9-3
11/15/04	HS	W	82-76*	10-3
11/25/15	HS	W	72-44	11-3

Home: 8-0 (Siegel Center: 4-0) Away: 3-3

Appalachian State (1-2)

Date	Site	W/L	VC-AS	Series
11/21/05	A	L	47-51	0-1
12/30/06	HS	L	70-73	0-2
11/28/17	HS	W	85-72	1-2

Home: 1-1 (Siegel Center: 1-1) Away: 0-1

Arkansas (0-1)

Date	Site	W/L	VC-UA	Series
11/18	N40	L	60-70	0-1

Neutral: 0-1

Arkansas State (2-2)

Date	Site	W/L	VC-AS	Series
1/28/71	A	L	86-94	0-1
11/29/86	N28	W	65-67	1-1
11/28/87	N35	W	77-68	2-1
12/2/89	N23	L	66-82	2-2

Away: 0-1 Neutral: 2-1

Atlantic Christian (3-0)

Date	Site	W/L	VC-AC	Series
12/19/69	HF	W	123-99	1-0
2/9/70	A	W	111-87	2-0
1/25/78	HF	W	97-64	3-0

Home: 2-0 Away: 1-0

Auburn (1-4)

Date	Site	W/L	VC-AU	Series
3/3/75	A	L	72-117	0-1
12/16/76	HR	L	59-109	0-2
12/21/84	N28	W	78-59	1-2
12/5/87	A	L	80-93	1-3
12/20/88	HR	L	79-85	1-4

Home: 0-2 Away: 0-2 Neutral: 1-0

Augusta (1-1)

Date	Site	W/L	VC-AC	Series
11/27/68	A	L	71-89	0-1
12/1/90	HR	W	83-63	1-1

Home: 1-0 Away: 0-1

Austin Peay (0-2)

Date	Site	W/L	VC-AP	Series
12/21/73	HR	L	101-102*	0-1
1/7/74	A	L	65-81	0-2

Home: 0-1 Away: 0-1

Baltimore (4-0)

Date	Site	W/L	VC-BU	Series
12/16/71	HF	W	86-76	1-0
2/10/73	A	W	67-61	2-0
11/29/75	HF	W	84-78	3-0
1/31/79	HF	W	85-48	4-0

Home: 3-0 Away: 1-0

Baptist (S.C.) (2-0)

Date	Site	W/L	VC-BC	Series
1/8/75	HF	W	116-79	1-0
2/3/76	HF	W	120-61	2-0

Home: 2-0

Baylor (2-2)

Date	Site	W/L	VC-BU	Series
12/7/74	A	L	81-83	0-1
12/13/75	HR	W	68-64	1-1
11/27/98	N27	W	81-61	2-1
11/23/16	N	L	63-71	2-2

Home: 1-0 Away: 0-1 Neutral: 1-1

Belmont (3-0)

Date	Site	W/L	VC-BU	Series
12/1/12	HS	W	75-65	1-0
12/1/13	A	W	81-68	2-0
12/16/14	H	W	78-51	3-0

Home: 2-0 Away: 1-0

Bentley (1-0)

Date	Site	W/L	VC-BC	Series
3/4/76	HF	W	94-54	1-0

Home: 1-0

Bethune-Cookman (1-0)

Date	Site	W/L	VC-BC	Series
11/13/09	H	W	77-51	1-0

Home: 1-0

Binghamton (1-0)

Date	Site	W/L	VC-BU	Series
11/18/16	H	W	81-42	1-0

Home: 1-0

Bluefield State (1-0)

Date	Site	W/L	VC-BS	Series
12/5/70	HF	W	105-86	1-0

Home: 1-0

Boise State (1-0)

Date	Site	W/L	VC-BS	Series
12/28/73	A	W	87-85	1-0

Away: 1-0

Boston University (2-1)

Date	Site	W/L	VC-BU	Series
1/18/77	A	L	72-77	0-1
1/2/78	HF	W	82-67	1-1
3/24/10	HS	W	88-75	2-1

Home: 1-0 Away: 0-1

Boston College (1-0)

Date	Site	W/L	VC-BC	Series
------	------	-----	-------	--------

ALL-TIME SERIES BREAKDOWNS

12/28/14 N W 69-50 1-0
Neutral: 1-0

Bowling Green (1-0)

Date Site W/L VC-BG Series
11/12/18 HS W 72-61 1-0
Home: 1-0

Bradley (2-3)

Date Site W/L VC-BU Series
12/1/70 A L 70-102 0-1
2/8/89 A L 70-75 0-2
12/14/89 HR W 89-66 1-2
2/17/07 HS L 64-73 1-3
12/22/07 A W 79-64 2-3
Home: 1-1 (Siegel Center: 0-1) Away: 1-2

Bridgewater (2-0)

Date Site W/L VC-BC Series
12/18/68 A W 101-84 1-0
2/18/69 HF W 95-86 2-0
Home: 1-0 Away: 1-0

Brigham Young (0-1)

Date Site W/L VC-BY Series
12/16/83 N31 L 77-81 0-1
Neutral: 0-1

Brockport State (2-0)

Date Site W/L VC-BS Series
1/19/76 HR W 102-71 1-0
2/17/76 A W 104-99* 2-0
Home: 1-0 Away: 1-0

Brooklyn (1-0)

Date Site W/L VC-BC Series
2/24/73 HF W 115-70 1-0
Home: 1-0

Bucknell (1-0)

Date Site W/L VC-BU Series
12/16/17 HS W 85-79 1-0
Home: 1-0

Buffalo (5-0)

Date Site W/L VC-BU Series
12/21/74 HR W 105-73 1-0
2/18/76 A W 97-78 2-0
2/27/93 A W 90-61 3-0
12/7/93 HR W 86-58 4-0
12/22/15 H W 90-69 5-0
Home: 3-0 Away: 2-0

Buffalo State (1-0)

Date Site W/L VC-BS Series
1/29/74 HF W 119-69 1-0
Home: 1-0

Butler (1-2)

Date Site W/L VC-BU Series
12/2/70 A L 97-99 0-1
4/2/11 N17 L 62-70 0-2
3/2/13 HS W 84-52 1-2
Home 1-0 (Siegel Center 1-0) Away: 0-1
Neutral: 0-1

California (0-1)

Date Site W/L VC-UC Series

12/29/97 A L 57-66 0-1
Away: 0-1

California (Pa.) (2-0)

Date Site W/L VC-UC Series
11/9/14# H W 92-43 1-0
11/6/15# H W 96-60 2-0
Home: 2-0
Exhibition Game

Campbell (2-0)

Date Site W/L VC-CU Series
12/7/70 HF W 79-78 1-0
12/2/78 HF W 65-57 2-0
Home: 2-0

Canisius (2-1)

Date Site W/L VC-CC Series
1/17/73 HR W 80-66 1-0
12/15/73 A L 96-103 1-1
2/24/75 HR W 86-61 2-1
Home: 2-0 Away: 0-1

Catholic (1-0)

Date Site W/L VC-CU Series
1/6/79 N36 W 71-62 1-0
Neutral: 1-0

Centenary (2-4)

Date Site W/L VC-CU Series
1/20/73 A L 74-102 0-1
1/21/74 HR W 82-79 1-1
12/17/74 HR W 76-75 2-1
1/27/75 A L 66-73 2-2
12/16/75 A L 69-94 2-3
3/1/76 HR L 94-98 2-4
Home: 2-1 Away: 0-3

Central Florida (0-1)

Date Site W/L VC-UCF Series
3/22/19 N L 58-73 0-1
Neutral: 0-1

Chaminade (1-0)

Date Site W/L VC-CC Series
11/28/90 N22 W 102-72 1-0
Neutral: 1-0

College of Charleston (5-2)

Date Site W/L VC-CC Series
11/28/69 HF W 142-83 1-0
2/19/05 A L 75-85 1-1
12/17/05 HS W 76-71 2-1
11/18/06 N39 W 71-59 3-1
3/22/10 HS W 93-86 4-1
12/15/18 HS L 79-83 4-2
12/18/19 A W 76-71 5-2
Home: 3-1 (Siegel Center: 2-1)
Away: 1-1 Neutral: 1-0

Charlotte (27-15)

Date Site W/L VC-CH Series
3/4/77 A L 72-87 0-1
2/16/78 HR W 80-75 1-1
1/2/80 HR W 75-73 2-1
2/16/80 A L 74-75 2-2
2/23/80 AS3 W 100-93 3-2
1/18/81 HR W 86-75 4-2

2/3/81 A W 90-80 5-2
1/9/82 A L 75-79* 5-3
1/31/82 HR W 80-58 6-3
1/29/83 HR W 90-76 7-3
2/26/83 A W 73-71 8-3
1/12/84 A W 64-56 9-3
2/22/84 HR W 87-58 10-3
3/4/84 NS1 W 64-52 11-3
1/17/85 A W 85-75 12-3
2/7/85 HR W 77-56 13-3
3/1/85 NS4 W 85-62 14-3
1/16/86 HR W 67-50 15-3
2/3/86 A W 87-70 16-3
11/30/86 N26 L 75-87 16-4
1/3/87 HR W 68-55 17-4
2/21/87 A L 74-83 17-5
2/26/87 NS2 L 73-88 17-6
2/15/88 A W 91-83 18-6
2/27/88 HR W 84-65 19-6
3/7/88 HR2 L 79-81 19-7
1/19/89 HR W 73-71 20-7
2/4/89 A L 59-63 20-8
2/19/90 HR W 82-70 21-8
2/26/90 A W 69-66* 22-8
1/17/91 HR L 74-87 22-9
2/18/91 A W 92-88 23-9
2/22/92 HR W 69-66 24-9
3/7/92 A L 63-75 24-10
2/4/93 HR W 63-61 25-10
2/13/93 A L 70-84 25-11
2/12/94 HR L 66-67 25-12
3/3/94 A L 64-76 25-13
1/26/95 HR L 47-73 25-14
2/18/95 A L 71-84 25-15
12/7/95 HR W 85-74 26-15
2/9/13 A W 68-61 17-15

Home: 15-4 Away: 10-9 Neutral: 2-2

Chattanooga (2-1)

Date Site W/L VC-UC Series
12/22/84 A W 74-58 1-0
12/15/87 HR W 74-69 2-0
2/21/89 A L 75-78 2-1

Home: 1-0 Away: 1-1

Cincinnati (3-2)

Date Site W/L VC-UC Series
1/12/74 A L 51-57 0-1
1/8/79 A W 74-63 1-1
12/22/80 HR W 78-58 2-1
12/20/14 A W 68-47 3-1
12/19/15 H L 63-69 3-2
Home: 1-1 Away: 2-1

City College of New York (1-0)

Date Site W/L VC-CC Series
12/29/75 HR W 115-70 1-0
Home: 1-0

The Citadel

Date Site W/L VC-CC Series
11/16/08 HS W 82-59 1-0
Home: 1-0

Cleveland State (1-2)

Date Site W/L VC-CS Series
12/20/86 HR L 89-91* 0-1
2/10/88 A L 76-83 0-2

12/29/14 HS W 72-63 1-2
Home: 1-1 Away: 0-1

Colorado (1-1)

Date	Site	W/L	VC-UC	Series
12/2/98	A	L	76-78	0-1
11/28/99	HS	W	82-78*	1-1

Home: 1-0 Away: 0-1

Connecticut (0-1)

Date	Site	W/L	VC-UC	Series
3/25/88	AN	L	61-72	0-1

Away: 0-1

Cornell (2-0)

Date	Site	W/L	VC-CU	Series
1/15/74	HR	W	107-64	1-0
12/28/97	N27	W	57-54	2-0

Home: 1-0 Neutral: 1-0

Davidson (7-6)

Date	Site	W/L	VC-DC	Series
3/16/05	HS	L	62-77	0-1
1/7/15	HS	W	71-65	1-1
3/5/15	A	L	55-82	1-2
3/14/15	N	W	93-73	2-2
1/29/16	A	W	79-69	3-2
3/2/16	HS	W	70-60	4-2
3/12/16	N	W	76-54	5-2
1/14/17	A	L	63-69	5-3
2/11/17	HS	W	74-60	6-3
2/14/18	HS	L	63-74	6-4
1/12/19	A	L	57-64	6-5
2/7/20	HS	W	73-62	7-5
3/6/20	A	L	65-75	7-6

Home: 4-2 (Siegel Center: 4-2) Away: 1-4
Neutral: 2-0

Dayton (11-7)

Date	Site	W/L	VC-UD	Series
12/20/83	A	W	73-67	1-0
12/15/84	HR	W	71-61	2-0
1/11/86	A	L	64-74	2-1
12/6/86	HR	W	69-58	3-1
1/9/13	HS	W	74-62	4-1
1/22/14	A	W	80-66	5-1
2/28/15	HS	L	55-59	5-2
3/15/15	N	W	71-65	6-2
3/5/16	A	L	67-68*	6-3
1/27/17	HS	W	73-68	7-3
3/1/17	A	L	72-79	7-4
1/12/18	A	L	79-106	7-5
2/10/18	HS	W	88-84*	8-5
3/8/18	N	W	77-72	9-5
1/16/19	HS	W	76-71	10-5
2/16/19	A	W	69-68	11-5
1/14/20	A	L	65-79	11-6
2/18/20	HS	L	61-66	11-7

Home: 6-2 (Siegel Center 4-2) Away: 3-5
Neutral: 2-0

Delaware (16-3)

Date	Site	W/L	VC-UD	Series
1/14/01	HS	W	68-57	1-0
1/30/02	A	L	70-75	1-1
1/11/03	A	L	53-55	1-2
2/15/03	HS	W	71-66	2-2
1/7/04	HS	W	99-72	3-2

2/25/04	A	W	71-69**	4-2
1/19/05	A	W	66-57	5-2
2/16/05	HS	W	83-73	6-2
3/5/05	NC	W	74-61	7-2
1/26/06	A	W	56-52	8-2
12/20/06	HS	W	79-60	9-2
1/16/08	HS	W	60-39	10-2
2/9/08	A	W	83-73	11-2
1/3/09	A	L	79-81	11-3
2/18/09	HS	W	78-67	12-3
1/9/10	HS	W	77-64	13-3
3/5/10	NC	W	66-49	14-3
2/9/11	A	W	84-74*	15-3
1/14/12	A	W	68-55	16-3

Home: 8-0 (Siegel Center: 8-0)

Away: 6-3 Neutral: 2-0

Delaware State (4-0)

Date	Site	W/L	VC-DS	Series
2/11/75	HF	W	91-60	1-0
2/21/76	HF	W	105-75	2-0
2/12/77	HF	W	78-52	3-0
11/26/00	HS	W	79-68*	4-0

Home: 4-0 (Siegel Center: 1-0)

Denison (1-0)

Date	Site	W/L	VC-DC	Series
12/29/68	N	W	76-69	1-0

Neutral: 1-0

DePaul (1-0)

Date	Site	W/L	VC-DU	Series
12/3/70	A	L	77-100	0-1

Away: 0-1

Detroit (1-2)

Date	Site	W/L	VC-UD	Series
1/27/74	A	W	77-70	1-0
2/28/75	A	L	58-67	1-1
3/9/78	A	L	86-94	1-2

Away: 1-2

Drexel (13-8)

Date	Site	W/L	VC-DU	Series
1/3/02	A	L	73-84	0-1
2/2/02	HS	W	77-65	1-1
1/8/03	HS	L	73-74	1-2
2/12/03	A	W	72-59	2-2
3/9/03	NC	L	60-62	2-3
1/24/04	A	W	70-69	3-3
2/4/04	HS	L	57-66	3-4
1/12/05	HS	L	64-66	3-5
2/9/05	A	W	62-59	4-5
1/7/06	HS	W	62-60	5-5
1/27/07	A	W	75-68	6-5
3/4/07	NC	W	63-56	7-5
1/26/08	HS	W	76-62	8-5
1/8/09	A	W	75-46	9-5
1/6/10	A	L	72-75	9-6
2/16/10	HS	W	73-54	10-6
1/5/11	HS	W	52-48	11-6
2/23/11	A	L	60-64	11-7
3/5/11	NC	W	62-60	12-7
1/8/12	A	L	58-64	12-8
3/5/12	NC	W	59-56	13-8

Home: 5-3 (Siegel Center: 4-3)

Away: 5-4 Neutral: 3-1

Duke (1-2)

Date	Site	W/L	VC-DU	Series
3/15/07	N11	W	79-77	1-0
11/23/12	N	L	58-67	1-1
11/20/15	N	L	71-79	1-2

Neutral: 1-2

Duquesne (7-1)

Date	Site	W/L	VC-DU	Series
1/19/13	A	W	90-63	1-0
1/18/14	HS	W	80-65	2-0
1/17/15	A	W	70-64	3-0
1/20/16	HS	W	93-71	4-0
1/4/17	A	W	94-87	5-0
1/9/18	HS	W	78-67	6-0
1/26/19	A	W	80-74	7-0
3/3/20	HS	L	77-80*	7-1

Home: 3-1 (Siegel Center: 3-1) Away: 4-0

East Carolina (16-7)

Date	Site	W/L	VC-DU	Series
1/13/79	A	W	85-83*	1-0
2/7/79	HR	W	86-84*	2-0
11/30/79	N	W	72-71	3-0
12/3/83	HR	W	75-44	4-0
11/29/84	A	W	72-61	5-0
1/28/87	HR	L	56-57	5-1
12/12/87	A	W	75-70	6-1
1/13/96	A	L	72-73	6-2
2/10/96	HR	W	80-71	7-2
3/3/96	HR3	W	75-60	8-2
1/15/97	NR	L	61-65	8-3
2/12/97	A	W	73-66*	9-3
1/22/98	HR	W	60-54	10-3
2/7/98	A	L	79-83	10-4
2/25/98	HR3	W	65-62	11-4
1/6/99	A	L	66-71	11-5
2/10/99	HR	W	69-66	12-5
1/26/00	HS	W	67-56	13-5
2/19/00	A	W	73-65	14-5
1/6/01	HS	W	84-81*	15-5
1/27/01	A	L	84-87*	15-6
11/25/09	A	L	90-93*	15-7
12/29/10	HS	W	82-74	16-7

Home: 9-1 (Siegel Center: 2-0)

Away: 5-5 Neutral: 2-1

East Tennessee State (11-0)

Date	Site	W/L	VC-ET	Series
12/20/71	HR	W	84-71	1-0
12/4/72	A	W	79-69	2-0
2/7/73	HR	W	61-50	3-0
12/1/73	HR	W	96-55	4-0
12/29/77	HC	W	86-71	5-0
12/7/81	A	W	79-72	6-0
12/1/82	HR	W	83-60	7-0
11/22/00	A	W	63-53	8-0
11/20/01	HS	W	79-71	9-0
1/2/13	A	W	109-58	10-0
12/22/14	HS	W	84-60	11-0

Home: 7-0 (Siegel Center: 2-0) Away: 4-0

Eastern Kentucky (2-3)

Date	Site	W/L	VC-EK	Series
2/23/70	A	L	78-84	0-1
12/12/70	A	L	80-107	0-2
12/9/72	A	L	86-96	0-3
12/21/72	HR	W	69-63	1-3

ALL-TIME SERIES BREAKDOWNS

12/5/14 H W 71-68 (OT) 2-3
Home: 2-0 (Siegel Center: 1-0) Away: 0-3

Elmira (1-0)

Date Site W/L VC-EC Series
2/15/75 HF W 113-75 1-0
Home: 1-0

Elon (3-0)

Date Site W/L VC-EU Series
11/30/05 HS W 69-49 1-0
11/28/06 A W 91-49 2-0
11/24/07 HS W 79-61 3-0
Home: 2-0 (Siegel Center: 2-0) Away: 1-0

Evansville (1-1)

Date Site W/L VC-UE Series
2/2/94 A L 73-88 0-1
12/20/00 N35 W 90-82 1-1
Away: 0-1 Neutral: 1-0

Fairfield (0-1)

Date Site W/L VC-FU Series
11/29/81 N24 L 54-58* 0-1
Neutral: 0-1

Farleigh Dickinson (2-1)

Date Site W/L VC-FD Series
2/18/72 A L 86-89 0-1
12/12/72 HR W 63-47 1-1
12/29/13 HS W 96-67 2-1
Home: 2-0 (Siegel Center: 1-0) Away: 0-1

Florida Atlantic (3-0)

Date Site W/L VC-FA Series
12/9/00 HS W 70-57 1-0
12/8/01 A W 88-84** 2-0
12/5/02 HS W 90-72 3-0
Home: 2-0 (Siegel Center: 2-0) Away: 1-0

Florida Gulf Coast (2-0)

Date Site W/L VC-FG Series
11/9/12 HS W 80-57 1-0
11/23/19 HS W 78-48 2-0
Home: 2-0 (Siegel Center: 2-0)

Florida International (2-0)

Date Site W/L VC-FI Series
12/10/94 A W 76-67* 1-0
12/4/95 HS W 82-61 2-0
Home: 1-0 (Siegel Center: 1-0) Away: 1-0

Florida State (1-2)

Date Site W/L VC-FS Series
3/25/11 N16 W 72-71* 1-0
11/21/13 N L 67-85 1-1
12/6/15 N L 71-76 1-2
Neutral: 1-2

Fordham (10-1)

Date Site W/L VC-FOR Series
2/2/13 HS W 81-65 1-0
1/29/14 HS W 76-60 2-0
2/27/14 A W 85-66 3-0
1/4/15 A W 75-58 4-0
3/12/15 N W 63-57 5-0
1/13/16 HS W 88-54 6-0
1/18/17 A L 67-69* 6-1

12/30/17 HS W 76-63 7-1
3/3/18 A W 83-58 8-1
1/5/19 A W 76-51 9-1
1/2/20 A W 64-46 10-1
Home: 4-0 (Siegel Center: 4-0) Away: 5-1
Neutral: 1-0

Gardner-Webb (3-0)

Date Site W/L VC-GW Series
11/17/00 HS W 82-67 1-0
12/18/01 HS W 75-68 2-0
11/6/18 HS W 69-57 3-0
Home: 3-0 (Siegel Center: 3-0)

George Mason (42-21)

Date Site W/L VC-GM Series
11/27/81 N24 L 68-81 0-1
11/26/82 N24 W 78-67 1-1
12/8/84 HR W 87-78 2-1
12/30/85 A W 77-68 3-1
12/13/86 HR W 73-68 4-1
2/1/88 A L 60-67 4-2
12/17/88 HR W 90-78 5-2
2/3/90 A L 68-71 5-3
1/2/91 HR W 80-74 6-3
12/11/91 A W 90-82 7-3
1/2/93 HR W 103-75 8-3
12/22/93 A W 109-88 9-3
1/3/95 HR W 108-85 10-3
1/10/96 HR W 86-74 11-3
1/31/96 A W 94-81 12-3
1/2/97 A W 75-70 13-3
1/29/97 HR W 90-77 14-3
1/10/98 HR L 54-62 14-4
2/10/98 A L 60-62 14-5
1/20/99 A L 68-77 14-6
2/17/99 HR L 73-89 14-7
1/22/00 HS L 63-76 14-8
2/16/00 A L 86-87* 14-9
1/10/01 HS W 72-65 15-9
2/14/01 A L 79-99 15-10
1/23/02 HS W 75-59 16-10
2/20/02 A L 80-83 16-11
1/15/03 A W 68-56 17-11
2/8/03 HS W 78-62 18-11
1/17/04 HS W 80-56 19-11
2/11/04 A L 57-69 19-12
3/8/04 NC W 55-54 20-12
1/5/05 A W 81-74 21-12
2/14/05 HS W 89-81 22-12
1/5/06 A L 60-73 22-13
2/9/06 HS L 61-73 22-14
1/24/07 A W 75-62 23-14
2/8/07 HS W 63-49 24-14
3/5/07 NC W 65-59 25-14
1/29/08 A L 51-63 25-15
1/24/09 HS W 76-71 26-15
3/9/09 NC W 71-50 27-15
2/9/10 HS L 77-82* 27-16
3/6/10 NC W 75-60 28-16
2/15/11 HS L 51-71 28-17
3/6/11 NC W 79-63 29-17
2/14/12 A L 61-62 29-18
2/25/12 HS W 89-77 30-18
3/4/12 NC W 74-64 31-18
1/9/14 HS W 71-57 32-18
2/4/15 A W 72-60 33-18
3/7/15 HS W 71-60 34-18

1/2/16 HS W 71-47 35-18
2/24/16 A L 69-76 35-19
12/30/16 A W 73-64 36-19
3/4/17 HS W 72-60 37-19
3/10/17 N W 71-60 38-19
1/27/18 A W 84-76 39-19
2/28/18 HS L 80-81 39-20
2/2/19 HS W 79-63 40-20
3/5/19 A W 71-36 41-20
1/5/20 A W 72-59 42-20
2/12/20 HS L 67-72 42-21
Home: 21-7 (Siegel Center: 13-5)
Away: 13-13 Neutral: 8-1

George Washington (14-3)

Date Site W/L VC-GW Series
11/24/78 N24 W 74-64 1-0
3/16/10 A W 79-73 2-0
12/4/11 N41 W 75-60 3-0
2/16/13 HS W 84-57 4-0
1/14/14 A L 66-76 4-1
2/12/14 HS W 92-75 5-1
3/15/14 N W 74-55 6-1
1/27/15 HS W 72-48 7-1
2/14/15 A W 79-66 8-1
2/6/16 HS L 69-72 8-2
2/27/16 A W 69-65 9-2
1/11/17 HS W 85-55 10-2
2/8/17 A W 54-53 11-2
1/20/18 HS W 87-63 12-2
2/17/18 A L 56-80 12-3
2/6/19 A W 60-50 13-3
2/23/19 HS W 85-57 14-3
2/29/20 HS W 75-51 15-3
Home: 7-1 (Siegel Center: 7-1) Away: 5-2
Neutral: 3-0

Georgetown (2-1)

Date Site W/L VC-GU Series
3/1/78 AN W 88-75 1-0
3/18/11 N15 W 74-56 2-0
11/24/13 N L 80-84 2-1
Away: 1-0 Neutral: 1-1

Georgia (0-1)

Date Site W/L VC-UG Series
3/19/83 N8 L 54-56 0-1
Neutral: 0-1

Georgia Southern (1-2)

Date Site W/L VC-GS Series
11/30/68 A L 88-105 0-1
12/18/76 HR W 70-65 1-1
2/19/77 A L 81-88 1-2
Home: 1-0 Away: 0-2

Georgia State (20-6)

Date Site W/L VC-GS Series
12/18/75 A L 56-57 0-1
1/22/77 HR W 72-56 1-1
12/13/77 HR W 71-69* 2-1
1/14/78 A L 79-89 2-2
12/13/79 A W 89-62 3-2
1/19/80 HR L 71-77 3-3
12/20/80 HR W 81-69 4-3
1/20/81 A W 84-71 5-3
11/16/97 HR W 55-54 6-3
12/22/98 A L 80-99 6-4

12/20/05	HS	W	67-54	7-4
1/28/06	A	W	79-68*	8-4
2/3/07	HS	W	100-71	9-4
2/24/07	A	W	72-70	10-4
3/3/07	NC	W	73-60	11-4
1/10/08	HS	W	49-47	12-4
2/6/08	A	W	65-60*	13-4
1/21/09	A	W	65-50	14-4
2/28/09	HS	W	69-41	15-4
3/7/09	NC	W	61-52	16-4
1/16/10	A	W	82-69	17-4
1/30/10	HS	W	78-62	18-4
1/3/11	A	L	66-76	18-5
1/19/11	HS	W	71-54	19-5
1/4/12	HS	L	53-55	19-6
1/29/12	A	W	59-48	20-6

Home: 10-2 (Siegel Center: 6-1)

Away: 8-4 Neutral: 2-0

Georgia Tech (0-4)

Date	Site	W/L	VC-GT	Series
12/29/03	A	L	65-86	0-1
11/18/11	N	L	60-73	0-2
12/15/15	A	L	64-77	0-3
12/7/16	H	L	73-76*	0-4

Home: 0-1 Away: 0-2 Neutral: 0-1

Glassboro State (1-0)

Date	Site	W/L	VC-GS	Series
12/18/71	HF	W	86-72	1-0

Home: 1-0

Grambling State (1-0)

Date	Site	W/L	VC-GS	Series
11/10/17	HS	W	94-65	1-0

Home: 1-0

Hampden-Sydney (3-1)

Date	Site	W/L	VC-HS	Series
12/7/68	A	L	69-83	0-1
2/20/69	HF	W	101-84	1-1
12/16/69	HF	W	86-59	2-1
2/19/70	A	W	87-81	3-1

Home: 2-0 Away: 1-1

Hampton (8-1)

Date	Site	W/L	VC-HU	Series
12/19/02	HS	W	90-85	1-0
11/29/03	A	W	67-51	2-0
12/1/04	HS	W	83-54	3-0
12/30/05	A	W	84-44	4-0
11/25/06	HS	W	74-51	5-0
11/29/07	A	L	55-64	5-1
12/27/08	HS	W	59-54	6-1
11/23/09	A	W	63-52	7-1
11/9/18	HS	W	69-57	8-1

Home: 5-0 (Siegel Center: 5-0) Away: 3-1

Hardin-Simmons (2-0)

Date	Site	W/L	VC-HS	Series
12/5/74	HR	W	112-74	1-0
12/9/74	A	W	84-71	2-0

Home: 1-0 Away: 1-0

Haverford (1-0)

Date	Site	W/L	VC-HC	Series
1/18/71	HF	W	93-49	1-0

Home: 1-0

Hawaii-Hilo (1-0)

Date	Site	W/L	VC-HH	Series
11/25/94	A	W	74-62	1-0

Away: 1-0

High Point (1-1)

Date	Site	W/L	VC-HP	Series
1/15/69	A	L	77-109	0-1
2/16/70	HF	W	105-77	1-1

Home: 1-0 Away: 0-1

Hofstra (16-5)

Date	Site	W/L	VC-HU	Series
1/9/02	A	L	62-77	0-1
2/4/02	HS	W	69-67	1-1
3/3/02	NC	W	70-54	2-1
1/2/03	HS	W	71-62	3-1
2/22/03	A	W	80-77	4-1
1/5/04	A	L	61-66	4-2
1/31/04	HS	W	81-69	5-2
1/15/05	HS	W	70-58	6-2
2/2/05	A	L	58-60	6-3
12/7/05	HS	W	87-64	7-3
3/4/06	NC	L	66-72	7-4
1/31/07	A	L	68-79	7-5
1/12/08	HS	W	59-49	8-5
1/23/08	A	W	82-65	9-5
1/9/09	HS	W	68-60	10-5
1/31/09	A	W	66-62	11-5
1/12/10	A	W	81-68	12-5
1/27/11	HS	W	82-67	13-5
1/2/12	A	W	80-63	14-5
1/23/12	HS	W	61-49	15-5
11/24/18	HS	W	69-67*	16-5

Home: 10-0 (Siegel Center: 10-0)

Away: 5-4 Neutral: 1-1

Houston (3-0)

Date	Site	W/L	VC-UH	Series
11/26/05	A	W	62-61	1-0
12/2/06	HS	W	102-84	2-0
11/15/07	N40	W	73-72	3-0

Home: 1-0 (Siegel Center: 1-0)

Away: 1-0 Neutral: 1-0

Howard (1-0)

Date	Site	W/L	VC-HU	Series
12/27/16	H	W	85-51	1-0

Home: 1-0 (Siegel Center 1-0)

Illinois (0-1)

Date	Site	W/L	VC-UI	Series
12/3/16	N	L	46-64	0-1

Neutral: 0-1

Illinois State (5-1)

Date	Site	W/L	VC-IS	Series
11/28/90	A	W	86-76	1-0
11/23/91	HR	W	92-66	2-0
12/18/94	A	L	68-77	2-1
12/23/95	HR	W	74-72	3-1
11/8/13	H	W	96-58	4-1
12/2/14	A	W	66-62	5-1

Home: 3-0 (Siegel Center: 1-0) Away: 2-1

Indiana (0-2)

Date	Site	W/L	VC-IU	Series
------	------	-----	-------	--------

12/9/88	A	L	68-85	0-1
3/17/12	N	L	61-63	0-2

Away: 0-1 Neutral: 0-1

Iona (5-2)

Date	Site	W/L	VC-IC	Series
3/6/72	HR	W	93-74	1-0
2/20/73	A	W	81-74	2-0
2/16/74	HR	W	94-73	3-0
11/28/98	N27	L	66-73	3-1
11/21/03	HS	W	65-61	4-1
12/22/04	A	L	72-77	4-2
12/1/18	HS	W	88-59	5-2

Home: 4-0 (Siegel Center: 2-0)

Away: 1-1 Neutral: 0-1

Iowa (0-2)

Date	Site	W/L	VC-UI	Series
11/30/74	A	L	80-95	0-1
3/6/80	N7	L	72-86	0-2

Away: 0-1 Neutral: 0-1

Iowa State (1-1)

Date	Site	W/L	VC-IS	Series
12/29/93	N38	W	91-84	1-0
11/26/94	N22	L	59-66	1-1

Neutral: 1-1

Jackson State (1-0)

Date	Site	W/L	VC-JS	Series
12/27/96	N33	W	66-48	1-0

Neutral: 1-0

Jacksonville (19-8)

Date	Site	W/L	VC-JU	Series
12/6/79	HR	L	63-65	0-1
1/16/80	A	L	61-74	0-2
1/29/81	HR	W	62-42	1-2
2/22/81	A	W	59-51	2-2
1/20/82	HR	W	92-68	3-2
2/17/82	A	W	81-73	4-2
2/14/83	A	W	68-61	5-2
2/23/83	HR	W	65-58	6-2
2/4/84	A	W	55-49	7-2
2/18/84	HR	W	50-48	8-2
1/5/85	A	W	67-65*	9-2
1/31/85	HR	W	81-54	10-2
3/2/85	NS4	W	75-57	11-2
1/23/86	HR	W	81-80**	12-2
2/17/86	A	L	58-67	12-3
2/27/86	NS1	L	49-56	12-4
2/7/87	HR	L	66-77	12-5
2/11/87	A	W	88-75	13-5
2/6/88	HR	W	86-64	14-5
2/25/88	A	L	75-79	14-6
2/13/89	HR	W	92-89	15-6
2/27/89	A	W	85-70	16-6
3/4/89	NS3	L	85-93*	16-7
1/15/90	A	W	86-81*	17-7
2/12/90	HR	L	53-79	17-8
1/19/91	A	W	75-59	18-8
1/28/91	HR	W	85-67	19-8

Home: 9-3 Away: 9-3 Neutral: 1-2

Jacksonville State (1-0)

Date	Site	W/L	VC-JS	Series
11/17/19	HS	W	93-65	1-0

ALL-TIME SERIES BREAKDOWNS

James Madison (44-21)

Date	Site	W/L	VC-JM	Series
12/4/71	HF	W	93-68	1-0
1/11/78	HR	W	64-54	2-0
1/28/78	A	W	60-59*	3-0
2/3/79	A	W	69-68*	4-0
2/21/79	HR	W	65-56	5-0
12/20/79	HR	W	70-59	6-0
1/12/80	A	L	51-53*	6-1
1/26/81	HR	W	50-49	7-1
2/12/81	A	W	58-57	8-1
12/19/81	HR	L	45-47	8-2
12/29/81	HR6	L	46-54	8-3
2/6/82	A	W	68-66*	9-3
12/11/82	A	L	57-66	9-4
2/9/83	HR	W	59-53	10-4
1/9/84	A	W	72-47	11-4
2/9/84	HR	W	58-45	12-4
1/14/85	HR	W	65-52	13-4
2/5/85	A	L	65-66	13-5
1/13/86	HR	W	72-51	14-5
2/19/86	A	W	66-65	15-5
12/29/86	HR6	L	74-90	15-6
2/18/87	HR	L	57-60	15-7
12/2/87	A	W	78-76	16-7
12/22/88	HR	L	71-72	16-8
12/29/88	HR6	W	65-56	17-8
1/3/90	A	W	67-66	18-8
12/28/90	HR6	L	78-90	18-9
11/27/93	HR	W	88-73	19-9
1/18/95	A	L	62-64	19-10
11/26/95	N	W	66-60	20-10
1/17/96	HR	W	81-70	21-10
2/17/96	A	L	75-76	21-11
1/8/97	A	L	65-73	21-12
2/5/97	HR	W	72-60	22-12
1/29/98	HR	W	61-56	23-12
2/14/98	A	L	70-88	23-13
1/16/99	A	W	82-78	24-13
2/21/99	HR	W	69-65	25-13
1/15/00	HS	W	66-63	26-13
2/2/00	A	L	75-84	26-14
1/16/01	HS	W	65-52	27-14
1/31/01	A	W	73-70*	28-14
3/3/01	NC	L	57-59	28-15
1/5/02	HS	W	82-75	29-15
2/6/02	A	L	65-67	29-16
1/22/03	HS	W	65-58	30-16
2/26/03	A	L	63-64	30-17
3/8/03	NC	W	73-53	31-17
1/10/04	A	W	77-69	32-17
2/18/04	HS	W	92-61	33-17
1/26/05	HS	L	58-66	33-18
1/31/05	A	W	70-43	34-18
1/12/06	A	W	76-48	35-18
1/21/06	HS	W	71-55	36-18
1/6/07	A	W	77-61	37-18
2/21/07	HS	W	83-72	38-18
1/2/08	A	L	61-62	38-19
2/13/08	HS	W	75-56	39-19
2/11/09	HS	W	76-71	40-19
2/25/09	A	W	71-52	41-19
2/13/10	A	L	71-76	41-20
2/24/10	HS	W	76-62	42-20
2/5/11	A	W	70-66	43-20
2/26/11	HS	L	69-72	43-21
1/12/12	HS	W	65-45	44-21

Home: 26-8 (Siegel Center: 11-2)

Away: 16-12 Neutral: 2-1

Johns Hopkins (2-0)

Date	Site	W/L	VC-JH	Series
12/2/81	HR	W	74-46	1-0
12/1/83	HR	W	94-46	2-0

Home: 2-0

Kansas (1-0)

Date	Site	W/L	VC-KU	Series
3/27/11	N16	W	71-61	1-0

Neutral: 1-0

Kansas State (0-1)

Date	Site	W/L	VC-KS	Series
12/20/97	A	L	70-76	0-1

Away: 0-1

Kent State (0-1)

Date	Site	W/L	VC-KS	Series
12/22/00	N35	L	75-81	0-1

Neutral: 0-1

Lafayette (1-0)

Date	Site	W/L	VC-LC	Series
11/28/80	N24	W	44-40	1-0

Neutral: 1-0

La Salle (9-2)

Date	Site	W/L	VC-LS	Series
3/17/83	N7	W	76-67	1-0
12/22/03	A	W	55-54	2-0
12/18/04	HS	W	63-52	3-0
1/26/13	HS	L	61-69	3-1
1/25/14	A	W	97-89**	4-1
2/11/15	HS	L	69-74**	4-2
2/3/16	A	W	88-70	5-2
1/22/17	HS	W	90-52	6-2
1/6/18	A	W	80-74	7-2
1/9/19	HS	W	69-63	8-2
1/25/20	A	W	76-65	9-2

Home: 3-2 (Siegel Center 3-2) Away: 5-0

Neutral: 1-0

Lehigh (1-0)

Date	Site	W/L	VC-LU	Series
1/5/13	HS	W	59-55	1-0

Home: 1-0 (Siegel Center: 1-0)

Liberty (7-1)

Date	Site	W/L	VC-LU	Series
3/1/77	HF	W	85-74	1-0
1/5/93	HR	W	88-75	2-0
12/4/93	A	W	93-68	3-0
11/30/94	HR	W	62-45	4-0
12/2/95	A	L	71-86	4-1
12/12/98	HR	W	95-68	5-1
12/27/15	H	W	85-57	6-1
11/15/16	A	W	64-59	7-1

Home: 5-0 Away: 2-1

Long Beach State (2-0)

Date	Site	W/L	VC-LB	Series
1/23/93	HR	W	95-61	1-0
11/22/13	N	W	73-67	2-0

Home: 1-0 Neutral: 1-0

Long Island (1-1)

Date	Site	W/L	VC-LI	Series
12/2/69	A	L	67-72	0-1
3/13/81	N3	W	85-69	1-1

Away: 0-1 Neutral: 1-0

Longwood (4-0)

Date	Site	W/L	VC-LU	Series
12/22/05	HS	W	91-80	1-0
11/13/06	A	W	75-63	2-0
12/15/07	HS	W	78-45	3-0
12/21/12	HS	W	93-56	4-0

Home: 3-0 (Siegel Center: 3-0)

Away: 1-0

Louisville (5-10)

Date	Site	W/L	VC-UL	Series
12/6/76	A	L	60-89	0-1
12/1/84	A	L	55-67	0-2
1/9/92	HR	W	66-57	1-2
2/18/92	A	L	71-89	1-3
3/13/92	AM2	W	74-65	2-3
1/14/93	A	L	68-77	2-4
1/30/93	HR	L	88-90*	2-5
3/14/93	AM2	L	78-90	2-6
1/8/94	A	W	93-89*	3-6
1/29/94	HR	L	74-94	3-7
1/5/95	HR	W	67-63	4-7
3/5/95	A	L	64-80	4-8
3/10/95	AM2	L	61-84	4-9
11/25/95	N35	L	74-83	4-10
11/19/99	HS	W	79-74	5-10

Home: 3-2 (Siegel Center: 1-0)

Away: 2-7 Neutral: 0-1

Louisiana Monroe (1-0)

Date	Site	W/L	VC-LM	Series
12/22/16	H	W	78-65	1-0

Home: 1-0

Loyola (Md.) (1-0)

Date	Site	W/L	VC-LOY	Series
12/29/19	HS	W	85-51	1-0

Home: 1-0 (Siegel Center: 1-0)

Loyola (La.) (1-2)

Date	Site	W/L	VC-LC	Series
1/24/70	A	L	99-121	0-1
1/30/71	A	L	96-99	0-2
2/21/72	HR	W	112-99	1-2

Home: 1-0 Away: 0-2

LSU (2-0)

Date	Site	W/L	VC-LS	Series
11/25/16	N	W	85-74	1-0
11/13/19	HS	W	84-82	2-0

Home: 1-0 (Siegel Center: 1-0) Neutral: 1-0

Maine (1-1)

Date	Site	W/L	VC-UM	Series
1/11/75	A	L	90-91	0-1
2/6/76	HF	W	92-82	1-1

Home: 1-0 Away: 0-1

Marist (1-0)

Date	Site	W/L	VC-MC	Series
12/4/92	N23	W	86-61	1-0

Neutral: 1-0

Marquette (2-1)

Date	Site	W/L	VC-MU	Series
1/27/86	HR	W	61-56	1-0
1/10/87	A	W	63-60	2-0
11/20/17	N	L	83-94	2-1

Home: 1-0 Away: 1-0 Neutral: 0-1

Marshall (2-0)

Date	Site	W/L	VC-MU	Series
3/15/85	N1	W	81-65	1-0
3/18/88	AN	W	81-80	2-0

Away: 1-0 Neutral: 1-0

Maryland (1-0)

Date	Site	W/L	VC-MD	Series
12/2/07	N41	W	85-76	1-0

Neutral: 1-0

Maryland-Eastern Shore (6-1)

Date	Site	W/L	VC-ME	Series
12/21/68	N34	L	69-71	0-1
1/15/75	HR	W	89-57	1-1
2/17/75	A	W	85-75	2-1
1/16/76	HR	W	92-68	3-1
11/23/98	HR	W	87-71	4-1
11/9/07	HS	W	70-51	5-1
11/20/14	H	W	106-66	6-1

Home: 5-0 (2-0 Siegel Center) Away: 1-0

Neutral: 0-1

Massachusetts (7-3)

Date	Site	W/L	VC-MA	Series
2/14/13	HS	W	86-68	1-0
3/16/13	N	W	71-62	2-0
2/21/13	A	L	75-80	2-1
2/21/15	HS	W	78-72	3-1
2/11/16	A	L	63-69	3-2
3/11/16	N	W	85-70	4-2
1/7/17	HS	W	81-64	5-2
2/21/18	A	W	82-78	6-2
1/19/19	HS	W	68-50	7-2
2/26/20	A	L	52-60	7-3

Home: 4-0 (Siegel Center 4-0) Away: 1-3

Neutral: 2-0

Memphis (2-4)

Date	Site	W/L	VC-MU	Series
1/3/76	A	L	72-92	0-1
2/23/85	A	L	73-81	0-2
1/28/89	A	L	69-89	0-3
2/5/90	HR	W	70-69*	1-3
2/25/92	A	L	58-85	1-4
11/22/12	N	W	78-65	2-4

Home: 1-0 Away: 0-4 Neutral: 1-0

Mercer (4-1)

Date	Site	W/L	VC-MC	Series
1/4/74	A	L	89-90	0-1
2/25/74	HR	W	100-92	1-1
2/8/75	HR	W	95-75	2-1
2/22/75	A	W	68-63	3-1
11/24/89	HR	W	79-60	4-1

Home: 3-0 Away: 1-1

Methodist (3-0)

Date	Site	W/L	VC-MC	Series
------	------	-----	-------	--------

1/12/77	HF	W	81-64	1-0
12/8/77	HF	W	94-71	2-0
12/4/78	HF	W	82-47	3-0

Home: 3-0

Miami (Fla.) (1-3)

Date	Site	W/L	VC-UM	Series
1/22/88	HR	L	93-96	0-1
1/9/89	A	W	87-77	1-1
2/9/91	A	L	58-73	1-2
11/16/07	N40	L	63-69	1-3

Home: 0-1 Away: 1-1 Neutral: 0-1

Miami (Ohio) (0-2)

Date	Site	W/L	VC-MU	Series
11/23/96	HR	L	66-69	0-1
12/6/97	A	L	75-85	0-2

Home: 0-1 Away: 0-1

Michigan (0-1)

Date	Site	W/L	VC-MI	Series
3/23/13	N	L	53-78	0-1

Neutral: 0-1

Michigan State (1-0)

Date	Site	W/L	VC-MS	Series
12/30/75	HR7	W	80-75	1-0

Home: 1-0

Middle Tennessee (3-3)

Date	Site	W/L	VC-MT	Series
12/11/73	A	L	80-102	0-1
12/11/76	HR	L	50-59	0-2
1/2/04	HS	W	66-61	1-2
1/2/05	A	L	55-59	1-3
12/2/15	A	W	62-56	2-3
12/17/16	H	W	80-77	3-3

Home: 2-1 (Siegel Center: 2-0) Away: 1-2

Minnesota (1-0)

Date	Site	W/L	VC-UM	Series
12/28/70	HF	W	63-56	1-0

Home: 1-0

Mississippi (0-4)

Date	Site	W/L	VC-UM	Series
12/7/99	A	L	62-75	0-1
11/25/00	HS	L	84-88*	0-2
12/14/02	A	L	68-82	0-3
12/29/04	HS	L	62-63	0-4

Home: 0-2 (Siegel Center: 0-2) Away: 0-2

Mississippi State (0-1)

Date	Site	W/L	VC-UM	Series
3/14/96	N9	L	51-58	0-1

Neutral: 0-1

Missouri (0-2)

Date	Site	W/L	VC-MU	Series
12/9/71	A	L	66-73	0-1
11/24/12	N	L	65-68	0-2

Away: 0-1 Neutral: 0-1

Missouri State (1-0)

Date	Site	W/L	VC-MSU	Series
12/15/19	HS	W	61-51	1-0

Home: 1-0 (Siegel Center (1-0))

Morehead State (1-1)

Date	Site	W/L	VC-MS	Series
12/5/72	A	L	90-103	0-1
12/4/73	HR	W	116-85	1-1

Home: 1-0 Away: 0-1

Morgan State (1-0)

Date	Site	W/L	VC-MU	Series
12/8/86	HR	W	75-43	1-0

Home: 1-0

Mount St. Mary's (3-0)

Date	Site	W/L	VC-MS	Series
1/6/71	HF	W	97-78	1-0
2/2/72	A	W	95-65	2-0
12/28/94	HR	W	79-55	3-0

Home: 2-0 Away: 1-0

Murray State (2-0)

Date	Site	W/L	VC-MS	Series
1/15/92	A	W	91-90	1-0
12/22/93	HR	W	83-77	2-0

Home: 1-0 Away: 1-0

Navy (2-0)

Date	Site	W/L	VC-NA	Series
1/20/79	A	W	47-42*	1-0
1/9/80	HR	W	87-67	2-0

Home: 1-0 Away: 1-0

Nevada (1-1)

Date	Site	W/L	VC-NA	Series
2/20/09	A	L	70-71	0-1
11/27/09	HS	W	85-76	1-1

Home: 1-0 (Siegel Center: 1-0) Away: 0-1

New Hampshire (4-0)

Date	Site	W/L	VC-NH	Series
11/24/90	HR	W	80-58	1-0
2/11/92	A	W	42-37	2-0
12/1/92	HR	W	103-68	3-0
12/30/10	HS	W	78-65	4-0

Home: 3-0 (Siegel Center: 1-0) Away: 1-0

New Orleans (3-2)

Date	Site	W/L	VC-NO	Series
1/24/80	A	W	83-71	1-0
2/4/80	HR	W	72-64	2-0
11/27/94	N22	W	65-62	3-0
12/28/95	A29	L	75-92	3-1
12/18/96	HR	L	46-61	3-2

Home: 1-1 Away: 1-1 Neutral: 1-0

New York Tech (0-1)

Date	Site	W/L	VC-NY	Series
12/19/68	N34	L	81-103	0-1

Neutral: 0-1

Newport News Apprentice (1-0)

Date	Site	W/L	VC-NN	Series
12/9/68	HF	W	78-69	1-0

Home: 1-0

Norfolk State (5-1)

Date	Site	W/L	VC-NS	Series
1/10/72	A	L	97-109	0-1
1/15/73	A	W	92-91	0-2
12/28/77	HR	W	77-67	1-2

ALL-TIME SERIES BREAKDOWNS

12/17/97	HR	W	70-59	2-2
12/19/98	HR	W	104-94	3-2
12/3/02	HS	W	76-48	4-2
Home: 4-0 (Siegel Center: 1-0) Away: 1-1				

North Carolina A&T (8-0)

Date	Site	W/L	VC-NC	Series
1/27/73	HR	W	79-78	1-0
11/29/76	HR	W	86-57	2-0
1/5/77	A	W	63-58	3-0
12/30/99	HS	W	78-61	4-0
11/28/00	HS	W	81-61	5-0
11/29/01	HS	W	66-53	6-0
12/3/02	HS	W	76-48	7-0
12/15/03	HS	W	105-51	8-0
Home: 7-0 (Siegel Center: 5-0) Away: 1-0				

North Carolina Central (1-0)

Date	Site	W/L	VC-NC	Series
12/11/78	HF	W	88-70	1-0
Home: 1-0				

UNC Asheville (2-0)

Date	Site	W/L	VC-NC	Series
2/4/74	HF	W	111-70	1-0
11/11/16	H	W	80-65	2-0
Home: 2-0				

UNC Greensboro (2-0)

Date	Site	W/L	VC-NC	Series
11/12/10	HS	W	101-86	1-0
12/22/11	A	W	80-68	2-0
Home: 1-0 Away: 1-0				

UNC Wilmington (25-17)

Date	Site	W/L	VC-NC	Series
1/9/71	HF	W	114-66	1-0
2/20/71	A	W	104-75	2-0
11/30/85	N24	W	76-75	3-0
1/29/96	A	W	63-45	4-0
2/21/96	HR	W	63-44	5-0
3/4/96	HR3	W	46-43	6-0
1/11/97	NR	W	75-53	7-0
2/19/97	A	L	81-91	7-1
1/12/98	HR	L	58-67	7-2
2/18/98	A	L	63-85	7-3
2/27/98	HR3	L	63-69	7-4
1/13/99	A	L	48-65	7-5
1/27/99	HR	W	75-60	8-5
1/19/00	A	L	61-71	8-6
2/12/00	HS	W	55-54*	9-6
3/4/00	NC	L	57-66	9-7
1/22/01	HS	W	70-55	10-7
2/21/01	A	L	44-65	10-8
1/26/02	HS	W	74-68	11-8
2/23/02	A	L	62-73	11-9
3/4/02	NC	L	66-51	11-10
1/25/03	HS	L	50-81	11-11
3/1/03	A	L	63-80	11-12
1/14/04	A	L	52-72	11-13
2/7/04	HS	W	49-41	12-13
12/5/04	A	L	63-68	12-14
2/26/05	HS	W	72-71*	13-14
3/6/05	NC	W	55-46	14-14
12/4/05	A	L	40-60	14-15
2/23/06	HS	L	54-61	14-16
1/17/07	HS	W	74-65	15-16
2/14/07	A	W	78-68	16-16

1/5/08	A	W	72-57	17-16
2/27/08	HS	W	72-58	18-16
1/5/09	HS	W	88-59	19-16
2/4/09	A	L	72-81	19-17
1/2/10	HS	W	91-57	20-17
2/3/10	A	W	73-60	21-17
1/8/11	A	W	82-64	22-17
1/29/11	HS	W	79-70	23-17
12/17/11	HS	W	87-64	24-17
2/22/12	A	W	63-59	25-17
Home: 16-4 (Siegel Center: 12-2) Away: 7-11 Neutral: 3-2				

North Florida (2-0)

Date	Site	W/L	VC-NF	Series
12/30/15	HS	W	80-68	1-0
11/13/17	HS	W	95-85	2-0
Home: 2-0				

North Texas (1-1)

Date	Site	W/L	VC-NT	Series
1/24/76	A	L	72-89	0-1
11/8/19	HS	W	59-56	1-1
Home: 1-0 (Siegel Center: 1-0) Away: 0-1				

Northeastern (9-6)

Date	Site	W/L	VC-NU	Series
12/20/75	HR	W	102-81	1-0
3/16/84	N5	W	70-69	2-0
1/5/91	HR	L	59-61	2-1
1/4/92	A	W	57-47	3-1
2/4/06	A	L	74-79	3-2
1/8/08	H	W	64-44	4-2
2/20/08	A	W	66-62	5-2
1/27/09	H	L	63-68	5-3
1/4/10	H	L	57-62	5-4
1/23/10	A	L	62-74	5-5
1/15/11	H	W	73-64	6-5
2/2/11	A	L	80-91	6-6
2/4/12	H	W	59-56	7-6
3/3/12	NC	W	75-65	8-6
11/29/13	H	W	79-66	9-6
Home: 5-3 (Siegel Center: 4-2) Away: 2-3 Neutral: 2-0				

Northeastern Illinois (1-0)

Date	Site	W/L	VC-NI	Series
2/8/74	HF	W	98-76	1-0
Home: 1-0				

Northeastern Louisiana (1-0)

Date	Site	W/L	VC-NL	Series
12/19/74	HF	W	83-75	1-0
Home: 1-0				

Northern Illinois (1-1)

Date	Site	W/L	VC-NI	Series
1/30/73	A	L	81-91	0-1
12/8/73	HR	W	87-71	1-1
Home: 1-0 Away: 0-1				

Northern Iowa (2-1)

Date	Site	W/L	VC-NI	Series
2/17/12	HS	W	77-68	1-0
12/14/13	A	L	68-68	1-1
12/13/14	H	W	93-87(OT)	2-1
Home: 2-0 (Siegel Center: 2-0) Away: 0-1				

Northwestern (0-1)

Date	Site	W/L	VC-NU	Series
11/14/01	N21	L	73-78	0-1
Neutral: 0-1				

Ohio (0-1)

Date	Site	W/L	VC-OU	Series
2/21/70	A	L	75-95	0-1
Away: 0-1				

Ohio State (0-1)

Date	Site	W/L	VC-OS	Series
3/19/15	N	L	72-75	0-1
Neutral: 0-1				

Oklahoma (2-3)

Date	Site	W/L	VC-OU	Series
12/8/90	A	L	105-141	0-1
1/20/94	HR	W	98-82	1-1
12/10/08	N	L	86-92	1-2
11/21/09	HS	W	67-66	2-2
3/20/16	N	L	81-85	2-3
Home: 2-0 (Siegel Center: 1-0) Away: 0-1 Neutral: 0-2				

Oklahoma City (1-0)

Date	Site	W/L	VC-OC	Series
1/31/76	HR	W	67-66	1-0
Home: 1-0				

Oklahoma State (0-1)

Date	Site	W/L	VC-OS	Series
2/29/88	A	L	75-84	0-1
Away: 0-1				

Old Dominion (51-44)

Date	Site	W/L	VC-OD	Series
2/5/69	A	L	69-101	0-1
12/1/69	HF	L	82-93	0-2
1/21/70	A	L	90-94	0-3
2/10/71	HF	W	79-71	1-3
2/27/71	A	L	85-98	1-4
12/17/77	HR	W	73-67	2-4
2/22/78	A	W	73-72	3-4
12/30/78	HR6	L	68-70	3-5
1/17/79	A	W	95-87	4-5
2/15/79	HR	L	71-72*	4-6
1/22/80	HR	L	64-68	4-7
2/2/80	AH	L	75-76	4-8
12/13/80	A	W	65-56	5-8
12/30/80	HR6	W	61-44	6-8
2/10/81	HR	W	75-64	7-8
12/22/81	HR	W	61-55	8-8
1/30/82	A	L	58-61	8-9
12/29/82	HR6	L	85-90	8-10
1/11/83	AH	L	62-67	8-11
12/29/83	HR6	W	83-51	9-11
1/28/84	A	L	54-56*	9-12
2/25/84	HR	L	55-57	9-13
2/16/85	HR	W	90-71	10-13
2/25/85	A	W	78-66	11-13
3/3/85	NS4	W	87-82	12-13
12/21/85	HR6	L	55-67	12-14
1/18/86	A	L	49-50	12-15
2/13/86	HR	L	56-61	12-16
1/8/87	A	W	77-64	13-16
2/14/87	HR	W	78-66	14-16

1/16/88	A	L	67-71	14-17
2/20/88	HR	W	82-77	15-17
3/6/88	HR2	W	91-69	16-17
1/14/89	HR	W	101-93*	17-17
1/23/89	A	L	87-99	17-18
12/21/89	HR6	L	67-77	17-19
1/20/90	A	W	55-49	18-19
2/24/90	HR	L	62-80	18-20
1/12/90	A	W	62-60	19-20
2/2/91	HR	W	60-58	20-20
12/7/91	A	W	98-83	21-20
12/29/91	HR6	L	66-67	21-21
12/12/92	AH	L	65-81	21-22
3/18/93	ANIT	L	68-74	21-23
1/31/94	AH	L	74-79	21-24
2/6/95	AH	W	81-67	22-24
1/6/96	A	W	85-70	23-24
2/3/96	HR	W	85-76*	24-24
1/18/97	NR	L	65-82	24-25
2/15/97	A	L	70-75	24-26
1/17/98	A	W	61-55	25-26
1/31/98	HR	L	56-69	25-27
1/9/99	HR	L	72-82	25-28
1/30/99	A	L	72-76	25-29
2/27/99	HR3	L	49-66	25-30
1/5/00	HS	W	73-67*	26-30
1/29/00	A	L	69-72	26-31
1/20/01	A	L	65-77	26-32
2/24/01	HS	W	74-53	27-32
1/19/02	A	W	79-77*	28-32
2/9/02	HS	W	73-66	29-32
3/2/02	NC	W	58-54	30-32
1/4/03	HS	W	73-64	31-32
2/1/03	A	W	72-69	32-32
1/21/04	A	W	75-67	33-32
2/21/04	HS	W	78-72	34-32
3/7/04	NC	W	84-67	35-32
1/29/05	HS	W	75-71	36-32
2/12/05	A	L	76-82	36-33
3/7/05	NC	L	66-73*	36-34
1/14/06	A	L	75-78	36-35
2/11/06	HS	W	80-74	37-35
1/20/07	HS	W	80-75	38-35
2/10/07	A	L	63-79	38-36
1/19/08	A	W	78-68	39-36
2/16/08	HS	L	66-67	39-37
1/17/09	HS	W	61-44	40-37
2/14/09	A	L	65-69	40-38
3/8/09	NC	W	61-53	41-38
2/6/10	HS	W	70-58	42-38
2/27/10	A	L	70-73	42-39
3/7/10	NC	L	69-73*	42-40
1/22/11	A	W	59-50	43-40
2/12/11	HS	L	59-70	43-41
3/7/11	NC	L	65-70	43-42
1/21/12	HS	W	61-48	44-42
2/11/12	A	W	68-64	45-42
12/7/12	A	W	83-70	46-42
12/8/13	HS	W	69-48	47-42
11/29/14	A	L	67-73	47-43
11/28/15	HS	W	76-67	48-43
12/10/16	A	W	67-64	49-43
12/2/17	HS	W	82-75	50-43
11/28/18	A	L	52-62	50-44
12/7/19	HS	W	69-57	51-44

Home: 28-16 (Siegel Center: 15-2)
 Away: 19-24 Neutral: 4-4

Oral Roberts (0-2)

Date	Site	W/L	VC-OR	Series
1/26/76	A	L	68-84	0-1
1/29/77	A	L	52-72	0-2

Away: 0-2

Oregon (1-0)

Date	Site	W/L	VC-OR	Series
11/25/14	N	W	77-63	1-0

Neutral: 1-0

Oregon State (1-0)

Date	Site	W/L	VC-OS	Series
3/18/16	N	W	75-67	1-0

Neutral: 1-0

Pacific (0-1)

Date	Site	W/L	VC-UP	Series
12/26/73	A	L	75-80	0-1

Away: 0-1

Pembroke State (2-0)

Date	Site	W/L	VC-PS	Series
12/14/68	A	W	86-77	1-0
1/11/89	HR	W	72-57	2-0

Home: 1-0 Away: 1-0

Pikeville (1-0)

Date	Site	W/L	VC-PC	Series
2/10/70	HF	W	106-80	1-0

Home: 1-0

Pittsburgh (3-2)

Date	Site	W/L	VC-UP	Series
12/9/95	HR	L	69-72	0-1
12/14/96	A	W	58-55	1-1
12/23/99	A	W	64-60	2-1
12/17/00	HS	W	76-73*	3-1
3/17/07	N12	L	79-84*	3-2

Home: 1-1 Away: 2-0 Neutral: 0-1

Prairie View A&M (2-0)

Date	Site	W/L	VC-PV	Series
11/16/01	N21	W	82-66	1-0
11/13/15	H	W	75-50	2-0

Home: 1-0 Neutral: 1-0

Princeton (1-0)

Date	Site	W/L	VC-PU	Series
11/29/16	H	W	81-70	1-0

Home: 1-0

Providence (0-1)

Date	Site	W/L	VC-PC	Series
12/8/69	A	L	71-103	0-1

Away: 0-1

Puerto Rico-Cayey (1-0)

Date	Site	W/L	VC-PR	Series
11/27/87	N35	W	99-74	1-0

Neutral: 1-0

Purdue (1-1)

Date	Site	W/L	VC-PU	Series
3/20/11	N15	W	94-76	1-0
11/29/19	N	L	56-59	1-1

Neutral: 1-1

Radford (6-3)

Date	Site	W/L	VC-RU	Series
------	------	-----	-------	--------

12/12/89	HR	W	82-48	1-0
11/26/91	HR	W	97-83	2-0
12/9/91	A	L	71-72	2-1
12/1/93	HR	W	70-64	3-1
2/1/95	HR	W	93-66	4-1
12/2/96	A	L	77-81	4-2
12/8/98	A	L	62-86	4-3
12/18/99	HR	W	94-80	5-3
11/16/15	H	W	92-74	6-3

Home: 6-0 Away: 0-3

Randolph-Macon (1-0)

Date	Site	W/L	VC-RM	Series
2/27/78	HR	W	74-53	1-0

Home: 1-0

Rhode Island (7-10)

Date	Site	W/L	VC-RI	Series
12/31/94	HR	W	74-58	1-0
12/16/95	A	L	63-68	1-1
11/22/09	A	L	86-92	1-2
12/02/10	HS	W	82-80	2-2
1/30/13	HS	W	70-64	3-2
2/6/14	HS	W	68-52	4-2
1/13/15	A	W	65-60	5-2
2/16/16	HS	W	83-67	6-2
2/25/17	A	L	59-69	6-3
3/12/17	N	L	63-70	6-4
2/2/18	HS	L	68-81	6-5
3/9/18	N	L	67-76	6-6
1/23/19	A	L	65-71	6-7
2/19/19	HS	W	76-42	7-7
3/15/19	N	L	70-75	7-8
1/11/20	HS	L	56-65	7-9
1/31/20	A	L	75-87	7-10

Home: 6-2 (Siegel Center: 5-2) Away: 1-5

Neutral: 0-3

Richmond (54-31)

Date	Site	W/L	VC-UR	Series
1/29/76	A	L	65-71	0-1
2/10/76	HR	L	66-68	0-2
12/4/76	HR	L	66-68*	0-3
12/30/76	HR6	L	55-58	0-4
2/26/77	A	L	75-78*	0-5
11/26/77	HR6	W	79-62	1-5
1/21/78	HR	W	82-63	2-5
2/11/78	HR6	W	67-66	3-5
12/7/78	HR	W	84-71	4-5
1/27/79	A	W	96-92	5-5
12/1/79	ASC	W	69-67	6-5
12/29/79	HR6	W	86-71	7-5
2/20/80	A	L	67-76	7-6
12/9/80	HR	W	88-76	8-6
1/31/81	A	W	66-55	9-6
12/30/81	HR6	W	59-53	10-6
2/8/82	HR	W	77-63	11-6
2/10/82	A	L	59-64	11-7
12/8/82	HR	W	54-48	12-7
12/30/82	HR6	W	80-74	13-7
1/8/83	A	W	65-56	14-7
12/10/83	HR	W	59-45	15-7
12/30/83	HR6	W	61-47	16-7
2/14/84	A	L	51-56	16-8
12/4/84	A	W	69-60	17-8
12/28/84	HR6	W	68-52	18-8
12/3/85	H	L	59-64	18-9
12/20/85	HR6	L	65-67*	18-10
12/30/86	HR6	W	60-57	19-10

ALL-TIME SERIES BREAKDOWNS

1/22/87	A	W	79-66	20-10
12/18/87	HR6	L	58-60	20-11
1/4/88	H	W	72-53	21-11
12/7/88	A	L	58-74	21-12
12/6/89	H	L	54-66	21-13
12/5/90	A	L	63-67	21-14
12/29/90	HR6	W	72-66	22-14
12/4/91	A	W	73-70	23-14
12/28/91	HR6	L	71-72	23-15
12/9/92	A	W	82-63	24-15
12/18/93	H	L	61-76	24-16
1/11/95	A	W	78-72	25-16
1/20/96	H	W	79-51	26-16
2/24/96	A	W	69-67	27-16
3/2/96	HC	W	89-55	28-16
1/25/97	A	W	86-71	29-16
2/24/97	H	W	56-45	30-16
1/24/98	A	L	52-56	30-17
2/21/98	A	L	61-67	30-18
1/23/99	A	L	64-68	30-19
2/13/99	H	L	72-78	30-20
2/26/99	H	W	64-57	31-20
2/8/00	A	L	57-69	31-21
2/26/00	HS	W	80-77*	32-21
2/17/01	A	L	66-70	32-22
2/27/01	HS	L	54-72	32-23
12/1/01	A	W	65-54	33-23
12/7/02	HS	W	73-68*	34-23
12/3/03	A	L	52-70	34-24
12/11/04	HS	W	58-50	35-24
12/10/05	HS	W	49-37	36-24
12/9/06	A	W	68-54	37-24
12/8/07	HS	W	65-45	38-24
12/13/08	A	W	77-76	39-24
12/12/09	HS	W	65-57	40-24
12/11/10	A	L	60-72	40-25
12/9/11	HS	W	73-51	41-25
1/24/13	A	L	74-86*	41-26
3/6/13	HS	W	93-82	42-26
2/1/14	HS	W	81-70	43-26
3/6/14	A	W	56-50	44-26
3/14/13	N	W	71-53	45-26
1/31/15	HS	L	55-64	45-27
2/25/15	A	L	63-67**	45-28
3/13/15	N	W	70-67	46-28
1/16/16	A	W	94-89*	47-28
2/19/16	HS	W	87-74	48-28
2/1/17	HS	W	81-74	49-28
2/17/17	A	W	84-73	50-28
3/11/17	N	W	87-77*	51-28
1/17/18	HS	L	52-67	51-29
2/7/18	A	L	76-77	51-30
2/13/19	HS	W	81-60	52-30
3/2/19	A	W	69-66	53-30
1/28/20	HS	W	87-68	54-30
2/15/20	A	L	59-77	54-31

**Home: 33-13 (Siegel Center: 13-3)
Away: 17-18 Neutral: 4-0**

Rider (1-0)

Date	Site	W/L	VC-RU	Series
12/30/18	HS	W	90-79	1-0

Home: 1-0

Roanoke (0-1)

Date	Site	W/L	VC-RC	Series
12/27/68	N26	L	59-84	0-1

Neutral: 0-1

Robert Morris (2-0)

Date	Site	W/L	VC-RM	Series
2/17/77	HR	W	97-70	1-0
12/17/82	N32	W	94-79	2-0

Home: 1-0 Neutral: 1-0

Rutgers (3-0)

Date	Site	W/L	VC-RU	Series
2/8/87	HR	W	78-67	1-0
1/26/88	A	W	70-60	2-0
11/15/01	N21	W	71-58	3-0

Home: 1-0 Away: 1-0 Neutral: 1-0

St. Bonaventure (6-4)

Date	Site	W/L	VC-SB	Series
3/4/78	NE	L	61-63	0-1
2/19/79	A	L	76-84	0-2
1/12/13	A	W	72-65	1-2
3/8/13	HS	W	86-67	2-2
2/7/15	A	L	71-73	2-3
1/24/16	HS	W	84-76	3-3
2/4/17	A	W	83-77*	4-3
2/24/18	HS	L	63-68	4-4
2/9/19	A	W	85-55	5-4
1/18/20	HS	W	91-63	6-4

**Home: 3-1 (Siegel Center: 3-1)
Away: 3-2 Neutral: 0-1**

Saint Francis (N.Y.) (0-1)

Date	Site	W/L	VC-SF	Series
1/5/79	N36	L	61-65	0-1

Neutral: 0-1

Saint Francis (Pa.) (3-2)

Date	Site	W/L	VC-SF	Series
2/14/71	A	L	74-80	0-1
1/3/72	HF	W	109-94	1-1
1/23/90	N22	L	71-82	1-2
11/11/11	HS	W	63-57	2-2
11/5/19	HS	W	72-58	3-2

**Home: 3-0 (Siegel Center: 2-0)
Away: 0-1 Neutral: 0-1**

St. John's (1-1)

Date	Site	W/L	VC-SJ	Series
11/24/16	N	W	75-69	1-0
11/20/18	N	L	86-87*	1-1

Neutral: 1-1

Saint Joseph's (8-5)

Date	Site	W/L	VC-SJ	Series
1/27/82	A	L	52-60	0-1
12/4/82	HR	W	75-64	1-1
1/17/13	HS	W	92-86*	2-1
3/15/13	N	W	82-79	3-1
2/8/14	A	L	62-69	3-2
3/16/14	N	L	61-65	3-3
1/10/15	HS	W	89-74	4-3
1/5/16	A	W	85-82	5-3
3/13/16	N	L	74-87	5-4
2/14/17	HS	W	91-81	6-4
1/3/18	A	L	81-87*	6-5
3/8/19	HS	W	75-63	7-5
1/21/20	A	W	73-60	8-5

**Home: 5-0 (Siegel Center 4-0) Away: 2-3
Neutral: 1-2**

Saint Louis (10-4)

Date	Site	W/L	VC-SL	Series
3/29/10	HS	W	68-56	1-0
3/31/10	A	W	71-65	2-0
2/19/13	A	L	62-76	2-1
3/17/13	N	L	56-62	2-2
2/15/14	A	L	62-64	2-3
3/1/14	HS	W	67-56	3-3
1/23/15	A	W	63-61	4-3
2/17/15	HS	W	74-54	5-3
1/10/16	A	W	72-56	6-3
2/13/16	HS	W	85-52	7-3
2/22/17	HS	W	64-50	8-3
1/23/18	A	W	75-74*	9-3
2/26/19	HS	W	71-65	10-3
2/21/20	A	L	62-80	10-4

**Home: 6-0 (Siegel Center: 6-0) Away: 4-3
Neutral: 0-1**

Saint Mary's (Calif.) (0-1)

Date	Site	W/L	VC-SM	Series
3/16/17	N	L	77-85	0-1

Neutral: 0-1

Saint Mary's (Md.) (2-0)

Date	Site	W/L	VC-SM	Series
1/18/74	HR	W	117-91	1-0
1/21/75	HR	W	120-60	2-0

Home: 2-0

Saint Peter's (1-0)

Date	Site	W/L	VC-SP	Series
12/29/74	HR	W	86-68	1-0

Home: 1-0

Samford (2-0)

Date	Site	W/L	VC-SU	Series
12/20/77	HR	W	67-59	1-0
2/24/78	A	W	71-63	2-0

Home: 1-0 Away: 1-0

Seton Hall (0-2)

Date	Site	W/L	VC-SH	Series
11/17/11	N	L	68-86	0-1
12/9/17	A	L	67-90	0-2

Road: 0-1 Neutral: 0-1

Siena (2-0)

Date	Site	W/L	VC-SC	Series
1/16/93	HR	W	57-42	1-0
12/11/93	A	W	93-70	2-0

Home: 1-0 Away: 1-0

South Alabama (18-11)

Date	Site	W/L	VC-SA	Series
2/14/77	A	L	76-78	0-1
2/23/77	HR	W	85-70	1-1
12/17/79	HR	L	56-60	1-2
1/5/80	A	W	87-74	2-2
2/24/80	AS3	W	74-72	3-2
1/6/81	HR	L	62-76	3-3
1/22/81	A	W	86-70	4-3
12/12/81	HR	W	90-64	5-3
1/17/82	A	W	74-67	6-3
2/27/82	NS1	W	68-66	7-3
1/15/83	HR	W	89-77	8-3
1/23/83	A	W	79-76*	9-3
1/4/84	A	L	73-97	9-4

1/16/83	HR	W	84-55	10-4
1/24/85	A	W	71-70	11-4
2/9/85	HR	W	53-45	12-4
1/7/86	A	L	62-63*	12-5
1/25/86	HR	W	83-74	13-5
1/14/87	A	W	81-68	14-5
2/2/87	HR	L	57-70	14-6
1/2/88	A	L	96-100*	14-7
1/30/88	HR	W	97-70	15-7
1/31/89	A	L	91-95	15-8
2/6/89	HR	W	85-81	16-8
1/22/90	A	L	64-65	16-9
2/10/90	HR	W	72-53	17-9
1/10/91	HR	W	93-83	18-9
2/4/91	A	L	78-91	18-10
3/3/91	NS1	L	78-105	18-11

Home: 10-3 Away: 6-8 Neutral: 2-0

Southern California (1-0)

Date	Site	W/L	VC-SC	Series
3/16/11	N14	W	59-46	1-0

Neutral: 1-0

South Carolina State (1-0)

Date	Site	W/L	VC-SC	Series
12/1/76	HR	W	78-70	1-0

Home: 1-0

South Florida (26-12)

Date	Site	W/L	VC-SF	Series
1/26/80	A	W	90-81	1-0
2/7/80	HR	W	105-78	2-0
1/12/81	A	L	68-73	2-1
2/17/81	HR	W	70-64*	3-1
2/28/81	NS5	W	53-45	4-1
1/23/82	HR	W	64-44	5-1
2/14/82	A	L	68-71	5-2
2/6/83	HR	W	70-63*	6-2
2/12/83	A	W	60-58	7-2
1/26/84	HR	W	66-54	8-2
2/2/84	A	W	65-61	9-2
1/19/85	HR	L	58-60	9-3
2/2/85	A	W	62-55	10-3
2/1/86	A	L	67-77	10-4
2/15/86	HR	L	60-64*	10-5
1/24/87	A	W	61-57	11-5
1/31/87	HR	W	68-66*	12-5
1/9/88	A	W	86-66	13-5
1/20/88	HR	W	61-53	14-5
3/5/88	HR2	W	82-60	15-5
1/11/89	A	W	87-73	16-5
2/25/89	HR	W	78-70	17-5
1/29/90	HR	L	65-68	17-6
2/17/90	A	L	66-75	17-7
2/7/91	HR	L	70-76	17-8
2/16/91	A	L	60-70	17-9
1/18/92	HR	W	71-63	18-9
2/29/92	A	L	81-91	18-10
2/11/93	HR	W	79-59	19-10
2/20/93	A	W	95-91*	20-10
3/12/93	NM2	W	79-72	21-10
1/22/94	HR	W	72-68	22-10
3/5/94	A	W	91-80	23-10
1/7/95	HR	W	74-58	24-10
1/28/95	A	L	71-80*	24-11
1/27/97	HR	W	75-70	25-11
12/1/10	A	L	59-60*	25-12
11/30/11	HS	W	69-46	26-12

Home: 15-4 Away: 9-8 Neutral: 2-0

Southeastern (11-0)

Date	Site	W/L	VC-SC	Series
12/13/68	HF	W	120-77	1-0
2/8/69	A	W	89-60	2-0
1/10/70	H	W	110-78	3-0
2/5/71	H	W	116-56	4-0
1/21/72	H	W	103-48	5-0
2/8/72	H	W	122-73	6-0
2/27/73	H	W	121-70	7-0
2/22/74	H	W	125-74	8-0
12/13/76	H	W	87-67	9-0
12/5/77	H	W	90-75	10-0
12/9/78	H	W	120-69	11-0

Home: 10-0 Away: 1-0

Southern Illinois (1-3)

Date	Site	W/L	VC-SI	Series
12/9/75	A	L	69-79	0-1
12/16/78	HR	W	78-67	1-1
11/25/97	HR	L	74-77	1-2
11/21/98	A	L	58-59	1-3

Home: 1-1 Away: 0-2

Southern Methodist (0-1)

Date	Site	W/L	VC-SM	Series
12/21/00	N35	L	88-94	0-1

Neutral: 0-1

Southern Mississippi (7-6)

Date	Site	W/L	VC-SM	Series
1/25/82	HR	W	71-60	1-0
1/20/83	A	W	78-64	2-0
3/22/88	HNIT	W	93-89	3-0
1/25/92	HR	L	68-70	3-1
2/6/92	A	W	82-74	4-1
12/30/92	HR	W	85-74	5-1
3/6/93	A	L	65-71	5-2
1/15/94	A	L	64-69	5-3
1/27/94	HR	W	79-76	6-3
2/4/95	HR	L	66-74	6-4
2/11/95	A	L	69-78	6-5
11/29/98	N29	L	48-51*	6-6
12/30/98	HR	W	79-76*	7-6

Home: 5-2 Away: 2-3 Neutral: 0-1

Southern Utah (1-0)

Date	Site	W/L	VC-SU	Series
11/26/97	HR	W	81-59	1-0

Home: 1-0

Southwestern Louisiana (1-1)

Date	Site	W/L	VC-SL	Series
12/11/96	HR	W	79-59	1-0
11/18/97	A	L	71-77*	1-1

Home: 1-0 Away: 0-1

Stephen F. Austin (0-1)

Date	Site	W/L	VC-SFA	Series
3/21/14	N	L	75-77 (OT)	0-1

Neutral: 0-1

Stetson (1-0)

Date	Site	W/L	VC-SU	Series
11/28/12	HS	W	92-56	1-0

Home: 1-0 (Siegel Center: 1-0)

Stony Brook (1-0)

Date	Site	W/L	VC-SB	Series
1/3/14	H	W	81-63	1-0

Home: 1-0 (Siegel Center: 1-0)

Syracuse (0-3)

Date	Site	W/L	VC-SU	Series
3/18/84	N6	L	63-78	0-1
12/1/89	A23	L	73-100	0-2
12/5/92	A23	L	81-94	0-3

Away: 0-2 Neutral: 0-1

Tennessee (1-5)

Date	Site	W/L	VC-UT	Series
3/15/81	N4	L	56-58*	0-1
12/17/90	A	L	72-77	0-2
12/21/91	HR	L	78-92	0-3
11/24/10	N	L	72-77	0-4
11/14/14	N	W	85-69	1-4
11/30/19	N	L	69-72	1-5

Home: 0-2 Away: 0-1 Neutral: 1-2

Tennessee-Martin (2-0)

Date	Site	W/L	VC-TM	Series
12/5/94	A	W	67-60	1-0
11/22/97	HR	W	69-42	2-0

Home: 1-0 Away: 1-0

Tennessee State (1-0)

Date	Site	W/L	VC-TS	Series
12/21/94	HR	W	76-67	1-0

Home: 1-0

Tennessee Tech (0-1)

Date	Site	W/L	VC-TT	Series
12/6/70	A	L	81-88	0-1

Away: 0-1

Texas (2-2)

Date	Site	W/L	VC-UT	Series
1/30/92	HR	L	94-105	0-1
2/16/93	A	W	66-60	1-1
12/5/17	HS	L	67-71	1-2
12/5/18	A	W	54-53	2-2

Home: 0-2 (Siegel Center 0-1) Away: 2-0

Texas A&M (2-3)

Date	Site	W/L	VC-TA	Series
12/19/73	H	W	72-71	1-0
12/10/74	A	L	84-98	1-1
12/29/74	HR5	L	80-84	1-2
12/5/99	A	L	59-75	1-3
12/2/00	HS	W	107-106**	2-3

Home: 2-1 Away: 0-2

Temple (1-1)

Date	Site	W/L	VC-TU	Series
3/10/13	A	L	76-84	0-1
11/19/18	N	W	57-51	1-1

Away: 0-1 Neutral: 1-0

TCU (2-1)

Date	Site	W/L	VC-TC	Series
12/27/96	HR	W	94-81	1-0
12/6/00	A	L	82-101	1-1
12/21/02	HS	W	91-78	2-1

Home: 2-0 Away: 0-1

ALL-TIME SERIES BREAKDOWNS

Texas-El Paso (0-1)

Date	Site	W/L	VC-TE	Series
12/30/93	A38	L	58-70	0-1

Away: 0-1

Toledo (1-1)

Date	Site	W/L	VC-UT	Series
11/20/06	N39	L	59-60	0-1
11/18/14	H	W	87-78	1-1

Home: 1-0 Neutral: 0-1

Towson (18-1)

Date	Site	W/L	VC-TU	Series
12/5/01	HS	W	91-68	1-0
2/16/02	A	W	62-49	2-0
1/29/03	A	W	82-47	3-0
2/5/03	HS	W	97-60	4-0
1/28/04	HS	W	101-76	5-0
2/14/04	A	W	68-44	6-0
3/6/04	NC	W	67-60	7-0
1/7/05	A	W	70-58	8-0
2/5/05	HS	W	84-61	9-0
2/2/06	HS	W	81-75	10-0
2/15/06	A	L	57-59	10-1
1/3/07	A	W	84-80**	11-1
1/13/07	HS	W	85-77	12-1
2/2/08	HS	W	65-42	13-1
3/8/08	NC	W	57-46	14-1
1/27/10	HS	W	112-53	15-1
1/24/11	A	W	80-76	16-1
1/25/12	A	W	67-42	17-1
2/8/12	HS	W	66-43	18-1

Home: 9-0 (Siegel Center: 8-0)
 Away: 7-1 Neutral: 2-0

Tulane (3-11)

Date	Site	W/L	VC-TU	Series
1/21/92	HR	L	85-87*	0-1
2/8/92	A	L	80-97	0-2
3/14/92	NM2	L	69-87	0-3
1/21/93	HR	L	76-84	0-4
3/4/93	A	W	77-65*	1-4
1/13/94	A	L	64-78	1-5
2/26/94	HR	L	75-90	1-6
2/8/95	A	L	64-79	1-7
2/25/95	HR	L	59-74	1-8
11/30/99	HR	L	44-85	1-9
11/20/00	A	L	80-84	1-10
11/27/01	HR	L	72-76	1-11
12/19/09	A	W	78-77	2-11
12/18/10	HS	W	70-67	3-11

Home: 1-6 (Siegel Center: 1-0)
 Away: 2-4 Neutral: 0-1

Tulsa (1-4)

Date	Site	W/L	VC-UT	Series
1/27/77	A	L	60-66	0-1
1/16/89	HR	L	56-60	0-2
12/26/90	A	L	67-95	0-3
12/15/92	A	W	67-66	1-3
1/3/94	HR	L	84-92	1-4

Home: 0-2 Away: 1-2

UCLA (1-1)

Date	Site	W/L	VC-UC	Series
3/19/09	N13	L	64-65	0-1
11/26/10	N	W	89-85	1-1

Neutral: 1-1

Valparaiso (1-0)

Date	Site	W/L	VC-VU	Series
1/29/72	HF	W	86-76	1-0

Home: 1-0

Vanderbilt (0-1)

Date	Site	W/L	VC-VU	Series
11/28/86	N28	L	67-75	0-1

Neutral: 0-1

Villanova (0-1)

Date	Site	W/L	VC-VU	Series
11/24/14	N	L	53-77	0-1

Neutral: 0-1

Virginia (2-13)

Date	Site	W/L	VC-UV	Series
12/29/76	HR6	L	58-65	0-1
11/25/78	A24	L	60-81	0-2
12/28/79	HR6	L	72-89	0-3
11/29/80	A24	L	62-77	0-4
11/27/82	A24	L	63-69	0-5
12/1/85	A24	L	75-79*	0-6
12/19/87	HR6	W	75-66	1-6
12/20/89	HR6	L	46-63	1-7
12/21/96	A	L	65-80	1-8
12/13/97	NR	L	67-78	1-9
11/13/98	NR	L	70-86	1-10
11/12/13	A	W	59-56	2-10
12/6/14	HS	L	57-74	2-11
11/17/17	HS	L	67-76	2-12
12/9/18	A	L	49-57	2-13

Home: 1-5 (Siegel Center: 1-2) Away: 1-5
 Neutral: 0-1

VMI (3-0)

Date	Site	W/L	VC-VM	Series
12/21/99	HR	W	101-86	1-0
12/8/10	HS	W	86-80	2-0
12/22/17	HS	W	75-65	3-0

Home: 3-0 (Siegel Center: 2-0)

Virginia St. (4-0, 6-0 w/exh.)

Date	Site	W/L	VC-VS	Series
2/4/70	HF	W	96-92*	1-0
1/25/71	A	W	107-68	2-0
2/18/71	HF	W	112-74	3-0
2/10/79	HR	W	92-75	4-0
#11/2/06	HS	W	84-78	(5-0)
#11/1/07	HS	W	60-47	(6-0)

#Exhibition game

Home: 4-0 (6-0 with exhibitions)
 (Siegel Center: 2-0 with exhibitions)
 Away: 1-0

Virginia Tech (11-10)

Date	Site	W/L	VC-VT	Series
2/10/78	HR6	L	63-71	0-1
12/29/80	HR6	W	57-51	1-1
12/29/84	HR6	W	69-65	2-1
12/7/86	A	L	52-78	2-2
12/14/86	HR	L	65-67	2-3
1/26/87	A	W	70-65	3-3
1/18/88	HR	W	97-84	4-3
12/30/88	HR6	L	91-97	4-4
1/8/90	A	L	68-71*	4-5

12/11/90	HR	L	75-77	4-6
1/11/92	A	L	72-73*	4-7
2/20/92	HR	W	63-60	5-7
2/6/93	A	W	73-54	6-7
2/22/93	HR	W	86-69	7-7
3/13/93	NM2	W	85-71	8-7
2/10/94	HR	W	81-75	9-7
2/17/94	A	L	59-75	9-8
3/11/94	NM1	L	64-65	9-9
1/14/95	A	L	69-78	9-10
2/23/95	HR	W	62-57	10-10
12/21/13	N	W	82-52	11-10

Home: 7-4 Away: 2-5 Neutral: 2-1

Va. Union (9-2, 18-4 w/exh.)

Date	Site	W/L	VC-VU	Series
1/9/69	A	W	96-74	1-0
2/12/69	HF	L	82-89	1-1
2/7/70	HF	W	103-93	2-1
1/22/71	A	W	90-76	3-1
2/22/71	HF	W	81-76	4-1
1/31/72	HF	W	90-85	5-1
2/14/72	A	W	109-94	6-1
2/2/73	HF	L	75-77	6-2
2/15/73	A	W	79-76	7-2
1/21/95	HR	W	62-59	8-2
#11/9/00	HS	W	94-59	(9-2)
#11/11/01	HS	W	86-65	(10-2)
#11/16/02	HS	W	70-68	(11-2)
#11/14/03	HS	W	59-53	(12-2)
#11/5/04	HS	L	61-67	(12-3)
#11/10/05	HS	L	78-83	(12-4)
#11/8/06	HS	W	77-56	(13-4)
#11/5/07	HS	W	86-57	(14-4)
#11/7/08	HS	W	91-63	(15-4)
#11/5/09	HS	W	85-55	(16-4)
#11/4/10	HS	W	71-56	(17-4)
#11/3/117	HS	W	98-74	(18-4)

#Exhibition game

Home: 4-2 (14-4 with exhibitions)
 (Siegel Center: 10-2 in exhibitions)
 Away: 4-0

Wagner (0-2)

Date	Site	W/L	VC-WC	Series
12/22/01	A	L	83-88	0-1
11/30/02	HS	L	72-80	0-2

Home: 0-1 Away: 0-1

Wake Forest (1-2)

Date	Site	W/L	VC-WF	Series
3/18/04	N10	L	78-79	0-1
11/18/04	A	L	67-81	0-2
11/16/10	A	W	90-69	1-2

Away: 1-1 Neutral: 0-1

Washington & Lee (1-3)

Date	Site	W/L	VC-WL	Series
12/6/68	HF	L	70-83	0-1
1/7/69	A	L	75-80	0-2
1/5/70	HF	W	90-83	1-2
2/24/70	A	L	71-87	1-3

Home: 1-1 Away: 0-2

West Chester (1-0)

Date	Site	W/L	VC-WC	Series
1/10/73	A	W	87-65	1-0

Away: 1-0

West Florida (1-0)

Date	Site	W/L	VC-WF	Series
2/11/74	HF	W	102-64	1-0

Home: 1-0

West Liberty (1-0)

Date	Site	W/L	VC-WL	Series
12/20/68	N34	W	106-100	1-0

Neutral: 1-0

West Virginia (1-1)

Date	Site	W/L	VC-WV	Series
12/18/82	H32	L	65-66*	0-1
1/22/85	HR	W	72-60	1-1

Home: 1-0 Neutral: 0-1

West Virginia State (1-0)

Date	Site	W/L	VC-WV	Series
12/28/68	N26	W	79-73	1-0

Neutral: 1-0

Western Carolina (4-0)

Date	Site	W/L	VC-WC	Series
1/3/77	A	W	79-66	1-0
2/7/77	HR	W	69-63	2-0
12/3/77	HR	W	94-73	3-0
1/16/78	A	W	88-61	4-0

Home: 2-0 Away: 2-0

Western Illinois (2-0)

Date	Site	W/L	VC-WI	Series
1/25/75	HF	W	99-83	1-0
1/13/76	A	W	83-81	2-0

Home: 1-0 Away: 1-0

Western Kentucky (18-15)

Date	Site	W/L	VC-WK	Series
12/4/69	A	L	73-115	0-1
12/10/70	A	L	71-96	0-2
12/11/71	A	L	76-85	0-3
2/3/83	A	W	70-57	1-3
2/19/83	HR	W	60-47	2-3
3/4/83	NS1	W	57-55	3-3
1/21/84	A	W	52-49	4-3
2/11/84	HR	W	69-67	5-3
1/10/85	A	W	72-58	6-3
2/21/85	HR	W	85-62	7-3
1/20/86	A	L	60-62	7-4
2/22/86	HR	W	60-56	8-4
1/12/87	HR	L	70-79	8-5
1/17/87	A	L	71-90	8-6
1/23/88	HR	W	79-74	9-6
2/18/88	A	W	70-69	10-6
1/21/89	A	L	87-91	10-7
2/18/89	HR	W	85-63	11-7
1/11/90	HR	L	44-57	11-8
2/15/90	A	L	65-68	11-9
1/26/91	HR	L	75-83	11-10
2/23/91	A	L	80-97	11-11
3/2/91	NS6	W	100-89	12-11
3/2/92	HR	L	75-77	12-12
12/19/92	A	L	78-84	12-13
11/24/95	N35	W	83-65	13-13
11/18/98	HR	W	63-61	14-13
12/11/99	A	L	58-75	14-14
11/26/02	A	L	73-80*	14-15
11/25/03	HS	W	72-67	15-15

11/20/11	N	W	69-64	16-15
11/23/11	A	W	68-45	17-15
12/18/12	HS	W	76-44	18-15

Home: 9-4 (Siegel Center: 2-0)
Away: 5-11 Neutral: 4-0

Western Michigan (1-1)

Date	Site	W/L	VC-WM	Series
12/04/08	HS	W	79-62	1-0
11/18/09	A	A	83-81	1-1

Home: 1-0 Away: 0-1

Wisconsin (0-1)

Date	Site	W/L	VC-UW	Series
11/22/15	N	L	73-74	0-1

Neutral: 0-1

Wichita State (3-3)

Date	Site	W/L	VC-WS	Series
12/28/96	A	L	50-80	0-1
2/18/11	A	W	68-67	1-1
3/15/12	N	W	62-59	2-1
11/13/12	HS	L	51-53	2-2
12/22/18	HS	W	70-54	3-2
12/21/19	A	L	63-73	3-3

Home: 1-1 (Siegel Center: 1-1) Away: 1-2
Neutral: 1-0

William & Mary (39-12)

Date	Site	W/L	VC-WM	Series
11/25/77	HR	L	54-55	0-1
2/1/78	A	W	73-62	1-1
12/29/78	HR	W	60-43	2-1
1/24/79	HR	W	67-46	3-1
12/8/79	A	W	57-54	4-1
2/12/80	HR	W	64-58	5-1
12/3/80	HR	W	77-58	6-1
2/24/81	A	W	68-67*	7-1
1/11/82	HR	W	63-62*	8-1
2/23/82	A	W	65-63	9-1
1/31/83	A	W	50-49	10-1
12/6/83	HR	W	41-38	11-1
1/30/86	HR	W	60-44	12-1
12/4/86	A	W	73-64	13-1
1/4/96	A	W	70-47	14-1
2/7/96	HR	W	83-68	15-1
1/20/97	A	L	61-69	15-2
2/1/97	HR	W	77-50	16-2
3/1/97	HR6	L	63-77	16-3
1/3/98	A	L	53-67	16-4
2/23/98	HR	L	67-72	16-5
1/25/99	HR	W	88-69	17-5
2/6/99	A	W	83-67	18-5
1/12/00	HS	L	65-73	18-6
2/5/00	A	L	56-85	18-7
1/13/01	A	L	63-65	18-8
2/8/01	HS	W	70-59	19-8
1/12/02	A	L	81-92	19-9
2/25/02	HS	W	68-60	20-9
1/18/03	A	L	83-88*	20-10
2/19/03	HS	W	93-73	21-10
12/6/03	HS	W	71-60	22-10
2/28/04	A	W	74-59	23-10
1/22/05	A	W	79-77*	24-10
2/23/05	HS	W	91-69	25-10
1/19/06	HS	W	69-60	26-10
2/25/06	A	W	77-59	27-10
3/3/06	NC	W	62-59	28-10

1/10/07	A	W	88-77	29-10
1/29/07	HS	W	90-68	30-10
12/5/07	HS	W	71-57	31-10
3/1/08	A	W	54-43	32-10
3/9/08	NC	L	54-56	32-11
12/6/08	A	W	66-50	33-11
2/7/08	H	W	76-54	34-11
12/05/09	A	L	74-75	34-12
1/20/10	HS	W	81-59	35-12
12/4/10	HS	W	59-55	36-12
1/12/11	A	W	70-52	37-12
1/19/12	HS	W	69-68*	38-12
2/1/12	A	W	87-78	39-12

Home: 23-4 (Siegel Center: 11-1)
Away: 15-7 Neutral: 1-1

Wilmington (7-0)

Date	Site	W/L	VC-WC	Series
12/6/71	HF	W	102-70	1-0
3/1/72	A	W	103-80	2-0
11/27/72	HF	W	94-75	3-0
1/13/73	A	W	83-75	4-0
2/18/74	HF	W	108-71	5-0
12/2/74	HF	W	104-96	6-0
12/1/75	HF	W	99-75	7-0

Home: 5-0 Away: 2-0

Winthrop (4-0)

Date	Site	W/L	VC-WU	Series
11/15/10	HS	W	67-54	1-0
11/17/12	A	W	90-54	2-0
11/16/13	HS	W	92-71	3-0
12/19/17	HS	W	69-55	4-0

Home: 3-0 (Siegel Center 3-0) Away: 1-0

Wofford (3-0)

Date	Site	W/L	VC-WC	Series
11/27/89	HR	W	71-52	1-0
12/29/10	HS	W	75-66	2-0
12/17/13	H	W	72-57	3-0

Home: 3-0 (Siegel Center: 2-0)

Wright State (2-0)

Date	Site	W/L	VC-WS	Series
2/5/77	HR	W	82-70	1-0
2/4/78	A	W	63-59	2-0

Home: 1-0 Away: 1-0

Wyoming (1-0)

Date	Site	W/L	VC-WU	Series
12/17/83	N31	W	70-57	1-0

Neutral: 1-0

Xavier (3-1)

Date	Site	W/L	VC-XU	Series
2/23/94	A	W	79-76	1-0
11/20/95	HR	W	81-75	2-0
11/17/06	N39	L	67-70	2-1
2/23/13	A	W	75-71	1-0

Home: 1-0 Away: 2-0 Neutral: 0-1

York (2-0)

Date	Site	W/L	VC-YC	Series
2/6/70	HF	W	96-77	1-0
2/13/71	A	W	117-89	2-0

Home: 1-0 Away: 1-0

* - Denotes overtime periods

CONFERENCE TOURNAMENT HISTORY

1980	Sun Belt -- Charlotte, N.C. (#5)
2/23	#4 Charlotte W 100-93
2/24	#1 South Alabama W 74-72
2/25	#2 UAB W 105-88
1981	Sun Belt -- Jacksonville, Fla. (#1)
2/28	#4 South Florida W 53-45
3/1	#3 UAB W 62-61
1982	Sun Belt -- Birmingham, Ala. (#2)
2/27	#6 South Alabama W 68-66
2/28	#1 UAB L 83-94
1983	Sun Belt -- Birmingham, Ala. (#2)
3/4	#7 Western Kentucky W 57-55
3/5	#3 UAB L 59-61
1984	Sun Belt -- Birmingham, Ala. (#1)
3/2	#8 Charlotte W 64-52
3/3	#5 UAB L 52-54
1985	Sun Belt -- Hampton, Va. (#1)
3/1	#8 Charlotte W 85-62
3/2	#5 Jacksonville W 75-57
3/3	#3 Old Dominion W 87-82
1986	Sun Belt -- Birmingham, Ala. (#5)
2/27	#4 Jacksonville L 49-56
1987	Sun Belt-Bowling Green, Ky. (#4)
2/26	#5 Charlotte L 73-88
1988	Sun Belt -- Richmond, Va. (#2)
3/5	#7 South Florida W 82-60
3/6	#3 Old Dominion W 91-69
3/7	#1 Charlotte L 79-81
1989	Sun Belt -- Charlotte, N.C. (#3)
3/4	#6 Jacksonville L (ot) 85-93
1990	Sun Belt -- Birmingham, Ala. (#8)
3/3	#1 UAB L 68-83
1991	Sun Belt -- Mobile, Ala. (#5)
3/2	#4 Western Kentucky W 100-89
3/3	#1 South Alabama L 78-105
1992	Metro -- Louisville, Ky. (#5)
3/13	#4 Louisville W 74-65
3/14	#1 Tulane L 69-87
1993	Metro -- Louisville, Ky. (#3)
3/12	#6 South Florida W 79-72
3/13	#7 Virginia Tech W 85-71
3/14	#1 Louisville L 78-90
1994	Metro -- Biloxi, Miss. (#5)
3/11	#4 Virginia Tech L 64-65
1995	Metro -- Louisville, Ky. (#7)
3/10	#2 Louisville L 61-84
1996	CAA -- Richmond, Va. (#1)
3/2	#9 Richmond W 89-55
3/3	#5 East Carolina W 75-60
3/4	#3 UNC Wilmington W 46-43

1997	CAA -- Richmond, Va. (#4)
3/1	#5 William & Mary L 63-77
1998	CAA -- Richmond, Va. (#9)
2/25	#8 East Carolina W 65-62
2/27	#1 UNC Wilmington L 63-69
1999	CAA -- Richmond, Va. (#6)
2/26	#3 Richmond W 64-57
2/27	#2 Old Dominion L 49-66
2000	CAA -- Richmond, Va. (#5)
3/4	#4 UNC Wilmington L 57-66
2001	CAA -- Richmond, Va. (#3)
3/3	#6 James Madison L 57-59
2002	CAA -- Richmond, Va. (#3)
3/2	#6 Old Dominion W 58-54
3/3	#10 Hofstra W 70-54
3/4	#1 UNC Wilmington L 51-66
2003	CAA -- Richmond, Va. (#2)
3/8	#7 James Madison W 73-53
3/9	#3 Drexel L 60-62
2004	CAA -- Richmond, Va. (#1)
3/6	#9 Towson W 67-60
3/7	#4 Old Dominion W 84-67
3/8	#3 George Mason W 55-54
2005	CAA -- Richmond, Va. (#2)
3/5	#7 Delaware W 74-61
3/6	#3 UNC Wilmington W 55-46
3/7	#1 Old Dominion L (ot) 66-73
2006	CAA -- Richmond, Va. (#6)
3/3	#11 William & Mary W 62-59
3/4	#3 Hofstra L 66-72
2007	CAA -- Richmond, Va. (#1)
3/3	#9 Georgia State W 73-60
3/4	#4 Drexel W 63-56
3/5	#6 George Mason W 65-59
2008	CAA -- Richmond, Va. (#1)
3/8	#9 Towson W 57-46
3/4	#5 William & Mary L 54-56
2009	CAA -- Richmond, Va. (#1)
3/7	#8 Georgia State W 61-52
3/8	#4 Old Dominion W 61-53
3/9	#2 George Mason W 71-50
2010	CAA -- Richmond, Va. (#5)
3/7	#12 Delaware W 66-49
3/8	#4 George Mason W 75-60
3/9	#1 Old Dominion L 69-73 (ot)
2011	CAA -- Richmond, Va. (#4)
3/7	#5 Drexel W 62-60
3/8	#1 George Mason W 79-63
3/9	#2 Old Dominion L 65-70
2012	CAA -- Richmond, Va. (#2)
3/3	#7 Northeastern W 75-65
3/4	#3 George Mason W 74-64
3/5	#1 Drexel W 59-56

2013	A-10 -- Brooklyn, N.Y. (#2)
3/15	#10 Saint Joseph's W 82-79
3/16	#6 UMass W 71-62
3/17	#1 St. Louis L 56-62
2014	A-10 -- Brooklyn, N.Y. (#2)
3/14	#7 Richmond W 71-53
3/15	#3 George Washington W 74-55
3/16	#4 Saint Joseph's L 61-65
2015	A-10 -- Brooklyn, N.Y. (#5)
3/12	#12 Fordham W 63-57
3/13	#4 Richmond W 70-60
3/14	#1 Davidson W 93-73
3/15	#2 Dayton W 71-65
2016	A-10 -- Brooklyn, N.Y. (#2)
3/11	#10 UMass W 85-70
3/12	#6 Davidson W 76-54
3/13	#4 Saint Joseph's L 74-87
2017	A-10 -- Pittsburgh, Pa. (#2)
3/10	#7 George Mason W 71-60
3/11	#3 Richmond W (ot) 87-77
3/12	#4 Rhode Island L 63-70
2018	A-10 -- Washington, D.C. (#8)
3/8	#9 Dayton W 77-72
3/9	#1 Rhode Island L 67-76
2019	A-10 -- Brooklyn, N.Y. (#1)
3/15	#8 Rhode Island L 70-75
2020	A-10 -- Brooklyn, N.Y. (#9)
3/12	#8 UMass Cancelled
All-Time Conference Tournament Records	
Sun Belt (12 years)	14-9
Metro (4 years)	3-4
CAA (17 years):	28-12
Atlantic 10 (7 years):	13-6
Total (38 years):	57-29



POSTSEASON HISTORY

1978 NIT (Record: 24-5)

3/9 at Detroit L 86-94

1980 NCAA (Record: 18-12) #12 East

3/6 #5 Iowa L 72-86

1981 NCAA (Record: 24-5) #5 East

3/13 #12 Long Island W 85-69

3/15 #4 Tennessee L 56-58 (ot)

1983 NCAA (Record: 24-7) #5 East

3/17 #12 La Salle W 76-67

3/19 #4 Georgia L 54-56

1984 NCAA (Record: 23-7) #6 East

3/16 #11 Northeastern W 70-69

3/18 #3 Syracuse L 63-78

1985 NCAA (Record: 26-6) #2 West

3/15 #15 Marshall W 81-65

3/17 #7 Alabama L 59-63

1988 NIT (Record: 23-12)

3/18 at Marshall W 81-80

3/22 Southern Mississippi W 93-89

3/25 at Connecticut L 61-72

1993 NIT (Record: 20-10)

3/18 at Old Dominion L 68-74

1996 NCAA (Record: 24-9) #12 Southeast

3/14 #5 Mississippi State L 51-58

2004 NCAA (Record: 23-8) #13 East

3/18 Wake Forest L 78-79

2005 NIT (Record: 19-13)

3/16 Davidson L 62-77

2007 NCAA (Record: 28-7) #11 West

3/15 #6 Duke W 79-77

3/17 #3 Pittsburgh L 79-84 (ot)

2008 NIT (Record: 24-8)

3/19 UAB L 77-80

2009 NCAA (Record: 24-10) #11 East

3/19 #6 UCLA L 64-65

2010 CBI (Record: 27-9)

3/16 at George Washington W 79-73

3/22 Coll. of Charleston W 93-86

3/24 Boston Univ. W 88-75

3/29 Saint Louis W 68-56

3/31 at Saint Louis W 71-65

2011 NCAA (Record: 28-12) #11 Southwest

3/16 #11 USC W 59-46

3/18 #6 Georgetown W 74-56

3/20 #3 Purdue W 94-76

3/25 #10 Florida State W 72-71 (ot)

3/27 #1 Kansas W 71-61

4/2 #8 Butler L 62-70

2012 NCAA (Record: 29-7) #12 South

3/15 #5 Wichita State W 62-59

3/17 #4 Indiana L 61-63

2013 NCAA (Record: 27-9) #5 South

3/21 #12 Akron W 88-42

3/23 #4 Michigan L 53-78

2014 NCAA (Record: 26-9) #5 South

3/21 #12 Stephen F. Austin L 75-77 (ot)

2015 NCAA (Record: 26-10) #7 West

3/19 #10 Ohio State L 72-75

2016 NCAA (Record: 25-11) #10 West

3/18 #7 Oregon State W 75-67

3/20 #2 Oklahoma L 81-85

2017 NCAA (Record: 26-9) #10 West

3/16 #7 St. Mary's (Calif.) L 77-85

2019 NCAA (Record: 25-8) #8 East

3/22 #9 UCF L 58-73

All-Time Postseason Record

NCAA (17 years) 13-17

NIT (5 years) 2-5

CBI (1 year) 5-0

Total (23 years): 20-22

BIDS

Auto: 9 ('80, '81, '85, '96, '04, '07, '09, '12, '15);

At-Large: 8 ('82, '83, '11, '13, '14, '16, '17, '19)



YEAR-BY-YEAR HISTORY

Year	Overall		Conference		Conf. Finish	Final Rank AP/Coaches	Postseason	Head Coach
	W	L	W	L				
1968-69	12	11	-	-	--		Benny Dees	
1969-70	13	10	-	-	--		Benny Dees	
1970-71	15	9	-	-	--		Chuck Noe	
1971-72	15	4	-	-	--		Chuck Noe	
1972-73	15	5	-	-	--		Chuck Noe	
1973-74	17	7	-	-	--		Chuck Noe	
1974-75	17	8	-	-	--		Chuck Noe	
1975-76	16	9	-	-	--		Chuck Noe	
1976-77	13	13	-	-	--		Dana Kirk	
1977-78	24	5	-	-	--	NIT 1st Round	Dana Kirk	
1978-79	20	5	-	-	--		Dana Kirk	
1979-80*	18	12	8	6	5th	NCAA 1st Round	JD Barnett	
1980-81*	24	5	9	3	t-1st	NCAA 2nd Round	JD Barnett	
1981-82	17	11	7	3	2nd		JD Barnett	
1982-83	24	7	12	2	t-1st	NCAA 2nd Round	JD Barnett	
1983-84	23	7	11	3	1st	NCAA 2nd Round	JD Barnett	
1984-85*	26	6	12	2	1st	11/--	NCAA 2nd Round	JD Barnett
1985-86	12	16	6	8	5th		Mike Pollio	
1986-87	17	14	7	7	4th		Mike Pollio	
1987-88	23	12	10	4	2nd	NIT 3rd Round	Mike Pollio	
1988-89	13	15	9	5	3rd		Mike Pollio	
1989-90	11	17	5	9	t-6th		Sonny Smith	
1990-91	14	17	7	7	5th		Sonny Smith	
1991-92	14	15	5	7	t-5th		Sonny Smith	
1992-93	20	10	7	5	3rd	NIT 1st Round	Sonny Smith	
1993-94	14	13	5	7	t-5th		Sonny Smith	
1994-95	16	14	3	9	7th		Sonny Smith	
1995-96*	24	9	14	2	1st	NCAA 1st Round	Sonny Smith	
1996-97	14	13	9	7	t-3rd		Sonny Smith	
1997-98	9	19	4	12	9th		Sonny Smith	
1998-99	15	16	8	8	6th		Mack McCarthy	
1999-00	14	14	7	9	5th		Mack McCarthy	
2000-01	16	14	9	7	4th		Mack McCarthy	
2001-02	21	11	11	7	t-3rd		Mack McCarthy	
2002-03	18	10	12	6	t-2nd		Jeff Capel	
2003-04*	23	8	14	4	1st	RV/--	NCAA 1st Round	Jeff Capel
2004-05	19	13	13	5	t-2nd		Jeff Capel	
2005-06	19	10	11	7	6th		Jeff Capel	
2006-07*	28	7	16	2	1st	NCAA 2nd Round	Anthony Grant	
2007-08	24	8	15	3	1st	RV/RV	NIT 1st Round	Anthony Grant
2008-09*	24	10	14	4	1st	RV/--	NCAA 1st Round	Anthony Grant
2009-10	27	9	11	7	t-5th		CBI Champions	Shaka Smart
2010-11	28	12	12	6	4th	--/6	NCAA Final Four	Shaka Smart
2011-12*	29	7	15	3	2nd	RV/RV	NCAA 2nd Round	Shaka Smart
2012-13	27	9	12	4	2nd	RV/23	NCAA 2nd Round	Shaka Smart
2013-14	26	9	12	4	2nd	24/RV	NCAA 1st Round	Shaka Smart
2014-15*	26	10	12	6	t-4th	25/RV	NCAA 1st Round	Shaka Smart
2015-16	25	11	14	4	t-1st	--/RV	NCAA 2nd Round	Will Wade
2016-17	26	9	14	4	2nd		NCAA 1st Round	Will Wade
2017-18	18	15	9	9	T-5th			Mike Rhoades
2018-19	25	8	16	2	1st	RV/--	NCAA 1st Round	Mike Rhoades
2019-20	18	13	8	10	T-8th			Mike Rhoades
52 years	1,006	551					17 NCAA Appearances	12 Coaches

* - Won conference tournament

Conference History

Sun Belt Conference 1979-1991
 Metro Conference 1991-95
 Colonial Athletic Association 1995-2012
 Atlantic 10 Conference 2012-present

COACHING RECORDS

Coach	Years	Record	Win %
Benny Dees	1968-70	25-21	.543
Chuck Noe	1970-76	95-42	.693
Dana Kirk	1976-79	57-23	.713
JD Barnett	1979-85	132-48	.733
Mike Pollio	1985-89	65-57	.533
Sonny Smith	1989-98	136-127	.517
Mack McCarthy	1998-02	66-55	.545
Jeff Capel	2002-06	79-41	.658
Anthony Grant	2006-09	76-25	.753
Shaka Smart	2009-15	163-56	.744
Will Wade	2015-17	51-20	.718
Mike Rhoades	2017-	61-36	.629

YEAR-BY-YEAR HISTORY BREAKDOWN

Year	Overall		Home		Away		Neutral		Overtime		Attendance	
	W	L	W	L	W	L	W	L	W	L	Total	Average
1968-69	12	11	5	2	4	6	3	3	1	0	n/a	n/a
1969-70	13	10	10	0	3	10	0	0	1	0	n/a	n/a
1970-71	15	9	11	0	4	9	0	0	0	0	n/a	n/a
1971-72	15	4	12	1	3	3	0	0	0	1	*14,700	*2,940 (4-1)
1972-73	15	5	9	1	6	4	0	0	0	0	*17,500	*2,917 (6-0)
1973-74	17	7	15	1	2	6	0	0	0	1	*38,264	*4,252 (8-1)
1974-75	17	8	14	2	3	6	0	0	0	0	*37,572	*4,175 (7-2)
1975-76	16	9	13	2	3	7	0	0	1	0	*26,310	*3,289 (6-2)
1976-77	13	13	12	5	1	8	0	0	1	2	*39,700	*3,970 (5-5)
1977-78	24	5	15	1	8	2	1	2	2	0	*64,870	*5,406 (11-1)
1978-79	20	5	12	2	6	1	2	2	4	1	*48,745	*5,416 (7-2)
1979-80	18	12	8	5	7	5	3	2	0	1	67,269	5,175
1980-81	24	5	12	1	8	3	3	1	2	1	74,890	5,761
1981-82	17	11	10	2	6	6	1	3	2	2	66,732	5,133
1982-83	24	7	11	1	9	3	4	3	2	1	79,632	6,636
1983-84	23	7	13	1	7	4	3	2	0	1	95,825	7,985
1984-85	26	6	12	1	9	4	5	1	1	0	101,729	7,825
1985-86	12	16	8	6	3	9	1	1	1	5	98,278	7,020
1986-87	17	14	8	8	8	3	1	3	1	1	83,402	5,213
1987-88	23	12	13	4	8	8	2	0	0	1	*114,592	*6,741 (12-4)
1988-89	13	15	9	4	3	10	1	1	1	1	74,384	5,722
1989-90	11	17	7	8	4	8	0	1	3	1	87,373	5,825
1990-91	14	17	8	6	4	10	2	1	0	0	79,705	5,693
1991-92	14	15	7	7	7	7	0	1	0	2	90,166	6,440
1992-93	20	10	10	2	7	7	3	1	2	1	74,095	6,175
1993-94	14	13	7	5	6	6	1	2	1	0	72,969	6,081
1994-95	16	14	10	4	4	9	2	1	1	1	73,611	5,258
1995-96	24	9	15	1	6	6	3	2	1	0	63,345	4,872
1996-97	14	13	8	3	4	7	2	3	1	1	45,361	4,536
1997-98	9	19	7	7	1	11	1	1	0	1	48,027	4,002
1998-99	15	16	10	4	3	9	2	3	1	1	43,389	3,338
1999-00	14	14	12	3	2	10	0	1	4	2	78,447	5,230
2000-01	16	14	12	2	3	9	1	3	4	2	70,197	5,014
2001-02	21	11	14	1	3	8	4	2	2	0	71,806	4,787
2002-03	18	10	12	3	5	6	1	1	1	2	61,618	4,108
2003-04	23	8	12	3	8	4	3	1	1	0	67,872	4,525
2004-05	19	13	11	4	6	8	2	1	3	1	72,232	4,815
2005-06	19	10	12	2	6	7	1	1	1	0	75,171	5,369
2006-07	28	7	12	2	11	2	5	3	1	1	78,963	5,640
2007-08	24	8	12	2	9	3	3	3	1	0	86,369	6,169
2008-09	24	10	13	1	7	6	4	3	1	1	85,477	6,106
2009-10	27	9	18	1	7	7	2	1	0	2	113,993	6,000
2010-11	28	12	11	3	8	6	9	3	2	1	93,024	6,645
2011-12	29	7	13	1	10	3	6	3	2	0	106,707	7,622
2012-13	27	9	15	2	8	3	4	4	1	1	130,781	7,693
2013-14	26	9	15	0	6	5	5	4	2	1	116,115	7,741
2014-15	26	10	12	4	8	4	6	2	1	3	122,202	7,638
2015-16	25	11	15	2	7	4	3	5	1	1	129,829	7,637
2016-17	26	9	15	1	7	4	4	4	2	2	122,192	7,637
2017-18	18	15	11	7	5	5	2	3	2	1	137,466	7,637
2018-19	25	8	16	1	8	4	1	3	1	1	129,829	7,637
2019-20	18	13	14	4	4	7	0	2	0	1	137,466	7,637
52 years	1,006	551										

* - Includes games played at Richmond Coliseum only. Record for those games included in parenthesis.

Home courts

Franklin Street Gym: 1968-1979

Richmond Coliseum: 1971-1999

Robins Center: 1988 (one game) & 1998-99

Stuart C. Siegel Center: 1999-present

YEAR-BY-YEAR STATISTICS

Season	Overall		Conference		FG	FGA	Pct.	Def. Pct.	3FG-FGA	Pct.	Def. Pct.	FT-FTA	Pct.	Def. Pct.	Reb.	Avg.	Opp. Reb.	Opp. Avg.	
	G	W-L	Pct.	W-L															Pct.
2019-20	31	18-13	.581	8-10	.444	775	1792	.432	.423	231-667	.346	.337	412-592	.696	.706	1,039	33.5	1,123	36.2
2018-19	33	25-8	.758	16-2	.889	820	1,872	.438	.387	235-771	.305	.285	469-669	.701	.690	1,211	36.7	1,179	35.7
2017-18	33	18-15	.546	9-9	.500	921	2,013	.458	.450	274-778	.352	.351	391-566	.691	.715	1,203	36.5	1,155	35.0
2016-17	35	26-9	.743	14-4	.788	945	2,050	.461	.422	199-602	.331	.338	527-747	.705	.697	1,275	36.4	1,185	33.9
2015-16	36	25-11	.694	14-4	.778	1,010	2,238	.451	.441	262-725	.352	.337	499-721	.692	.679	1,347	37.4	1,244	34.6
2014-15	36	26-10	.722	12-6	.667	896	2,139	.419	.434	293-894	.343	.345	524-797	.657	.691	1,277	35.5	1,319	36.6
2013-14	35	26-9	.743	12-4	.750	922	2,196	.420	.432	260-744	.349	.303	520-772	.674	.668	1,317	37.6	1,286	36.7
2012-13	36	27-9	.750	12-4	.750	1,101	2,224	.450	.444	281-800	.351	.329	469-669	.701	.683	1,244	34.6	1,252	34.8
2011-12	36	29-7	.805	15-3	.833	837	2,040	.410	.424	267-800	.334	.321	507-740	.685	.691	1,205	33.5	1,268	35.2
2010-11	40	28-12	.700	12-6	.667	968	2,228	.434	.441	339-917	.370	.336	589-824	.715	.678	1,292	32.3	1,455	36.4
2009-10	36	29-7	.750	11-7	.611	979	2,117	.462	.429	253-691	.366	.302	426-747	.704	.669	1,331	37.0	1,251	34.8
2008-09	34	24-10	.706	14-4	.778	866	1,878	.461	.397	222-601	.369	.337	486-689	.705	.706	1,152	33.9	1,173	34.5
2007-08	32	24-8	.750	15-3	.800	742	1,706	.435	.381	210-559	.376	.269	463-684	.677	.697	1,158	36.2	1,094	34.2
2006-07	35	28-7	.800	16-2	.889	901	1,971	.457	.453	244-609	.401	.356	580-797	.728	.690	1,165	33.3	1,122	32.1
2005-06	29	19-10	.655	11-7	.611	690	1,589	.434	.428	225-603	.373	.305	359-495	.725	.697	926	31.9	978	33.7
2004-05	32	19-13	.594	13-5	.722	791	1,806	.438	.418	215-617	.348	.342	443-639	.693	.682	1,106	34.6	1,148	35.9
2003-04	31	23-8	.742	14-4	.778	811	1,707	.475	.405	208-530	.392	.346	372-614	.606	.673	1,159	37.4	1,019	32.9
2002-03	28	18-10	.643	12-6	.667	751	1,672	.449	.398	179-490	.365	.312	392-553	.709	.694	1,067	38.1	1,055	37.7
2001-02	32	21-11	.656	11-7	.611	811	1,890	.429	.374	211-624	.338	.301	493-734	.672	.697	1,283	40.1	1,323	41.3
2000-01	30	16-14	.533	9-7	.563	770	1,753	.439	.413	185-510	.363	.352	467-720	.649	.691	1,153	38.4	1,162	39.7
1999-00	28	14-14	.500	7-9	.438	707	1,729	.409	.420	150-514	.292	.353	393-598	.657	.716	1,117	39.9	1,107	38.5
1998-99	31	15-16	.484	8-8	.500	782	1,893	.413	.429	241-667	.361	.346	416-617	.674	.671	1,213	39.1	1,169	37.7
1997-98	28	9-19	.321	4-12	.250	644	1,549	.416	.429	161-530	.304	.365	338-510	.663	.669	1,031	36.8	952	34.0
1996-97	27	14-13	.519	9-7	.563	689	1,507	.457	.432	160-437	.366	.322	372-571	.651	.640	1,016	37.6	931	34.5
1995-96	33	24-9	.727	14-2	.875	890	1,908	.466	.419	153-483	.317	.334	505-777	.650	.667	1,328	40.2	1,055	32.0
1994-95	30	16-14	.533	3-9	.250	785	1,692	.464	.446	170-474	.359	.320	358-624	.574	.658	1,133	37.8	1,026	34.2
1993-94	27	14-13	.519	5-7	.417	757	1,656	.457	.430	187-535	.350	.375	402-613	.656	.714	1,101	40.8	1,002	37.1
1992-93	30	20-10	.667	7-5	.583	910	1,926	.472	.422	219-581	.377	.368	340-548	.620	.660	1,192	39.7	1,122	37.4
1991-92	29	14-15	.483	5-7	.417	813	1,723	.472	.446	160-417	.384	.345	385-603	.638	.656	1,055	36.4	1,102	38.0
1990-91	31	14-17	.452	7-7	.500	902	1,935	.466	.439	152-419	.363	.351	410-654	.627	.666	1,223	39.5	1,231	39.7
1989-90	28	11-17	.393	5-9	.357	730	1,644	.444	.459	120-372	.323	.333	281-426	.660	.704	954	34.1	983	35.1
1988-89	28	13-15	.464	9-5	.643	867	1,923	.451	.476	112-314	.357	.354	369-554	.666	.720	1,120	40.0	1,028	36.7
1987-88	35	23-12	.657	10-4	.714	1,047	2,215	.473	.479	116-343	.338	.337	563-776	.726	.704	1,354	38.7	1,087	31.1
1986-87	31	17-14	.548	7-7	.500	825	1,850	.446	.466	90-250	.360	.343	456-679	.672	.683	1,107	35.7	1,021	32.9
1985-86	28	12-16	.429	6-8	.429	724	1,641	.441	.468				363-504	.720	.665	965	34.5	881	31.5
1984-85	32	26-6	.813	12-2	.857	901	1,736	.519	.441				511-702	.728	.654	1,053	32.9	1,027	32.1
1983-84	30	23-7	.767	11-3	.786	764	1,507	.507	.462				421-599	.703	.709	938	31.2	796	26.5
1982-83	31	24-7	.774	12-2	.857	810	1,578	.513	.461				497-673	.738	.709	986	31.8	894	28.8
1981-82	28	17-11	.607	7-3	.700	752	1,495	.503	.456				380-535	.710	.719	928	33.1	831	29.7
1980-81	29	24-5	.828	9-3	.750	793	1,563	.507	.457				411-576	.714	.685	1,014	35.0	843	29.1
1979-80	30	18-12	.600	8-6	.576	887	1,788	.496	.474				498-696	.716	.674	1,124	35.5	1,006	33.5
1978-79	25	20-5	.800			755	1,449	.521	.434				409-600	.682	.704	949	38.0	840	33.6
1977-78	29	24-5	.828			843	1,679	.502	.436				513-766	.670	.665	1,120	38.6	1,036	35.7
1976-77	26	13-13	.500			798	1,608	.496	.679				289-447	.647	.679	989	38.0	1,028	39.5
1975-76	25	16-9	.640			898	1,924	.467	.456				341-518	.658	.693	1,136	45.4	1,034	41.4
1974-75	25	17-8	.680			923	1,945	.475	.458				367-559	.656	.629	1,211	48.4	1,056	42.2
1973-74	24	17-7	.708			979	2,044	.479	.423				308-442	.697	.681	1,148	47.8	866	36.0
1972-73	20	15-5	.750													956	47.5	846	42.3
1971-72	19	15-4	.789			722	1,441	.501	.408				354-525	.674	.658	848	44.6	786	41.4
1970-71	24	15-9	.625			948	2,081	.455					353-575	.614		1,255	50.2		
1969-70	23	13-10	.565																
1968-69	23	12-11	.522																

YEAR-BY-YEAR STATISTICS

Season	PF-Dq.	Asst.	Avg.	Opp. Avg.	TO	Opp. TO	BLK	Opp. BLK	ST	Opp. ST	Points	Opp. Points	Average	Opp. Average	Score Margin	Rebound Margin
2019-20	569-12	409	13.2	11.9	384	527	134	98	278	206	2,193	2020	70.7	65.2	+5.5	-2.7
2018-19	650-3	450	13.6	10.9	458	535	148	87	263	212	2,344	2,044	71.0	61.9	+9.1	+1.0
2017-18	561-5	510	15.5	14.2	446	425	93	87	210	230	2,507	2,470	76.0	74.8	+1.2	+1.5
2016-17	730-17	525	15.0	10.6	435	514	138	129	263	192	2,616	2,343	74.7	66.9	+7.8	+2.6
2015-16	706-14	517	14.4	12.8	414	543	135	146	309	204	2,781	2,440	77.2	67.8	+9.5	+2.9
2014-15	672-0	456	12.7	13.0	383	577	153	124	342	210	2,609	2,368	72.5	65.8	+6.7	-1.2
2013-14	687-6	459	13.1	11.2	428	638	150	145	391	207	2,624	2,282	75.0	65.2	+9.8	+0.9
2012-13	708-3	521	14.5	11.5	420	709	109	126	422	214	2,770	2,323	76.9	64.5	+12.4	-0.2
2011-12	645-7	433	12.0	10.0	411	644	132	147	381	210	2,448	2,154	68.0	59.8	+8.2	-1.7
2010-11	735-9	583	14.6	13.0	452	584	140	150	328	234	2,864	2,673	71.6	66.8	+4.8	-4.1
2009-10	626-6	536	14.9	12.8	443	517	148	120	313	250	2,737	2,392	76.0	66.4	+9.6	+2.2
2008-09	654-17	469	13.8	11.4	431	494	155	86	257	190	2,440	2,156	71.8	63.4	+8.4	-0.6
2007-08	594-10	402	12.6	10.8	429	479	170	102	253	194	2,157	1,881	67.4	58.8	+8.6	+2.0
2006-07	643-6	475	13.6	11.5	394	575	106	116	268	182	2,626	2,298	75.0	65.7	+9.3	+1.2
2005-06	496-6	356	12.3	10.8	362	456	82	70	237	185	1,964	1,811	67.7	62.4	+5.3	-1.8
2004-05	641-16	422	13.2	12.0	411	463	132	57	223	208	2,240	2,127	70.0	66.5	+3.5	-1.3
2003-04	549-12	407	13.1	12.3	510	443	120	66	209	240	2,202	1,986	71.0	64.1	+6.9	+4.5
2002-03	525-8	341	12.2	11.3	391	400	142	86	176	183	2,073	1,903	74.0	68.0	+6.0	+0.4
2001-02	614-15	391	12.2	12.8	490	443	176	84	190	253	2,326	2,193	72.7	68.5	+4.2	-1.2
2000-01	604-24	382	12.7	12.6	436	413	134	98	191	185	2,192	2,165	73.1	72.2	+0.9	-0.3
1999-00	527-10	369	13.2	15.9	485	474	151	106	220	248	1,957	2,043	69.9	73.0	-3.1	+0.4
1998-99	561-9	408	13.2	15.4	497	499	133	111	231	250	2,221	2,214	71.6	71.4	+0.2	+1.4
1997-98	470-12	374	13.4	13.9	453	380	103	94	184	231	1,787	1,879	63.8	67.1	-3.3	+2.8
1996-97	463-8	434	16.1	12.7	402	350	91	79	186	189	1,910	1,852	70.7	68.6	+2.1	+3.1
1995-96	553-7	513	15.5	12.6	557	529	129	106	246	265	2,438	2,190	73.9	66.4	+7.5	+8.2
1994-95	553-6	475	15.8	13.4	561	483	115	102	244	265	2,098	2,077	69.9	69.2	+0.7	+3.6
1993-94	514-14	448	16.6	14.9	474	381	107	89	199	188	2,103	2,070	77.9	76.7	+1.2	+3.7
1992-93	563-9	567	18.9	14.0	452	489	124	71	251	210	2,379	2,154	79.3	71.8	+7.3	+2.3
1991-92	483-8	444	15.3	14.3	460	436	115	70	193	218	2,171	2,182	74.9	75.2	-0.3	-1.6
1990-91	585-10	520	16.8	16.4	582	502	140	79	215	283	2,366	2,438	76.3	78.5	-2.3	-0.2
1989-90	444-7	415	14.8	15.8	402	350	62	67	190	182	1,861	1,939	66.5	69.3	-2.8	-1.0
1988-89	594-24	371	13.3	14.4	371	529	110	86	234	156	2,215	2,208	79.1	78.9	+0.2	+3.3
1987-88	750-27	461	13.2	14.2	461	483	85	88	246	245	2,773	2,591	79.2	74.0	+5.2	+7.6
1986-87	722-21	386	12.5	12.8	410	413	71	94	244	204	2,196	2,161	70.8	69.7	+1.1	+2.8
1985-86	556-28	341	12.2	13.0	410	413	79	80	183	188	1,811	1,806	64.7	64.5	+0.2	+3.0
1984-85	611-14	442	13.8	11.5	407	466	60	95	226	182	2,313	2,005	72.3	62.7	+9.6	+0.8
1983-84	478-13	448	14.9	12.3	373	402	69	92	193	150	1,949	1,690	65.0	56.3	+8.7	+4.7
1982-83	517-12	411	13.3	11.8	425	413	60	82	210	172	2,165	1,988	69.8	64.1	+5.7	+3.0
1981-82	545-23	378	13.5	12.3	409	384	64	68	149	167	1,884	1,759	67.3	62.8	+4.5	+3.4
1980-81	459-8	471	16.2	13.1	357	351	86	83	139	156	1,997	1,792	68.9	61.8	+7.1	+5.9
1979-80	648-22	427	14.2	11.7	456	421	62	82	156	174	2,272	2,156	75.7	71.9	+3.8	+4.0
1978-79	413-15	413	16.5	10.4	396	375	184	50	176	165	1,919	1,666	78.8	66.6	+12.2	+2.4
1977-78	535-19	355	12.2	9.3	510	517	171	105	217	182	2,199	1,937	75.8	66.8	+9.0	+2.9
1976-77	488-25	326	12.5	9.4	460	423	158	64	163	171	1,885	1,838	72.5	70.7	+1.8	-1.5
1975-76	548-22	305	12.2	9.9	451	578	158	64	163	171	2,137	1,912	85.5	76.5	+9.0	+4.0
1974-75	549-16	428	12.2	9.9	451	578	158	64	163	171	2,137	1,912	85.5	76.5	+9.0	+4.0
1973-74	484-16	528	22.0	13.8	447	545	158	64	163	171	2,213	1,927	88.5	77.1	+11.4	+6.2
1972-73	484-16	528	22.0	13.8	447	545	158	64	163	171	2,213	1,927	88.5	77.1	+11.4	+6.2
1971-72	402	428	23.4	14.3	372	396	158	64	163	171	2,266	1,875	94.4	78.1	+16.3	+11.8
1970-71	402	428	23.4	14.3	372	396	158	64	163	171	1,653	1,483	82.7	74.2	+8.5	+5.2
1969-70	402	428	23.4	14.3	372	396	158	64	163	171	1,798	1,501	94.6	79.0	+15.6	+3.3
1968-69	402	428	23.4	14.3	372	396	158	64	163	171	2,261	2,001	90.4	80.0	+10.4	+3.3

VCU AND THE TOP 25

VCU vs. the Associated Press Top 25

VCU has met a top-25 opponent in 10 straight regular seasons. The Rams are 15-48 all-time against the Associated Press Top 25, including 5-3 at the Stuart C. Siegel Center (Siegel Center games in **BOLD CAPS**).

Date	Opponent	AP Rank	W/L	Score
2/18/20	DAYTON	5	L	61-66
1/14/20	at Dayton	13	L	65-79
11/30/19	vs. Tennessee	17	L	69-72
11/13/19	LSU	23	W	84-82
12/9/18	at Virginia	4	L	49-57
3/9/18	vs. Rhode Island	25	L	67-76
2/2/18	RHODE ISLAND	22	L	68-81
12/9/17	at Seton Hall	19	L	67-90
*3/16/17	vs. St. Mary's (Calif.)	22	L	77-85
11/23/16	vs. Baylor	20	L	63-71
*3/20/16	vs. Oklahoma	7	L	81-85
11/20/15	vs. Duke	5	L	71-79
3/14/15	vs. Davidson	24	W	93-73
12/13/14	NORTHERN IOWA	23	W	93-87 ot
12/6/14	VIRGINIA	7	L	57-74
11/24/14	vs. Villanova	12	L	53-77
3/1/14	SAINT LOUIS	10	W	67-56
2/15/14	at Saint Louis	12	L	62-64
11/12/13	at Virginia	25	W	59-56
*3/23/13	vs. Michigan	10	L	53-78
3/17/13	vs. Saint Louis	16	L	56-62
3/2/13	BUTLER	20	W	84-52
11/24/12	vs. Missouri	13	L	65-68
11/23/12	vs. Duke	5	L	58-67
11/22/12	vs. Memphis	19	W	78-65
*3/17/12	vs. Indiana	16	L	61-63
*3/15/12	vs. Wichita State	18	W	62-59
11/27/12	at Alabama	13	L	64-72
*3/27/11	vs. Kansas	2	W	71-61
*3/20/11	vs. Purdue	13	W	94-76
11/24/10	vs. Tennessee	24	L	72-77
11/21/09	OKLAHOMA	17	W	82-69
*3/19/09	vs. UCLA	18	L	64-65
12/20/08	vs. Oklahoma	5	L	70-81
11/18/07	vs. Arkansas	18	L	60-70
*3/17/07	vs. Pitt	12	L	79-84 ot
11/18/04	at Wake Forest	2	L	67-81
*3/18/04	vs. Wake Forest	17	L	78-79
12/29/03	at Georgia Tech	3	L	65-86
12/21/96	vs. Alabama	20	L	69-72
*3/14/96	vs. Mississippi State	19	L	51-58
12/21/95	at Virginia	23	L	65-80
11/25/95	vs. Louisville	13	L	74-83
1/29/94	LOUISVILLE	12	L	74-94
1/8/94	at Louisville	11	W	93-89 ot
3/14/93	at Louisville	16	L	78-90
1/23/93	LONG BEACH STATE	25	W	95-61
12/5/92	at Syracuse	17	L	81-94
2/8/92	at Tulane	14	L	85-87 ot
12/8/90	at Oklahoma	16	L	105-141
12/1/89	at Syracuse	1	L	73-100
2/23/85	at Memphis	4	L	73-81
2/13/85	UAB	19	W	67-53
12/29/84	VIRGINIA TECH	16	W	69-65
12/1/84	at Louisville	6	L	55-67
*3/18/84	vs. Syracuse	18	L	63-78
*3/19/83	vs. Georgia	18	L	54-56
11/27/82	at Virginia	1	L	63-69
*3/15/81	vs. Tennessee	15	L	56-58
11/29/80	at Virginia	8	L	62-77
+3/9/78	vs. Detroit	18	L	86-94
12/10/70	at Western Kentucky	13	L	71-96

* - NCAA Tournament Game / + - NIT Game

Home: 8-4 (5-3 Siegel Center) • Away: 2-18 • Neutral: 5-26
vs. AP Top 10: 2-14

VCU in the Polls

Associated Press

1983-84
Nov. 29: 20th

1984-85
Jan. 1: 20th
Jan. 8: 18th
Jan. 15: 16th
Jan. 22: 19th
Jan. 29: 17th
Feb. 26: 17th
March 5: 12th
March 12 (Final): 11th

2012-13
Jan. 14: 22nd
Jan. 21: 19th
Feb. 18: 24th
Mar. 4th: 21st
Mar. 11th (Final): 25th

2013-14
Preseason: 14th
Nov. 12: 14th
Nov. 19: 10th
Mar. 10: 23rd
Mar. 17 (Final): 24th

2014-15
Preseason: 15th
Nov. 17: 15th
Nov. 24: 14th
Jan. 5: 20th
Jan. 12: 17th
Jan. 19: 16th
Jan. 26: 14th
Feb. 9: 20th
Feb. 16: 25th
Feb. 23: 22nd
Mar. 16: 25th

2019-20
Preseason: 25th
Nov. 18: 21st
Nov. 25: 20th

USA Today/Coaches

2010-11
Apr. 5 (Final): 6th

2012-13
Jan. 7: 24th
Jan. 14: 19th
Jan. 21: 16th
Feb. 18: 24th
Feb. 25: 25th
Mar. 4: 19th
March 11: 22nd
March 18: 23rd
April 8 (Final): 23rd

2013-14
Preseason: 15th
Nov. 12: 14th
Nov. 19: 10th
Nov. 26: 24th
March 10: 25th
March 17: 25th.

2014-15
Preseason: 16th
Nov. 17: 15th
Nov. 24: 14th
Jan. 5: 21st
Jan. 12: 17th
Jan. 19: 16th
Jan. 26: 15th
Feb. 2: 18th
Feb. 9: 22nd
Feb. 23: 24th

2019-20
Nov. 18: 19th
Nov. 25: 19th

HONORS AND AWARDS

Sun Belt Conference

Player of the Year

1982-83 Calvin Duncan (Co-POY)

Freshman of the Year

1990-91 Kendrick Warren

Coach of the Year

1982-83 J.D. Barnett

1983-84 J.D. Barnett

First Team

1979-80 Monty Knight

1980-81 Kenny Stancell

1981-82 Kenny Stancell

1982-83 Calvin Duncan

1983-84 Calvin Duncan

1984-85 Rolando Lamb

1985-86 Nicky Jones

1987-88 Phil Stinnie

1988-89 Chris Cheeks

1990-91 Kendrick Warren

Second Team

1980-81 Greg McCray

Danny Kottak

Edmund Sherod

1981-82 Monty Knight

1982-83 Fred Brown

1983-84 Michael Brown

Mike Schlegel

1984-85 Mike Schlegel

Calvin Duncan

1985-86 Michael Brown

1986-87 Phil Stinnie



1987-88 Chris Cheeks

All-Tournament Team

1980 Danny Kottak

1981 Kenny Stancell

1982 Monty Knight



1983 Calvin Duncan
 1984 Calvin Duncan
 1985 Michael Brown
 Mike Schlegel
 Calvin Duncan
 1988 Phil Stinnie
 Chris Cheeks

All-Academic Team

1989-90 Scott Weinstein

1990-91 Scott Weinstein

Sun Belt Tournament MVP

1981 Kenny Stancell

1985 Mike Schlegel

Metro Conference

Coach of the Year

1992-93 Sonny Smith

First Team

1991-92 Kendrick Warren

1992-93 Kendrick Warren

1993-94 Kendrick Warren

Second Team

1992-93 Sherron Mills

Kenny Harris

1993-94 Kenny Harris

All-Tournament Team

1992 Kendrick Warren

1993 Kenny Harris

Tyron McCoy

Colonial Athletic Association

Player of the Year

1995-96 Bernard Hopkins

2003-04 Domonic Jones

2007-08 Eric Maynor

2008-09 Eric Maynor

Defensive Player of the Year

2008-09 Larry Sanders

2009-10 Larry Sanders

Coach of the Year

1995-96 Sonny Smith

2006-07 Anthony Grant

First Team

1995-96 Bernard Hopkins

1996-97 Patrick Lee

2000-01 Bo Jones

2001-02 Domonic Jones

2002-03 Willie Taylor

2003-04 Domonic Jones

2004-05 Nick George

2005-06 Nick George

2006-07 Eric Maynor

2007-08 Eric Maynor

Jamal Shuler

2008-09 Eric Maynor

2009-10 Larry Sanders

2011-12 Bradford Burgess

Second Team

1995-96 Sherman Hamilton

1998-99 Bo Jones

1999-00 Bo Jones

2001-02 Willie Taylor

2003-04 Troy Godwin

2004-05 Michael Doles

2006-07 B.A. Walker

2008-09 Larry Sanders

2009-10 Joey Rodriguez

2010-11 Jamie Skeen

Third Team

2006-07 Jesse Pellot-Rosa

2010-11 Joey Rodriguez

2011-12 Juvonte Reddic

Darius Theus

HONORS AND AWARDS



► Mike Schlegel



► Jamie Skeen

All-Tournament Team

- 1996 Ben Peabody
- 1999 LaMar Taylor
- 2002 Domonic Jones
L.F. Likcholitev
- 2003 Willie Taylor
- 2004 Domonic Jones
Troy Godwin
Nick George
- 2005 Nick George
Jesse Pellot-Rosa
- 2007 Michael Anderson
Eric Maynor
Jesse Pellot-Rosa
- 2008 Eric Maynor
- 2009 Eric Maynor
Larry Sanders
- 2010 Joey Rodriguez
- 2011 Bradford Burgess
Jamie Skeen
- 2012 Rob Brandenberg
Bradford Burgess
Darius Theus

All-Academic Team

- 1997-98 Patrick Kodjoe
- 2002-03 Emmanuel Mathis
- 2006-07 Calvin Roland (First Team)
- 2007-08 Eric Maynor (Second Team)

Rookie of the Year

- 2002-03 Nick George

All-Rookie Team

- 1997-98 LaMar Taylor
- 2000-01 Domonic Jones
Johnnie Story
- 2002-03 Nick George
- 2006-07 T.J. Gwynn
- 2007-08 Larry Sanders
- 2008-09 Bradford Burgess

All-Defensive Team

- 2000-01 L.F. Likcholitev
- 2001-02 L.F. Likcholitev
- 2002-03 Antoine Willie
- 2007-08 Larry Sanders
Jamal Shuler
- 2008-09 Larry Sanders
- 2009-10 Larry Sanders
- 2011-12 Briante Weber

CAA Tournament MVP

- 1996 Bernard Hopkins
- 2004 Domonic Jones
- 2008 Eric Maynor
- 2009 Eric Maynor
- 2012 Darius Theus

Atlantic 10 Conference

Defensive Player of the Year

- 2012-13 Briante Weber
- 2013-14 Briante Weber
- 2014-15 Briante Weber

Sixth Man of the Year

- 2013-14 Melvin Johnson

Coach of the Year

- 2018-19 Mike Rhoades

First Team

- 2013-14 Treveon Graham
- 2014-15 Treveon Graham
- 2015-16 Melvin Johnson
- 2016-17 JeQuan Lewis
- 2017-18 Justin Tillman
- 2018-19 Marcus Evans

Second Team

- 2013-14 Juvonte Reddic

Third Team

- 2015-16 Mo Alie-Cox
- 2016-17 Justin Tillman
- 2018-19 De'Riante Jenkins

A-10 All-Tournament Team

- 2013 Javonte Reddic
- 2014 Rob Brandenburg
Treveon Graham
Briante Weber
- 2015 Mo Alie-Cox
Briante Weber
- 2016 Korey Billbury
- 2017 JeQuan Lewis
- 2018 Justin Tillman
- 2019 Marcus Santos-Silva

All-Academic Team

- 2014-15 Mo Alie-Cox
- 2015-16 Mo Alie-Cox
- 2018-19 Marcus Evans
- 2019-20 Marcus Santos-Silva

All- Defensive Team

- 2012-13 Briante Weber
Darius Theus
- 2013-14 Briante Weber
- 2014-15 Mo Alie-Cox
Briante Weber
- 2015-16 Mo Alie-Cox
- 2016-17 Mo Alie-Cox

All-Rookie Team

- 2012-13 Melvin Johnson
- 2019-20 Nah'Shon "Bones" Hyland

Atlantic 10 Tournament MVP

- 2015 Treveon Graham

NCAA Tournament

All-Tournament

- 2010-11 Jamie Skeen

All-Region

- 2010-11 Jamie Skeen (MVP)
Bradford Burgess

ALL-TIME NUMERIC ROSTER**0 or 00**

George Byrd (1996-97)
James Eversley (2007)
Jay Gavin (2010)
De'Riante Jenkins (2017-20)
Jarius Lyles (2014)
Johnnie Story (2001)

1

Mark Adams (2002-03)
Renardo Dixon (2005)
Bo Jones (2000-01)
JeQuan Lewis (2014-15-16-17)
Larry Sanders (2008-09-10)
Mike'L Simms (2018-20)

2

Michael Doles (2003-04-05)
Samir Doughty (2017)
Marcus Evans (2019-20)
Wil Fameni (2007-08)
Josh Graham (2000)
Issiah Grayson (2010)
Matt Treadwell (2001-02)
Briante Weber (2012-13-14-15)

3

Yonnas Banteamlak (2002-03)
Henry Callins (1992)
Ivan Chappell (1996)
Keith Davis (1994-95)
Alvin Hicks (1987)
Nicky Jones (1984-85-86)
Eric Maynor (2006-07-08-09)
Robert Shelton (1996-97)
LaMar Taylor (1998-99-00-01)

4

Michael Anderson (2005-06)
Corey Douglas Jr. (2019-20)
Terence Gibson (1993-94)
Troy Godwin (2004)
Elander Lewis (1990-91)
Shannon Martin (1999)
Terrance Saintil (2009-10)
Terrance Shannon (2014)
Gerard Smith (2008)
John Smith (1995-96)
Willie Taylor (2001-02-03)
Justin Tillman (2015-16-17-18)

5

Doug Brooks (2014-15-16-17)
Julian Capel (2004-05-06)
John Cerqueira (1994)
Calvin Duncan (1982-83-84-85)
Josh Graham (2001-02)
Roderick Griggs (1997)
Bernard Hopkins (1995-96)
Nah'Shon "Bones" Hyland (2020)
Bo Jones (1999)
Derrick McGhee (1986)
Sean Mobley (2018-19)
Teddy Okerefor (2012-13)
Juvonte Reddic (2011)

Brandon Rozell (2008-09)
Derek Thompkins (1989-90-91)

10

Bruce Allen (1984-85-86-87)
Mylo Brooks (1997-98)
David Chaney (1994-95)
Matt Coward (2007)
Tony DiMaria (1975-76-77-78)
Dave Edwards (1971-72-73-74)
Domonic Jones (2001-02-03-04)
L.J. Kilby (1970)
Monty Knight (1979-80-81-82)
Ben Rand (2000)
Gerard Smith (2009)
Darius Theus (2010-11-12-13)
Scott Weinstein (1989-90-91)
Jonathon Williams (2015-16-17-18)
Vince Williams Jr. (2019-20)

11

Eric Atkins (1991-92)
Tim Binns (1975-76-77-78)
Rob Brandenburg (2012-13-14)
KeShawn Curry (2019-20)
Stanley Davis (1981-82-83-84)
Michael Gilmore (2015-16)
Mike Hargett (1993)
A.B. Lehmann (2004)
Derrick McGhee (1987-88-89)
Konstantin Nesterov (2001)
Kirill Pishchalnikov (2008-09-10)
Matt Treadwell (2000)
Issac Vann (2018)

12

Jimmy "Tre" Clark III (2020)
Mo Alie-Cox (2014-15-16-17)
Adrian Anderson (1973-74)
Ram Fishburne (1989)
Kenny Harris (1993-94)
Dave Hobbs (1970-71)
Tony Holloway (1976)
Rod Ladd (1991-92)
Colin Long (1995)
Kevin Miles (1997)
Konstantin Nesterov (2002)
Chip Noe (1977-78)
Dylan Sheehy-Guiseppi (2018-19)
Alexander Shtam (1999-01)
Pete Strayhorn (1987)
Joey Rodriguez (2008-09-10-11)
Chris Wood (1996)

13

Malik Crowfield (2017-18-19-20)
Patrick Kodjoe (1998-99-00)
Tryrian Ridges (1996)
Alexander Shtam (2002-03)

14

Torey Burston (2014-15-16-17)
Crip Chandler (1977)
Dewayne Garner (1990-91)
Keith Highsmith (1975-76)
Leslie Moore (1970)

Howie Robertson (1971-72-73-74)
Marcus Santos-Silva (2018-19-20)
Charlie White (1971)

15

Michael Anderson (2007-08)
Fred Brown (1982-83)
John Crittenden (1979)
Robert Dickerson (1984-85)
Marquell Fraser (2017)
Lewis Hackett (1981)
Arnold Henderson VI (2020)
Gerald Henderson (1975)
Xavier Jackson (2018-19)
Scott Lilly (1998-99-00-01)
Ben Peabody (1995-96)
Juvonte Reddic (2012-13-14)
Bruce Robinson (1986)
Rhea Saltz (1974-76)
Jamal Shuler (2005)
Orlando Stewart (1988-89)

20

Brian Bender (1986-87)
Greg Bostian (1995)
Mike Brown (1988-89)
Bradford Burgess (2009-10-11-12)
Jordan Burgess (2014-15-16-17)
Tim Harris (1993-94)
Jeff Hudgins (1973-74-75)
Rolando Lamb (1982-83-84-85)
Pat Mancuso (1992)
Scott Moore (1999)
Donnie Ross (1968-69-70)
Barry Sudduth (1969-70, 1972)
B.A. Walker (2004-05-06-07)
Hason Ward (2020)

21

Andy Black (1985-86-87)
Chris Brower (1990-91-92-93)
Josh Clark (2002)
Randy Corker (1982-83)
Nick George (2003-04-05-06)
Traveon Graham (2012-13-14-15)
Sherman Hamilton (1995-96-97)
Danny Kottak (1978-79-80-81)
Jarren McAllister (2020)
Frank Ndongo (2007-08)
Reggie Okosa (1999-00)
Jamie Skeen (2010-11)

22

Torrance Archie (1997-98)
Fred Bates (1980)
Michael Brown (1983-84-85-86)
Tim Carr (1982)
Lewis Djonkam (2018)
Michael Gilmore (2019)
Gerald Henderson (1976-77-78)
Richard Jones (1972-73-74-75)
Khris Lane (2018)
Terry Larrier (2015)
L.F. Likcholitov (1999-00)
Tyron McCoy (1992-93-94-95)
Thomas Meredith (1991)

ALL-TIME NUMERIC ROSTER

Dain Price (1979)
 Howie Robertson (1971)
 Gerron Scissum (2016)
 Horace Scruggs (1989)

23

William Bell (1977)
 Rob Brandenburg (2011)
 Penny Elliott (1978-79-80)
 Jarred Guest (2012-13-14-15)
 Ahmed Hamdy (2016-17)
 Lance Kearse (2008-09)
 Teron Payton (2003)
 Jesse Pellet-Rosa (2004-05-06-07)
 George "Tic" Price (1975-76)
 Issac Vann (2019-20)
 Kendrick Warren (1991-92-93-94)

24

Korey Billbury (2016)
 P.J. Byrd (2019)
 Reggie Cain (1971-72-73)
 Keith Lawson (1969-70)
 Heath Houston (2012)
 Darrell Reid (1985-86-87-88)
 Jamal Schuler (2007-08)
 Edd Tatum (1974)
 Kareem Washington (1992-93-94)
 Carl Weldon (1990-91-92)
 Antoine Willie (2002)

25

Will Dickerson (1995)
 Don Franco (1984-85-86)
 Alexander Harper (2004-05-06)
 Hunter Hoggatt (1998-00)
 Marc Jackson (1994)
 Tyler Maye (2018)
 Reco McCarter (2012)
 Alvin Mobley (1993)
 Edmund Sherod (1978-79-80-81)
 Antravious Simmons (2015)

30

Norman Barnes (1976)
 Wes Carmack (1977-78)
 Troy Daniels (2010-11-12-13)
 Jesse Dark (1971-72-73-74)
 Melvin Drake (1997-98)
 William Feazell (1986-87)
 Reed Garrett (1970)
 Emanuel Mathis (2002-03)
 Gary McIntosh (1983)
 Jason Park (1999)
 Calvin Roland (2005-07)
 Kenny Stancell (1979-80-81-82)
 Jim Trusty (1977)
 Neil Wake (1984-85)
 Vince Wilson (1988-89)

31

Eric Alford (1988-89-90)
 Eeric Davis (2006)
 Justin Tuoyo (2013)
 Toby Veal (2011)
 Lorenza Watson (1976-77-78-79)

32

Charles Booker (1970-71)
 Bernard Boyd (1974)
 Myk Brown (2008)
 George Byrd (1993-94)
 Morris Fultz (1974, 1976)
 Drew Johnson (2004)
 Melvin Johnson (2013-14-15-16)
 Marcus Reed (1996-97)
 Brandon Rozzell (2010-11)
 Jamal Schuler (2006)
 John Thompson (1987-88)
 Brian Whitley (1990-91)
 Bill Zepplin (1973-74)

33

Lou Bryant (1988-89)
 Mark Dowden (1980)
 Daniel Faison (1981)
 Don Franco (1987)
 Troy Godwin (2003)
 Andy Gray (1977-78)
 D.J. Haley (2011-12-13)
 Patrick Lee (1996-97)
 Denis Orlov (2002)
 Bob Osbourne (1993-94)
 Garland Ragler (1999)
 Katara Reliford (1990)

34

Lionel Bacon (1987-88-89-90)
 Yann Bonato (1991)
 David Hinton (2010-11-12-13)
 Cornell Jones (1971)
 Jimmy Jones (1972-73-74-75)
 Simon Moore (1997-98)
 Derrick Reid (2002-03-04-05)
 Marlow Talley (1995-96)

35

Derek Borden (1989-90)
 Major Carmon (1998)
 Tony Ellis (1975-76)
 Joe Martin (1995-96)
 Jon Pickus (1976-77)
 Jordan Riullano (2016)
 Phil Stinnie (1985-86-87-88)

40

Emerson Burk (2014)
 Sam Faulk (2005-06-07)
 Cornell Jones (1974)
 Sherron Mills (1992-93)
 Kevin Moore (2003-04)
 Bruce Pettway (1985-86-87-88)
 Charles Wilkins (1969-70-71)

41

Antoine Ford (1989)
 Don Jones (1981-82)
 Greg McCray (1979)
 Alvin Robinson (1984-85-86-87)
 Craig Uhle (1990-91)

42

T.J. Gwynn (2007-08-09-10)
 Bernard Harris (1972-73-74)
 Eugene Kissourine (1993)
 L.F. Likcholitov (2001-02)
 Randy Mills (1997-98)
 Odell Pack (1970-71)
 Marios Voulgaridis (1995)
 Antoine Willie (2003)

43

Scott Marston (1996-1997)
 Mike Schlegel (1982-83-84-85)

44

James Barnes (1993)
 Shawn Hampton (1999-00)
 Diedrik Hofstede (1995)
 Mike Holmes (1971)
 Pat Holmes (1976)
 Denis Orlov (2001)
 Bobby Reddish (1990-91)
 Greg Shropshire (1980-81-82-83)

45

Rodney Ashby (1992-93-94)
 Chris Cheeks (1988-89)
 Nathan Eley (1981)
 Willie Jennings (1986)
 Antonio Lappegard (2000)
 Tom Murrey (1978)
 David Still (1985)
 Chico Swinton (1983)

50

Charles Chambliss (1970)
 Bernard Harris (1971)
 Martin Henlan (1987-88-89-90)
 Ed Nixon (2008-09-10-11)
 Ron Payne (1978)
 Konstantin Pepeliaev (1991-92-93)
 Greg Ringo (1979-80)
 Bobby Shropshire (1981-82)
 Edd Tatum (1975-76-77)

52

Mike Fling (1968-69-70, 1972)
 Kenny Jones (1980)
 Greg McCray (1980-81)
 Greg McDougald (1971)
 Sherron Mills (1991)
 Tom Motley (1973-74-75-76)
 Ron Payne (1977)
 Bruce Pettway (1987-88)
 Jim Turns (1981)

Years are listed as the final year in each season. I.E., 2012-13 season is listed as "2013". Players who wore more than one number during their career are listed under multiple numbers.